



INDIANAPOLIS COLTS WEEKLY MEDIA GUIDE

WEEK 7

INDIANAPOLIS COLTS (5-1) AT LOS ANGELES CHARGERS (4-2)



4:05 PM ET | SUNDAY, OCT. 19, 2025 | SOFI STADIUM

COLTS TRAVEL TO SOFI STADIUM FOR SECOND TIME THIS SEASON




The Indianapolis Colts will travel to Los Angeles to play the Chargers in Week 7.

The contest will mark the 29th all-time regular season contest between the teams, with the Chargers leading the series, 18-10. In Week 16 of 2022, Indianapolis hosted Los Angeles and lost, 20-3.

In Week 6, Indianapolis hosted the Arizona Cardinals and won, 31-27. The Colts finished 4-for-4 in the red zone. It marked the team's second consecutive game converting on all their red zone opportunities, which is the first time Indianapolis has accomplished that feat since 2020.

BROADCAST INFORMATION

TV coverage: CBS
Play-by-Play: Ian Eagle
Color Analyst: JJ Watt
Sideline: Evan Washburn



Radio coverage: WIBC HD 2
Play-by-Play: Matt Taylor
Color Analyst: Charles Arbuckle
Sideline: Larra Overton



MEDIA SCHEDULE: OCT. 14-17

Tues., Oct. 14
12:25 p.m. – Coordinators Available via Zoom

Wed., Oct. 15
11:30 a.m. – Shane Steichen Available
12:40 p.m. – Players Available
2:00 p.m. – Practice (Limited Availability)

Thurs., Oct. 16
11:25 a.m. – Players Available
1:00 p.m. – Practice (Limited Availability)

Fri., Oct. 17
11:55 a.m. – Practice (Limited Availability)
12:55 p.m. – Shane Steichen Available
1:05 p.m. – Players Available

2025 AFC SOUTH STANDINGS

Team	W	L	T	Pct.	Pts.	Opp.
Indianapolis	5	1	0	.833	194	116
Jacksonville	4	2	0	.667	139	120
Houston	2	3	0	.400	108	61
Tennessee	1	5	0	.167	83	161

STAT OF THE WEEK

In 2025, **Indianapolis** has only allowed 19.3 points per game, which ranks fourth in the NFL.

HOUSTON	12.2
DENVER	15.8
LOS ANGELES RAMS	18.3
INDIANAPOLIS	19.3
MINNESOTA	19.4



INDIANAPOLIS COLTS 2025 SCHEDULE

PRESEASON (1-2)

Day	Date	Opponent	Time	Result
Thurs.	Aug. 7	at Baltimore	7:00 PM	L, 16-24
Sat.	Aug. 16	GREEN BAY	1:00 PM	L, 19-23
Sat.	Aug. 23	at Cincinnati	1:00 PM	W, 41-14

Regular Season (5-1)

Day	Date	Opponent	Time	Result
Sun.	Sept. 7	MIAMI	1:00 PM	W, 33-8
Sun.	Sept. 14	DENVER	4:05 PM	W, 29-28
Sun.	Sept. 21	at Tennessee	1:00 PM	W, 41-20
Sun.	Sept. 28	at L.A. Rams	4:05 PM	L, 20-27
Sun.	Oct. 5	LAS VEGAS	1:00 PM	W, 40-6
Sun.	Oct. 12	ARIZONA	1:00 PM	W, 31-27
Sun.	Oct. 19	at L.A. Chargers	4:05 PM	CBS
Sun.	Oct. 26	TENNESSEE	4:25 PM	CBS
Sun.	Nov. 2	at Pittsburgh	1:00 PM	CBS
Sun.	Nov. 9	ATLANTA (BERLIN)	9:30 AM	NFLN
Sun.	Nov. 16	BYE WEEK		
Sun.	Nov. 23	at Kansas City	1:00 PM	CBS
Sun.	Nov. 30	HOUSTON	1:00 PM	CBS
Sun.	Dec. 7	at Jacksonville	1:00 PM	CBS
Sun.	Dec. 14	at Seattle	4:25 PM	CBS
Mon.	Dec. 22	SAN FRANCISCO	8:15 PM	ESPN
Sun.	Dec. 28	JACKSONVILLE	1:00 PM	FOX
TBD	TBD	at Houston	TBD	TBD

* All times are Eastern; Home games in **BOLD CAPS**

COLTS MEDIA SITE

On the Colts media website, <http://nfl.omgsports.com>, media outlets can access up-to-date Colts information, including press releases, transcripts, daily notes and game releases. The site also offers access to the 2025 media guide.

Login: coltsmedia
Password: colts

Game-by-game credential requests can be submitted through nfl.omgsports.com.



TABLE OF CONTENTS/IMPORTANT INFORMATION

TABLE OF CONTENTS

Season Preview/Schedule 1
 Table of Contents/Important Information 2
 Head Coach Comparison 3
 Connections 4-5
 Statistical Comparison 6

COLTS NOTES

Colts 2025 Draft Class 7
 What To Look For In 2025 8
 Team/Diffensive Notes 9-15
 Michael Pittman Jr. Notes 16-17
 Jonathan Taylor Notes 18-23
 Defensive Notes 24-29
 DeForest Buckner Notes 29-31
 Zaire Franklin Notes 32-33
 Special Teams Notes 34-36

2025 REGULAR SEASON OPPONENTS

In 2025, Indianapolis will face its AFC division foes as well as opponents from the AFC West and NFC West divisions. Additionally, they will play the Miami Dolphins and Pittsburgh Steelers. The team will also play host for a game against the Atlanta Falcons in Berlin, Germany.

INDIANAPOLIS COLTS 2025 REGULAR SEASON OPPONENTS

Team	H/A	2024 RS Record	Last RS Meeting/Result
Jacksonville	H/A	4-13 (.235)	H - 1/5/25 - W, 26-23 OT
Houston	H/A	10-7 (.588)	A - 10/27/24 - L, 20-23
Tennessee	H/A	3-14 (.176)	A - 9/21/25 - W, 41-20
Arizona	H	8-9 (.471)	H - 10/12/25 - W, 31-27
Atlanta	H	8-9 (.471)	A - 12/24/23 - L, 10-29
Denver	H	10-7 (.588)	H - 9/14/25 - W, 29-28
Las Vegas	H	4-13 (.235)	H - 10/5/25 - W, 40-6
Miami	H	8-9 (.471)	H - 9/7/25 - W, 33-8
San Francisco	H	6-11 (.353)	A - 10/24/21 - W, 30-18
Kansas City	A	15-2 (.882)	H - 9/25/22 - W, 20-17
L.A. Chargers	A	11-6 (.647)	H - 12/28/22 - L, 3-20
L.A. Rams	A	10-7 (.588)	A - 9/28/25 - L, 20-27
Pittsburgh	A	10-7 (.588)	H - 9/29/24 - W, 27-24
Seattle	A	10-7 (.588)	H - 9/12/21 - L, 16-28

Total 117-121 (.492)

2025 AWARDS

QB-DANIEL JONES

NVP (Week 1 vs. Miami - Second)

K-SPENCER SHRADER

AFC Offensive Player of the Month (September - First)

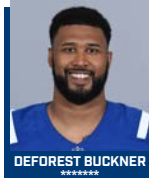
RB-JONATHAN TAYLOR

AFC Offensive Player of the Week (Week 2 vs. Denver - Fourth)
 AFC Offensive Player of the Week (Week 3 at Tennessee - Fifth)
 FedEx Ground Player of the Week (Week 3 at Tennessee - Eighth)

TE-TYLER WARREN

Pepsi Zero NFL Rookie of the Week (Week 2 vs. Denver - First)

2025 CAPTAINS



PRONUNCIATION GUIDE

Adetomiwa Adebawore add-E-TOMMY-wah add-E-BARR-rah
 Austin Ajakke AH-gee-kay
 Meki Blackmon muh-KYE
 Tanor Bortolini TANN-er bort-oh-LEE-nee
 DeForest Buckner duh-FORE-ist
 Ashton Dulin DDD-linn
 Samson Ebukam EH-booh-kahm
 Zaire Franklin ZI-AIR
 Neville Gallimore neh-vuhl
 Matt Goncalves Gun-ZALL-vez
 Laiatu Latu lie-AW-too LAW-too
 Tyquan Lewis TIE-kwon
 Adonai Mitchell ADD-an-I
 Chad Muma MDD-ma
 Segun Olubi SHEY-goo uh-LOO-bee
 Kwity Paye QWIT-tee PAY
 Bernhard Raimann BERR-nard RY-man
 Rigoberto Sanchez REE-go-BEAR-toe
 Braden Smith BRAY-den
 Luke Tenuta tuh-NDD-tuh
 JT Tuimolaau TWD-ee-mow-low-ow
 Charvarius Ward Sr. charr-VEAR-ee-us

COLTS FOOTBALL COMMUNICATIONS STAFF



MATT CONTI
 Vice President of
 Football
 Communications
 Matt.Conti@
 Colts.com

CHRISTIAN EDWARDS
 Director of Football
 Communications
 Christian.Edwards@
 Colts.com

PAM HUMPHREY
 Communications
 Coordinator/
 Alumni Relations
 Pam.Humphrey@
 Colts.com


HAYDEN CLARK
 Football
 Communications
 Coordinator
 Hayden.Clark@
 Colts.com

MAGGIE EVERS
 Football
 Communications
 Assistant
 Maggie.Evers@
 Colts.com

OLIVIA RILEY
 Communications
 Intern
 Olivia.Riley@
 Colts.com



COLTS HEAD COACH SHANE STEICHEN



COACHING EXPERIENCE: 19th season
NFL EXPERIENCE: 15th season
COLTS HEAD COACH: 3rd season
PRO BOWL SEASON: 2 (16 (.350))
POSTSEASON: 0-0 (.000)

PRO CAREER: Shane Steichen was hired as head coach of the Indianapolis Colts on February 14, 2020. He has 18 years of coaching experience, including the last 14 seasons in the NFL.

In 2024, Steichen led the team to an 8-9 finish. The Colts finished in the top 10 in rushing yards per game (137.1 - eighth) for the second consecutive season. The team also ranked eighth in the NFL in total rushing yards (2,931). Indianapolis had three

players earn Pro Bowl accolades, including linebacker Zaire Franklin (first selection), guard Quenton Nelson (seventh selection) and running back Jonathan Taylor (second selection). Franklin and Nelson also earned Associated Press Second Team All-Pro honors.

In his first year in Indianapolis, Steichen guided the team to a winning record, finishing the season 9-8. The Colts ranked in the top 10 in the NFL in points per game (23.3 - tied-10th) and rushing yards per game (121.1 - 10th). Indianapolis had four players selected to the Pro Bowl, including defensive tackle DeForest Buckner (third selection), center Ryan Kelly (fourth selection), quarterback Gardner Minshew II (first selection) and Nelson (sixth selection). Wide receiver Michael Pittman Jr. tallied single-season career highs in receptions (19.0) and receiving yards (1,321) while also adding four touchdowns. He ranked fifth in the NFL in receptions and became one of four Colts players all-time to have at least 100 receptions and 1,000 receiving yards in a season (Dallas Clark, Harrison and Wayne).

He also worked with a Colts' defense that ranked fifth in the NFL in tackles for loss (94.0) and sacks (51.0), while finishing tied for fifth in forced fumbles (17.0) in 2023.

Steichen served as the offensive coordinator of the Philadelphia Eagles from 2021-22 and helped the team reach Super Bowl LVII in 2022.

During his two seasons as offensive coordinator, Steichen coordinated an offense that ranked first in the NFL in rushing yards per game (153.6), rushing yards (5,224) and rushing touchdowns (57) over that time frame. Philadelphia also ranked tied for first in fewest interceptions (19) and tied for fourth in down conversion percentage (58.75 percent - fourth). The Eagles offense set new single-season franchise records in third down conversion percentage in back-to-back seasons.

In 2022, Steichen guided a Philadelphia offense that finished in the top 10 in numerous categories, including yards per game (389.1 - third), points per game (28.1 - third), rushing yards per game (147.6 - fifth), passing yards per game (241.5 - ninth), fewest turnovers (19 - tied-fifth), first downs per game (22.6 - third), third down percentage (franchise-record 45.39 percent - fourth), fourth down percentage (58.75 percent - fourth), red zone percentage (67.80 percent - third), goal to go percentage (62.35 percent - fifth), points scored on their first offensive possession (62 - first) and plays of 10+ yards (253 - second).

In his first season in Philadelphia, he orchestrated the NFL's most productive rushing offense, as the Eagles led the league with a franchise-record 2,715 rushing yards.

Prior to Philadelphia, Steichen spent seven seasons (2014-20) with the Los Angeles/San Diego Chargers where he served as offensive coordinator (2020), interim offensive coordinator (2019), quarterbacks coach (2016-19) and offensive quality control/wide receivers (2014-15).

In 2013, he assisted the quarterbacks as an offensive quality control coach with the Cleveland Browns. Despite multiple injuries at the position, the Browns had three starting quarterbacks (Jason Campbell, Brian Hoyer and Brandon Weeden) each post 300-yard passing performances for the first time in franchise history (sixth instance in NFL history).

Steichen began his NFL career as a defensive assistant with the Chargers (2011-12) after spending one season as a full-time offensive assistant at Louisville (2010). He also served as an offensive graduate assistant (2008-09) and student graduate assistant (2007) at his alma mater, UNLV.

As a four-year letterman (2003-06) at quarterback for the Rebels, Steichen left as the school's 12th all-time leading passer with 2,755 yards and 22 touchdowns. He also registered 399 rushing yards and five touchdowns.

A native of Sacramento, Calif., Steichen earned his degree in journalism and media studies from UNLV.

He and his wife, Nina, have a son, Hudson, and a daughter, Stella.

STEICHEN COACHING HISTORY

2007	UNLV	Student Graduate Assistant
2008-2009	UNLV	Offensive Graduate Assistant
2010	Louisville	Offensive Assistant
2011-2012	San Diego Chargers	Defensive Assistant
2013	Cleveland Browns	Offensive Quality Control/ Quarterbacks
2014-2015	San Diego Chargers	Offensive Quality Control/ Wide Receivers
2016-2019	S.D./L.A. Chargers	Quarterbacks
2019	Los Angeles Chargers	Interim Offensive Coordinator
2020	Los Angeles Chargers	Offensive Coordinator
2021-2022	Philadelphia Eagles	Offensive Coordinator
2023-2025	Indianapolis Colts	Head Coach

CHARGERS HEAD COACH JIM HARBAUGH



COACHING EXPERIENCE: 32nd season
NFL EXPERIENCE: 8th season
CHARGERS HEAD COACH: 2nd season
REGULAR SEASON: 59-27-1 (.684)
POSTSEASON: 5-4 (.556)

PRO CAREER: The Los Angeles Chargers hired Jim Harbaugh as the 19th head coach in franchise history, returning the former Bolts quarterback from the 1999 and 2000 seasons to Southern California.

Harbaugh posted a 144-52 record as a collegiate head coach and has a 64-31-1 record as an NFL head coach. As head coach, Harbaugh led the Michigan Wolverines to a National Championship, while previously coaching the San Francisco 49ers to three-straight NFL Championship Games, including an appearance in Super Bowl XLVII.

In five seasons as an NFL head coach, Harbaugh has coached 21 players to a combined 34 Pro Bowl appearances. Among coaches with at least 60 games coached, his .685 winning percentage in the regular season (55-25-1 record) is the eighth-best in NFL history. Harbaugh's teams have allowed just 17.5 points per game in those five seasons, the fifth-best mark for any NFL head coach with at least 75 games coached since the 1970 NFL-AFL merger.

Prior to being a head coach in the NFL, Harbaugh spent four years at the helm at Stanford University (2007-10) and three at the University of San Diego (2004-06). He turned around a Stanford program that went 1-11 in 2006 and led the Cardinal to 29 wins over his four seasons in Palo Alto, Calif., including a 12-win season that culminated in an Orange Bowl victory in 2010. Harbaugh broke into the head coaching ranks at San Diego, leading the Toreros to a 29-6 record in three years.

Harbaugh began his NFL coaching career as the quarterbacks coach for the Oakland Raiders from 2002-03. In his first season with Oakland, the Raiders went to Super Bowl XXXVII, while quarterback Rich Gannon earned MVP honors and was named a Pro Bowler and an AP first-team All-Pro.

In 15 years as an NFL quarterback (1987-2001), Harbaugh played for five organizations, including with the Chargers from 1999-2000. He got his start in coaching while he was still playing in the NFL, working as an unpaid assistant at Western Kentucky from 1994-2001, where his father, Jack, was the head coach. Harbaugh was selected with the 25th overall pick in the 1987 NFL Draft by Chicago and went on to start 140-of-177 career games played, throwing for 26,288 yards and 129 touchdowns. He led the NFL in passer rating in 1995, earning Comeback Player of the Year recognition and a Pro Bowl selection after leading the Colts to an AFC Championship Game appearance.

Harbaugh played quarterback at the University of Michigan, finishing his career as one of the most efficient passers in college football history. He posted a 21-3-1 record as a starter for the Wolverines, earning first-team All-American honors and finishing third in voting for the Heisman Trophy in 1986. Harbaugh paced the nation in 1985 in passing efficiency rating, while his career passing efficiency rating ranked as the best in NCAA history for more than 12 years following his time at Michigan.

A native of Toledo, Ohio, Harbaugh and his wife, Sarah, have two daughters — Addison and Katherine — and two sons — Jack and John. He also has three adult children — Jay, James Jr., and Grace. Harbaugh's son, Jay, is the special teams coordinator for the Seattle Seahawks. He is also the younger brother of Baltimore Ravens Head Coach John Harbaugh, and the two are sons of Jack and Jackie Harbaugh.

HARBAUGH COACHING HISTORY

1994-2001	Western Kentucky	Assistant
2002-2003	Oakland Raiders	Offensive Assistant
2004-2006	University of San Diego	Head Coach
2007-2010	Stanford	Head Coach
2011-2014	San Francisco 49ers	Head Coach
2015-2023	Michigan	Head Coach
2024-2025	Los Angeles Chargers	Head Coach

COLTS/CHARGERS CONNECTIONS
INDIANA/CALIFORNIA CONNECTIONS

COLTS	HOMETOWN/COLLEGE
CB-Mekhi Blackmon (2022)	San Palo Alto, Calif./USC
S-Camryn Bynum (2016-20)	Corona, Calif./California
DE-Laiatu Latu (2022-23)	Sacramento, Calif./UCLA
LB-Segun Olubi (2020-21)	San Diego State
WR-Michael Pittman Jr. (2016-19)	Woodland Hills, Calif./USC
P-Rigoberto Sanchez (2013-14)	Chico, Calif./Butte College
Assistant Linebackers Coach Cato June	Riverside, Calif.
Head Coach Shane Steichen	Sacramento, Calif.

CHARGERS	HOMETOWN/COLLEGE
T-Joe Alt (2021-23)	Notre Dame
S-Alohi Gilman (2017-20)	Notre Dame
CB-Cam Hart (2019-23)	Notre Dame
DLB-Caleb Murphy	Campbellsburg, Ind.
Defensive Line Coach Mike Elston	Notre Dame (2010-21)
Assistant Offensive Line Coach Nick Hardwick (2000-03)	Indianapolis, Ind./Purdue
Defensive Assistant Mike Hiestand	Notre Dame (2014-15)
Defensive Coordinator Jesse Minter	Indiana State (2009-12) Notre Dame (2006)
Senior Analyst Rick Minter	Indiana State (2010) Notre Dame (1992-93, 2005-06)

FORMER COLTS/CHARGERS

COLTS	CHARGERS
K-Michael Badgley	2018-21
Head Coach Shane Steichen	2011-12 2014-20
Assistant Offensive Line Coach Chris Watt (as a player)	2014-15
CHARGERS	COLTS
Passing Game Coordinator Marcus Brady	2018-22
Head Coach Jim Harbaugh (as a player)	1994-97
Wide Receivers Coach Sanjay Lal	2017

COLLEGE CONNECTIONS

COLTS	CHARGERS
T-Braden Smith (2014-17) Defensive Quality Control Brent Jackson (2021)	 WR-KeAndre Lambert-Smith (2020-24) Defensive Quality Control Robert Muschamp (2015-18 as a player)
CB-Mekhi Blackmon (2018-21)	 CB-Nikko Reed (2021-22)
WR-Adonal Mitchell (2020-22)	 WR-Ladd McConkey (2020-23) DL-Jamaree Salyer (2018-21) Defensive Quality Control Robert Muschamp (2021-22)
S-Nick Cross (2019-21)	 CB-Tarheeb Still (2020-23)
DE-Kwity Paye (2017-20) Sr. Assistant - Special Teams Joe Hastings (2015-17)	 RB-Hassan Haskins (2018-21)
Strength and Conditioning Assistant/Performance Science Associate Mikey Blazejowski (2020)	 CB-Benjamin St-Juste (2019-20)
TE-Tyler Warren (2020-24)	 Offensive Quality Control/ Tight Ends Coach Jeff Carpenter (2018-2020)

COLLEGE CONNECTIONS CONT...
COLTS

G-Quenton Nelson (2014-17)
Special Teams Coordinator
Brian Mason (2022)
Assistant Offensive Line Coach
Chris Watt (2020, 2022)

CB-Mekhi Blackmon (2022)

DE-Laiatu Latu (2019-21)

G-Tanor Bortolini (2020-23)
Assistant to the Head Coach
TJ Ingels (2015-22)

Assistant Linebackers Coach
Cato June (2009 as a player)

Defensive Backs Coach
Jerome Henderson (1993-94 as a player)
Offensive Line Coach
Tony Sparano Jr. (2015-16)

Linebackers Coach
James Bettcher (2013-17)

CB-Charvarius Ward Sr. (2018-21)

K-Michael Badgley (2023)

Defensive Coordinator
Lou Anarumo (2012-17)

Sr. Assistant - Special Teams

Joe Hastings (2014)
Director of Sports
Performance Mike Minnis (2016-23)
Head Coach Shane Steichen (2021-22)
Passing Game Coordinator
Alex Tanney (2021-23)

QB-Daniel Jones (2019-24)
Defensive Backs Coach
Jerome Henderson (2020-24)
Running Backs Coach
DeAndre Smith (2022)
Offensive Line Coach
Tony Sparano Jr. (2022)

Offensive Line Coach
Tony Sparano Jr. (2017-20)

Offensive Coordinator
Jim Bob Cooter (2019-20)
Defensive Backs Coach
Jerome Henderson (2006-08)
Offensive Line Coach
Tony Sparano Jr. (2012-14)

CB-Mekhi Blackmon (2023-24)
S-Camryn Bynum (2021-24)
Quarterbacks Coach
Cam Turner (2011-12)

CHARGERS

T-Joe Alt (2021-23)
S-Alohi Gilman (2017-20)
CB-Cam Hart (2019-23)
Defensive Line Coach
Mike Elston (2010-21)
Defensive Assistant
Mike Hiestand (2014-15)

Running Backs Coach
Kiel McDonald (2022-23)

DB-Elijah Molden (2017-21)

Head Strength and
Conditioning Coach
Devin Woodhouse (2021-22)

NFL CONNECTIONS
COLTS

Assistant Linebackers Coach
Cato June (2009 as a player)

Defensive Backs Coach
Jerome Henderson (1993-94 as a player)
Offensive Line Coach
Tony Sparano Jr. (2015-16)

Linebackers Coach
James Bettcher (2013-17)

CB-Charvarius Ward Sr. (2018-21)

K-Michael Badgley (2023)

Defensive Coordinator
Lou Anarumo (2012-17)

Sr. Assistant - Special Teams

Joe Hastings (2014)
Director of Sports
Performance Mike Minnis (2016-23)
Head Coach Shane Steichen (2021-22)
Passing Game Coordinator
Alex Tanney (2021-23)

QB-Daniel Jones (2019-24)
Defensive Backs Coach
Jerome Henderson (2020-24)
Running Backs Coach
DeAndre Smith (2022)
Offensive Line Coach
Tony Sparano Jr. (2022)

Offensive Line Coach
Tony Sparano Jr. (2017-20)

Offensive Coordinator
Jim Bob Cooter (2019-20)
Defensive Backs Coach
Jerome Henderson (2006-08)
Offensive Line Coach
Tony Sparano Jr. (2012-14)

CB-Mekhi Blackmon (2023-24)
S-Camryn Bynum (2021-24)
Quarterbacks Coach
Cam Turner (2011-12)

CHARGERS

Assistant Special Teams
Coach Chris Gould (2007-13 as a player)

Offensive Line Coach
Mike Delvin (1993-95 as a player)
Wide Receivers Coach
Sanjay Lal (2016-16)
Offensive Coordinator
Greg Roman (2015-16)

S-Tony Jefferson (2013-16)

Head Strength and
Conditioning Coach
Devin Woodhouse (2014-18)

CB-Benjamin St. Juste (2021-24)

Quarterbacks Coach
Shane Day (2016-18)

K-Cameron Dicker (2022)
LS-Rick Lovato (2016-24)
Senior Analyst Rick Minter (2013-15)
Passing Game Coordinator
Marcus Brady (2022-23)

S-Tony Jefferson (2022)
Run Game Coordinator/Tight
Ends Coach Andy Bischoff (2022-23)

Offensive Assistant
Josh Hammond (2020-21 as a player)

G-Mekhi Becton (2020-23)
Offensive Line Coach
Mike Delvin (2005-14)
Wide Receivers Coach
Sanjay Lal (2012-14)

TE-Troy Conklin (2018-21)
LB-Tray Dye (2020-23)
Special Teams Coordinator
Ryan Ficken (2007-21)

COLTS/CHARGERS CONNECTIONS

NFL CONNECTIONS CONT...

COLTS

Pass Game Coordinator/
Secondary Chris Hewitt
(2012-24)



K-Michael Badgley
(2021, 2023)



OT-DeForest Buckner
(2016-19)
DE-Samson Ebukam (2021-22)
CB-Charvarius Ward Sr.
(2022-24)
Linebackers Coach
James Bettcher (2021)
Sr. Assistant - Special Teams
Joe Hastings (2011-13 as a
player)



HOMETOWN CONNECTIONS

COLTS

S-Nick Cross

Bowie, Md.

LB-Zaire Franklin
LB-Segun Olubi

Philadelphia

Defensive Line Coach
Charlie Partridge

Plantation, Fla.

S-Rodney Thomas II

Pittsburgh

CB-Jonathan Edwards
Running Backs Coach
DeAndre Smith

St. Louis

TE-Drew Ogletree

Youngstown,
Ohio

CHARGERS

C-Bradley Bozeman
(2018-21)
S-Tony Jefferson (2017-21)
LB-Del'Shawn Phillips
(2022-23)
Run Game Coordinator/Tight
Ends Coach Andy Bischoff
(2015-20)
Offensive Line Coach
Mike Delvin (2022-23)
Defensive Coordinator
Jesse Minter (2017-20)
Offensive Coordinator
Greg Roman (2017-22)
DLB-Bud Dupree (2021-22)
DL-Da'Shawn Hand
(2021-22)
DL-Naquan Jones (2018-20)
DB-Elijah Molden (2021-23)
DLB-Caleb Murphy
(2023-24)
DL-Teair Tart (2020-23)

S-Tony Jefferson (2011)
QB-Trey Lance (2021-22)
Linebackers Coach
NaVarro Bowman (2010-17
as a player)
Quarterbacks Coach
Shane Day (2019-20)
Head Coach Jim Harbaugh
(2011-14)
Offensive Coordinator
Greg Roman (2011-14)

CHARGERS

G-Zion Johnson

DL-Teair Tart

Offensive Assistant
Kirk Campbell
Executive Director of Player
Performance Ben Herbert

RB-Hassan Haskins

Defensive Backs Coach
Steve Clinkscale

ADDITIONAL CONNECTIONS

Chargers Head Coach Jim Harbaugh was under center for Indianapolis from 1994-97, where he guided the Colts to their first two playoff wins in the Indianapolis era and an appearance in the 1995 AFC Championship. Harbaugh finished his time with the Colts with 746 completions for 8,705 passing yards and 49 touchdowns to go with 175 carries for 856 rushing yards and three touchdowns. He still sits in the top five in multiple categories in the Colts record book: highest career completion percentage (third, 60.7), highest career touchdown percentage (fifth, 3.98), highest career passing average per attempt (fifth, 7.08) and highest career passer rating (86.6). He was inducted into the Colts Ring of Honor in 2005.



Chargers Head Coach Jim Harbaugh signed with the Colts as a free agent in 1994 after spending seven seasons with the Chicago Bears.

STATISTICAL COMPARISON

IND/LAC ALL-TIME RESULTS

Date	Colts Record	Opp. Record	Result
9/20/70	0-0	0-0	16-14 W
10/8/72	1-2	1-1	20-23 L
11/7/76	7-1	4-4	37-21 W
10/18/81	1-5	4-2	14-43 L
12/26/82	0-6-1	5-2	26-44 L
11/4/84	3-6	4-5	10-38 L
11/30/86	0-12	2-10	3-17 L
11/8/87	4-3	6-1	13-16 L
12/20/87	7-6	8-5	20-7 W
10/23/88	2-5	2-5	16-0 W
11/26/89	5-6	4-7	10-6 W
10/18/92	3-2	1-4	14-34 L
11/1/92	4-3	3-4	0-26 L
11/29/93	3-7	4-6	0-31 L
12/17/95	8-6	7-7	24-27 L
12/31/95	9-7	9-7	35-20 W
11/3/96	5-3	4-4	19-26 L
10/26/97	0-7	3-4	19-35 L
10/4/98	0-4	2-2	17-12 W
9/26/99	1-1	1-0	27-19 W
12/26/04	11-3	11-3	34-31W*
12/18/05	13-0	8-5	17-26 L
11/11/07	7-1	4-4	21-23 L
1/13/08	13-3	12-5	24-28 L
11/23/08	6-4	4-6	23-20 W
1/3/09	12-4	8-8	17-23 L*
11/28/10	6-4	5-5	14-36 L
10/14/13	4-1	2-3	9-19 L
9/25/16	0-2	1-1	26-22 W
9/8/19	0-0	0-0	24-30 L*
12/26/22	4-9-1	8-6	3-20 L

Home Game in **Bold**; Playoff Games in Blue; *OT

COLTS RECORDS VS. CHARGERS

Regular Season: 10-18 Home: 4-12 Away: 6-6
 Playoffs: 1-2
 Points-Allowed: 552-737 Home: 262-436 Away: 290-301
 Colts Longest Series Streaks: Won 3, Lost 6

SWEEPS

Chargers (1): 1992

SPLITS (1): 1987

BY STADIUM

Memorial: 0-2 Hoosier/RCA: 3-9 Lucas Oil: 1-2
 Jack Murphy/Qualcomm: 7-6

ALL-TIME SERIES: Chargers lead, 18-10

CURRENT COLTS STREAK: Lost 2

2025 REGULAR SEASON TEAM LEADERS



PASSING YARDS

D. Jones1,502 J. Herbert.....1,493

RUSHING YARDS

J. Taylor603 O. Hampton314
 D. Jones76 J. Herbert.....155

RECEIVING YARDS

T. Warren370 O. Johnston377
 M. Pittman Jr.293 K. Allen.....316
 A. Pierce219 L. McConkey313

POINTS SCORED

S. Shrader53 C. Dicker53
 J. Taylor50 O. Johnston24
 Two tied.....24 K. Allen.....18

TACKLES

N. Cross.....47 D. Henley46
 Z. Franklin.....37 D. James Jr.42
 D. Buckner.....31 T. Dye.....39

INTERCEPTIONS

M. Blackmon.....2 T. Jefferson2
 C. Bynum.....2 Four tied.....1
 L. Latu.....2

SACKS

T. Lewis.....3.0 T. Tuipulotu5.0
 K. Paye.....3.0 J. Eboigbe.....2.0
 S. Ebukam2.0 D. Henley2.0

KICKOFF RETURN YARDS [AVG.]

A. Gould379 (27.1) K. Lambert-Smith ...170 (24.3)

PUNT RETURN YARDS [AVG.]

A. Gould35 (7.0) D. Davis.....47 (15.7)

PUNTING YARDS [GROSS/NET AVG.]

R. Sanchez.....521 (52.1/48.1) J. Scott.....947 (49.8/43.5)

FIELD GOALS

S. Shrader.....13/14 (92.9%) C. Dicker.....14/14 (100.0%)

2025 REGULAR SEASON OFFENSIVE RANKINGS

Tm	Rush		Rush		Pass		Pass		Int.	Sks/Att.	1st Dwns/Gm	Punt Rtrn Avg.	Kick Rtrn Avg.	3rd Dwn Pct.	4th Dwn Pct.	Red Zone Pct.	Goal to Go Pct.	Avg. Pts/TOP	Pts/Gm
	Yds/Gm	Yds/Play	Yds/Gm	Yds/Play	Yds/Gm	Yds/Play	Pct.	Pct.											
IND	376.8	6.26	131.8	4.57	245.0	8.03	1.84	2.73	23.5	7.0	27.2	93.33	46.97	75.00	65.52	100.0	30:23	32.3	
Rank	4	2	6	14	5	4	12	1	2	28	5	6	2	7t	10	1t	17	1	
LAC	360.7	5.66	120.7	5.03	240.0	6.55	1.82	8.18	20.2	9.3	25.7	100.0	45.24	66.67	35.00	50.00	31:45	21.2	
Rank	7	13	13	3	9	19	14	24	13	23	13	1t	5	11t	32	30t	6	23	

2025 REGULAR SEASON DEFENSIVE RANKINGS

Tm	Rush		Rush		Pass		Pass		Int.	Sks/Att.	1st Dwns/Gm	Punt Rtrn Avg.	Kick Rtrn Avg.	3rd Dwn Pct.	4th Dwn Pct.	Red Zone Pct.	Goal to Go Pct.	Pt Diff/Gm	Yd Diff/Gm
	Yds/Gm	Yds/Play	Yds/Gm	Yds/Play	Yds/Gm	Yds/Play	Pct.	Pct.											
IND	329.2	5.34	96.3	4.31	232.8	6.35	3.18	7.27	21.2	6.7	25.5	47.95	44.44	57.89	80.00	19.3	13.0	47.7	
Rank	19	15	12	19	22	12	7	16	24t	6	13	30t	7	15	18t	4	1	10	
LAC	301.7	5.16	124.2	5.03	177.5	5.70	3.21	8.56	17.2	12.5	28.1	38.46	66.67	42.86	44.44	20.8	0.3	59.0	
Rank	7	9	21	28	6	4	5	10	6	24	28	13	19t	2	1	13	17	5	

COLTS 2025 DRAFT CLASS



TYLER WARREN
TIGHT END
HEIGHT: 6-6
WEIGHT: 256
COLLEGE: PENN STATE
DRAFT PICK: 1ST ROUND (14TH OVERALL)

In 2025, he has started six games and has registered 29 receptions for 370 yards and two touchdowns as well as four carries for six yards and one touchdown.

He played in 56 career games (31 starts) at Penn State (2020-24) and totaled 153 receptions for 1,839 yards (12.0 avg.) and 19 touchdowns. Warren also registered 32 carries for 224 yards (7.0 avg.) and six touchdowns and completed 3-of-6 passes for 35 yards and one touchdown.

In 2024, he started all 16 games and compiled 104 receptions for 1,233 yards (11.9 avg.) and eight touchdowns. Warren also totaled 26 carries for 218 yards (8.4 avg.) and four touchdowns in addition to throwing a touchdown. He won the 2024 John Mackey Award as the top tight end in college football and earned First Team All-America honors.



JT TUIMOLOU
DEFENSIVE END
HEIGHT: 6-4
WEIGHT: 264
COLLEGE: OHIO STATE
DRAFT PICK: 2ND ROUND (45TH OVERALL)

He has appeared in three games in 2025 and has tallied two tackles.

He saw action in 55 career games (42 starts) at Ohio State (2021-24) and compiled 144 tackles, 43.5 tackles for loss, 23.5 sacks, 12 passes defended, two interceptions (one returned for a touchdown), three forced fumbles and two fumble recoveries. He finished his career eighth in program history in tackles for loss and sixth in sacks.

In 2024, Tuimolou started all 16 games and registered 61 tackles, 21.5 tackles for loss, 12.5 sacks, three passes defended and two forced fumbles. He was part of Ohio State's 2024 National Championship team.



JUSTIN WALLEY (INJURED RESERVE)
CORNERBACK
HEIGHT: 5-10
WEIGHT: 180
COLLEGE: MINNESOTA
DRAFT PICK: 3RD ROUND (80TH OVERALL)

He was placed on the Injured Reserve list on August 8.

Walley appeared in 49 career games (42 starts) at Minnesota (2021-24) and totaled 155 tackles (113 solo), 4.0 tackles for loss, 1.0 sack, 34 passes defended, seven interceptions (one returned for a touchdown), three forced fumbles and four fumble recoveries (one returned for a touchdown).

In 2024, he started all 10 games he saw action in and tallied 42 tackles (25 solo), 2.0 tackles for loss, 1.0 sack, 12 passes defended and two interceptions (one returned for a touchdown). He was a Second Team All-Big Ten selection.



JALEN TRAVIS
TACKLE
HEIGHT: 6-8
WEIGHT: 339
COLLEGE: IOWA STATE
DRAFT PICK: 4TH ROUND (127TH OVERALL)

In 2025, he has seen action in six games.

He appeared in 34 career games (26 starts) at Iowa State (2024) and Princeton (2020-23).

Travis registered starts at left tackle (18) and right tackle (eight).

In 2024, he played in 12 games with 11 starts at left tackle. Travis garnered Honorable Mention All-Big 12 recognition in 2024.



OJ GIDDENS
RUNNING BACK
HEIGHT: 6-0
WEIGHT: 212
COLLEGE: KANSAS STATE
DRAFT PICK: 5TH ROUND (151ST OVERALL)

Has appeared in six games in 2025 and has tallied 18 carries for 66 yards.

He saw action in 39 career games (25 starts) at Kansas State (2021-24) and tallied 517 carries for 3,087 yards (6.0 avg.) and 23 touchdowns. Giddens also compiled 58 receptions for 679 yards (11.7 avg.) and four touchdowns.

In 2024, Giddens started all 12 games and registered 205 carries for 1,343 yards (6.6 avg.) and seven touchdowns. He also tallied 21 receptions for 258 yards (12.3 avg.) and one touchdown.



RILEY LEONARD
QUARTERBACK
HEIGHT: 6-4
WEIGHT: 213
COLLEGE: NOTRE DAME
DRAFT PICK: 6TH ROUND (189TH OVERALL)

In 2025, he has been active for one game, but did not see game action.

He played in 43 career games (37 starts) at Notre Dame (2024) and Duke (2021-23) and completed 651-of-1,021 passes for 7,311 yards with 45 touchdowns and 18 interceptions. Leonard also totaled 413 carries for 2,130 yards (5.2 avg.) and 36 touchdowns.

As a team captain in 2024, he started all 16 games and completed 269-of-403 passes for 2,861 yards with 21 touchdowns and eight interceptions. Leonard added 184 carries for 906 yards (4.9 avg.) and 17 touchdowns.



TIM SMITH (PRACTICE SQUAD)
DEFENSIVE TACKLE
HEIGHT: 6-4
WEIGHT: 306
COLLEGE: ALABAMA
DRAFT PICK: 6TH ROUND (190TH OVERALL)

He appeared in 64 career games (32 starts) at Alabama (2020-24) and registered 124 tackles (49 solo), 14.5 tackles for loss, 6.5 sacks, two passes defended and one forced fumble.

In 2024, Smith started all 13 games and recorded 35 tackles (eight solo), 3.5 tackles for loss, 2.0 sacks, one pass defended and one fumble recovery.



HUNTER WOHLER (INJURED RESERVE)
SAFETY
HEIGHT: 6-2
WEIGHT: 213
COLLEGE: WISCONSIN
DRAFT PICK: 7TH ROUND (232ND OVERALL)

He was placed on the Injured Reserve list on August 18.

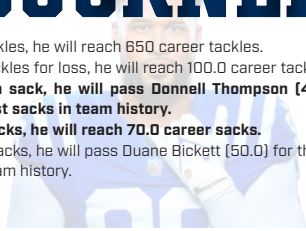
Wohler saw action in 43 career games (25 starts) at Wisconsin (2021-24) and totaled 229 tackles (150 solo), 11.5 tackles for loss, 2.0 sacks, 16 passes defended and three interceptions. Wohler led Wisconsin in tackles in consecutive seasons (2023-24).

In 2024, he started all 11 games he saw action in and tallied a team-high 71 tackles (51 solo), 1.0 tackle for loss and six passes defended.



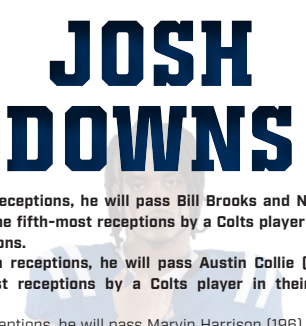
WHAT TO LOOK FOR IN 2025

DEFOREST BUCKNER



- With 15 tackles, he will reach 650 career tackles.
- With 70 tackles for loss, he will reach 100.0 career tackles for loss.
- **With half a sack, he will pass Donnell Thompson (40.0) for the fourth-most sacks in team history.**
- **With 1.5 sacks, he will reach 70.0 career sacks.**
- With 10.5 sacks, he will pass Duane Bickett (50.0) for the third-most sacks in team history.

JOSH DOWNS



- **With five receptions, he will pass Bill Brooks and Nyheim Hines (170) for the fifth-most receptions by a Colts player in their first three seasons.**
- **With seven receptions, he will pass Austin Collie (172) for the fourth-most receptions by a Colts player in their first three seasons.**
- With 31 receptions, he will pass Marvin Harrison (196) for the third-most receptions by a Colts player in their first three seasons.
- With 49 receptions, he will pass T.Y. Hilton (214) for the second-most receptions by a Colts player in their first three seasons.
- With 62 receptions, he will pass Michael Pittman Jr. (227) for the most receptions by a Colts player in their first three seasons.
- With 244 receiving yards, he will pass Roger Carr (2,034) for the fifth-most receiving yards by a Colts player in their first three seasons.

ZAIRE FRANKLIN



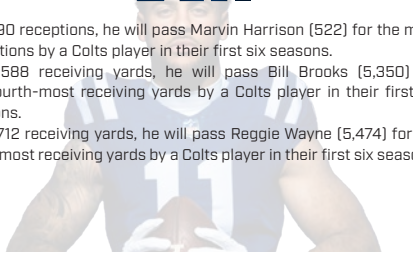
- With 61 tackles, he will pass Gary Brackett (679) for the fourth-most tackles in Colts history since at least 1994.

KENNY MOORE II



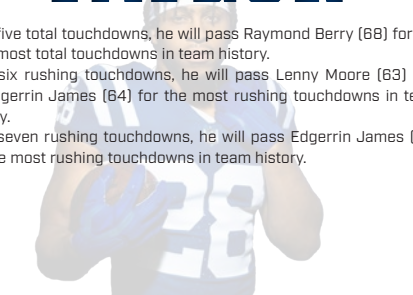
- With 4.0 tackles for loss, he will reach 40.0 career tackles for loss.
- **With two passes defended, he will pass Vontae Davis (65) for the most passes defended in team history since at least 1994.**
- With four interceptions, he will reach 25 career interceptions.

MICHAEL PITTMAN JR.



- With 90 receptions, he will pass Marvin Harrison (522) for the most receptions by a Colts player in their first six seasons.
- With 588 receiving yards, he will pass Bill Brooks (5,350) for the fourth-most receiving yards by a Colts player in their first six seasons.
- With 712 receiving yards, he will pass Reggie Wayne (5,474) for the third-most receiving yards by a Colts player in their first six seasons.

JONATHAN TAYLOR



- With five total touchdowns, he will pass Raymond Berry (68) for the fifth-most total touchdowns in team history.
- With six rushing touchdowns, he will pass Lenny Moore (63) and tie Edgerrin James (64) for the most rushing touchdowns in team history.
- With seven rushing touchdowns, he will pass Edgerrin James (64) for the most rushing touchdowns in team history.

AGGERS OHL
STADIUM



**TEAM/
OFFENSIVE
NOTES**

AN OFFENSIVE-LED START

In 2025, **Indianapolis** ranks in the top six in multiple offensive average categories, including total yards per game (376.8 - fourth), passing yards per game (245.0 - fifth) and rushing yards per game (131.8 - sixth).

TOTAL YARDS PER GAME, 2025 SEASON

Rank	Team	Total Yds Per Game
1.	Dallas	387.5
2.	Atlanta	378.8
3.	Buffalo	378.3
4.	INDIANAPOLIS	376.8
5.	Los Angeles Rams	375.0

PASSING YARDS PER GAME, 2025 SEASON

Rank	Team	Passing Yds Per Game
1.	San Francisco	291.5
2.	Dallas	270.3
3.	Los Angeles Rams	269.2
4.	Seattle	252.2
5.	INDIANAPOLIS	245.0

RUSHING YARDS PER GAME, 2025 SEASON

Rank	Team	Rushing Yds Per Game
1.	Atlanta	151.2
2t.	Buffalo	151.0
2t.	Washington	151.0
4.	Carolina	142.7
5.	New York Jets	135.7
6.	INDIANAPOLIS	131.8

FIRST-DOWN IMPRESSION

The **Colts** have tallied 141 total first downs on the year which ranks first in the league. They also rank sixth in the NFL in first down efficiency with 54.7 percent of their first down plays gaining four or more yards.

TOTAL FIRST DOWNS, 2025 SEASON

Rank	Team	First Downs
1.	INDIANAPOLIS	141
2.	Dallas	140
3.	Buffalo	139
4.	Kansas City	133
5.	San Francisco	132

FIRST DOWN PLAYS OF FOUR-PLUS YARDS GAINED, 2025 SEASON

Rank	Team	Percentage
1.	New York Jets	59.7
2.	Kansas City	56.8
3.	Detroit	56.5
4.	Carolina	56.1
5.	Buffalo	56.0
6.	INDIANAPOLIS	54.7



SCORE BOARD.

Indianapolis has outscored its opponents by 78 points this season to lead the league in total point differential.

TOTAL POINT DIFFERENTIAL, 2025 SEASON

Rank	Season	Point Differential
1.	INDIANAPOLIS	78
2t.	Detroit	49
2t.	Seattle	49

The **Colts** are the only team this year to have three wins of at least 20 points.

20-POINT MARGINAL WINS, 2025 SEASON

Rank	Team	Games
1.	INDIANAPOLIS	3
2t.	Detroit	2
2t.	Houston	2

PUTTING UP THE POINTS

Indianapolis leads the NFL in points per game (32.3) in 2025.

POINTS PER GAME, 2025 SEASON

Rank	Season	Points Per Game
1.	INDIANAPOLIS	32.3
2.	Detroit	31.8
3.	Dallas	29.7

The **Colts** are one of just two teams to score at least 20 points in all six games this season.

20+ POINT GAMES, 2025 SEASON

Rank	Team	20+ Point Games
1t.	INDIANAPOLIS	6
1t.	Tampa Bay	6

Indianapolis has totaled 22 touchdowns this season, which is the second-most in the league.

TOTAL TOUCHDOWNS, 2025 SEASON

Rank	Team	Rush	Rec	Ret	Total
1.	Detroit	8	15	1	24
2.	INDIANAPOLIS	13	8	1	22
3t.	Buffalo	9	11	0	20
3t.	Dallas	7	13	0	20

The **Colts** scored a touchdown on six-straight possessions in **Week 5 vs. LV (10/5)** to tie the longest streak in franchise history, which was set in Week 2 of 2001 against Buffalo.

SEEING RED

Indianapolis' offense tops the leaderboard in red zone drives (29) and scoring efficiency (62.5) in 2025.

RED ZONE DRIVES, 2025 SEASON

Rank	Team	Red Zone Drives
1.	INDIANAPOLIS	29
2.	Detroit	27
3.	Los Angeles Rams	26

SCORING EFFICIENCY, 2025 SEASON

Rank	Team	Scoring Efficiency
1.	INDIANAPOLIS	62.5
2.	Kansas City	51.8
3.	Dallas	50.8

Between **Week 5 vs. LV (10/5)** and **Week 6 vs. ARI (10/12)**, the Colts have been a perfect 10-for-10 in the red zone. Indianapolis' six red zone touchdowns in Week 5 were the most since Week 6 of the 2005 season against the Rams.



HIGHLY EFFICIENT

The **Colts** have scored on 35-of-56 offensive possessions this year. It marks the second-highest percentage of drives scored through the first six weeks of a season since at least 2000.

DRIVE SCORING PERCENTAGE THRU FIRST SIX WEEKS, NFL HISTORY

Rank	Team	Scored	Total	Percent
1.	Los Angeles Rams (2000)	35	55	63.6
2.	INDIANAPOLIS (2025)	35	56	62.5
3.	Washington (2024)	34	55	61.8

Indianapolis has logged a total of 194 points through the first six games of the season, the most by the team during that span in the Indianapolis-era.

MOST POINTS THRU FIRST SIX GAMES, COLTS HISTORY SINCE 1984

Rank	Season	Points
1.	2025	194
2.	2007	193
3.	2014	189

TURNING THIRD INTO FIRST

In 2025, the **Colts** rank second in third down conversion percentage (47.0) in the NFL.

THIRD DOWN CONVERSION PERCENTAGE, 2025 SEASON

Rank	Team	Percent
1.	Green Bay	52.3
2.	INDIANAPOLIS	47.0
3.	Miami	46.5
4.	San Francisco	45.3
5.	Los Angeles Chargers	45.2

Indianapolis finished 8-for-10 (80%) on third down in **Week 5 vs. LV (10/5)**, which was the team's best single-game third down percentage since at least 1991.

EXPLOSIVE PLAYS

In 2025, the **Colts** rank sixth in plays of 10-plus yards (79) and tied-sixth in rushes of at least 10 yards (21) in the NFL.

PLAYS OF 10+ YARDS, 2025 SEASON

Rank	Team	Plays
1.	San Francisco	85
2t.	Kansas City	84
2t.	Los Angeles Rams	84
2t.	Seattle	84
5.	Dallas	80
6.	INDIANAPOLIS	79

RUSHES OF 10+ YARDS, 2025 SEASON

Rank	Team	Rushes
1t.	Baltimore	25
1t.	New York Jets	25
1t.	Washington	25
4t.	Denver	22
4t.	Kansas City	22
6t.	INDIANAPOLIS	21
6t.	Buffalo	21

ONE PLAY AT A TIME

Indianapolis ranks second in the NFL in yards per play (6.26) in 2025.

YARDS PER PLAY, 2025 SEASON

Rank	Team	Yards Per Play
1.	Seattle	6.29
2.	INDIANAPOLIS	6.26
3.	Los Angeles Rams	6.13
4.	Dallas	6.04
5.	Buffalo	6.01



PROTECTING THE QUARTERBACK

The **Colts** rank first in the NFL in fewest sacks allowed (five) this season.

FEWEST SACKS ALLOWED, 2025 SEASON

Rank	Team	Sacks Allowed
1.	INDIANAPOLIS	5
2.	Denver	6
3t.	Atlanta	7
3t.	Dallas	7
3t.	Seattle	7

Indianapolis ranks tied for fifth in the NFL in games with no sacks allowed (six) since 2024.

GAMES WITH NO SACKS ALLOWED, SINCE 2024

Rank	Team	Games
1.	Buffalo	8
2t.	Denver	7
2t.	Green Bay	7
2t.	Los Angeles Rams	7
5t.	INDIANAPOLIS	6
5t.	Detroit	6

BALL CONTROL

The **Colts** produced 19-straight drives to start the season without a punt, which is the second-longest streak in team history.

CONSECUTIVE OFFENSIVE POSSESSIONS WITHOUT A PUNT, COLTS HISTORY

Rank	Season	Offensive Drives
1.	2005	27
2.	2025	19
3.	2004	15

Indianapolis only punted once through the first three weeks, the fewest by any team over its first three games of an NFL season since at least 1940.

GETTING YARDS IN THE AIR

In 2025, the **Colts** rank seventh in receiving yard average (11.6).

RECEIVING YARD AVERAGE, 2025 SEASON

Rank	Team	Average
1.	Seattle	13.4
2.	Green Bay	12.2
3.	Los Angeles Rams	12.1
4.	Chicago	12.1
5.	Tampa Bay	11.9
6.	Minnesota	11.7
7.	INDIANAPOLIS	11.6
8.	Atlanta	11.6



INDIANA JONES

In 2025, **Daniel Jones** has completed 129-of-180 passes for 1,502 yards and eight touchdowns with three interceptions for a 104.4 passer rating. He ranks in the top 10 in the NFL in passing yards (seventh) and top five in yards per attempt (8.34 - fifth).

PASSING YARDS, 2025 SEASON

Rank	Player	Yards
1.	Matthew Stafford (LAR)	1,684
2.	Oak Prescott (DAL)	1,617
3.	Sam Darnold (SEA)	1,541
4.	Baker Mayfield (TB)	1,539
5.	Drake Maye (NE)	1,522
6.	Patrick Mahomes (KC)	1,514
7.	DANIEL JONES (IND)	1,502
8.	Justin Herbert (LAC)	1,493

YARDS PER ATTEMPT, 2025 SEASON

Rank	Player	Yards Per Attempt
1.	Sam Darnold (SEA)	9.57
2.	Lamar Jackson (BAL)	9.15
3.	Jordan Love (GB)	8.56
4.	Drake Maye (NE)	8.50
5.	DANIEL JONES (IND)	8.34

In **Week 6 vs. ARI (10/12/25)**, **Daniel Jones** completed 22-of-30 passes for 212 yards and two touchdowns with one interception, along with five carries for 20 yards and one touchdown.

He became the third quarterback all-time with a touchdown pass, rushing touchdown and a passer rating of 100-or-higher in three of his team's first six games of a season, joining Josh Allen (BUF, 2020) and Dak Prescott (DAL, 2017).

A COMPLETE START

Daniel Jones' 71.7 completion percentage this season ranks third in the league and second in Colts history through the first six games of a season (min. 100 completions).

COMPLETION PERCENTAGE, 2025 SEASON

Rank	Player	Completion Percentage
1.	Jared Goff (DET)	75.9
2.	Drake Maye (NE)	73.2
3.	DANIEL JONES (IND)	71.7

COMPLETION PERCENTAGE THROUGH THE FIRST SIX GAMES, COLTS HISTORY

Rank	Player	Completion Percentage
1.	Peyton Manning (2009)	72.6
2.	DANIEL JONES (2025)	71.7
3.	Philip Rivers (2020)	69.7

DANIEL HAD A DAY

Daniel Jones made his Colts debut in **Week 1 vs. MIA (9/7)** and completed 22-of-29 passes for 272 yards and one touchdown. He also tallied seven carries for 26 yards and two touchdowns.

He is one of just six players in league history to have at least 250 passing yards and at least two rushing touchdowns in a season opener.

QBS WITH 250+ PASSING YARDS AND 2+ RUSHING TDS IN WEEK 1, NFL HISTORY

Player	Season
DANIEL JONES (IND)	2025
Josh Allen (BUF)	2025
Troy Aikman (DAL)	1998
John Elway (DEN)	1991
Jim McMahon (CHI)	1985
Otto Graham (CLE)	1953

SCORE, AND THEN SCORE AGAIN

In **Week 1 vs. MIA (9/7)**, the Colts scored on all seven of their offensive possessions to become the first team since at least 1978 to score on every possession of a game.

Indianapolis continued the streak into **Week 2 vs. DEN (9/14)** and scored on its first three possessions of the game, totaling 10 straight drives with points scored. They are the first team to accomplish that feat at the beginning of a season in NFL history since at least 1993.

MOST CONSECUTIVE DRIVES TO START A SEASON WITH POINTS SCORED, SINCE 1993

Rank	Team	Drives
1.	INDIANAPOLIS (9/7/25-9/14/25)	10
2.	New Orleans (9/8/24)	9
3.	Atlanta (9/9/12)	8
4t.	Kansas City (9/8/19)	7
4t.	Atlanta (9/2/00)	7

Dating back to last season, the Colts also tied the longest such streak in NFL history (11).

MOST CONSECUTIVE DRIVES WITH POINTS SCORED, NFL HISTORY

Rank	Team	Drives
1t.	INDIANAPOLIS (1/5/25-1/6/25)	11
1t.	Detroit (11/10/24-11/17/24)	11
1t.	St. Louis Rams (10/1/00)	11
4.	New Orleans (1/7/24-9/8/24)	10

The **Indianapolis offense** scored on 14 of its first 17 offensive possessions (82 percent), which is the highest rate by any team within the first two weeks of a season since 1980, per the Elias Sports Bureau.

The **Colts** scored at least 29 points in its first three contests to begin the season for the first time since 1967. Their 103 total points scored through the first three games are the most by the team in the first three weeks of a season in the Indianapolis-era.





TIGHT END TYLER

In 2025, **Tyler Warren** has recorded 29 receptions for 370 yards (12.8 avg.) and two touchdowns, along with four carries for six yards and one touchdown. He ranks in the top five in multiple categories among tight ends this season.

RECEPTIONS AMONG TIGHT ENDS, 2025 SEASON

Rank	Player	Receptions
1.	Jake Ferguson (DAL)	44
2.	Trey McBride (ARI)	37
3.	TYLER WARREN (IND)	29
4t.	Harold Fannin Jr. (CLE)	28
4t.	Travis Kelce (KC)	28

MOST RECEIVING YARDS AMONG TIGHT ENDS, 2025 SEASON

Rank	Player	Receiving Yards
1.	TYLER WARREN (IND)	370
2.	Trey McBride (ARI)	347
3.	Sam LaPorta (DET)	324
4.	Travis Kelce (KC)	321
5.	Jake Ferguson (DAL)	305

HIGHEST RECEIVING AVERAGE AMONG TIGHT ENDS, 2025 SEASON

Rank	Player	Receiving Average
1.	Tucker Kraft (GB)	14.9
2.	Dalton Kincaid (BUF)	14.4
3.	Hunter Henry (NE)	13.9
4.	TYLER WARREN (IND)	12.8
5.	Sam LaPorta (DET)	12.5

YARDS AFTER CATCH AMONG TIGHT ENDS, 2025 SEASON

Rank	Player	Yards After Catch
1.	TYLER WARREN (IND)	198
2.	Sam LaPorta (DET)	178
3.	Tucker Kraft (GB)	176
4.	Travis Kelce (KC)	175
5.	Chig Okonkwo (TEN)	159

PUT 'EM ON NOTICE

Warren has had one of the best career starts for a tight end in Colts history.

MOST RECEPTIONS BY A ROOKIE TIGHT END, COLTS HISTORY

Rank	Player	Receptions
1.	Dwayne Allen (2012)	45
2.	Ken Dilger (1995)	42
3.	John Mackey (1963)	35
4t.	TYLER WARREN (2025)	29
4t.	Dallas Clark (2003)	29

MOST RECEIVING YARDS BY A ROOKIE TIGHT END, COLTS HISTORY

Rank	Player	Receiving Yards
1.	John Mackey (1963)	726
2.	Ken Dilger (1995)	635
3.	Dwayne Allen (2012)	521
4.	TYLER WARREN (2025)	370
5.	Dallas Clark (2003)	340

GETTING IN THE END ZONE

Tyler Warren has three total touchdowns (two receiving and one rushing) this year. He ranks tied for the fifth-most among tight ends.

MOST TOUCHDOWNS AMONG TIGHT ENDS, 2025 SEASON

Rank	Player	Touchdowns
1.	Dallas Goedert (PHI)	5
2t.	AJ Barner (SEA)	4
2t.	Jake Ferguson (DAL)	4
2t.	Darren Waller (MIA)	4
5t.	TYLER WARREN (IND)	3
5t.	Six others tied	3

Warren has recorded a touchdown in three-straight games which is the longest streak by a rookie tight end in Colts history and tied for the third-longest streak in NFL history since at least 1970.

MOST CONSECUTIVE GAMES WITH A TD BY A ROOKIE TE, COLTS HISTORY

Rank	Player	Games
1.	TYLER WARREN (2025)	3
2.	Ken Dilger (1995)	2

MOST CONSECUTIVE GAMES WITH A TD BY A ROOKIE TE, NFL HISTORY

Rank	Player	Games
1t.	Evan Engram (NYG, 2017)	4
1t.	Heath Miller (PIT, 2005)	4
3t.	TYLER WARREN (IND, 2025)	3
3t.	Six others tied	3

BECOMING THE FIRST

Tyler Warren has recorded a 10.0-plus receiving average (min. three receptions) in each of his first six career games and is the first tight end in league history to do so.

GAMES WITH 10.0+ REC. AVG. AMONG TIGHT ENDS IN FIRST SIX CAREER GAMES, NFL HISTORY

Rank	Player	Games
1.	TYLER WARREN (IND, 2025)	6
2.	Jeremy Shockey (NYG, 2002)	5

ALL ABOARD THE JT TRAIN

Jonathan Taylor leads the league in rushing yards (603) and rushing touchdowns (seven) this season. He also has the highest average of rushing yards per game in 2025 (100.5 avg.).

RUSHING YARDS, 2025 SEASON

Rank	Player	Rushing Yards
1.	JONATHAN TAYLOR (IND)	603
2.	James Cook III (BUF)	537
3.	Bijan Robinson (ATL)	484

RUSHING TOUCHDOWNS, 2025 SEASON

Rank	Player	Rush TDs
1.	JONATHAN TAYLOR (IND)	7
2.	Josh Jacobs (GB)	6
3t.	James Cook III (BUF)	5
3t.	Jalen Hurts (PHI)	5
3t.	Cam Skattebo (NYG)	5
3t.	Javonte Williams (DAL)	5

RUSHING YARDS PER GAME, 2025 SEASON

Rank	Player	Rush Yds Per Game
1.	JONATHAN TAYLOR (IND)	100.5
2.	Bijan Robinson (ATL)	96.8
3.	James Cook III (BUF)	89.5

HITTING THE 100-YARD MARK

Jonathan Taylor ranks tied for first in 100-yard rushing games this season (three) and second in franchise history (27).

MOST 100-YARD RUSHING GAMES, 2025 SEASON

Rank	Player	Games
1t.	JONATHAN TAYLOR (IND) 3	
1t.	James Cook III (BUF)	3
3t.	Rico Dowdle (CAR)	2
3t.	Travis Etienne Jr. (JAX)	2
3t.	Breece Hall (NYJ)	2
3t.	Derrick Henry (BAL)	2
3t.	Bijan Robinson (ATL)	2

MOST 100-YARD RUSHING GAMES, COLTS HISTORY

Rank	Player	Games
1.	Edgerrin James	49
2.	JONATHAN TAYLOR 27	
3.	Eric Dickerson	24
4.	Lydell Mitchell	16
5.	Marshall Faulk	14

WEEK IN AND WEEK OUT

Jonathan Taylor is the only player this season to register at least 60 rushing yards in all six games this season. Including last year, he currently has the longest active streak of 60-yard rushing games (11).

GAMES WITH 60+ RUSHING YARDS, ACTIVE NFL STREAKS

Rank	Player	Games
1.	JONATHAN TAYLOR (IND, 12/1/24-PRESENT) 11	
2t.	Ashton Jeanty (LV, 9/21/25-Present)	4
2t.	Bijan Robinson (ATL, 9/14/25-Present)	4

ALL THOSE SCRIMMAGE YARDS

In 2025, **Jonathan Taylor** ranks third in scrimmage yards (750) and third in average scrimmage yards per game (125.0).

MOST SCRIMMAGE YARDS, 2025 SEASON

Rank	Player	Scrimmage Yards
1.	Bijan Robinson (ATL)	822
2.	Christian McCaffrey (SF)	780
3.	JONATHAN TAYLOR (IND) 750	
4.	Jaxon Smith-Njigba (SEA)	707
5.	Puka Nacua (LAR)	668

HIGHEST AVERAGE SCRIMMAGE YARDS PER GAME, 2025 SEASON

Rank	Player	Scrimmage Yards Per Game
1.	Bijan Robinson (ATL)	164.4
2.	Christian McCaffrey (SF)	130.0
3.	JONATHAN TAYLOR (IND) 125.0	
4.	Jaxon Smith-Njigba (SEA)	117.8
5.	Puka Nacua (LAR)	111.3

Taylor also leads the NFL in scrimmage touchdowns (eight) this year.

SCRIMMAGE TOUCHDOWNS, 2025 SEASON

Rank	Player	Touchdowns
1.	JONATHAN TAYLOR (IND) 8	
2t.	De'Von Achane (MIA)	6
2t.	Josh Jacobs (GB)	6
2t.	George Pickens (DAL)	6
2t.	Amon-Ra St. Brown (DET)	6
2t.	Javonte Williams (DAL)	6



MOVING THE BALL AND THE CHAINS

Jonathan Taylor leads in the NFL in rushing first downs (29) in 2025.

MOST RUSHING FIRST DOWNS, 2025 SEASON

Rank	Player	Rushing First Downs
1.	JONATHAN TAYLOR (IND) 29	
2.	James Cook III (BUF)	24
3t.	Javonte Williams (DAL)	26
3t.	Kyren Williams (LAR)	26
5.	Three tied	24

JT TIMES THREE

In **Week 3 at TEN (9/21)**, **Jonathan Taylor** totaled 17 carries for 102 yards and three touchdowns, along with three receptions for 16 yards. Taylor then registered 17 carries for 66 yards and three touchdowns, along with three receptions for 20 yards in **Week 5 vs. LV (10/5)**.

Taylor joined Edgerrin James (2000) as the only Colts players to have two games with at least three rushing touchdowns within the same season.

He is the sixth player in the Super Bowl era with at least three rushing touchdowns in multiple games within his team's first five games of a season.

PLAYERS WITH 3+ RUSHING TDS IN TEAM'S FIRST FIVE GAMES OF A SEASON, NFL HISTORY SINCE 1967

Player	Games
JONATHAN TAYLOR (IND, 2025) 2	
Derrick Henry (TEN, 2021)	2
Todd Gurley (LAR, 2018)	2
Devonta Freeman (ATL, 2015)	2
Stephen Davis (WAS, 1999)	2
Eric Dickerson (LAR, 1983)	2

It marked Taylor's fourth career game with three rushing touchdowns. He became the fourth player since 2000 to do so within his first 75 career games, joining Adrian Peterson (five games), LaDainian Tomlinson (five games) and Larry Johnson (four games).



MOVING UP IN FRANCHISE HISTORY

Jonathan Taylor ranks in the top three in franchise history in rushing yards (second) and rushing touchdowns (third).

RUSHING YARDS, COLTS HISTORY

Rank	Player	Rushing Yards
1.	Edgerrin James	9,226
2.	JONATHAN TAYLOR	6,616
3.	Lydell Mitchell	5,487

RUSHING TOUCHDOWNS, COLTS HISTORY

Rank	Player	Rushing Touchdowns
1.	Edgerrin James	64
2.	Lenny Moore	63
3.	JONATHAN TAYLOR	58

GOING THE DISTANCE

Since entering the NFL in 2020, **Jonathan Taylor** ranks second in carries of at least 20 yards (44) and rushes of over 50 yards (10).

CARRIES OF AT LEAST 20 YARDS, SINCE 2020

Rank	Player	Carries
1.	Derrick Henry (BAL)	57
2.	JONATHAN TAYLOR (IND)	44
3.	Nick Chubb (HOU)	40

CARRIES OF AT LEAST 50 YARDS, SINCE 2020

Rank	Player	Carries
1.	Derrick Henry (BAL)	11
2.	JONATHAN TAYLOR (IND)	10
3.	Saquon Barkley (PHI)	7

TALLYING UP GAMES

In **Week 2 vs. DEN (9/14)**, **Jonathan Taylor** tallied 25 carries for 165 yards, along with two receptions for 50 yards and one touchdown. It marked his fifth career game of at least 200 scrimmage yards and a touchdown, which is tied for the most in Colts history.

MOST GAMES WITH 200+ SCRIMMAGE YARDS AND 1+ TOUCHDOWN, COLTS HISTORY

Rank	Player	Games
1t.	JONATHAN TAYLOR (2020-25)	5
1.	Edgerrin James (1999-2004)	5
3.	Marshall Faulk (1994-98)	4



TWO IS BETTER THAN ONE

Jonathan Taylor ranks second in team history in games with two-or-more rushing touchdowns (13).

GAMES WITH TWO-OR-MORE RUSHING TOUCHDOWNS, COLTS HISTORY

Rank	Player	Games
1.	Edgerrin James	15
2.	JONATHAN TAYLOR	13

GOING OVER 150 WITH TWO SCORES

Since entering the NFL in 2020, **Jonathan Taylor** ranks second in the NFL in games with at least 150 rushing yards and two touchdowns (five).

GAMES WITH AT LEAST 150 RUSHING YARDS AND TWO RUSHING TDS, SINCE 2020

Rank	Player	Games
1.	Derrick Henry (BAL)	8
2.	JONATHAN TAYLOR (IND)	5
3t.	Dalvin Cook (FA)	3
3t.	Joe Mixon (HOU)	3

JT LEADING THE WAY

Since 2021, **Jonathan Taylor** ranks second in the NFL in rushing yards (5,447), second in 100-yard rushing games (24), second with 288 carries for a first down and fourth in rushing touchdowns (47)

MOST RUSHING YARDS, SINCE 2021

Rank	Player	Yards
1.	Derrick Henry (BAL)	6,002
2.	JONATHAN TAYLOR (IND)	5,447
3.	Saquon Barkley (PHI)	5,197
4.	Josh Jacobs (GB)	5,018
5.	Najee Harris (LAC)	4,373

MOST 100-YARD RUSHING GAMES, SINCE 2021

Rank	Player	Games
1.	Derrick Henry (BAL)	29
2.	JONATHAN TAYLOR (IND)	24
3.	Saquon Barkley (PHI)	17

MOST CARRIES FOR FIRST DOWN, SINCE 2021

Rank	Player	First Downs
1.	Derrick Henry (BAL)	291
2.	JONATHAN TAYLOR (IND)	288
3.	Jalen Hurts (PHI)	275
4.	Josh Jacobs (GB)	267
5.	Saquon Barkley (PHI)	237

MOST RUSHING TOUCHDOWNS, SINCE 2021

Rank	Player	Touchdowns
1.	Jalen Hurts (PHI)	57
2.	Derrick Henry (BAL)	55
3.	Josh Jacobs (GB)	48
4.	JONATHAN TAYLOR (IND)	47
5.	Josh Allen (BUF)	43



WIDE RECEIVER MICHAEL PITTMAN JR. 6-4 - 223 - USC 6TH NFL SEASON

- Has started 76-of-84 career games and has tallied 433 receptions for 4,763 yards and 22 touchdowns as well as 11 carries for 100 yards. Has started one postseason contest and had five receptions for 90 yards.
- Ranks fifth in franchise history in receptions (431).
- He became one of four Colts players all-time to have at least 100 receptions and 1,000 receiving yards in a season, joining Dallas Clark, Marvin Harrison and Reggie Wayne.
- Is the fourth player in franchise history to have multiple 1,000-yard receiving seasons, joining Marvin Harrison (eight), Reggie Wayne (eight) and T.Y. Hilton (five).
- Set the franchise record for most receptions (336) through a player's first four seasons.
- Is one of only two players (Marvin Harrison) in franchise history to have at least 10 receptions and 100 receiving yards in consecutive games.
- Joined T.Y. Hilton, Reggie Wayne, Marvin Harrison and Bill Brooks as the only Colts receivers to reach 4,000 yards in their first five seasons.
- His 90-yard playoff performance at BUF (1/9/20) marked the second-most receiving yards by a rookie in postseason single-game team history.

PITTMAN JR. WITH 100 AND 1,000

Michael Pittman Jr. tallied 104 receptions for 1,108 yards and four touchdowns in 2023. He became one of four Colts players all-time to have at least 100 receptions and 1,000 receiving yards in a season (Dallas Clark, Marvin Harrison and Reggie Wayne).

PLAYERS WITH 100 RECEPTIONS AND 1,000 RECEIVING YARDS, COLTS SINGLE-SEASON HISTORY

Rank	Player	Seasons
1t.	Marvin Harrison (1999-02)	4
1t.	Reggie Wayne (2007, 2009-10, 2012)	4
3t.	MICHAEL PITTMAN JR. (2023)	1
3t.	Dallas Clark (2009)	1

2023: THE YEAR OF MPJ

Pittman Jr. showcased a career-best year in 2023. He recorded 109 receptions for 1,152 yards (10.6 avg.) and four touchdowns.

109 RECEPTIONS
(SINGLE-SEASON CAREER-HIGH)

1,152 RECEIVING YARDS
(SINGLE-SEASON CAREER-HIGH)

4 TOUCHDOWNS

He set single-season career highs in receptions (109), receiving yards (1,152) and 100-yard games (three). He also recorded his longest career reception in **Week 7 of 2023 vs. CLE (10/22)** when he hauled in a 75-yard touchdown.

This marked his second career 1,000-yard season. He first eclipsed the benchmark in 2021 when he became just one-of-two Colts to do so in their second year, joining Marvin Harrison. He is now the fourth player in team history to have multiple 1,000-yard receiving seasons (Marvin Harrison, Reggie Wayne and T.Y. Hilton).

Pittman Jr. became just one-of-four players in team history to record at least 100 receptions and 1,000 receiving yards in a season, joining Dallas Clark, Marvin Harrison and Reggie Wayne.

He ranked among the top receivers across the league in receptions last year, and in single-season franchise history.

MOST RECEPTIONS, 2023 SEASON

Rank	Player	Receptions
1.	CeeDee Lamb (DAL)	135
2t.	Tyreek Hill (MIA)	119
2t.	Amon-Ra St. Brown (DET)	119
4.	Evan Engram (JAX)	114
5.	MICHAEL PITTMAN JR. (IND) 109	

MOST SINGLE-SEASON RECEPTIONS, COLTS HISTORY

Rank	Player	Receptions
1.	Marvin Harrison (2002)	143
2.	Marvin Harrison (1999)	115
3.	Reggie Wayne (2010)	111
4t.	MICHAEL PITTMAN JR. (2023) 109	
4t.	Marvin Harrison (2001)	109

Pittman Jr. paced the team in receptions in 13 of the 16 games he played in during the 2023 season. He recorded at least eight catches in 10 of those games, ranking as one of the most within a single season in both franchise and league history.

MOST SINGLE-SEASON 8+ RECEPTION GAMES, COLTS HISTORY

Rank	Player	Games
1.	Marvin Harrison (2002)	12
2.	MICHAEL PITTMAN JR. (2023) 10	
3.	Marvin Harrison (2001)	7

MOST SINGLE-SEASON 8+ RECEPTION GAMES, NFL HISTORY

Rank	Player	Games
1.	Michael Thomas (NOR, 2019)	13
2.	Marvin Harrison (IND, 2002)	12
3.	Julio Jones (ATL, 2015)	11
4t.	MICHAEL PITTMAN JR. (IND, 2023) 10	
4t.	Three Others Tied	10

He also tied Marvin Harrison for the longest streak of games (six) with at least eight receptions in Colts history.

MPJ THROUGH SIX

Pittman Jr. has had one of the best six-year starts to a career in franchise history, and is primed to continue climbing the ranks in multiple categories.

MOST RECEPTIONS IN FIRST SIX SEASONS, COLTS HISTORY

Rank	Player	Receptions
1.	Marvin Harrison (1996-2001)	522
2t.	MICHAEL PITTMAN JR. (2020-25)	433
2t.	T.Y. Hilton (2012-17)	431

MOST RECEIVING YARDS IN FIRST SIX SEASONS, COLTS HISTORY

Rank	Player	Yards
2.	Marvin Harrison (1996-2001)	7,078
1.	T.Y. Hilton (2012-17)	6,827
1.	Reggie Wayne (2001-06)	5,474
1.	Bill Brooks (1986-91)	5,350
3.	MICHAEL PITTMAN JR. (2020-25)	4,763

MOST 100-YARD GAMES IN FIRST SIX SEASONS, COLTS HISTORY

Rank	Player	Games
1.	T.Y. Hilton (2012-17)	28
2.	Marvin Harrison (1996-2001)	27
3t.	Raymond Berry (1956-60)	16
3t.	Reggie Wayne (2002-06)	16
5.	MICHAEL PITTMAN JR. (2020-25)	10

MULTIPLES OF 10

Pittman Jr. has racked up double-digit reception games and 100-yard receiving games throughout his career. He has eclipsed 100 receiving yards in 10 contests, three of which occurred in 2023.

In **Week 1 vs. HOU (9/11) of the 2022 season**, **Pittman Jr.** became the first Colts player to hit at least 100 receiving yards in Week 1 since Reggie Wayne (135) in 2012.

In **Week 12 vs. TB (11/26) of the 2023 season**, **Pittman Jr.** collected 10 receptions for 107 yards. He followed that up in **Week 13 at TEN (12/3)** and recorded 11 catches for 105 yards. Pittman Jr. joined Marvin Harrison as the only two players in franchise history to have at least 10 receptions and 100 receiving yards in consecutive games.



CONSISTENCY IS KEY

Pittman Jr. has been one of the Colts' most reliable receivers week in and week out. He has the fourth-longest streak of games with at least one reception in franchise history.

MOST CONSECUTIVE GAMES WITH A RECEPTION, COLTS HISTORY

Rank	Player	Games
1.	Marvin Harrison (1996-2008)	190
2.	Reggie Wayne (2006-14)	134
3.	T.Y. Hilton (2015-22)	97
4.	MICHAEL PITTMAN JR. (2020-24)	84
5.	Marshall Faulk (1994-98)	77



RUNNING BACK JONATHAN TAYLOR 5-10 - 226 - WISCONSIN 6TH NFL SEASON

- Has started 67-of-73 career games and has totaled 1,343 carries for 6,616 yards (4.9 avg.) and 58 touchdowns. Has also caught 161 passes for 1,238 yards and six touchdowns.
- His 27 career 100-yard rushing games are the second-most in team history. In 2021, he tied the franchise single-season record with 10 such games.
- His five career games with 150+ rushing yards and multi-rushing touchdowns are a franchise record.
- Set the franchise record for fewest carries to reach 1,000 rushing yards in a single season (173 in 2021).
- Became the fourth player in franchise history with 50-plus touchdowns in their first five seasons, joining Marshall Faulk, Edgerrin James and Lenny Moore.
- Became just the fourth player in team history to rush for 1,000 yards in each of their first two seasons. He also became just the fourth player in franchise history to eclipse 1,000 rushing yards in the first 11 weeks of a single season.
- Became the fourth player since 2000 and the first since Adrian Peterson (2007-08) to record at least 1,000 rushing yards and 10 rushing touchdowns in each of their first two seasons.
- The fourth player in franchise history to record multiple seasons with 10 rushing touchdowns.
- Tied Earl Campbell and Billy Sims as the third-fastest player to reach 30 total touchdowns (28 games).
- One of four players in team history to reach 2,000 rushing yards in their first two seasons.
- The only player in NFL history to record 175-plus rushing yards, four rushing touchdowns and one receiving touchdown in a single game.
- Only the fifth player in NFL history to register at least four rushing touchdowns and one receiving touchdown in a single game.
- Registered a franchise-record 83-yard run on 10/17/21 vs. HOU.

TAYLOR'S CAREER HONORS

2025 SEASON

AFC Offensive Player of the Week (Week 2 vs. Denver – Fourth)
AFC Offensive Player of the Week (Week 3 at Tennessee – Fifth)
FedEx Ground Player of the Week (Week 3 at Tennessee – Eighth)

2024 SEASON

AFC Offensive Player of the Week (Week 16 vs. Tennessee – Third)
FedEx Ground Player of the Week (Week 16 vs. Tennessee – Seventh)
Pro Bowl Selection (Second)

2022 SEASON

FedEx Ground Player of the Week (Week 1 at Houston – Sixth)
AFC Offensive Player of the Week (Week 10 at Las Vegas – Second)
Nickelodeon NVP (Week 10 at Las Vegas – Second)

2021 SEASON

Associated Press First Team All-Pro (First)
Pro Bowl Selection (First)
NFL 101 AFC Offensive Player of the Year (First)
2021 Bert Bell Professional Player of the Year Award
PFWA All-NFL Team (First)
PFWA All-AFC Team (First)
FedEx Ground Player of the Week (Week 6 vs. Houston – Second)
AFC Offensive Player of the Month (October – First)
FedEx Ground Player of the Week (Week 10 vs. Jacksonville – Third)
AFC Offensive Player of the Week (Week 11 at Buffalo – First)
Nickelodeon NVP (Week 11 at Buffalo – First)
AFC Offensive Player of the Month (November – Second)
FedEx Ground Player of the Week (Week 13 at Houston – Fourth)
FedEx Ground Player of the Week (Week 15 vs. New England – Fifth)

2020 SEASON

PFWA All-Rookie Team
NFL Offensive Rookie of the Month (December)
FedEx Ground Player of the Week (Week 17 vs. Jacksonville – First)

100-YARD GAMES

Taylor has the second-most 100-yard rushing games (27) in franchise history.

MOST 100-YARD RUSHING GAMES, COLTS HISTORY

Rank	Player	Games
1.	Edgerrin James	49
2.	JONATHAN TAYLOR	27
3.	Eric Dickerson	24

In 2021, he tied the franchise single-season record with 10 such games.

MOST SINGLE-SEASON 100-YARD RUSHING GAMES, COLTS HISTORY

Rank	Player	Games
1t.	JONATHAN TAYLOR (2021)	10
1t.	Edgerrin James (1999)	10
3t.	Edgerrin James (2005)	9
3t.	Edgerrin James (2000)	9

TOP FIVE IN NFL HISTORY

Jonathan Taylor ranks in the top five in NFL history in rushing yards per game (minimum 70 games played).

RUSHING YARDS PER GAME, NFL HISTORY

Rank	Player	Rushing Yds Per Game
1.	Barry Sanders	99.8
2.	Terrell Davis	97.5
3.	Eric Dickerson	90.8
4.	JONATHAN TAYLOR	90.6
5.	Walter Payton	88.0

FIRST SIX SEASONS

Jonathan Taylor ranks second in rushing yards (6,616), first in rushing touchdowns (58), first in total touchdowns (64) and first in points scored among non-kickers (386) in a Colts player's first six seasons (2020-25).

MOST RUSHING YARDS IN FIRST SIX SEASONS, COLTS HISTORY

Rank	Player	Yards
1.	Edgerrin James	7,720
2.	JONATHAN TAYLOR	6,616
3.	Lydell Mitchell	5,487

MOST RUSHING TOUCHDOWNS IN FIRST SIX SEASONS, COLTS HISTORY

Rank	Player	Rushing Touchdowns
1.	JONATHAN TAYLOR	58
2.	Edgerrin James	51
3.	Marshall Faulk	42

MOST TOUCHDOWNS IN FIRST SIX SEASONS, COLTS HISTORY

Rank	Player	Touchdowns
1.	JONATHAN TAYLOR	64
2.	Marvin Harrison	62
3.	Edgerrin James	61

MOST POINTS SCORED IN FIRST SIX SEASONS (NON KICKERS), COLTS HISTORY

Rank	Player	Points Scored
1.	JONATHAN TAYLOR	386
2.	Marvin Harrison	380
3.	Edgerrin James	374

ANOTHER 1,000-YARD SEASON

Taylor accumulated 332 carries for 1,811 rushing yards (5.5 avg.) and 18 rushing touchdowns in 2021.

He set the franchise record for fewest carries to reach 1,000 rushing yards in a single season (173).

FEWEST CARRIES TO 1,000 RUSHING YARDS IN A SINGLE SEASON, COLTS HISTORY

Rank	Player	Carries
1.	JONATHAN TAYLOR (2021)	173
2.	Joseph Addai (2006)	201
3.	Edgerrin James (2005)	217
4.	Eric Dickerson (1988)	221

ONE OF SIX

In **Week 16 vs. TEN (12/22) of 2024**, **Jonathan Taylor** registered 218 scrimmage yards and three touchdowns. He became the sixth player all-time with at least 200 scrimmage yards and two touchdowns in four games within his first five seasons in NFL history.

GAMES WITH OVER 200 SCRIMMAGE YARDS AND TWO TOUCHDOWNS, NFL PLAYER'S FIRST FIVE SEASONS

Rank	Player	Games
1.	LaDainian Tomlinson	7
2t.	Eric Dickerson	5
2t.	Corey Dillon	5
2t.	Derrick Henry	5
5t.	JONATHAN TAYLOR	4
5t.	Walter Payton	4

50 ON THE GROUND

In **Week 17 at NYG (12/29) of 2024**, **Jonathan Taylor** tallied 32 carries for 125 yards and two touchdowns. He reached 50 career rushing touchdowns. Taylor is the quickest in team history to hit that mark (66 games). He is one of 13 NFL players to reach 50 rushing touchdowns within their first 66 games.

PLAYERS WITH AT LEAST 50 RUSHING TDS IN FIRST 66 GAMES, NFL HISTORY

Rank	Player	Touchdowns
1.	LaDainian Tomlinson	60
2t.	Terrell Davis	58
2t.	Adrian Peterson	58
4.	Earl Campbell	57
5.	Eric Dickerson	56
6.	Emmitt Smith	55
7.	Larry Johnson	54
8.	Barry Sanders	53
9t.	Todd Gurley	52
9t.	Arian Foster	52
9t.	Walter Payton	52
12.	Clinton Portis	51
13.	JONATHAN TAYLOR	50

SCORING IN MULTIPLE WAYS

Jonathan Taylor has registered 64 total touchdowns, which ranks second in franchise history by a Colts player in their first six seasons.

TOTAL TOUCHDOWNS IN THEIR FIRST SIX SEASONS, COLTS HISTORY

Rank	Player	Touchdowns
1.	Lenny Moore (1956-61)	70
2.	JONATHAN TAYLOR (2020-25)	64
3.	Marvin Harrison (1996-01)	62



TAYLOR JOINS SMALL GROUP

Taylor set the franchise single-season rushing record and became just the third player in team history to eclipse 1,600 rushing yards in a single season.

MOST SINGLE-SEASON RUSHING YARDS, COLTS HISTORY

Rank	Player	Yards
1.	JONATHAN TAYLOR (2021)	1,811
2.	Edgerrin James (2000)	1,709
3.	Eric Dickerson (1988)	1,659
4.	Edgerrin James (1999)	1,553
5.	Edgerrin James (2004)	1,548
6.	Edgerrin James (2005)	1,506

Taylor also became just the fourth player in team history to eclipse 2,000 scrimmage yards in a single season.

MOST SINGLE-SEASON SCRIMMAGE YARDS, COLTS HISTORY

Rank	Player	Yards
1.	Edgerrin James (2000)	2,303
2.	Marshall Faulk (1998)	2,227
3.	JONATHAN TAYLOR (2021)	2,171
4.	Edgerrin James (1999)	2,139
5.	Eric Dickerson (1988)	2,036
6.	Edgerrin James (2004)	2,031

MVP PERFORMANCE

In 2021, Taylor led the NFL in scrimmage yards (2,171), rushing yards (1,811) and rushing touchdowns (18). He tied for first in total touchdowns (20) and ranked second in total points (120) among non-kickers.

MOST SCRIMMAGE YARDS, 2021 SEASON

Rank	Player	Yards
1.	JONATHAN TAYLOR (IND)	2,171
2.	Cooper Kupp (LAR)	1,965
3.	Deebo Samuel (SF)	1,770

MOST RUSHING YARDS, 2021 SEASON

Rank	Player	Yards
1.	JONATHAN TAYLOR (IND)	1,811
2.	Nick Chubb (CLE)	1,259
3.	Joe Mixon (CIN)	1,205

MOST RUSHING TOUCHDOWNS, 2021 SEASON

Rank	Player	TDs
1.	JONATHAN TAYLOR (IND)	18
2t.	James Conner (ARI)	15
2t.	Damien Harris (NE)	15

MOST TOTAL TOUCHDOWNS, 2021 SEASON

Rank	Player	TDs
1t.	JONATHAN TAYLOR (IND)	20
1t.	Austin Ekeler (LAC)	20
3.	James Conner (ARI)	18

MOST TOTAL POINTS (NON-KICKERS), 2021 SEASON

Rank	Player	Points
1.	Austin Ekeler (LAC)	124
2.	JONATHAN TAYLOR (IND)	120
3.	James Conner (ARI)	108

JT'S SPECIAL DAY

In **Week 11 at BUF (11/21) of the 2021 season**, Taylor finished with a career-high 32 carries for 185 yards and a career-high four rushing touchdowns. He also added three receptions for 19 yards and one receiving touchdown.

Taylor is the only player in NFL history to record 175-plus rushing yards, four rushing touchdowns and one receiving touchdown in a single game.

He set the franchise single-game record for total touchdowns (five) and total points (30). His five total touchdowns are tied for the fourth-most by a single player in NFL history.

MOST SINGLE-GAME TOUCHDOWNS, COLTS HISTORY

Rank	Player	TDs
1.	JONATHAN TAYLOR (11/21/21 AT BUF)	5
2t.	Joseph Addai (11/26/06 vs. PHI)	4
2t.	Eric Dickerson (10/31/88 vs. DEN)	4
2t.	Lydell Mitchell (10/12/75 vs. BUF)	4
2t.	Lenny Moore (10/16/60 vs. LAR)	4
2t.	Lenny Moore (10/1/61 vs. MIN)	4

MOST SINGLE-GAME RUSHING TOUCHDOWNS, COLTS HISTORY

Rank	Player	TDs
1t.	JONATHAN TAYLOR (11/21/21 AT BUF)	4
1t.	Joseph Addai (11/26/06 vs. PHI)	4
1t.	Eric Dickerson (10/31/88 vs. DEN)	4

MOST SINGLE-GAME POINTS, COLTS HISTORY

Rank	Player	Points
1.	JONATHAN TAYLOR (11/21/21 AT BUF)	30
2t.	Joseph Addai (11/26/06 vs. PHI)	24
2t.	Eric Dickerson (10/31/88 vs. DEN)	24
2t.	Lydell Mitchell (10/12/75 vs. BUF)	24
2t.	Lenny Moore (10/16/60 vs. LAR)	24
2t.	Lenny Moore (10/1/61 vs. MIN)	24

Taylor is only the fifth player in NFL history to register at least four rushing touchdowns and one receiving touchdown in a single game (Shaun Alexander in 2002, Gale Sayers in 1965, Abner Haynes in 1961 and Dub Jones in 1951).

ONE OF FASTEST TO 30 TOUCHDOWNS

Taylor registered 30 career touchdowns (27 rushing, three receiving) in his first 28 career games, becoming the third-fastest player to reach that mark in the Super Bowl era.

FASTEST PLAYERS TO 30 CAREER TOUCHDOWNS, SUPER BOWL ERA

Rank	Player	TDs	Games
1.	Edgerrin James (1999-2000)	25	25
2.	Curtis Dickey (1980-81)	27	27
3.	JONATHAN TAYLOR (2020-21)	30	28





JT DOMINANT VS. HOUSTON

In **Week 6 vs. HOU (10/17) of the 2021 season**, Taylor registered 14 carries for 145 yards (10.4 avg.) and two touchdowns. His rushing average was the fifth-most in single-game franchise history (min. 10 carries).

HIGHEST RUSHING AVERAGE, SINGLE GAME, COLTS HISTORY

Rank	Player	Rush	Yds.	Avg.
1.	Lenny Moore (10/28/56 vs. GB)	13	185	14.2
2.	Lenny Moore (10/19/58 at DET)	12	136	11.3
3.	Marshall Faulk (11/29/98 at BAL)	17	192	11.3
4.	Lenny Moore (11/11/58 at CLE)	11	120	10.9
5.	JONATHAN TAYLOR (10/17/21 VS. HOU)	14	145	10.4

TAYLOR'S HISTORIC RUNS

In **Week 6 vs. HOU (10/17) of the 2021 season**, Taylor registered an 83-yard run in the third quarter. It was the longest rush by a Colts player ever and the longest carry by an NFL player in 2021.

In **Week 9 vs. NYJ (11/4) of the 2021 season**, he recorded a 78-yard rushing touchdown, which is the longest rushing touchdown and the second-longest run in 2021.

LONGEST RUSHING ATTEMPT, COLTS HISTORY

Rank	Player	Yards
1.	JONATHAN TAYLOR (10/17/21 VS. HOU)	83
2t.	Tom Matte (10/12/64 vs. STL)	80t
2t.	Donald Brown (12/18/11 vs. TEN)	80t
4t.	Alan Ameche (9/25/55 vs. CHI)	79t
4t.	Lenny Moore (10/28/56 vs. GB)	79t
6.	JONATHAN TAYLOR (11/4/21 VS. NYJ)	78t

JT CLIMBING THE RANKS

Taylor registered 3,639 scrimmage yards, including 2,980 rushing yards, 29 rushing touchdowns and three receiving touchdowns in his first two seasons.

Below is where he ranks in numerous categories for a Colts player in their first two seasons:

MOST SCRIMMAGE YARDS IN FIRST TWO SEASONS, COLTS HISTORY

Rank	Player	Games	Yards
1.	Edgerrin James (1999-2000)	32	4,442
2.	JONATHAN TAYLOR (2020-21)	32	3,639
3.	Marshall Faulk (1994-95)	32	3,357

MOST RUSHING YARDS IN FIRST TWO SEASONS, COLTS HISTORY

Rank	Player	Games	Yards
1.	Edgerrin James (1999-2000)	32	3,262
2.	JONATHAN TAYLOR (2020-21)	32	2,980
3.	Marshall Faulk (1994-95)	32	2,360

MOST RUSHING TOUCHDOWNS IN FIRST TWO SEASONS, COLTS HISTORY

Rank	Player	Games	TDs
1.	JONATHAN TAYLOR (2020-21)	32	29
2.	Edgerrin James (1999-2000)	32	26
3.	Marshall Faulk (1994-95)	32	22

STRONG FIRST TWO SEASONS

Taylor registered 2,980 career rushing yards in his first two seasons, which ranks seventh in NFL history for a player in their first two seasons.

MOST RUSHING YARDS IN FIRST TWO SEASONS, NFL HISTORY

Rank	Player	Yards
1.	Eric Dickerson (1983-84)	3,913
2.	Edgerrin James (1999-2000)	3,262
3.	Chris Johnson (2008-09)	3,234
4.	Earl Campbell (1978-79)	3,147
5.	Adrian Peterson (2007-08)	3,101
6.	Clinton Portis (2002-03)	3,099
7.	JONATHAN TAYLOR (2020-21)	2,980
8.	Ottis Anderson (1978-80)	2,957

QUITE THE FEAT

From Weeks 4-11 of the 2021 season, Taylor compiled 100+ scrimmage yards and at least one rushing touchdown in eight consecutive games, which tied for the longest streak in NFL history.

MOST CONSECUTIVE GAMES WITH 100+ SCRIMMAGE YARDS AND AT LEAST ONE RUSHING TOUCHDOWN, NFL HISTORY

Rank	Player	Games
1t.	JONATHAN TAYLOR (IND, 2021)	8
1t.	Lydell Mitchell (BAL, 1975-76)	8
1t.	LaDainian Tomlinson (SD, 2006)	8
3t.	Larry Johnson (KC, 2005-06)	7
5t.	David Montgomery (CHI, 2020-21)	6
5t.	Edgerrin James (IND, 2005)	6
5t.	Larry Johnson (KC, 2004-05)	6
5t.	LaDainian Tomlinson (SD, 2004)	6
5t.	Priest Holmes (KC, 2002)	6
5t.	Eric Dickerson (LAR, 1983)	6
5t.	Franco Harris (PIT, 1972)	6

Taylor's eight games with at least 100 scrimmage yards was the longest streak by a Colts player since Edgerrin James in 2005.

MOST CONSECUTIVE GAMES WITH AT LEAST 100 SCRIMMAGE YARDS, 2021 SEASON

Rank	Player	Games
1.	JONATHAN TAYLOR (IND)	8
2.	Derrick Henry (TEN)	6
3.	Dalvin Cook (MIN)	5
4t.	JONATHAN TAYLOR (IND)	4
4t.	Austin Ekeler (LAC)	4
4t.	Ezekiel Elliott (DAL)	4
4t.	Alvin Kamara (NO)	4
4t.	Cooper Kupp (LAR)	4

He finished the 2021 season with 13 games with at least 100 scrimmage yards, which tied for the second-most in single-season team history.

MOST GAMES WITH AT LEAST 100 SCRIMMAGE YARDS IN A SINGLE SEASON, COLTS HISTORY

Rank	Player	Games
1.	Edgerrin James (2000)	15
2t.	JONATHAN TAYLOR (2021)	13
2t.	Edgerrin James (2005)	13
2t.	Edgerrin James (2004)	13
2t.	Marshall Faulk (1998)	13

FINDING THE END ZONE

Taylor registered 18 rushing touchdowns and two receiving touchdowns in 2021. He set the franchise single-season record for rushing touchdowns and tied for the most total touchdowns.

MOST SINGLE-SEASON RUSHING TOUCHDOWNS, COLTS HISTORY

Rank	Player	TDs
1.	JONATHAN TAYLOR (2021)	18
2.	Lenny Moore (1984)	16
3.	Eric Dickerson (1988)	14
4t.	Edgerrin James (2005)	13
4t.	Edgerrin James (2000)	13
4t.	Edgerrin James (1999)	13

MOST SINGLE-SEASON TOTAL TOUCHDOWNS, COLTS HISTORY

Rank	Player	TDs
1t.	JONATHAN TAYLOR (2021)	20
1t.	Lenny Moore (1984)	20
3.	Edgerrin James (2000)	18
4.	Edgerrin James (1999)	17
5t.	Joseph Addai (2007)	15
5t.	Eric Dickerson (1988)	15
5t.	Marvin Harrison (2004)	15
5t.	Marvin Harrison (2001)	15
5t.	Lydell Mitchell (1975)	15
5t.	Lenny Moore (1961)	15

Taylor's 120 total points in 2021 tied for the most in single-season franchise history among non-kickers.

MOST SINGLE-SEASON TOTAL POINTS (NON-KICKERS), COLTS HISTORY

Rank	Player	Points
1t.	JONATHAN TAYLOR (2021)	120
1t.	Lenny Moore (1964)	120
3.	Edgerrin James (2000)	110
4.	Edgerrin James (1999)	102
5.	Joseph Addai (2007)	92

ROOKIE IMPRESSED

In 2020, Taylor compiled three 100-yard rushing games, highlighted by his 253-yard performance in **Week 17 vs. JAX (1/3)**.

Taylor was one of 10 rookies to register a 100-yard rushing game last season and was one of two to have three-or-more such games.

Among rookies in the NFL, Taylor had the most scrimmage yards and rushing yards.

MOST YARDS FROM SCRIMMAGE AMONG ROOKIES, 2020 SEASON

Rank	Player	Yards
1.	JONATHAN TAYLOR (IND)	1,468
2.	James Robinson (JAX)	1,414
3.	Justin Jefferson (MIN)	1,402

MOST RUSHING YARDS AMONG ROOKIES, 2020 SEASON

Rank	Player	Yards
1.	JONATHAN TAYLOR (IND)	1,169
2.	James Robinson (JAX)	1,070
3.	J.K. Dobbins (BAL)	805

TAYLOR'S STRONG START

In 2020, Taylor compiled 232 carries for 1,169 yards and 11 touchdowns. He also caught 38 passes for 299 yards and one touchdown. Taylor became just the fifth rookie in franchise history to reach 1,000 rushing yards in a single season.

Among Colts rookies in franchise history, Taylor ranks in the top-three in rushing yards (third), scrimmage yards (third), rushing touchdowns (tied-second) and total touchdowns (tied-third).

MOST RUSHING YARDS BY A ROOKIE, COLTS HISTORY

Rank	Player	Yards
1.	Edgerrin James (1999)	1,553
2.	Marshall Faulk (1994)	1,282
3.	JONATHAN TAYLOR (2020)	1,169

MOST SCRIMMAGE YARDS BY A ROOKIE, COLTS HISTORY

Rank	Player	Yards
1.	Edgerrin James (1999)	2,139
2.	Marshall Faulk (1994)	1,804
3.	JONATHAN TAYLOR (2020)	1,468

MOST RUSHING TOUCHDOWNS BY A ROOKIE, COLTS HISTORY

Rank	Player	TDs
1.	Edgerrin James (1999)	13
2t.	JONATHAN TAYLOR (2020)	11
2t.	Curtis Dickey (1980)	11
2t.	Marshall Faulk (1994)	11

MOST TOTAL TOUCHDOWNS BY A ROOKIE, COLTS HISTORY

Rank	Player	TDs
1.	Edgerrin James (1999)	17
2.	Curtis Dickey (1980)	13
3t.	JONATHAN TAYLOR (2020)	12
3t.	Marshall Faulk (1994)	12

RACKING UP THE YARDS

Taylor finished with 1,468 scrimmage yards and 12 scrimmage touchdowns in 2020, which each ranked in the top-10 in the league.

MOST SCRIMMAGE YARDS, 2020 SEASON

Rank	Player	Yards
1.	Derrick Henry (TEN)	2,141
2.	Dalvin Cook (MIN)	1,918
3.	Alvin Kamara (NO)	1,888
4.	Stefon Diggs (BUF)	1,536
5.	David Montgomery (CHI)	1,508
6.	JONATHAN TAYLOR (IND)	1,468
7.	Aaron Jones (GB)	1,459
8.	Travis Kelce (KC)	1,416
9.	James Robinson (JAX)	1,414
10.	DeAndre Hopkins (ARZ)	1,408

MOST SCRIMMAGE TOUCHDOWNS, 2020 SEASON

Rank	Player	TDs
1.	Alvin Kamara (NO)	21
2.	Davante Adams (GB)	18
3t.	Dalvin Cook (MIN)	17
3t.	Derrick Henry (TEN)	17
3t.	Tyreek Hill (KC)	17
6.	Adam Thielen (MIN)	14
7t.	Mike Evans (TB)	13
7t.	Cam Newton (NE)	13
9t.	JONATHAN TAYLOR (IND)	12
9t.	Nick Chubb (CLE)	12
9t.	Josh Jacobs (LV)	12

TAYLOR'S HISTORIC DAY

In **Week 17 vs. JAX (1/3)** of the 2020 season, Taylor compiled 30 carries for a single-game franchise-record 253 yards and two touchdowns. He also caught one pass for one yard.

Taylor became just the second player in franchise history to eclipse 200 rushing yards in a single game.

MOST RUSHING YARDS IN A SINGLE GAME, COLTS HISTORY

Rank	Player	Yards
1.	JONATHAN TAYLOR (1/3/21 VS. JAX)	253
2.	Edgerrin James (10/15/00 at SEA)	219
3.	JONATHAN TAYLOR (2/22/24 VS. TEN)	218

Among rookies in NFL history, Taylor's 253 yards tied for the second-most in a single game.

MOST RUSHING YARDS IN A SINGLE GAME BY A ROOKIE, NFL HISTORY

Rank	Player	Yards
1.	Adrian Peterson (11/4/07 vs. SD)	296
2t.	JONATHAN TAYLOR (1/3/21 VS. JAX)	253
2t.	DeMarco Murray (10/23/11 vs. STL)	253
4t.	Mike Anderson (12/3/00 at NO)	251
4t.	Doug Martin (11/4/12 at OAK)	251

The rushing performance tied for the 10th-best in NFL history.

MOST RUSHING YARDS IN A SINGLE GAME, NFL HISTORY

Rank	Player	Yards
1.	Adrian Peterson (11/4/07 vs. SD)	296
2.	Jamal Lewis (9/14/03 vs. CLE)	295
3.	Jerome Harrison (12/20/09 at KC)	286
4.	Corey Dillon (10/22/00 vs. DEN)	278
5.	Walter Simpson (11/20/77 vs. MIN)	275
6.	D.J. Simpson (11/25/76 at DET)	273
7.	Shaun Alexander (11/11/01 vs. OAK)	266
8.	Jamaal Charles (1/3/10 at DEN)	259
9.	Saquon Barkley (11/24/24 at LAR)	255
10t.	JONATHAN TAYLOR (1/3/21 VS. JAX)	253
10t.	DeMarco Murray (10/23/11 vs. STL)	253

TOP RUSHER

Taylor finished the 2020 season with 232 carries for 1,169 yards (5.04 avg.) and 11 touchdowns. He ranked in the top-10 in numerous rushing categories.

MOST RUSHING YARDS, 2020 SEASON

Rank	Player	Yards
1.	Derrick Henry (TEN)	2,027
2.	Dalvin Cook (MIN)	1,557
3.	JONATHAN TAYLOR (IND)	1,169
4.	Aaron Jones (GB)	1,104
5t.	David Montgomery (CHI)	1,070
5t.	James Robinson (JAX)	1,070

HIGHEST RUSHING AVERAGE, 2020 SEASON

Rank	Player	Avg.
1.	Lamar Jackson (BAL)	6.32
2.	Kyler Murray (ARZ)	6.16
3.	J.K. Dobbins (BAL)	6.01
4.	Nick Chubb (CLE)	5.62
5.	Aaron Jones (GB)	5.49
6.	Derrick Henry (TEN)	5.36
7.	Miles Sanders (PHI)	5.29
8.	Ronald Jones II (TB)	5.09
9.	Damien Harris (NE)	5.04
10.	JONATHAN TAYLOR (IND)	5.04

MOST RUSHING TOUCHDOWNS, 2020 SEASON

Rank	Player	TDs
1.	Derrick Henry (TEN)	17
2t.	Dalvin Cook (MIN)	16
2t.	Alvin Kamara (NO)	16
4t.	Nick Chubb (CLE)	12
4t.	Josh Jacobs (LV)	12
4t.	Cam Newton (NE)	12
7t.	JONATHAN TAYLOR (IND)	11
7t.	Antonio Gibson (WAS)	11
7t.	Kyler Murray (ARZ)	11





DEFENSIVE NOTES



DEFENSE STEPPING UP IN 2025

In 2025, **Indianapolis** ranks in the top 10 in fewest points allowed per game (19.3), tackles for loss (33.0), sacks (16.0), takeaways (nine) and interceptions (seven).

FEWEST POINTS ALLOWED PER GAME, 2025 SEASON

Rank	Team	Points Per Game
1.	Houston	12.2
2.	Denver	15.6
3.	Los Angeles Rams	18.3
4.	INDIANAPOLIS	19.3
5.	Minnesota	19.4

TACKLES FOR LOSS, 2025 SEASON

Rank	Team	Tackles For Loss
1.	Tampa Bay	38.0
2.	Las Vegas	37.0
3t.	Buffalo	35.0
3t.	Cleveland	35.0
5t.	New York Giants	34.0
5t.	Pittsburgh	34.0
5t.	Washington	34.0
8.	INDIANAPOLIS	33.0

SACKS, 2025 SEASON

Rank	Team	Sacks
1.	Denver	30.0
2t.	Pittsburgh	20.0
2t.	Seattle	20.0
4t.	Detroit	19.0
4t.	Los Angeles Rams	19.0
6.	Washington	18.0
7t.	INDIANAPOLIS	16.0
7t.	Los Angeles Chargers	16.0
7t.	Tampa Bay	16.0

TAKEAWAYS, 2025 SEASON

Rank	Team	Takeaways
1.	Jacksonville	14
2.	Chicago	12
3t.	Los Angeles Rams	10
3t.	Pittsburgh	10
5t.	INDIANAPOLIS	9
5t.	Detroit	9
5t.	Tennessee	9

INTERCEPTIONS, 2025 SEASON

Rank	Team	Interceptions
1.	Jacksonville	10
2.	Chicago	8
3t.	INDIANAPOLIS	7
3t.	Seattle	7

TAKEAWAY TOTAL

Since 2017, the **Colts** rank third in the NFL in takeaways (206). In 2025, **Indianapolis** is the only team in the NFL to have a takeaway in each week this season.

MOST TAKEAWAYS, SINCE 2017

Rank	Team	Takeaways
1.	Buffalo	225
2.	Pittsburgh	217
3.	INDIANAPOLIS	206
4.	Minnesota	203
5.	New England	201

STAY OUT OF THE RED ZONE

In 2025, the **Colts** rank tied for second in the NFL in fewest points allowed after a takeaway (3).

FEWEST POINTS ALLOWED AFTER A TAKEAWAY, 2025 SEASON

Rank	Team	Points Allowed
1.	Pittsburgh	0
2t.	INDIANAPOLIS	3
2t.	Detroit	3

BACKS AGAINST THE WALL

Indianapolis ranks sixth in the NFL in opponent yards per play in the red zone (1.97).

OPPONENT YARDS PER PLAY IN THE RED ZONE, 2025 SEASON

Rank	Team	Yards Per Play
1.	Denver	1.50
2.	Los Angeles Rams	1.85
3.	Buffalo	1.92
4.	Pittsburgh	1.94
5.	Las Vegas	1.95
6.	INDIANAPOLIS	1.97

LIMITING THE OPPONENT'S OPPORTUNITY

In 2025, the **Colts** rank tied for second in the NFL in fewest points allowed after a turnover (three).

FEWEST POINTS ALLOWED AFTER A TURNOVER, 2025 SEASON

Rank	Team	Points Allowed
1t.	Pittsburgh	0
2t.	INDIANAPOLIS	3
2t.	Detroit	3
5.	Five tied	7

STRIP-SACKS

Since 2023, the **Indianapolis defense** ranks tied for fourth in the NFL in strip-sacks (16).

MOST STRIP-SACKS, SINCE 2023

Rank	Team	Strip-Sacks
1.	Baltimore	18
2t.	Denver	17
2t.	Pittsburgh	17
4t.	INDIANAPOLIS	16
4t.	Tampa Bay	16

GETTING THE BALL OUT

The **Colts** rank tied for fifth in the NFL in forced fumbles (19) since 2024.

FORCED FUMBLES, SINCE 2024

Rank	Team	Forced Fumbles
1t.	Buffalo	24
1t.	Pittsburgh	24
3.	Philadelphia	22
4.	Dallas	20
5t.	INDIANAPOLIS	19
5t.	Arizona	19
5t.	New York Jets	19

CREATING HAVOC

Zaire Franklin has tallied five forced fumbles since 2024, which ranks tied for fifth in the NFL.

FORCED FUMBLES, SINCE 2024

Rank	Player	Forced Fumbles
1.	T.J. Watt (PIT)	7
2t.	Zack Baun (PHI)	6
2t.	Joey Bosa (BUF)	6
2t.	Fred Warner (SF)	6
5t.	ZAIRE FRANKLIN (IND)	5
5t.	Jonathan Greenard (MIN)	5
5t.	Nick Herbig (PIT)	5
5t.	Aidan Hutchinson (DET)	5
5t.	Jared Verse (LAR)	5

TWO TACKLE LEADERS

Indianapolis has two players (**Zaire Franklin** and **Nick Cross**) that rank in the top eight in the NFL in tackles since last season.

TACKLES, SINCE 2024

Rank	Player	Tackles
1.	Jamien Sherwood (NYJ)	214
2.	ZAIRE FRANKLIN (IND)	210
3t.	Jordyn Brooks (MIA)	209
3t.	Robert Spillane (NE)	209
5.	Budda Baker (ARI)	205
6.	Zack Baun (PHI)	198
7.	Bobby Wagner (WAS)	197
8.	NICK CROSS (IND)	192

Additionally, **Franklin** and **Cross** each rank in the top eight across the league in solo tackles since 2024.

SOLO TACKLES, SINCE 2024

Rank	Player	Solo Tackles
1.	Jordyn Brooks (MIA)	127
2t.	Zack Baun (PHI)	121
2t.	Jamien Sherwood (NYJ)	121
2t.	Robert Spillane (NE)	121
5.	Budda Baker (ARI)	114
6.	NICK CROSS (IND)	113
7.	ZAIRE FRANKLIN (IND)	112
8.	Daiyan Henley (LAC)	107



TOP OF THE LEAGUE

Since 2022, **Zaire Franklin** leads the NFL in tackles (555), ranks second in solo tackles (321) and first in 10-plus tackle games (29).

MOST TACKLES, SINCE 2022

Rank	Player	Tackles
1.	ZAIRE FRANKLIN (IND)	555
2.	Bobby Wagner (WAS)	520
3.	Foyesade Oluokun (JAX)	518

MOST SOLO TACKLES, SINCE 2022

Rank	Player	Solo Tackles
1.	Foyesade Oluokun (JAX)	327
2.	ZAIRE FRANKLIN (IND)	321
3t.	Jordyn Brooks (MIA)	292
3t.	Roquan Smith (BAL)	292

10-PLUS TACKLE GAMES, SINCE 2022

Rank	Player	Games
1.	ZAIRE FRANKLIN (IND)	29
2.	Roquan Smith (BAL)	28
3.	Foye Oluokun (JAX)	26

Zaire Franklin (30) ranks first in franchise history in 10-plus tackle games.

MOST 10-PLUS TACKLE GAMES, COLTS HISTORY

Rank	Player	Games
1.	ZAIRE FRANKLIN	30
2.	Shaquille Leonard	27
3.	Gary Brackett	23
4.	Mike Peterson	21
5.	Jerrell Freeman	18





TOP AMONG CORNERBACKS

In **Week 1 vs. MIA (9/7)**, **Kenny Moore II** tallied two solo tackles, 1.0 sack, one pass defended and one forced fumble. He registered a strip-sack in the second quarter.

Since entering the NFL in 2017, **Moore II** has registered the second-most sacks (11.0) among cornerbacks in the NFL. Colts cornerback **Mike Hilton** leads the league.

MOST SACKS AMONG CORNERBACKS, SINCE 2017

Rank	Player	Sacks
1.	MIKE HILTON (IND)	11.5
2.	KENNY MOORE II (IND)	11.0
3t.	Desmond King II (FA)	9.5
3t.	Jourdan Lewis (JAX)	9.5

IT PAYS TO GET TO THE QB

Kwity Paye has registered 29.5 career sacks. He ranks second among players from the 2021 Draft class.

SACKS, 2021 DRAFT CLASS

Rank	Player	Sacks
1.	Micah Parsons (GB)	55.0
2.	KWITY PAYE (IND)	29.5
3.	Jonathan Cooper (DEN)	28.0
4.	Greg Rousseau (BUF)	26.5
5t.	Odafe Oweh (LAC)	24.0
5t.	Jaelan Phillips (MIA)	24.0

LATU CREATING HAVOC

Since entering the NFL in 2024, **Laiatu Latu** ranks in top five among his draft class in multiple defensive categories, including forced fumbles (tied-second), strip-sacks (tied-second) and sacks (tied-fifth).

FORCED FUMBLES, 2024 DRAFT CLASS

Rank	Player	Forced Fumbles
1.	Jared Verse (LAR)	5
2t.	LAIATU LATU (IND)	3
2t.	Marist Liufu (DAL)	3
2t.	Tykee Smith (TB)	3
5.	Four tied	2

STRIP-SACKS, 2024 DRAFT CLASS

Rank	Player	Strip-Sacks
1.	Jared Verse (LAR)	3
2t.	LAIATU LATU (IND)	2
2t.	Braden Fiske (LAR)	2
4.	Five tied	1

SACKS, 2024 DRAFT CLASS

Rank	Player	Sacks
1.	Braden Fiske (LAR)	8.5
3.	Jared Verse (LAR)	7.5
2.	Chop Robinson (MIA)	7.0
4.	Jonah Elliss (DEN)	6.0
5t.	LAIATU LATU (IND)	5.0
5t.	Jonah Lalulu (LV)	5.0
5t.	Byron Murphy II (SEA)	5.0

LATU CAN DO IT ALL

In **Week 1 vs. MIA (9/7)**, **Laiatu Latu** registered one solo tackle, one pass defended and his first career interception. He became the first Colts defensive end to record an interception in a season-opener in the Indianapolis-era.

In **Week 5 vs. LV (10/5)**, **Latu** compiled one solo tackle, 1.0 tackle for loss, one pass defended and an interception. He joined Barry Newsome in 1971 as the only Colts defensive linemen to register two picks in the same season.

Latu is the one of three defensive linemen this season to tally an interception, and leads all of them with two.

INTERCEPTIONS AMONG DEFENSIVE LINEMEN, 2025 SEASON

Rank	Player	Interceptions
1.	LAIATU LATU (IND)	2
2t.	Maxx Crosby (LV)	1
2t.	Dexter Lawrence II (NYG)	1

SINGLE-SEASON INTERCEPTIONS AMONG DEFENSIVE LINEMEN, COLTS HISTORY

Rank	Player	Interceptions
1t.	LAIATU LATU (2025)	2
1t.	Barry Newsome (1971)	2

THE BEST AMONG SAFETIES

Among safeties, **Nick Cross** ranks in the top five in tackles for loss (tied-third) and sacks (tied-third) this season.

TACKLES FOR LOSS AMONG SAFETIES, 2025 SEASON

Rank	Player	TFLs
1t.	Derwin James Jr. (LAC)	5.0
1t.	Tre'Von Moerig (CAR)	4.0
3t.	NICK CROSS (IND)	4.0
3t.	Brian Branch (DET)	4.0
3t.	Craig Woodson (NE)	4.0

SACKS AMONG SAFETIES, 2025 SEASON

Rank	Player	Sacks
1t.	Cole Bishop (BUF)	2.0
1t.	Jaylen McCollough (LAR)	2.0
3t.	NICK CROSS (IND)	1.5
3t.	Jaylenn Hawkins (NE)	1.5
3t.	Derwin James Jr. (LAC)	1.5



MAKING PLAYS IN THE MIDDLE

Since 2024, **Grover Stewart** and **DeForest Buckner** each rank in the top eight among all defensive tackles in tackles and solo tackles.

MOST TACKLES AMONG DEFENSIVE TACKLES, SINCE 2024

Rank	Player	Tackles
1.	Jeffery Simmons (TEN)	104
2.	GROVER STEWART (IND)	96
3.	DEFOREST BUCKNER (IND)	92

MOST SOLO TACKLES AMONG DEFENSIVE TACKLES, SINCE 2024

Rank	Player	Solo Tackles
1.	Jeffery Simmons (TEN)	61
2t.	Adam Butler (LV)	45
2t.	Calais Campbell (ARI)	45
4.	Cameron Heyward (PIT)	44
5.	DEFOREST BUCKNER (IND)	42
6.	Zach Sieler (MIA)	41
7t.	GROVER STEWART (IND)	38
7t.	Quinnen Williams (NYJ)	38

ONE OF THE TOP DEFENSIVE TACKLES

DeForest Buckner has accumulated 40.0 sacks with the Colts, which ranks first among defensive tackles in franchise history.

MOST SACKS AMONG DEFENSIVE TACKLES, COLTS HISTORY

Rank	Player	Sacks
1.	DEFOREST BUCKNER	40.0
2.	Ellis Johnson	33.0
3.	Tony McCoy	23.0



BEST AMONG DEFENSIVE TACKLES

Since 2022, **DeForest Buckner** ranks in the top 10 among defensive tackles in tackles (247), solo tackles (131) and passes defended (11).

MOST TACKLES AMONG DEFENSIVE TACKLES, SINCE 2022

Rank	Player	Tackles
1.	DEFOREST BUCKNER (IND)	247
2.	Harrison Phillips (NYJ)	223
3.	Zach Sieler (MIA)	209
4.	GROVER STEWART (IND)	207
5.	Jeffery Simmons (TEN)	202

MOST SOLO TACKLES AMONG DEFENSIVE TACKLES, SINCE 2022

Rank	Player	Solo Tackles
1.	DEFOREST BUCKNER (IND)	131
2.	Jeffery Simmons (TEN)	116
3.	Zach Sieler (MIA)	114
4.	Quinnen Williams (NYJ)	112
5.	Cameron Heyward (PIT)	108

MOST PASSES DEFENDED AMONG DEFENSIVE TACKLES, SINCE 2022

Rank	Player	Passes Defended
1.	Cameron Heyward (PIT)	19
2.	B.J. Hill (CIN)	13
2t.	Daron Payne (WAS)	13
2t.	Shy Tuttle (TEN)	13
5t.	Shelby Harris (CLE)	12
5t.	Jeffery Simmons (TEN)	12
7t.	DEFOREST BUCKNER (IND)	11
7t.	Bryan Bresee (NO)	11

IN GOOD COMPANY

DeForest Buckner is one of two NFL players to register at least 6.5 sacks in each of the past seven seasons (2018-24), joining Myles Garrett.

6.5+ SACK SEASONS, 2018-24

Rank	Player	Seasons
1t.	DEFOREST BUCKNER (IND)	7
1t.	Myles Garrett (CLE)	7



DEFENSIVE TACKLE DEFOREST BUCKNER 6-7 - 295 - OREGON 10TH NFL SEASON

- For his career, he has started 142-of-147 games he has competed in and has totaled 635 tackles (373 solo), 93.0 tackles for loss, 68.5 sacks, 28 passes defended, nine forced fumbles, 10 fumble recoveries (two returned for touchdowns) and one special teams stop.
- Is one of two players to register 6.5+ sacks in each of the past seven seasons (2018-24).
- In 2021, became the first Colts defensive tackle to lead the team in sacks in back-to-back seasons since 1982 (when sacks became an official statistic).
- Selected Associated Press First Team All-Pro in 2020 and Second Team All-Pro in 2019.
- Named to Pro Bowl in 2018, 2021 and 2023.

DEFO DOMINANT IN 2018

In 2018, **Buckner** was selected to his first career Pro Bowl after registering 67 tackles and career highs in tackles for loss (17.0) and sacks (12.0). Among defensive tackles, he ranked in the top-five in all three categories.

MOST TOTAL TACKLES AMONG NFL DEFENSIVE TACKLES, 2018 SEASON

Rank	Player	Tackles
1.	Damon Harrison Sr.	81
2.	DEFOREST BUCKNER	67
3.	Jurrell Casey	62
4.	Jonathan Allen	61
5t.	Aaron Donald	59
5t.	Ndamukong Suh	59
5t.	Dalvin Tomlinson	59

MOST TACKLES FOR LOSS AMONG NFL DEFENSIVE TACKLES, 2018 SEASON

Rank	Player	TFLs
1.	Aaron Donald	25.0
2.	Chris Jones	19.0
3.	DEFOREST BUCKNER	17.0
4t.	Geno Atkins	13.0
4t.	Denico Autry	13.0

MOST SACKS AMONG NFL DEFENSIVE TACKLES, 2018 SEASON

Rank	Player	Sacks
1.	Aaron Donald	20.5
2.	Chris Jones	15.5
3.	DEFOREST BUCKNER	12.0

BUCKNER'S CAREER HONORS

2024 SEASON

Ed Block Award Winner

2023 SEASON

Pro Bowl Selection (Third)

2021 SEASON

Pro Bowl Selection (Second)
Art Rooney Sportsmanship Award (Colts Nominee)

2020 SEASON

Associated Press First Team All-Pro (First)
PFWA All-NFL Team (First)
PFWA All-AFC Team (First)
2020 Polynesian Pro Football Player Of The Year
AFC Defensive Player of the Week (Week 15 vs. Houston – First)
AFC Defensive Player of the Month (December – First)

2019 SEASON

Associated Press Second Team All-Pro (First)

2018 SEASON

Pro Bowl Selection (First)

2016 SEASON

PFW/PFWA All-Rookie Team

TOP OF THE LEAGUE

Since entering the NFL in 2016, **Buckner** ranks in the top-five among NFL defensive tackles in total tackles (first), solo tackles (first), tackles for loss (fourth), sacks (tied-third) and passes defended (fourth).

MOST TOTAL TACKLES AMONG NFL DEFENSIVE TACKLES, SINCE 2016

Rank	Player	Tackles
1.	DEFOREST BUCKNER (IND)	635
2.	Cameron Heyward (PIT)	537
3.	Calais Campbell (ARI)	484

MOST SOLO TACKLES AMONG NFL DEFENSIVE TACKLES, SINCE 2016

Rank	Player	Solo Tackles
1.	DEFOREST BUCKNER (IND)	373
2.	Cameron Heyward (PIT)	318
3.	Calais Campbell (ARI)	313

MOST TACKLES FOR LOSS AMONG NFL DEFENSIVE TACKLES, SINCE 2016

Rank	Player	TFLs
1.	Aaron Donald (Retired)	136.0
2t.	Calais Campbell (ARI)	96.0
2t.	Cameron Heyward (PIT)	96.0
4.	DEFOREST BUCKNER (IND)	93.0
5.	Chris Jones (KC)	91.0

MOST SACKS AMONG NFL DEFENSIVE TACKLES, SINCE 2016

Rank	Player	Sacks
1.	Aaron Donald (Retired)	91.0
2.	Chris Jones (KC)	81.5
3t.	DEFOREST BUCKNER (IND)	68.5
3t.	Cameron Heyward (PIT)	67.5

MOST PASSES DEFENSED AMONG NFL DEFENSIVE TACKLES, SINCE 2016

Rank	Player	PDs
1.	Cameron Heyward (PIT)	47
2.	Chris Jones (KC)	38
3.	Shelby Harris (CLE)	37
4.	DEFOREST BUCKNER (IND)	28



CLIMBING THE RANKS

Buckner continues to climb the ranks of career sacks in team history.

MOST CAREER SACKS, COLTS HISTORY

Rank	Player	Sacks
1.	Robert Mathis	123.0
2.	Dwight Freeney	107.5
3.	Duane Bickett	50.0
4t.	DEFOREST BUCKNER	40.0
4t.	Donnell Thompson	40.0

STEPPING UP IN 2023

In 2023, Buckner ranked in the top-two in tackles (81) and solo tackles (45) among defensive tackles.

MOST TACKLES AMONG DEFENSIVE TACKLES, 2023 SEASON

Rank	Player	Tackles
1.	Harrison Phillips (MIN)	92
2.	DEFOREST BUCKNER (IND)	81
3.	Christian Barmore (NE)	64

MOST SOLO TACKLES AMONG DEFENSIVE TACKLES, 2023 SEASON

Rank	Player	Solo Tackles
1.	DEFOREST BUCKNER (IND)	45
2.	Harrison Phillips (MIN)	44
3t.	Christian Barmore (NE)	39
3t.	Quinnen Williams (NYJ)	39

Additionally, he ranked in the top-five in tackles by a Colts defensive tackle in a single season.

MOST TACKLES AMONG DEFENSIVE TACKLES IN A SINGLE SEASON, COLTS HISTORY

Rank	Player	Tackles
1.	Tony Siragusa (1994)	88
2.	DEFOREST BUCKNER (2023)	81
3.	Tony Siragusa (1993)	76
4.	DeForest Buckner (2022)	74
5.	Tony McCoy (1994)	71

TOP FIVE IN 2022

Buckner ranked in the top-five in the NFL in total tackles and solo tackles in 2022.

MOST TACKLES AMONG DEFENSIVE TACKLES, 2022 SEASON

Rank	Player	Tackles
1.	Christian Wilkins (MIA)	98
2t.	DEFOREST BUCKNER (IND)	74
2t.	Cameron Heyward (PIT)	74
4t.	Grover Stewart (IND)	70
4t.	Zach Sieler (MIA)	70

MOST SOLO TACKLES AMONG DEFENSIVE TACKLES, 2022 SEASON

Rank	Player	Solo Tackles
1.	Christian Wilkins (MIA)	59
2t.	DEFOREST BUCKNER (IND)	44
2t.	Grover Stewart (IND)	44
2t.	Jonathan Allen (WAS)	44

BUCKNER'S CONSISTENCY

Buckner is one of just two players in the NFL to register at least 6.5 sacks the past seven seasons (2018-2024).

MOST SEASONS WITH AT LEAST 7.0 SACKS, 2018-2024

Rank	Player	Sacks
1t.	DEFOREST BUCKNER (IND)	7
1t.	Myles Garrett (CLE)	7

PICKING UP WHERE HE LEFT OFF

Buckner compiled 68 tackles (40 solo), 10.0 tackles for loss, 7.0 sacks and three passes defended in 2021.

Among NFL defensive tackles in 2021, he finished in the top-10 in total tackles (fifth), solo tackles (tied-fourth), tackles for loss (tied-fifth), and sacks (tied-eighth).

MOST TOTAL TACKLES AMONG DEFENSIVE TACKLES, 2021 SEASON

Rank	Player	Tackles
1t.	Cameron Heyward (PIT)	89
1t.	Christian Wilkins (MIA)	89
3.	Aaron Donald (LAR)	84
4.	Austin Johnson (NYG)	72
5.	DEFOREST BUCKNER (IND)	68

MOST SOLO TACKLES AMONG DEFENSIVE TACKLES, 2021 SEASON

Rank	Player	Solo Tackles
1.	Cameron Heyward (PIT)	53
2.	Christian Wilkins (MIA)	49
3.	Jeffery Simmons (TEN)	42
4t.	DEFOREST BUCKNER (IND)	40
4t.	D.J. Jones (SF)	40

MOST TACKLES FOR LOSS AMONG DEFENSIVE TACKLES, 2021 SEASON

Rank	Player	TFLs
1.	Aaron Donald (LAR)	19.0
2.	Cameron Heyward (PIT)	15.0
3t.	Larry Ogunjobi (CIN)	12.0
3t.	Jeffery Simmons (TEN)	12.0
5t.	DEFOREST BUCKNER (IND)	10.0
5t.	Jonathan Allen (WAS)	10.0
5t.	Denico Autry (TEN)	10.0
5t.	D.J. Jones (SF)	10.0
5t.	Ed Oliver (BUF)	10.0
5t.	Christian Wilkins (MIA)	10.0

MOST SACKS AMONG DEFENSIVE TACKLES, 2021 SEASON

Rank	Player	Sacks
1.	Aaron Donald (LAR)	12.5
2.	Cameron Heyward (PIT)	10.0
3t.	Jonathan Allen (WAS)	9.0
3t.	Denico Autry (TEN)	9.0
3t.	Chris Jones (KC)	9.0
6.	Jeffery Simmons (TEN)	8.5
7.	Javon Hargrave (PHI)	7.5
8t.	DEFOREST BUCKNER (IND)	7.0
8t.	Larry Ogunjobi (CIN)	7.0

PLAYER OF THE MONTH

Buckner was named the **AFC Defensive Player of the Month for December of the 2020 season**. It marked the first time in his career that he had earned Player of the Month honors.

From Weeks 13-17, Buckner compiled 18 tackles (14 solo), 6.0 tackles for loss, 7.0 sacks, two passes defended and one forced fumble. He helped guide the Colts to a 4-1 record, including a playoff berth. Buckner recorded three games with at least 2.0 sacks. He was named AFC Defensive Player of the Week for Week 15 after totaling four tackles (three solo), 2.0 tackles for loss, a career-high 3.0 sacks and one forced fumble against Houston. Buckner was one of just four players in the NFL that season to register at least four tackles, 2.0 tackles for loss, 3.0 sacks and one forced fumble in a single game. His 3.0 sacks tied for the third-most by any player in a single game in 2020.

Buckner was the first Indianapolis player to earn AFC Defensive Player of the Month honors since linebacker Shaquille Leonard earned the distinction in 2018 for the month of December.

BUCKNER HAS A CAREER DAY

In **Week 15 vs. HOU (12/20)** of the 2020 season, Buckner compiled four tackles (three solo), 2.0 tackles for loss, a career-high 3.0 sacks and one forced fumble.

He was one of four players to record at least four tackles, 2.0 tackles for loss, 3.0 sacks and one forced fumble in a single game in 2020.

PLAYERS TO REGISTER AT LEAST FOUR TACKLES, 2.0 TACKLES FOR LOSS, 3.0 SACKS AND ONE FORCED FUMBLE IN A SINGLE GAME, 2020 SEASON

Player	Tackles	TFLs	Sacks	FFs
DEFOREST BUCKNER (IND, 12/20/20 vs. HOU)	4	2.0	3.0	1
Justin Houston (IND, 12/6/20 at HOU)	4	2.0	3.0	1
Haason Reddick (ARZ, 12/13/20 at NYG)	5	2.0	5.0	3
Aaron Donald (LAR, 10/11/20 at WAS)	4	3.0	4.0	1



BUCKNER PRESSURING THE QB

Buckner finished with the second-most sacks (9.5) among NFL defensive tackles in 2020. He established the franchise single-season record for sacks by a defensive tackle.

MOST SACKS AMONG DEFENSIVE TACKLES, 2020 SEASON

Rank	Player	Sacks
1.	Aaron Donald (LAR)	13.5
2.	DEFOREST BUCKNER (IND)	9.5
3.	Chris Jones (KC)	7.5
4.	Quinnen Williams (NYJ)	7.0
5t.	Fletcher Cox (PHI)	6.5
5t.	David Onyemata (NO)	6.5
5t.	Jarran Reed (SEA)	6.5

MOST SACKS AMONG DEFENSIVE TACKLES, SINGLE-SEASON COLTS HISTORY

Rank	Player	Sacks
1.	DEFOREST BUCKNER (2020)	9.5
2.	Denico Autry (2018)	9.0
3t.	DEFOREST BUCKNER (2022)	8.0
3t.	Ellis Johnson (1998)	8.0
4t.	Sam Clancy (1990)	7.5
4t.	Ellis Johnson (1999)	7.5

Buckner compiled 10.0 tackles for loss in 2020, which tied for third-most among NFL defensive tackles.

MOST TACKLES FOR LOSS AMONG DEFENSIVE TACKLES, 2020 SEASON

Rank	Player	TFLs
1.	Aaron Donald (LAR)	14.0
2.	Zach Sieler (MIA)	11.0
3t.	DEFOREST BUCKNER (IND)	10.0
3t.	David Onyemata (NO)	10.0
3t.	Quinnen Williams (NYJ)	10.0





LINEBACKER ZAIRE FRANKLIN 6-0 - 235 - SYRACUSE 8TH NFL SEASON

- For his career, he has played in 121 career games (71 starts) and has compiled 619 tackles (352 solo), 28.0 tackles for loss, 9.0 sacks, 24 passes defended, three interceptions, 10 forced fumbles, one fumble recovery and 31 special teams stops.
- Selected Associated Press Second Team All-Pro in 2024 and earned Pro Bowl accolades.
- Set the franchise single-season record for total tackles in two of the last three seasons (179 in 2023, 166 in 2022).
- In 2024, he finished first in the NFL in total tackles (173) and tied for third in solo tackles (93).
- Ranks first in the NFL in 10+ tackle games since 2022 (29).
- Named the team's Walter Payton Man of the Year nominee in 2023.
- Is a six-time team captain.
- Serves as one of the NFL's Global Flag Football Ambassadors.

Z STEPPING UP THE PAST THREE YEARS

Since 2022, Franklin leads the NFL in tackles (555), ranks second in solo tackles (321) and first in 10-plus tackle games (29).

MOST TACKLES, SINCE 2022

Rank	Player	Tackles
1.	ZAIRE FRANKLIN (IND)	555
2.	Bobby Wagner (WAS)	520
3.	Foyesade Oluokun (JAX)	518

MOST SOLO TACKLES, SINCE 2022

Rank	Player	Solo Tackles
1.	Foyesade Oluokun (JAX)	327
2.	ZAIRE FRANKLIN (IND)	321
3t.	Jordyn Brooks (MIA)	292
3t.	Raquan Smith (BAL)	292

10+ TACKLE GAMES, SINCE 2022

Rank	Player	Games
1.	ZAIRE FRANKLIN (IND)	29
2.	Raquan Smith (BAL)	28
3.	Foye Oluokun (JAX)	26

FRANKLIN'S CAREER HONORS

2024 SEASON

Associated Press Second Team All-Pro (First)
Pro Bowl Selection (First)

2023 SEASON

Colts Walter Payton Man of the Year Nominee

TOP OF THE LEAGUE

In 2023, Franklin compiled 179 tackles (107 solo), 3.0 tackles for loss, 1.5 sacks, six passes defended and two forced fumbles. He ranked second in the NFL in tackles and solo tackles.

MOST TACKLES, 2023 SEASON

Rank	Player	Tackles
1.	Bobby Wagner (SEA)	183
2.	ZAIRE FRANKLIN (IND)	179
3.	Alex Singleton (DEN)	175

MOST SOLO TACKLES, 2023 SEASON

Rank	Player	Solo Tackles
1.	Foye Oluokun (JAX)	111
2.	ZAIRE FRANKLIN (IND)	107
3.	Alex Singleton (DEN)	105

Franklin also ranked tied for second in the NFL in 10+ tackle games (11) and ranked tied for first in 15+ tackle games (three) in 2023.

10+ TACKLE GAMES, 2023 SEASON

Rank	Player	Games
1.	Alex Singleton (DEN)	13
2t.	ZAIRE FRANKLIN (IND)	11
2t.	Bobby Wagner (SEA)	11

15+ TACKLE GAMES, 2023 SEASON

Rank	Player	Games
1t.	ZAIRE FRANKLIN (IND)	3
1t.	Bobby Wagner (SEA)	3

TACKLING HUNGER

For the 2024 season, Franklin partnered with Coca-Cola Consolidated to make a donation to the **Midwest Food Bank of Indiana** for every tackle he made that season. He pledged \$44 per tackle with Coca-Cola Consolidated contributing a dollar-for-dollar match donation, which resulted in a \$16,000 donation after racking up a league-high 173 tackles. Franklin announced he is doing it again for the 2025 season to support the Boys & Girls Club of Indianapolis.



CEMENTING HIMSELF IN COLTS HISTORY TWICE

In 2023, Franklin set the single-season franchise record for tackles (179), surpassing his previous record from 2022 (166).

MOST TACKLES IN A SINGLE SEASON SINCE AT LEAST 1994, COLTS HISTORY

Rank	Player	Tackles
1.	ZAIRE FRANKLIN (2023)	179
2.	Zaire Franklin (2024)	173
3.	Zaire Franklin (2022)	166

2023 WALTER PAYTON MAN OF THE YEAR NOMINEE

Franklin was selected as the Colts' 2023 Walter Payton Man of the Year nominee. Through his hands-on work within his hometown of Philadelphia, Franklin has inspired and impacted the youth of the city. Most notably, his foundation, Shelice's Angels, created in honor of his late mother and grandmother, works to offer young women opportunities and resources to aid them in building self-esteem and become equipped to one day pursue a professional career.



MR. DO IT ALL

Franklin eclipsed 150 tackles, 10.0 tackles for loss, 3.0 sacks, five passes defended, two interceptions and five forced fumbles in 2024. He is the only NFL player to reach those numbers in a season since at least 1982.



10+ TACKLE GAMES

Franklin ranks first in franchise history in 10-plus tackle games (30).

MOST 10+ TACKLE GAMES, COLTS HISTORY

Rank	Player	Games
1.	ZAIRE FRANKLIN	30
2.	Shaquille Leonard	27
3.	Gary Brackett	23
4.	Mike Peterson	21
5.	Jerrell Freeman	18

Franklin became the first player in franchise history to have back-to-back seasons with at least 10 10-plus-tackle games since at least 2000. He is one of four NFL players since at least 2000 to register two seasons with 10 such games and is the second NFL player to do it in consecutive seasons.

CONSECUTIVE SEASONS WITH 10+ TACKLE GAMES, SINCE 2000

Rank	Player	Consecutive Seasons
1t.	ZAIRE FRANKLIN (IND, 2022-23)	2
1t.	Zach Thomas (MIA, 2004-05)	2

A LOT OF TACKLES IN A LOT OF GAMES

Franklin registered five consecutive games with at least 12 tackles to start the 2023 season. He became one of four NFL players since at least 1987 to have five consecutive games with at least 12 tackles.

CONSECUTIVE GAMES WITH AT LEAST 12 TACKLES, NFL HISTORY

Rank	Player	Games
1.	Zach Thomas (MIA, 2004-05)	8
1t.	ZAIRE FRANKLIN (IND, 2023)	5
2t.	Denzel Perryman (LV, 2021)	5
2t.	London Fletcher (BUF, 2005)	5

TOP FIVE IN 2022

Franklin ranked in the top-five in the NFL in total tackles (166) and solo tackles (102) in 2022.

MOST TACKLES, 2022 SEASON

Rank	Player	Tackles
1.	Foye Oluokun (JAX)	184
2.	Nick Bolton (KC)	180
3.	Roquan Smith (CHI/BAL)	169
4.	ZAIRE FRANKLIN (IND)	166
5.	Jordyn Brooks (SEA)	161

MOST SOLO TACKLES, 2022 SEASON

Rank	Player	Solo Tackles
1.	Foye Oluokun (JAX)	128
2.	Nick Bolton (KC)	108
3t.	Jordyn Brooks (SEA)	103
3t.	Roquan Smith (CHI/BAL)	103
5.	ZAIRE FRANKLIN (IND)	102



SPECIAL TEAMS NOTES



TALLYING POINTS

In 2025, **Spencer Shrader** has converted 13-of-14 field goals and all 14 of his extra point attempts for 53 total points. He ranks tied for second in the NFL in total points scored and tied for fourth in field goals made.

TOTAL POINTS, 2025 SEASON		
Rank	Player	Total Points
1.	Brandon Aubrey (DAL)	54
2t.	SPENCER SHRADER (IND)	53
2t.	Cameron Dicker (LAC)	53
2t.	Matt Prater (BUF)	53

FIELD GOALS MADE, 2025 SEASON		
Rank	Player	Field Goals Made
1.	Eddy Pineiro (SF)	15
2t.	Cameron Dicker (LAC)	14
2t.	Blake Grupe (NO)	14
4t.	SPENCER SHRADER (IND)	13
4t.	Chase McLaughlin (TB)	13
4t.	Joey Slye (TEN)	13

MAKING THE MOST OUT OF A FEW

In 2025, **Rigoberto Sanchez** ranks third in the NFL in gross punting average (52.1 avg.). He also ranks first in the NFL in net punting average (48.1 avg.) (min. three games played).

GROSS PUNTING AVERAGE, 2025 SEASON		
Rank	Player	Avg.
1.	Ryan Rehkow (CIN)	53.0
2.	Braden Mann (PHI)	52.6
3.	RIGOBERTO SANCHEZ (IND)	52.1
4.	Blake Gillikin (ARI)	51.7
5.	Daniel Whelan (GB)	51.0

NET PUNTING AVERAGE, 2025 SEASON		
Rank	Player	Net Avg.
1.	RIGOBERTO SANCHEZ (IND)	48.1
2.	Jake Bailey (MIA)	47.0
3.	Jordan Stout (BAL)	46.2
4.	Ryan Wright (MIN)	45.5
5.	Blake Gillikin (ARI)	45.4

CONTAINING PUNTS

In 2025, the **Colts** rank sixth in the NFL in opponent punt return average (6.7).

OPPONENT PUNT RETURN AVERAGE, 2025 SEASON		
Rank	Player	Avg.
1.	Washington	3.9
2.	Jacksonville	4.1
3.	New York Jets	4.4
4.	New York Giants	4.7
5.	Baltimore	5.4
6.	INDIANAPOLIS	6.7

MAKING A DIFFERENCE ON KICKOFF RETURN

In 2025, **Indianapolis** ranks fifth in the NFL in kickoff return average (27.2).

KICKOFF RETURN AVERAGE, 2025 SEASON		
Rank	Team	Avg.
1.	Washington	33.2
2.	New York Jets	28.5
3.	Seattle	28.3
4.	Green Bay	27.9
5.	INDIANAPOLIS	27.2

RIGO GETTING REST

The **Colts** have tallied 10 punts in 2025. It is the fewest amount of punts by an NFL team this season.

FEWEST PUNTS, 2025 SEASON		
Rank	Team	Punts
1.	INDIANAPOLIS	10
2t.	Atlanta	15
2t.	Kansas City	15

BLOCKED FIELD GOALS

In 2025, **Indianapolis** has registered one blocked field goal, which ranks tied for second in the NFL.

BLOCKED FIELD GOALS, 2025 SEASON		
Rank	Team	Blocked Field Goals
1.	Philadelphia	2
2t.	INDIANAPOLIS	1
2t.	Buffalo	1
2t.	Chicago	1
2t.	Cleveland	1
2t.	Minnesota	1
2t.	New Orleans	1
2t.	New York Jets	1
2t.	Seattle	1
2t.	Washington	1

BLOCKED PUNTS

Since 2023, the **Colts** rank tied for first in the NFL in blocked punts (three). In **Week 5 vs. LV (10/5)**, **Segun Olubi** registered a blocked punt. The Colts scored a touchdown on the ensuing possession.

BLOCKED PUNTS, SINCE 2023		
Rank	Team	Blocked Punts
1t.	INDIANAPOLIS	3
1t.	Pittsburgh	3
3t.	Chicago	2
3t.	Dallas	2
3t.	New York Jets	2
3t.	Seattle	2



PINNING THEM FAR BACK

Rigoberto Sanchez ranks fourth in Colts history in punts pinned inside the 20-yard line (since at least 1976).

PUNTS PINNED INSIDE 20-YARD LINE, COLTS HISTORY (SINCE AT LEAST 1976)

Rank	Player	Punts
1.	Rohn Stark (1982-94)	224
2t.	Pat McAfee (2009-16)	193
2t.	Hunter Smith (1999-08)	193
4.	RIGOBERTO SANCHEZ (2017-25)	170
5.	Chris Gardocki (1995-98)	80

MOVING UP IN THE RECORD BOOKS

Rigoberto Sanchez ranks second in 50.0 average games (min. three punts) in franchise history.

50-PLUS-YARD AVERAGE GAMES (MIN. THREE PUNTS), COLTS HISTORY

Rank	Player	Games
1.	Pat McAfee (2009-16)	23
2.	RIGOBERTO SANCHEZ (2017-25)	20
3.	Rohn Stark (1982-94)	16





**DEFOREST
BUCKNER**
DEFENSIVE TACKLE

CARLIE IRSAY-GORDON



OWNER & CHIEF EXECUTIVE OFFICER

NFL EXPERIENCE: 18 YEARS

COLLEGE: SKIDMORE COLLEGE


Carlie Irsay-Gordon is entering her first season as Colts Owner & CEO in 2025, following 13 seasons as Vice Chair/Owner.

Raised in and around the Colts, she worked as an intern in many of the club's departments while pursuing her undergraduate degree in religious studies from Skidmore College. Irsay-Gordon joined the team in 2008 while completing coursework towards a doctoral degree in clinical psychology. She has represented the Colts at NFL owners' meetings since 2004 and, along with her sisters Casey Foyt and Kalen Jackson, represents the third generation of Colts ownership in Indianapolis.

Irsay-Gordon is active in the administration of the NFL as a member of the league's Media Owned & Operated Committee, which oversees all NFL media properties and sets media strategies across the NFL; the 32 Equity Committee, the league's strategic capital fund; the Security & Fan Conduct Committee, as well as several inter-club groups that guide the NFL on wide-ranging initiatives, including business optimization and data governance.

With the Colts, Irsay-Gordon created and oversees the club's Tony Dungy Diversity Coaching Fellowship and Harriet P. Irsay Fellowship for Women in Football programs, which together afford diverse candidates and women the opportunity to gain valuable experience working in the Colts coaching or football operations departments. Irsay-Gordon also serves on the board of the NFL Player Care Foundation, which supports the well-being of retired players.

Locally, she serves as chair of the Park Tudor School board of trustees and on the board of the Lake Maxinkuckee Environmental Fund. She previously served on the board of Visit Indy and as co-chair of the Indy Championships Fund. Irsay-Gordon resides in Indianapolis with her husband, Zach Gordon, and three children.



CASEY FOYT



OWNER & EXECUTIVE VICE PRESIDENT

NFL EXPERIENCE: 19 YEARS

COLLEGE: INDIANA UNIVERSITY

Casey Foyt is entering her first season as Colts Owner & Executive Vice President in 2025, following 13 seasons as Vice Chair/Owner. Along with her sisters Carlie Irsay-Gordon and Kalen Jackson, she represents the third generation of Colts ownership in Indianapolis.

After graduating from Indiana University with a degree in sports marketing, Foyt worked for the NFL in London, England, planning the first regular season NFL game played outside North America, as well as special events associated with the game. The contest was played in October 2007, featuring the New York Giants and Miami Dolphins playing in Wembley Stadium.

Foyt joined the Colts in 2007 and focuses her energy on marketing and community relations. She helped revitalize the Indianapolis Colts Women's Organization and planned the group's first major fundraiser in 2007. Foyt also helps represent the club at NFL Owners' Meetings and other league events. She resides in Carmel, Ind. with her husband, Anthony J. Foyt, IV, and five children.



KALEN JACKSON



OWNER & CHIEF BRAND OFFICER AND PRESIDENT OF THE INDIANAPOLIS COLTS FOUNDATION

NFL EXPERIENCE: 16 YEARS

COLLEGE: INDIANA UNIVERSITY

Kalen Jackson will enter her first season as Colts Owner & Chief Brand Officer in 2025, following 13 seasons as Vice Chair/Owner. She also serves as President of the Indianapolis Colts Foundation.

Jackson joined the team in 2010 and, along with sisters Carlie Irsay-Gordon and Casey Foyt, represents the third generation of Colts ownership in Indianapolis. Like her sisters, Jackson grew up with the Colts organization as a significant part of her life since birth. She oversees various functions of the organization, including coordinating the Irsay family's community and philanthropic efforts.

Jackson currently leads *Kicking The Stigma*, the family's initiative to raise awareness about mental health disorders and end the stigma often associated with these illnesses. Since launching in 2020, *Kicking The Stigma* has committed more than \$31 million to nonprofits and organizations expanding treatment and research and raising awareness in Indiana and beyond. Jackson serves on the national board of Project Healthy Minds and locally on the board of the United Way of Central Indiana. She also is president of the Indianapolis Colts Women's Organization.

In addition to representing the Colts at NFL Owners' Meetings, Jackson chairs the league's Employee Benefits Committee, where she is responsible for administering club and league benefit plans, including plan design and amendment, benefit and administrative expense payments and employee eligibility issues. She is a member of the NFL Foundation Committee, which is dedicated to improving the lives of those touched by the game of football – from players at all levels to communities across the country. Jackson also serves on the NFL Flag Working Group.

She graduated with honors in 2010 from Indiana University's School of Health, Physical Education & Recreation with a bachelor's degree in sports management and marketing. Jackson was born and resides in Indianapolis with her husband, Boyd Jackson, and their two daughters.



CHRIS BALLARD



GENERAL MANAGER

JOINED COLTS: 2017
NFL EXPERIENCE: 25TH YEAR
COLLEGE: WISCONSIN
HOMETOWN: TEXAS CITY, TEXAS

Chris Ballard was hired as the general manager of the Indianapolis Colts on January 29, 2017. He is entering his 25th NFL season and his ninth in his current role where he oversees all football operations.

In his first eight years at the helm, Ballard has constructed teams that have won 62 games collectively, which includes four winning seasons and two playoff appearances. In his tenure, nine Colts players have combined to earn 17 first or second-team All-Pro honors and 13 players have compiled 27 Pro Bowl selections.

During the 2025 offseason, Ballard made multiple moves to bolster the team heading into the season. It began in unrestricted free agency, when the team signed cornerback Charvarius Ward, safety Camryn Bynum and quarterback Daniel Jones at the start of the new league year. Ward earned Second Team All-Pro honors and Pro Bowl accolades following the 2023 season as a member of the 49ers. Ballard also acquired cornerback Corey Ballentine, defensive tackle Neville Gallimore and running back Khalil Herbert. He brought back kicker Spencer Shrader, who spent time with the team as a rookie in 2024. In the 2025 NFL Draft, Indianapolis made eight

selections – most notably first round draft pick tight end Tyler Warren. Warren won the 2024 John Mackey Award as the nation's top tight end and placed seventh in Heisman Trophy voting. He also finished his career ranked first among Penn State tight ends in receptions (153), receiving yards (1,839), receiving touchdowns (19) and 100-yard games (five). Ballard selected two more Big Ten products with his next two picks in Ohio State defensive end JT Tuimoloau (second round, 45th overall) and Minnesota cornerback Justin Walley (third round, 80th overall).

In 2024, Ballard constructed a team that finished with an 8-9 record with two Second Team All-Pro selections (linebacker Zaire Franklin and guard Quenton Nelson) and three Pro Bowl honorees (Franklin, Nelson and running back Jonathan Taylor). The Colts finished in the top 10 in rushing yards per game (137.1 – eighth) for the second consecutive season and also ranked eighth in the NFL in total rushing yards (2,331). Additionally, Indianapolis had three receivers total more than 800 receiving yards (Josh Downs, Alec Pierce and Michael Pittman Jr.). It marked the first time the Colts had three players eclipse 800 yards in a single season since 2004 (Marvin Harrison, Brandon Stokley and Reggie Wayne). Defensively,

the Colts ranked tied for seventh in the NFL in takeaways (25) and tied for first in the league in red zone takeaways (six). Franklin led the NFL in tackles (173) while also adding 93 solo tackles, 11.0 tackles for loss, 3.5 sacks, six passes defended and five forced fumbles.

In 2023, Ballard assembled a team that finished 9-8 on the season, while playing the majority of the games with their backup quarterback and unrestricted free agent pickup, Gardner Minshew II. Minshew II was named to his first



career Pro Bowl after he appeared in all 17 games (13 starts) and compiled single-season career highs in attempts (490), completions (305) and passing yards (3,305). The Colts finished in the top 10 in the NFL in points per game (23.3 – tied-10th) and rushing yards per game (121.1 – 10th). Indianapolis had four players selected to the Pro Bowl, including defensive tackle DeForest Buckner, center Ryan Kelly, Nelson, and Minshew II. Pittman Jr., a 2020 second round draft choice, had a career year, finishing with single-season career highs in receptions (109) and receiving yards (1,152) while also adding four touchdowns. He ranked fifth in the NFL in receptions and became the fourth Colts player all-time to have at least 100 receptions and 1,000 receiving yards in a season, joining Dallas Clark, Harrison and Wayne.



Defensively, Indianapolis ranked fifth in the NFL in tackles for loss (94.0) and sacks (51.0), while finishing tied for fifth in forced fumbles (17) in 2023. The Colts had four players record at least 8.0 sacks, including Buckner, defensive end Samson Ebukam, defensive end Dayo Odeyingbo and defensive end Kwity Paye. The Colts were the only team in the NFL to have four-such players accomplish that feat. The 51.0 sacks were the most by the team in the Indianapolis era (since 1984). Franklin registered 179 tackles (107 solo), 3.0 tackles for loss, 1.5 sacks, six passes defended and two forced fumbles. He finished second in the league in total tackles and solo tackles. Franklin established the single-season franchise record for tackles in 2023 (179).

In the 2023 NFL Draft, Ballard added 12 selections to the roster, including Florida quarterback Anthony Richardson Sr. with the No. 4 overall pick. The 12 total draft selections were the most by the Colts since the NFL went to a seven-round format in 1994. Richardson Sr. ranked as the No. 1 quarterback in the Relative Athletic Score system at the NFL Combine, which dates back to 1987. He started four games in his rookie campaign and completed 50-of-84 passes for 577 yards with three touchdowns and one interception for an 87.3 passer rating. Richardson Sr. also tallied 25 carries for 136 yards (5.4 avg.) and four touchdowns. He suffered a season-ending injury in Week 5 and was placed on the Injured Reserve list.

Following the 2022 season, Ballard and his staff

embarked on an in-depth coaching search that ended with former Philadelphia Eagles Offensive Coordinator Shane Steichen. Steichen brought 13 seasons of coaching experience and helped lead the Eagles to an NFC Championship and Super Bowl appearance as their offensive coordinator.

In 2021, the Colts narrowly missed the postseason, but the team recorded top 10 finishes in points per game (26.5), rushing offense (149.4 yards per game) and defensive takeaways (33). Taylor, a 2020 second round draft choice, became the first Colts player to lead the NFL in rushing (1,811 yards) since Edgerrin James in 2000. Indianapolis tied for first in the NFL with five Associated Press All-Pro selections and led the league with seven players named to the Pro Bowl.

In 2020, Indianapolis made an AFC Wild Card appearance following an 11-5 regular season record. The 11 wins were the most for the team dating back to 2014.

During 2020's COVID-19 season, the Colts won six of their last eight games to clinch the final playoff spot in the AFC. Veteran quarterback Philip Rivers, who was signed by Ballard as a free agent in the offseason, completed 369-of-543 passes for 4,169 yards and 24 touchdowns. His completion percentage (68.0) ranked eighth in the NFL and was the second-best single-season mark in franchise history. Taylor ranked third in the NFL in rushing and became just the fifth rookie in franchise history to register a 1,000-yard season. Defensively, Buckner established a single-season franchise record for the most

sacks by a defensive tackle (9.5) while linebacker Shaquille Leonard ranked eighth in the NFL in total tackles despite missing two games. On special teams, safety George Odum led the NFL with 20 special teams stops while kicker Rodrigo Blankenship set a new franchise rookie record for points scored (139), field goals made (32) and extra points made (43). In total, Ballard's nine NFL Draft selections in 2020 combined to play in 85 contests with 36 starts.

Since his arrival in Indianapolis, Ballard has stressed the importance of winning the battle in the trenches. His theory held true in 2019 as the Colts finished with a top-10 rushing offense for the first time since 2001. Running back Marlon Mack became the team's first 1,000-yard rusher since 2016. That same year, Indianapolis' offensive line was the only unit in the NFL to start the same five linemen in all 16 regular season games while tying for the ninth-fewest sacks allowed. On the defensive side of the ball, Ballard signed free agent defensive end Justin Houston following eight seasons in Kansas City. Houston led the Colts with 11.0 sacks, which marked his fourth career double-digit sack season and his first since 2014. Houston also produced a streak of six consecutive games with a sack, the second-longest streak of his career. The team's 2019 draft class combined to play in 93 games.

In 2018, the Colts started the season with a 1-5 record, but won nine of their last 10 games to clinch a postseason berth. Indianapolis became the third team in NFL history to start the season with a 1-5 mark and reach the playoffs. The Colts then defeated the Houston Texans in a Wild Card contest and became the second team in league history to start 1-5 and win a playoff game. The team's success, due in part to Ballard's construction of the roster, earned him the Pro Football Writers of America Executive of the Year award.

Pivotal in the team's 2018 achievement was the 11-man NFL Draft class, which combined to play in 133 games (67 starts). The group was spearheaded by Nelson and Leonard who joined Pro Football Hall of Famers Dick Butkus and Gale Sayers (Chicago Bears, 1965) as the second pair of rookie teammates to be selected First Team All-Pro since The Associated Press started selecting All-Pro teams in 1940. Nelson was also selected to the Pro Bowl and Leonard was named the NFL's Defensive Rookie of the Year. The duo also



earned All-Pro and Pro Bowl honors following the 2019 season. Ballard made a trade with the New York Jets in March of 2018 to acquire the sixth overall pick (Nelson), in addition to two second round selections and a second round pick in 2019. Starting right tackle Braden Smith was selected with the acquired 37th overall selection.

Ballard navigated the organization through a challenging 2017 campaign. Through myriad injuries, the Colts witnessed the emergence of several free agents and draft selections. The team's 53-man roster for the regular season opener featured 30 new players compared to 2016's Week 1 roster. Ballard focused primarily on the defensive side of the ball in his first draft as six of the eight players selected competed on defense. In total, seven of Ballard's picks reached the active roster and combined to play in 82 games (17 starts). One of Ballard's first roster moves in Indianapolis came in early March, when he signed tight end Jack Doyle to a contract extension. Doyle went on to have a career year as he finished with 80 receptions for 690 yards and four touchdowns en route to his first career Pro Bowl. His reception total finished as the second-most in the league among tight ends and ranked as the second-most in franchise single-season history among players at his position. Doyle again made the Pro Bowl following the 2019 campaign. Ballard made one of his best roster moves eight days prior to the regular season opener when he acquired quarterback Jacoby Brissett in a trade with the New England Patriots. Brissett started 15 games and threw for 3,098 yards and 13 touchdowns. He ranked second in the league in passing touchdowns of 60-plus yards and was part of an offense that tied for the fourth-fewest giveaways in the NFL in 2017.

Following his first year as general manager, Ballard was nominated for the Pro Football

Writers of America Jack Horrigan Award, which is given to the league or club official for his or her qualities and professional style in helping the pro football writers do their job. He was nominated again following the 2018 campaign before winning the award following the 2019 season.

Ballard came to the Colts after a four-year stint with Kansas City, where he was the director of football operations from 2015-16. He was promoted to the position after serving two seasons (2013-14) as the Chiefs director of player personnel. Ballard oversaw the college and pro scouting departments and worked directly with then-General Manager John Dorsey on player acquisition.

From 2013-16, the Chiefs won 43 games (fourth-most in the NFL), made three playoff appearances, won one AFC West Division title (2016) and had 15 players named to the Pro Bowl, including at least four in each season. Inheriting a team that went 2-14 in 2012, Ballard assisted in an overhaul of Kansas City's roster in 2013. By the end of the season, there were a total of 30 new players on the 53-man squad that went 11-5 and reached the playoffs as a Wild Card contender after finishing second in the AFC West. Ballard helped the Chiefs draft four Pro Bowl players in addition to acquiring three-time Pro Bowl (2013, 2016-17) quarterback Alex Smith in free agency in 2013.

Prior to Kansas City, Ballard began his NFL career with the Chicago Bears. In 12 seasons with the Bears personnel department, under the tutelage of general manager Jerry Angelo, he served as the director of pro scouting (2012) and was the southwest area scout (2001-2011).

During Ballard's tenure in Chicago, the Bears reached the playoffs four times, won four NFC North titles (2001, 2005, 2006 and 2010) and appeared in two NFC Championship games (2006 and 2010). The Bears were victorious in the NFC Championship in 2006 and faced the Colts in Super Bowl XLI in Miami.

With the Bears, Ballard helped draft numerous Pro Bowl players, including running back Matt Forte (2008), wide receiver Johnny Knox (2009), cornerback Charles Tillman (2003), defensive tackle Tommie Harris (2004), cornerback Nathan Vasher (2004) and defensive tackle Henry Melton (2009). He also assisted in many notable acquisitions and trades, including the signings of wide receiver Brandon Marshall, guard Jermon Bushrod, tight end Martellus Bennett, linebacker D.J. Williams and linebacker James Anderson.

Before entering player personnel, Ballard spent seven seasons (1994-2000) on the coaching staff at Texas A&M-Kingsville under Head Coach and College Football Hall of Famer Ron Harms. In 2000, he served as defensive coordinator after stints as the secondary coach (1995-99) and wide receivers coach (1994). During his time with the Javelinas, Ballard helped mentor future NFL players running back Richard Jones, wide receiver Karl Williams, cornerback Floyd Young and cornerback Al Harris. Texas A&M-Kingsville also produced 1996 first-round draft pick, guard Jermane Mayberry.

Ballard played four years of collegiate football at the University of Wisconsin, part of which was under former head coach and Badgers Athletics Director Barry Alvarez. He served as a student assistant his senior year after suffering multiple knee injuries prior to graduating with a Bachelor of Arts degree in 1993.

Ballard is a native of Texas City, Texas. He and his wife, Kristin, have five children and reside in Westfield, Ind. The Ballard family is active in the community and have worked with many organizations, including Books for Youth, Hands of Hope, Habitat for Humanity, Make-A-Wish and Gleaners Food Bank. In addition, the Ballards also host the "Huddle For Hope" community ticket block at Colts home games.

CAREER EXPERIENCE:

1994	Texas A&M-Kingsville	Wide Receivers
1995-1999	Texas A&M-Kingsville	Secondary
2000	Texas A&M-Kingsville	Defensive Coordinator
2001-2011	Chicago Bears	Southwest Area Scout
2012	Chicago Bears	Director of Pro Scouting
2013-2014	Kansas City Chiefs	Director of Player Personnel
2015-2016	Kansas City Chiefs	Director of Football Operations
2017-2025	Indianapolis Colts	General Manager



PETE WARD

CHIEF OPERATING OFFICER

Pete Ward is entering his 45th season with the Indianapolis Colts in 2025. He was promoted to chief operating officer in 2010 after serving as the club's senior executive vice president since 2001. Ward's duties and experiences have been wide-ranging and diverse and touch all areas of the organization. He began his affiliation with the Colts in 1981 as a summer and seasonal intern in the team's public relations department. Following Ward's graduation from the University of Virginia, he was hired as the club's administrative assistant. Ward was promoted to director of operations shortly after the team's arrival in Indianapolis in March 1984. He then was named vice president of administration in 1997. In addition to general administrative management,

Ward served as the point person for the team on the design and construction of Lucas Oil Stadium. In 2012, he was named the development chair for the Indiana University Simon Comprehensive Cancer Center, a 42-person panel charged with raising money for one of the nation's leading cancer centers. In addition, Ward serves on the boards of USA Football, the Central Indiana Corporate Partnership, Indy Economic Development and the Indianapolis Zoo. He also served as the team's liaison with the City of Indianapolis as it hosted its first ever Super Bowl (XLVI). Ward and his wife, Lena, have a daughter, Mady, and a son, Sam. He was born in New Orleans and was raised in Carmel, Calif.



DAN EMERSON

CHIEF LEGAL OFFICER

Dan Emerson has represented the Colts since March 1984, when the club moved to Indianapolis. He enters his 10th season as the team's chief legal officer after being named to the position in 2016. Prior to that, Emerson served four years as vice president and general counsel and nine years as general counsel. For nearly 35 years, he practiced law with the Indianapolis firm Bose McKinney & Evans, where Emerson chaired the Employment Law and Sports & Entertainment Law groups and served on the firm's executive committee. After graduating from Macalester College, where he played football and baseball, Emerson attended law school at Indiana University in Bloomington. He is a member of the Sports Lawyers Association, as well as the Indianapolis,

Indiana, American, Federal, and Seventh Circuit bar associations, and is a past Chairman of both the Indiana and Indianapolis Bar Associations' Labor & Employment Law sections. Emerson is listed in *Best Lawyers in America* and is a Distinguished Fellow of the Indianapolis Bar Foundation. He also is active in various community and nonprofit organizations and served as board chair of the Indiana Repertory Theatre. Born in Wichita Falls, Texas, Emerson resides near Indianapolis with his wife, Ginny. They have two daughters, Emily (married to Brian Ferris) and Ashley (married to Kevin Gilles), and six grandchildren, Riley Gilles, Caroline Gilles, Cameron Gilles, Reagan Ferris, Isla Ferris, and Maxwell Ferris.



EJ TOLENTINO

CHIEF FINANCIAL OFFICER

EJ Tolentino is entering his fifth season with the Colts as chief financial officer. He joined the Colts with 20 years of experience providing audit, risk management, strategic planning and consulting services for private and public clients and organizations. Most recently, Tolentino was a principal with CliftonLarsonAllen, where he served as leader of the firm's financial services group, as well as the Colts' outside auditor for 14 years. He previously worked as a senior associate with KPMG. A Hoosier native, Tolentino is a graduate of the Indiana University Kelley School of Business and a licensed Certified Public Accountant. He and his wife, Mandi, have two children, Olivia and Drew.



ROGER VANDERSNICK

CHIEF COMMERCIAL OFFICER

Roger VanDerSnick enters his ninth season with the Colts, serving eight seasons as chief sales and marketing officer before being promoted to chief commercial officer in 2024. An Indiana native, he came to the Colts with more than 30 years of experience in the sales and marketing field. VanDerSnick previously was with global sports marketing agency International Management Group (IMG), where he was the chief sales and marketing officer of IMG College. In addition to driving significant sales growth, VanDerSnick developed and implemented IMG College's national sales platform, designed a regional sales management structure for 90 universities and implemented a CRM sales management system for the 325-plus person sales and marketing organization. Before IMG, he held a variety of roles, most recently as executive vice president and chief operating officer, with International Speedway Corporation, owner and operator of 12 speedways and 100-plus motorsports events every year. VanDerSnick previously was with NASCAR, last serving as vice president of marketing, where he participated in all strategic initiatives, sponsorship sales, marketing plans, media rights negotiations, licensing and new business initiatives. VanDerSnick began his career at Procter & Gamble and held a number of manufacturing roles before transitioning into marketing and running a number of businesses as brand manager. He graduated cum laude with a degree in mechanical engineering from Rose-Hulman Institute of Technology, where VanDerSnick also earned all-conference honors on the football team. A board member of the Indianapolis Chamber of Commerce and the 500 Festival, he has two daughters, Megan and Nicole, and resides in Indianapolis with his wife, Dawn.

COLTS ADMINISTRATION



Matthew Boothby
Vice President of
Information Technology



Steve Campbell
Vice President of
Communications &
External Affairs



Matt Conti
Vice President of
Football
Communications



Lindsey Hammond
Vice President of
Finance



Ryan Lobsiger
Vice President of
Corporate
Partnerships



Jasmine Park
Vice President of
People, Culture &
Inclusion



**Stephanie
Pemberton**
Vice President of
Marketing



Charlie Sungho Shin
Vice President of
Analytics & Digital
Innovation



Jim Van Dam
Vice President of Ticket
Sales & Service



QUENTON
NELSON

GUARD

SHANE STEICHEN



HEAD COACH

JOINED COLTS: 2023
COACHING EXPERIENCE: 19TH YEAR
COLLEGE: UNLV
HOMETOWN: SACRAMENTO, CALIF.

Shane Steichen was hired as head coach of the Indianapolis Colts on February 14, 2023. He enters his 19th year coaching, including the past 15 seasons in the NFL.

In 2024, Steichen led the team to an 8-9 finish. The Colts finished in the top 10 in rushing yards per game (137.1 – eighth) for the second consecutive season. The team also ranked eighth in the NFL in total rushing yards (2,331). Indianapolis had three players earn Pro Bowl accolades, including linebacker Zaire Franklin (first selection), guard Quenton Nelson (seventh selection) and running back Jonathan Taylor (second selection). Franklin and Nelson also earned Associated Press Second Team All-Pro honors. Offensively, Steichen worked with quarterback Anthony Richardson Sr., who set single-season quarterback team records in rushing yards (499) and rushing touchdowns (six). Richardson also added 1,814 passing yards and eight touchdowns through the air. Taylor ranked fourth in the NFL in rushing yards after he registered 303 carries for 1,431 yards and 11 touchdowns. Additionally, Indianapolis had three receivers with over 800 receiving yards (Josh Downs, Alec Pierce and Michael Pittman Jr.). It marked the first time the Colts had three players eclipse 800 receiving yards in a single season since 2004 (Marvin Harrison, Brandon Stokley and Reggie Wayne). The Colts defense ranked tied for seventh in the NFL in takeaways (25) and tied for first in the league in red zone takeaways (six). Indianapolis also ranked 10th in the NFL in tackles for loss (88) and tied for third in forced fumbles (17). Franklin compiled a league-high 173 tackles (93 solo) and added 11.0 tackles for loss, 3.5 sacks, six passes defended, two interceptions and five forced fumbles. He ranked tied for second in the NFL in forced fumbles and tied for third in solo tackles.

In his first year in Indianapolis, Steichen guided the team to a winning record, finishing the season 9-8. The Colts ranked in the top 10 in the NFL in points per game (23.3 – tied-10th) and rushing yards per game (121.1 – 10th). Indianapolis had four players selected to the Pro Bowl, including defensive tackle DeForest Buckner (third selection), center Ryan Kelly (fourth selection), quarterback Gardner Minshew II (first selection) and Nelson (sixth selection). Pittman Jr. tallied single-season career highs in receptions (109) and receiving yards (1,152) while also adding four touchdowns. He ranked fifth in the NFL in receptions and became one of four Colts players all-time to have at least 100 receptions and 1,000 receiving yards in a season (Dallas Clark,

Harrison and Wayne). Steichen worked with Richardson Sr., who started all four games he saw action in during his rookie season and completed 50-of-84 passes for 577 yards with three touchdowns and one interception for an 87.3 passer rating. He also added 25 carries for 136 yards and four touchdowns. After losing Richardson Sr. to a season-ending injury in Week 5, Minshew II took over the starting role. Minshew II completed 305-of-490 passes for a single-season career-high 3,305 yards with 15 touchdowns and nine interceptions for an 84.6 passer rating. He also registered 34 carries for 100 yards and three touchdowns.

Steichen also worked with a Colts defense that ranked fifth in the NFL in tackles for loss (94.0) and sacks (51.0), while finishing tied for fifth in forced fumbles (17.0) in 2023. Indianapolis also ranked fourth in opponent negative play yards (-512). The Colts had four players record at least 8.0 sacks in 2023, including Buckner, defensive end Samson Ebukam, defensive end Dayo Odeyingbo and defensive end Kwity Paye. They were the only team in the NFL to have four-such players that season. Indianapolis' 51.0 sacks were the most by the Colts in the Indianapolis era (since 1984).

Steichen served as the offensive coordinator of the Philadelphia Eagles from 2021-22 and helped the team reach Super Bowl LVII in 2022.



During his two seasons as offensive coordinator, Steichen coordinated an offense that ranked first in the NFL in rushing yards per game (153.6), rushing yards (5,224) and rushing touchdowns (57) over that time frame. Philadelphia also ranked tied for first in fewest interceptions (19) and third in fourth down conversion percentage (58.92 percent). Additionally, the Eagles offense set new single-season franchise records in third down conversion percentage in back-to-back seasons.

In 2022, he guided a Philadelphia offense that finished in the top 10 in numerous categories, including yards per game (389.1 – third), points per game (28.1 – third), rushing yards per game (147.6 – fifth), passing yards per game (241.5 – ninth), fewest turnovers (19 – tied-fifth), first downs per game (22.6 – third), third down percentage (franchise-record 45.95 percent – fourth), fourth down percentage (68.75 percent – fourth), red zone percentage (67.80 percent – third), goal to go percentage (82.35 percent – fifth), points scored on their first offensive possession (62 – first) and plays of 10+ yards (253 – second). The Eagles were one of just two teams to finish in the top 10 in rushing yards per game and passing yards per game.

Steichen worked with quarterback Jalen Hurts, who set then single-season career highs in every passing category, including completions (306), passing yards (3,701), passing touchdowns (22), completion percentage (66.5) and passer rating (101.5). Hurts also had a team-high 13 rushing touchdowns. He finished fourth in the NFL in passer rating and 10th in passing yards.

Philadelphia was one of just two teams to have two 1,000-yard receivers (A.J. Brown and DeVonta Smith) as well as a 1,000-yard rusher (Miles Sanders). In his first season with Philadelphia, Brown tallied 88 receptions for a single-season career-high 1,496 receiving yards, while tying his single-season career high in receiving touchdowns (11). Smith also had a career year as he caught 95 passes for 1,196 yards and seven touchdowns (all single-season career highs). Brown (fourth) and Smith (ninth) each ranked in the top 10 in receiving yards and Brown tied for third in receiving touchdowns. Sanders finished fifth in the league in rushing after registering 259 carries for 1,269 yards (4.9 avg.) and 11 touchdowns (all single-season career highs).

The Eagles led the NFL with eight total Pro Bowl selections in 2022, which included six on offense in Brown, Landon Dickerson, Hurts, Lane Johnson, Jason Kelce and Sanders. Additionally, Johnson (First Team), Kelce (First Team), Brown (Second Team) and Hurts (Second Team) each earned Associated Press All-Pro honors.

In his first season in Philadelphia, Steichen orchestrated the NFL's most productive rushing offense, as the Eagles led the league with a franchise-record 2,715 rushing yards. Philadelphia ranked fourth in third down percentage (then-team-record 45.7 percent), eighth in red zone percentage (62.3 percent) and fifth in fewest turnovers (16).

In 2021, Steichen was instrumental in the development



of Hurts, who completed 265-of-432 passes for 3,144 yards with 16 touchdowns and nine interceptions for an 87.2 passer rating in his first season as a starter. Hurts also registered 784 rushing yards and 10 touchdowns. He became just the eighth quarterback in NFL history to register 3,000 passing yards and 750 rushing yards in a season. Hurts also became the youngest Eagles quarterback to ever start in a playoff game.

Smith, whom the team selected with the 10th overall pick of the 2021 NFL Draft, registered 64 receptions for 916 yards and five touchdowns. He set the franchise rookie record in receiving yards. Tight end Dallas Goedert totaled 56 receptions for 830 yards and four touchdowns. Goedert's 830 receiving yards were a single-season career high and ranked fifth in the league among tight ends. Steichen also helped Kelce (First Team) and Johnson (Second Team) each earn Associated Press All-Pro recognition. Kelce was also selected to the Pro Bowl.

Prior to Philadelphia, Steichen spent seven seasons (2014-20) with the Los Angeles/San Diego Chargers where he served as offensive coordinator (2020), interim offensive coordinator (2019), quarterbacks coach (2016-19) and offensive quality control/wide receivers (2014-15). The Chargers offense finished in the top 10 in passing yards per game in each of his seven years on the offensive staff, including the league's best in 2017.

In Steichen's first full season as the Chargers' offensive coordinator, Los Angeles finished in the top 10 in yards per game (382.1 – ninth), passing yards per game (270.6 – sixth), first downs per game (23.3 – sixth), third down percentage (44.2 percent – ninth) and fewest turnovers (16 – tied-fourth).

In 2020, Steichen worked with quarterback Justin Herbert, whom the team selected with the sixth overall pick of the 2020 NFL Draft. The 2020 Associated Press Offensive Rookie of the Year completed 396-of-595 passes for 4,336 yards with 31 touchdowns with 10 interceptions for a 98.3 passer rating. Herbert set NFL rookie records in completions and passing touchdowns, while registering the second-most passing yards by a rookie in league history (Andrew Luck – 4,374). He finished in the top 10 in the league in completions

(fourth), passing yards (sixth) and passing touchdowns (10th). Additionally, wide receiver Keenan Allen caught 100 passes for 992 yards and eight touchdowns en route to Pro Bowl honors.

Steichen assumed the Chargers' offensive coordinator duties in an interim capacity for the final eight games of the 2019 season. During his tenure as play caller, the unit ranked fifth in the league in total yards per game (384.3), sixth in passing yards per game (272.1) and seventh in third down percentage (42.7 percent).

Prior to becoming offensive coordinator, Steichen was the Chargers' quarterbacks coach from 2016-19 and worked with former Colts quarterback Philip Rivers. Over those four seasons, Rivers ranked second in passing yards (17,824), fourth in completions (1,446) and fourth in touchdown passes (116). He was selected to three consecutive Pro Bowls from 2016-18.

As the league's top ranked passing offense in 2017 (276.9 yards per game), Rivers completed 360-of-575 passes for 4,515 yards with 28 touchdowns and 10 interceptions for a 96.0 passer rating. In 2016, Rivers registered the second-most passing touchdowns of his career (33) while completing 349-of-578 passes for 4,386 yards.

From 2014-15, Steichen served as an offensive quality control coach for the Chargers and worked primarily with the wide receivers. In 2015, Allen played in the first eight games of the season and caught 67 passes for 725 yards and four touchdowns before being placed on the team's season-ending Injured Reserve list. In 2014, San Diego had four players, including three wide receivers (Allen, Eddie Royal and Malcom Floyd), reach 50+ receptions for just the fourth time in team history.

In 2013, Steichen assisted the quarterbacks as an offensive quality control coach with the Cleveland Browns. Despite multiple injuries at the position, the Browns had three starting quarterbacks (Jason Campbell, Brian Hoyer and Brandon Weeden) each post 300-yard passing performances for the first time in franchise history (sixth instance in NFL history).

Steichen began his NFL career as a defensive assistant with the Chargers (2011-12) after spending one season as a full-time offensive assistant at Louisville (2010). He also served as an offensive graduate assistant (2008-09) and student graduate assistant (2007) at his alma mater, UNLV.

As a four-year letterman (2003-06) at quarterback for the Rebels, Steichen left as the school's 12th all-time leading passer with 2,755 yards and 22 touchdowns. He also registered 399 rushing yards and five touchdowns.

A native of Sacramento, Calif., Steichen earned his degree in journalism and media studies from UNLV. He attended Oak Ridge High School in El Dorado Hills, Calif., and earned area MVP honors from the *Sacramento Bee* after leading his squad to a conference sectional title in 2002.

Steichen and his wife, Nina, have a son, Hudson, and a daughter, Stella. Steichen's older brother, Sean, was a punter at Boise State.

STEICHEN'S FOOTBALL CAREER

2007	UNLV	Student Graduate Assistant
2008-09	UNLV	Offensive Graduate Assistant
2010	Louisville	Offensive Assistant
2011-2012	San Diego Chargers	Defensive Assistant
2013	Cleveland Browns	Offensive Quality Control/ Quarterbacks
2014-2015	San Diego Chargers	Offensive Quality Control/ Wide Receivers
2016-2019	San Diego/Los Angeles Chargers	Quarterbacks
2019	Los Angeles Chargers	Interim Offensive Coordinator
2020	Los Angeles Chargers	Offensive Coordinator
2021-2022	Philadelphia Eagles	Offensive Coordinator
2023-2025	Indianapolis Colts	Head Coach

COLTS COACHING HISTORY

REGULAR SEASON AND POSTSEASON

HEAD COACH	YEARS	RECORD	ASSISTANTS
Cecil Isbell	1947-49	9-22-1	N. Campofreda; D. Edmunds; A. Hewlitt; J. Hunt; J. Taylor (1947); T. Stidman (1947-48); L. Defilippo (1948); B. Conkright; W. Driskill; M. Michalske; C. O'Rourke (1949)
*1 Walter Driskill	1949	1-7	
Clem Crowe	1950	1-11	J. Hunt; W. Millner; R. Pirro
Keith Molesworth	1953	3-9	O. Douglas; R. Richards; N. Wasyluk
Weeb Ewbank	1954-62	61-52-1	R. Murphy; J. Thomas (1954); F. Cumiskey; C. Winner (1954-62); T. Hughes (1955); F. Lauterbur (1955-56); H. Ball (1956-62); J. Bridgers; B. Shaw (1957-58); D. McCafferty; J. Sandusky (1959-62)
Don Shula	1963-69	73-26-4	G. Marchetti; J. Mutscheller; B. Pellington (1963); C. Winner (1963-65); D. McCafferty; J. Sandusky (1963-69); B. Arnsparger; D. Bielski (1964-69); C. Noll (1966-68); B. Boyd (1969)
Don McCafferty	1970-72	26-11-1	L. Rymkus (1970); D. Bielski; B. Boyd; H. Bullough; J. Idzik;
*2 John Sandusky	1972	4-5	J. Sandusky (1970-72); B. (Red) Miller (1971-72)
Howard Schnellenberger	1973-74	4-13	R. Callahan; B. Franklin; D. Voris (1973); P. McCulley; G. Sefcik; G. Young (1973-74); D. Doll; F. Lauterbur;
*3 Joe Thomas	1974	2-9	J. Smith (1974)
Ted Marchibroda	1975-79	41-36	P. McCulley; J. Smith (1975-76); F. Lauterbur (1975-77); W. Dovell (1975-78); M. Baughan; G. Boutselis (1975-79); D. Bielski; E. Khayat (1977-79); R. Hawkins (1978); J. Symank; E. Zwahlen (1979)
Mike McCormack	1980-81	9-23	D. Bielski; G. Boutselis; J. Idzik; E. Khayat; J. Symank; J. Vitt; C. Weber; R. Wietaecha (1980-81); B. Boyd; C. Powers (1981)
Frank Kush	1982-84	11-28-1	B. Carson (1982); B. Valsente (1982-83); Z. Bratkowski; G. Cunningham; H. Hunter; R. Mann; R. Theder; R. Venturi; M. Westhoff (1982-84); G. Catavolos (1984)
*4 Hal Hunter	1984	0-1	
Rod Dowhower	1985-86	5-24	S. Sidwell (1985); J. Becker; G. Catavolos; G. Hill; T. Lovat; B. Matthews; C. Myers; K. Rowen; R. Venturi; T. Zupancic;
*5 Ron Meyer	1986	3-0	J. Marshall (1986)
Ron Meyer	1987-91	33-36	J. Becker; G. Hill; T. Lovat; J. Marshall; C. Myers; K. Rowen (1987-88); L. Burtnett; G. Catavolos; R. Venturi; T. Zupancic; G. Briner (1989); L. Kennan; D. Scarnecchia (1989-90); M. Jackson; B. Muir; B. Seely (1989-91); D. Ahrens; S. Croom; S. Furness (1991)
*6 Rick Venturi	1991	1-10	
Ted Marchibroda	1992-95	32-35	A. Gibbs (1992); G. Catavolos; D. Painter; F. Peay; J. Robertson; B. Seely; R. Venturi (1992-93); N. Nicolau (1992-94); R. Blackledge; G. Huey; T. Zupancic; F. Bruney (1993-95); T. Batta; G. Blache; J. Johnson; H. Kuhlmann; J. Robinson; P. Thomas; V. Tobin (1994-95); L. Infante (1995)
Lindy Infante	1996-97	12-21	F. Bruney (1996); T. Batta; G. Blache; R. Blackledge; C. Bresnahan; C. Davis; B. Geis; G. Huey; J. Johnson; H. Kuhlmann; J. Robinson; P. Thomas; T. Zupancic; J. Robertson (1997)
Jim Mora	1998-01	32-34	G. Blache; R. Tillman; T. Zupancic (1998); B. Arians (1998-00); G. Catavolos; G. Huey; T. Marciano; T. Moore; H. Mudd; M. Murphy; J. Norvell; J. Pagano; K. Spencer; J. Torine (1998-01); V. Fangio; T. Grantham (1999-01); R. Howell (2000-01); J. Hufnagel (2001)

Tony Dungy	2002-08	92-33	C. Foerster (2002-03); D. Reynolds (2002-06); J. Caldwell; C. Christensen; R. Howell; G. Huey; R. Meeks; T. Moore; H. Mudd; M. Murphy; R. Purnell; J. Teerlinck; R. Thomas; J. Torine; A. Williams (2002-07); P. Metzelaars (2004-08); L. Frazier (2005-06); R. Perry; B. Teerlinck; C. Woods (2007-08); F. Reich (2008)
Jim Caldwell	2009-11	28-24	H. Mudd (2009); G. Huey; T. Moore (2009-10); C. Christensen; L. Coyer; R. Howell; P. Metzelaars; M. Murphy; R. Perry; F. Reich; R. Rychleski; B. Teerlinck; J. Teerlinck; R. Thomas; J. Torine; A. Williams (2009-11); J.B. Cooter; R. Prince; R. Turner (2010-11); D. Fitzsimmons; D. Walker (2011)
Chuck Pagano	2012-17	56-46	R. Anderson (2012-15); B. Arians (2012); T. Berbenich (2013-17); J. Bettcher (2012); B. Boyer (2012-15); C. Christensen (2012-15); R. Chudzinski (2014-17); M. Drayton (2016-17); G. Emanuel; J. FitzGerald (2012-15); J. Gilbert; M. Gillhmer (2012-15); F. Giufre; H. Goodwin (2012); P. Hamilton (2013-15); J. Herrmann (2016-17); J. Hostler (2015-17); R. Howell; L. Hull (2016); H. Hunter (2013-15); D. Krein (2016-17); S. Lal (2017); M. Maalouf (2012); G. Manusky (2012-15); R. Marandino (2012-15); R. Mathis (2017); T. McMahon (2013-17); T. Monachino (2016-17); J. Philbin (2016-17); R. Podell (2017); J. Popovich (2017); A. Roberts (2012-15); B. Schottenheimer (2016-17); J. Singleton (2016-17); S. Terlecky (2016-17); D. Walker (2012-14); B. White; C. Williams (2012-15); G. Williams (2016-17)
*7 Bruce Arians	2012	9-3 (Wins credited to Pagano)	
Frank Reich	2018-22	40-33-1	K. Adams (2019-22); B. Baker (2020-21); D. Borgonzi (2018-21); T. Boyles (2020-22); G. Bradley (2022); M. Brady (2018-22); B. Bratton (2022); D. DeGuglielmo (2018); M. Eberflus (2018-21); Z. Fakes (2019-22); P. Frazier; J. Fox (2022); J. Gannon (2018-20); M. Groh (2020-21); J. Hastings (2021-22); R. Howell; B. Johnson (2018); J. Johnson (2019-21); R. Jones; C. June (2022); S. Khym (2022); N. Landry (2021); T. Manning (2018); R. Mathis (2018); K. Mawae (2021-22); D. McKenney; J. Michael (2019-20); S. Milanovich (2021-22); R. Milus (2022); M. Mitchell (2022); S. Montgomery (2021-22); N. Ollie (2022); D. Overstreet II (2018-21); K. Patullo (2018-20); M. Phair (2018-19); R. Podell (2018-20); M. Raich (2020-22); T. Rathman (2018-20); F. Ross (2018-20); J. Rowe (2021); N. Sirianni (2018-20); R. Smith (2022); C. Strausser (2019-22); P. Taylor (2021); G. Twyner (2018-19); B. Ventrone; R. Wayne (2022); A. Williams (2018-21)
*8 Jeff Saturday	2022	1-7	
Shane Steichen	2023-24	17-17	M. Blazejowski; G. Bradley (2023-24); B. Bratton; J. Cooter; Z. Fakes; C. Gelman; J. Hamilton (2024); J. Hastings; R. Howell; T. Ingels; B. Jackson; R. Jones (2023); C. June; S. Khym; T. Manning; B. Mason; P. McCollum (2023); D. McKenney; R. Milus (2023-24); M. Minnis (2024); M. Mitchell (2023); N. Ollie (2023); C. Partridge (2024); M. Raich; D. Smith; R. Smith (2023-24); T. Sparano Jr.; A. Tanney (2024); C. Turner; C. Watt; R. Wayne

*1 Succeeded Isbell for last eight games
 *2 Succeeded McCafferty for last nine games
 *3 Succeeded Schnellenberger for last 11 games
 *4 Succeeded Kush for last game

*5 Succeeded Dowhower for last three games
 *6 Succeeded Meyer for last 11 games
 *7 Filled in for an ill Pagano for 12 games (Weeks 5-16)
 *8 Succeeded Reich for last eight games



COACHING STAFF

LOU ANARUMO



DEFENSIVE COORDINATOR

JOINED COLTS: 2025
 COACHING EXPERIENCE: 37TH YEAR
 COLLEGE: WAGNER
 HOMETOWN: STATEN ISLAND, N.Y.

Anarumo is in his first season with the Colts as the team's defensive coordinator. He has 36 years of coaching experience, including the last 13 seasons in the NFL.

Prior to Indianapolis, Anarumo served six seasons (2019-24) as the defensive coordinator for the Cincinnati Bengals.

In Cincinnati, Anarumo was instrumental in the development of defensive end Trey Hendrickson, whom the team signed as an unrestricted free agent in 2021. In four seasons under Anarumo, Hendrickson compiled 155 tackles (104 solo), 53.0 tackles for loss, 57.0 sacks, 12 passes defended and 11 forced fumbles. Since 2021, Hendrickson ranks in the top 10 in the NFL in sacks (third) and tackles for loss (eighth). He earned Pro Bowl honors in each of his four seasons with Anarumo.

In 2024, the Bengals finished in the top 10 in the NFL in interceptions (15, tied-eighth), interceptions returned for touchdowns (two, tied-third) and passes defended (79, ninth). Hendrickson was a First Team Associated Press All-Pro choice and the Deacon Jones Award winner after leading the NFL with 17.5 sacks (tied his career high set in 2023). He also tied for second in the league in tackles for loss (19.0). Linebacker Germaine Pratt led the team with a single-season career-high 143 tackles (80 solo) and added 5.0 tackles for loss, six passes defended, two interceptions, two forced fumbles and two fumble recoveries. Third-year cornerback Cam Taylor-Britt had a career year as he compiled 77 tackles (58 solo), 1.0 tackle for loss, half a sack, 16 passes defended and three interceptions (one returned for a touchdown). He tied for fifth in the league in passes defended. Additionally, cornerback Mike Hilton registered 12.0 tackles for loss, which tied for the most in the NFL among defensive backs.

Hendrickson set his single-season career high in sacks (17.5) in 2023, while also contributing 16.0 tackles for loss and three forced fumbles. He tied for second in the NFL in sacks and his total was the second most in single-season team history. Linebacker Logan Wilson led the team in tackles for the third consecutive season (career-high 135) and tied with Taylor-Britt for the team high in interceptions (four).

In 2022, Cincinnati held opposing passers to a league-low 58.9 completion percentage, while ranking sixth in points allowed per game (20.1) and seventh in rushing yards (106.6). Wilson led the team with 123 tackles and Pratt registered a then career-high 99 tackles. Hendrickson led the team with 8.0 sacks. The Bengals opened the season by going seven straight games without giving up a touchdown after halftime, becoming the second NFL team since 1930 to do so.

During the 2021 season, Anarumo's unit was pivotal in Cincinnati's postseason run to Super Bowl LVI. The defense led all playoff teams in total tackles (155), passes defended (23) and interceptions (eight), while allowing an average of 20.5 points over four games. In the regular season, the Bengals finished fifth in the NFL in rushing defense (102.5 yards allowed per game).

In 2020, Anarumo worked with a revamped Cincinnati defense that featured seven new starters. Cincinnati held opposing passers to a 62.8 completion percentage (sixth lowest in the NFL).

In his first season with the Bengals in 2019, Anarumo's defense allowed 84.1 fewer yards per game in the second half of the season vs. the first eight games, while also recording 11 more sacks. Cincinnati ranked fifth in the NFL in red zone defense after allowing touchdowns on just 49 percent of opponents' red zone trips.

In 2018, Anarumo was the defensive backs coach for the New York Giants. The defense finished seventh in the NFL in interceptions (16) and 10th in opponent passer rating (89.8).

Prior to New York, he served as the defensive backs coach for the Miami Dolphins for six seasons (2012-17).

ANARUMO'S FOOTBALL CAREER

1989-1990	U.S. Merchant Marine Academy	Part-Time Running Backs Coach
1990	Wagner	Part-Time Running Backs Coach
1990-1991	Syracuse	Graduate Assistant
1992-1994	U.S. Merchant Marine Academy	Defensive Coordinator/Defensive Backs
1995-2000	Hanover	Assistant Head Coach
2001-2003	Marshall	Defensive Backs
2004-2011	Purdue	Defensive Backs
2012-2015	Miami Dolphins	Defensive Backs
2015	Miami Dolphins	Interim Defensive Coordinator
2016-2017	Miami Dolphins	Defensive Backs
2018	New York Giants	Defensive Backs
2019-2024	Cincinnati Bengals	Defensive Coordinator
2025	Indianapolis Colts	Defensive Coordinator





COACHING STAFF

Safety Reshad Jones led the Dolphins with 122 tackles (94 solo) in 2017. He also added 6.0 tackles for loss, 1.5 sacks, five passes defended, two interceptions and three forced fumbles en route to his second career Pro Bowl selection. Second-year cornerback Xavier Howard was one of 25 NFL players with at least four interceptions, including one he returned 30 yards for a touchdown.

In 2016, Anarumo's secondary helped Miami have their best season since 2008, winning 10 games and reaching the playoffs for the first time in eight years. The Dolphins had seven consecutive games with a takeaway from Weeks 9-15 (19 turnovers), which was the most in a seven-game span since 2004. Anarumo helped with the development of second-year cornerback Tony Lippett, who led the team and tied for 11th in the NFL with four interceptions despite playing wide receiver in college.

In 2015, Anarumo began the season as defensive backs coach before serving as interim defensive coordinator for the final 12 games of the season. Cornerback Brent Grimes and Jones were selected to the Pro Bowl, marking the first time since the 2003 season that the Dolphins had two members of their secondary participate in the Pro Bowl in the same season.

Miami allowed the sixth fewest passing yards per game (222.3) in the NFL in 2014. Anarumo's group scored three defensive touchdowns, marking the first season since 2003 when the Dolphins had three different players score defensive touchdowns. Grimes led the team with five interceptions en route to his second consecutive Pro Bowl selection. Jones was one of three players in the NFL to record 70 or more tackles, 1.0 sack and three interceptions.

From 2012-13, Miami gave up just 35 touchdown passes, the second fewest in the league over that span. The unit was fifth in the NFL in passer rating against, limiting opponents to a 77.3 rating. Grimes was selected to the Pro Bowl in 2013 after tying for the team lead in interceptions (four) and registering a team high in passes defended (17).

Prior to the NFL, Anarumo spent 23 seasons at the collegiate level.

He served as the defensive backs coach at Purdue for eight seasons (2004-2011). In 2010, Anarumo worked with true freshman cornerback Ricardo Allen, who finished with three interceptions (two returned for touchdowns) and led the Big Ten in interception return yardage while earning freshman All-America honors. Allen was selected by the Atlanta Falcons in the fifth round (147th overall) of the 2014 NFL Draft.

Anarumo also helped with the development of safety Bernard Pollard, who was selected by the Kansas City Chiefs in the second round (54th overall) of the 2006 NFL Draft. Pollard then became the highest-drafted Purdue defensive player since linebacker Fred Strickland, who was selected by the Los Angeles Rams in the second round (47th overall) of the 1988 NFL Draft.

Prior to Purdue, Anarumo was the defensive backs coach at Marshall for three seasons (2001-03). He also served as special teams coordinator in 2003. In his final season with the Thundering Herd, the team ranked 10th nationally in passing defense (177.4 yards per game). Marshall ranked sixth in passing defense in 2002 (161.5 yards per game) after ranking 37th in 2001 (198.7 yards per game).

Anarumo was assistant head coach at Harvard for six seasons (1995-2000), where he worked with the defensive backs and coordinated the special teams. The Crimson ranked second in the league in interceptions in 2000 and led the league in pass efficiency defense in 1999.

From 1992-94, Anarumo was defensive coordinator and defensive backs coach at the United States Merchant Marine Academy. He also served as the admissions liaison to the athletics department.

Anarumo was a graduate assistant at Syracuse for two seasons (1990-91). From January to June 1990, he was a part-time running backs coach at his alma mater, Wagner. He served in the same role at the United States Merchant Marine Academy from September 1989 to January 1990.

A native of Staten Island, N.Y., Anarumo was born on Aug. 18, 1966. He earned his bachelor's degree in special education from Wagner in 1990. While in college, Anarumo served as head junior varsity coach at Susan Wagner High School in Staten Island.

Anarumo and his wife, Fran, have three children – Madison, Louis and Christopher. His last name is pronounced ann-ah-ROO-mo.





COACHING STAFF

JIM BOB COOTER



OFFENSIVE COORDINATOR

JOINED COLTS: 2023
COACHING EXPERIENCE: 19TH YEAR
COLLEGE: TENNESSEE
HOMETOWN: FAYETTEVILLE, TENN.

Cooter enters his third season as the team's offensive coordinator after previously serving three seasons (2009-2011) as an offensive assistant in Indianapolis. He has 18 years of coaching experience, including the last 16 seasons in the NFL.

Since 2023, Indianapolis has scored at least 20 points in 25 games, which ranks tied for eighth in the NFL.

For the second consecutive season, the Colts ranked in the top 10 in the NFL in rushing yards per game (137.1 – eighth) in 2024. Indianapolis tied for the seventh-fewest sacks allowed (32) and ranked sixth in games with no sacks allowed (four). Guard Quenton Nelson (seventh selection) and running back Jonathan Taylor (second selection) were each named to the Pro Bowl. Nelson was also an Associated Press Second Team All-Pro choice.

Taylor finished fourth in the league in rushing yards after registering 303 carries for 1,431 yards and 11 touchdowns. He also compiled 18 receptions for 136 yards and one touchdown. Wide receivers Josh Downs (72 receptions for 803 yards and five touchdowns), Michael Pittman Jr. (69 receptions for 808 yards and three touchdowns) and Alec Pierce (37 receptions for 824 yards and seven touchdowns) became the first trio in the NFL since 2021 to each record 800 receiving yards in a single season. It marked the first time the Colts had three players eclipse 800 receiving yards in a single season since 2004 (Marvin Harrison, Brandon Stokley and Reggie Wayne). Pierce led the NFL in average yards per reception (22.3), while registering career highs in receiving yards and receiving touchdowns.

Second-year quarterback Anthony Richardson set franchise single-season records in rushing yards (499) and rushing touchdowns (six) by a quarterback. He registered four games with a passing touchdown and a rushing touchdown, which tied for the third-most such games in 2024. Richardson also tied for the third-most rushing touchdowns among quarterbacks. Veteran quarterback Joe Flacco saw action in eight games (six starts) and completed 162-of-248 passes for 1,761 yards with 12 touchdowns and seven interceptions.

In 2023, the Colts finished in the top 10 in points per game (23.3 – tied-10th) and rushing yards per game (121.1 – 10th). Center Ryan Kelly (fourth selection), quarterback Gardner Minshew II (first selection) and Nelson (sixth selection) were each named to the Pro Bowl.

Pittman Jr. tallied single-season career highs in receptions (109) and receiving yards (1,152) while also adding four touchdowns. He ranked fifth in the NFL in receptions. Pittman Jr. became one of four Colts players all-time to have at least 100 receptions and 1,000 receiving yards in a season (Dallas Clark, Harrison and Wayne).

As a rookie in 2023, Richardson started all four games he saw action in and completed 50-of-84 passes for 577 yards with three touchdowns and one interception for an 87.3 passer rating. He also added 25 carries for 136 yards and four touchdowns.

After losing Richardson to a season-ending injury in Week 5, Minshew II took over the starting role. Minshew II completed 305-of-490 passes for a single-season career-high 3,305 yards with 15 touchdowns and nine interceptions for an 84.6 passer rating. He also registered 34 carries for 100 yards and three touchdowns.

Cooter served as passing game coordinator with the Jacksonville Jaguars in 2022. The Jaguars offense finished in the top 10 in yards per game (357.4 – 10th), passing yards per game (232.9 – 10th), fewest sacks allowed (28 – fifth), first downs per game (20.7 – tied-seventh), third down percentage (41.86 – ninth) and points per game (23.8 – 10th).

He worked with Trevor Lawrence, who completed 387-of-584 passes for 4,113 yards with 25 touchdowns and eight interceptions for a 95.2 passer rating. Lawrence also compiled five rushing touchdowns en route to being named to his first career Pro Bowl. He ranked in the top 10 in completions (seventh), passing yards (ninth), passing touchdowns (tied-eighth), lowest interception percentage (1.4 – sixth) and passer rating (10th).

COOTER'S FOOTBALL CAREER

2007-2008	Tennessee	Graduate Assistant
2009	Indianapolis Colts	Staff Assistant
2010	Indianapolis Colts	Offensive Assistant
2011	Indianapolis Colts	Assistant to the Offensive Coordinator
2012	Kansas City Chiefs	Offensive Quality Control
2013	Denver Broncos	Offensive Assistant
2014-2015	Detroit Lions	Quarterbacks
2015-2018	Detroit Lions	Offensive Coordinator
2019-2020	New York Jets	Running Backs
2021	Philadelphia Eagles	Consultant
2022	Jacksonville Jaguars	Passing Game Coordinator
2023-2025	Indianapolis Colts	Offensive Coordinator





COACHING STAFF

The Jaguars offense registered a 1,000-yard receiver and 1,000-yard rusher. Wide receiver Christian Kirk tallied 84 receptions for 1,108 yards and eight touchdowns, while running back Travis Etienne Jr. totaled 220 carries for 1,125 yards and five touchdowns. Jacksonville also received significant contributions in the receiving game from wide receiver Zay Jones (82 receptions for 823 yards and five touchdowns) and tight end Evan Engram (73 receptions for 766 yards and four touchdowns). Among tight ends, Engram ranked in the top five in receptions (tied-third) and receiving yards (fourth).

Prior to Jacksonville, Cooter was a coaching consultant with the Philadelphia Eagles in 2021. He worked with Colts Head Coach Shane Steichen, who was the Eagles' offensive coordinator at the time, and worked on special projects for the coaching staff.

Cooter was the running backs coach for the New York Jets for two seasons (2019-20), where he worked with former Colts running back Frank Gore. In 2020, Gore compiled 187 carries for 653 yards and two touchdowns. In 2019, Cooter worked with Le'Veon Bell, who totaled 1,250 yards from scrimmage to become one of six Jets rushers with a 1,200-plus scrimmage yards in a single season in the previous 20 years. Bell also was one of just 10 NFL running backs with 600-plus rushing yards and 400-plus receiving yards in 2019. He caught 66 passes and was one of just seven running backs with 65-plus catches in 2019.

Prior to New York, Cooter spent five seasons with the Detroit Lions as offensive coordinator (2015-18) and quarterbacks coach (2014-15). He was promoted to offensive coordinator in Week 8 of the 2015 season.

From 2014-18, Cooter worked with quarterback Matthew Stafford, who ranked in the top 10 in completion percentage (64.9 – ninth), passing yards (21,069 – sixth), passing touchdowns (128 – ninth) and passing plays of 25+ yards (151 – tied-ninth). Stafford registered four consecutive 4,000-yard passing seasons (2014-17). He earned his first career Pro Bowl selection in 2014.

In 2015, Detroit ranked in the top 10 in passing yards per game (263.3 – ninth), first downs per game (21.1 – eighth), red zone percentage (69.39 – first) and goal to go percentage (82.76 – second). In the final season of his Pro Football Hall of Fame career, wide receiver Calvin Johnson compiled 88 receptions for 1,214 yards and nine touchdowns en route to Pro Bowl honors.

The Lions offense produced eight fourth-quarter game-winning drives in 2016, with five different players catching at least 50 passes (became only the fifth team in league history to do so).

The Lions registered a 1,000-yard receiver in each of Cooter's five seasons with the team. From 2014-18, wide receiver Golden Tate registered 446 receptions, which were the seventh-most over that time frame. In 2017, Tate (92 receptions for 1,003 yards and five touchdowns) and fellow wide receiver Marvin Jones Jr. (61 receptions for a career-high 1,101 yards and nine touchdowns) helped Detroit become one of just three teams to have multiple 1,000-yard receivers that season.

The Lions were one of just five teams to have multiple 1,000-yard receivers in 2014. Tate finished the season with career highs in receptions (99) and receiving yards (1,331) in addition to four touchdowns, while Johnson compiled 71 receptions for 1,077 yards and eight touchdowns. Tate and Johnson were both named to the Pro Bowl.

During his time as offensive coordinator, Cooter's running backs ranked in the top four in the NFL in both receptions and receiving yards. Running back Theo Riddick's 211 receptions under Cooter were the second-most in the league during that span. Cooter helped three different backs produce 25-catch seasons, including four by Riddick from 2015-18.

In 2013, Cooter served as an offensive assistant with the Denver Broncos. The Broncos finished in the top five in yards per game (457.3 – first), passing yards per game (340.3 – first), fewest sacks allowed (20 – first), first downs per game (27.2 – first), third down percentage (46.34 – second), fourth down percentage (88.89 – first), red zone percentage (76.12 – first), goal to go percentage (78.72 – fourth), total touchdowns (76 – first) and points per game (37.9 – first). The Broncos also set an NFL single-season record with 606 points scored as the team earned its third-straight AFC West title and appeared in Super Bowl XLVIII.

In Denver, Cooter worked with quarterback Peyton Manning, whom he spent three seasons with in Indianapolis. Manning was named the league's MVP after he completed 450-of-659 passes for 5,477 yards with 55 touchdowns and 10 interceptions for a 115.1 passer rating. Manning set the NFL single-season record for passing yards and touchdown passes. The Broncos finished with two 1,000-yard receivers (Demaryius Thomas – 1,430 and Eric Decker – 1,288) and one 1,000-yard rusher (Knowshon Moreno – 1,038). Denver had five players register 10+ offensive touchdowns.

In 2012, Cooter served as an offensive quality control coach with the Kansas City Chiefs. The Chiefs boasted the league's fifth-ranked rushing offense in the league (149.7 yards per game). Running back Jamaal Charles compiled





COACHING STAFF

1,745 yards from scrimmage, including a career-high 1,509 rushing yards, and six total touchdowns. Charles finished fourth in the NFL in rushing yards and fifth in scrimmage yards en route to Pro Bowl honors.

Cooter began his NFL coaching career in Indianapolis as an offensive assistant from 2009-2011. He helped the team win back-to-back AFC South titles (2009 and 2010) and earned a Super Bowl XLIV appearance. The Colts ranked in the top 10 in yards per game and points per game in 2009 and 2010.

A former quarterback (2002-06) at the University of Tennessee, Cooter began his coaching career at his alma mater as a graduate assistant from 2007-08. He earned a bachelor's degree in education (sport management) and a master's degree in sport psychology from Tennessee.





COACHING STAFF

BRIAN MASON



SPECIAL TEAMS COORDINATOR

JOINED COLTS: 2023
COACHING EXPERIENCE: 17TH YEAR
COLLEGE: DENISON
HOMETOWN: ZIONSVILLE, IND.

Mason enters his third season with the Colts as the team's special teams coordinator. He has 16 years of coaching experience.

Punter Rigoberto Sanchez had a career year in 2024 as he recorded 68 punts for 3,382 yards (49.7 avg./42.6 net avg.) with 27 pinned inside the 20-yard line. He ranked fifth in the NFL in gross punting average, while setting the franchise single-season record. Sanchez finished seventh in the league in net punting average. He earned AFC Special Teams Player of the Week honors in Week 6 after compiling five punts for 271 yards (54.2 avg./48.4 net avg.) with three pinned inside the 20-yard line against the Titans. Sanchez set single-game career highs in gross and net punting average (minimum three punts).

Additionally, kicker Matt Gay converted 31-of-37 field goals and 33-of-33 extra points for 126 total points. He tied for seventh in the NFL in field goals made.

In 2023, Mason worked with Gay, who converted 33-of-41 field goals and 35-of-36 extra points for 134 total points. Gay made eight field goals of 50-plus yards, which ranked second in single-season franchise history and tied for third in the NFL in 2023. In Week 3 at Baltimore, he converted 5-of-5 field goals and one extra point for 16 total points. Gay became the first kicker in NFL history to make four 50-plus-yard field goals in a single game. He earned AFC Special Teams Player of the Week honors for his performance.

Sanchez returned after missing the entire 2022 season due to injury. He registered 68 punts for 3,281 yards (48.3 avg./42.3 net avg.) with 21 punts pinned inside the 20-yard line. Sanchez recorded no touchbacks in 2023 and was the only punter in the NFL to accomplish that feat (min. 50 attempts). It also marked the first time in the Indianapolis era a Colts punter had no touchbacks in a single season (min. 50 attempts).

In Week 13 at Tennessee, safety Nick Cross blocked a punt that was recovered by linebacker Grant Stuard and returned for a touchdown. The Colts were one of only four teams to register a blocked punt in 2023 and were the only team to return one for a touchdown.

Prior to Indianapolis, Mason spent the 2022 season as the special teams coordinator at Notre Dame. He was named the 2022 *FootballScoop* Special Teams Coordinator of the Year after the Fighting Irish special teams unit tallied seven blocked punts, which tied for first in the nation. Mason's unit recorded at least one blocked punt in five consecutive games, including two against UNLV. Notre Dame compiled 291 punt return yards, which ranked eighth in the nation. The Fighting Irish ranked first in the country in average starting field position (33.4). Mason was part of a coaching staff that helped Notre Dame to four victories over AP top-25 teams, including a win against South Carolina in the Gator Bowl.

Mason spent five seasons at Cincinnati as the special teams coordinator (2018-21) and director of recruiting/special teams assistant (2017). He worked with punter James Smith, who earned All-AAC honors in each of the three seasons under Mason (First Team in 2018, Second Team in 2019 and 2020).

In 2021, Mason was a finalist for the Special Teams Coordinator of the Year by *FootballScoop* after he helped the team to an undefeated regular season and reach the College Football Playoff Semifinals. Cincinnati's special teams unit ranked tied for first in the nation in blocked kicks (six) and seventh in blocked punts (three). Additionally, the Bearcats ranked third in the nation in opponent punt return average (1.53). Cincinnati ranked second in the AAC in net punting (41.7).

Mason was part of a coaching staff that led Cincinnati to a 9-1 record and an AAC Championship in 2020. The team played in the Peach Bowl, which was the Bearcats first New Year's Six bowl since 2009.

In 2018, the Bearcats led the conference in net punting and finished second in the FBS (44.3). Mason worked with

MASON'S FOOTBALL CAREER		
2009-2011	Bluffton	Defensive Line
2012	Kenn State	Graduate Assistant
2013-2014	Purdue	Graduate Assistant
2015-2016	Ohio State	Graduate Assistant
2017	Cincinnati	Director of Recruiting/Special Teams Assistant
2018-2021	Cincinnati	Special Teams Coordinator
2022	Notre Dame	Special Teams Coordinator
2023-2025	Indianapolis Colts	Special Teams Coordinator





COACHING STAFF

Smith, who was a finalist for the Ray Guy Award and earned First Team All-AAC accolades after he tallied 59 punts for 2,750 yards (46.6 avg.) with 25 pinned inside the 20-yard line. His 46.6 average ranked fourth in FBS and was the second-best single-season mark in program history.

Mason spent the 2017 season as the director of recruiting/special teams assistant. His responsibilities included overseeing the day-to-day recruiting operations, organizing official and unofficial visits, coordinating recruiting events and managing the roster.

Prior to joining Cincinnati, Mason served as a graduate assistant at Ohio State (2015-16), Purdue (2013-14) and Kent State (2012). He worked with an Ohio State team in 2015 that won the Fiesta Bowl.

He began his coaching career as a defensive line coach at Bluffton from 2009-2011.

Mason attended Denison University and played running back for two seasons (2005-06) before suffering an injury and transitioning into a student assistant role his last two years (2007-08).

He graduated from Denison with degrees in economics and history and received a master's degree in education from Bluffton in 2012, a master's degree in recreation and sport management from Purdue in 2014 and a master's degree in kinesiology, sport management from Ohio State in 2016.

A native of Zionsville, Ind., Mason attended Zionsville Community High School. He was inducted into the Soaring Eagle Hall of Fame on July 24, 2024. Mason is married to his wife, Rachel, and they have three sons, Graham, Noah and Callum.





COACHING STAFF

JAMES BETTCHER



LINEBACKERS

JOINED COLTS: 2025
COACHING EXPERIENCE: 22ND YEAR
COLLEGE: ST. FRANCIS (IND.)
HOMETOWN: LAKEVILLE, IND.

Bettcher returns to the Colts in his first season as the team's linebacker coach. He has 21 years of coaching experience, including 12 seasons in the NFL. Bettcher was special assistant to the head coach in 2012 for former Indianapolis Head Coach Chuck Pagano.

Bettcher served the last three seasons (2022-24) as the linebackers coach for the Cincinnati Bengals.

2003-2005	St. Francis (Ind.)	Special Teams Coordinator/Defensive Line
2006	Rowling Green	Defensive Graduate Assistant
2007-2009	North Carolina	Defensive Graduate Assistant
2010	Ball State	Defensive Ends/Special Teams
2011	New Hampshire	Linebackers/Special Teams Coordinator
2012	Indianapolis Colts	Special Assistant to the Head Coach
2013-2014	Arizona Cardinals	Outside Linebackers
2015-2017	Arizona Cardinals	Defensive Coordinator
2018-2019	New York Giants	Defensive Coordinator
2021	San Francisco 49ers	Senior Defensive Assistant/Running Game Specialist
2022-2024	Cincinnati Bengals	Linebackers
2025	Indianapolis Colts	Linebackers

In 2024, the Bengals finished in the top 10 in the NFL in interceptions (15 – tied-eighth), interceptions returned for touchdowns (two – tied-third) and passes defended (79 – ninth). Bettcher worked with the duo of veterans Germaine Pratt and Logan Wilson. Pratt led the team with a single-season career-high 143 tackles (80 solo) and added 5.0 tackles for loss, six passes defended, two interceptions, two forced fumbles and two fumble recoveries. Despite playing in 11 games, Wilson eclipsed the 100-tackle mark (104) for the third consecutive season.

Wilson (135) and Pratt (career-high 118) each surpassed the 100-tackle mark in 2023. Wilson's team-leading 135 stops were the most by a Bengal since 2013, while Pratt hit the 100-tackle mark for the first time in his career. The duo combined for 11 takeaways, which tied for the most in the NFL by any linebacker tandem. Wilson's four interceptions tied for the team lead.

In 2022, Cincinnati held opposing passers to a league-low 58.9 completion percentage, while tying for fifth in points allowed per game (20.1) and ranking seventh in rushing yards (106.6). The Bengals opened the season by going seven straight games without giving up a touchdown after halftime, becoming the second NFL team since 1930 to do so. Wilson led the team with 123 tackles and Pratt registered 99 tackles.

Prior to Cincinnati, Bettcher was senior defensive assistant/running game specialist with the San Francisco 49ers in 2021. The 49ers ranked third in the NFL in total yards allowed per game (310.0), seventh in rushing yards allowed (103.5) and sixth in passing yards allowed (206.5). Bettcher worked with Pro Bowl linebacker Fred Warner, who compiled a career-high 137 tackles.

From 2018-19, Bettcher served as defensive coordinator with the New York Giants. In 2019, the Giants defense ranked third in the NFL in rushing yards allowed per attempt (3.86). He worked alongside current Colts defensive coordinator Lou Anarumo, who served as the Giants' defensive backs coach in 2018. Bettcher helped safety Landon Collins and linebacker Olivier Vernon earn Pro Bowl selections.

Bettcher spent five seasons on the Arizona Cardinals coaching staff, where he served as defensive coordinator (2015-17) and outside linebackers coach (2013-14). Arizona ranked in the top six in the NFL in total defense in each year Bettcher held the defensive coordinator title, while also ranking fourth in takeaways (82) and defensive touchdowns (11) in that span. In 2017, the Cardinals ranked third in rushing yards allowed per play and sixth in third down defense. Arizona led the league with 48 sacks in 2016. Bettcher guided six players to Pro Bowl selections and four to All-Pro honors as defensive coordinator.

In 2012, Bettcher was special assistant to Colts Head Coach Chuck Pagano. During the season, Bruce Arians stepped in as interim head coach for 12 games while Pagano received treatment for leukemia. Indianapolis improved from 2-14 in 2011 to 11-5 in 2012, which tied for the third-largest turnaround in NFL history and earned a Wild Card berth in the AFC playoffs. Arians was named Associated Press NFL Coach of the Year. Bettcher worked with the Colts outside linebackers and helped Robert Mathis get selected to his first Pro Bowl at outside linebacker.

Prior to the NFL, Bettcher spent nine years in the college coaching ranks (2003-2011). He served as linebackers/special teams coordinator at the University of New Hampshire (2011) and defensive ends/special teams at Ball State (2010).





COACHING STAFF

From 2007-09, Bettcher was a graduate assistant at the University of North Carolina, where he assisted primarily with the defense and special teams. He worked with future NFL Draft picks in Robert Quinn (first round, 14th overall – 2011), Bruce Carter (second round, 40th overall – 2011) and Quinton Coples (first round, 16th overall – 2012).

In 2006, Bettcher was a defensive graduate assistant at Bowling Green State University, where he worked with the secondary and special teams.

Bettcher began his coaching career at his alma mater, the University of St. Francis (Ind.), where he served as special teams coordinator and defensive line coach from 2003-05. While on staff, the Cougars earned three berths to the NAIA playoffs, including two national championship game appearances. Bettcher also worked with the strength and conditioning staff and was the head track coach (2003-04).

Bettcher was a two-time NAIA Coaches All-American as an offensive lineman at St. Francis (1999-2002). As a senior in 2002, he received the team’s Silver Helmet Award for leadership, coachability and performance on the field. Bettcher also competed on the school’s track and field team and earned five All-America honors. He placed second in the shot put at the 2001 NAIA Championships. Bettcher was inducted into the St. Francis Hall of Fame in 2012.

A native of Lakeville, Ind., Bettcher and his wife, Erica, have three sons – Colton, Brooks and Cruz – and one daughter, Addison.

MIKEY BLAZEJOWSKI



STRENGTH & CONDITIONING ASSISTANT/PERFORMANCE SCIENCE ASSOCIATE

JOINED COLTS: 2022
COACHING EXPERIENCE: 8TH YEAR
COLLEGE: SPRINGFIELD COLLEGE
HOMETOWN: PALMER, MASS.

Blazejowski enters his fourth season with the Colts and his second as strength & conditioning assistant/performance science associate. He previously served as assistant sports science/analytics (2023) and sports performance intern (2022).

During the 2024 offseason, Blazejowski assisted with implementing a new sports performance program that focuses on collaboration with strength & conditioning, sports science, nutrition, sports medicine, coaching, analytics and personnel to enhance athletic performance by delivering world-class assessment, position-specific training and athlete management.

Prior to Indianapolis, Blazejowski was the director of sports science (football and women’s lacrosse) and strength & conditioning graduate assistant at his alma mater, Springfield College.

He also served in previous football internships at the University of Tennessee, University of Minnesota, XFL, Vanderbilt and University of Massachusetts Amherst.

Blazejowski earned his bachelor’s and master’s degrees from Springfield College.

BLAZEJOWSKI’S FOOTBALL CAREER

2018	University of Massachusetts Amherst	Football Strength and Conditioning Intern
2019	Vanderbilt	Football Strength and Conditioning Intern
2020	XFL	Training Camp Strength and Conditioning Intern
2020	Minnesota	Football Strength and Conditioning Intern
2021	Tennessee	Football Strength and Conditioning Intern
2021	Springfield College	Strength & Conditioning Graduate Assistant
2021	Springfield College	Director of Sports Science (Football and Women’s Lacrosse)
2022	Indianapolis Colts	Sports Performance Intern
2023	Indianapolis Colts	Assistant Sports Science/Analytics
2024-2025	Indianapolis Colts	Strength & Conditioning Assistant/Performance Science Associate





COACHING STAFF

BRIAN BRATTON



OFFENSIVE QUALITY CONTROL - WIDE RECEIVERS

JOINED COLTS: 2022
COACHING EXPERIENCE: 13TH YEAR
COLLEGE: FURMAN
HOMETOWN: MARTINEZ, GA.

Bratton enters his fourth season with the Colts as the team's offensive quality control coach – wide receivers. He has 12 years of coaching experience, including nine seasons at the collegiate level.

Since 2023, Indianapolis has scored at least 20 points in 25 games, which ranks tied for eighth in the NFL.

In 2024, the wide receivers were led by Josh Downs (72 receptions for 803 yards and five touchdowns), Michael Pittman Jr. (69 receptions for 808 yards and three touchdowns) and Alec Pierce (37 receptions for 824 yards and seven touchdowns). They were the first trio in the NFL since 2021 to each record 800 receiving yards in a single season. It marked the first time the Colts had three players eclipse 800 receiving yards in a single season since 2004 (Marvin Harrison, Brandon Stokley and Reggie Wayne). Pierce led the NFL in average yards per reception (22.3), while registering career highs in receiving yards and receiving touchdowns. Bratton also worked with rookie Adonai Mitchell, whom the team selected in the second round (52nd overall) of the 2024 NFL Draft. Mitchell played in all 17 games (seven starts) and compiled 23 receptions for 312 yards.

The Indianapolis offense finished in the top 10 in the NFL in points per game (23.3 – tied-10th) and rushing yards per game (121.1 – 10th) in 2023. Pittman Jr. had a career year as he tallied single-season career highs in receptions (109) and receiving yards (1,152) while also adding four touchdowns. He ranked fifth in the NFL in receptions. Pittman Jr. became the fourth Colts player all-time to have at least 100 receptions and 1,000 receiving yards in a season (Dallas Clark, Harrison and Wayne).

Bratton helped tutor Downs, whom the team selected in the third round (79th overall) of the 2023 NFL Draft. Downs appeared in all 17 games (nine starts) and compiled 68 receptions for 771 yards and two touchdowns. In team history, he finished first in receptions and fifth in receiving yards by a rookie. Downs ranked seventh in receptions and receiving yards among all rookies in 2023.

In 2022, Bratton primarily assisted with the wide receivers and position coach Reggie Wayne. The receiving corps totaled 224 receptions for 2,451 yards and 10 touchdowns. Pittman Jr. led the team with 99 receptions for 925 yards and four touchdowns. Parris Campbell established single-season career highs in receptions (63), receiving yards (623) and receiving touchdowns (three). Bratton also worked with Pierce, whom the team selected in the second round (53rd overall) of the 2022 NFL Draft. He finished his first season with 41 receptions for 593 yards and two touchdowns. Among NFL rookies, Pierce ranked in the top 10 in receptions (ninth), receiving yards (sixth) and receiving touchdowns (tied for seventh).

Bratton has also served as a wide receivers coach at the East-West Shrine Bowl (East Team – 2024) and the Senior Bowl (American Team – 2023).

Prior to Indianapolis, Bratton coached seven seasons at his alma mater, Furman. He served in a variety of roles for the Paladins, including passing game coordinator/wide receivers coach (2021), special teams coordinator/wide receivers coach (2016-20) and wide receivers coach (2015). From 2016-2019, he worked with wide receiver Thomas Gordon, who finished his career with 159 receptions for 2,552 yards and 11 touchdowns. Gordon's career receiving yards rank first in school history.

In 2018, Bratton helped Furman win a share of the SoCon championship and guided kicker Grayson Atkins to All-America honors after he converted 13-of-15 field goals (86.7 percent) and 48-of-50 extra points (96 percent).

Bratton participated in the Bill Walsh Diversity Coaching Fellowship with the Los Angeles Chargers (2019) and Baltimore Ravens (2017). In 2014, he was a guest wide receivers coach for the Chicago Bears during the offseason program and training camp.

BRATTON'S FOOTBALL CAREER		
2013-2014	North Greenville University	Wide Receivers/Special Teams Coordinator
2015	Furman	Wide Receivers
2016-2020	Furman	Special Teams Coordinator/Wide Receivers
2021	Furman	Passing Game Coordinator/Wide Receivers
2022	Indianapolis Colts	Offensive Quality Control
2023-2025	Indianapolis Colts	Offensive Quality Control - Wide Receivers





COACHING STAFF

Bratton began his coaching career as the wide receivers coach/special teams coordinator at North Greenville University from 2013-14.

Bratton played six seasons (2007-2012) in the Canadian Football League with the Montreal Alouettes and caught 263 passes for 3,127 yards and 23 touchdowns. He was named the league’s 2012 Tom Pate Award, which is similar to the NFL’s Walter Payton NFL Man of the Year Award. Bratton won two Grey Cup championships (2009 and 2010) with the Alouettes.

Prior to the CFL, Bratton played for the Cologne Centurions (NFL Europe) in 2006. He also spent time with the Atlanta Falcons and Baltimore Ravens.

As a player at Furman, Bratton compiled 131 receptions for 1,826 yards and 18 touchdowns from 2001-04. In 2001, he earned SoCon Freshman of the Year and All-America honors after leading the nation in kickoff return average (37.2), while returning three for touchdowns. He helped the Paladins win the SoCon championship in 2001 and 2004. Bratton also participated with the track & field team his last two years. He was inducted into the school’s Athletics Hall of Fame in 2011.

Bratton is a native of Martinez, Ga. He is married to his wife, Ashley, and they have three children, Blaze, Brynlee and Breeze.

ZANE FAKES



STRENGTH AND CONDITIONING ASSISTANT

JOINED COLTS: 2018
COACHING EXPERIENCE: 11TH YEAR
COLLEGE: BALL STATE
HOMETOWN: PLAINFIELD, IND.

Fakes enters his eighth season with Indianapolis and his seventh as the club’s strength and conditioning assistant. He served as the team’s strength and conditioning intern during the 2018 season.

FAKES’ FOOTBALL CAREER

2015-2017	Ball State	Strength and Conditioning Graduate Assistant
2018	Indianapolis Colts	Strength and Conditioning Intern
2019-2025	Indianapolis Colts	Strength and Conditioning Assistant

During the 2024 offseason, Fakes assisted with implementing a new sports performance program that focuses on collaboration with strength & conditioning, sports science, nutrition, sports medicine, coaching, analytics and personnel to enhance athletic performance by delivering world-class assessment, position-specific training and athlete management.

Fakes helped the Colts reach the playoffs in 2018 and 2020.

Before Indianapolis, he served as a strength and conditioning graduate assistant at Ball State from 2015-17.

Fakes played tight end for five years (2009-2013) at Ball State and totaled 130 receptions for 1,185 yards and nine touchdowns. While at Ball State, he earned First Team All-MAC honors twice (2012, 2013) and Capital One First Team Academic All-America recognition in 2013.

Fakes is originally from Plainfield, Ind. and graduated from Ball State with a degree in exercise science. He earned a master’s degree from Ball State in sport administration. Fakes also earned a master’s degree in strength and conditioning from Logan University. He is CSCS, USAW and FMS certified.





COACHING STAFF

CHARLIE GELMAN



FOOTBALL ANALYST/GAME MANAGEMENT

JOINED COLTS: 2023
COACHING EXPERIENCE: 8TH YEAR
COLLEGE: DUKE
HOMETOWN: FLOSSMOOR, ILL.

Gelman enters his third season with the Colts as football analyst/game management. He has seven years of coaching experience, including four in the NFL.

Prior to Indianapolis, Gelman served in a variety of roles for the Baltimore Ravens, including football analyst (2022-23), coaching research intern (2021-22) and scouting analytics intern (2019). He was a part of a Ravens staff that reached the playoffs two different times (2019, 2022).

Prior to the NFL, Gelman worked as a student assistant coach at Duke (2018-21) and served as an advanced statistics analyst for the school's wrestling team (2017-21).

In 2019, he worked as a data science intern (football) with Big League Advance. Gelman earned honorable mention recognition at the 2019 NFL Big Data Bowl and was the top undergraduate participant in an individual entry.

He graduated *cum laude* with a degree in statistical science and a minor in computer science from Duke.

GELMAN'S FOOTBALL CAREER

2018-2021	Duke	Student Assistant Coach
2021	Baltimore Ravens	Coaching Research Intern
2022	Baltimore Ravens	Football Analyst
2023-2025	Indianapolis Colts	Football Analyst/Game Management

JOE HASTINGS



SR. ASSISTANT SPECIAL TEAMS

JOINED COLTS: 2021
COACHING EXPERIENCE: 10TH YEAR
COLLEGE: WASHBURN
HOMETOWN: WICHITA, KAN.

Hastings is in his fifth season with the Colts and his second as the team's sr. assistant special teams coach. He served as assistant special teams coach for three years (2021-23). Hastings has nine years of coaching experience as well as one season in player personnel.

In 2024, punter Rigoberto Sanchez ranked fifth in the NFL in gross punting average (49.7), while setting the franchise single-season record. He finished seventh in the league in net punting average (42.6). Sanchez earned AFC Special Teams Player of the Week honors in Week 6 after compiling five punts for 271 yards (54.2 avg./48.4 net avg.) with three pinned inside the 20-yard line against the Titans. He set a single-game career-high in punting average (minimum three punts). Additionally, kicker Matt Gay tied for seventh in the NFL in field goals made (31).

In Week 13 of the 2023 season at Tennessee, safety Nick Cross blocked a punt that was recovered by linebacker Grant Stuard and returned for a touchdown. The Colts were one of only four teams to register a blocked punt in 2023 and were the only team to return one for a touchdown.

The Colts ranked eighth in Rick Gosselin's annual report after leading the NFL in kickoff return average (27.8) in 2022. The unit also finished fifth in the NFL in average starting field position after a kickoff (24.6) and seventh in opponent punt return average (7.4). Indianapolis registered two blocked kicks (one field goal and one extra point) and one blocked punt (returned for a touchdown).

In 2021, Hastings assisted with a special teams unit that was named the second-best in the NFL in Rick Gosselin's annual report. The Colts registered two blocked punts on the season and returned both for touchdowns.

HASTINGS' FOOTBALL CAREER

2014	Philadelphia Eagles	Pro Personnel Assistant
2015-2016	Michigan	Defensive Graduate Assistant
2017	Michigan	Wide Receivers/Offensive Assistant
2018	Indiana State	Wide Receivers
2019	Indiana State	Wide Receivers/Pass Game Coordinator
2020	Mississippi	Defensive Analyst
2021-2023	Indianapolis Colts	Assistant Special Teams
2024-2025	Indianapolis Colts	Sr. Assistant Special Teams





COACHING STAFF

Prior to Indianapolis, Hastings served as a defensive analyst for one season (2020) at the University of Mississippi.

He served as the wide receivers coach/pass game coordinator at Indiana State in 2019 after being promoted from wide receivers coach following the 2018 season.

Hastings served in multiple roles at Michigan from 2015-17, including wide receivers coach and offensive assistant (2017) and defensive graduate assistant working with the defensive line (2015-16).

Hastings spent the 2014 season as a pro personnel assistant with the Philadelphia Eagles.

As a player, Hastings spent three seasons in the NFL with the Miami Dolphins (2013) and San Francisco 49ers (2011-13). He also played for the Sacramento Mountain Lions of the United Football League in 2012.

Collegiately, Hastings appeared in 34 games at Washburn University (2005-2010) and accumulated 119 receptions for 2,033 yards and 17 touchdowns. In 2010, he set the single-season school record for most receptions (87) and ranked second for the most receiving touchdowns (15). Hastings was originally a walk-on at Washburn and finished his career ranked ninth in receptions, sixth in receiving yards and seventh in receiving touchdowns in school history. He was inducted into the school's Athletic Hall of Fame in 2021.

Hastings earned a bachelor's degree in marketing and finance at Washburn before earning his master's degree in sports administration at Michigan.

Hastings is a native of Wichita, Kan. He is married to his wife, Jenna, and the couple has three children, Addison, Collins and Emery.

JEROME HENDERSON



DEFENSIVE BACKS

JOINED COLTS: 2025

COACHING EXPERIENCE: 20TH YEAR

COLLEGE: CLEMSON

HOMETOWN: STATESVILLE, N.C.

Henderson is in his first season with the Colts as the team's defensive backs coach. He has 19 seasons of NFL coaching experience after an eight-year playing career in the league. Henderson spent the last five seasons with the New York Giants as defensive backs/defensive passing game coordinator (2024) and defensive backs coach (2020-23).

HENDERSON'S FOOTBALL CAREER		
2006	New York Jets	Director of Player Development
2007	New York Jets	Assistant Defensive Backs/Director of Player Development
2008	New York Jets	Defensive Backs
2009-2011	Cleveland Browns	Defensive Backs
2012-2015	Dallas Cowboys	Defensive Backs
2016-2019	Atlanta Falcons	Passing Game Coordinator/Secondary
2020-2023	New York Giants	Defensive Backs
2024	New York Giants	Defensive Backs/Defensive Passing Game Coordinator
2025	Indianapolis Colts	Defensive Backs

The Giants finished eighth in the league in pass defense (210.6 yards per game) in 2024. Henderson worked with a young secondary that featured second-year cornerback Deonte Banks, third-year cornerback Cor'Dale Flott, third-year safety Dane Belton and fourth-year safety Jason Pinnock. Banks established a single-season career high with 12 passes defended and was one of 18 players in the league to register 10-plus passes defended in each of the last two seasons. Pinnock ranked fourth on the team in tackles (85), tying his single-season career high.

In 2023, Henderson was instrumental in the development of Banks, whom the team selected in the first round (24th overall) of the 2023 NFL Draft. Banks started 15 games and totaled 64 tackles (53 solo), 2.0 tackles for loss, two interceptions and 11 passes defended. Among rookies, he ranked eighth in tackles. His 11 passes defended tied for the team high with safety Xavier McKinney and were the most by a Giants rookie since 2001. McKinney played all 1,128 defensive snaps and had 116 tackles, while Pinnock and cornerback Adoree' Jackson each returned interceptions for touchdowns.

The Giants allowed 214.0 passing yards a game in 2022 to finish 14th in the NFL, which was the team's highest ranking since 2013 (10th). Henderson developed rookies Flott and Belton.

In his first season with the Giants in 2020, Henderson helped the pass defense improve from 28th in the NFL the previous season to a tie for 16th. The Giants allowed 237.9 passing yards per game, which was a 26.2-yard





COACHING STAFF

improvement over their 2019 average. Cornerback James Bradberry earned first career Pro Bowl selection after tying for second in the NFL with 18 passes defended. Henderson assisted Logan Ryan transition from cornerback to safety, and he finished second on the team with 92 tackles (67 solo).

Prior to joining the Giants, Henderson spent four years (2016-19) as defensive passing game coordinator/secondary coach for the Atlanta Falcons. In 2016, the Falcons defense tied for third in the NFL in interceptions returned for touchdowns (three). The team also finished third in the league in interception return yards (279) and passes defended (89).

From 2012-15, Henderson was the defensive backs coach for the Dallas Cowboys. In 2015, the Cowboys boasted the league's fifth-best pass defense (227.3 yards per game). Henderson's unit helped Dallas rank eighth in run defense (103.1 yards per game) in 2014.

Henderson served three seasons (2009-2011) as defensive backs coach in Cleveland. His group recorded seven of the club's nine interceptions in 2011 and finished second in the NFL in pass defense (184.9 yards per game). In 2010, Henderson was instrumental in the development of two draft picks in rookie cornerback Joe Haden (first round, seventh overall) and rookie safety T.J. Ward (second round, 38th overall). Haden led the team with 18 passes defended, which were the most among rookies and tied for the fifth-most in the NFL. Ward finished as the team leader in tackles (105) and led all rookies in that category. Both players earned consensus All-Rookie selections.

From 2006-08, Henderson served as defensive backs coach (2008), assistant defensive backs/director of player development (2007) and director of player development (2006) with the New York Jets.

In 2008, Henderson guided Pro Football Hall of Fame cornerback Darrelle Revis to his first career Pro Bowl selection after leading the team with five interceptions. He helped Revis, selected by the team in the first round (14th overall) of the 2007 NFL Draft, make the transition to the league. As a rookie, Revis led the team in passes defended (17), while finishing second in tackles (88) and interceptions (three). His 17 passes defended tied for fifth in the league and were the most among all rookies.

Prior to coaching, Henderson played eight seasons in the NFL as a defensive back with the New England Patriots (1991-93, 1996), Buffalo Bills (1993-94), Philadelphia Eagles (1995) and Jets (1997-98). Originally selected by the Patriots in the second round (41st overall) of the 1991 NFL Draft, he appeared in 98 career regular season games (34 starts) and recorded nine interceptions. Henderson played in Super Bowl XXXI with the Patriots and Super Bowl XXVIII as a member of the Bills. Collegiately, he starred at Clemson (1987-90).

Henderson has been married to his beautiful wife and the love of his life Traci for over 30 years. Traci is a strong, proud breast cancer survivor. They have three children – daughter, Jazmin, and boy and girl twins, Taylor and Tyler.

CHRIS HEWITT



PASS GAME COORDINATOR/SECONDARY

JOINED COLTS: 2025

COACHING EXPERIENCE: 23RD YEAR

COLLEGE: CINCINNATI

HOMETOWN: KINGSTON, JAMAICA

Hewitt is in his first season with the Colts as the team's pass game coordinator/secondary coach. He has 22 years of coaching experience, including the last 13 seasons in the NFL.

Prior to Indianapolis, Hewitt spent 13 seasons with the Baltimore Ravens in a variety of roles, including assistant head coach/pass game coordinator (2024), pass game coordinator/secondary coach (2020-23), defensive backs coach (2015-19), assistant secondary coach (2014) and assistant special teams coach (2012-13).

HEWITT'S FOOTBALL CAREER

2003	Notre Dame	Strength and Conditioning Assistant
2004	Rutgers	Graduate Assistant
2005-2007	Rutgers	Director of Speed and Skill Development
2008-2009	Rutgers	Cornerbacks
2010-2011	Rutgers	Running Backs
2012-2013	Baltimore Ravens	Assistant Special Teams
2014	Baltimore Ravens	Assistant Secondary
2015-2019	Baltimore Ravens	Defensive Backs
2020-2023	Baltimore Ravens	Pass Game Coordinator/Secondary
2024	Baltimore Ravens	Assistant Head Coach/Pass Game Coordinator
2025	Indianapolis Colts	Pass Game Coordinator/Secondary

Hewitt coached several Ravens' defensive backs to Pro Bowl honors, including Kyle Hamilton (2023-24), Marlon Humphrey (2019-20, 2022 and 2024), Marcus Peters (2019), Earl Thomas III (2019) and Eric Weddle (2016-18).





COACHING STAFF

With Hewitt leading the secondary (2015-24), Baltimore's defense ranked at or near the top of the NFL in several categories, including points allowed per game (19.8 – second), yards allowed per game (322.3 –first) and opponent third down percentage (36.4 – second). The secondary also contributed to the NFL's third-ranked opponent passer rating (85.8) and third-ranked opponent completion percentage (62.2).

In 2024, the Ravens ranked in the top 10 in the NFL in total defense (324.2 yards per game – 10), rushing defense (80.1 yards per game – first), sacks (54 – second) and passes defended (82 – sixth) en route to their second consecutive AFC North Championship. Baltimore led the NFL in Pro Bowlers, including Hamilton and Humphrey. Hamilton (Second Team) and Humphrey (First Team) were also named Associated Press All-Pros.

As the 2023 AFC North Champions, the Ravens finished as the first defense in NFL history to lead the league in scoring (16.5 points per game), sacks (60) and takeaways (31). The unit also ranked in the top 10 in total defense (301.4 yards per game – sixth), pass defense (191.9 yards per game – sixth), third down percentage (36.4 – seventh) and red zone defense (40.8 percent – second). Hamilton set a franchise record for a defensive back with 10.0 tackles for loss en route to First Team All-Pro and Pro Bowl honors. Fellow safety Geno Stone ranked second in the league with seven interceptions.

In 2022, Baltimore ranked in the top 10 in the NFL in several categories, including points allowed per game (18.5 – third), total defense (324.3 yards per game – tied-ninth), run defense (92.1 yards per game – third), fewest touchdowns allowed (32 – tied-second), third down percentage (34.93 – fourth), red zone percentage (46.4 – third) and goal to go percentage (61.29 – third). Humphrey was named to his third-career Pro Bowl after finishing as one of two defensive backs to record at least three interceptions and 3.0 sacks. Hamilton earned PFWA All-Rookie honors.

The Ravens ranked third in run defense (84.5 yards per game) and third down percentage (34.8) in 2021. Hewitt was instrumental in the development of rookie defensive back Brandon Stephens, who played in all 17 games (11 starts) and compiled 74 tackles (46 solo), 1.0 tackle for loss, four passes defended and four special teams stops. He finished with the third most tackles by a rookie defensive back in team history.

In 2020, Hewitt's group helped the Ravens finish sixth in the NFL in pass defense (221.0 yards per game), second in points allowed per game (18.9), seventh in yards per game (329.8), second in third down percentage (34.0) and first in forced fumbles (25). Humphrey was named to the Pro Bowl after setting a franchise single-season record in forced fumbles (eight) and registering a team-high 11 passes defended. Peters tied for the third-most takeaways (four interceptions and two fumble recoveries) in the NFL.

Baltimore earned a second consecutive AFC North title in 2019 after registering a franchise-best 14-2 record. The Ravens defense ranked third in the NFL in points allowed per game (17.6), fourth in yards per game (300.6), sixth in pass defense (207.2 yards per game) and second in defensive passer rating (77.5). Baltimore recorded six defensive touchdowns, including five by defensive backs, which tied for the second most in franchise history and also tied for the most in the NFL. Hewitt worked with a secondary that sent three players to the Pro Bowl in Humphrey, Peters and Thomas III.

In 2018, Baltimore boasted the league's best defense (292.9 yards per game), while earning its first AFC North Championship since 2012. The Ravens defense ranked second in the NFL in points allowed per game (17.9), fifth in pass defense (210.0 yards per game), second in defensive passer rating (80.6) and third in third down percentage (34.1). Weddle earned his third-consecutive Pro Bowl.

Baltimore led the NFL in interceptions (22) in 2017 for the second-straight year and finished 10th in the league in pass defense (213.8 yards per game). The Ravens finished with the best turnover differential (+17) in the NFL while producing the second-most defensive touchdowns (five). Weddle was selected to the Pro Bowl.

From 2014-16, Baltimore was one of three teams to finish ranked in the top 10 in each season in total defense. In 2016, Weddle earned Pro Bowl honors after tying for the team-high in interceptions (four) and registering a career-high 13 passes defended.

In his second season as assistant special teams coach, Hewitt helped wide receiver/return specialist Tandon Doss lead the NFL in punt return average (15.6) in 2013. The Ravens ranked second in kickoff return average (26.4) and third in punt return average (14.2), while registering an NFL-high 12 punt returns of 20-plus yards.

In 2012, Hewitt was part of the Ravens' Super Bowl XLVII Championship team. Return specialist Jacoby Jones led the NFL in kickoff return average (30.7) and kickoff return touchdowns (two). He tied a league-record with three kick return touchdowns (108- and 105-yard kickoff returns and a 63-yard punt return) and set a Super Bowl record with 290 combined yards, including an NFL-postseason-record 108-yard kickoff return touchdown.

Hewitt participated in the NFL's Minority Coaching Fellowship Program with the Ravens (2006 and 2008), Philadelphia Eagles (2005) and Cleveland Browns (2001).





COACHING STAFF

Prior to coaching in the NFL, Hewitt spent 11 years at Rutgers in a variety of roles, including running backs coach (2010-11), cornerbacks coach (2008-09), director of speed and skill development (2005-07) and graduate assistant (2004).

Rutgers ranked second in the Big East in pass defense in 2009 (204.5 yards per game) and 2008 (191.3 yards per game). Hewitt mentored cornerbacks Jason (2005-08) and Devin McCourty (2006-09). Jason went on to be selected by the Tennessee Titans in the sixth round (203rd overall) of the 2009 NFL Draft, while Devin was selected by the New England Patriots in the first round (27th overall) of the 2010 NFL Draft.

As the director of speed and skill development, Hewitt worked with running back Ray Rice, who set all-time school rushing records with 910 carries for 4,926 yards and 49 touchdowns. Rice became the first player in Rutgers history to rush for 1,000-plus yards in three seasons (2005-07).

Hewitt initially joined the Rutgers' staff as a graduate assistant in 2004.

In 2003, he served as the assistant strength and conditioning coach at Notre Dame.

Hewitt played in 39 career games (four starts) in three seasons (1997-99) with the New Orleans Saints and compiled 29 tackles (22 solo), 3.0 sacks, one pass defended, one forced fumble, one fumble recovery and 19 special teams stops. He originally signed with the Saints as an undrafted free agent in 1997. Hewitt was named the NFC Special Teams Player of the Week in Week 12 vs. Seattle (11/16/97) after blocking a punt.

As a defensive back at Cincinnati, he was a four-year letterman (1993-96) and a two-time All-Conference USA selection (1995-96). Hewitt was named to the All-Liberty Bowl Alliance team in 1995 and the All-Independent Football Alliance team in 1993. He was also named the team's Newcomer of the Year in 1993 after averaging 31.5 yards per kick return, which was the second best single-season return average in school history at the time. Hewitt earned a bachelor's degree in criminal justice.

Hewitt attended Dwight Morrow High School in Englewood, N.J., where he participated in football, basketball and track.

Hewitt was born in Kingston, Jamaica before moving to New Jersey when he was five years old. Him and his wife, Tanisha, have three daughters (Azia, Briana and Christina) and a son (Christopher, Jr.).

RICHARD HOWELL



SR. HEAD STRENGTH AND CONDITIONING

JOINED COLTS: 2000

COACHING EXPERIENCE: 32ND YEAR

COLLEGE: DAVIDSON

HOMETOWN: BLADENBORO, N.C.

Howell enters his 26th season with the Colts and his second as sr. head strength and conditioning coach. He previously served as the team's head strength and conditioning coach (2018-23) and assistant strength and conditioning coach (2000-2017).

HOWELL'S FOOTBALL CAREER

1994-1998	Davidson	Assistant Coach
1998-1999	North Carolina	Graduate Assistant
1999	Barcelona Dragons	Strength and Conditioning
2000-2017	Indianapolis Colts	Assistant Strength and Conditioning
2018-2023	Indianapolis Colts	Head Strength and Conditioning
2024-2025	Indianapolis Colts	Sr. Head Strength and Conditioning

During the 2024 offseason, Howell assisted with implementing a new sports performance program that focuses on collaboration with strength & conditioning, sports science, nutrition, sports medicine, coaching, analytics and personnel to enhance athletic performance by delivering world-class assessment, position-specific training and athlete management.

Howell helped Indianapolis reach the playoffs in 2018 and 2020.

In 2018, he was part of a Colts team that finished with a 10-6 regular season record, won in the AFC Wild Card Round and had an appearance in the AFC Divisional Round. Indianapolis became the third team in NFL history to start a season 1-5 and make the playoffs. Additionally, the Colts were the second team in NFL history to start a season 1-5 and win a playoff game. Indianapolis has reached the playoffs 14 times during Howell's tenure on staff.





COACHING STAFF

In 2012, Howell helped install a new strength and conditioning program, which assisted the Colts to three consecutive 11-5 records and playoff berths (2012-14), including the AFC South Division Title in 2013 and 2014.

While with the Colts, he has also assisted in coordinating player development programs (2009-2011), one of which was honored by the NFL in 2009 as the league’s Outstanding Financial Education Program.

Howell previously served as a graduate assistant at the University of North Carolina in the strength and conditioning department (1998-99) and was the head strength and conditioning coach for the Barcelona Dragons of NFL Europe in 1999.

He started his coaching career as an assistant coach at Davidson College from 1994-98 and spent the summer of 1997 as an intern in the Carolina Panthers scouting department.

Howell was a quarterback at Davidson (1990-93) and was the team captain as a senior. Upon graduation, he held five school records and finished his senior season ranked fourth nationally in scoring for Division I-AA football. Howell played one season for Akersberga in Sweden. He holds a bachelor’s degree in biology from Davidson. Howell earned a master’s degree in performance coaching from Setanta College.

Howell is a certified strength and conditioning specialist by the National Strength and Conditioning Association and a certified member of Functional Movement Systems. He and his wife, Karen, have three children, Alexis, Jacob and Joshua.

TJ INGELS


ASSISTANT TO THE HEAD COACH

JOINED COLTS: 2023
 COACHING EXPERIENCE: 13TH YEAR
 COLLEGE: WISCONSIN
 HOMETOWN: SHEBOYGAN, WIS.

Ingels is in his third season with the Colts as the team’s assistant to the head coach. Prior to the NFL, he had 10 years of football operations experience at the collegiate level.

INGELS’ FOOTBALL CAREER		
2013	North Carolina State	Graduate Assistant
2013	North Carolina State	Director of Recruiting Operations
2014	Pittsburgh	Director of Football Operations
2015-2022	Wisconsin	Director of Football Operations
2023-2025	Indianapolis Colts	Assistant to the Head Coach

Ingels provides assistance to Head Coach Shane Steichen by preparing the weekly practice plan, call sheets and scripts. He also helps with scout team preparation.

Prior to Indianapolis, Ingels served as the director of football operations at his alma mater, Wisconsin, for eight seasons (2015-22). He was responsible for coordinating the day-to-day operation of the Badgers football program.

In 2014, Ingels was the director of football operations at the University of Pittsburgh, where he worked under former Wisconsin Head Coach Paul Chryst.

Prior to Pittsburgh, Ingels served as an offensive graduate assistant at North Carolina State in 2013, eventually earning the title of director of recruiting operations for the Wolfpack.

He spent two seasons (2011-12) with the San Francisco 49ers as an equipment intern.

From 2006-2010, Ingels was a student assistant at Wisconsin while pursuing his degree. He was team’s head offensive student manager for four of those seasons.

Ingels earned a bachelor’s degree in agricultural business management from Wisconsin in 2011. He and his wife, Margaret, got married in 2019.





COACHING STAFF

BRENT JACKSON



DEFENSIVE QUALITY CONTROL

JOINED COLTS: 2022
COACHING EXPERIENCE: 11TH YEAR
COLLEGE: LOUISIANA
HOMETOWN: LAFAYETTE, LA.

Jackson enters his fourth season with the Colts and his third as defensive quality control coach. He served as one of two inaugural Tony Dungy Diversity Coaching Fellows for the 2022 season. Jackson came to Indianapolis with seven years of collegiate coaching experience.

In 2024, the Colts ranked tied for seventh in the NFL in takeaways (25) and also finished tied for first in red zone takeaways (six). Indianapolis registered 17 forced fumbles, which ranked tied for third in the NFL. Jackson assisted the defensive backs throughout the season and led safety Nick Cross to a career year. Cross started all 17 games and registered career highs in tackles (145), solo tackles (86), tackles for loss (6.0), passes defended (five), interceptions (three) and forced fumbles (one). He also guided Samuel Womack III, who the team claimed off waivers after training camp, to single-season career highs in tackles (36), solo tackles (26), passes defended (nine) and interceptions (two).

Following the 2024 season, Jackson served as a defensive backs coach for the American Team at the 2025 Senior Bowl.

Indianapolis ranked fifth in the NFL in tackles for loss (94.0) and sacks (51.0), while finishing tied for fifth in forced fumbles (17.0) in 2023. The Colts also ranked fourth in opponent negative play yards (-512). The team recorded 14 consecutive games with a takeaway to open the season, which was the longest streak in the NFL in 2023. Jackson worked with the defensive backs group, including safety Julian Blackmon, who had a career year in which he set single-season career highs in almost every defensive category, including tackles (88), solo tackles (65), tackles for loss (5.0), passes defended (eight), interceptions (four) and fumble recoveries (two).

In 2022, the Colts finished the season in the top 10 in the league in sacks (44 – tied-10th), tackles for loss (91 – fifth), forced fumbles (13 – tied-eighth), fumble recoveries (11 – tied-fourth), opponent negative plays (31 – fifth), third down percentage (37.95 – 10th) and opponent three-and-out percentage (22.3 – eighth). The unit's 44 sacks were the most in franchise history since 2005 (46).

Prior to Indianapolis, Jackson was a graduate assistant working with the defensive backs at Oregon after serving in the same role at Auburn in 2021.

He spent two years at Illinois as a defensive analyst (2020) and graduate assistant working with the defensive backs (2019). Jackson helped Illinois get a bid to the 2019 Redbox Bowl, which was the school's first bowl in five years.

He coached four seasons at his alma mater, Louisiana, as a defensive analyst (2018) and defensive student assistant (2015-17). Jackson was part of a coaching staff that led the Ragin' Cajuns to postseason play in 2016 and 2018.

He earned his master's of kinesiology in sport management from LSU in 2020 after earning his bachelor's of kinesiology in sport management from Louisiana in 2018.

JACKSON'S FOOTBALL CAREER

2015-2017	Lafayette	Defensive Student Assistant
2018	Lafayette	Defensive Analyst
2019	Illinois	Graduate Assistant
2020	Illinois	Defensive Analyst
2021	Auburn	Graduate Assistant
2022	Oregon	Graduate Assistant
2022	Indianapolis Colts	Tony Dungy Diversity Coaching Fellow
2023-2025	Indianapolis Colts	Defensive Quality Control





COACHING STAFF

CATO JUNE



ASSISTANT LINEBACKERS

JOINED COLTS: 2022
COACHING EXPERIENCE: 15TH YEAR
COLLEGE: MICHIGAN
HOMETOWN: WASHINGTON, DC

June is in his fourth season with the Colts as the team's assistant linebackers coach. He has 14 years of coaching experience.

In 2024, the Indianapolis defense ranked tied for seventh in the NFL in takeaways (25) and tied for first in the league in red zone takeaways (six). The Colts also ranked 10th in the NFL in tackles for loss (88) and tied for third in forced fumbles (17). June tutored linebacker Zaire Franklin, who garnered Associated Press Second Team All-Pro and Pro Bowl honors. Franklin compiled a league-high 173 tackles (93 solo) and added 11.0 tackles for loss, 3.5 sacks, six passes defended, two interceptions and five forced fumbles. He ranked tied for second in the NFL in forced fumbles and tied for third in solo tackles. June also worked with linebacker E.J. Speed, who finished the season ranking tied for 11th in tackles (142) and tied for third in solo tackles (93).

Indianapolis ranked fifth in the NFL in tackles for loss (94.0) and sacks (51.0), while finishing tied for fifth in forced fumbles (17.0) in 2023. The Colts also ranked fourth in opponent negative play yards (-512). The team recorded 14 consecutive games with a takeaway to open the season, which was the longest streak in the NFL in 2023.

June mentored Franklin and Speed to careers seasons, with Franklin finishing the year ranking second in tackles and solo tackles in the NFL. Franklin surpassed his own franchise single-season record of tackles (166) from 2022, posting 179 during the 2023 campaign. Speed posted 100 tackles (76 solo) and single-season career highs in tackles for loss (12.0) and forced fumbles (three). His 12.0 tackles for loss were also a team high.

Following the season, June served as the linebackers coach for the American Team at the 2024 Senior Bowl.

In 2022, Indianapolis finished the season in the top 10 in the league in sacks (44 – tied-10th), tackles for loss (91 – fifth), forced fumbles (13 – tied-eighth), fumble recoveries (11 – tied-fourth), opponent negative plays (31 – fifth), third down percentage (37.95 – 10th) and opponent three-and-out percentage (22.3 – eighth). The unit's 44 sacks were the most in franchise history since 2005 (46).

June assisted with Franklin and Bobby Okereke and helped them register career years. Franklin finished with 166 tackles (102 solo), 12.0 tackles for loss, 3.0 sacks, six passes defended and three forced fumbles. Okereke tallied 149 tackles (97 solo), 6.0 tackles for loss, five passes defended, two forced fumbles and two fumble recoveries. Franklin set the single-season franchise tackle record and Okereke compiled a single-season career high in tackles. The duo ranked in the top 10 in the NFL in total tackles (Franklin – fourth; Okereke – 10th) and solo tackles (Franklin – fifth; Okereke – ninth). Franklin had 10 games with 10+ tackles, which tied for the most in the league.

Prior to his return to Indianapolis, June served as run game coordinator/outside linebackers coach at Bowling Green in 2021. He helped the Falcons transition to a 3-4 scheme and guided defensive lineman Blaine Spires to single-season career highs in tackles (35), solo tackles (18), tackles for loss (5.0) and sacks (1.5).

June was the outside linebackers coach at the University of Massachusetts for one season (2020) that was cut short due to the COVID-19 pandemic.

From 2016-19, he worked at Howard in numerous roles, including recruiting coordinator/linebackers coach (2019), recruiting coordinator/safeties coach (2017-18) and running backs coach (2016). From 2017-18, the Bison held opponents to only 218.7 passing yards per game.

June served as head coach at Charles Herbert Flowers (Md.) High School in 2015 and at his alma mater, Anacostia (Washington, DC) High School, from 2012-14. He began his coaching career as the defensive coordinator at Anacostia in 2011.

JUNE'S FOOTBALL CAREER

2011	Anacostia (Washington, DC) High School	Defensive Coordinator
2012-2014	Anacostia (Washington, DC) High School	Head Coach
2015	Charles Herbert Flowers (Md.) High School	Head Coach
2016	Howard	Running Backs
2017-2018	Howard	Recruiting Coordinator/Safeties
2019	Howard	Recruiting Coordinator/Linebackers
2020	Massachusetts	Outside Linebackers
2021	Bowling Green	Defensive Run Game Coordinator/Outside Linebackers
2022-2025	Indianapolis Colts	Assistant Linebackers





COACHING STAFF

Originally selected by Indianapolis in the sixth round (198th overall) of the 2003 NFL Draft, June played in 89 career games (73 starts) in his time with the Chicago Bears (2009), Tampa Bay Buccaneers (2007-08) and Colts (2003-06) and compiled 490 tackles (343 solo), 3.0 tackles for loss, 1.0 sack, 26 passes defended, 12 interceptions (two returned for touchdowns), three forced fumbles, three fumble recoveries and 14 special teams stops. He also appeared in eight postseason contests (seven starts) and recorded 51 tackles (23 solo), two passes defended and one interception. June was a member of Indianapolis' Super Bowl XLI championship team. In 2005, June was selected Associated Press Second Team All-Pro and was named to the Pro Bowl after he started all 13 games he appeared in and registered 102 tackles (67 solo), seven passes defended and five interceptions (two returned for touchdowns).

Collegiately, June appeared in 36 career games (26 starts) as a safety at Michigan (1998-2002) and tallied 138 tackles (102 solo), 10.0 tackles for loss, 6.0 sacks, eight passes defended, three interceptions, four forced fumbles and three fumble recoveries. He majored in general studies during his time at Michigan.

June attended Anacostia (Washington, DC) High School and was a three-year starter at defensive back. He earned Parade All-American honors and Second Team *USA Today* All-America recognition. June was named All-MET Defensive Player of the Year and Gatorade Player of the Year. He helped lead Anacostia to the DCIAA Football Championship in each of his last three seasons and won the championship as a sophomore. A standout basketball player, June earned All-League recognition as a senior and was a member of three DCIAA Basketball Championship winning teams. He also participated in track and field and was the DCIAA City Champion in the triple jump as a junior. June was the class salutatorian, class president and a member of the National Honor Society. He was inducted into the Anacostia Hall of Fame in 2021.

He and his wife, Nicole, have a son, Cato Jr.

SAM KHYM



STRENGTH & CONDITIONING ASSISTANT/PERFORMANCE THERAPIST
JOINED COLTS: 2022
COACHING EXPERIENCE: 4TH YEAR
COLLEGE: MICHIGAN
HOMETOWN: ARDSLEY, N.Y.

Khyim enters his fourth season with Indianapolis and his second as strength & conditioning assistant/performance therapist. He was the club's functional movement therapist/conditioning for two years (2022-23). Khyim served as a summer intern for the Colts' sports medicine department prior to the 2021 season.

KHYM'S FOOTBALL CAREER		
2022-2023	Indianapolis Colts	Functional Movement Therapist/Conditioning
2024-2025	Indianapolis Colts	Strength & Conditioning Assistant/Performance Therapist

During the 2024 offseason, Khyim assisted with implementing a new sports performance program that focuses on collaboration with strength & conditioning, sports science, nutrition, sports medicine, coaching, analytics and personnel to enhance athletic performance by delivering world-class assessment, position-specific training and athlete management.

Before Indianapolis, he completed two seasons as a graduate athletic training student with the University of Virginia football team (2020-21) where he also received his master's of science in athletic training.

Prior to Virginia, he attended Columbia University (2017-2020) and received his Doctorate in Physical Therapy (DPT).

Khyim worked as a student manager with the Michigan football team (2015-2017) where he received his bachelor's degree in movement science from the School of Kinesiology.

Khyim is a certified physical therapist (PT) through the Federation of State Boards of Physical Therapy (FSBPT), a certified athletic trainer (ATC) through the Board of Certification (BOC) and a certified strength and conditioning specialist (CSCS) through the National Strength and Conditioning Association (NSCA).

He is married to his wife, Katie.





COACHING STAFF

TOM MANNING



TIGHT ENDS

JOINED COLTS: 2023
COACHING EXPERIENCE: 20TH YEAR
COLLEGE: MOUNT UNION
HOMETOWN: YOUNGSTOWN, OHIO

Manning is in his fourth season with the Colts as the team's tight ends coach. He rejoined Indianapolis in 2023 after serving in the same capacity for the team in 2018. He has 19 years of coaching experience, including 15 seasons at the collegiate level. Manning was a three-time Broyles Award (nation's top assistant) semifinalist.

Since 2023, the Colts have scored at least 20 points in 25 games, which ranks tied for eighth in the NFL.

For the second consecutive season, Indianapolis ranked in the top 10 in the NFL in rushing yards per game (137.1 – eighth) in 2024. The Colts tied for the seventh-fewest sacks allowed (32) and ranked sixth in games with no sacks allowed (four). Manning's group of veterans Mo Alie-Cox, Kyle Granson, Will Mallory and Drew Ogletree helped pave the way for running back Jonathan Taylor to finish fourth in the league in rushing yards (1,431). Granson led the position group with 14 receptions for 182 yards, while Alie-Cox and Ogletree each recorded a receiving touchdown.

In 2023, the Colts finished in the top 10 in the NFL in points per game (23.3 – tied-10th) and rushing yards per game (121.1 – 10th). The Indianapolis tight ends compiled 70 receptions for 883 yards and six touchdowns. Granson led the position group with 30 receptions for 368 yards (12.3 avg.) and one touchdown. He established single-season career highs in receptions, receiving average and receiving touchdowns. Manning tutored Mallory, whom the team selected in the fifth round (162nd overall) of the 2023 NFL Draft. Mallory finished his rookie season with 18 receptions for 207 yards.

Prior to returning to the Colts, Manning was most recently hired by the University of Cincinnati as the team's offensive coordinator and tight ends coach in 2023.

In his second stint at Iowa State from 2019-22, Manning helped produce three of the most prolific offenses in the history of Cyclone football while serving as offensive coordinator (2021-22), offensive coordinator/tight ends (2020) and offensive coordinator/running backs (2019). Iowa State broke the school record for total offense (444.3) and had the third-best scoring offense (32.2) in school history in 2019 and followed it up with the second-best scoring offense (32.9) and third-best total offense (436.3) totals in Cyclone history in 2020.

In 2021, the Cyclones recorded the fourth-best scoring average (31.3) and the fifth-best total offense (424.5) in the history of the program. Iowa State also ranked second nationally in red zone offense, converting on 47-of-49 trips (95.9 percent). Consensus All-American running back Breece Hall compiled 253 carries for 1,472 yards and 20 touchdowns. He also registered 36 receptions for 302 yards and three touchdowns. Hall's 1,774 all-purpose yards were the third-most in single-season school history. He set school career records in scoring (336 points) and total touchdowns (56), and broke the all-time NCAA FBS record for consecutive games with a rushing touchdown (24). Hall was named the Big 12 Offensive Player of the Year for the second consecutive season. He was selected by the New York Jets in the second round (36th overall) of the 2022 NFL Draft.

Manning was instrumental in the development of quarterback Brock Purdy, who set or tied 32 school records and is the school's winningest quarterback with 30 wins. Purdy's career totals in total offense (13,347 – seventh), completions (993 – seventh) and passing yards (12,170 – eighth) all rank in the top 10 in Big 12 history. He was selected by the San Francisco 49ers in the seventh round (262nd overall) of the 2022 NFL Draft.

In 2020, Iowa State finished the regular season in first place in the final Big 12 standings, made the Big 12 Championship game and qualified for a New Year's Six bowl for the first time in school history. The Cyclones defeated Oregon in the PlayStation Fiesta Bowl. The Cyclones averaged 239.5 passing yards per game and 195.0 rushing yards per game. They ranked third in the Big 12 in rushing and ninth nationally in rushing touchdowns (school record 31).

MANNING'S FOOTBALL CAREER		
2006	Massillon (Ohio) Jackson High School	Offensive Line
2007-2008	Emory & Henry (Va.) College	Offensive Line/Run-Game Coordinator
2009	Toledo	Graduate Assistant
2010	Toledo	Director of Football Operations
2011	Mount Union	Offensive Line
2012-2015	Toledo	Offensive Line
2016-2017	Iowa State	Offensive Coordinator/Offensive Line
2018	Indianapolis Colts	Tight Ends
2019	Iowa State	Offensive Coordinator/Running Backs
2020	Iowa State	Offensive Coordinator/Tight Ends
2021-2022	Iowa State	Offensive Coordinator
2023-2025	Indianapolis Colts	Tight Ends





COACHING STAFF

Hall led the nation in rushing yards (1,527) and broke school records in rushing touchdowns (21), total touchdowns (23), multi-touchdown rush games (eight) and consecutive games with a rushing touchdown (12). He became Iowa State's first-ever unanimous All-American.

The Cyclones garnered significant contributions at tight end as the position group ranked first nationally in receptions (82) and second in receiving yards (1,057). All three of his tight ends – Charlie Kolar, Chase Allen, Dylan Soehner – earned All-Big 12 recognition in 2020, including All-America honors for the second-straight season for Kolar. Kolar, Iowa State's first-ever three-time All-American and three-time Academic All-American, has the most career receptions (168), career receiving yards (2,181) and career touchdowns (23) by a tight end in program history. He was the winner of the 2021 William V. Campbell Trophy, given annually to college football's top scholar-athlete. Kolar was selected by the Baltimore Ravens in the fourth round (128th overall) of the 2022 NFL Draft.

In 2019, the Cyclones averaged the most yards per game in the history of the program at 444.3, breaking a record that stood since 1976. Purdy set virtually all of Iowa State's season passing marks, including passing yards (3,982) and passing touchdowns (27), to help the Cyclones break another school record and rank 11th nationally in passing offense (311.3).

With Indianapolis in 2018, Manning was part of a Colts team that finished with a 10-6 regular season record, won in the AFC Wild Card Round and had an appearance in the AFC Divisional Round. Indianapolis became the third team in NFL history to start a season 1-5 and make the playoffs. Additionally, the Colts were the second team in NFL history to start a season 1-5 and win a playoff game.

Indianapolis finished ranked in the top 10 in points per game (27.1 – fifth), yards per game (386.2 – seventh), passing yards per game (278.8 – sixth), fewest sacks allowed (18 – first), first downs per game (23.2 – sixth), third down percentage (48.6 percent – first) and red zone percentage (68.75 percent – fifth). Quarterback Andrew Luck threw for 4,593 yards and 39 touchdowns while tying an NFL record with touchdown passes to 13 different targets. He was named the Associated Press NFL Comeback Player of the Year.

Manning's group of Eric Ebron (14), Erik Swoope (three), Mo Alie-Cox (two), Jack Doyle (two) and Ryan Hewitt (one) combined for 22 touchdowns (21 receiving, one rushing). The unit's 21 touchdown receptions were a single-season franchise record and led the NFL in 2018. Colts tight ends accounted for 108 receptions, which ranked fifth in single-season team history and was third-most in the league in 2018.

Ebron established single-season career highs in receptions (66), receiving yards (750), receiving touchdowns (13) and total touchdowns (14). His 13 receiving touchdowns set a Colts single-season record for a tight end. Ebron led all tight ends in receiving touchdowns and tied for the second-most among all players. His 14 total touchdowns tied for fifth in the NFL, and he was selected to his first career Pro Bowl.

Manning was the offensive coordinator/offensive line coach at Iowa State from 2016-17. He helped produce two of the most productive offensive seasons in Cyclones history, averaging 27.7 points in 2016 and 29.2 points in 2017 (tied-fifth in school history).

With Manning calling the plays, Iowa State averaged 421.6 yards of total offense in 2016, the seventh-best total in school history, and established then the top-two passing offenses in the history of the program (272.9 in 2017; 258.8 in 2016).

In 2017, the Cyclones finished with an 8-5 record, the second-most wins in school history, and a victory in the 2017 Liberty Bowl over Memphis, only the fourth bowl win in the history of the program. Iowa State also broke the school record for wins over ranked opponents (three), victories on the road (five) and appeared in the AP national rankings for the first time in 12 years.

Manning's offense produced on the ground and in the air as Iowa State registered a school-record five 300-yard passing games with three different quarterbacks and a 1,000-yard rusher in First Team All-Big 12 running back David Montgomery.

Wide receiver Allen Lazard joined Montgomery as a First Team All-Big 12 selection and finished his career with school records in receptions (241), receiving yards (3,360) and 100-yard receiving games (12).

The Cyclones tallied five 40-point games, tying the school record, recorded 274 first downs, the second-best total in the program's record book, and had 47 touchdowns, ranking third in school history.

Discipline was one characteristic of Manning's unit. The Cyclones broke the school record for fewest turnovers in a season with 10, ranking second nationally, and ranked 14th nationally in fewest penalties per game at 4.38. Iowa State went nearly the entire season without losing a fumble, tying the FBS record for fewest lost fumbles in a season with only one, which occurred in the final four minutes of the Liberty Bowl. The offensive line allowed just 19.0 sacks





COACHING STAFF

during the season, ranking second in the Big 12 and 26th nationally.

In 2016, Iowa State averaged 421.6 yards of total offense which was the fourth-best single-season total in school history. The Cyclones registered a 1,000-yard receiver in All-Big 12 performer Lazard – one of four players to break the 1,000-yard plateau in school history – and three 500-yard rushers (Montgomery, Mike Warren and Joel Lanning) for the first time in school history. Against Big 12 competition, the Cyclones set school records in the Big 12 era (1996-present) in scoring (29.4) and total offense (439.8).

Following the season, Manning was recognized for his work as one of 40 semifinalists for the Broyles Award, given annually to the nation's top assistant coach.

Prior to Iowa State, Manning spent four seasons (2012-15) as the offensive line coach at Toledo. The Rockets tallied three nine-win seasons and qualified for three bowl appearances in his four seasons at Toledo.

Despite replacing five starters from the season before, Toledo was one of just 12 teams in the FBS in 2015 to rank in the nation's top 40 in both passing and rushing, as the Rockets won nine games and advanced to a bowl game. Manning's unit allowed just 4.0 sacks during the season, ranking second nationally. Manning was named the 2015 *FootballScoop* Offensive Line Coach of the Year for his work with the line. Offensive lineman Storm Norton earned First Team All-MAC honors in his first full season as a starter.

In 2014, three Rocket offensive linemen earned All-MAC honors: Greg Mancz, Josh Hendershot and Jeff Myers. Mancz tallied First Team All-MAC honors and was named a Second Team All-America selection by the Football Writers Association of America. Mancz also became the first lineman in MAC history to win the Vern Smith Leadership Award, presented annually to the league's top player.

Toledo led the Mid-American in just about every major offensive category in 2014, including scoring offense (36.6), total offense (490.5) and rushing offense (256.4). The season culminated with a nine-touchdown performance in a 63-44 victory over Arkansas State in the GoDaddy Bowl, capping a 9-4 season.

The Rockets led the nation by allowing just 6.0 sacks in 2013. Toledo's offense ranked No. 4 in the MAC in total offense (447.3 yards per game) and No. 2 in rushing offense (240.6). Three Rockets offensive linemen were named All-MAC in Zac Kerin, Mancz and Jeff Myers.

In 2012, Manning guided an offensive line that guided the Rockets to the third-ranked offense in the Mid-American Conference (445.2 yards per game) and a 9-4 mark that included a trip to the Famous Idaho Potato Bowl. Kerin earned First Team All-MAC honors, while Mancz notched Third Team All-MAC recognition.

Manning also garnered recognition for his role as a recruiter when *Rivals.com* named him one of the nation's top recruiters among non-BCS schools in 2013.

Manning served as offensive line coach at his alma mater, Mount Union, in 2011. The Purple Raiders went 14-1 and advanced to the Division III national championship game before losing to Wisconsin-Whitewater, 13-10.

In 2010, Manning served as Toledo's director of football operations. His first stint with the Rockets began in 2009 when he was hired as a graduate assistant where he worked with the offense.

A native of Youngstown, Ohio, Manning was a two-time all-conference player at Ursuline High School. He made first team all-state as a senior, leading his school to the Division IV state championship in 2000. He played collegiately at Mount Union, where he was a two-time all-conference player at left tackle. Manning, who was a team captain as a senior, helped his team win NCAA Division III national championships in 2002 and 2005. The Purple Raiders had a 59-3 record during his time on the team.

Manning began his coaching career as the offensive line coach at Massillon (Ohio) Jackson High School in 2006. His first job at the collegiate level was at Emory & Henry (Va.) College, where he was the offensive line/run-game coordinator from 2007-08.

Manning and his wife, Sally, have a daughter, Josephine, and a son, Maxwell.





COACHING STAFF

DOUG MCKENNEY



APPLIED SPORTS SCIENCE/CONDITIONING

JOINED COLTS: 2018

COACHING EXPERIENCE: 38TH YEAR

COLLEGE: SPRINGFIELD COLLEGE/MISSISSIPPI STATE

HOMETOWN: DOVER, N.H.

McKenney enters his eighth season with the Colts and his fifth as applied sports science/conditioning. He served as assistant strength and conditioning coach with the team for three seasons (2018-20). McKenney has over 30 years of coaching experience in the National Hockey League with the Buffalo Sabres (1995-2015), Hartford Whalers (1989-1995) and Pittsburgh Penguins (1985-89).

MCKENNEY'S FOOTBALL CAREER

1985-1989	Pittsburgh Penguins	Head Strength & Conditioning
1989-1995	Hartford Whalers	Head Strength & Conditioning
1995-2015	Buffalo Sabres	Head Strength & Conditioning
2015-2018	CoachMePlus	Founding Coach/Sports Performance Specialist - Strength & Conditioning
2018-2020	Indianapolis Colts	Assistant Strength and Conditioning
2021-2025	Indianapolis Colts	Applied Sports Science/Conditioning

During the 2024 offseason, McKenney assisted with implementing a new sports performance program that focuses on collaboration with strength & conditioning, sports science, nutrition, sports medicine, coaching, analytics and personnel to enhance athletic performance by delivering world-class assessment, position-specific training and athlete management.

McKenney helped Indianapolis reach the playoffs in 2018 and 2020.

In 2018, McKenney was part of a Colts team that finished with a 10-6 regular season record, won in the AFC Wild Card Round and had an appearance in the AFC Divisional Round. Indianapolis became the third team in NFL history to start a season 1-5 and make the playoffs. Additionally, the Colts were the second team in NFL history to start a season 1-5 and win a playoff game.

Prior to Indianapolis, McKenney served as a founding coach/sports performance specialist – strength & conditioning coach at CoachMePlus. He worked with sports performance programs across the NFL, NHL, MLB, NBA and NCAA to discuss their programs and offer advice.

During his NHL coaching career, McKenney employed player-tracking systems, utilizing the most advanced devices available for measuring mechanical and physiological data to create highly-individualized programs for each athlete. His player tracking systems steadily evolved from manual data entry and analysis in the early years, to a sophisticated mobile platform. In 2011, McKenney worked with M2Synergies to develop the software necessary to transform the delivery of his programs from a website format to an early rendition of what eventually was developed into the CoachMePlus system.

In July of 1995, McKenney was named the first-ever head strength & conditioning coach of the Buffalo Sabres and held that position until 2015. He was responsible for designing and implementing individualized strength and conditioning programs for the NHL club, the AHL affiliate, Rochester Americans, and Sabres' prospect players. McKenney worked closely with the team trainers, physical therapists and physicians on the rehabilitation of all injured players, helping them to return to optimal playing performance. He placed a special emphasis on teaching players about the crucial relationship between healthy nutritional practice and body composition, strength and power attainment and position specific conditioning. McKenney also focused on how proper hydration and energy repletion practices can maximize performance capability and reduce injury risk. His success can be measured by the impressive consistency of his team finishing near the top in the least amount of man-games-lost category throughout his NHL career.

Prior to Buffalo, McKenney served as the head strength & conditioning coach for the Hartford Whalers from 1989-1995. He was the head strength & conditioning coach for the Pittsburgh Penguins from 1985-89.

McKenney earned a master's degree in exercise physiology from Mississippi State in 1985. He graduated with a bachelor's degree in health, fitness and physical education from Springfield College in 1981.

McKenney and his wife, Suzanne, have two sons, Matthew and Neil. Suzanne is the President Emerita of The Character Council of Western New York, an award-winning not-for-profit 501(c)(3) volunteer organization dedicated to fostering the development of character excellence for all citizens throughout the Western New York Region.





COACHING STAFF

MIKE MINNIS



DIRECTOR OF SPORTS PERFORMANCE

JOINED COLTS: 2024
COACHING EXPERIENCE: 11TH YEAR
COLLEGE: KANSAS
HOMETOWN: BUCKLIN, KAN.

Minnis is in his second season with the Colts as the team's director of sports performance.

During the 2024 offseason, Minnis and his staff implemented a new sports performance program that focuses on collaboration with strength & conditioning, sports science, nutrition, sports medicine, coaching, analytics and personnel to enhance athletic performance by delivering world-class assessment, position-specific training and athlete management.

Prior to Indianapolis, he spent eight years with the Philadelphia Eagles as director of performance nutrition/assistant strength and conditioning coach (2021-23) and coordinator of performance nutrition/assistant strength and conditioning coach (2016-20).

In Philadelphia, Minnis planned and managed the execution of day-to-day performance nutrition initiatives, administered body composition analysis and evaluated data to enhance performance and recovery. He also assisted with the development and implementation of the strength and conditioning program. Minnis was a member of the team's Super Bowl LII championship team following the 2017 season.

Prior to the NFL, he was the director of performance nutrition at the University of Southern California in 2015, where he worked exclusively with the football program.

Minnis interned with Athletes' Performance (EXOS) and University of Texas athletics before going to USC.

A native of Bucklin, Kan., Minnis earned a bachelor's degree in dietetics (2013) and a master's degree in human nutrition and exercise science (2015) from Kansas State University. He completed his dietetic internship in the College of Allied Health at the University of Oklahoma. Minnis originally attended the University of Kansas, where he received an undergraduate degree in business information systems in 2011. He is a registered dietitian (RD) and a certified strength & conditioning specialist (CSCS).

Minnis and his wife, Emily, have a daughter, Chloe, and son, Charlie.

MINNIS' FOOTBALL CAREER

2015	USC	Director of Performance Nutrition
2016-2020	Philadelphia Eagles	Coordinator of Performance Nutrition/Assistant Strength and Conditioning
2021-2023	Philadelphia Eagles	Director of Performance Nutrition/Assistant Strength and Conditioning
2024-2025	Indianapolis Colts	Director of Sports Performance





COACHING STAFF

CHARLIE PARTRIDGE



DEFENSIVE LINE

JOINED COLTS: 2024

COACHING EXPERIENCE: 28TH YEAR

COLLEGE: DRAKE

HOMETOWN: PLANTATION, FLA.

Partridge enters his second season with the Colts as the team's defensive line coach. He came to Indianapolis with 26 years of collegiate coaching experience.

In 2024, Partridge worked with an Indianapolis defense that ranked tied for seventh in the NFL in takeaways (25) and tied for first in the league in red zone takeaways (six). The Colts also ranked 10th in the NFL in tackles for loss (88) and tied for third in forced fumbles (17). He tutored rookie defensive end Laiatu Latu, who ranked tied for first in forced fumbles (three) and in strip sacks (2.0) and fifth in sacks (4.0) among rookies. Partridge worked with defensive tackle Grover Stewart and helped him rank second in tackles (74) and seventh in solo tackles (29) among defensive tackles. He also guided DeForest Buckner, who reached at least 6.5 sacks for the seventh consecutive season. Buckner is one of two NFL players to accomplish that feat during the last seven years joining Myles Garrett.

Prior to Indianapolis, Partridge was the assistant head coach/defensive line coach at the University of Pittsburgh for five seasons (2018-23) after adding assistant head coach to his title following the 2017 season. From 2019-22, his unit ranked in the top-five nationally in sacks.

During his time in Pittsburgh, he was twice recognized by *FootballScoop* as the National Defensive Line Coach of the Year (2020, 2022). Partridge earned the recognition in 2022 after mentoring Calijah Kancey to unanimous All-America accolades and ACC Defensive Player of the Year honors. Kancey led the nation's interior defenders with 14.5 tackles for loss and was the only player to be selected as a finalist for both the Outland Trophy and Bronko Nagurski Trophy.

Partridge first received the honor in 2020 when he oversaw the development of defensive end duo Patrick Jones II and Rashad Weaver to consensus All-America honors.

Before returning to Pittsburgh, he served as the head coach at Florida Atlantic University from 2014-16. Partridge signed three of FAU's best recruiting classes in program history, including his 2015 class, which was heralded as the best in Conference USA that year. Ten Owls who Partridge coached at FAU went on to the NFL.

Partridge spent the 2013 season at the University of Arkansas where he was the assistant head coach and oversaw the defensive line. His lone season with the Razorbacks saw defensive ends Trey Flowers and Chris Smith earn Second Team All-SEC honors by the league's coaches. Partridge also contributed to Arkansas' special teams effort and worked with punter Sam Irwin-Hill, who saw action in all 12 games and led the SEC in punts downed inside the 20-yard line (20).

He held a variety of roles at the University of Wisconsin from 2008-2012, including associate head coach/co-defensive coordinator and defensive line (2011-12) and defensive line and specialists coach (2008-2010). In 2012, Partridge helped Wisconsin lead the Big Ten and rank third nationally in opponent three-and-out percentage (41.72 percent). The Badgers also ranked in the top 15 nationally in scoring and total defense during the 2011 season.

Partridge coached defensive end J.J. Watt, who was a 2010 All-America selection and the winner of the Lott IMPACT Trophy after he tallied 62 tackles (42 solo), 21.0 tackles for loss, 7.0 sacks, nine passes defended, one interception, three forced fumbles, two fumble recoveries and three blocked kicks. His 21.0 tackles for loss ranked third in the nation. Watt was selected in the first round (11th overall) by the Houston Texans in the 2011 NFL Draft.

In his first stint at Pittsburgh (2003-07), Partridge served multiple roles, including special teams coordinator/linebackers coach (2007), special teams coordinator/defensive line coach (2006), defensive ends/special teams coach (2005) and defensive ends coach (2003-04). In 2007, the defense led the Big East and ranked fifth nationally in total defense allowed per game (297.7 yards per game).

PARTRIDGE'S FOOTBALL CAREER

1996-1997	Drake	Graduate Assistant
1998-1999	Iowa State	Graduate Assistant
2002	Eastern Illinois	Defensive Line and Recruiting Coordinator
2003-2004	Pittsburgh	Defensive Ends
2005	Pittsburgh	Defensive Ends/Special Teams
2006	Pittsburgh	Special Teams Coordinator/Defensive Line
2007	Pittsburgh	Special Teams Coordinator/Linebackers
2008-2010	Wisconsin	Defensive Line and Specialists
2011-2012	Wisconsin	Associate Head Coach/Co-Defensive Coordinator/Defensive Line
2013	Arkansas	Assistant Head Coach/Defensive Line
2014-2016	Florida Atlantic	Head Coach
2017	Pittsburgh	Defensive Line
2018-2023	Pittsburgh	Assistant Head Coach/Defensive Line
2024-2025	Indianapolis Colts	Defensive Line





COACHING STAFF

He spent the 2002 season at Eastern Illinois University coaching the defensive line and also served as the recruiting coordinator. Partridge helped the Panthers reach the NCAA Division I-AA playoffs after they shared the Ohio Valley Conference title. Partridge was the director of football operations at Iowa State University for two seasons (2000-01) after working as a graduate assistant (1998-99) for the Cyclones.

His coaching career began at his alma mater, Drake University, as a graduate assistant during the 1996 and 1997 seasons where he coached running backs and helped develop two 1,000-yard rushers. Partridge was an NSCA All-America defensive lineman for the Bulldogs. He earned a bachelor's degree in secondary education from Drake and a master's degree in education from Iowa State.

Partridge is married to his wife, Julie, and they have two daughters, Alexa and Kylee.

MATT RAICH



SR. ASSISTANT - DEFENSIVE LINE

JOINED COLTS: 2020
COACHING EXPERIENCE: 30TH YEAR
COLLEGE: WESTMINSTER (PA.) COLLEGE
HOMETOWN: MONACA, PA.

Raich enters his sixth season with the Colts and his second as sr. assistant – defensive line. He previously served as the team's assistant defensive line coach (2022-23) and special defensive assistant/assistant defensive line coach (2020-21). Raich has 29 years of coaching experience, including 21 seasons in the NFL.

In 2024, Raich worked with an Indianapolis defense that ranked tied for seventh in the NFL in takeaways (25) and tied for first in the league in red zone takeaways (six). The Colts also ranked 10th in the NFL in tackles for loss (88) and tied for third in forced fumbles (17). He mentored rookie defensive end Laiatu Latu, who ranked tied for first in forced fumbles (three) and strip sacks (2.0) and fifth in sacks (4.0) among rookies. Raich coached defensive tackle Grover Stewart and helped him rank second in tackles (74) and seventh in solo tackles (29) among NFL defensive tackles. He also guided DeForest Buckner, who reached at least 6.5 sacks for the seventh consecutive season. Buckner is one of two NFL players to accomplish that feat during the last seven years joining Myles Garrett.

Following the 2024 season, Raich served as the defensive coordinator for the American Team at the 2025 Senior Bowl.

Indianapolis ranked fifth in the NFL in tackles for loss (94.0) and sacks (51.0), while finishing tied for fifth in forced fumbles (17.0) in 2023. The Colts also ranked fourth in opponent negative play yards (-512). The team recorded 14 consecutive games with a takeaway to open the season, which was the longest streak in the NFL in 2023.

The Colts had four players record at least 8.0 sacks in 2023, including Buckner, defensive end Samson Ebukam, defensive end Dayo Odeyingbo and defensive end Kwity Paye. They were the only team in the NFL to have four-sack players in 2023. Indianapolis' 51.0 sacks were the most by the Colts in the Indianapolis era (since 1984). Buckner was named to his third career Pro Bowl. Raich guided Odeyingbo to a career year, recording single-season career highs in numerous defensive categories, including tackles (38), solo tackles (22), tackles for loss (9.0), sacks (8.0), passes defended (two), forced fumbles (two) and fumble recoveries (two).

In 2022, Indianapolis finished in the top 10 in the league in sacks (44 – tied-10th), tackles for loss (91 – fifth), forced fumbles (13 – tied-eighth), fumble recoveries (11 – tied-fourth), opponent negative plays (31 – fifth), third down percentage (37.95 – 10th) and opponent three-and-out percentage (22.3 – eighth). The unit's 44 sacks were the most in franchise history since 2005 (46).

The Colts defense received significant contributions from Stewart and Buckner. Stewart recorded single-season career highs solo tackles (44), sacks (4.0), passes defended (three) and fumble recoveries (one). Buckner totaled 74

RAICH'S FOOTBALL CAREER		
1993-1994	Westminster (Pa.) College	Assistant Coach
1996-1998	Robert Morris	Assistant Coach
1999	Glenville State	Assistant Coach
1999	Hildesheim Invaders (German Federal League)	Defensive Coordinator
2000-2002	Robert Morris	Assistant Coach/Recruiting Coordinator
2002-2003	Pittsburgh Steelers	Player Personnel Intern
2004-2006	Pittsburgh Steelers	Offensive Assistant
2007-2008	Arizona Cardinals	Defensive Assistant
2009-2012	Arizona Cardinals	Linebackers
2013	Duquesne	Linebackers
2014	Detroit Lions	Defensive Quality Control
2015-2017	Detroit Lions	Defensive Assistant/Defensive Ends
2018	Cincinnati Bengals	Defensive Assistant/Assistant Defensive Line
2020	St. Louis Bartlesville (XFL)	Co Defensive Coordinator/Linebackers
2020-2021	Indianapolis Colts	Special Defensive Assistant/Assistant Defensive Line
2022-2023	Indianapolis Colts	Assistant Defensive Line
2024-2025	Indianapolis Colts	Sr. Assistant - Defensive Line





COACHING STAFF

tackles (44 solo), 11.0 tackles for loss, 8.0 sacks, three passes defended, two forced fumbles and one fumble recovery. Among NFL defensive tackles, Stewart and Buckner each ranked in the top five in total tackles (Buckner – tied-second; Stewart – tied-fourth) and solo tackles (Buckner and Stewart – tied-second). Buckner (third) and Stewart (fifth) each ranked in the top five in total tackles by a defensive tackle in single-season franchise history. It marked the first time since 1994 that the Colts had two defensive tackles register at least 70 tackles each in a single season.

Additionally, defensive end Yannick Ngakoue led the team with 9.5 sacks. Raich worked with second-year defensive ends Paye (10.0 tackles for loss and 6.0 sacks) and Odeyingbo (5.0 tackles for loss and 5.0 sacks), who each established then-single-season career highs in tackles for loss and sacks.

In 2021, the Colts finished second in the league with 33 takeaways. The team tied for the league high in fumble recoveries (14) and tied for third in interceptions (19). Raich helped Buckner earn his second career Pro Bowl selection. Buckner became the first Indianapolis defensive tackle to lead the team in sacks in back-to-back seasons since 1982 (when sacks became an official statistic). Raich also worked with Paye, whom the team selected in the first round (21st overall) of the 2021 NFL Draft. Paye started all 15 games he played in and registered 32 tackles (16 solo), 3.0 tackles for loss, 4.0 sacks, one pass defended, one forced fumble and two fumble recoveries en route to being named to the PFWA All-Rookie Team.

In 2020, Raich helped Indianapolis reach the playoffs with an 11-5 regular season record. He assisted with a Colts defense that finished in the top 10 in numerous categories, including total defense (332.1 yards per game – eighth), rush defense (90.5 yards per game – second), interception rate (2.67 – eighth), takeaways (25 – tied-fifth), first downs allowed per game (20.6 – eighth), goal to go percentage (70.0 – tied-ninth), points per game allowed (22.6 – tied-10th) and safeties (three – tied-first). It marked the first time since 1971 that the Colts finished in the top five in run defense and the first time since 2007 that Indianapolis ranked in the top 10 in total defense.

Pivotal to Indianapolis' success against the run was the performance of the interior defensive line spearheaded by defensive tackles Buckner and Stewart. In his first season with the Colts, Buckner totaled 58 tackles (37 solo), 10.0 tackles for loss, 9.5 sacks, three passes defended, two forced fumbles and one fumble recovery. Among NFL defensive tackles, he ranked in the top-five in tackles (fourth), solo tackles (second), tackles for loss (tied-third), sacks (second) and forced fumbles (tied-third). Buckner established a single-season franchise record for most sacks by a defensive tackle. He became just the third defensive tackle in team history to be named Associated Press First Team All-Pro, joining Art Donovan (1954-57) and Gene Lipscomb (1958-59). Stewart had a career year as he registered then career highs in total tackles (53), solo tackles (40) and tackles for loss (6.0) while adding half a sack and one pass defended. Among defensive tackles, he led the league in solo tackles and tied for ninth in total tackles.

At defensive end, Justin Houston compiled 25 tackles (19 solo), 8.0 tackles for loss, 8.0 sacks, one forced fumble and two fumble recoveries while Denico Autry tallied 33 tackles (20 solo), 9.0 tackles for loss and 7.5 sacks. Raich assisted third-year defensive tackle/defensive end Tyquan Lewis to a career year as he recorded 24 tackles (19 solo), 8.0 tackles for loss, 4.0 sacks and two passes defended (all career highs).

Prior to Indianapolis, Raich served as the co-defensive coordinator/linebackers coach for the St. Louis BattleHawks of the XFL in 2020.

In 2018, Raich was a defensive assistant/assistant defensive line coach with the Cincinnati Bengals. Defensive tackle Geno Atkins was named to the Pro Bowl after registering a team-high 10.0 sacks, which ranked sixth among NFL defensive tackles that season. The Bengals also received contributions from defensive end Carlos Dunlap, who finished with 8.0 sacks. Raich tutored rookie defensive end Sam Hubbard, who finished third on the team with 6.0 sacks.

Raich served on the Detroit Lions' coaching staff as defensive assistant/defensive ends coach (2015-17) and defensive quality control coach (2014). From 2014-17, the Lions defense ranked in the top 10 in the NFL in total yards per game (340.3, 10th), rushing yards per game (100.3, eighth) and number of games in which opponents were held to 20 points or less (34, tied for sixth).

In 2017, Raich helped Detroit rank third in the NFL in takeaways (32), tie for second in fumble recoveries (13) and tie for fifth in turnover differential (plus-10). In 2016, the Lions defense tied for second in the NFL by holding opponents to 21 points or less in 10 games. In Raich's first season with an official focus on the defensive ends, Detroit's defense compiled 43 sacks (seventh in the NFL) and 98.0 tackles for losses. He also helped guide defensive end Ezekiel Ansah to his first-career Pro Bowl berth and a career-high 14.5 sacks (third in the NFL). In 2014, Raich helped the Lions finish second in the league in total defense (300.9 yards per game) and third in scoring defense (17.6). The unit also ranked first in the NFL in rush defense, and their average yield of only 69.3 yards was the ninth-best opponent per-game rushing average in NFL history.

In 2013, Raich was the linebackers coach at Duquesne.





COACHING STAFF

From 2007-2012, Raich coached with the Arizona Cardinals. He was the linebackers coach for four seasons (2009-2012) after serving as a defensive assistant for two years (2007-08). In his six seasons in Arizona, Raich helped a Cardinals linebacker reach 100-plus tackles in a single season five times. He notably worked with defensive end Bertrand Berry, linebacker Karlos Dansby and linebacker Joey Porter. In 2008, Raich helped the Cardinals to a Super Bowl appearance.

Prior to Arizona, Raich began his NFL career with the Pittsburgh Steelers, where he served as an offensive assistant (2004-06) and player personnel intern (2002-03). He was part of the Steelers' Super Bowl XL championship team.

Prior to the NFL, Raich coached at the collegiate level for nine years at Robert Morris (2000-02, 1996-98), Glensville State (1999) and his alma mater, Westminster (Pa.) College (1993-94). In 1999, he was also the defensive coordinator for the Hildesheim Invaders of the former German Federal League.

Raich played linebacker from 1989-92 at Westminster (Pa.) College, where he finished his collegiate career as the leading tackler in school history, earning three NAIA All-America Awards. His Westminster teams won 42-of-48 games, including the NAIA National Championship in 1989.

A Monaca, Pa. native, Raich and his wife, Amanda, have a daughter, Seraphina.

DEANDRE SMITH



RUNNING BACKS

JOINED COLTS: 2023
COACHING EXPERIENCE: 26TH YEAR
COLLEGE: SOUTHWEST MISSOURI STATE
HOMETOWN: ST. LOUIS, MO.

Smith enters his third season with Indianapolis as the team's running backs coach. He has 25 years of coaching experience, including the last three seasons in the NFL with the Colts (2023-24) and New York Giants (2022).

Since 2023, the Colts have scored at least 20 points in 25 games, which ranks tied for eighth in the NFL.

For the second consecutive season, Indianapolis ranked in the top 10 in the NFL in rushing yards per game (137.1 – eighth) in 2024. Jonathan Taylor finished fourth in the league in rushing yards after registering 303 carries for 1,431 yards and 11 touchdowns. He also compiled 18 receptions for 136 yards and one touchdown. Taylor was named to his second career Pro Bowl.

In 2023, the Colts finished in the top 10 in points per game (23.3 – tied-10th) and rushing yards per game (121.1 – 10th). Smith guided Zack Moss to a career year as he led the team in rushing with 183 carries for 794 yards and added five touchdowns. Moss also compiled 27 receptions for 192 yards and two touchdowns. Taylor totaled 169 carries for 741 yards and seven touchdowns and also caught 19 passes for 153 yards and one touchdown.

With the Giants in 2022, Smith worked with Saquon Barkley, who earned his second career Pro Bowl selection after he tallied 295 carries for a then single-season career-high 1,312 yards and 10 touchdowns. Barkley also added 57 receptions for 338 yards.

Prior to New York, Smith spent three seasons (2019-21) as the running backs coach at Texas Tech. He guided running back SaRodrick Thompson Jr., to team highs in rushing yards in three consecutive seasons. In 2021, Smith led the Red Raiders to 32 rushing touchdowns, which were the most in the Big 12. During the 2019 season, Thompson Jr. recorded 160 carries for 765 yards and 12 touchdowns and became only the eighth Red Raider freshman to lead the team in rushing.

Smith spent the 2018 season at Utah State as their running backs coach and mentored Darwin Thompson, who was named a Second Team All-Mountain West selection after he compiled 1,044 yards on 153 carries with 14 touchdowns as well as 23 receptions for 351 yards and two touchdowns. Smith was a part of a staff that helped the Aggies tie their single season win record (11).

SMITH'S FOOTBALL CAREER		
1998-2000	Indiana State	Offensive Coordinator/Quarterbacks
2001-2004	Northern Illinois	Running Backs/Assistant Special Teams
2006-2007	Miami (Ohio)	Assistant Head Coach/Running Backs
2008	New Mexico	Running Backs
2009	UNLV	Running Backs
2010-2011	Illinois	Running Backs
2012	New Mexico	Running Backs
2013-2015	Syracuse	Running Backs
2016	Purdue	Running Backs
2017	North Carolina	Running Backs
2018	Utah State	Running Backs
2019-2021	Texas Tech	Running Backs
2022	New York Giants	Running Backs
2023-2025	Indianapolis Colts	Running Backs





COACHING STAFF

Prior to his arrival at Utah State, Smith spent five seasons at power-five conference schools with stints at North Carolina (2017), Purdue (2016) and Syracuse (2013-15). In 2015, the Orange recorded 1,958 rushing yards while averaging 4.4 yards per carry.

He worked at New Mexico in 2012 following a two-year stop at Illinois (2010-11). In 2010, Smith worked with Second Team All-America selection Mikel LeShoure, who set the Illini single-season records in rushing yards (1,697), touchdowns (20) and total points (122).

Smith coached the running backs at UNLV for one season (2009) after serving in the same capacity with New Mexico in his first stint with the team (2008).

He worked at Miami of Ohio for three seasons (2005-07) as the assistant head coach/running backs coach after coaching at Northern Illinois for four seasons (2001-04) as their running backs/assistant special teams coach. While at Northern Illinois, Smith coached Michael Turner to All-America honors (2002, 2003) and helped him top the Mid-American Conference in rushing yards twice (2002, 2003).

Smith got his start in coaching at Indiana State as their offensive coordinator/quarterbacks coach from 1999-2000.

During his collegiate coaching career, he tutored four All-America honorees and had 10 running backs eclipse the 1,000-yard rushing mark.

Smith played professionally in France in 1993 and also spent one season with the Calgary Stampeders of the Canadian Football League (1992).

He was a four-year letterwinner at quarterback for Southwest Missouri State. Smith earned the 1990 Division I-AA Offensive Player of the Year and was an All-America selection. He was named the Gateway Conference Player of the Decade from 1985 to 1995.

Smith earned his bachelor's degree in organizational communication from Southwest Missouri State in 2002.

He and his wife, Lori, have two sons, Ryan and Donovan, and a daughter, Ashley. Ryan played wide receiver at Duke (2013-16) and Donovan played quarterback at the University of Houston (2023-24) and Texas Tech (2020-22).

TONY SPARANO JR.



OFFENSIVE LINE

JOINED COLTS: 2023
COACHING EXPERIENCE: 16TH YEAR
COLLEGE: UNIVERSITY AT ALBANY
HOMETOWN: NEW HAVEN, CONN.

Sparano Jr. is in his third season with the Colts as the team's offensive line coach. He has 15 years of coaching experience, including the last 14 seasons in the NFL.

Since 2023, Indianapolis has scored at least 20 points in 25 games, which ranks tied for eighth in the NFL.

For the second consecutive season, Indianapolis ranked in the top 10 in the NFL in rushing yards per game (137.1 – eighth) in 2024. The Colts tied for the seventh-fewest sacks allowed (32) and ranked sixth in games with no sacks allowed (four). Sparano Jr.'s group helped running back Jonathan Taylor finish fourth in the league in rushing yards (1,431). Guard Quenton Nelson was an Associated Press Second Team All-Pro choice and was named to the Pro Bowl (seventh selection).

Sparano Jr. mentored two rookie draft picks in tackle Matt Goncalves (third round, 79th overall) and guard Tanor Bortolini (fourth round, 117th overall). Goncalves played in all 17 games with eight starts (five at right tackle and three at left tackle), while Bortolini saw action in 12 games (five starts at center). Indianapolis also received contributions from undrafted rookie free agent guard Dalton Tucker, who appeared in 14 games (seven starts at right guard).

SPARANO JR.'S FOOTBALL CAREER

2010	Hartford Colonials	Assistant Defensive Line
2011	Miami Dolphins	Offensive Quality Control
2012-2013	New York Jets	Intern
2014	New York Jets	Offensive Assistant
2015-2016	Buffalo Bills	Right Ends
2017-2020	Jacksonville Jaguars	Assistant Offensive Line
2021	Carolina Panthers	Assistant Offensive Line
2022	New York Giants	Assistant Offensive Line
2023-2025	Indianapolis Colts	Offensive Line





COACHING STAFF

In 2023, Sparano Jr.'s group paved the way for Indianapolis to finish in the top 10 in the NFL in points per game (23.3 – tied-10th) and rushing yards per game (121.1 – 10th). Center Ryan Kelly (fourth selection) and Nelson (sixth selection) were each named to the Pro Bowl.

Sparano Jr. tutored rookie tackle Blake Freeland, whom the team selected in the fourth round (106th overall) of the 2023 NFL Draft. Freeland played in 16 games with nine starts (seven at right tackle and two at left tackle).

Sparano Jr. served as the assistant offensive line coach for the New York Giants in 2022. He worked with a Giants offense that finished in the top 10 in the NFL in rushing yards per game (148.2 – fourth), first downs per game (20.7 – tied-seventh), red zone percentage (63.27 – seventh) and goal to go percentage (82.14 – sixth). Sparano Jr.'s unit helped pave the way for running back Saquon Barkley, who compiled 1,650 scrimmage yards (1,312 rushing, 338 receiving) and 10 touchdowns. Barkley ranked fourth in rushing yards and seventh in scrimmage yards. Quarterback Daniel Jones completed 317-of-472 passes for 3,205 yards with 15 touchdowns and five interceptions for a 92.5 passer rating. Jones' 67.2 completion percentage ranked sixth in the league. He also registered 708 rushing yards and seven touchdowns. Among quarterbacks, Jones ranked fifth in rushing yards and tied for third in rushing touchdowns.

Sparano Jr. spent the 2021 season as assistant offensive line coach for the Carolina Panthers.

From 2017-20, he served as assistant offensive line coach for the Jacksonville Jaguars. In 2019, the offensive line helped pave the way for running back Leonard Fournette to set a career high with 1,674 scrimmage yards and quarterback Gardner Minshew II to set franchise records for passing yards (3,271, broken in 2021 by Trevor Lawrence's 3,641) and passing touchdowns (21) by a Jacksonville rookie. In 2017, Sparano Jr. helped the Jaguars advance to the AFC Championship Game. Jacksonville allowed only 24 sacks (tied for third fewest) and ranked in the top 10 in yards per game (365.9 – sixth), rushing yards per game (141.4 – first), first downs per game (20.8 – tied-seventh), fourth down percentage (76.92 – second), red zone percentage (64.0 – second), goal to go percentage (85.71 – first) and points per game (26.1 – fifth). Quarterback Blake Bortles threw for 3,687 yards and 21 touchdowns, while Fournette rushed for 1,040 yards and nine touchdowns.

Prior to Jacksonville, Sparano Jr. was the tight ends coach for the Buffalo Bills from 2015-16. He worked with tight end Charles Clay, who produced two of the most productive seasons by a tight end in franchise history. In 2016, Clay registered a team-high 57 receptions for 552 yards and four touchdowns. It marked the second-most receptions by a tight end in single-season team history. In 2015, the tight ends helped block for a Bills rushing attack that led the NFL with 2,432 yards. Clay compiled 51 receptions for 528 yards and three touchdowns. His reception total was the fifth-most by a Buffalo tight end in a single season.

In 2014, Sparano Jr. was an offensive assistant for the New York Jets after serving as an intern for two seasons (2012-13) with the team.

He began his NFL career in 2011 as an offensive quality control coach with the Miami Dolphins, where his late father, Tony, was the team's head coach.

Prior to the NFL, Sparano Jr. spent one year (2010) in the United Football League with the Hartford Colonials as an assistant defensive line coach.

A three-year letterman at defensive end at the University at Albany, Sparano Jr. and his wife, Rebecca, have four children – Tony Jr., Gabriella, Mia and Gianna.





COACHING STAFF

BRENT STOCKSTILL



DEFENSIVE ASSISTANT

JOINED COLTS: 2024
COACHING EXPERIENCE: 7TH YEAR
COLLEGE: MIDDLE TENNESSEE STATE
HOMETOWN: MURFREESBORO, TENN.

Stockstill is in his second season with the Colts as defensive assistant. He has six years of coaching experience.

Stockstill assisted an Indianapolis defense that ranked tied for seventh in the NFL in takeaways (25) and tied for first in the league in red zone takeaways (six). The Colts also ranked 10th in the NFL in tackles for loss (88) and tied for third in forced fumbles (17). Stockstill worked with the defensive backs throughout the season and assisted safety Nick Cross to a career year. Cross started all 17 games and registered career highs in tackles (145), solo tackles (86), tackles for loss (6.0), passes defended (five), interceptions (three) and forced fumbles (one). Stockstill also tutored Samuel Womack III, who the team claimed off waivers after training camp, to single-season career highs in tackles (36), solo tackles (26), passes defended (nine) and interceptions (two).

Prior to Indianapolis, Stockstill spent three seasons at his alma mater, Middle Tennessee State, where he served as quarterbacks coach/passing game coordinator (2022-23) and wide receivers coach (2021). In 2022, he worked with quarterback Chase Cunningham, who became just the second player in school history to record multiple 400-yard passing games and became just the fourth signal-caller at MTSU to throw for 3,000 yards in a single-season. Cunningham earned Honorable Mention All-CUSA recognition.

In 2020, Stockstill was a quality control analyst at South Florida, where he worked with the offensive staff.

Stockstill served as an offensive player personnel assistant at Florida Atlantic in 2019. The Owls averaged 35.2 points per game, which ranked 16th nationally.

As a player, Stockstill was a four-year letterman at quarterback for the Blue Raiders where he finished his career as the program's all-time leader in passing yards (12,495), touchdown passes (106), 300-yard passing games (19), 400-yard passing games (three), passing yards per game (277.7), completions (1,055) and attempts (1,610). He earned master's and bachelor's degrees from MTSU in leisure sport & tourism. Stockstill played for his father, Rick, who was head coach of the Blue Raiders for 18 years (2006-23).

Stockstill and his wife, Jessica, have a daughter, Skye, and son, Swayze.

STOCKSTILL'S FOOTBALL CAREER

2019	Florida Atlantic	Offensive Player Personnel Assistant
2020	South Florida	Quality Control Analyst
2021	Middle Tennessee State	Wide Receivers
2022-2023	Middle Tennessee State	Quarterbacks/Passing Game Coordinator
2024-2025	Indianapolis Colts	Defensive Assistant

ALEX TANNEY



PASSING GAME COORDINATOR

JOINED COLTS: 2024
COACHING EXPERIENCE: 14TH YEAR
COLLEGE: MONMOUTH COLLEGE (IL)
HOMETOWN: LEXINGTON, ILL.

Tanney enters his second season with the Colts as the team's passing game coordinator. He previously served in a variety of roles with the Philadelphia Eagles, including quarterbacks coach (2023), assistant quarterbacks/offensive assistant (2022) and offensive quality control (2021) following his nine-year NFL playing career (2012-20).

TANNEY'S FOOTBALL CAREER

2021	Philadelphia Eagles	Offensive Quality Control
2022	Philadelphia Eagles	Assistant Quarterbacks/Offensive Assistant
2023	Philadelphia Eagles	Quarterbacks
2024-2025	Indianapolis Colts	Passing Game Coordinator

In 2024, the Colts ranked in the top 10 in the NFL in rushing yards per game (137.1 – eighth). Second-year





COACHING STAFF

quarterback Anthony Richardson started 11 games and completed 126-of-264 passes for 1,814 yards with eight touchdowns and 12 interceptions. He set franchise single-season records in rushing yards (499) and rushing touchdowns (six) by a quarterback. Richardson registered four games with a passing touchdown and a rushing touchdown, which tied for the third-most such games in 2024. He also tied for the third-most rushing touchdowns among quarterbacks. Veteran quarterback Joe Flacco saw action in eight games (six starts) and completed 162-of-248 passes for 1,761 yards with 12 touchdowns and seven interceptions.

Wide receivers Josh Downs (72 receptions for 803 yards and five touchdowns), Michael Pittman Jr. (69 receptions for 808 yards and three touchdowns) and Alec Pierce (37 receptions for 824 yards and seven touchdowns) became the first trio in the NFL since 2021 to each record 800 receiving yards in a single season. It marked the first time the Colts had three players eclipse 800 receiving yards in a single season since 2004 (Marvin Harrison, Brandon Stokley and Reggie Wayne). Pierce led the NFL in average yards per reception (22.3), while registering career highs in receiving yards and receiving touchdowns.

During the 2023 season, Tanney helped the Philadelphia offense rank second in the NFL in 10-play drives (39) and two-minute offense points (33), third in third down conversion percentage (48.0) and fourth in first downs made (377). He mentored quarterback Jalen Hurts, who started all 17 games and completed 352-of-538 passes for 3,858 yards and 23 touchdowns with 15 interceptions. Hurts set new single-season career highs in completions, passing yards and passing touchdowns. He also added 157 carries for 605 yards and a single-season career-high 15 touchdowns. Among NFL quarterbacks, Hurts ranked first in carries, third in rushing yards and tied for first in rushing touchdowns.

In 2022, Tanney worked with an Eagles offense that finished in the top 10 in numerous categories, including yards per game (389.1 – third), points per game (28.1 – third), rushing yards per game (147.6 – fifth), passing yards per game (241.5 – ninth), fewest turnovers (19 – tied-fifth), first downs per game (22.6 – third), third down percentage (franchise-record 45.95 percent – fourth), fourth down percentage (68.75 percent – fourth), red zone percentage (67.80 percent – third), goal to go percentage (82.35 percent – fifth), points scored on their first offensive possession (62 – first) and plays of 10+ yards (253 – second). The Eagles were one of just two teams to finish in the top 10 in rushing yards per game and passing yards per game.

Tanney worked with Hurts, who set then single-season career highs in every passing category, including completions (306), passing yards (3,701), passing touchdowns (22), completion percentage (66.5) and passer rating (101.5). Hurts also had a team-high 13 rushing touchdowns. He finished fourth in the NFL in passer rating and 10th in passing yards.

In 2021, Tanney played a key part in the development of Hurts, who completed 265-of-432 passes for 3,144 yards with 16 touchdowns and nine interceptions for an 87.2 passer rating in his first season as a starter. Hurts also registered 784 rushing yards and 10 touchdowns. He became just the eighth quarterback in NFL history to register 3,000 passing yards and 750 rushing yards in a season. Hurts also became the youngest Eagles quarterback to ever start in a playoff game.

Prior to his coaching career, Tanney played quarterback in the NFL for nine seasons with the New York Giants (2018-20), Tennessee Titans (2014-15, 2015-17), Colts (2015), Buffalo Bills (2015), Tampa Bay Buccaneers (2014), Cleveland Browns (2013), Dallas Cowboys (2013) and Kansas City Chiefs (2012). He appeared in two games and completed 11-of-15 passes for 100 yards and one touchdown with no interceptions for a 113.2 passer rating.

Collegiately, Tanney attended Monmouth College (IL) from 2007-2011 and set NCAA Division III career records in passing yards (14,249) and passing touchdowns (157). He was a three-time Midwest Conference Offensive Player of the Year (2008-09, 2011) selection. In 2009, Tanney passed for 3,856 yards and 44 touchdowns and was named the Melberger Award winner, which honors Division III's best player. As a sophomore, he set a single-season school record in touchdown passes (50). Tanney graduated from Monmouth with a degree in business administration and economics.

He grew up in Lexington, Ill. with his two brothers, Matt and Mitch, who have also worked in the sports industry. Matt is the associate vice president and director of athletics at Denison and Mitch previously worked as the director of analytics with the Denver Broncos.

Tanney and his wife, Rebecca, have three sons, Gunnar, Wyatt and Barrett.





COACHING STAFF

CAM TURNER



QUARTERBACKS

JOINED COLTS: 2023
COACHING EXPERIENCE: 16TH YEAR
COLLEGE: THE CITADEL
HOMETOWN: LIBERTYVILLE, ILL.

Turner enters his third season with the Colts as quarterbacks coach. He has 15 years of coaching experience, including 12 seasons in the NFL.

Since 2023, Indianapolis has scored at least 20 points in 25 games, which ranks tied for eighth in the NFL.

For the second consecutive season, the Colts ranked in the top 10 in the NFL in rushing yards per game (137.1 – eighth) in 2024. Second-year quarterback Anthony Richardson started 11 games and completed 126-of-264 passes for 1,814 yards with eight touchdowns and 12 interceptions. He set franchise single-season records in rushing yards (499) and rushing touchdowns (six) by a quarterback. Richardson registered four games with a passing touchdown and a rushing touchdown, which tied for the third-most such games in 2024. He also tied for the third-most rushing touchdowns among quarterbacks. Veteran quarterback Joe Flacco saw action in eight games (six starts) and completed 162-of-248 passes for 1,761 yards with 12 touchdowns and seven interceptions.

In 2023, Indianapolis finished in the top 10 in the NFL in points per game (23.3 – tied-10th) and rushing yards per game (121.1 – 10th). Turner worked with Richardson, whom the Colts selected in the first round (fourth overall) of the 2023 NFL Draft. Richardson started all four games he saw action in and completed 50-of-84 passes for 577 yards with three touchdowns and one interception for an 87.3 passer rating. He also added 25 carries for 136 yards and four touchdowns.

After losing Richardson to a season-ending injury in Week 5, veteran Gardner Minshew II took over the starting role. Minshew II completed 305-of-490 passes for a single-season career-high 3,305 yards with 15 touchdowns and nine interceptions for an 84.6 passer rating. He also registered 34 carries for 100 yards and three touchdowns. Minshew II was named to his first career Pro Bowl.

Prior to Indianapolis, Turner worked with the Arizona Cardinals for five seasons in a variety of roles, including co-pass game coordinator/quarterbacks coach (2022), quarterbacks coach (2021), offensive assistant/assistant quarterbacks (2019-20) and offensive assistant (2018).

In 2022, Turner worked with quarterback Kyler Murray, who started 11 games and completed 259-of-390 passes for 2,368 yards and 14 touchdowns with seven interceptions for an 87.2 passer rating before suffering a season-ending injury. Wide receiver Marquise Brown tallied 67 receptions for 709 yards and three touchdowns in his first season in Arizona.

From 2019-21, Turner worked with the quarterbacks and helped Murray earn Pro Bowl honors in back-to-back seasons (2020-21). He also became the first player in NFL history to compile at least 70 passing touchdowns and 20 rushing touchdowns in his first three seasons.

Turner guided Murray to a single-season franchise record in completion percentage (69.2 percent) in 2021 after he completed 333-of-481 passes for 3,787 yards and 24 touchdowns with 10 interceptions for a single-season career-high 100.6 passer rating.

In 2020, Murray completed 375-of-558 passes for a single-season career-high 3,971 yards and 26 touchdowns with 12 interceptions. He also set single-season quarterback franchise records in rushing yards (819) and rushing touchdowns (11).

In 2019, Turner mentored Murray, who was named the Associated Press NFL Offensive Rookie of the Year after he completed 349-of-542 passes for 3,722 yards and 20 touchdowns with 12 interceptions for an 87.4 passer rating. He also added 93 carries for 544 yards and four touchdowns. Murray set rookie single-season franchise records in completions, attempts, passing yards, touchdown passes and 300-yard passing games (five). He was just the sixth

TURNER'S FOOTBALL CAREER

2010	The Citadel	Wide Receivers/Special Teams
2011-2012	Minnesota Vikings	Assistant to the Head Coach
2013-2014	Florida International	Quarterbacks/Wide Receivers
2015-2016	Carolina Panthers	Assistant Wide Receivers
2017	Carolina Panthers	Assistant Quarterbacks
2018	Arizona Cardinals	Offensive Assistant
2019-2020	Arizona Cardinals	Offensive Assistant/Assistant Quarterbacks
2021	Arizona Cardinals	Quarterbacks
2022	Arizona Cardinals	Co-Pass Game Coordinator/Quarterbacks
2023-2025	Indianapolis Colts	Quarterbacks





COACHING STAFF

quarterback in NFL history and second rookie in NFL history to eclipse at least 3,500 passing yards and 500 rushing yards in a single season.

Prior to Arizona, Turner spent three seasons with the Carolina Panthers as their assistant quarterbacks coach (2017) and assistant wide receivers coach (2015-16).

Turner guided Cam Newton to 28 total touchdowns in 2017 after he completed 291-of-492 passes for 3,302 yards and 22 touchdowns with 16 interceptions as well as 139 carries for 754 yards and six touchdowns.

In 2016, Turner worked with Kelvin Benjamin, who tallied a team-high seven receiving touchdowns while also adding 63 receptions for 941 yards after he played in all 16 games in his first season back after suffering a season-ending injury in 2015.

He was part of a Panthers staff in 2015 that helped lead them to Super Bowl 50. Turner assisted an offense that set single-season franchise records in total points (500), touchdowns (59) and first downs (357). He guided wide receiver Ted Ginn Jr. to 44 receptions for 739 yards and a single-season career-high 10 receiving touchdowns. Ginn Jr. became the first Carolina wide receiver with at least 10 touchdowns in a season since Steve Smith in 2005 (12). Turner also mentored rookie wide receiver Devin Funchess, who contributed 31 receptions for 473 yards and five touchdowns. His five receiving touchdowns rank second in rookie single-season franchise history.

He spent two seasons (2013-14) as the quarterbacks and wide receivers coach at Florida International after serving as the assistant to the head coach with the Minnesota Vikings for two seasons (2011-12). While in Minnesota, he worked with Leslie Frazier and supported the coaching staff by compiling research projects, coordinating schedules and travel itineraries and assisting with practice and game preparation.

Turner began his career as the wide receivers/special teams coach at his alma mater, The Citadel. He also served as the school's team liaison for academic and military issues.

His father, Ron, was a head coach collegiately at San Jose State (1992) and Illinois (1997-2004). He also coached in the NFL with Chicago (1993-96), Indianapolis (2010-11), Tampa Bay (2012) and Carolina (2017). Turner's brother, Morgan, currently is the tight ends coach at Arkansas.

He played quarterback and wide receiver for The Citadel (2006-09). Turner played three seasons as a quarterback before injuring his shoulder and switching to wide receiver for his last season. He majored in business administration.

Turner and his wife, Janie, have three daughters, Charliejane, Luella and Livie.

CHRIS WATT



ASSISTANT OFFENSIVE LINE

JOINED COLTS: 2023

COACHING EXPERIENCE: 6TH YEAR

COLLEGE: NOTRE DAME

HOMETOWN: GLEN ELLYN, ILL.

Watt enters his third season with the Colts as the team's assistant offensive line coach. Prior to Indianapolis, he had three years of collegiate coaching experience.

Since 2023, Indianapolis has scored at least 20 points in 25 games, which ranks tied for eighth in the NFL.

For the second consecutive season, Indianapolis ranked in the top 10 in the NFL in rushing yards per game (137.1 – eighth) in 2024. The Colts tied for the seventh-fewest sacks allowed (32) and ranked sixth in games with no sacks allowed (four). The offensive line helped running back Jonathan Taylor finish fourth in the league in rushing yards (1,431). Guard Quenton Nelson was an Associated Press Second Team All-Pro choice and was named to the Pro Bowl (seventh selection).

Watt worked with two rookie draft picks in tackle Matt Goncalves (third round, 79th overall) and guard Tanor

WATT'S FOOTBALL CAREER

2020	Notre Dame	Graduate Assistant
2021	Tulane	Offensive Line
2022	Notre Dame	Graduate Assistant
2023-2025	Indianapolis Colts	Assistant Offensive Line





COACHING STAFF

Bortolini (fourth round, 117th overall). Goncalves played in all 17 games with eight starts (five at right tackle and three at left tackle), while Bortolini saw action in 12 games (five starts at center). Indianapolis also received contributions from undrafted rookie free agent guard Dalton Tucker, who appeared in 14 games (seven starts at right guard).

In 2023, the Colts offensive line helped pave the way for Indianapolis to finish in the top 10 in the NFL in points per game (23.3 – tied-10th) and rushing yards per game (121.1 – 10th). Center Ryan Kelly (fourth selection) and Nelson (sixth selection) were each named to the Pro Bowl.

Watt helped tutor rookie tackle Blake Freeland, whom the team selected in the fourth round (106th overall) of the 2023 NFL Draft. Freeland played in 16 games with nine starts (seven at right tackle and two at left tackle).

Watt has also served as tight ends coach (National Team – 2025) and offensive line coach (American Team – 2024) at the Senior Bowl the last two years.

In 2022, Watt was a graduate assistant at his alma mater, Notre Dame. He worked with a Fighting Irish offense that compiled over 5,000 yards of total offense (2,457 rushing, 2,693 passing) and two 1,000-scrimmage-yard finishers in Audric Estime (920 rushing, 134 receiving) and Logan Diggs (821 rushing, 211 receiving). Tight end Michael Mayer finished third among all tight ends nationally in receiving yards (809) and first in touchdowns (nine).

Before returning to Notre Dame, Watt was the offensive line coach at Tulane in 2021 and helped an offensive unit produce a top-five rushing attack (1,977 yards) in the American Conference. Running back Tyjae Spears led the team in rushing with 863 yards and nine touchdowns on 129 carries.

Watt began his coaching career as a graduate assistant for the Fighting Irish in 2020, primarily helping with the offensive line. In 2020, he was part of a Notre Dame team that finished 10-2 and clinched a College Football Playoff berth. The offensive line unit finished as the 2020 Joe Moore Award runner-up, which is an award given to the most outstanding offensive line unit in college football. Running back Kyren Williams earned Second Team All-ACC accolades after he finished in the top 10 in the nation in multiple offensive categories, including rushing yards (1,125 – ninth), rushing touchdowns (13 – tied-10th) and scrimmage yards (1,438 – eighth). Quarterback Ian Book also had a standout year as he completed 228-of-353 passes for 2,830 yards and 15 touchdowns with three interceptions.

Prior to getting into coaching, Watt worked with college recruits across the Midwest and Pennsylvania. He also worked as the director of business development at Array Sports and Entertainment in Chicago.

As a player, Watt was selected in the third round (89th overall) of the 2014 NFL Draft by the San Diego Chargers. In two seasons with the Chargers, he appeared in 17 games (eight starts). Watt signed with the New Orleans Saints in the 2015 offseason and retired later that year.

After redshirting his freshman season, Watt played in 50 career games (37 starts) over four seasons (2009-2013) at Notre Dame, primarily at left guard. He received the Pietrosante Award, which is given to the best student-athlete who displayed courage, loyalty, teamwork, dedication and pride.

Watt majored in marketing with a minor in anthropology.

REGGIE WAYNE



WIDE RECEIVERS

JOINED COLTS: 2022
COACHING EXPERIENCE: 4TH YEAR
COLLEGE: MIAMI (FL)
HOMETOWN: NEW ORLEANS, LA.

Wayne is in his fourth season with the Colts as the team's wide receivers coach. He served as a volunteer wide receivers coach with the team during the 2018 offseason program and training camp.

WAYNE'S FOOTBALL CAREER

2018	Indianapolis Colts	Volunteer Wide Receivers
2022-2025	Indianapolis Colts	Wide Receivers

Since 2023, Indianapolis has scored at least 20 points in 25 games, which ranks tied for eighth in the NFL.





COACHING STAFF

In 2024, Wayne's group was led by Josh Downs (72 receptions for 803 yards and five touchdowns), Michael Pittman Jr. (69 receptions for 808 yards and three touchdowns) and Alec Pierce (37 receptions for 824 yards and seven touchdowns). They were the first trio in the NFL since 2021 to each record 800 receiving yards in a single season. It marked the first time the Colts had three players eclipse 800 receiving yards in a single season since 2004 (Marvin Harrison, Brandon Stokley and Wayne). Pierce led the NFL in average yards per reception (22.3), while registering career highs in receiving yards and receiving touchdowns. Wayne also worked with rookie Adonai Mitchell, whom the team selected in the second round (52nd overall) of the 2024 NFL Draft. Mitchell played in all 17 games (seven starts) and compiled 23 receptions for 312 yards.

The Indianapolis offense finished in the top 10 in the NFL in points per game (23.3 – tied-10th) and rushing yards per game (121.1 – 10th) in 2023. Wayne guided Pittman Jr. to a career year as he tallied single-season career highs in receptions (109) and receiving yards (1,152) while also adding four touchdowns. Pittman Jr. ranked fifth in the NFL in receptions. He became just the fourth Colts player all-time to have at least 100 receptions and 1,000 receiving yards in a season (Dallas Clark, Harrison and Wayne).

Wayne also tutored Downs, whom the team selected in the third round (79th overall) of the 2023 NFL Draft. Downs appeared in all 17 games (nine starts) and compiled 68 receptions for 771 yards and two touchdowns. In team history, he finished first in receptions and fifth in receiving yards by a rookie. Downs ranked seventh in receptions and receiving yards among all rookies in 2023.

In 2022, Wayne's group totaled 224 receptions for 2,451 yards and 10 touchdowns. Pittman Jr. led the team with 99 receptions for 925 yards and four touchdowns. Parris Campbell established single-season career highs in receptions (63), receiving yards (623) and receiving touchdowns (three). Wayne helped develop Pierce, whom the team selected in the second round (53rd overall) of the 2022 NFL Draft. Pierce finished his first season with 41 receptions for 593 yards and two touchdowns. Among NFL rookies, Pierce ranked in the top 10 in receptions (ninth), receiving yards (sixth) and receiving touchdowns (tied for seventh).

In 14 seasons with Indianapolis, Wayne played in 211 games (197 starts), which are the most games played in franchise history, and tallied 1,070 receptions for 14,345 yards and 82 touchdowns. He currently ranks 10th all-time in NFL history in receptions and receiving yards. Wayne ranks second in Colts history in receptions, receiving yards and receiving touchdowns. His eight 1,000-yard receiving seasons are tied for the most in franchise history. Wayne registered 43 100-yard receiving games, which is the second-most in team history. He played in 189 consecutive games from 2001-2013, which is the third-longest streak in Colts history. Wayne tallied a reception in a franchise-record 205 games. He was originally selected by Indianapolis in the first round (30th overall) of the 2001 NFL Draft.

In the postseason, Wayne started all 21 contests he played in and caught 93 passes for 1,254 yards and nine touchdowns. In the playoffs, he ranks in the top 10 in league history in receptions (sixth), receiving yards (seventh) and receiving touchdowns (tied-10th).

A six-time Pro Bowl selection, Wayne was an Associated Press First Team All-Pro choice in 2010. He was also named NFL Offensive Player of the Week (1/9/05 vs. Denver – playoffs) and AFC Offensive Player of the Week (10/7/12 vs. Green Bay).

Wayne was inducted into the team's Ring of Honor in 2018 and was a member of Indianapolis' Super Bowl XLII victory. He is one of only two players in NFL history to rank in the top 10 in receiving yards in both the regular season and postseason (Jerry Rice).

Wayne served in the community during his entire playing career. He gave away more than 1,500 turkeys each Thanksgiving, hosted a Christmas adoption program to provide gifts for nearly 300 families, assisted with the "Saving Our Youth" Celebrity Basketball Tournament at the Indiana Black Expo in 2013 and donated tickets to local youth at each Colts game. In 2011, he was the recipient of the Colts' Man of the Year award.

Collegiately, Wayne played in 43 games (42 starts) in four seasons (1997-2000) at Miami (FL) and tallied 173 receptions for 2,510 yards and 20 touchdowns. He left the school with the all-time record for receptions and at the time was only one of three players in school history to record at least 20 receiving touchdowns (Michael Irvin and Lamar Thomas). Wayne was inducted into the University of Miami Sports Hall of Fame in 2011.

Wayne participated in the 2001 Senior Bowl. He was selected to the Senior Bowl Hall of Fame in 2021 and was named to the 75th Anniversary Team in 2023.

Wayne attended John Ehret High School in Marrero, La. and was a two-time all-state honoree. He also competed in the 200-yard meter dash and various relays in track. Wayne was inducted into the Greater New Orleans Sports Hall of Fame in 2021 and the Louisiana Sports Hall of Fame in 2018.





**KENNY
MOORE II**

CORNERBACK



FOOTBALL OPERATIONS

ED DODDS



ASSISTANT GENERAL
MANAGER

JOINED COLTS: 2017

NFL EXPERIENCE: 23RD YEAR

Ed Dodds enters his ninth season with the Colts and his eighth as assistant general manager after serving the 2017 campaign as vice president of player personnel. He will embark on his 23rd year in the NFL. Dodds spent 10 seasons (2007-2016) with the Seattle Seahawks prior to joining the Colts.

During the 2025 offseason, he assisted General Manager Chris Ballard with multiple moves to strengthen the team heading into the season. Indianapolis signed cornerback Charvarius Ward, safety Camryn Bynum and

quarterback Daniel Jones at the start of the new league year. In the 2025 NFL Draft, the Colts made eight selections – most notably first round draft pick tight end Tyler Warren. Warren won the 2024 John Mackey Award as the nation’s top tight end and placed seventh in Heisman Trophy voting.

In 2024, Dodds helped construct a team that finished with an 8-9 record with two Second Team All-Pro selections (linebacker Zaire Franklin and guard Quenton Nelson) and three Pro Bowl honorees (Franklin, Nelson and running back Jonathan Taylor).

The team finished 9-8 in 2023, while playing the majority of the games with their backup quarterback and unrestricted free agent pickup, Gardner Minshew II. Indianapolis had four players selected to the Pro Bowl, including defensive tackle DeForest Buckner, center Ryan Kelly, Nelson and Minshew II.

Following the 2022 season, Dodds played a role in the in-depth coaching search that ended with former Philadelphia Eagles Offensive Coordinator Shane Steichen. Steichen brought 13 seasons of coaching experience and helped lead the Eagles to an NFC Championship and Super Bowl appearance as their offensive coordinator in 2022.

In 2021, the Colts recorded top 10 finishes in points per game (26.5), rushing offense (149.4 yards per game) and defensive takeaways (33). Taylor, a 2020 second round draft choice, became the first Colts player to lead the NFL in rushing (1,811 yards) since Edgerrin James in 2000. Indianapolis tied for first in the NFL with five Associated Press All-Pro selections and led the league with seven players named to the Pro Bowl.

In 2020, Indianapolis made an AFC Wild Card appearance following an 11-5 regular season record. The Colts won six of their last eight games to clinch the final playoff spot in the AFC.

In the 2019 offseason, Dodds assisted in signing two free agents while helping select a 10-player draft class – seven defensive selections and three offensive picks.

The Colts started the 2018 season with a 1-5 record, but won nine of their last 10 games to clinch a postseason berth. Indianapolis became the third team in NFL history to start the season with a 1-5 mark and reach the playoffs.

During the 2018 offseason, Dodds assisted in signing several free agents while helping to select an 11-player draft class. Among those signed in free agency were defensive end Denico Autry, tight end Eric Ebron and guard Matt Slautson. The 2018 draft class was spearheaded by Nelson and linebacker Shaquille Leonard, who joined Pro Football Hall of Famers Dick Butkus and Gale Sayers (Chicago Bears, 1965) as the second pair of rookie teammates to be selected First Team All-Pro since The Associated Press started selecting All-Pro teams in 1940. Nelson was also selected to the Pro Bowl and Leonard was named the NFL’s Defensive Rookie of the Year.

Dodds served as Seattle’s senior personnel executive from 2014-16 and was responsible for evaluating both college and pro talent. As a national scout, he evaluated the south central region and overtook an expanded role of cross checking other regions. Dodds spent nine seasons in Seattle’s college scouting department after serving in the pro personnel department in 2007.

Dodds was part of a staff that was responsible for drafting franchise players in center Max Unger, safeties Earl Thomas and Kam Chancellor, cornerback Richard Sherman, quarterback Russell Wilson and linebackers Bruce Irvin and Bobby Wagner. The success of these draft selections culminated in the team’s first championship with a Super Bowl XLVIII victory over the Denver Broncos. Seattle reached Super Bowl XLIX the following year, but fell to the New England Patriots. During his tenure with Seattle, Dodds was part of six winning seasons, five NFC West championships and 10 playoff wins in addition to two Super Bowl appearances.

Prior to joining the Seahawks, Dodds spent four seasons with the Oakland Raiders as a pro scout. He was a student coach at Texas A&M-Kingsville from 2000-03, where he served one year as quality control assistant for the offense and then handled quality control on defense for two seasons.

Dodds earned a degree in business marketing from Texas A&M-Kingsville. The Ricardo, Texas native is also a U.S. Coast Guard licensed captain. He is married to his wife, Elizabeth Dodds (née Monroe).





FOOTBALL OPERATIONS

MIKE BLUEM



DIRECTOR OF FOOTBALL ADMINISTRATION

JOINED COLTS: 2010
NFL EXPERIENCE: 31ST YEAR

Mike Bluem enters his 14th season with the Indianapolis Colts as the team's director of football administration and his 31st year in the NFL. His primary responsibilities include being the lead negotiator of player contracts as well as managing the salary cap and player budgets. He is also responsible for keeping the club in compliance with the Collective Bargaining Agreement and NFL player personnel rules. Bluem served as a member of the NFL Management Council Club Services Committee from 2004-2014 and was invited to the 2014 NFL Career Development Symposium. Prior to joining the

Colts, he spent 17 seasons with the Denver Broncos beginning in 1995 as a college scouting assistant. Bluem served in that capacity during Denver's back-to-back championships in Super Bowl XXXII and Super Bowl XXXIII before being named coordinator of college scouting operations in 2000. He took on additional responsibilities with the salary cap in 2001 when he was named coordinator of football administration, a position he held until 2005 when he was then promoted to director of football administration. A native of Lewisville, Texas, Bluem earned his bachelor's degree in sports management from Liberty University in 1995. He resides in Carmel, Ind. with his wife, Shelley. They have twins, Zackary and Kylie, that currently attend Liberty University.

KEVIN ROGERS



DIRECTOR OF PLAYER PERSONNEL

JOINED COLTS: 2001
NFL EXPERIENCE: 25TH YEAR

Kevin Rogers is in his 25th season with the Colts and his sixth as director of player personnel. He spent six seasons as the director of pro personnel following four years as the associate director of pro personnel from 2010-13. He initially joined the Colts as an operations intern during the team's 2001 training camp. Rogers was a scouting assistant from 2001-05 and a pro scout from 2006-09. He was part of two Super Bowl teams as a pro scout, including the Colts' Super Bowl XLI championship. Rogers graduated from Villanova University in 2001 with a bachelor's degree in

finance and was a quarterback on the Wildcats football team. His father, Kevin Rogers Sr., has nearly 30 years of coaching experience at both the college and pro level. He spent time as the offensive coordinator at Syracuse and Notre Dame. Rogers Sr. also coached Pro Football Hall of Fame quarterback Brett Favre to one of his best statistical seasons serving as the Minnesota Vikings quarterbacks coach in 2009. Rogers was born on February 3, 1979 in Columbus, Ohio, and is married to the former Danielle Klinger of McVeytown, Pa. They reside in Carmel, Ind. with their children, Grady, Lucille, Nolan and Dawson.

JON SHAW



DIRECTOR OF PRO PERSONNEL

JOINED COLTS: 2006
NFL EXPERIENCE: 20TH YEAR

Jon Shaw enters his 20th season with the Colts and his sixth as director of pro personnel after spending two seasons as assistant director of pro scouting (2018-19). He oversees the day-to-day operations of the pro department, analyzes talent from other NFL rosters and practice squads as well as scouts future opponents, helps coordinate free agent visits and tryouts, and monitors NFL transactions. In addition to his pro scouting responsibilities, Shaw scouts other professional football leagues and sports, both nationally and internationally. He spent six seasons (2011-2017) as a

pro scout/special projects. In 2006, Shaw earned his start with the team as the football operations intern. From 2007-2011, he served as a scouting assistant. In 2011, he also worked as a defensive assistant along with his scouting responsibilities. Shaw was a four-year starter at defensive back for St. Lawrence University, lettered in lacrosse and graduated with a major in biology and a minor in sport studies. He is a native of Buffalo, N.Y. and resides with his wife, Lindsey, and kids, Jonathan Jay and Isabella, in Carmel, Ind.

MATT TERPENING



DIRECTOR OF COLLEGE SCOUTING

JOINED COLTS: 1998
NFL EXPERIENCE: 26TH YEAR

Matt Terpening enters his 28th season in the Colts scouting department and his fourth as director of college scouting. He served as the team's assistant director of college scouting for six seasons (2016-21). Terpening spent three years (2013-15) as a national scout prior to 13 seasons with the team as an area scout. He graduated from Xavier University in 1998 with a bachelor's degree in sports management. Terpening was a member of the Xavier basketball team that reached the NCAA tournament in 1997 and 1998. The Musketeers also captured the Atlantic-10 Conference Tournament

championship in 1998. Terpening was a ball boy for the Colts in high school and served as a summer intern in the Colts public relations office in 1997.





FOOTBALL OPERATIONS

JAMIE MOORE



**ASSISTANT DIRECTOR
OF COLLEGE SCOUTING**

**JOINED COLTS: 2006
NFL EXPERIENCE: 20TH YEAR**

Jamie Moore is in his 20th season in the Colts scouting department and his fourth as assistant director of college scouting. He spent 13 years (2009-2021) as an area scout with a focus on the Southeast region. Moore served as a Colts scouting assistant from 2006-08. He previously spent time as a recruiting assistant at Ball State University from 2004-05. Moore was also a football operations/player personnel intern with the Buffalo Bills in the summer of 2005. He was a defensive back at Tiffin University where he graduated with a bachelor's degree in sport management.

JOEY ELLIOTT



**ASSISTANT DIRECTOR
OF PRO SCOUTING**

**JOINED COLTS: 2017
NFL EXPERIENCE: 10TH YEAR**

Joey Elliott enters his 10th season with Indianapolis and his second as assistant director of pro scouting. He served as a pro scout for eight years (2016-23). With the Colts, Elliott works daily with the pro personnel department to manage the current roster, weekly workouts and advance scout opponents. In addition to his pro responsibilities, he scouts and fosters relationships with the Canadian Football League (CFL). Elliott also serves on the advisory committee for both the Colts' Tony Dungy Diversity Coaching Fellowship Program and Harriet P. Irsay Women in Football Fellowship Program, which provides diverse coaching candidates opportunities to gain valuable experience in the organization. Prior to the Colts, Elliott spent six seasons in the CFL as a scout (2015) and player (2010-14). In 2015, he served as the eastern scout for the Ottawa RedBlacks and covered the Big Ten, MAC and SEC conferences. Elliott played five seasons (2010-15) as a quarterback with the RedBlacks (2014), BC Lions (2013), and Winnipeg Blue Bombers (2010-12). He also spent time as a quarterback with the Philadelphia Eagles during the 2010 offseason, after signing with the team as an undrafted free agent. The Evansville, Indiana native played quarterback at Purdue (2005-09) and earned a bachelor's degree in organizational leadership and supervision, with a minor in communications, and a certificate in entrepreneurship and innovation. Elliott was a team co-captain in 2009 and was an Academic All-Big Ten selection from 2007-09. He serves on the Boilermaker Alliance Advisory Board. Elliott and his wife, Danielle Cook, have three children, Jack, Bryn and Madelyn.

TODD VASVARI



**SENIOR PLAYER
PERSONNEL SCOUT**

**JOINED COLTS: 1998
NFL EXPERIENCE: 31ST YEAR**

Todd Vasvari enters his 28th season with the Indianapolis Colts and his 10th as the club's senior player personnel scout. In four previous seasons (2012-15), he served as the team's assistant director of college scouting. Vasvari was also the eastern regional scout from 2006-2011 following a stint as the team's area scout. He worked as an area scout with the Carolina Panthers (1995-97) prior to joining the Colts and played tight end and earned a bachelor's degree in economics from Bloomsburg University in 1991. Vasvari worked three training camps (1989-1991) as an equipment assistant with the Buffalo Bills and then worked as a substitute teacher and assistant football coach at his alma mater, Phillipsburg (N.J.) High School, from 1992-94. His father, Hal, was a scout with the Montreal Alouettes and coached at the United States Merchant Marine Academy. Vasvari is married to the former Jennifer DeFrain. They have two sons, Bryce Daniel and Brady Andrew, and reside in Zionsville, Ind.

CHRIS MCGAHA



NATIONAL SCOUT

**JOINED COLTS: 2010
NFL EXPERIENCE: 15TH YEAR**

Chris McGaha enters his 16th season with the Colts and his first as national scout with a focus on the West Coast. He previously served eight seasons as west coast area scout (2017-24), two seasons as the team's National Football Scouting representative to the annual NFL Scouting Combine (2015-16), two seasons as personnel assistant (2013-14), and one season as assistant to general counsel and the director of football administration (2012). He began his career as an intern with the Colts from 2010-2011. McGaha graduated from Indiana University in 2007 with a Bachelor of Science degree and earned a Juris Doctor from Indiana University School of Law in 2010. He is licensed to practice law in Indiana. McGaha and his wife, Julia, have three children and reside in Scottsdale, Ariz.





FOOTBALL OPERATIONS

ANTHONY COUGHLAN



AREA SCOUT

JOINED COLTS: 2017
NFL EXPERIENCE: 10TH YEAR

Anthony Coughlan enters his ninth season with the Colts and his sixth as an area scout. He is in his first season scouting the Southeast area after spending the previous five focusing on the Southwest. Coughlan previously served as the team's college scouting coordinator. Prior to Indianapolis, he worked as a recruiting assistant at Ohio State for the 2016 season. In 2015, Coughlan served as a public relations intern for the Kansas City Chiefs. He graduated from Ohio State with a degree in strategic communication. As an undergrad student, Coughlan worked as a student manager for the football program for one season and as a cornerbacks and special teams intern for two seasons. He worked with Kerry Coombs assisting the recruiting and development process of seven first round cornerbacks while at Ohio State. Coughlan was also part of the 2014 National Championship team. He hails from Columbia, Md. and currently resides in Carmel, Ind.

CHAD HENRY



AREA SCOUT

JOINED COLTS: 2016
NFL EXPERIENCE: 29TH YEAR

Chad Henry enters his 10th season with the Colts as an area scout after spending 20 previous years in various college scouting roles with the Detroit Lions. Although side effects from a bout with cancer during high school ended Henry's promising playing career prematurely, he continued in football as a student assistant at Penn State from 1991-93. He was also an undergraduate assistant coach at Indiana University of Pennsylvania upon transferring there in the spring of 1994. In 1996, Henry received his BA from IUP in English and completed his MA in Labor and Industrial Relations from the same school in 1998. He is an active supporter of several sports programs at his high school alma mater Indiana (PA) Area, including founding, funding, and annually presenting The "13-33" Award and Scholarship for the football team's Most Inspirational Player. Henry and his wife, Holly, reside in Pittsburgh. They have three children, Leah, who is a collegiate track and field athlete at Edinboro University, Madeline, and Trent. Henry's father, Jack, retired in 2009 after a 40-year coaching career including in the NFL for Pittsburgh, Detroit, New Orleans and San Diego.

TYLER HUGHES



AREA SCOUT

JOINED COLTS: 2015
NFL EXPERIENCE: 11TH YEAR

Tyler Hughes enters his 11th season with the Colts and his seventh as an area scout. Hughes previously served as the team's National Football Scouting representative to the annual NFL Scouting Combine (2017-18) and focused on timing, testing and grading players within the states of Indiana, Ohio and Michigan. Prior to that role, he spent two years (2015-16) as a personnel assistant for the team. Hughes graduated from SUNY Cortland with a degree in sport management. He was a member of the Red Dragons football team for three years playing quarterback. Hughes was born on June 1, 1992, and currently resides in Indianapolis. He is married to his wife, Rebecca.

MIKE LACY



AREA SCOUT

JOINED COLTS: 2016
NFL EXPERIENCE: 10TH YEAR

Mike Lacy enters his 10th season with the Colts and his fourth as area scout. He served as NFS scout for three years (2019-21). Lacy served as a player personnel scout for one season (2018) after he was a scouting assistant his first two years with the team (2016-17). He was a summer operations intern for the Colts in 2015. Prior to Indianapolis, Lacy spent one season serving as the quarterbacks and wide receivers coach at Greece Arcadia High School in Rochester, N.Y. He also spent time working as a player personnel assistant for the Arena Football League's Philadelphia Soul while finishing his sport management degree from SUNY Cortland in the spring of 2015.

GREGORY LIVERPOOL III



AREA
PRO SCOUT

JOINED COLTS: 2023
NFL EXPERIENCE: 3RD YEAR

Gregory Liverpool III enters his third season with the Colts and his first as area/pro scout. He served as scouting assistant for the last two seasons (2023-24). Liverpool III worked as a training camp operations intern for the team in 2021 and 2022. He served as a football intern at Coastal Carolina for four seasons (2019-2022) and assisted with recruiting, player personnel and coaches film. Liverpool III majored in sports management at Coastal Carolina. He is married to his wife, Shemaiah.





FOOTBALL OPERATIONS

KASIA OMILIAN



AREA SCOUT

JOINED COLTS: 2020
NFL EXPERIENCE: 6TH YEAR

Kasia Omilian enters her sixth season with the Colts and her first as an area scout with a focus on the West Coast. She served as NFS scout for the last three seasons (2022-24). Omilian became the first female to hold that role. She previously served as scouting assistant (2021) and football operations intern (2020) where she assisted with team travel and coordinated player travel. Omilian got her start with the Colts in 2019 as a football operations intern supporting the team's offseason program. Prior to Indianapolis, she served as a football recruiting assistant for four seasons (2016-20) while

attending the University of Washington. Omilian also worked as a summer football operations intern for the Pittsburgh Steelers in 2017 and 2018. She earned a bachelor's degree in business with a minor in law, societies and justice.

TANNER CHASTAIN



NFS SCOUT

JOINED COLTS: 2023
NFL EXPERIENCE: 3RD YEAR

Chastain enters his third season with the Colts and his first as NFS scout. He served as scouting assistant for the last two seasons (2023-24). Chastain previously worked in player personnel for one season (2022) at Auburn. He served as a scouting assistant with the Senior Bowl from 2019-2022. Chastain played linebacker for four seasons (2015-18) at West Alabama. He graduated from West Alabama with a bachelor's degree in sports management.

MITCH CHESTER



COLLEGE SCOUTING COORDINATOR

JOINED COLTS: 2018
NFL EXPERIENCE: 8TH YEAR

Mitch Chester enters his eighth season with the Colts and his sixth as college scouting coordinator. He spent two years as the team's football operations assistant (2018-19). Chester previously worked with the Colts as a football operations intern during the 2017 offseason and as a remote game charter for the Cleveland Browns from 2015-17. He made coaching stops at St. Norbert College (2016-17), Carroll University (2015) and his alma mater, the University of Wisconsin – Stevens Point (2014). Chester played defensive end for the University of Wisconsin – Stevens Point from 2010-13 and was a co-captain his senior season. He is married to his wife, Kendall, and they have a daughter, Maia.

BOYD JACKSON



PRO PERSONNEL ASSISTANT

JOINED COLTS: 2017
NFL EXPERIENCE: 8TH YEAR

Boyd Jackson enters his ninth season with the Colts as the team's pro personnel assistant. Prior to his current role, he worked in the NFL licensing and distribution business for All-Sport, an apparel company located in Zionsville, Ind. Jackson has also spent time working for United Way after graduating with a degree in general studies from Indiana University in 2009. A native of Angola, Ind., he is married to Colts Owner & Chief Brand Officer and President of the Indianapolis Colts Foundation Kalen Jackson. The couple resides in Carmel, Ind. with their two daughters.

ANDREW HOYLE



PLAYER PERSONNEL SCOUT

JOINED COLTS: 2018
NFL EXPERIENCE: 8TH YEAR

Andrew Hoyle enters his eighth season with the Colts and his third as player personnel scout. In 2019, he interned with the team's sports science and football operations departments after getting his start with the Colts as an equipment intern in 2018. Hoyle earned bachelor's degrees in finance and sport management and a master's in sport management from Florida State University. While at FSU, he held roles as an athletics business office assistant (2018) and student football equipment manager (2016-18). Hoyle is married to his wife, Leidy.

JOE FONDEROLI



VICE PRESIDENT OF OPERATIONS

JOINED COLTS: 2008
NFL EXPERIENCE: 20TH YEAR

Joe Fonderoli enters his 20th season with the Colts and his third as vice president of operations. He previously served as senior director of events and operations (2018-22), director of events (2015-17), director of special events (2013-14), marketing manager (2010-13) and marketing assistant (2006-2010). Fonderoli began his career as a marketing seasonal intern in 2005. He graduated from Ball State with a degree in sports administration. Fonderoli is a native of Spring Valley, Ill. He resides in Cicero, Ind. with his wife, Kelly, and daughters, Mia and Lola.





FOOTBALL OPERATIONS

DAVID THORNTON



**VICE PRESIDENT OF
TEAM ENGAGEMENT**

**JOINED COLTS: 2012
NFL EXPERIENCE: 23RD YEAR**

David Thornton enters his 14th season with the Colts and his third as the club's vice president of team engagement. He spent 11 seasons as director of player engagement (2012-22). Thornton's primary charge is the personal and professional growth of each player during and beyond their NFL experience. He tailors specific programs involving professional development, career exposure, financial education and higher learning for members of the Colts. Thornton serves as the liaison between the team, club personnel and external resources. He provides evaluations for prospective college and

professional players as well as assisting with game day operations. Thornton also coordinates the Bill Walsh Minority Coaching Fellowship for the team. He spent nine years in the NFL, four with Indianapolis (2002-05) and the last five with the Tennessee Titans (2006-2010). In 121 career games (102 starts), Thornton totaled 730 tackles, 5.0 sacks, five interceptions, 10 forced fumbles, one fumble recovery and 25 passes defensed. In 2007, he was named the Titans' Ed Block Courage Award recipient. The following season, Thornton was voted the club's Walter Payton Man of the Year, a distinction he also earned twice with the Colts. During his career, Thornton was also nominated for the NFLPA's highest honor, the Byron "Whizzer" White Award on four occasions while receiving the President's Volunteer Service Award in 2008. He served in a number of leadership roles while playing which included defensive captain, NFL Player Advisory Board member and NFLPA Player Representative.

MELAINAY LOWE



**DIRECTOR OF FOOTBALL
OPERATIONS**

**JOINED COLTS: 2021
NFL EXPERIENCE: 8TH YEAR**

Melainay Lowe enters her fifth season with the Colts and her third as director of football operations. She was the team's football operations assistant in 2022. In 2021, Lowe served as a football operations intern and assisted in planning and executing all team and personnel logistics. Prior to Indianapolis, she served as a football equipment manager at the University of Notre Dame (2018-2020) working with wide receivers and tight ends. Lowe spent the 2020-21 season overseeing the equipment student manager program and assisted the Irish's defensive staff. She earned a bachelor's

degree in business administration from Saint Mary's College in Notre Dame, Ind.

GREG STAREK



**DIRECTOR OF FOOTBALL
ANALYTICS**

**JOINED COLTS: 2023
NFL EXPERIENCE: 4TH YEAR**

Greg Starek is in his third season as the team's director of football analytics. He previously served as a senior performance analyst for the San Francisco 49ers in 2022. Prior to the NFL, Starek was a senior data scientist for the San Francisco Giants for four years (2019-22). From 2016-19, he was a senior data scientist at Ezoic. From 2010-12, Starek served as head coach and offensive coordinator for the Basel Meanmachine in Basel, Switzerland. He helped lead the Meanmachine to a national championship in his first season with the team. Starek was also on the coaching staff at Saint Monica

Catholic (Calif.) High School for four seasons as the varsity offensive coordinator/quarterbacks coach (2007, 2008) and junior varsity offensive coordinator (2004, 2006). He holds a Ph.D. in biophysics (*cum laude*) and a master's degree in molecular biology from the University of Basel (Switzerland). Starek earned his bachelor's degree in biology from UCLA.

DEBBIE FINN




**ASSISTANT TO THE
GENERAL MANAGER**

**JOINED COLTS: 1994
NFL EXPERIENCE: 32ND YEAR**

Debbie Finn enters her 32nd season with the Colts and her eighth as assistant to the general manager. In her current role, she prepares scouting materials, coordinates football operations credentials and assists the general manager with administrative duties. Finn previously served as assistant to the head coach (2017-18) and assistant to the vice president of football operations (1994-2017). She graduated from Anderson University with a bachelor's degree in elementary education. Finn has three kids, Brooke, Steve and Abby, and currently resides with her husband, Guy.

LEIGH HULLETT



**DIRECTOR OF
PERFORMANCE
NUTRITION**

**JOINED COLTS: 2022
NFL EXPERIENCE: 4TH YEAR**

Leigh Hullett enters her fourth season with the Colts and her first as the team's director of performance nutrition. She spent the previous three seasons (2022-24) as the team's dietitian. Before Indianapolis, Hullett was the director of sports nutrition at Notre Dame. She also served at Notre Dame as the associate director of sports nutrition (2021-22), co-director of sports nutrition, interim (2021), sports nutrition associate (2018-21) and sports nutrition intern (2018). Hullett earned a bachelor's degree in applied health science, dietetics from Indiana. She graduated from Brebeuf Jesuit

Preparatory School in Indianapolis.





FOOTBALL OPERATIONS

CONNER HALLINAN



FOOTBALL OPERATIONS ASSISTANT

JOINED COLTS: 2023
NFL EXPERIENCE: 6TH YEAR

Conner Hallinan enters his third season with the Colts and his second as football operations assistant. He previously served as the team's football operations intern in 2023. In his role, Hallinan coordinates all travel for player workouts, free agency, the offseason program and training camp. He also assists the director of football operations with road game logistics. Prior to Indianapolis, Hallinan worked in a variety of roles with the Minnesota Vikings, including equipment associate (2022), COVID-19 protocol coordinator/team operations associate (2020-21) and training camp

operations intern (2018-19). He attended the University of Minnesota and majored in marketing and sports management.

SKYLAR HILLMANN



SCOUTING ASSISTANT

JOINED COLTS: 2023
NFL EXPERIENCE: 1ST YEAR

Hillmann is in her first season as scouting assistant. She served as a recruiting operations intern (2022-25) while attending the University of Missouri. Hillmann assisted with the compliance of NCAA rules and policies when coordinating visits for prospective student-athletes. She previously served as a football student assistant (2023) at Iowa State, where she supported the on-campus recruiting staff in scheduling and coordinating visits for prospective student-athletes. At Missouri, Hillmann majored in parks, recreation, sport and tourism with an emphasis in sport management.

JOE TSAIHO



SCOUTING ASSISTANT

JOINED COLTS: 2023
NFL EXPERIENCE: 1ST YEAR

Tsaiho is in his first season as scouting assistant. He attended the University of Florida and served as a college personnel assistant (2023-25) for the football team. Tsaiho wrote player reports, coordinated meetings with visiting NFL scouts and hosted recruiting visits. He earned a dual degree from Florida, including a bachelor's in business administration and a bachelor's in sport management.





LUKE
RHODES

LONG SNAPPER



ROSTER/DEPTH CHART

(As of October 14, 2025)

OFFENSE

WR	11 Michael Pittman Jr.	16 Ashton Dulin	
LT	79 Bernhard Raimann	67 Luke Tenuta	
LG	56 Quenton Nelson		
C	60 Tanor Bortolini	63 Danny Pinter	
RG	71 Matt Goncalves	68 Dalton Tucker	
RT	72 Braden Smith	<u>75 Jalen Travis</u>	
TE	<u>84 Tyler Warren</u>	81 Mo Alie-Cox	85 Drew Ogletree 86 Will Mallory
WR	1 Josh Downs	6 Anthony Gould	
WR	14 Alec Pierce	10 Adonai Mitchell	
QB	17 Daniel Jones	<u>15 Riley Leonard</u>	
RB	28 Jonathan Taylor	31 Tyler Goodson	-or- <u>21 DJ Giddens</u>

DEFENSE

DE	51 Kwity Paye	94 Tyquan Lewis	<u>91 JT Tuimoloua</u>
DT	99 DeForest Buckner	92 Neville Gallimore	95 Adetomiwa Adebawore
NT	90 Grover Stewart	98 Eric Johnson II	
DE	97 Laiatu Latu	52 Samson Ebukam	
WLB	53 Germaine Pratt	50 Segun Olubi	59 Buddy Johnson
MLB	44 Zaire Franklin	55 Chad Muma	58 Austin Ajjake
CB	7 Charvarius Ward Sr.	<u>35 Johnathan Edwards</u>	
FS	0 Camryn Bynum	25 Rodney Thomas II	
SS	20 Nick Cross	<u>36 Reuben Lowery III</u>	<u>41 Trey Washington</u>
NCB	23 Kenny Moore II		
CB	29 Mekhi Blackmon	38 Chris Lammons	

SPECIALISTS

P	8 Rigoberto Sanchez	
PK	12 Michael Badgley	
H	8 Rigoberto Sanchez	
LS	46 Luke Rhodes	
KR	6 Anthony Gould	16 Ashton Dulin
PR	6 Anthony Gould	1 Josh Downs

PRONUNCIATION GUIDE

Adetomiwa Adebawore	add-E-TOMMY-wah add-E-BARR-ray	Tyquan Lewis	TIE-kwon
Austin Ajjake	AH-gee-kay	Adonai Mitchell	ADD-an-I
Mekhi Blackmon	muh-KYE	Chad Muma	MOO-ma
Tanor Bortolini	TANN-er bort-oh-LEE-nee	Segun Olubi	SHEY-goo uh-LOO-bee
DeForest Buckner	duh-FORE-ist	Kwity Paye	QWIT-tee PAY
Ashton Dulin	DOO-linn	Bernhard Raimann	BERR-nard RY-man
Samson Ebukam	EH-boo-kahm	Rigoberto Sanchez	REE-go-BEAR-toe
Zaire Franklin	ZI-air	Braden Smith	BRAY-den
Neville Gallimore	neh-vuhl	Luke Tenuta	tuh-NOO-tuh
Matt Goncalves	gon-ZALL-vez	JT Tuimoloua	TWO-ee-mow-low-ow
Chris Lammons	LUH-mawns	Charvarius Ward Sr.	charr-VEAR-ee-us
Laiatu Latu	lie-AW-too LAW-too		





ROSTER/POSITIONAL

NO.	NAME	POS.	HT.	WT.	AGE	EXP.	COLLEGE	HOMETOWN	HOW ACQ.
QUARTERBACKS (2)									
15	Leonard, Riley	QB	6-4	213	23	R	Notre Dame	Fairhope, AL	D6-25
17	Jones, Daniel	QB	6-5	230	28	7	Duke	Charlotte, NC	UFA-25 (MIN)
RUNNING BACKS (3)									
21	Giddens, DJ	RB	6-0	212	22	R	Kansas State	Fort Campbell, KY	D5-25
28	Taylor, Jonathan	RB	5-10	226	26	6	Wisconsin	Salem, NJ	D2-20
31	Goodson, Tyler	RB	5-9	197	24	3	Iowa	Suwanee, GA	FA-23
WIDE RECEIVERS (6)									
1	Downs, Josh	WR	5-9	171	24	3	North Carolina	Suwanee, GA	D3-23
6	Gould, Anthony	WR	5-8	174	24	2	Oregon State	Leavenworth, KS	D5-24
10	Mitchell, Adonai	WR	6-2	205	23	2	Texas	Missouri City, TX	D2-24
11	Pittman Jr., Michael	WR	6-4	223	28	6	USC	Woodland Hills, CA	D2-20
14	Pierce, Alec	WR	6-3	211	25	4	Cincinnati	Glen Ellyn, IL	D2-22
16	Dulin, Ashton	WR	6-2	215	28	7	Malone	Reynoldsburg, OH	FA-19
TIGHT ENDS (4)									
81	Alie-Cox, Mo	TE	6-5	267	32	8	Virginia Commonwealth	Middleburg, VA	FA-17
84	Warren, Tyler	TE	6-6	256	23	R	Penn State	Mechanicsville, VA	D1-25
85	Ogletree, Drew	TE	6-5	260	27	4	Youngstown State	Dayton, OH	D6-22
86	Mallory, Will	TE	6-4	239	26	3	Miami (FL)	Jacksonville, FL	D5-23
OFFENSIVE LINE (9)									
56	Nelson, Quenton	G	6-5	330	29	8	Notre Dame	Holmdel, NJ	D1-18
60	Bortolini, Tanor	C	6-4	303	23	2	Wisconsin	Kewaunee, WI	D4-24
63	Pinter, Danny	C	6-4	301	29	6	Ball State	South Bend, IN	D5-20
67	Tenuta, Luke	T	6-8	314	26	3	Virginia Tech	Crozet, VA	FA-25
68	Tucker, Dalton	G	6-6	307	25	2	Marshall	Paris, KY	FA-24
71	Goncalves, Matt	G	6-6	317	24	2	Pittsburgh	Manoville, NY	D3-24
72	Smith, Braden	T	6-6	312	29	8	Auburn	Olathe, KS	D2-18
75	Travis, Jalen	T	6-8	339	23	R	Iowa State	Minneapolis, MN	D4-25
79	Raimann, Bernhard	T	6-6	303	28	4	Central Michigan	Vienna, Austria	D3-22
LINEBACKERS (6)									
44	Franklin, Zaire	LB	6-0	235	29	8	Syracuse	Philadelphia, PA	D7-18
50	Olubi, Segun	LB	6-1	233	25	4	San Diego State	Philadelphia, PA	FA-22
53	Pratt, Germaine	LB	6-3	250	29	7	North Carolina State	High Point, NC	FA-25
55	Muma, Chad	LB	6-3	239	26	4	Wyoming	Lone Tree, CO	W-25 (JAX)
58	Ajijake, Austin	LB	6-1	223	25	2	UNLV	San Jose, CA	FA-23
59	Johnson, Buddy	LB	6-2	240	26	5	Texas A&M	Dallas, TX	FA-25
DEFENSIVE BACKS (10)									
0	Bynum, Camryn	S	6-0	200	27	5	California	Corona, CA	UFA-25 (MIN)
7	Ward Sr., Charvarius	CB	6-1	196	29	8	Middle Tennessee State	McComb, MS	UFA-25 (SF)
20	Cross, Nick	S	6-0	212	24	4	Maryland	Bowie, MD	D3-22
23	Moore II, Kenny	CB	5-9	190	30	9	Valdosta State	Valdosta, GA	W-17 (NE)
25	Thomas II, Rodney	S	6-1	196	27	4	Yale	Pittsburgh, PA	D7-22
29	Blackmon, Mekhi	CB	5-11	178	26	3	USC	San Palo Alto, CA	T-25 (MIN)
35	Edwards, Johnathan	CB	6-1	201	23	R	Tulane	St. Louis, MO	FA-25
36	Lowery III, Reuben	S	5-9	204	23	R	Tennessee-Chattanooga	Powder Springs, GA	W-25 (BAL)
38	Lammons, Chris	CB	5-10	190	29	7	South Carolina	Lauderhill, FL	FA-23
41	Washington, Trey	S	5-10	205	22	R	Mississippi	Trussville, AL	FA-25
DEFENSIVE LINE (10)									
51	Paye, Kwity	DE	6-3	265	26	5	Michigan	Providence, RI	D1-21
52	Ebukam, Samson	DE	6-3	245	30	9	Eastern Washington	Portland, OR	UFA-23 (SF)
90	Stewart, Grover	DT	6-4	314	31	9	Albany State	Camilla, GA	D4-17
91	Tuimolou, JT	DE	6-4	264	22	R	Ohio State	Edgewood, WA	D2-25
92	Gallimore, Neville	DT	6-2	307	28	6	Oklahoma	Ottawa, Ontario, Canada	UFA-25 (LAR)
94	Lewis, Tyquan	DE	6-3	267	30	8	Ohio State	Tarboro, NC	D2-18
95	Adebawore, Adetomiwa	DT	6-2	282	24	3	Northwestern	Kansas City, MO	D4-23
97	Latu, Laiatu	DE	6-5	265	24	2	UCLA	Sacramento, CA	D1-24
98	Johnson II, Eric	DT	6-4	320	27	4	Missouri State	Plainfield, IL	W-25 (NE)
99	Buckner, DeForest	DT	6-7	295	31	10	Oregon	Waianae, HI	T-20 (SF)
SPECIALISTS (3)									
8	Sanchez, Rigoberto	P	6-0	195	31	9	Hawaii	Chico, CA	FA-17
12	Badgley, Michael	K	5-10	188	30	8	Miami (FL)	Summit, NJ	FA-25
46	Rhodes, Luke	LS	6-2	238	32	10	William & Mary	Hollidaysburg, PA	FA-16





ROSTER/ALPHABETICAL

NO.	NAME	POS	HT	WT	DOB	EXP	COLLEGE	HOMETOWN	HOW ACC
Active (53)									
95	Adebawore, Adetomiwa	DT	6-2	282	3/4/2001	3	Northwestern	Kansas City, MO	D4-23
58	Ajajke, Austin	LB	6-1	223	6/30/2000	2	UNLV	San Jose, CA	FA-23
81	Allie-Cox, Mo	TE	6-5	267	9/19/1993	8	Virginia Commonwealth	Middleburg, VA	FA-17
12	Badgley, Michael	K	5-10	188	7/28/1995	8	Miami (FL)	Summit, NJ	FA-25
29	Blackmon, Mekhi	K	5-11	178	3/18/1999	3	USC	San Palo Alto, CA	T-25 (MIN)
60	Bortolini, Tanor	CB	6-4	303	6/17/2002	2	Wisconsin	Kewaunee, WI	D4-24
99	Buckner, DeForest	DT	6-7	295	3/17/1994	10	Oregon	Waianae, HI	T-20 (SF)
0	Bynum, Camryn	S	6-0	200	7/19/1998	5	California	Corona, CA	UFA-25 (MIN)
20	Cross, Nick	S	6-0	212	9/10/2001	4	Maryland	Bowie, MD	D3-22
1	Downs, Josh	WR	5-9	171	8/12/2001	3	North Carolina	Suwanee, GA	D3-23
16	Dulin, Ashton	WR	6-2	215	5/15/1997	7	Malone	Reynoldsburg, OH	FA-19
52	Ebukam, Samson	DE	6-3	245	5/9/1995	9	Eastern Washington	Portland, OR	UFA-23 (SF)
35	Edwards, Johnathan	CB	6-1	201	11/16/2001	R	Tulane	St. Louis, MO	FA-25
44	Franklin, Zaire	LB	6-0	235	7/2/1996	8	Syracuse	Philadelphia, PA	D7-18
92	Gallimore, Neville	DT	6-2	307	1/17/1997	6	Oklahoma	Ottawa, Ontario, Canada	UFA-25 (LAR)
21	Giddens, DJ	RB	6-0	212	8/26/2003	R	Kansas State	Fort Campbell, KY	D5-25
7	Goncalves, Matt	G	6-6	317	1/26/2001	2	Pittsburgh	Manorville, NY	D3-24
6	Goodson, Tyler	RB	5-9	197	11/10/2000	3	Iowa	Suwanee, GA	FA-23
6	Gould, Anthony	WR	5-8	174	4/6/2001	2	Oregon State	Leavenworth, KS	D5-24
39	Johnson, Buddy	LB	6-2	240	2/27/1999	5	Texas A&M	Dallas, TX	FA-25
98	Johnson II, Eric	DT	6-4	320	7/16/1998	4	Missouri State	Plainfield, IL	UFA-25 (NE)
17	Jones, Daniel	QB	6-5	230	5/27/1997	7	Duke	Charlotte, NC	UFA-25 (MIN)
38	Lammons, Chris	CB	5-10	190	1/31/1996	7	South Carolina	Lauderhill, FL	FA-23
97	Latu, Laiatu	DE	6-5	265	12/31/2000	2	UCLA	Sacramento, CA	D1-24
15	Leonard, Riley	QB	6-4	213	9/13/2002	R	Notre Dame	Fairhope, AL	D6-25
94	Lewis, Tyquan	DE	6-3	267	1/30/1995	8	Ohio State	Tarboro, NC	D2-18
36	Lowery III, Reuben	S	5-9	204	7/30/2002	2	Tennessee-Chattanooga	Powder Springs, GA	UFA-25 (BAL)
86	Mallory, Will	TE	6-4	239	6/22/1999	3	Miami (FL)	Jacksonville, FL	D5-23
10	Mitchell, Adonai	WR	6-2	205	10/8/2002	2	Texas	Missouri City, TX	D2-24
23	Moore II, Kenny	CB	5-9	190	8/23/1995	9	Valdosta State	Valdosta, GA	UFA-25 (WI)
55	Muma, Chad	LB	6-3	239	8/18/1999	4	Wyoming	Lone Tree, CO	UFA-25 (JAX)
56	Nelson, Quenton	G	6-5	330	3/19/1996	8	Notre Dame	Holmdel, NJ	D1-18
85	Ogletree, Drew	TE	6-5	260	7/28/1998	4	Youngstown State	Dayton, OH	D6-22
50	Olibu, Segun	LB	6-1	233	11/1/1999	4	San Diego State	Philadelphia, PA	FA-22
51	Paye, Kwity	DE	6-3	265	11/19/1998	8	Michigan	Providence, RI	D1-21
14	Pierce, Alec	WR	6-3	211	5/2/2000	4	Cincinnati	Glen Ellyn, IL	D2-22
63	Pinter, Danny	C	6-4	301	6/19/1996	6	Ball State	South Bend, IN	D5-20
11	Pittman Jr., Michael	WR	6-4	223	10/5/1997	6	USC	Woodland Hills, CA	D2-20
53	P Pratt, Germaine	LB	6-3	250	5/21/1996	7	North Carolina State	High Point, NC	FA-25
79	Raimann, Bernhard	T	6-6	303	9/23/1997	4	Central Michigan	Vienna, Austria	D3-22
46	Rhodes, Luke	LS	6-2	238	12/2/1992	10	William & Mary	Holidaysburg, PA	FA-17
8	Sanchez, Rigoberto	P	6-0	195	9/8/1994	9	Hawaii	Chico, CA	D2-18
72	Smith, Braden	T	6-6	312	3/25/1996	8	Auburn	Olathe, KS	D2-18
90	Stewart, Grover	DT	6-4	314	10/20/1993	9	Albany State	Camilla, GA	D4-17
28	Taylor, Jonathan	RB	5-10	226	1/19/1999	6	Wisconsin	Salem, NJ	D2-20
67	Tenuta, Luke	T	6-8	314	9/1/1999	3	Virginia Tech	Crozet, VA	FA-25
25	Thomas II, Rodney	S	6-1	196	6/26/1998	4	Yale	Pittsburgh, PA	D7-22
75	Travis, Jalton	T	6-8	339	4/19/2002	R	Iowa State	Minneapolis, MN	D4-25
68	Tucker, Dalton	G	6-6	307	3/18/2000	2	Marshall	Paris, KY	FA-24
81	Tuimoloua, JT	DE	6-4	264	5/10/2003	R	Ohio State	Edgewood, WA	D2-25
7	Ward Sr., Charvarius	CB	6-1	196	5/16/1996	8	Middle Tennessee State	McComb, MS	UFA-25 (SF)
84	Warren, Tyler	TE	6-6	256	5/24/2002	R	Penn State	Mechanicsville, VA	D1-25
41	Washington, Trey	S	5-10	205	12/9/2002	R	Mississippi	Trussville, AL	FA-25
Injured Reserve (12)									
##	Ahmed, Salvon	RB	5-11	197	12/29/1998	6	Washington	Kirkland, WA	FA-24
48	Bachie, Joe	LB	6-2	235	2/26/1998	6	Michigan State	Brook Park, OH	FA-25
73	Freeland, Blake	T	6-7	302	5/3/2001	3	BYU	Herriman, UT	D4-23
40	Jones, Jaylon	CB	6-2	203	4/3/2002	3	Texas A&M	Cibola, TX	D7-23
2	Montgomery, D.J.	WR	6-1	201	11/17/1996	4	Austin Peay	Durant, MS	FA-23
54	Phillips, Jacob	LB	6-3	228	4/1/1999	5	LSU	Nashville, TN	FA-25
5	Richardson Sr., Anthony	QB	6-4	244	5/22/2002	3	Florida	Gainesville, FL	D1-23
32	Scott, Daniel	S	6-1	208	10/26/1998	3	California	Pasadena, CA	FA-23
3	Shrader, Spencer	K	6-2	201	5/19/1999	2	Notre Dame	Lithia, FL	D5-25
27	Walley, Justin	CB	5-10	190	9/22/2002	R	Minnesota	D'Iberville, MS	D3-25
76	Wilson, Jack	T	6-11	310	10/22/1999	1	Washington State	Montara, CA	FA-24
30	Wohler, Hunter	S	6-2	213	1/12/2003	R	Wisconsin	Muskego, WI	D7-25
Injured Reserve - Designated For Return (1)									
57	Carlies, Jaylon	LB	6-3	227	9/13/2001	2	Missouri	Orlando, FL	D5-24
Practice Squad (16)									
26	Abdullah, Ameer	RB	5-9	203	6/13/1993	11	Nebraska	Homewood, AL	FA-25
37	Bentley IV, Ulysses	RB	5-10	200	12/30/2000	R	Mississippi	Houston, TX	FA-25
42	Garber, Keenan	CB	6-0	188	7/22/2000	R	Kansas State	Lawrence, KS	FA-25
81	Mang, Maximilian	TE	6-6	263	3/13/2000	R	Syracuse	Braunenburg, Germany	FA-25
78	Matos, Bayron	T	6-7	334	12/8/2000	1	South Florida	Santo Domingo, DR	FA-25
49	McKeon, Sean	TE	6-5	255	12/28/1997	6	Michigan	Dudley, MA	FA-24
43	Mitchell, Cameron	CB	5-11	191	9/8/2001	3	Northwestern	Bolingbrook, IL	FA-25
65	Morrissey, Jimmy	C	6-4	305	6/9/1998	3	Pittsburgh	Huntingdon Valley, PA	FA-25
74	Nchami, Durell	DE	6-4	258	2/11/2000	2	Maryland	Silver Springs, MD	FA-24
34	Nikkel, Ben	S	6-1	210	9/24/1999	1	Iowa State	McPherson, KS	FA-25
9	Owen, Coleman	WR	5-10	181	3/23/2001	R	Ohio	Gilbert, AZ	FA-25
47	Pride Jr., Troy	CB	5-11	195	1/19/1998	3	Notre Dame	Greer, SC	FA-25
66	Sills, Josh	G	6-6	325	1/26/1998	4	Oklahoma State	Sarahsville, OH	W-23 (PHI)
93	Smith, Tim	DT	6-4	306	8/9/2002	R	Alabama	Gifford, FL	D6-25
13	Treadwell, Laquon	WR	6-2	215	6/14/1995	10	Mississippi	Chicago, IL	FA-24





ROSTER/ALPHABETICAL

54	Walker Jr., Anthony	LB	6-1	235	8/8/1995	9	Northwestern	Miami, FL	FA-25
Practice Squad Injured (1)									
33	Hilton, Mike	CB	5-9	184	3/9/1994	9	Mississippi	Fayetteville, GA	FA-25





ROSTER/NUMERICAL

NO.	NAME	POS	HT	WT	DOB	EXP	COLLEGE	HOMETOWN	HOW ACC
Active (53)									
0	Bynum, Camryn	S	6-0	200	7/19/1998	5	California	Corona, CA	UFA-25 (MIN)
1	Downs, Josh	WR	5-9	171	8/12/2001	3	North Carolina	Suwaneew, GA	O3-23
6	Gould, Anthony	WR	5-8	174	4/6/2001	2	Oregon State	Leavenworth, KS	O5-24
7	Ward Sr., Charvarius	CB	6-1	196	5/16/1996	8	Middle Tennessee State	McComb, MS	UFA-25 (SF)
8	Sanchez, Rigoberto	P	6-0	195	9/8/1994	9	Hawaii	Chico, CA	FA-17
10	Mitchell, Adonai	WR	6-2	205	10/8/2002	2	Texas	Missouri City, TX	O2-24
11	Pittman Jr., Michael	WR	6-4	223	10/5/1997	6	USC	Woodland Hills, CA	O2-20
12	Badgley, Michael	K	5-10	188	7/28/1995	8	Miami (FL)	Summit, NJ	FA-25
14	Pierce, Alec	WR	6-3	211	5/2/2000	4	Cincinnati	Glen Elyn, IL	O2-22
15	Leonard, Riley	QB	6-4	213	9/13/2002	R	Notre Dame	Fairhope, AL	O6-25
16	Dulin, Ashton	WR	6-2	215	5/15/1997	7	Malone	Reynoldsburg, OH	FA-19
17	Jones, Daniel	QB	6-5	230	5/27/1997	7	Duke	Charlotte, NC	UFA-25 (MIN)
20	Cross, Nick	S	6-0	212	9/10/2001	4	Maryland	Bowie, MD	O3-22
21	Giddens, DJ	RB	6-0	212	8/26/2003	R	Kansas State	Fort Campbell, KY	O5-25
23	Moore II, Kenny	CB	5-9	190	8/23/1995	9	Valdosta State	Valdosta, GA	W-17 (NE)
25	Thomas II, Rodney	S	6-1	196	6/26/1998	4	Yale	Pittsburgh, PA	O7-22
28	Taylor, Jonathan	RB	5-10	226	1/19/1999	6	Wisconsin	Salem, NJ	O2-20
29	Blackmon, Mekhi	CB	5-11	178	3/18/1999	3	USC	San Palo Alto, CA	T-25 (MIN)
31	Goodson, Tyler	RB	5-9	197	11/10/2000	3	Iowa	Suwaneew, GA	FA-23
35	Edwards, Johnathan	CB	6-1	201	11/16/2001	R	Tulane	St. Louis, MO	FA-25
36	Lowery III, Reuben	S	5-9	204	7/30/2002	R	Tennessee-Chattanooga	Powder Springs, GA	W-25 (BAL)
38	Lammons, Chris	CB	5-10	190	1/31/1996	7	South Carolina	Lauderhill, FL	FA-23
41	Washington, Trey	S	5-10	205	12/9/2002	R	Mississippi	Trussville, AL	FA-25
44	Franklin, Zaire	LB	6-0	235	7/2/1996	8	Syracuse	Philadelphia, PA	O7-18
46	Rhodes, Luke	LS	6-2	238	12/2/1992	10	William & Mary	Hollidaysburg, PA	FA-16
50	Olubi, Segun	LB	6-1	233	11/1/1999	4	San Diego State	Philadelphia, PA	FA-22
51	Paye, Kwity	DE	6-3	265	11/19/1998	5	Michigan	Providence, RI	O1-21
52	Ebukam, Samson	DE	6-3	245	5/9/1995	9	Eastern Washington	Portland, OR	UFA-23 (SF)
53	Pratt, Germaine	LB	6-3	250	5/21/1996	7	North Carolina State	High Point, NC	FA-25
55	Muma, Chad	LB	6-3	239	8/18/1999	4	Wyoming	Lone Tree, CO	W-25 (JAX)
56	Nelson, Quenton	G	6-5	330	3/19/1996	8	Notre Dame	Holmdel, NJ	O1-18
58	Ajajake, Austin	LB	6-1	223	6/30/2000	2	UNLV	San Jose, CA	FA-23
59	Johnson, Buddy	LB	6-2	240	2/27/1999	5	Texas A&M	Dallas, TX	FA-25
60	Bortolini, Tanor	C	6-4	303	6/17/2002	2	Wisconsin	Kewaunee, WI	O3-23
63	Ball, Danny	C	6-4	301	6/19/1996	6	Ball State	South Bend, IN	O5-20
67	Tenuta, Luke	T	6-8	314	9/1/1999	3	Virginia Tech	Crozet, VA	FA-25
68	Tucker, Dalton	G	6-6	307	3/18/2000	2	Marshall	Paris, KY	FA-24
71	Goncalves, Matt	G	6-6	317	1/26/2001	2	Pittsburgh	Manorville, NY	O3-24
72	Smith, Braden	T	6-6	312	3/25/1996	8	Auburn	Olathe, KS	O2-18
75	Travis, Jalen	T	6-8	339	4/19/2002	R	Iowa State	Minneapolis, MN	O4-25
79	Raimann, Bernhard	T	6-6	303	9/23/1997	4	Central Michigan	Vienna, Austria	O3-22
81	Alie-Cox, Mo	TE	6-5	267	9/19/1993	8	Virginia Commonwealth	Middleburg, VA	FA-17
84	Warren, Tyler	TE	6-6	256	5/24/2002	R	Penn State	Mechanicsville, VA	O1-25
85	Ogletree, Drew	TE	6-5	260	7/28/1998	4	Youngstown State	Dayton, OH	O6-22
86	Mallory, Will	TE	6-4	239	6/22/1999	3	Miami (FL)	Jacksonville, FL	D5-23
90	Stewart, Grover	DT	6-4	314	10/20/1993	9	Albany State	Camilla, GA	O4-17
91	Tuimoloua, JT	DE	6-4	264	5/10/2003	R	Ohio State	Edgewood, WA	O2-25
92	Gallimore, Neville	DT	6-2	307	1/17/1997	6	Oklahoma	Ottawa, Ontario, Canada	UFA-25 (LAR)
94	Lewis, Tyquan	DE	6-3	267	1/30/1995	8	Ohio State	Tarboro, NC	O2-18
95	Adebavore, Adetomiwa	DT	6-2	282	3/4/2001	3	Northwestern	Kansas City, MO	O4-23
97	Latu, Laiatu	DE	6-5	265	12/31/2000	2	UCLA	Sacramento, CA	O1-24
98	Johnson II, Eric	DT	6-4	320	7/16/1998	4	Missouri State	Plainfield, IL	W-25 (NE)
99	Buckner, DeForest	DT	6-7	295	3/17/1994	10	Oregon	Waianae, HI	T-20 (SF)
Injured Reserve (12)									
#	Ahmed, Salvon	RB	5-11	197	12/29/1998	6	Washington	Kirkland, WA	FA-24
2	Montgomery, D.J.	WR	6-1	201	11/17/1996	4	Austin Peay	Durant, MS	FA-23
3	Shradler, Spencer	K	6-2	201	5/19/1999	2	Notre Dame	Lithia, FL	FA-25
5	Richardson Sr., Anthony	QB	6-4	244	5/22/2002	3	Florida	Gainesville, FL	O3-23
27	Walley, Justin	CB	5-10	190	9/22/2000	R	Minnesota	D'iberville, MS	O2-25
30	Wohler, Hunter	S	6-2	213	1/12/2003	R	Wisconsin	Muskego, WI	O7-25
32	Scott, Daniel	S	6-1	208	10/26/1998	3	California	Pasadena, CA	O5-23
40	Jones, Jaylon	CB	6-2	203	4/3/2002	3	Texas A&M	Cibolo, TX	O7-23
48	Bachie, Joe	LB	6-2	235	2/26/1998	6	Michigan State	Brook Park, OH	FA-25
54	Phillips, Jacob	LB	6-3	228	4/1/1999	5	LSU	Nashville, TN	FA-25
73	Freeland, Blake	T	6-7	302	5/3/2001	3	BYU	Herriman, UT	O4-23
76	Wilson, Jack	T	6-11	310	10/22/1999	1	Washington State	Montara, CA	FA-24
Injured Reserve - Designated For Return (1)									
57	Carlies, Jaylon	LB	6-3	227	9/13/2001	2	Missouri	Orlando, FL	O5-24
Practice Squad (16)									
9	Owen, Coleman	WR	5-10	181	3/23/2001	R	Ohio	Gilbert, AZ	FA-25
13	Treadwell, Laquan	WR	6-2	215	6/14/1995	10	Mississippi	Chicago, IL	FA-24
26	Abdullah, Ameer	RB	5-9	203	6/13/1993	11	Nebraska	Homewood, AL	FA-25
34	Nikkiel, Ben	S	6-1	210	9/24/1998	8	Iowa State	McPherson, KS	FA-25
37	Bentley IV, Ulysses	WR	5-10	200	12/30/2000	R	Mississippi	Houston, TX	FA-25
42	Garber, Keenan	CB	6-0	188	7/22/2000	R	Kansas State	Lawrence, KS	FA-25
43	Mitchell, Cameron	CB	5-11	191	9/8/2001	3	Northwestern	Bolingbrook, IL	FA-25
45	Mang, Maximilian	TE	6-6	263	3/13/2000	R	Syracuse	Bradenburg, Germany	FA-25
47	Pride Jr., Troy	CB	5-11	195	1/19/1998	3	Notre Dame	Greer, SC	FA-25
49	McKeon, Sean	TE	6-5	255	12/28/1997	6	Michigan	Dudley, MA	FA-24
55	Walker Jr., Anthony	LB	6-1	235	8/8/1995	9	Northwestern	Miami, FL	FA-25
64	Morrissey, Jimmy	C	6-4	305	6/9/1998	3	Pittsburgh	Huntingdon Valley, PA	FA-25
66	Sills, Josh	G	6-6	325	1/26/1998	4	Oklahoma State	Sarahsville, OH	W-23 (PHI)
74	Nchami, Durrell	DE	6-4	258	2/11/2000	2	Maryland	Silver Springs, MD	FA-24
78	Matos, Bayron	T	6-7	334	12/8/2000	1	South Florida	Santo Domingo, DR	FA-25





ROSTER/NUMERICAL

93	Smith, Tim	DT	6-4	306	8/9/2002	R	Alabama	Gifford, FL	D6-25
Practice Squad Injured (1)									
33	Hilton, Mike	CB	5-9	184	3/9/1994	9	Mississippi	Fayetteville, GA	FA-25





ROSTER/HOW BUILT

YEAR	DRAFTEES (35)	FREE AGENTS (40)	TRADES/WAIVERS (7)
2016		LS Luke Rhodes (FA-16)	
2017	DT Grover Stewart (4)	TE Mo Alie-Cox (FA-17) P Rigoberto Sanchez (FA-17)	CB Kenny Moore II (W-17 NE)
2018	G Quenton Nelson (1) DE Tyquan Lewis (2) T Braden Smith (2) LB Zaire Franklin (7)		
2019		WR Ashton Dulin (FA-19)	
2020	WR Michael Pittman Jr. (2) RB Jonathan Taylor (2) C Danny Pinter (5)		DT DeForest Buckner (T-20 SF)
2021	DE Kwity Paye (1)		
2022	WR Alec Pierce (2) S Nick Cross (3) T Bernhard Raimann (3) TE Drew Ogletree (6) S Rodney Thomas II (7)	LB Segun Olubi (FA-22)	
2023	QB Anthony Richardson Sr. (1) * WR Josh Downs (3) DT Adetomiwa Adebawore (4) T Blake Freeland (4) * TE Will Mallory (5) S Daniel Scott (5) * CB Jaylon Jones (7) *	LB Austin Ajiaka (FA-23) DE Samson Ebukam (UFA-23 SF) RB Tyler Goodson (FA-23) CB Chris Lammons (FA-23) WR D.J. Montgomery (FA-23) *	G Josh Sills (W-23 PHI) ^
2024	DE Laiatu Latu (1) WR Adonai Mitchell (2) G Matt Goncalves (3) C Tanor Bortolini (4) LB Jaylon Carlies (5) * WR Anthony Gould (5)	RB Salvon Ahmed (FA-24) * TE Sean McKeon (FA-24) ^ DE Durrell Nchami (FA-24) ^ WR Laquon Treadwell (FA-24) ^ G Dalton Tucker (FA-24) T Jack Wilson (FA-24) *	
2025	TE Tyler Warren (1) DE JT Tuimoloau (2) CB Justin Walley (3) * T Jalen Travis (4) RB DJ Giddens (5) QB Riley Leonard (6) DT Tim Smith (6) ^ S Hunter Wohler (7) *	RB Ameer Abdullah (FA-25) ^ LB Joe Bachie (FA-25) * K Michael Badgley (FA-25) RB Ulysses Bentley IV (FA-25) ^ S Camryn Bynum (UFA-25 MIN) CB Johnathan Edwards (FA-25) DT Neville Gallimore (UFA-25 LAR) CB Keenan Garber (FA-25) ^ LB Buddy Johnson (FA-25) QB Daniel Jones (UFA-25 MIN) TE Maximilian Mang (FA-25) ^ T Bayron Matos (FA-25) ^ CB Cameron Mitchell (FA-25) ^ C Jimmy Morrissey (FA-25) ^ S Ben Nikkel (FA-25) ^ WR Coleman Owen (FA-25) ^ LB Jacob Phillips (FA-25) * LB Germaine Pratt (FA-25) CB Troy Pride Jr. (FA-25) ^ K Spencer Shrader (FA-25) * T Luke Tenuta (FA-25) LB Anthony Walker Jr. (FA-25) ^ CB Charvarius Ward Sr. (UFA-25 SF) S Trey Washington (FA-25)	CB Mekhi Blackmon (T-25 MIN) DT Eric Johnson II (W-25 NE) S Reuben Lowery III (W-25 BAL) LB Chad Muma (W-25 JAX)

Key: * Injured Reserve, ^ Practice Squad, * Injured Reserve - Designated For Return





ROSTER/TRANSACTIONS

DATE	POS.	PLAYER	TRANSACTION	POS.	PLAYER	TRANSACTION
10/14	T	Bayron Matos	Signed to the practice squad	T	Marcellus Johnson	Released from the practice squad
	CB	Keydrain Calligan	Released from the practice squad			
10/13	RB	Ameer Abdullah	Reverted back to the practice squad	CB	Cameron Mitchell	Reverted back to the practice squad
	QB	Anthony Richardson Sr.	Placed on Injured Reserve list	S	Reuben Lowery III	Claimed off waivers (from BAL)
10/11	RB	Ameer Abdullah	Elevated to the active roster from the practice squad	CB	Cameron Mitchell	Elevated to the active roster from the practice squad
10/8	LB	Germaine Pratt	Signed as a free agent	LB	Joe Bachie	Placed on Injured Reserve list
10/7	K	Michael Badgley	Signed as a free agent	K	Spencer Strader	Placed on Injured Reserve list
	CB	Troy Pride Jr.	Signed to the practice squad	CB	Mike Hilton	Placed on Practice Squad Injured list
10/6	RB	Ameer Abdullah	Reverted back to the practice squad	CB	Mike Hilton	Reverted back to the practice squad
10/4	CB	Cameron Mitchell	Signed to the practice squad	CB	Chris Lammons	Signed to the 53-man roster from the practice squad
	S	Daniel Scott	Placed on Injured Reserve list	RB	Ameer Abdullah	Elevated to the active roster from the practice squad
	CB	Mike Hilton	Elevated to the active roster from the practice squad			
10/2	CB	Keenan Garber	Signed to the practice squad			
10/1	S	Trey Washington	Signed to the 53-man roster from the practice squad	CB	Xavien Howard	Placed on Reserve/Retired list
9/30	LB	Buddy Johnson	Signed off of the Dallas Cowboys practice squad	LB	Cameron McGrone	Waived
9/29	CB	Mike Hilton	Reverted back to the practice squad	G	Josh Sills	Reverted back to the practice squad
9/27	CB	Mike Hilton	Elevated to the active roster from the practice squad	G	Josh Sills	Elevated to the active roster from the practice squad
9/23	CB	Mike Hilton	Signed to the practice squad	WR	Tyler Scott	Released from the practice squad
9/16	C	Jimmy Morrissey	Signed to the practice squad	LB	Austin Ajakaiye	Signed to the 53-man roster from the practice squad
9/15	RB	Ulysses Bentley IV	Reverted back to the practice squad	CB	Chris Lammons	Reverted back to the practice squad
9/13	S	Trey Washington	Signed to the practice squad	S	Darrick Forrest	Released from the practice squad
	CB	Jaylon Jones	Placed on Injured Reserve list	RB	Ulysses Bentley IV	Elevated to the active roster from the practice squad
	CB	Chris Lammons	Elevated to the active roster from the practice squad			
9/9	CB	Keydrain Calligan	Signed to the practice squad	S	Darrick Forrest	Signed to the practice squad
	C	Mose Vavao	Released from the practice squad	S	Trey Washington	Released from the practice squad
9/8	LB	Austin Ajakaiye	Reverted back to the practice squad	RB	Ulysses Bentley IV	Reverted back to the practice squad
	RB	Ameer Abdullah	Signed to the practice squad	RB	Khalil Herbert	Released from the practice squad
9/6	LB	Austin Ajakaiye	Elevated to the active roster from the practice squad	RB	Ulysses Bentley IV	Elevated to the active roster from the practice squad
9/5	K	Maddux Trujillo	Waived from Injured Reserve list with an injury settlement			
9/1	LB	Anthony Walker Jr.	Signed to the practice squad	DT	Josh Tupou	Released from the practice squad
8/28	S	Ben Nikkel	Signed to the practice squad	WR	Tyler Scott	Signed to the practice squad
	WR	Tyler Kahmann	Released from the practice squad	WR	Laquon Treadwell	Signed to the practice squad
	DT	Tim Smith	Signed to the practice squad			
8/27	DT	Tim Smith	Waived	LB	Chad Muma	Claimed off waivers (from JAX)
	LB	Austin Ajakaiye	Signed to the practice squad	RB	Ulysses Bentley IV	Signed to the practice squad
	RB	Khalil Herbert	Signed to the practice squad	T	Marcellus Johnson	Signed to the practice squad
	WR	Tyler Kahmann	Signed to the practice squad	CB	Chris Lammons	Signed to the practice squad
	TE	Maximilian Mang	Signed to the practice squad	TE	Sean McKeon	Signed to the practice squad
	DE	Durell Nchami	Signed to the practice squad	WR	Coleman Owen	Signed to the practice squad
	G	Josh Sills	Signed to the practice squad	DT	Josh Tupou	Signed to the practice squad
	C	Mose Vavao	Signed to the practice squad	S	Trey Washington	Signed to the practice squad
8/26	LB	Austin Ajakaiye	Waived	WR	Ajau Ajau	Waived
	CB	Jason Bean	Waived	RB	Ulysses Bentley IV	Waived
	CB	JuJu Brents	Waived	LB	Jake Chaney	Waived
	DT	Devonta Davis	Waived	LB	Solomon DeShields	Waived
	T	Marshall Foermer	Waived	C	Wesley French	Waived
	DE	Marcus Haynes	Waived	CB	Alex Johnson	Waived
	T	Marcellus Johnson	Waived	WR	Tyler Kahmann	Waived
	DE	Isaiah Land	Waived	DE	Desmond Little	Waived
	TE	Maximilian Mang	Waived	CB	B.J. Mayes	Waived
	DE	Durell Nchami	Waived	RB	Nate Noel	Waived
	WR	Coleman Owen	Waived	WR	Landon Parker	Waived
	G	Josh Sills	Waived	WR	Blayne Taylor	Waived
	S	Ladarius Tennon	Waived	LB	Joseph Vaughn	Waived
	C	Mose Vavao	Waived	S	Trey Washington	Waived
	CB	Samuel Womack III	Waived	TE	Jelani Woods	Waived
	RB	Nay'Quan Wright	Waived	RB	Khalil Herbert	Released
	CB	Chris Lammons	Released	TE	Sean McKeon	Released
	CB	Duke Shelley	Released	WR	Laquon Treadwell	Released
	DT	Josh Tupou	Released	K	Maddux Trujillo	Waived-Injured
	LB	Jaylon Carlies	Placed on Injured Reserve list (Designated for Return)			
8/25	CB	Mekhi Blackmon	Acquired from the Minnesota Vikings in exchange for a sixth-round pick in the 2026 NFL Draft			
8/18	CB	Xavien Howard	Signed as a free agent	T	Blake Freeland	Placed on Injured Reserve list
	LB	Jacob Phillips	Placed on Injured Reserve list	S	Hunter Wohler	Placed on Injured Reserve list
	LB	Jake Chaney	Signed as an undrafted free agent	LB	Joseph Vaughn	Signed as an undrafted free agent
8/13	DE	Marcus Haynes	Signed as a free agent	WR	D.J. Montgomery	Placed on Injured Reserve list
8/12	LB	Liam Anderson	Waived from Injured Reserve list with an injury settlement			
8/8	RB	Nay'Quan Wright	Signed as an undrafted free agent	T	Marcellus Johnson	Signed as a free agent
	RB	Nate Noel	Signed as a free agent	CB	B.J. Mayes	Signed as a free agent
	CB	Tre Herndon	Released	RB	Salvon Ahmed	Placed on Injured Reserve list
	CB	Justin Walley	Placed on Injured Reserve list	LB	Liam Anderson	Waived-Injured
8/3	CB	David Long Jr.	Waived from Injured Reserve list with an injury settlement			
8/1	CB	Corey Ballentine	Released	CB	Chris Lammons	Signed as a free agent





ROSTER/TRANSACTIONS

7/31	CB	Duke Shelley	Signed as a free agent	CB	Tre Herndon	Signed as a free agent
	TE	Albert Okwuegbunam	Released	CB	David Long Jr.	Placed on Injured Reserve list
7/29	T	Bernhard Raimann	Signed contract extension			
7/28	DT	Josh Tupou	Signed as a free agent	T	Jack Wilson	Placed on Injured Reserve list
7/21	DE	JT Tuimoloua	Signed contract			
5/15	S	Marcel Dabo	Waived	DT	Eric Johnson II	Claimed off waivers (from NE)
	TE	Maximilian Mang	Designated as Exempt/International Player			
5/12	C	Mose Vavao	Signed as an undrafted free agent	DT	Joe Evans	Waived
5/9	WR	Coleman Owen	Signed as an undrafted free agent	WR	Blayne Taylor	Signed as an undrafted free agent
	WR	Landon Parker	Signed as an undrafted free agent	QB	Riley Leonard	Signed contract
	RB	DJ Giddens	Signed contract	CB	Justin Walley	Signed contract
	S	Hunter Wohler	Signed contract	CB	Johnathan Edwards	Signed as an undrafted free agent
	S	Trey Washington	Signed as an undrafted free agent	WR	Tyler Kahmann	Signed as an undrafted free agent
	S	Ladarius Tennison	Signed as an undrafted free agent	TE	Maximilian Mang	Signed as an undrafted free agent
	K	Maddux Trujillo	Signed as an undrafted free agent	LB	Solomon DeShields	Signed as an undrafted free agent
	DT	Devonta Davis	Signed as an undrafted free agent	T	Marshall Foerner	Signed as an undrafted free agent
	G	Antonio Mafi	Waived	DT	Pheldarius Payne	Waived
	T	Jalen Travis	Signed contract	DE	Desmond Little	Signed as an undrafted free agent
	TE	Tyler Warren	Signed contract	DT	Tim Smith	Signed contract
	DT	Joe Evans	Signed as an undrafted free agent	S	Marcel Dabo	Designated as Exempt/International Player
	RB	Ulysses Bentley IV	Signed as an undrafted free agent			
5/7	LB	Joe Bachie	Signed as a free agent			
4/26	T	Jalen Travis	Selected in the fourth round (127th overall) of the 2025 NFL Draft	RB	DJ Giddens	Selected in the fifth round (151st overall) of the 2025 NFL Draft
	QB	Riley Leonard	Selected in the sixth round (189th overall) of the 2025 NFL Draft	DT	Tim Smith	Selected in the sixth round (190th overall) of the 2025 NFL Draft
	LB	Hunter Wohler	Selected in the seventh round (232nd overall) of the 2025 NFL Draft			
4/25	DE	JT Tuimoloua	Selected in the second round (45th overall) of the 2025 NFL Draft	CB	Justin Walley	Selected in the third round (80th overall) of the 2025 NFL Draft
4/24	TE	Tyler Warren	Selected in the first round (14th overall) of the 2025 NFL Draft			
4/11	TE	Mo Alie-Cox	Re-signed			
4/10	K	Matt Gay	Released			
3/17	S	Camryn Bynum	Signed as an unrestricted free agent (MIN)	DT	Neville Gallimore	Signed as an unrestricted free agent (LAR)
	CB	David Long Jr.	Re-signed			
3/14	CB	Corey Ballentine	Signed as an unrestricted free agent (GB)	RB	Khalil Herbert	Signed as an unrestricted free agent (CIN)
3/13	QB	Daniel Jones	Signed as an unrestricted free agent (MIN)	CB	Charvarius Ward	Signed as an unrestricted free agent (SF)
	K	Spencer Shradler	Signed as a free agent			
3/12	WR	Ashton Dulin	Re-signed	C	Wesley French	Re-signed
	C	Danny Pinter	Re-signed			
3/6	DT	Raekwon Davis	Released			
3/5	C	Ryan Coll	Waived			
1/24	WR	Ajou Ajou	Signed to reserve/future contract			
1/15	T	Luke Tenuta	Signed to reserve/future contract			
1/13	LB	Cameron McGrone	Signed contract extension			
1/8	T	Jack Wilson	Signed to reserve/future contract			
1/7	LB	Jacob Phillips	Signed to reserve/future contract			
1/6	RB	Salvon Ahmed	Signed to reserve/future contract	LB	Austin Ajjake	Signed to reserve/future contract
	LB	Liam Anderson	Signed to reserve/future contract	QB	Jason Bean	Signed to reserve/future contract
	S	Marcel Dabo	Signed to reserve/future contract	CB	Alex Johnson	Signed to reserve/future contract
	G	Antonio Mafi	Signed to reserve/future contract	TE	Sean McKeon	Signed to reserve/future contract
	WR	D.J. Montgomery	Signed to reserve/future contract	DE	Durrell Nchami	Signed to reserve/future contract
	TE	Albert Okwuegbunam	Signed to reserve/future contract	DT	Pheldarius Payne	Signed to reserve/future contract
	G	Josh Sills	Signed to reserve/future contract	WR	Laquon Treadwell	Signed to reserve/future contract
	RB	Tyler Goodson	Signed contract extension	LB	Segun Olubi	Signed contract extension





PLAYER PARTICIPATION

PLAYERS	2025 REGULAR SEASON INDIANAPOLIS COLTS PLAYER PARTICIPATION																								
	MIA	DEN	AT TEN	AT LAR	LV	ARI	10/19	10/26	11/2	11/9	11/23	11/30	12/7	12/14	12/22	12/28	1/4	GP	GS	DNP	IN				
Ahmed Abdullah	NOT	PS	PS	PS	P	P	-	-	-	-	-	-	-	-	-	-	-	-	-	-	-	-			
Akomaechi Adebawore	-	-	-	-	-	-	-	-	-	-	-	-	-	-	-	-	-	-	-	-	2	0	0		
Salvon Ahmed	IR	IR	IR	IR	IR	IR	-	-	-	-	-	-	-	-	-	-	-	-	-	-	0	0	0		
Austin Ajakaiye	P	PS	P	P	P	P	-	-	-	-	-	-	-	-	-	-	-	-	-	-	5	0	0		
Mo Alie-Cox	TE	P	P	P	P	TE	-	-	-	-	-	-	-	-	-	-	-	-	-	-	-	6	2	0	
Law Sanchez	WLB	WLB	WLB	WLB	WLB	IR	-	-	-	-	-	-	-	-	-	-	-	-	-	-	-	5	5	0	
Michael Badgley	-	-	-	-	-	-	-	-	-	-	-	-	-	-	-	-	-	-	-	-	-	1	0	0	
Ulysses Bentley IV	-	X	PS	PS	PS	P	-	-	-	-	-	-	-	-	-	-	-	-	-	-	-	1	0	1	
Mekhi Blackmon	P	CB	P	P	CB	CB	-	-	-	-	-	-	-	-	-	-	-	-	-	-	-	6	3	0	
Taron Burtram	C	C	P	P	C	C	-	-	-	-	-	-	-	-	-	-	-	-	-	-	-	-	6	6	0
DeForest Buckner	DT	DT	DT	DT	DT	DT	-	-	-	-	-	-	-	-	-	-	-	-	-	-	-	-	6	6	0
Cannyn Bynum	FS	FS	FS	FS	FS	FS	-	-	-	-	-	-	-	-	-	-	-	-	-	-	-	-	6	6	0
Keydrum Calligan	NOT	PS	PS	PS	PS	PS	-	-	-	-	-	-	-	-	-	-	-	-	-	-	-	-	0	0	0
Lawrence Cole	IRO	IRO	IRO	IRO	IRO	IR	-	-	-	-	-	-	-	-	-	-	-	-	-	-	-	-	0	0	0
Nick Cross	SS	SS	SS	SS	SS	SS	-	-	-	-	-	-	-	-	-	-	-	-	-	-	-	-	6	6	0
Josh Downs	P	WR	WR	P	WR	WR	-	-	-	-	-	-	-	-	-	-	-	-	-	-	-	-	6	4	0
Ashton Dulin	P	P	P	WR	WR	P	-	-	-	-	-	-	-	-	-	-	-	-	-	-	-	-	6	2	0
Samson Ebukaam	P	DE	P	P	P	P	-	-	-	-	-	-	-	-	-	-	-	-	-	-	-	-	6	1	0
Johnathan Edwards	N	P	P	P	P	CB	-	-	-	-	-	-	-	-	-	-	-	-	-	-	-	-	5	1	0
Zara Franklin	MLB	MLB	MLB	MLB	MLB	MLB	-	-	-	-	-	-	-	-	-	-	-	-	-	-	-	-	6	6	0
Blake Freeland	IR	IR	IR	IR	IR	IR	-	-	-	-	-	-	-	-	-	-	-	-	-	-	-	-	0	0	0
Ravien Gullimore	P	DT	P	P	P	DT	-	-	-	-	-	-	-	-	-	-	-	-	-	-	-	-	6	2	0
Keenan Garber	-	-	-	-	PS	PS	-	-	-	-	-	-	-	-	-	-	-	-	-	-	-	-	0	0	0
OJ Giddens	P	P	P	P	P	P	-	-	-	-	-	-	-	-	-	-	-	-	-	-	-	-	6	0	0
Matt Гонвалес	RG	RG	RG	N	RG	RG	-	-	-	-	-	-	-	-	-	-	-	-	-	-	-	-	5	5	0
Trefor Henderson	N	N	N	N	N	N	-	-	-	-	-	-	-	-	-	-	-	-	-	-	-	-	2	0	1
Anthony Gould	P	P	P	P	P	P	-	-	-	-	-	-	-	-	-	-	-	-	-	-	-	-	6	0	0
Khalil Herbert	PS	NOT	NOT	-	-	-	-	-	-	-	-	-	-	-	-	-	-	-	-	-	-	-	0	0	0
Mike Hinton	-	-	-	NCB	NCB	PSI	-	-	-	-	-	-	-	-	-	-	-	-	-	-	-	-	2	2	0
Xavier Howard	CB	CB	CB	CB	NOT	NOT	-	-	-	-	-	-	-	-	-	-	-	-	-	-	-	-	4	4	0
Rudd Johnson	-	IR	IR	IR	IR	IR	-	-	-	-	-	-	-	-	-	-	-	-	-	-	-	-	1	0	0
Eric Johnson II	P	P	N	N	N	P	-	-	-	-	-	-	-	-	-	-	-	-	-	-	-	-	4	0	2
Marcellus Johnson	PS	PS	PS	PS	PS	PS	-	-	-	-	-	-	-	-	-	-	-	-	-	-	-	-	0	0	0
Darnell Jones	QB	QB	QB	QB	QB	QB	-	-	-	-	-	-	-	-	-	-	-	-	-	-	-	-	6	6	0
Jaydon Jones	P	IR	IR	IR	IR	IR	-	-	-	-	-	-	-	-	-	-	-	-	-	-	-	-	1	0	0
Chris Lammons	PS	P	PS	PS	P	NCB	-	-	-	-	-	-	-	-	-	-	-	-	-	-	-	-	3	1	0
Laiatu Latu	DE	N	DE	DE	DE	DE	-	-	-	-	-	-	-	-	-	-	-	-	-	-	-	-	5	5	1
Riley Leonard	N	N	N	N	N	X	-	-	-	-	-	-	-	-	-	-	-	-	-	-	-	-	0	0	1
Luquan Lewis	P	P	P	P	P	P	-	-	-	-	-	-	-	-	-	-	-	-	-	-	-	-	6	2	0
Will Mallory	N	N	N	N	N	P	-	-	-	-	-	-	-	-	-	-	-	-	-	-	-	-	1	0	5
Maximilian Mang	PS	PS	PS	PS	PS	PS	-	-	-	-	-	-	-	-	-	-	-	-	-	-	-	-	0	0	0
Cameron McGiron	P	P	P	P	NOT	NOT	-	-	-	-	-	-	-	-	-	-	-	-	-	-	-	-	4	0	0
Sean McKinney	PS	PS	PS	PS	PS	PS	-	-	-	-	-	-	-	-	-	-	-	-	-	-	-	-	0	0	0
Adonai Mitchell	P	P	P	WR	P	N	-	-	-	-	-	-	-	-	-	-	-	-	-	-	-	-	5	1	0
Cameron Mitchell	NOT	NOT	NOT	NOT	PS	P	-	-	-	-	-	-	-	-	-	-	-	-	-	-	-	-	1	0	0
D.J. Montgomery	IR	IR	IR	IR	IR	IR	-	-	-	-	-	-	-	-	-	-	-	-	-	-	-	-	0	0	0
Ryan Moore II	NCB	N	NCB	N	N	PS	-	-	-	-	-	-	-	-	-	-	-	-	-	-	-	-	3	2	0
Jimmy Morrissey	-	-	PS	PS	PS	PS	-	-	-	-	-	-	-	-	-	-	-	-	-	-	-	-	0	0	0
Chad Muma	N	P	N	P	P	P	-	-	-	-	-	-	-	-	-	-	-	-	-	-	-	-	4	0	2
Nureli Nurami	PS	PS	PS	PS	PS	PS	-	-	-	-	-	-	-	-	-	-	-	-	-	-	-	-	0	0	0
Daxton Nyson	PS	PS	PS	PS	PS	PS	-	-	-	-	-	-	-	-	-	-	-	-	-	-	-	-	0	0	0
Ben Nikkel	PS	PS	PS	PS	PS	PS	-	-	-	-	-	-	-	-	-	-	-	-	-	-	-	-	0	0	0
Drew Ogletree	P	P	P	P	P	TE	-	-	-	-	-	-	-	-	-	-	-	-	-	-	-	-	6	1	0
Sagan Odub	P	P	P	P	P	P	-	-	-	-	-	-	-	-	-	-	-	-	-	-	-	-	6	0	0
Coleman Owen	PS	PS	PS	PS	PS	PS	-	-	-	-	-	-	-	-	-	-	-	-	-	-	-	-	0	0	0
Kwity Paye	DE	DE	DE	DE	DE	DE	-	-	-	-	-	-	-	-	-	-	-	-	-	-	-	-	6	5	0
Jacob Phillips	IR	IR	IR	IR	IR	IR	-	-	-	-	-	-	-	-	-	-	-	-	-	-	-	-	0	0	0
Alec Pierce	WR	WR	WR	N	N	P	-	-	-	-	-	-	-	-	-	-	-	-	-	-	-	-	4	3	0
Danny Pinter	P	P	P	P	P	P	-	-	-	-	-	-	-	-	-	-	-	-	-	-	-	-	6	0	0
Michael Pittman Jr.	WR	WR	WR	WR	WR	WR	-	-	-	-	-	-	-	-	-	-	-	-	-	-	-	-	6	6	0
Gemaine Pratt	-	-	-	-	-	WLB	-	-	-	-	-	-	-	-	-	-	-	-	-	-	-	-	1	1	0
Troy Pride Jr.	NOT	NOT	NOT	NOT	NOT	PS	-	-	-	-	-	-	-	-	-	-	-	-	-	-	-	-	0	0	0
Bernhard Raimann	LT	LT	LT	LT	LT	LT	-	-	-	-	-	-	-	-	-	-	-	-	-	-	-	-	6	6	0
Luke Rhodes	P	P	P	P	P	P	-	-	-	-	-	-	-	-	-	-	-	-	-	-	-	-	6	0	0
Anthony Richardson Sr.	X	X	P	X	P	N	-	-	-	-	-	-	-	-	-	-	-	-	-	-	-	-	2	0	3
Rogoberto Sanchez	P	P	P	P	P	P	-	-	-	-	-	-	-	-	-	-	-	-	-	-	-	-	6	0	0
Daniel Scott	P	P	P	P	P	IR	IR	-	-	-	-	-	-	-	-	-	-	-	-	-	-	-	0	0	0
Tyler Scott	PS	PS	PS	NOT	NOT	NOT	-	-	-	-	-	-	-	-	-	-	-	-	-	-	-	-	0	0	0
Spencer Strader	P	P	P	P	P	P	-	-	-	-	-	-	-	-	-	-	-	-	-	-	-	-	5	0	0
Josh Sits	PS	PS	PS	P	PS	PS	-	-	-	-	-	-	-	-	-	-	-	-	-	-	-	-	1	0	0
Braden Smith	RT	RT	RT	RT	RT	RT	-	-	-	-	-	-	-	-	-	-	-	-	-	-	-	-	6	6	0
Tim Smith	PS	PS	PS	PS	PS	PS	-	-	-	-	-	-	-	-	-	-	-	-	-	-	-	-	0	0	0
Grover Stewart	NT	NT	NT	NT	NT	NT	-	-	-	-	-	-	-	-	-	-	-	-	-	-	-	-	6	6	0
Jonathan Taylor	RB	RB	RB	RB	RB	RB	-	-	-	-	-	-	-	-	-	-	-	-	-	-	-	-	6	6	0
Luke Temple	N	N	N	N	N	N	-	-	-	-	-	-	-	-	-	-	-	-	-	-	-	-	0	0	6
Rodney Thomas II	P	P	P	P	P	P	-	-	-	-	-	-	-	-	-	-	-	-	-	-	-	-	6	0	0
Jalen Travis	P	P	P	P	P	P	-	-	-	-	-	-	-	-	-	-	-	-	-	-	-	-	6	0	0
Luquan Treadwell	PS	PS	PS	PS	PS	PS	-	-	-	-	-	-	-	-	-	-	-	-	-	-	-	-	0	0	0
Dalton Tucker	P	P	P	RG	P	P	-	-	-	-	-	-	-	-	-	-	-	-	-	-	-	-	6	1	0
LT Tummleson	N	N	N	P	P	N	-	-	-	-	-	-	-	-	-	-	-	-	-	-	-	-	3	0	3
Mose Vavao	PS	NOT	NOT	NOT	NOT	NOT	-	-	-	-	-	-	-	-	-	-	-	-	-	-	-	-	0	0	0
Anthony Walker Jr.	PS	PS	PS	PS	PS	PS	-	-	-	-	-	-	-	-	-	-	-	-	-	-	-	-	0	0	0
Justin Wallace	IR	IR	IR	IR	IR	IR	-	-	-	-	-	-	-	-	-	-	-	-	-	-	-	-	0	0	0
Charone Young Sr.	CB	N	CB	CB	CB	CB	-	-	-	-</															



ROSTER/GAME-BY-GAME CAPTAINS

2025 REGULAR SEASON - CAPTAINS

DATE	OPPONENT	OFFENSE	DEFENSE	SPECIAL TEAMS
9/7	Miami	Daniel Jones Quenton Nelson	Kenny Moore II Zaire Franklin DeForest Buckner	NONE
9/14	Denver	Daniel Jones Quenton Nelson	Camryn Bynum Kenny Moore II Zaire Franklin DeForest Buckner	NONE
9/21	at Tennessee	Daniel Jones Quenton Nelson	Nick Cross Kenny Moore II Zaire Franklin DeForest Buckner	NONE
9/28	at L.A. Rams	Michael Pittman Jr. Daniel Jones Quenton Nelson	Zaire Franklin DeForest Buckner	NONE
10/5	Las Vegas	Daniel Jones Quenton Nelson	Zaire Franklin DeForest Buckner	NONE
10/12	Arizona	Ashton Dulin Daniel Jones Quenton Nelson	Zaire Franklin DeForest Buckner	NONE
10/19	at L.A. Chargers	--	--	--
10/26	Tennessee	--	--	--
11/2	at Pittsburgh	--	--	--
11/9	Atlanta	--	--	--
11/23	at Kansas City	--	--	--
11/30	Houston	--	--	--
12/7	at Jacksonville	--	--	--
12/14	at Seattle	--	--	--
12/22	San Francisco	--	--	--
12/28	Jacksonville	--	--	--
1/4	at Houston	--	--	--





ROSTER/GAME-BY-GAME STARTERS

2025 REGULAR SEASON											
OFFENSE											
DATE	OPPONENT	LT	LG	C	RG	RT	TE	WR		QB	RB
9/7	Miami	Bernhard Raimann	Quenton Nelson	Tanor Bortolini	Matt Goncalves	Braden Smith	Mo Alie-Cox/ Tyler Warren	Alec Pierce/ Michael Pittman Jr.		Daniel Jones	Jonathan Taylor
9/14	Denver	Bernhard Raimann	Quenton Nelson	Tanor Bortolini	Matt Goncalves	Braden Smith	Tyler Warren	Josh Downs/ Alec Pierce/ Michael Pittman Jr.		Daniel Jones	Jonathan Taylor
9/21	at Tennessee	Bernhard Raimann	Quenton Nelson	Tanor Bortolini	Matt Goncalves	Braden Smith	Tyler Warren	Josh Downs/ Alec Pierce/ Michael Pittman Jr.		Daniel Jones	Jonathan Taylor
9/28	at L.A. Rams	Bernhard Raimann	Quenton Nelson	Tanor Bortolini	Dalton Tucker	Braden Smith	Tyler Warren	Ashton Dulin/ Adonai Mitchell/ Michael Pittman Jr.		Daniel Jones	Jonathan Taylor
10/5	Las Vegas	Bernhard Raimann	Quenton Nelson	Tanor Bortolini	Matt Goncalves	Braden Smith	Tyler Warren	Josh Downs/ Ashton Dulin/ Michael Pittman Jr.		Daniel Jones	Jonathan Taylor
10/12	Arizona	Bernhard Raimann	Quenton Nelson	Tanor Bortolini	Matt Goncalves	Braden Smith	Mo Alie-Cox/ Drew Ogletree	Josh Downs/ Michael Pittman Jr.		Daniel Jones	Jonathan Taylor
10/19		--	--	--	--	--	--	--		--	--
10/26		--	--	--	--	--	--	--		--	--
11/2		--	--	--	--	--	--	--		--	--
11/9		--	--	--	--	--	--	--		--	--
11/23		--	--	--	--	--	--	--		--	--
11/30		--	--	--	--	--	--	--		--	--
12/7		--	--	--	--	--	--	--		--	--
12/14		--	--	--	--	--	--	--		--	--
12/22		--	--	--	--	--	--	--		--	--
12/28		--	--	--	--	--	--	--		--	--
1/4		--	--	--	--	--	--	--		--	--

2025 REGULAR SEASON										
DEFENSE										
DATE	OPPONENT	DE	DT	DT	DE	WLB	MLB	CB	FS	SS
9/7	Miami	Kwily Paye	Grover Stewart	DeForest Buckner	Laiatu Latu	Joe Bachie	Zaire Franklin	Kenny Moore II/ Charvarius Ward Sr./ Xavien Howard	Camryn Bynum	Nick Cross
9/14	Denver	Kwily Paye	Grover Stewart/ Neville Gallimore	DeForest Buckner	Samson Ebukam	Joe Bachie	Zaire Franklin	Xavien Howard/ Mekhi Blackmon	Camryn Bynum	Nick Cross
9/21	at Tennessee	Kwily Paye	Grover Stewart	DeForest Buckner	Laiatu Latu	Joe Bachie	Zaire Franklin	Kenny Moore II/ Charvarius Ward Sr./ Xavien Howard	Camryn Bynum	Nick Cross
9/28	at L.A. Rams	Kwily Paye	Grover Stewart	DeForest Buckner	Laiatu Latu	Joe Bachie	Zaire Franklin	Charvarius Ward Sr./ Xavien Howard/ Mike Hilton	Camryn Bynum	Nick Cross
10/5	Las Vegas	Kwily Paye	Grover Stewart	DeForest Buckner	Laiatu Latu	Joe Bachie	Zaire Franklin	Charvarius Ward Sr./ Mekhi Blackmon/ Mike Hilton	Camryn Bynum	Nick Cross
10/12	Arizona	DeForest Buckner	Grover Stewart	Neville Gallimore	Laiatu Latu	Germaine Pratt	Zaire Franklin	Johathan Edwards/ Chris Lammons/ Mekhi Blackmon	Camryn Bynum	Nick Cross
10/19		--	--	--	--	--	--	--	--	--
10/26		--	--	--	--	--	--	--	--	--
11/2		--	--	--	--	--	--	--	--	--
11/9		--	--	--	--	--	--	--	--	--
11/23		--	--	--	--	--	--	--	--	--
11/30		--	--	--	--	--	--	--	--	--
12/7		--	--	--	--	--	--	--	--	--
12/14		--	--	--	--	--	--	--	--	--
12/22		--	--	--	--	--	--	--	--	--
12/28		--	--	--	--	--	--	--	--	--
1/4		--	--	--	--	--	--	--	--	--





ROSTER/GAME-BY-GAME INACTIVES

2025 REGULAR SEASON INACTIVES

DATE	OPPONENT	1	2	3	4	5	6	7
09/07	Miami	<u>Johnathan Edwards</u>	Tyler Goodson	<u>Riley Leonard</u>	Will Mallory	Chad Muma	Luke Tenuta	<u>JT Tuimoloau</u>
09/14	Denver	Tyler Goodson	Laiatu Latu	<u>Riley Leonard</u>	Will Mallory	Luke Tenuta	Charvarius Ward Sr.	--
09/21	at Tennessee	<u>Riley Leonard</u>	Will Mallory	Chad Muma	Luke Tenuta	<u>JT Tuimoloau</u>	--	--
09/28	at L.A. Rams	Matt Goncalves	Eric Johnson II	<u>Riley Leonard</u>	Will Mallory	Kenny Moore II	Alec Pierce	Luke Tenuta
10/05	Las Vegas	Tyler Goodson	Buddy Johnson	Eric Johnson II	<u>Riley Leonard</u>	Kenny Moore II	Alec Pierce	Luke Tenuta
10/12	Arizona	Tyler Goodson	Will Mallory	Adonai Mitchell	Kenny Moore II	Anthony Richardson Sr.	Luke Tenuta	<u>JT Tuimoloau</u>
10/19	at L.A. Chargers	--	--	--	--	--	--	--
10/26	Tennessee	--	--	--	--	--	--	--
11/02	at Pittsburgh	--	--	--	--	--	--	--
11/09	Atlanta	--	--	--	--	--	--	--
11/23	at Kansas City	--	--	--	--	--	--	--
11/30	Houston	--	--	--	--	--	--	--
12/07	at Jacksonville	--	--	--	--	--	--	--
12/14	at Seattle	--	--	--	--	--	--	--
12/22	San Francisco	--	--	--	--	--	--	--
12/28	Jacksonville	--	--	--	--	--	--	--
01/04	at Houston	--	--	--	--	--	--	--

Bold underline denotes rookie





GROVER
STEWART
DEFENSIVE TACKLE



TEAM STATS

INDIANAPOLIS COLTS / REGULAR SEASON WEEK 6 / THROUGH SUNDAY, OCTOBER 12, 2025

WON 5, LOST 1			SHANE STEICHEN (6 GAMES)		
09/07	W	33-8	Miami	64,865	14
09/14	W	29-28	Denver	63,910	14
09/21	W	41-20	at Tennessee	56,361	14
09/28	L	20-27	at L.A. Rams	71,257	14
10/05	W	49-6	Las Vegas	64,955	14
10/12	W	31-27	Arizona	65,523	14

2025 TEAM STATISTICS

	IND	OPP.
FIRST DOWNS	141	127
Rushing	50	38
Passing	76	75
Penalty	15	14
Third Down-Made/Att	21/66	25/73
Third Down Efficiency	47.0%	47.9%
Fourth Down-Made/Att	6/8	4/9
Fourth Down Efficiency	75.0%	44.4%

TOTAL NET YARDS	2,261	1,975
Avg. Per Game	376.8	329.2
Total Plays	361	370
Avg. Per Play	6.3	5.3

NET YARDS RUSHING	791	578
Avg. Per Game	131.8	96.3
Total Rushes	173	134
Avg. Per Rush	4.6	4.3

NET YARDS PASSING	1,470	1,397
Avg. Per Game	245.0	232.8
Sacked/Yards Lost	0/0	5/41
Gross Yards	1,511	1,494
Attempts/Completions	183/130	220/145
Pct. of Completion	71.0%	65.9%
Had Intercepted	3	7

PUNTS/AVERAGE	10/52.1	12/46.8
Net Punting Average	48.1	43.5
PUNT RETURN/AVG.	5/7.0	3/6.7
KICKOFF RETURN/AVG.	21/27.2	31/25.5

INTERCEPTION RETURN/AVG.	7/13.3	3/3.0
FENALTIES/YARDS	40/341	30/259
FUMBLE/BALL LOST	3/1	2/2
TOUCHDOWNS	22	13
Rushing	13	3
Passing	8	10
Returns	1	0

EXTRA POINTS/ATTEMPTS	18/18	12/12
TWO POINT CONVERSION/ATT.	1/4	1/1
FIELD GOALS/ATTEMPTS	14/15	8/12
AVG. TIME OF POSSESSION	30:23	29:37

* SCORE BY PERIODS	Q1	Q2	Q3	Q4	OT	PTS
TEAM	35	68	43	47	0	194
OPPONENTS	23	30	28	35	0	116

SCORING	TD	RU	PA	RT	K-PAT	FG	2PT	S	PTS
S. Shrader	0	0	0	0	14/14	13/14	0	0	53
J. Taylor	8	7	1	0	0/0	0/0	1	0	50
D. Jones	4	4	0	0	0/0	0/0	0	0	24
M. Pittman Jr.	4	0	4	0	0/0	0/0	0	0	24
T. Warren	3	1	2	0	0/0	0/0	0	0	18
M. Badgley	0	0	0	0	4/4	1/1	0%	0	7
A. Abdullah	1	1	0	0	0/0	0/0	0	0	6
J. Downs	1	0	1	0	0/0	0/0	0	0	6
K. Moore II	1	0	0	1	0/0	0/0	0	0	6
TEAM	22	13	8	1	18/18	14/15	1	0	194
OPPONENTS	13	3	10	0	12/12	8/12	1	0	116

SACKS: T. Lewis 3.0, K. Payne 3.0, S. Ebukam 2.0, N. Cross 1.5, D. Buckner 1.0, Z. Franklin 1.0, L. Lata 1.0, N. Gallimore 1.0, M. Blackmon 1.0, K. Moore II 1.0, A. Adebawore 0.5, TM 16.0, **OPP 5.0**
FUM/LOST: D. Jones 2/0, A. Mitchell 1/1, TM 3/1, **OPP 2/2**
OPP: (42B) (57G, 42B, 64WR, 62B) (42G, 37G) (24B, 57WR, 37G) (40B, 44B)

2-Pt Conv: J. Taylor 1, TM 1-4, **OPP 1-1**

* PASSING	ATT	CMP	YDS	CMP%	YDS/ATT	TD	TD%	INT	INT%	LONG	SACK	LOST	RATING
D. Jones	180	129	1,502	71.7	8.3	8	4.4	3	1.7	75	5	41	104.4
A. Richardson Sr.	2	1	9	50.0	4.5	0	0.0	0	0.0	9	0	0	62.5
T. Warren	1	0	0	0.0	0.0	0	0.0	0	0.0	0	0	0	28.6
TEAM	183	130	1,511	71.0	8.3	8	4.4	3	1.6	75	5	41	103.4
OPPONENTS	220	145	1,494	65.9	6.8	10	4.5	7	3.2	88t	16	97	87.2

* RUSHING	NO.	YDS	AVG	LONG	TD
J. Taylor	115	603	5.2	68	7
D. Jones	24	76	3.2	17	4
D. Giddens	18	67	3.7	12	0
A. Dulin	2	22	11.0	15	0
A. Abdullah	3	13	4.3	7	1
T. Goodson	2	6	3.0	4	0
T. Warren	4	6	1.5	3	1
U. Richardson Jr.	0	0	0.0	0	0
A. Bentley IV	4	-1	-0.3	2	0
A. Richardson Sr.	1	0	0.0	0	0
TEAM	173	791	4.6	68	13
OPPONENTS	134	578	4.3	27	3

* RECEIVING	TAR	NO.	YDS	AVG	LONG	TD
T. Warren	40	29	370	12.8	41	2
M. Pittman Jr.	38	28	293	10.5	27r	4
J. Downs	34	26	217	8.3	29	1
J. Taylor	22	20	147	7.4	43	1
A. Pierce	17	11	219	19.9	44	0
A. Mitchell	13	7	137	19.6	75	0
A. Dulin	6	3	66	22.0	35	0
M. Alie-Cox	4	3	44	14.7	20	0
D. Giddens	2	0	0	0.0	0	0
A. Abdullah	1	1	9	9.0	9	0
A. Richardson Sr.	1	1	9	9.0	9	0
T. Goodson	1	1	0	0.0	0	0
B. Rainsone	1	0	0	0.0	0	0
TEAM	180	130	1,511	11.6	75	8
OPPONENTS	210	145	1,494	10.3	88t	10

* INTERCEPTIONS	NO.	YDS	AVG	LONG	TD
M. Blackmon	2	41	20.5	32	0
C. Byrum	2	14	7.0	14	0
L. Lata	2	6	3.0	6	0
K. Moore II	1	32	32.0	32t	1
TEAM	7	93	13.3	32t	1
OPPONENTS	3	9	3.0	9	0

* FUMBLES	FUM	LST	FF	REC	TD
A. Mitchell	1	1	0	0	0
D. Jones	2	0	0	0	0
B. Rainsone	0	0	0	1	0
J. Taylor	0	0	0	1	0
TEAM	3	1	0	2	0
OPPONENTS	2	2	0	0	0

* PUNTING	NO.	YDS	AVG	NET	TB	IN	LG	B
R. Sanchez	10	521	52.1	48.1	1	6	57	0
TEAM	10	521	52.1	48.1	1	6	57	0
OPPONENTS	12	561	46.8	43.8	0	8	68	0

* PUNT RETURNS	RET	FC	YDS	AVG	LONG	TD
A. Gould	5	4	35	7.0	16	0
TEAM	5	4	35	7.0	16	0
OPPONENTS	3	4	20	6.7	12	0

* KICKOFF RETURNS	NO.	YDS	AVG	LONG	TD
A. Gould	14	379	27.1	39	0
A. Dulin	7	192	27.4	39	0
TEAM	21	571	27.2	39	0
OPPONENTS	31	789	25.5	38	0

* FIELD GOALS	NO.	YDS	20-29	30-39	40-49	50+
S. Shrader	0/0	5/5	5/5	2/2	1/2	1/2
M. Badgley	0/0	0/0	0/0	1/1	0/0	0/0
TEAM	0/0	5/5	5/5	3/3	1/2	1/2
OPPONENTS	0/0	1/1	2/2	4/5	1/4	1/4

S. Shrader (24G, 26G, 28G, 48G) (29G, 33G, 36G, 28G, 45G) (24G, 51WR, 36G) (52G, 38G) (+) (+) (+) (+) (+) (45G)
OPP: (42B) (57G, 42B, 64WR, 62B) (42G, 37G) (24B, 57WR, 37G) (40B, 44B)

2-Pt Conv: J. Taylor 1, TM 1-4, **OPP 1-1**





DEFENSIVE STATS

2025 REGULAR SEASON INDIANAPOLIS COLTS DEFENSIVE STATS (THROUGH WEEK 6)

POS.	PLAYER	TKL.	AST.	COMB	SACKS	SACKS/YDS.	TFL	QBH	INT./YDS.	PD	FF	FR
S	N. Cross	27	20	47	1.5	1.5/11.5	4	2	0/0	2	0	0
LB	Z. Franklin	19	18	37	1.0	1.0/14.0	1	2	0/0	3	0	0
DT	D. Buckner	18	13	31	1.0	1.0/6.0	5	7	0/0	0	0	0
CB	M. Blackmon	22	7	29	1.0	1.0/0.0	0	0	2/41	3	0	0
S	C. Bynum	13	10	23	0.0	0.0/0.0	0	0	2/14	4	0	0
DT	G. Stewart	9	13	22	0.0	0.0/0.0	3	3	0/0	1	0	0
LB	J. Bachie	10	11	21	0.0	0.0/0.0	0	0	0/0	1	0	0
DE	S. Ebukam	10	4	14	2.0	2.0/13.0	3	6	0/0	0	0	0
CB	C. Ward Sr.	9	4	13	0.0	0.0/0.0	0	0	0/0	3	0	0
DE	L. Latu	8	4	12	1.0	1.0/6.0	2	5	2/6	3	0	0
DE	K. Paye	6	6	12	3.0	3.0/15.0	4	4	0/0	0	0	0
LB	G. Pratt	8	3	11	0.0	0.0/0.0	0	0	0/0	0	0	0
CB	X. Howard	7	4	11	0.0	0.0/0.0	0	0	0/0	0	0	1
LB	A. Ajjake	5	6	11	0.0	0.0/0.0	0	1	0/0	0	0	0
DT	N. Gallimore	6	4	10	1.0	1.0/9.0	1	3	0/0	1	0	0
CB	K. Moore II	6	4	10	1.0	1.0/0.0	1	1	1/32	2	1	0
DE	T. Lewis	5	1	6	3.0	3.0/18.0	4	3	0/0	1	0	0
DT	A. Adebawore	3	3	6	0.5	0.5/4.5	1	2	0/0	0	0	1
CB	J. Edwards	5	0	5	0.0	0.0/0.0	0	0	0/0	2	0	0
CB	M. Hilton	4	1	5	0.0	0.0/0.0	1	0	0/0	0	1	0
S	R. Thomas II	4	1	5	0.0	0.0/0.0	1	0	0/0	0	0	0
CB	C. Lammons	3	2	5	0.0	0.0/0.0	1	0	0/0	2	0	0
S	T. Washington	0	3	3	0.0	0.0/0.0	0	0	0/0	0	0	0
DT	E. Johnson II	2	0	2	0.0	0.0/0.0	1	0	0/0	0	0	0
DE	J. Tuimolou	0	2	2	0.0	0.0/0.0	0	0	0/0	0	0	0
LB	C. McGrone	1	0	1	0.0	0.0/0.0	0	0	0/0	0	0	0
S	D. Scott	1	0	1	0.0	0.0/0.0	0	0	0/0	0	0	0
LB	C. Muma	0	1	1	0.0	0.0/0.0	0	0	0/0	0	0	0
COLTS TOTALS		211	145	356	16.0	16.0/97.0	33	39	7/93	28	2	2
OPP. TOTALS		205	152	357	5.0	5.0/41.0	16	26	3/9	24	1	0

Tkl= Tackle, Ast= Assist, Comb= Combined, TFL= Tackle for a Loss, QBH= Quarterback Hits, Int= Interception, PD= Pass Defense, FF= Forced Fumble, FR= Fumble Recovery

2025 COLTS SPECIAL TEAMS

POS.	PLAYER	TKIS	ASST	TOTAL	FF	FR	BL
LB	Olubi, Segun	5	1	6	0	0	1
LB	Ajjake, Austin	2	3	5	0	0	0
LB	Bachie, Joe	1	4	5	0	0	0
LB	Muma, Chad	3	1	4	0	0	0
S	Thomas II, Rodney	3	1	4	0	0	0
DT	Adebawore, Adetomiwa	2	2	4	0	0	0
WR	Dulin, Ashton	2	2	4	0	0	0
LB	Johnson, Buddy	3	0	3	0	0	0
TE	Ogletree, Drew	1	2	3	0	0	0
RB	Abdullah, Ameer	1	0	1	0	0	0
CB	Lammons, Chris	1	0	1	0	0	0
S	Scott, Daniel	1	0	1	0	0	0
CB	Edwards, Johnathan	0	1	1	0	0	0
LB	McGrone, Cameron	0	1	1	0	0	0
DT	Stewart, Grover	0	0	0	0	0	1
TOTALS		25	18	43	0	0	2

DEFENSIVE STATS BY RANK

SACKS		INTERCEPTIONS		TACKLES FOR LOSS		PASSES DEFENSED		QUARTERBACK HITS	
PLAYER	NO.	PLAYER	NO.	PLAYER	NO.	PLAYER	NO.	PLAYER	NO.
T. Lewis	3.0	M. Blackmon	2	D. Buckner	2	C. Bynum	4	D. Buckner	7
K. Paye	3.0	C. Bynum	2	N. Cross	4	M. Blackmon	3	S. Ebukam	6
S. Ebukam	2.0	L. Latu	2	T. Lewis	4	Z. Franklin	3	L. Latu	5
N. Cross	1.5	K. Moore II	1	K. Paye	4	L. Latu	3	K. Paye	4
M. Blackmon	1.0	S. Ebukam	3	C. Ward Sr.	3	N. Gallimore	3	N. Gallimore	3
D. Buckner	1.0	G. Stewart	3	N. Cross	2	T. Lewis	3	T. Lewis	3
Z. Franklin	1.0	L. Latu	2	J. Edwards	2	G. Stewart	2	G. Stewart	3
N. Gallimore	1.0	A. Adebawore	1	C. Lammons	2	A. Adebawore	2	A. Adebawore	2
L. Latu	1.0	Z. Franklin	1	K. Moore II	2	N. Cross	2	N. Cross	2
K. Moore II	1.0	N. Gallimore	1	J. Bachie	1	Z. Franklin	2	Z. Franklin	2
A. Adebawore	0.5	M. Hilton	1	N. Gallimore	1	A. Ajjake	1	A. Ajjake	1
		E. Johnson II	1	T. Lewis	1	K. Moore II	1	K. Moore II	1
		C. Lammons	1	G. Stewart	1				
		K. Moore II	1						
		R. Thomas II	1						





WEEK-BY-WEEK LEADERS

2025 REGULAR SEASON INDIANAPOLIS COLTS WEEK-BY-WEEK LEADERS
(THROUGH WEEK 6)

DATE	OPPONENT	SCORING			RUSHING			RECEIVING			SOLO TACKLES		INTERCEPTIONS	FORCED FUMBLES		RECOVERED FUMBLES		PASSING		CARRIES					
		PLAYER	NO	YARDS	PLAYER	NO	YARDS	PLAYER	NO	YARDS	PLAYER	NO		PLAYER	NO	PLAYER	NO	PLAYER	NO		YARDS	PLAYER	NO		
09/07	Dolphins	S. Shrader	15	J. Taylor	71	T. Warren	7	M. Pittman Jr.	80	N. Cross	6	N. Cross	4	C. Byrum	1	K. Moore II	1		D. Jones	272	J. Taylor	18			
09/14	Broncos	S. Shrader	17	J. Taylor	165	J. Downs	6	T. Warren	79	N. Cross	7	D. Buckner	6						D. Jones	316	J. Taylor	25			
09/21	at Titans	J. Taylor	18	J. Taylor	102	M. Pittman Jr.	6	M. Pittman Jr.	73	N. Cross	7	N. Cross	5	T. Lewis	2.0	K. Moore II	1		D. Jones	228	J. Taylor	17			
09/28	at Rams	S. Shrader	8	J. Taylor	76	J. Taylor	5	A. Mitchell	96	N. Cross	14	N. Cross	6	M. Blackmon	1.0		M. Hilton	1	A. Adebawore	1	D. Jones	262	J. Taylor	17	
10/05	Raiders	J. Taylor	20	J. Taylor	66	J. Downs	6	A. Dulin	55	A. Ajakaiye	8	A. Ajakaiye	4	D. Buckner	1.0	M. Blackmon	1		D. Jones	212	J. Taylor	17			
10/12	Cardinals	M. Badgley	7	J. Taylor	123	T. Warren	6	T. Warren	63	G. Pratt	11	G. Pratt	8	K. Payne	2.0	M. Blackmon	1		D. Jones	212	J. Taylor	21			
10/19	at Chargers	--	--	--	--	--	--	--	--	--	--	--	--	--	--	--	--	--	--	--	--	--			
10/26	Titans	--	--	--	--	--	--	--	--	--	--	--	--	--	--	--	--	--	--	--	--	--			
11/02	at Steelers	--	--	--	--	--	--	--	--	--	--	--	--	--	--	--	--	--	--	--	--	--			
11/09	Falcons	--	--	--	--	--	--	--	--	--	--	--	--	--	--	--	--	--	--	--	--	--			
11/23	at Chiefs	--	--	--	--	--	--	--	--	--	--	--	--	--	--	--	--	--	--	--	--	--			
11/30	Texans	--	--	--	--	--	--	--	--	--	--	--	--	--	--	--	--	--	--	--	--	--			
12/07	at Jaguars	--	--	--	--	--	--	--	--	--	--	--	--	--	--	--	--	--	--	--	--	--			
12/14	at Seahawks	--	--	--	--	--	--	--	--	--	--	--	--	--	--	--	--	--	--	--	--	--			
12/22	at Oilers	--	--	--	--	--	--	--	--	--	--	--	--	--	--	--	--	--	--	--	--	--			
12/28	Jaguars	--	--	--	--	--	--	--	--	--	--	--	--	--	--	--	--	--	--	--	--	--			
01/04	at Texans	--	--	--	--	--	--	--	--	--	--	--	--	--	--	--	--	--	--	--	--	--			
MOST TIMES LED (INCLUDING TIES)		S. SHRADER	3	J. TAYLOR	6	T. WARREN	3	M. PITTMAN JR.	2	N. CROSS	5	N. CROSS	3	S. EBUKAM	2	C. BYNUM	2	K. MOORE II	1	A. ADEBAWORE	1	D. JONES	6	J. TAYLOR	6





WEEK-BY-WEEK NFL RANKINGS

2025 REGULAR SEASON									
		OFFENSE				DEFENSE			
DATE	OPPONENT	TOTAL	RUSH	PASS	*POINTS SCORED	TOTAL	RUSH	PASS	*POINTS SCORED
09/07	Miami	4	6	8	4	3	T-11	4	2
09/14	Denver	2	3	T-2	4	5	12	7	11
09/21	at Tennessee	2	3	4	T-2	7	8	8	T-9
09/28	at L.A. Rams	3	8	4	4	17	T-8	21	12
10/05	Las Vegas	4	9	4	2	14	12	19	3
10/12	Arizona	4	6	5	1	19	12	22	4

*Points per game





SCORING DRIVES

COLTS 2025 REGULAR SEASON SCORING DRIVES

DATE	OPPONENT	DRIVE ACQUIRED	DRIVE			FIRST		SCORING PLAY	IND	OPP
			START	PLAYS	YARDS	Q/TIME	DOWNS			
09/07	Miami	Kickoff	IND 32	9	62	01:4:23	3	S. Shrader: 24-yard FG	3	0
		Interception	IND 16	14	84	01:8:18	6	Q2: M. Pittman Jr.: 27-yard pass from D. Jones	10	0
		Fumble	MIA 42	5	42	02:2:13	3	D. Jones: 1-yard run	17	0
		Punt	IND 12	17	72	02:6:46	5	S. Shrader: 35-yard FG	20	0
		Interception	IND 42	7	48	03:3:49	2	S. Shrader: 28-yard FG	23	0
		Downs	IND 31	15	69	03:9:16	7	Q4: D. Jones: 1-yard run	30	0
		Kickoff	IND 49	7	21	04:3:58	1	S. Shrader: 48-yard FG	33	8
09/14	Denver	Kickoff	IND 28	9	61	01:3:09	4	S. Shrader: 29-yard FG	3	0
		Kickoff	IND 30	8	55	01:4:05	2	S. Shrader: 33-yard FG	6	7
		Punt	IND 15	7	85	01:3:30	4	Q2: D. Jones: 1-yard run	13	7
		Kickoff	IND 19	6	81	02:1:32	4	J. Taylor: 7-yard pass from D. Jones	20	21
		Kickoff	IND 40	10	42	03:5:31	4	S. Shrader: 36-yard FG	23	28
		Interception	IND 9	7	81	04:2:52	2	S. Shrader: 28-yard FG	26	28
		Missed FG	IND 32	9	41	04:3:15	3	S. Shrader: 45-yard FG	29	28
09/21	at Tennessee	Kickoff	IND 35	9	59	01:5:03	2	S. Shrader: 24-yard FG	10	3
		Punt	IND 23	9	77	01:4:09	6	J. Taylor: 1-yard run	17	3
		Missed FG	TEN 48	5	30	02:0:37	2	S. Shrader: 36-yard FG	20	6
		Kickoff	IND 33	6	67	03:3:52	4	M. Pittman Jr.: 20-yard pass from D. Jones	27	6
		Kickoff	IND 20	7	80	03:3:42	3	J. Taylor: 46-yard run	34	13
09/28	at L.A. Rams	Kickoff	IND 42	5	58	04:2:47	3	J. Taylor: 1-yard run	41	20
		Kickoff	IND 48	5	18	01:2:37	1	S. Shrader: 52-yard FG	3	3
		Downs	LAR 45	9	45	01:5:07	4	Q2: T. Warren: 2-yard run	10	3
		Punt	IND 10	11	90	03:6:07	6	Q4: M. Pittman Jr.: 2-yard pass from D. Jones	17	13
10/05	Las Vegas	Fumble	LAR 17	4	-3	04:2:24	0	S. Shrader: 38-yard FG	20	13
		Kickoff	IND 17	13	83	01:6:48	6	Q2: T. Warren: 11-yard pass from D. Jones	7	3
		Blocked Punt, Downs	LV 8	4	8	02:1:33	2	J. Taylor: 3-yard run	14	3
		Interception	IND 12	14	88	02:3:38	6	M. Pittman Jr.: 4-yard pass from D. Jones	20	3
		Punt	IND 32	11	68	03:6:03	5	J. Taylor: 1-yard run	26	3
10/12	Arizona	Interception	LV 6	2	6	03:0:30	1	A. Abdullah: 2-yard run	32	3
		Downs	LV 44	3	44	03:1:20	2	J. Taylor: 6-yard run	40	3
		Kickoff	IND 35	9	65	01:3:59	5	T. Warren: 8-yard pass from D. Jones	7	0
10/19	Arizona	Interception	IND 13	9	87	02:5:18	6	D. Jones: 3-yard run	14	7
		Kickoff	IND 31	9	42	03:4:08	3	M. Badgley: 45-yard FG	17	17
		Kickoff	IND 33	6	67	03:3:10	4	Q4: J. Downs: 5-yard pass from D. Jones	24	24
		Kickoff	IND 34	9	66	04:4:59	5	J. Taylor: 1-yard run	31	27
10/19	--	--	--	--	--	--	--	--	--	
10/26	--	--	--	--	--	--	--	--	--	
11/02	--	--	--	--	--	--	--	--	--	
11/09	--	--	--	--	--	--	--	--	--	
11/23	--	--	--	--	--	--	--	--	--	
11/30	--	--	--	--	--	--	--	--	--	
12/07	--	--	--	--	--	--	--	--	--	
12/14	--	--	--	--	--	--	--	--	--	
12/22	--	--	--	--	--	--	--	--	--	
12/28	--	--	--	--	--	--	--	--	--	
01/04	--	--	--	--	--	--	--	--	--	
AVG				8.3	56.8	4:00		3.6		
TOTALS				289	1,989	140:28		126		





BIG PASS PLAYS (20+ YARDS)

2025 REGULAR SEASON - BIG PASS PLAYS (20+ YARDS)

DATE	OPP.	QTR	COLTS PLAYER	YDS	DOWN	RESULT	QTR	OPP. PLAYER	YDS	DOWN	RESULT
09/07	MIA	1	Daniel Jones -> Tyler Warren	21	1-10-MIA 32	Field Goal	3	Tua Tagovailoa -> Tyreek Hill	21	1-10-MIA 25	Downs
		2	Daniel Jones -> Michael Pittman Jr.	27T	2-20-MIA 27	Touchdown					
		3	Daniel Jones -> Mo Alie-Cox	20	1-10-MIA 24	Touchdown					
		3	Daniel Jones -> Alec Pierce	36	1-10-IND 42	Field Goal					
09/14	DEN	1	Daniel Jones -> Tyler Warren	41	1-10-IND 41	Field Goal	2	Bo Nix -> Marvin Mims Jr.	23T	1-10-IND 23	Touchdown
		1	Daniel Jones -> Jonathan Taylor	43	3-2-IND 46	Touchdown					
		2	Daniel Jones -> Alec Pierce	44	1-10-IND 35	Touchdown					
09/21	at TEN	1	Daniel Jones -> Josh Downs	29	3-3-TEN 42	Field Goal	1	Cam Ward -> Chig Okonkwo Cam Ward -> Calvin Ridley	22	1-10-TEN 40	Field Goal
		3	Daniel Jones -> Michael Pittman Jr.	20T	2-9-TEN 20	Touchdown					
		4	Daniel Jones -> Tyler Warren	24	1-10-IND 48	Field Goal					
09/28	at LAR	1	Daniel Jones -> Tyler Warren	24	1-10-IND 48	Field Goal	2	Matthew Stafford -> Puka Nacua	31	3-5-IND 44	Field Goal
		3	Daniel Jones -> Adonai Mitchell	75	3-4-IND 24	Fumble					
		4	Daniel Jones -> Tyler Warren	23	2-9-LAR 25	Touchdown					
10/05	LV	3	Daniel Jones -> Ashton Dulin	20	3-8-IND 34	Touchdown	1	Geno Smith -> Ashton Jeanty Geno Smith -> Tre Tucker	8T	1-10-LAR 12	Field Goal
		3	Daniel Jones -> Ashton Dulin	35	1-10-LV 44	Touchdown					
		4	Daniel Jones -> Tyler Warren	23	1-10-ARI 42	Touchdown					
10/12	ARI	1	Daniel Jones -> Tyler Warren	26	1-10-ARI 33	Touchdown	2	Jacoby Brissett -> Trey McBride Jacoby Brissett -> Marvin Harrison Jr. Jacoby Brissett -> Zay Jones Jacoby Brissett -> Zay Jones Jacoby Brissett -> Elijah Higgins Jacoby Brissett -> Michael Wilson	21	3-4-ARI 36	Field Goal
		4	Daniel Jones -> Alec Pierce	26	1-10-ARI 33	Touchdown					
		4	Daniel Jones -> Alec Pierce	22	2-10-IND 34	Touchdown					
		4	Daniel Jones -> Alec Pierce	22	2-10-IND 34	Touchdown					
11/23	at KC	--	--	--	--	--	--	--	--	--	--
11/09	ATL	--	--	--	--	--	--	--	--	--	--
11/30	HOU	--	--	--	--	--	--	--	--	--	--
07/04	at HOU	--	--	--	--	--	--	--	--	--	--
10/19	at LAC	--	--	--	--	--	--	--	--	--	--
10/26	TEN	--	--	--	--	--	--	--	--	--	--
11/02	at PIT	--	--	--	--	--	--	--	--	--	--
12/07	at JAX	--	--	--	--	--	--	--	--	--	--
12/14	at SEA	--	--	--	--	--	--	--	--	--	--
12/22	SF	--	--	--	--	--	--	--	--	--	--
12/28	JAX	--	--	--	--	--	--	--	--	--	--
TOTALS			17 - 529 (31.1), 2 TDS					18 - 530 (29.4), 2 TDS			





BIG PLAYS OF 20+ YARDS

2025 REGULAR SEASON - BIG PLAYS OF 20+ YARDS

DATE	OPPONENT	QTR	COLTS PLAYER	RUN	PASS	DOWN	RESULT	QTR	OPP. PLAYER	RUN	PASS	DOWN	RESULT	
09/07	Miami	1	Daniel Jones -> Tyler Warren	21		1-10-MIA 32	Field Goal	3	Tua Tagovailoa -> Tyreek Hill		21	1-10-MIA 25	Downs	
		2	Daniel Jones -> Michael Pittman Jr.	27T		2-20-MIA 27	Touchdown	4	De'Von Achane run		26	3-3-IND 33	Touchdown	
		2	Daniel Jones -> Mo Alie-Cox	20		1-10-MIA 24	Touchdown							
		3	Daniel Jones -> Alec Pierce	36		1-10-IND 42	Field Goal							
09/14	Denver	1	Daniel Jones -> Tyler Warren	41		1-10-IND 41	Field Goal	1	Bo Nix -> Marvin Mims Jr.	23T		1-10-IND 23	Touchdown	
		1	Daniel Jones -> Jonathan Taylor	43		3-2-IND 46	Touchdown	2	Bo Nix -> Troy Franklin	42		2-13-DEN 30	Touchdown	
		2	Daniel Jones -> Alec Pierce	44		1-10-IND 35	Touchdown	4	J.K. Dobbins run	23		1-10-IND 43	Missed FG	
		4	Jonathan Taylor run	68		1-10-IND 20	Field Goal							
09/21	at Tennessee	1	Daniel Jones -> Josh Downs	29		3-3-TEN 42	Field Goal	1	Cam Ward -> Chig Okonkwo	22		1-10-TEN 40	Field Goal	
		3	Daniel Jones -> Michael Pittman Jr.	20T		2-9-TEN 20	Touchdown	1	Cam Ward -> Calvin Ridley	27		2-16-TEN 16	Field Goal	
		3	Jonathan Taylor run	46T		2-4-TEN 46	Touchdown	3	Julius Chestnut run	27		3-2-IND 31	Touchdown	
09/28	at L.A. Rams	1	Daniel Jones -> Tyler Warren	24		1-10-IND 48	Field Goal	2	Matthew Stafford -> Puka Nacua	31		3-5-IND 44	Field Goal	
		3	Daniel Jones -> Adonai Mitchell	75		3-4-IND 24	Fumble	2	Matthew Stafford -> Puka Nacua	23		2-10-LAR 15	Touchdown	
		4	Daniel Jones -> Tyler Warren	23		2-9-LAR 25	Touchdown	4	Matthew Stafford -> Davante Adams	25		2-14-50	Touchdown	
		4						4	Matthew Stafford -> Tutu Atwell	88T		1-10-LAR 12	Touchdown	
10/05	Las Vegas	3	Daniel Jones -> Ashton Dulin	20		3-8-IND 34	Touchdown	1	Geno Smith -> Ashton Jeanty	29		1-10-LV 14	Field Goal	
		3	Daniel Jones -> Ashton Dulin	35		1-10-LV 44	Touchdown	2	Geno Smith -> Tre Tucker	33		3-11-IND 44	Interception	
10/12	Arizona	1	Daniel Jones -> Tyler Warren	23		1-10-ARI 42	Touchdown	1	Jacoby Brissett -> Trey McBride	26		3-17-IND 33	Touchdown	
		2	Jonathan Taylor run	30		1-10-ARI 33	Touchdown	2	Jacoby Brissett -> Marvin Harrison Jr.	21		3-4-ARI 36	Field Goal	
		4	Daniel Jones -> Alec Pierce	26		1-10-ARI 33	Touchdown	3	Jacoby Brissett -> Zonovan Knight	20		1-10-ARI 39	Touchdown	
		4	Daniel Jones -> Alec Pierce	22		2-10-IND 34	Touchdown	3	Jacoby Brissett -> Zay Jones	21		2-7-IND 48	Touchdown	
								4	Jacoby Brissett -> Zay Jones	24		2-15-ARI 35	Field Goal	
								4	Jacoby Brissett -> Elijah Higgins	24		2-16-IND 47	Field Goal	
								4	Jacoby Brissett -> Michael Wilson	30		2-1-IND 42	Downs	
10/19	--	--	--	--	--	--	--	--	--	--	--	--	--	
10/26	--	--	--	--	--	--	--	--	--	--	--	--	--	
11/02	--	--	--	--	--	--	--	--	--	--	--	--	--	
11/09	--	--	--	--	--	--	--	--	--	--	--	--	--	
11/23	--	--	--	--	--	--	--	--	--	--	--	--	--	
11/30	--	--	--	--	--	--	--	--	--	--	--	--	--	
12/07	--	--	--	--	--	--	--	--	--	--	--	--	--	
12/14	--	--	--	--	--	--	--	--	--	--	--	--	--	
12/22	--	--	--	--	--	--	--	--	--	--	--	--	--	
12/28	--	--	--	--	--	--	--	--	--	--	--	--	--	
01/04	--	--	--	--	--	--	--	--	--	--	--	--	--	
TOTALS				20		- 673 (33.7), 3 TDS (3 RUNS, 1 TD, 17 PASSES, 2 TDS)				21		- 606 (28.9), 2 TDS (3 RUNS, 0 TDS, 18 PASSES, 2 TDS)		





BIG RUN PLAYS (10+ YARDS)

2025 REGULAR SEASON - BIG RUN PLAYS (10+ YARDS)

DATE	OPP.	QTR	COLTS PLAYER	YDS.	DOWN	RESULT	QTR	OPP. PLAYER	YDS.	DOWN	RESULT
09/07	Miami	1	Jonathan Taylor	13	1-10-IND 41	Touchdown	3	DeVon Achane	15	2-6- 50	Downs
		2	Jonathan Taylor	15	1-10-MIA 36	Field Goal	4	DeVon Achane	26	3-3-IND 33	Touchdown
		3	Daniel Jones	11	1-30-IND 40	Touchdown					
		4	DJ Giddens	12	2-4-MIA 38	Touchdown					
09/14	Denver	4	DJ Giddens	10	2-13-MIA 29	Touchdown					
		4	Ashton Dulin	15	1-10-MIA 16	Touchdown					
		3	Jonathan Taylor	10	1-15-IND 20	Downs	1	J.K. Dobbins	18	1-10-DEN 36	Touchdown
		4	Jonathan Taylor	68	1-10-IND 20	Field Goal	2	Troy Franklin	11	1-10- 50	Touchdown
09/21	at Tennessee	4	Jonathan Taylor	10	2-6-IND 36	Field Goal	3	Bo Nix	18	3-4-DEN 46	Touchdown
							4	J.K. Dobbins	23	1-10-IND 43	Missed FG
		1	Daniel Jones	17	3-7-TEN 42	Touchdown	2	Tony Pollard	10	1-10-IND 45	Field Goal
09/28	at L.A. Rams	2	Jonathan Taylor	12	1-10-TEN 46	Missed FG	3	Julius Chestnut	27	3-2-IND 31	Touchdown
		3	Jonathan Taylor	46T	2-4-TEN 46	Touchdown					
		2	Jonathan Taylor	12	1-10-LAR 23	Touchdown	1	Kyren Williams	11	1-10-LAR 20	Field Goal
10/05	Las Vegas	4	Jonathan Taylor	11	3-28-IND 29	Punt	2	Kyren Williams	11	2-2-LAR 39	Field Goal
							3	Blake Corum	10	1-10-LAR 41	Field Goal
							3	Kyren Williams	11	1-10-LAR 35	Punt
10/12	Arizona	2	Jonathan Taylor	16	3-1-LV 31	Touchdown	2	Ashton Jeanty	12	3-11-LV 24	Interception
		3	Jonathan Taylor	12	2-3-LV 39	Touchdown	3	Ashton Jeanty	10	1-10-LV 26	Punt
		2	Jonathan Taylor	14	1-10-IND 13	Touchdown	2	Michael Carter	11	3-10-ARI 20	End Half
11/23	at Kansas City	2	Jonathan Taylor	30	1-10-ARI 33	Touchdown	4	Jacoby Brissett	12	1-10-ARI 37	Downs
		3	Daniel Jones	17	1-10-IND 33	Touchdown					
		4	Jonathan Taylor	10	2-5-ARI 24	Touchdown					
12/28	Jacksonville	4	Jonathan Taylor	16	2-6-IND 13	End Game					
11/09	Atlanta	--	--	--	--	--	--	--	--	--	--
11/30	Houston	--	--	--	--	--	--	--	--	--	--
01/04	at Houston	--	--	--	--	--	--	--	--	--	--
10/19	at L.A. Chargers	--	--	--	--	--	--	--	--	--	--
10/26	Tennessee	--	--	--	--	--	--	--	--	--	--
11/02	at Pittsburgh	--	--	--	--	--	--	--	--	--	--
12/07	at Jacksonville	--	--	--	--	--	--	--	--	--	--
12/14	at Seattle	--	--	--	--	--	--	--	--	--	--
12/22	San Francisco	--	--	--	--	--	--	--	--	--	--
12/28	Jacksonville	--	--	--	--	--	--	--	--	--	--
TOTALS			21	- 377 (18.0), 1 TDS				16	- 236 (14.8), 0 TDS		





GAME-BY-GAME DEFENSE

2025 REGULAR SEASON COLTS GAME-BY-GAME DEFENSE

	09/07	09/14	09/21	09/28	10/05	10/12	10/19	10/26	11/02	11/09	11/23	11/30	12/07	12/14	12/22	12/28	01/04		
	MIA	DEN	@ TEN	@ LAR	LV	ARI	@ LAC	TEN	@ PIT	ATL	@ KC	HOU	@ JAX	@ SEA	SF	JAX	HOU	Totals	
FIRST DOWNS																			
Total	12	23	21	24	22	25													127
Rushing	3	7	8	7	6	7													38
Passing	9	11	11	15	12	17													75
Penalty	0	5	2	2	4	1													14
THIRD DOWNS																			
Attempts	10	9	14	12	14	14													73
Converted	5	4	5	4	8	9													35
Percentage	50.0%	44.4%	35.7%	33.3%	57.1%	64.3%													47.9%
FOURTH DOWNS																			
Attempts	2	0	2	2	2	1													9
Converted	1	0	1	1	1	0													4
Percentage	50.0%	0	50.0%	50.0%	50.0%	0.0%													44.4%
TOT. OFFENSE																			
Net Yards	211	324	282	462	296	400													1,975
Plays	46	54	65	70	65	70													370
Avg./Play	4.6	6.0	4.3	6.6	4.6	5.7													5.3
RUSHING																			
Net Yards	78	118	86	102	106	88													578
Rush. Att.	12	24	23	26	25	24													134
Avg./Att.	6.5	4.9	3.7	3.9	4.2	3.7													4.3
PASSING																			
Net Yards	133	206	196	360	190	312													1,397
Attempts	31	30	38	41	36	44													220
Completions	19	22	23	29	25	27													145
Intercepted	2	1	1	0	2	1													7
Gross Yards	146	206	219	375	228	320													1,494
Sacked	3.0	0.0	4.0	3.0	4.0	2.0													16.0
Yards Lost	13	0	23	15	38	8													97
ADVANCES																			
Rushes	12	24	23	26	25	24													134
Completions	19	22	23	29	25	27													145
Totals	31	46	46	55	50	51													279
Total Drives	7	9	9	12	9	10													56
PENALTIES																			
Number	3	8	8	7	6	7													39
Yards	15	83	68	63	65	65													359
FUMBLES																			
Number	1	0	0	1	0	0													2
Lost	1	0	0	1	0	0													2
PUNTING																			
Yards	42	134	52	211	30	92													561
Punts	1	3	1	4	2	2													13
Net Avg.	42.0	43.3	52.0	45.0	15.0	46.0													40.5
Gross Avg.	42.0	44.7	52.0	52.8	15.0	46.0													43.2
SCORING																			
Points	8	28	20	27	6	27													116
Q1	0	7	3	3	3	7													23
Q2	0	14	3	10	0	3													30
Q3	0	7	7	0	0	14													28
Q4	8	0	7	14	3	3													35
OT	0	0	0	0	0	0													0
TD Rushing	0	1	1	0	0	1													3
TD Passing	1	3	1	3	0	2													10
TD KO Returns	0	0	0	0	0	0													0
TD Punt Returns	0	0	0	0	0	0													0
TD Sp. Teams	0	0	0	0	0	0													0
TD Def. Returns	0	0	0	0	0	0													0
FG Attempts	0	1	4	2	3	2													12
FG Made	0	0	2	2	2	2													8
Safety	0	0	0	0	0	0													0
2-Pt Attempts	1	0	0	0	0	0													1
2-Pt Made	1	0	0	0	0	0													1
Time of Possession	21:17	27:53	31:19	31:44	33:25	32:05													177:43





GAME-BY-GAME OFFENSE

2025 REGULAR SEASON COLTS GAME-BY-GAME OFFENSE

	09/07	09/14	09/21	09/28	10/05	10/12	10/19	10/26	11/02	11/09	11/23	11/30	12/07	12/14	12/22	12/28	01/04	
	MIA	DEN	@ TEN	@ LAR	LV	ARI	@ LAC	TEN	PIT	@ ATL	@ KC	HOU	@ JAX	@ SEA	SF	JAX	HOU	Totals
FIRST DOWNS																		
Total	27	26	22	17	24	25												141
Rushing	11	6	9	4	9	11												50
Passing	14	16	10	11	12	13												76
Penalty	2	4	3	2	3	1												15
THIRD DOWNS																		
Attempts	15	13	8	12	10	8												66
Converted	7	6	2	4	8	4												31
Percentage	46.7%	46.2%	25.0%	33.3%	80.0%	50.0%												47.0%
FOURTH DOWNS																		
Attempts	3	2	2	1	0	0												8
Converted	3	0	2	1	0	0												6
Percentage	100.0%	0.0%	100.0%	100.0%	0	0												75.0%
TOT. OFFENSE																		
Net Yards	418	473	365	333	317	355												2,261
Plays	70	67	53	56	57	58												361
Avg./Play	6.0	7.1	6.9	5.9	5.6	6.1												6.3
RUSHING																		
Net Yards	156	167	137	85	96	150												791
Rush. Att.	40	32	28	21	25	27												173
Avg./Att.	3.9	5.2	4.9	4.0	3.8	5.6												4.6
PASSING																		
Net Yards	262	306	228	248	221	205												1,470
Attempts	29	34	25	33	32	30												183
Completions	22	23	18	24	21	22												130
Intercepted	0	0	0	2	0	1												3
Gross Yards	272	316	228	262	221	212												1,511
Sacked	1.0	1.0	0.0	2.0	0.0	1.0												5.0
Yards Lost	10	10	0	14	0	7												41
ADVANCES																		
Rushes	40	32	28	21	25	27												173
Completions	22	23	18	24	21	22												130
Totals	62	55	46	45	46	49												303
Total Drives	7	10	9	12	8	10												56
PENALTIES																		
Number	4	11	4	11	9	5												44
Yards	45	68	23	88	77	40												341
FUMBLES																		
Number	0	0	0	2	1	0												3
Lost	0	0	0	1	0	0												1
PUNTING																		
Yards	0	0	46	209	101	165												521
Punts	0	0	1	4	2	3												10
Net Avg.	0.0	0.0	46.0	52.3	46.5	44.3												48.1
Gross Avg.	0.0	0.0	46.0	52.3	50.5	55.0												52.1
SCORING																		
Points	33	29	41	20	40	31												194
Q1	3	6	17	3	0	7												36
Q2	17	14	3	7	20	7												68
Q3	3	3	14	0	20	3												43
Q4	10	6	7	10	0	14												47
OT	0	0	0	0	0	0												0
TD Rushing	2	1	3	1	4	2												13
TD Passing	1	1	1	1	2	2												8
TD KO Returns	0	0	0	0	0	0												0
TD Punt Returns	0	0	0	0	0	0												0
TD Sp. Teams	0	0	0	0	0	0												0
TD Def. Returns	0	0	1	0	0	0												1
FG Attempts	4	5	3	2	0	1												15
FG Made	4	5	2	2	0	1												14
Safety	0	0	0	0	0	0												0
2-Pt Attempts	0	0	0	0	4	0												4
2-Pt Made	0	0	0	0	1	0												1
Time of Possession	38:43	32:07	28:41	28:16	26:35	27:55												182:17





GOAL TO GO SITUATIONS

2025 REGULAR SEASON - GOAL-TO-GO SITUATIONS

DATE	OPPONENT	OFFENSE	DEFENSE
09/07	Miami	TD - Run TD - Run	TD - Pass
09/14	Denver	TD - Run TD - Pass	TD - Pass TD - Pass
09/21	at Tennessee	TD - Run TD - Run	TD - Run TD - Pass
09/28	at L.A. Rams	TD - Pass	TD - Pass
10/05	Las Vegas	TD - Run TD - Pass TD - Run TD - Run TD - Run	Field Goal - 24 yards Field Goal - 37 yards
10/12	Arizona	TD - Pass TD - Run TD - Pass TD - Run	TD - Run TD - Pass
10/19	at L.A. Chargers	--	--
10/26	Tennessee	--	--
11/02	at Pittsburgh	--	--
11/09	Atlanta	--	--
11/23	at Kansas City	--	--
11/30	Houston	--	--
12/07	at Jacksonville	--	--
12/14	at Seattle	--	--
12/22	San Francisco	--	--
12/28	Jacksonville	--	--
01/04	at Houston	--	--

OFFENSE DEFENSE

Goal-To-Go Situations	16	10
Scores	16	10
Touchdowns	16	8
Field Goals	0	2
Total Points	110	63
Fumbles	0	0
Interceptions	0	0
Missed Field Goals	0	0
Missed Field Goals (G2G)	0	0
Lost on Downs	0	0
End of Half/Game	0	0
Goal-to-Go Percentage	100.0	80.0





GOAL TO GO/INSIDE THE 20

2025 REGULAR SEASON

		INSIDE THE 20		GOAL TO GO SITUATIONS	
DATE	OPONENT	OFFENSE	DEFENSE	OFFENSE	DEFENSE
09/07	Miami	FG - 24 yards TD - Pass TD - Run FG - 35 yards FG - 28 yards TD - Run	TD - Pass	TD - Run TD - Run	TD - Pass
09/14	Denver	FG - 29 yards FG - 33 yards TD - Run TD - Pass FG - 36 yards FG - 28 yards	TD - Pass TD - Pass TD - Run	TD - Run TD - Pass	TD - Pass TD - Pass
09/21	at Tennessee	FG - 24 yards TD - Run FG - 36 yards TD - Run	TD - Run TD - Pass	TD - Run TD - Run	TD - Run TD - Pass
09/28	at L.A. Rams	TD - Run TD - Pass FG - 38 yards	FG - 37 yards TD - Pass TD - Pass	TD - Pass	TD - Pass
10/05	Las Vegas	TD - Pass TD - Run TD - Pass TD - Run TD - Run TD - Run	FG - 24 yards Interception FG - 37 yards End of Game	TD - Run TD - Pass TD - Run TD - Run TD - Run	FG - 24 yards FG - 37 yards
10/12	Arizona	TD - Pass TD - Run TD - Pass TD - Run	TD - Run Interception FG - 40 yards TD - Pass TD - Pass Downs	TD - Pass TD - Run TD - Pass TD - Run	TD - Run TD - Pass
10/19	at L.A. Chargers	--	--	--	--
10/26	Tennessee	--	--	--	--
11/02	at Pittsburgh	--	--	--	--
11/09	Atlanta	--	--	--	--
11/23	at Kansas City	--	--	--	--
11/30	Houston	--	--	--	--
12/07	at Jacksonville	--	--	--	--
12/14	at Seattle	--	--	--	--
12/22	San Francisco	--	--	--	--
12/28	Jacksonville	--	--	--	--
TBD	at Houston	--	--	--	--

OFFENSE DEFENSE

OFFENSE DEFENSE

Inside the 20	29	19	Goal-To-Go Situations	16	10
Scores	29	15	Scores	16	10
Touchdowns	19	11	Touchdowns	16	8
Field Goals	10	4	Field Goals	0	2
Total Points in 20	161	90	Total Points	110	63
Fumbles	0	0	Fumbles	0	0
Interceptions	0	2	Interceptions	0	0
Missed Field Goals	0	0	Missed Field Goals (G2G)	0	0
Lost on Downs	0	1	Lost on Downs	0	0
End of Half/Game	0	1	End of Half/Game	0	0
TDs Outside	2	2	Goal-to-Go Percentage	100.0	80.0
Red-Zone Percentage	65.5	57.9			





INDIVIDUAL GXG STATS: PASSING

2025 REGULAR SEASON INDIVIDUAL GAME-BY-GAME STATS

PASSING:		DANIEL JONES												
DATE	OPP.	ATT	CMP	YDS	CMP%	Y/A	Y/C	TD	TD%	INT	INT%	LG	SK/YD	RATE
09/07	Miami	29	22	272	75.9%	9.4	12.4	1	3.4%	0	0.0%	36	1/10	115.9
09/14	Denver	34	23	316	67.6%	9.3	13.7	1	2.9%	0	0.0%	44	1/10	107.0
09/21	at Tennessee	25	18	228	72.0%	9.1	12.7	1	4.0%	0	0.0%	29	0/0	113.4
09/28	at L.A. Rams	33	24	262	72.7%	7.9	10.9	1	3.0%	2	6.1%	75	2/14	80.6
10/05	Las Vegas	29	20	212	69.0%	7.3	10.6	2	6.9%	0	0.0%	35	0/0	113.0
10/12	Arizona	30	22	212	73.3%	7.1	9.6	2	6.7%	1	3.3%	26	1/7	101.0
10/19	at L.A. Chargers													
10/26	Tennessee													
11/02	at Pittsburgh													
11/09	Atlanta													
11/23	at Kansas City													
11/30	Houston													
12/07	at Jacksonville													
12/14	at Seattle													
12/22	San Francisco													
12/28	Jacksonville													
TBD	at Houston													
TOTALS		180	129	1,502	71.7%	8.3	11.6	8	4.4%	3	1.7%	75	5/41	104.4

PASSING:		ANTHONY RICHARDSON SR.												
DATE	OPP.	ATT	CMP	YDS	CMP%	Y/A	Y/C	TD	TD%	INT	INT%	LG	SK/YD	RATE
09/07	Miami													
09/14	Denver													
09/21	at Tennessee	0	0	0	0.0%	0.0	0.0	0	0.0%	0	0.0%	0	0/0	0.0
09/28	at L.A. Rams													
10/05	Las Vegas	2	1	9	50.0%	4.5	9.0	0	0.0%	0	0.0%	9	0/0	62.5
10/12	Arizona													
10/19	at L.A. Chargers													
10/26	Tennessee													
11/02	at Pittsburgh													
11/09	Atlanta													
11/23	at Kansas City													
11/30	Houston													
12/07	at Jacksonville													
12/14	at Seattle													
12/22	San Francisco													
12/28	Jacksonville													
TBD	at Houston													
TOTALS		2	1	9	50.0%	4.5	9.0	0	0.0%	0	0.0%	9	0/0	62.5

PASSING:		TYLER WARREN												
DATE	OPP.	ATT	CMP	YDS	CMP%	Y/A	Y/C	TD	TD%	INT	INT%	LG	SK/YD	RATE
09/07	Miami	0	0	0	0.0%	0.0	0.0	0	0.0%	0	0.0%	0	0/0	0.0
09/14	Denver	0	0	0	0.0%	0.0	0.0	0	0.0%	0	0.0%	0	0/0	0.0
09/21	at Tennessee	0	0	0	0.0%	0.0	0.0	0	0.0%	0	0.0%	0	0/0	0.0
09/28	at L.A. Rams	0	0	0	0.0%	0.0	0.0	0	0.0%	0	0.0%	0	0/0	0.0
10/05	Las Vegas	1	0	0	0.0%	0.0	0.0	0	0.0%	0	0.0%	0	0/0	39.6
10/12	Arizona	0	0	0	0.0%	0.0	0.0	0	0.0%	0	0.0%	0	0/0	0.0
10/19	at L.A. Chargers													
10/26	Tennessee													
11/02	at Pittsburgh													
11/09	Atlanta													
11/23	at Kansas City													
11/30	Houston													
12/07	at Jacksonville													
12/14	at Seattle													
12/22	San Francisco													
12/28	Jacksonville													
TBD	at Houston													
TOTALS		1	0	0	0.0%	0.0	0.0	0	0.0%	0	0.0%	0	0/0	39.6





INDIVIDUAL GXG STATS: PASSING

PASSING:		RILEY LEONARD												
DATE	OPP.	ATT	CMP	YDS	CMP%	Y/A	Y/C	TD	TD%	INT	INT%	LG	SK/YD	RATE
09/07	Miami	ON INACTIVE LIST												
09/14	Denver	ON INACTIVE LIST												
09/21	at Tennessee	ON INACTIVE LIST												
09/28	at L.A. Rams	ON INACTIVE LIST												
10/05	Las Vegas	ON INACTIVE LIST												
10/12	Arizona	DID NOT PLAY (NON-INJURY)												
10/19	at L.A. Chargers													
10/26	Tennessee													
11/02	at Pittsburgh													
11/09	Atlanta													
11/23	at Kansas City													
11/30	Houston													
12/07	at Jacksonville													
12/14	at Seattle													
12/22	San Francisco													
12/28	Jacksonville													
TBD	at Houston													
TOTALS		0	0	0	0.0%	0.0	0.0	0	0.0%	0	0.0%	--	0/0	0.0





INDIVIDUAL GXG STATS: RECEIVING

2025 REGULAR SEASON INDIVIDUAL GAME-BY-GAME STATS

RECEIVING:		TYLER WARREN					MICHAEL PITTMAN JR.					ALEC PIERCE				
DATE	OPP.	NO.	YDS	AVG	LG	TD	NO.	YDS	AVG	LG	TD	NO.	YDS	AVG	LG	TD
09/07	Miami	7	76	10.9	21	0	6	80	13.3	27t	1	1	36	36.0	36	0
09/14	Denver	4	79	19.8	41	0	4	40	10.0	12	0	4	68	17.0	44	0
09/21	at Tennessee	3	38	12.7	17	0	6	73	12.2	20t	1	4	67	16.8	19	0
09/28	at L.A. Rams	5	70	14.0	24	0	5	41	8.2	17	1	ON INACTIVE LIST				
10/05	Las Vegas	4	44	11.0	19	1	5	39	7.8	16	1	ON INACTIVE LIST				
10/12	Arizona	6	63	10.5	23	1	2	20	10.0	14	0	2	48	24.0	26	0
10/19	at L.A. Chargers															
10/26	Tennessee															
11/02	at Pittsburgh															
11/09	Atlanta															
11/23	at Kansas City															
11/30	Houston															
12/07	at Jacksonville															
12/14	at Seattle															
12/22	San Francisco															
12/28	Jacksonville															
TBD	at Houston															
TOTALS		29	370	12.8	41	2	28	293	10.5	27T	4	11	219	19.9	44	0

RECEIVING:		JOSH DOWNS					JONATHAN TAYLOR					ADONAI MITCHELL				
DATE	OPP.	NO.	YDS	AVG	LG	TD	NO.	YDS	AVG	LG	TD	NO.	YDS	AVG	LG	TD
09/07	Miami	2	12	6.0	6	0	3	27	9.0	16	0	2	21	10.5	18	0
09/14	Denver	6	51	8.5	19	0	2	50	25.0	43	1	2	20	10.0	12	0
09/21	at Tennessee	2	34	17.0	29	0	3	16	5.3	8	0	0	0	0.0	--	0
09/28	at L.A. Rams	4	24	6.0	8	0	5	20	4.0	10	0	3	96	32.0	75	0
10/05	Las Vegas	6	54	9.0	12	0	3	20	6.7	8	0	0	0	0.0	--	0
10/12	Arizona	6	42	7.0	11	1	4	14	3.5	13	0	ON INACTIVE LIST				
10/19	at L.A. Chargers															
10/26	Tennessee															
11/02	at Pittsburgh															
11/09	Atlanta															
11/23	at Kansas City															
11/30	Houston															
12/07	at Jacksonville															
12/14	at Seattle															
12/22	San Francisco															
12/28	Jacksonville															
TBD	at Houston															
TOTALS		26	217	8.3	29	1	20	147	7.4	43	1	7	137	19.6	75	0

RECEIVING:		ASHTON DULIN					MO ALIE-COX					ANTHONY RICHARDSON SR.				
DATE	OPP.	NO.	YDS	AVG	LG	TD	NO.	YDS	AVG	LG	TD	NO.	YDS	AVG	LG	TD
09/07	Miami	0	0	0.0	--	0	1	20	20.0	20	0	DID NOT PLAY (NON-INJURY)				
09/14	Denver	0	0	0.0	--	0	1	8	8.0	8	0	DID NOT PLAY (NON-INJURY)				
09/21	at Tennessee	0	0	0.0	--	0	0	0	0.0	--	0	0	0	0.0	--	0
09/28	at L.A. Rams	1	11	11.0	11	0	0	0	0.0	--	0	DID NOT PLAY (NON-INJURY)				
10/05	Las Vegas	2	55	27.5	35	0	0	0	0.0	--	0	1	9	9.0	9	0
10/12	Arizona	0	0	0.0	--	0	1	16	16.0	16	0	INJURED RESERVE				
10/19	at L.A. Chargers															
10/26	Tennessee															
11/02	at Pittsburgh															
11/09	Atlanta															
11/23	at Kansas City															
11/30	Houston															
12/07	at Jacksonville															
12/14	at Seattle															
12/22	San Francisco															
12/28	Jacksonville															
TBD	at Houston															
TOTALS		3	66	22.0	35	0	3	44	14.7	20	0	1	9	9.0	9	0





INDIVIDUAL GXG STATS: RECEIVING

RECEIVING:		AMEER ABDULLAH					TYLER GOODSON				
DATE	OPP.	NO.	YDS	AVG	LG	TD	NO.	YDS	AVG	LG	TD
09/07	Miami	<i>NOT ON ROSTER</i>					<i>ON INACTIVE LIST</i>				
09/14	Denver	<i>PRACTICE SQUAD</i>					<i>ON INACTIVE LIST</i>				
09/21	at Tennessee	<i>PRACTICE SQUAD</i>					0	0	0.0	--	0
09/28	at L.A. Rams	<i>PRACTICE SQUAD</i>					1	0	0.0	--	0
10/05	Las Vegas	0	0	0.0	--	0	<i>ON INACTIVE LIST</i>				
10/12	Arizona	1	9	9.0	9	0	<i>ON INACTIVE LIST</i>				
10/19	at L.A. Chargers										
10/26	Tennessee										
11/02	at Pittsburgh										
11/09	Atlanta										
11/23	at Kansas City										
11/30	Houston										
12/07	at Jacksonville										
12/14	at Seattle										
12/22	San Francisco										
12/28	Jacksonville										
TBD	at Houston										
TOTALS		1	9	9.0	9	0	1	0	0.0	--	0





INDIVIDUAL GXG STATS: RUSHING

2025 REGULAR SEASON INDIVIDUAL GAME-BY-GAME STATS

RUSHING:		JONATHAN TAYLOR					DANIEL JONES					DJ GIDDENS				
DATE	OPP.	NO.	YDS	AVG	LG	TD	NO.	YDS	AVG	LG	TD	NO.	YDS	AVG	LG	TD
09/07	Miami	18	71	3.9	15	0	7	26	3.7	11	2	12	41	3.4	12	0
09/14	Denver	25	165	6.6	68	0	6	2	0.3	2	1	0	0	0.0	--	0
09/21	at Tennessee	17	102	6.0	46t	3	4	27	6.8	17	0	1	3	3.0	3	0
09/28	at L.A. Rams	17	76	4.5	12	0	1	-1	-1.0	-1	0	0	0	0.0	--	0
10/05	Las Vegas	17	66	3.9	16	3	1	2	2.0	2	0	5	22	4.4	9	0
10/12	Arizona	21	123	5.9	30	1	5	20	4.0	17	1	0	0	0.0	--	0
10/19	at L.A. Chargers															
10/26	Tennessee															
11/02	at Pittsburgh															
11/09	Atlanta															
11/23	at Kansas City															
11/30	Houston															
12/07	at Jacksonville															
12/14	at Seattle															
12/22	San Francisco															
12/28	Jacksonville															
TBD	at Houston															
TOTALS		115	603	5.2	68	7	24	76	3.2	17	4	18	66	3.7	12	0

RUSHING:		ASHTON DULIN					AMEER ABDULLAH					TYLER GOODSON				
DATE	OPP.	NO.	YDS	AVG	LG	TD	NO.	YDS	AVG	LG	TD	NO.	YDS	AVG	LG	TD
09/07	Miami	1	15	15.0	15	0	<i>NOT ON ROSTER</i>					<i>ON INACTIVE LIST</i>				
09/14	Denver	0	0	0.0	--	0	<i>PRACTICE SQUAD</i>					<i>ON INACTIVE LIST</i>				
09/21	at Tennessee	0	0	0.0	--	0	<i>PRACTICE SQUAD</i>					2	6	3.0	4	0
09/28	at L.A. Rams	1	7	7.0	7	0	<i>PRACTICE SQUAD</i>					0	0	0.0	--	0
10/05	Las Vegas	0	0	0.0	--	0	2	6	3.0	4	1	<i>ON INACTIVE LIST</i>				
10/12	Arizona	0	0	0.0	--	0	1	7	7.0	7	0	<i>ON INACTIVE LIST</i>				
10/19	at L.A. Chargers															
10/26	Tennessee															
11/02	at Pittsburgh															
11/09	Atlanta															
11/23	at Kansas City															
11/30	Houston															
12/07	at Jacksonville															
12/14	at Seattle															
12/22	San Francisco															
12/28	Jacksonville															
TBD	at Houston															
TOTALS		2	22	11.0	15	0	3	13	4.3	7	1	2	6	3.0	4	0

RUSHING:		TYLER WARREN					ANTHONY RICHARDSON SR.				
DATE	OPP.	NO.	YDS	AVG	LG	TD	NO.	YDS	AVG	LG	TD
09/07	Miami	1	3	3.0	3	0	<i>DID NOT PLAY (NON-INJURY)</i>				
09/14	Denver	1	0	0.0	--	0	<i>DID NOT PLAY (NON-INJURY)</i>				
09/21	at Tennessee	0	0	0.0	--	0	4	-1	-0.3	2	0
09/28	at L.A. Rams	2	3	1.5	2t	1	<i>DID NOT PLAY (NON-INJURY)</i>				
10/05	Las Vegas	0	0	0.0	--	0	0	0	0.0	--	0
10/12	Arizona	0	0	0.0	--	0	<i>INJURED RESERVE</i>				
10/19	at L.A. Chargers										
10/26	Tennessee										
11/02	at Pittsburgh										
11/09	Atlanta										
11/23	at Kansas City										
11/30	Houston										
12/07	at Jacksonville										
12/14	at Seattle										
12/22	San Francisco										
12/28	Jacksonville										
TBD	at Houston										
TOTALS		4	6	1.5	3	1	4	-1	-0.3	2	0





INDIVIDUAL GXG STATS: DEFENSIVE

2025 REGULAR SEASON INDIVIDUAL DEFENSIVE GAME-BY-GAME STATS

DATE	OPP.	ADETOMIWA ADEBAWORE											AUSTIN AIJAKE											JOE BACHIE												
		S	A	TK	TFL	TFLY	SK	SKY	INT	FR	FF	PR	PD	S	A	TK	TFL	TFLY	SK	SKY	INT	FR	FF	PR	PD	S	A	TK	TFL	TFLY	SK	SKY	INT	FR	FF	PR
09/07	Miami	0	0	0	0	0	0.0	0.0	0	0	0	0	0	0	0	0	0.0	0.0	0	0	0	0	0	1	3	4	0	0	0.0	0.0	0	0	0	0	0	
09/14	Denver	1	1	2	1	2	0.0	0.0	0	0	0	0	PRACTICE SQUAD											3	2	5	0	0	0.0	0.0	0	0	0	0		
09/21	at Tennessee	0	0	0	0	0	0.0	0.0	0	0	0	0	1	2	3	0	0	0.0	0.0	1	0	0	0	0	4	0	4	0	0	0.0	0.0	0	0	0	0	0
09/28	at L.A. Rams	1	2	3	0	0	0.5	0.5	0	1	0	2	0	0	0	0	0	0.0	0.0	0	0	0	0	0	2	3	5	0	0	0.0	0.0	0	0	0	0	0
10/05	Las Vegas	0	0	0	0	0	0.0	0.0	0	0	0	0	4	4	8	0	0	0.0	0.0	0	0	0	0	0	0	3	3	0	0	0.0	0.0	0	0	0	0	1
10/12	Arizona	1	0	1	0	0	0.0	0.0	0	0	0	0	0	0	0	0	0	0.0	0.0	0	0	0	1	0	INJURED RESERVE											
10/19	at L.A. Chargers																																			
10/26	Tennessee																																			
11/02	at Pittsburgh																																			
11/09	Atlanta																																			
11/23	at Kansas City																																			
11/30	Houston																																			
12/07	at Jacksonville																																			
12/14	at Seattle																																			
12/22	San Francisco																																			
12/28	Jacksonville																																			
TBD	at Houston																																			
TOTALS		3	3	6	1	2	0.5	0.5	0	1	0	2	5	6	11	0	0	0.0	0.0	0	0	0	1	0	10	11	21	0	0	0.0	0.0	0	0	0	0	1

DATE	OPP.	MEKHI BLACKMON											DEFORREST BUCKNER											CAMRYN BYNUM												
		S	A	TK	TFL	TFLY	SK	SKY	INT	FR	FF	PR	PD	S	A	TK	TFL	TFLY	SK	SKY	INT	FR	FF	PR	PD	S	A	TK	TFL	TFLY	SK	SKY	INT	FR	FF	PR
09/07	Miami	2	1	3	0	0	0.0	0.0	0	0	0	0	0	0	3	3	0	0	0.0	0.0	0	0	0	0	1	2	3	0	0	0.0	0.0	1	0	0	0	2
09/14	Denver	4	1	5	0	0	0.0	0.0	0	0	0	0	6	0	6	2	2	0.0	0.0	0	0	0	0	0	3	1	4	0	0	0.0	0.0	1	0	0	0	1
09/21	at Tennessee	4	1	5	0	0	0.0	0.0	0	0	0	0	3	2	5	0	0	0.0	0.0	0	0	0	1	0	3	1	4	0	0	0.0	0.0	0	0	0	0	0
09/28	at L.A. Rams	4	2	6	0	0	1.0	0.0	0	0	0	0	4	4	8	2	9	0.0	0.0	0	0	1	0	0	4	3	7	0	0	0.0	0.0	0	0	0	0	0
10/05	Las Vegas	4	1	5	0	0	0.0	0.0	1	0	0	0	1	3	3	6	1	6	0.0	0.0	0	2	0	0	0	0	3	3	0	0.0	0.0	0	0	0	0	0
10/12	Arizona	4	1	5	0	0	0.0	0.0	1	0	0	2	2	1	3	0	0	0.0	0.0	0	0	0	3	0	2	0	2	0	0	0.0	0.0	0	0	0	0	1
10/19	at L.A. Chargers																																			
10/26	Tennessee																																			
11/02	at Pittsburgh																																			
11/09	Atlanta																																			
11/23	at Kansas City																																			
11/30	Houston																																			
12/07	at Jacksonville																																			
12/14	at Seattle																																			
12/22	San Francisco																																			
12/28	Jacksonville																																			
TBD	at Houston																																			
TOTALS		22	7	29	0	0	1.0	0.0	2	0	0	3	18	13	31	5	16	1.0	6.0	0	0	0	7	0	13	10	23	0	0	0.0	0.0	2	0	0	0	4

DATE	OPP.	NICK CROSS											SAMSON EBUKAM											JOHNATHAN EDWARDS												
		S	A	TK	TFL	TFLY	SK	SKY	INT	FR	FF	PR	PD	S	A	TK	TFL	TFLY	SK	SKY	INT	FR	FF	PR	PD	S	A	TK	TFL	TFLY	SK	SKY	INT	FR	FF	PR
09/07	Miami	4	2	6	1	2	1.0	2.0	0	0	0	1	1	0	1	1	6	0	0.0	0	0	0	3	0	ON INACTIVE LIST											
09/14	Denver	5	2	7	0	0	0.0	0.0	0	0	0	1	1	0	1	0	0	0.0	0.0	0	0	0	0	0	0	0	0	0	0	0.0	0.0	0	0	0	0	0
09/21	at Tennessee	5	2	7	1	1	0.0	0.0	0	0	0	0	2	1	3	1	1	0.0	0.0	0	0	0	0	0	0	0	0	0	0	0.0	0.0	0	0	0	0	0
09/28	at L.A. Rams	6	8	14	0	0	0.5	0.5	0	0	0	1	0	2	2	0	0	0.0	0.0	0	0	0	2	0	0	0	0	0	0	0.0	0.0	0	0	0	0	1
10/05	Las Vegas	3	5	8	1	1	0.0	0.0	0	0	0	1	4	1	5	1	7	1.0	7.0	0	0	0	1	0	1	0	1	0	0	0.0	0.0	0	0	0	0	1
10/12	Arizona	4	1	5	1	2	0.0	0.0	0	0	0	0	2	0	2	0	0	0.0	0.0	0	0	0	0	0	4	0	4	0	0	0.0	0.0	0	0	0	0	0
10/19	at L.A. Chargers																																			
10/26	Tennessee																																			
11/02	at Pittsburgh																																			
11/09	Atlanta																																			
11/23	at Kansas City																																			
11/30	Houston																																			
12/07	at Jacksonville																																			
12/14	at Seattle																																			
12/22	San Francisco																																			
12/28	Jacksonville																																			
TBD	at Houston																																			
TOTALS		27	20	47	4	11	1.5	11.5	0	0	0	2	10	4	14	3	14	2.0	13.0	0	0	0	6	0	5	0	5	0	0	0.0	0.0	0	0	0	0	2

DATE	OPP.	ZAIRE FRANKLIN											NEVILLE GALLIMORE											MIKE HILTON												
		S	A	TK	TFL	TFLY	SK	SKY	INT	FR	FF	PR	PD	S	A	TK	TFL	TFLY	SK	SKY	INT	FR	FF	PR	PD	S	A	TK	TFL	TFLY	SK	SKY	INT	FR	FF	PR
09/07	Miami	2	2	4	0	0	0.0	0.0	0	0	0	0	0	0	0	0	0	0.0	0.0	0	0	0	0	1	Bengalis											
09/14	Denver	4	2	6	0	0	0.0	0.0	0	0	0	1	1	0	1	0	0	0.0	0.0	0	0	0	0	0	Bengalis											
09/21	at Tennessee	4	2	6	0	0	0.0	0.0	0	0	0	1	1	0	1	1	9	1.0	9.0	0	0	0	2	0	Bengalis											
09/28	at L.A. Rams	1	6	7	0	0	0.0	0.0	0	0	0	1	0	2	2	0	0	0.0	0.0	0	0	0	0	0	2	1	3	1	10	0.0	0.0	0	0	1	0	0
10/05	Las Vegas	3	1	6	1	14	1.0	14.0	0	0	0	1	0	4	2	6	0	0	0.0	0.0	0	0	0	0	2	0	2	0	0	0.0	0.0	0	0	0	0	0
10/12	Arizona	6	3	9	0	0	0.0	0.0	0	0	0	0	1	0	1	0	0	0.0	0.0	0	0	0	1	0	PRACTICE SQUAD INJURED											
10/19	at L.A. Chargers																																			
10/26	Tennessee																																			
11/02	at Pittsburgh																																			
11/09	Atlanta																																			
11/23	at Kansas City																																			
11/30	Houston																																			
12/07	at Jacksonville																																			
12/14	at Seattle																																			
12/22	San Francisco																																			
12/28	Jacksonville																																			
TBD	at Houston																																			
TOTALS		19	18	37	1	14	1.0	14.0	0	0	0	2	6	4	10	1	9	1.0	9.0	0	0	0	3	1	4	1	5	1	10	0.0	0.0	0	0	1	0	0

DATE	OPP.	XAVEN HOWARD											ERIC JOHNSON II											CHRIS LAMMONS												
		S	A	TK	TFL	TFLY	SK	SKY	INT	FR	FF	PR	PD	S	A	TK	TFL	TFLY	SK	SKY	INT	FR	FF	PR	PD	S	A	TK	TFL	TFLY	SK	SKY	INT	FR	FF	PR
09/07	Miami	0	0	0	0	0	0.0	0.0	0	0	0	0	1	0	1	0	0	0.0	0.0	0	0	0	0	0	PRACTICE SQUAD											
09/14	Denver	1	2	3	0	0	0.0	0.0	0	0	0	0	0	0	0	0	0	0.0	0.0	0	0	0	0	0	0	0	0	0	0	0.0	0.0	0	0	0	0	0
09/21	at Tennessee	1	2	3	0	0	0.0	0.0	0	0	0	0	1	0	1	1	6	0.0	0.0	1	0	0	0	0	PRACTICE SQUAD											
09/28	at L.A. Rams	5	1	6	0	0	0.0	0.0	0	0	0	0	NOT ON ROSTER											PRACTICE SQUAD												
10/05	Las Vegas	NOT ON ROSTER											ON INACTIVE LIST											PRACTICE SQUAD												
10/12	Arizona	NOT ON ROSTER											ON INACTIVE LIST											1	2	3	0	0	0.0	0.0	0	0	0	0	2	
10/19	at L.A. Chargers																																			
10/26	Tennessee																																			
11/02	at Pittsburgh																																			
11/09	Atlanta																																			
11/23	at Kansas City																																			
11/30	Houston																																			
12/07	at Jacksonville																																			
12/14	at Seattle																																			
12/22	San Francisco																																			
12/28	Jacksonville																																			
TBD	at Houston																																			
TOTALS		7	4	11	0	0	0.0	0.0	0	1	0	0	0	2	0	2	1	6	0.0	0.0	0	0	0	0	3	2	5	1	6	0.0	0.0	0	0	0	0	2



INDIVIDUAL GYG STATS: DEFENSIVE

		LAIATU LATU										TYOUAN LEWIS										CAMERON MCGRONE															
DATE	OPP.	S	A	TK	TFL	TFLY	SK	SKY	INT	FR	FF	PR	PD	S	A	TK	TFL	TFLY	SK	SKY	INT	FR	FF	PR	PD	S	A	TK	TFL	TFLY	SK	SKY	INT	FR	FF	PR	PD
09/07	Miami	1	0	1	0	0	0.0	0.0	1	0	0	0	1	0	1	1	0	0	0.0	0.0	0	0	0	0	0	1	0	1	0	0	0.0	0.0	0	0	0	0	0
09/14	Denver	ON INACTIVE LIST																																			
09/21	at Tennessee	2	1	3	0	0	0.0	0.0	0	0	0	0	0	3	0	3	3	8	2.0	7.0	0	0	0	2	0	0	0	0	0	0	0.0	0.0	0	0	0	0	0
09/28	at L.A. Rams	3	1	4	1	6	1.0	6.0	0	0	0	2	1	0	0	0	0	0	0.0	0.0	0	0	0	0	0	0	0	0	0	0	0.0	0.0	0	0	0	0	0
10/05	Las Vegas	1	0	1	1	0	0.0	0.0	1	0	0	0	1	2	0	2	1	11	1.0	11.0	0	0	0	1	0	NOT ON ROSTER											
10/12	Arizona	1	2	3	0	0	0.0	0.0	0	0	0	3	0	0	0	0	0	0	0.0	0.0	0	0	0	0	0	NOT ON ROSTER											
10/19	at L.A. Chargers																																				
10/26	Tennessee																																				
11/02	at Pittsburgh																																				
11/09	Atlanta																																				
11/23	at Kansas City																																				
11/30	Houston																																				
12/07	at Jacksonville																																				
12/14	at Seattle																																				
12/22	San Francisco																																				
12/28	Jacksonville																																				
TBD	at Houston																																				
TOTALS		8	4	12	2	7	1.0	6.0	2	0	0	5	3	5	1	6	4	19	3.0	18.0	0	0	0	3	1	1	0	1	0	0	0.0	0.0	0	0	0	0	0

		KENNY MOORE II										CHAD MUMA										KWITY PAYE																
DATE	OPP.	S	A	TK	TFL	TFLY	SK	SKY	INT	FR	FF	PR	PD	S	A	TK	TFL	TFLY	SK	SKY	INT	FR	FF	PR	PD	S	A	TK	TFL	TFLY	SK	SKY	INT	FR	FF	PR	PD	
09/07	Miami	2	2	4	0	0	1.0	0.0	1	0	1	1	1	INACTIVE										1	0	1	1	2	0.0	0.0	0	0	0	0	0			
09/14	Denver	2	2	4	1	3	0.0	0.0	0	0	0	0	0	0	0	0	0	0	0.0	0.0	0	0	0	0	0	ON INACTIVE LIST												
09/21	at Tennessee	2	0	2	0	0	0.0	0.0	1	0	0	0	1	ON INACTIVE LIST										2	0	2	1	7	1.0	7.0	0	0	0	1	0			
09/28	at L.A. Rams	ON INACTIVE LIST																																				
10/05	Las Vegas	2	0	1	0	0	0.0	0.0	0	0	0	0	0	0	0	0	0	0	0.0	0.0	0	0	0	0	0	0	1	1	0	0	0.0	0.0	0	0	0	0	0	0
10/12	Arizona	ON INACTIVE LIST																																				
10/19	at L.A. Chargers																																					
10/26	Tennessee																																					
11/02	at Pittsburgh																																					
11/09	Atlanta																																					
11/23	at Kansas City																																					
11/30	Houston																																					
12/07	at Jacksonville																																					
12/14	at Seattle																																					
12/22	San Francisco																																					
12/28	Jacksonville																																					
TBD	at Houston																																					
TOTALS		6	4	10	1	3	1.0	0.0	1	0	1	2	0	0	1	1	0	0	0.0	0.0	0	0	0	0	0	6	6	12	4	19	3.0	15.0	0	0	0	0	4	0

		GERMAINE PRATT										DANIEL SCOTT										GROVER STEWART																
DATE	OPP.	S	A	TK	TFL	TFLY	SK	SKY	INT	FR	FF	PR	PD	S	A	TK	TFL	TFLY	SK	SKY	INT	FR	FF	PR	PD	S	A	TK	TFL	TFLY	SK	SKY	INT	FR	FF	PR	PD	
09/07	Miami	NOT ON ROSTER																																				
09/14	Denver	NOT ON ROSTER																																				
09/21	at Tennessee	1	0	1	0	0	0.0	0.0	0	0	0	0	0	0	0	0	0	0	0.0	0.0	0	0	0	0	0	4	2	6	1	1	0.0	0.0	0	0	0	0	0	0
09/28	at L.A. Rams	NOT ON ROSTER																																				
10/05	Las Vegas	HOLDERS																																				
10/12	Arizona	8	3	11	0	0	0.0	0.0	0	0	0	0	0	INJURED RESERVE										3	1	4	2	2	0.0	0.0	0	0	1	0				
10/19	at L.A. Chargers																																					
10/26	Tennessee																																					
11/02	at Pittsburgh																																					
11/09	Atlanta																																					
11/23	at Kansas City																																					
11/30	Houston																																					
12/07	at Jacksonville																																					
12/14	at Seattle																																					
12/22	San Francisco																																					
12/28	Jacksonville																																					
TBD	at Houston																																					
TOTALS		8	3	11	0	0	0.0	0.0	0	0	0	0	0	1	0	1	0	0	0.0	0.0	0	0	0	0	0	9	13	22	3	3	0.0	0.0	0	0	0	0	3	1

		RODNEY THOMAS II										JT TUIMOLOAU										CHARVARIUS WARD SR.																	
DATE	OPP.	S	A	TK	TFL	TFLY	SK	SKY	INT	FR	FF	PR	PD	S	A	TK	TFL	TFLY	SK	SKY	INT	FR	FF	PR	PD	S	A	TK	TFL	TFLY	SK	SKY	INT	FR	FF	PR	PD		
09/07	Miami	2	0	2	1	1	0.0	0.0	1	0	0	0	0	ON INACTIVE LIST										4	2	6	0	0	0.0	0.0	0	0	0	0					
09/14	Denver	1	0	1	0	0	0.0	0.0	0	0	0	0	0	0	0	0	0	0	0.0	0.0	0	0	0	0	0	ON INACTIVE LIST													
09/21	at Tennessee	0	0	0	0	0	0.0	0.0	0	0	0	0	0	ON INACTIVE LIST										1	0	1	0	0	0.0	0.0	0	0	0	0	2				
09/28	at L.A. Rams	0	0	0	0	0	0.0	0.0	0	0	0	0	0	0	1	1	0	0	0.0	0.0	0	0	0	0	0	0	1	1	0	0	0.0	0.0	0	0	0	0	0	1	0
10/05	Las Vegas	1	1	2	0	0	0.0	0.0	0	0	0	0	0	0	1	1	0	0	0.0	0.0	0	0	0	0	0	4	1	5	0	0	0.0	0.0	0	0	0	0	0	0	0
10/12	Arizona	0	0	0	0	0	0.0	0.0	0	0	0	0	0	ON INACTIVE LIST										DID NOT PLAY (NON-INJURY)															
10/19	at L.A. Chargers																																						
10/26	Tennessee																																						
11/02	at Pittsburgh																																						
11/09	Atlanta																																						
11/23	at Kansas City																																						
11/30	Houston																																						
12/07	at Jacksonville																																						
12/14	at Seattle																																						
12/22	San Francisco																																						
12/28	Jacksonville																																						
TBD	at Houston																																						
TOTALS		4	1	5	1	1	0.0	0.0	0	0	0	0	0	0	2	2	0	0	0.0	0.0	0	0	0	0	0	9	4	13	0	0	0.0	0.0	0	0	0	0	0	3	1

		TREV WASHINGTON											
DATE	OPP.	S	A	TK	TFL	TFLY	SK	SKY	INT	FR	FF	PR	PD
09/07	Miami	PRACTICE SQUAD											
09/14	Denver	PRACTICE SQUAD											
09/21	at Tennessee	PRACTICE SQUAD											
09/28	at L.A. Rams	PRACTICE SQUAD											
10/05	Las Vegas	0	3	3	0	0	0.0	0.0	0	0	0	0	0
10/12	Arizona	0	0	0	0	0	0.0	0.0	0	0	0	0	0
10/19	at L.A. Chargers												
10/26	Tennessee												
11/02	at Pittsburgh												
11/09	Atlanta												
11/23	at Kansas City												
11/30	Houston												
12/07	at Jacksonville												
12/14	at Seattle												
12/22	San Francisco												
12/28	Jacksonville												
TBD	at Houston												
TOTALS		0	3	3	0	0	0.0	0.0	0	0	0	0	0





INDIVIDUAL GXG STATS: FIELD GOALS

2025 REGULAR SEASON INDIVIDUAL GAME-BY-GAME STATS

FIELD GOALS:		SPENCER SHRADER									
DATE	OPP.	0-19	20-29	30-39	40-49	50+	TOTAL	FGM	FGA	PCT	LG
09/07	Miami	0/0	2/2	1/1	1/1	0/0	4/4	4	4	100.0%	48
09/14	Denver	0/0	2/2	2/2	1/1	0/0	5/5	5	5	100.0%	45
09/21	at Tennessee	0/0	1/1	1/1	0/0	0/1	2/3	2	3	66.7%	36
09/28	at L.A. Rams	0/0	0/0	1/1	0/0	1/1	2/2	2	2	100.0%	52
10/05	Las Vegas	0/0	0/0	0/0	0/0	0/0	0/0	0	0	0.0%	0
10/12	Arizona	<i>INJURED RESERVE</i>									
10/19	at L.A. Chargers										
10/26	Tennessee										
11/02	at Pittsburgh										
11/09	Atlanta										
11/23	at Kansas City										
11/30	Houston										
12/07	at Jacksonville										
12/14	at Seattle										
12/22	San Francisco										
12/28	Jacksonville										
TBD	at Houston										
TOTALS		0/0	5/5	5/5	2/2	1/2	13/14	13	14	92.9%	52

FIELD GOALS:		MICHAEL BADGLEY									
DATE	OPP.	0-19	20-29	30-39	40-49	50+	TOTAL	FGM	FGA	PCT	LG
09/07	Miami										
09/14	Denver										
09/21	at Tennessee										
09/28	at L.A. Rams										
10/05	Las Vegas										
10/12	Arizona	0/0	0/0	0/0	1/1	0/0	1/1	1	1	100.0%	45
10/19	at L.A. Chargers										
10/26	Tennessee										
11/02	at Pittsburgh										
11/09	Atlanta										
11/23	at Kansas City										
11/30	Houston										
12/07	at Jacksonville										
12/14	at Seattle										
12/22	San Francisco										
12/28	Jacksonville										
TBD	at Houston										
TOTALS		0/0	0/0	0/0	1/1	0/0	1/1	1	1	100.0%	45





INDIVIDUAL GXG STATS: PUNT RETURNS

2025 REGULAR SEASON INDIVIDUAL GAME-BY-GAME STATS

PUNT RETURNS:		ANTHONY GOULD					
DATE	OPP.	NO.	YDS	AVG	LG	FC	TD
09/07	Miami	0	0	0.0	0	1	0
09/14	Denver	2	4	2.0	4	1	0
09/21	at Tennessee	0	0	0.0	0	1	0
09/28	at L.A. Rams	2	31	15.5	16	1	0
10/05	Las Vegas	0	0	0.0	0	0	0
10/12	Arizona	1	0	0.0	0	0	0
10/19	at L.A. Chargers						
10/26	Tennessee						
11/02	at Pittsburgh						
11/09	Atlanta						
11/23	at Kansas City						
11/30	Houston						
12/07	at Jacksonville						
12/14	at Seattle						
12/22	San Francisco						
12/28	Jacksonville						
TBD	at Houston						
TOTALS		5	35	7.0	16	4	0





INDIVIDUAL GXG STATS: KICKOFF RETURNS

2025 REGULAR SEASON INDIVIDUAL GAME-BY-GAME STATS

KICKOFF RETURNS:		ANTHONY GOULD						ASHTON DULIN					
DATE	OPP.	NO.	YDS	AVG	LG	FC	TD	NO.	YDS	AVG	LG	FC	TD
09/07	Miami	0	0	0.0	0	0	0	1	27	27.0	27	0	0
09/14	Denver	3	77	25.7	29	0	0	2	63	31.5	39	0	0
09/21	at Tennessee	3	104	34.7	39	0	0	0	0	0.0	0	0	0
09/28	at L.A. Rams	4	91	22.8	38	0	0	0	0	0.0	0	0	0
10/05	Las Vegas	1	31	31.0	31	0	0	2	43	21.5	25	0	0
10/12	Arizona	3	76	25.3	26	0	0	2	59	29.5	32	0	0
10/19	at L.A. Chargers												
10/26	Tennessee												
11/02	at Pittsburgh												
11/09	Atlanta												
11/23	at Kansas City												
11/30	Houston												
12/07	at Jacksonville												
12/14	at Seattle												
12/22	San Francisco												
12/28	Jacksonville												
TBD	at Houston												
TOTALS		14	379	27.1	39	0	0	7	192	27.4	39	0	0





INDIVIDUAL GXG STATS: SPECIAL TEAMS

2025 REGULAR SEASON INDIVIDUAL SPECIAL TEAMS GAME-BY-GAME STATS

DATE	OPP.	AMEER ABDULLAH			ADETOMIWA ADEBAWORE			AUSTIN AJIAKE			JOE BACHIE		
		TKL	AST	TOT	TKL	AST	TOT	TKL	AST	TOT	TKL	AST	TOT
09/07	Miami	NOT ON ROSTER			0	1	1	PRACTICE SQUAD			0	2	2
09/14	Denver	PRACTICE SQUAD			0	1	1	PRACTICE SQUAD			0	2	2
09/21	at Tennessee	PRACTICE SQUAD			2	0	2	0	1	1	1	0	1
09/28	at L.A. Rams	PRACTICE SQUAD			0	0	0	1	0	1	0	0	0
10/05	Las Vegas	1	0	1	0	0	0	0	1	1	1	0	0
10/12	Arizona	0	0	0	0	0	0	0	0	0	INJURED RESERVE		
10/19	at L.A. Chargers												
10/26	Tennessee												
11/02	at Pittsburgh												
11/09	Atlanta												
11/23	at Kansas City												
11/30	Houston												
12/07	at Jacksonville												
12/14	at Seattle												
12/22	San Francisco												
12/28	Jacksonville												
TBD	at Houston												
TOTALS		1	0	1	2	2	4	1	2	3	1	4	5

DATE	OPP.	ASHTON DULIN			JOHNATHAN EDWARDS			BUDDY JOHNSON			CHRIS LAMMONS		
		TKL	AST	TOT	TKL	AST	TOT	TKL	AST	TOT	TKL	AST	TOT
09/07	Miami	1	0	1	ON INACTIVE LIST			NOT ON ROSTER			PRACTICE SQUAD		
09/14	Denver	0	0	0	0	0	0	NOT ON ROSTER			1	0	1
09/21	at Tennessee	0	1	1	0	0	0	NOT ON ROSTER			PRACTICE SQUAD		
09/28	at L.A. Rams	1	0	1	0	1	1	NOT ON ROSTER			PRACTICE SQUAD		
10/05	Las Vegas	0	1	1	0	0	0	INACTIVE			0	0	0
10/12	Arizona	0	0	0	0	0	0	3	0	3	0	0	0
10/19	at L.A. Chargers												
10/26	Tennessee												
11/02	at Pittsburgh												
11/09	Atlanta												
11/23	at Kansas City												
11/30	Houston												
12/07	at Jacksonville												
12/14	at Seattle												
12/22	San Francisco												
12/28	Jacksonville												
TBD	at Houston												
TOTALS		2	2	4	0	1	1	3	0	3	1	0	1

DATE	OPP.	CAMERON MCGRONE			CHAD MUMA			DREW OGLETREE			SEGUN OLUBI		
		TKL	AST	TOT	TKL	AST	TOT	TKL	AST	TOT	TKL	AST	TOT
09/07	Miami	0	0	0	INACTIVE			1	0	1	1	0	1
09/14	Denver	0	1	1	1	0	1	0	1	1	0	1	1
09/21	at Tennessee	0	0	0	ON INACTIVE LIST			0	0	0	1	0	1
09/28	at L.A. Rams	0	0	0	1	1	2	0	1	1	1	0	1
10/05	Las Vegas	NOT ON ROSTER			0	0	0	0	0	0	2	0	2
10/12	Arizona	NOT ON ROSTER			1	0	1	0	0	0	0	0	0
10/19	at L.A. Chargers												
10/26	Tennessee												
11/02	at Pittsburgh												
11/09	Atlanta												
11/23	at Kansas City												
11/30	Houston												
12/07	at Jacksonville												
12/14	at Seattle												
12/22	San Francisco												
12/28	Jacksonville												
TBD	at Houston												
TOTALS		0	1	1	3	1	4	1	2	3	5	1	6





INDIVIDUAL GXG STATS: SPECIAL TEAMS

DATE	OPP.	DANIEL SCOTT			GROVER STEWART			RODNEY THOMAS II		
		TKL	AST	TOT	TKL	AST	TOT	TKL	AST	TOT
09/07	Miami	0	0	0	0	0	0	1	0	1
09/14	Denver	0	0	0	0	0	0	0	0	0
09/21	at Tennessee	1	0	1	0	0	0	0	0	0
09/28	at L.A. Rams	0	0	0	0	0	0	0	1	1
10/05	Las Vegas	<i>INJURED RESERVE</i>			0	0	0	1	0	1
10/12	Arizona	<i>INJURED RESERVE</i>			0	0	0	1	0	1
10/19	at L.A. Chargers									
10/26	Tennessee									
11/02	at Pittsburgh									
11/09	Atlanta									
11/23	at Kansas City									
11/30	Houston									
12/07	at Jacksonville									
12/14	at Seattle									
12/22	San Francisco									
12/28	Jacksonville									
TBD	at Houston									
TOTALS		1	0	1	0	0	0	3	1	4





INSIDE THE 20

DATE	OPPONENT	OFFENSE	DEFENSE
09/07	Miami	FG - 24 yards TD - Pass TD - Run FG - 35 yards FG - 28 yards TD - Run	TD - Pass
09/14	Denver	FG - 29 yards FG - 33 yards TD - Run TD - Pass FG - 36 yards FG - 28 yards	TD - Pass TD - Pass TD - Run
09/21	at Tennessee	FG - 24 yards TD - Run FG - 36 yards TD - Run	TD - Run TD - Pass
09/28	at L.A. Rams	TD - Run TD - Pass FG - 38 yards	FG - 37 yards TD - Pass TD - Pass
10/05	Las Vegas	TD - Pass TD - Run TD - Pass TD - Run TD - Run TD - Run	FG - 24 yards Interception FG - 37 yards End of Game
10/12	Arizona	TD - Pass TD - Run TD - Pass TD - Run	TD - Run Interception FG - 40 yards TD - Pass TD - Pass Downs
10/19	at L.A. Chargers	--	--
10/26	Tennessee	--	--
11/02	at Pittsburgh	--	--
11/09	Atlanta	--	--
11/23	at Kansas City	--	--
11/30	Houston	--	--
12/07	at Jacksonville	--	--
12/14	at Seattle	--	--
12/22	San Francisco	--	--
12/28	Jacksonville	--	--
01/04	at Houston	--	--

OFFENSE DEFENSE

Inside the 20	29	19
Scores	29	15
Touchdowns	19	11
Field Goals	10	4
Total Points in 20	161	90
Fumbles	0	0
Interceptions	0	2
Missed Field Goals	0	0
Lost on Downs	0	1
End of Half/Game	0	1
TDs Outside	2	2
Red-Zone Percentage	65.5	57.9





INDIVIDUAL SINGLE-GAME HIGHS

2025 REGULAR SEASON COLTS INDIVIDUAL SINGLE-GAME HIGHS

Touchdowns	3	Jonathan Taylor	vs. Raiders	10/05
		Jonathan Taylor	at Titans	09/21
Passes Attempted	34	Daniel Jones	vs. Broncos	09/14
Passes Completed	24	Daniel Jones	at Rams	09/28
Completion Percentage	75.9	Daniel Jones	vs. Dolphins	09/07
Passing Yards	316	Daniel Jones	vs. Broncos	09/14
Yards Per Attempt	9.4	Daniel Jones	vs. Dolphins	09/07
Touchdown Passes	2	Daniel Jones	vs. Cardinals	10/12
		Daniel Jones	vs. Raiders	10/05
Passer Rating	115.9	Daniel Jones	vs. Dolphins	09/07
Pass Receptions	7	Tyler Warren	vs. Dolphins	09/07
Receiving Yards	96	Adonai Mitchell	at Rams	09/28
Touchdown Receptions	1	Josh Downs	vs. Cardinals	10/12
		Tyler Warren	vs. Cardinals	10/12
		Michael Pittman Jr.	vs. Raiders	10/05
		Tyler Warren	vs. Raiders	10/05
		Michael Pittman Jr.	at Rams	09/28
		Michael Pittman Jr.	at Titans	09/21
		Jonathan Taylor	vs. Broncos	09/14
		Michael Pittman Jr.	vs. Dolphins	09/07
Rushing Yards	165	Jonathan Taylor	vs. Broncos	09/14
Rushing Attempts	25	Jonathan Taylor	vs. Broncos	09/14
Rushing Average	6.6	Jonathan Taylor	vs. Broncos	09/14
Rushing Touchdowns	3	Jonathan Taylor	vs. Raiders	10/05
		Jonathan Taylor	at Titans	09/21
Yards From Scrimmage	215	Jonathan Taylor	vs. Broncos	09/14
Combined Net Yards	215	Jonathan Taylor	vs. Broncos	09/14
Interceptions Made	1	Mekhi Blackmon	vs. Cardinals	10/12
		Mekhi Blackmon	vs. Raiders	10/05
		Laiatu Latu	vs. Raiders	10/05
		Kenny Moore II	at Titans	09/21
		Camryn Bynum	vs. Broncos	09/14
		Camryn Bynum	vs. Dolphins	09/07
		Laiatu Latu	vs. Dolphins	09/07
Interceptions Thrown	2	Daniel Jones	at Rams	09/28
INT Return Yards	32	Mekhi Blackmon	vs. Raiders	10/05
		Kenny Moore II	at Titans	09/21
Tackles	14	Nick Cross	at Rams	09/28
Sacks	2.0	Kwity Paye	vs. Cardinals	10/12
		Tyquan Lewis	at Titans	09/21
Punts	4	Rigoberto Sanchez	at Rams	09/28
Punts Inside the 20	2	Rigoberto Sanchez	vs. Raiders	10/05
		Rigoberto Sanchez	at Rams	09/28
Punting Average	55.0	Rigoberto Sanchez	vs. Cardinals	10/12
Punt Returns	2	Anthony Gould	at Rams	09/28
		Anthony Gould	vs. Broncos	09/14
Punt Return Yards	31	Anthony Gould	at Rams	09/28
Kickoff Returns	4	Anthony Gould	at Rams	09/28
Kickoff Return Yards	104	Anthony Gould	at Titans	09/21





INDIVIDUAL SINGLE-GAME HIGHS

Field Goals Attempted	5	Spencer Shrader	vs. Broncos	09/14
Field Goals Made	5	Spencer Shrader	vs. Broncos	09/14

2025 REGULAR SEASON INDIANAPOLIS COLTS LONGEST PLAYS

Run From Scrimmage	68	Jonathan Taylor	vs. Broncos	09/14
Touchdown Run	46	Jonathan Taylor	at Titans	09/21
Passing Long	75	Daniel Jones	at Rams	09/28
Touchdown Pass Long	27	Daniel Jones	vs. Dolphins	09/07
Pass Reception	75	Adonai Mitchell	at Rams	09/28
Touchdown Reception	27	Michael Pittman Jr.	vs. Dolphins	09/07
Interception Return	32	Mekhi Blackmon	vs. Raiders	10/05
		Kenny Moore II	at Titans	09/21
Longest INT Return for TD	32	Kenny Moore II	at Titans	09/21
Longest Opponent's Fumble Return	2	Xavien Howard	vs. Dolphins	09/07
Punt Return	16	Anthony Gould	at Rams	09/28
Kickoff Return	39	Anthony Gould	at Titans	09/21
		Ashton Dulin	vs. Broncos	09/14
Punt	57	Rigoberto Sanchez	vs. Cardinals	10/12
Field Goal	52	Spencer Shrader	at Rams	09/28
Field Goal Attempt	52	Spencer Shrader	at Rams	09/28





OPPONENTS' INDIVIDUAL SINGLE-GAME HIGHS

2025 REGULAR SEASON OPPONENTS' INDIVIDUAL SINGLE-GAME HIGHS

Touchdowns	1	Greg Dortch	vs. Cardinals	10/12
		Zonovan Knight	vs. Cardinals	10/12
		Trey McBride	vs. Cardinals	10/12
		Davante Adams	at Rams	09/28
		Tutu Atwell	at Rams	09/28
		Puka Nacua	at Rams	09/28
		Elic Ayomanor	at Titans	09/21
		Tony Pollard	at Titans	09/21
		J.K. Dobbins	vs. Broncos	09/14
		Troy Franklin	vs. Broncos	09/14
		Marvin Mims Jr.	vs. Broncos	09/14
		Adam Trautman	vs. Broncos	09/14
		De'Von Achane	vs. Dolphins	09/07
Passes Attempted	44	Jacoby Brissett	vs. Cardinals	10/12
Passes Completed	29	Matthew Stafford	at Rams	09/28
Completion Percentage	73.3	Bo Nix	vs. Broncos	09/14
Passing Yards	375	Matthew Stafford	at Rams	09/28
Yards Per Attempt	9.1	Matthew Stafford	at Rams	09/28
Touchdown Passes	3	Matthew Stafford	at Rams	09/28
		Bo Nix	vs. Broncos	09/14
Passer Rating	123.5	Matthew Stafford	at Rams	09/28
Pass Receptions	13	Puka Nacua	at Rams	09/28
Receiving Yards	170	Puka Nacua	at Rams	09/28
Touchdown Receptions	1	Greg Dortch	vs. Cardinals	10/12
		Trey McBride	vs. Cardinals	10/12
		Davante Adams	at Rams	09/28
		Tutu Atwell	at Rams	09/28
		Puka Nacua	at Rams	09/28
		Elic Ayomanor	at Titans	09/21
		Troy Franklin	vs. Broncos	09/14
		Marvin Mims Jr.	vs. Broncos	09/14
		Adam Trautman	vs. Broncos	09/14
		De'Von Achane	vs. Dolphins	09/07
Rushing Yards	77	Kyren Williams	at Rams	09/28
Rushing Attempts	16	Tony Pollard	at Titans	09/21
Rushing Average	7.9	De'Von Achane	vs. Dolphins	09/07
Rushing Touchdowns	1	Zonovan Knight	vs. Cardinals	10/12
		Tony Pollard	at Titans	09/21
		J.K. Dobbins	vs. Broncos	09/14
Yards From Scrimmage	170	Puka Nacua	at Rams	09/28
Combined Net Yards	170	Puka Nacua	at Rams	09/28
Interceptions Made	2	Kam Curl	at Rams	09/28
Interceptions Thrown	2	Geno Smith	vs. Raiders	10/05
		Tua Tagovailoa	vs. Dolphins	09/07
INT Return Yards	9	Mack Wilson Sr.	vs. Cardinals	10/12
Tackles	14	Jordyn Brooks	vs. Dolphins	09/07
Sacks	1.0	Baron Browning	vs. Cardinals	10/12
		Jared Verse	at Rams	09/28
		Byron Young	at Rams	09/28
		Justin Strnad	vs. Broncos	09/14
		Bradley Chubb	vs. Dolphins	09/07
Punts	4	Ethan Evans	at Rams	09/28
Punts Inside the 20	3	Ethan Evans	at Rams	09/28
		Jeremy Crawshaw	vs. Broncos	09/14
Punting Average	52.8	Ethan Evans	at Rams	09/28
Punt Returns	1	Greg Dortch	vs. Cardinals	10/12
		Alex Bachman	vs. Raiders	10/05
		Xavier Smith	at Rams	09/28
Punt Return Yards	12	Greg Dortch	vs. Cardinals	10/12
Kickoff Returns	6	Chimere Dike	at Titans	09/21
Kickoff Return Yards	162	Chimere Dike	at Titans	09/21
Field Goals Attempted	4	Joey Slye	at Titans	09/21
Field Goals Made	2	Chad Ryland	vs. Cardinals	10/12
		Daniel Carlson	vs. Raiders	10/05





OPPONENTS INDIVIDUAL SINGLE-GAME HIGHS

Joshua Karty	at Rams	09/28
Joey Slye	at Titans	09/21

2025 REGULAR SEASON OPPONENTS LONGEST PLAYS

Run From Scrimmage	27	Julius Chestnut	at Titans	09/21
Touchdown Run	5	J.K. Dobbins	vs. Broncos	09/14
Passing Long	88	Matthew Stafford	at Rams	09/28
Touchdown Pass Long	88	Matthew Stafford	at Rams	09/28
Pass Reception	88	Tutu Atwell	at Rams	09/28
Touchdown Reception	88	Tutu Atwell	at Rams	09/28
Interception Return	9	Mack Wilson Sr.	vs. Cardinals	10/12
Punt Return	12	Greg Dortch	vs. Cardinals	10/12
Kickoff Return	38	Dee Eskridge	vs. Dolphins	09/07
Punt	68	Ethan Evans	at Rams	09/28
Field Goal	57	Joey Slye	at Titans	09/21
Field Goal Attempt	64	Joey Slye	at Titans	09/21





OPPONENTS SCORING DRIVES

COLTS OPPONENTS 2025 REGULAR SEASON SCORING DRIVES

DATE	OPPONENT	ACQUIRED	DRIVE				FIRST		IND	OPP
			START	PLAYS	YARDS	Q/TIME	DOWNS	SCORING PLAY		
09/07	Miami	Kickoff	MIA 35	9	65	Q4:3:53	3	D. Achane: 11-yard pass from T. Tagovailoa	30	8
09/14	Denver	Kickoff	DEN 36	6	64	Q1:3:27	4	M. Mims Jr.: 23-yard pass from B. Nix	3	7
		Kickoff	DEN 33	7	67	Q2:3:30	4	T. Franklin: 3-yard pass from B. Nix	13	14
		Downs	50 yard line	10	50	Q2:4:25	7	A. Truittman: 2-yard pass from B. Nix	13	21
		Kickoff	DEN 40	7	60	Q3:3:47	3	J. Dobbins: 5-yard run	20	28
09/21	at Tennessee	Kickoff	TEN 40	5	21	Q11:31	1	J. Slye: 57-yard FG	7	3
		Kickoff	TEN 22	11	54	Q15:17	4	Q2: J. Slye: 42-yard FG	17	6
		Kickoff	TEN 27	13	73	Q3:5:59	6	T. Pollard: 1-yard run	27	13
		Kickoff	TEN 23	16	77	Q3:7:47	6	Q4: E. Ayomanor: 8-yard pass from C. Ward	34	20
09/28	at L.A. Rams	Interception	LAR 20	11	57	Q1:15:15	4	J. Karty: 42-yard FG	0	3
		Kickoff	LAR 24	11	57	Q2:6:56	3	J. Karty: 37-yard FG	10	6
		Punt	LAR 4	13	96	Q2:2:07	6	D. Adams: 10-yard pass from M. Stafford	10	13
		Kickoff	LAR 17	11	83	Q4:5:38	6	P. Nacua: 9-yard pass from M. Stafford	20	20
10/05	Las Vegas	Punt	LV 14	16	80	Q1:9:50	5	D. Carlson: 24-yard FG	0	3
		Kickoff	LV 34	13	47	Q3:5:48	5	Q4: D. Carlson: 37-yard FG	40	6
10/12	Arizona	Punt	ARI 44	11	56	Q1:6:12	4	Z. Knight: 1-yard run	7	7
		Kickoff	ARI 30	13	48	Q2:5:55	3	C. Ryland: 40-yard FG	14	10
		Kickoff	ARI 39	10	61	Q3:6:21	5	T. McBride: 1-yard pass from J. Brissett	14	17
		Kickoff	ARI 34	6	66	Q3:3:09	4	G. Dortch: 12-yard pass from J. Brissett	17	24
		Kickoff	ARI 40	9	34	Q4:3:41	2	C. Ryland: 44-yard FG	24	27
10/19	--	--	--	--	--	--	--	--	--	
10/26	--	--	--	--	--	--	--	--	--	
11/02	--	--	--	--	--	--	--	--	--	
11/09	--	--	--	--	--	--	--	--	--	
11/23	--	--	--	--	--	--	--	--	--	
11/30	--	--	--	--	--	--	--	--	--	
12/07	--	--	--	--	--	--	--	--	--	
12/14	--	--	--	--	--	--	--	--	--	
12/22	--	--	--	--	--	--	--	--	--	
12/28	--	--	--	--	--	--	--	--	--	
01/04	--	--	--	--	--	--	--	--	--	
AVG			10.0	62.1	4:47	4.1				
TOTALS			209	1,304	100:39	86				





OPPONENT STATS

WON 4, LOST 2

		JIM HARBAUGH (6 GAMES)	
08/05	W 27-21	Kansas City	47,627
08/15	W 20-8	at Las Vegas	82,526
09/21	W 23-20	Denver	70,740
09/28	L 18-21	at N.Y. Giants	81,954
10/05	L 10-27	Washington	71,616
10/12	L 29-27	at Miami	65,592

2025 TEAM STATISTICS

	LAC	OPP.
FIRST DOWNS	121	103
Rushing	37	43
Passing	72	47
Penalty	12	13
Third Down-Made/Att	38/84	30/78
Third Down Efficiency	45.2%	38.5%
Fourth Down-Made/Att	4/6	6/9
Fourth Down Efficiency	66.7%	66.7%
TOTAL NET YARDS	2,164	1,810
Avg. Per Game	380.7	301.7
Total Plays	382	351
Avg. Per Play	5.7	5.2
NET YARDS RUSHING	724	745
Avg. Per Game	120.7	124.2
Total Rushes	144	148
Avg. Per Rush	5.0	5.0
NET YARDS PASSING	1,440	1,065
Avg. Per Game	240.0	177.5
Sacked/Yards Lost	18/97	16/89
Grass Yards	1,537	1,154
Attempts/Completions	220/149	187/113
Pct. of Completion	67.7%	60.4%
Had Intercepted	4	6
PUNTS/AVERAGE	19/49.8	21/48.4
Net Punting Average	43.5	43.0
PUNT RETURN/AVG.	10/9.3	8/12.5
KICKOFF RETURN/AVG.	22/25.7	27/28.1
INTERCEPTION RETURN/AVG.	6/5.2	4/23.3
PENALTIES/YARDS	46/344	43/344
FUMBLE/BALL LOST	8/4	5/1
TOUCHDOWNS	12	12
Rushing	2	7
Passing	10	5
Returns	0	0
EXTRA POINTS/ATTEMPTS	11/11	9/10
TWO POINT CONVERSION/ATT.	1/1	1/2
FIELD GOALS/ATTEMPTS	14/14	14/15
AVG. TIME OF POSSESSION	31:45	28:15

		Q1	Q2	Q3	Q4	OT	PTS
TEAM		36	33	35	23	0	127
OPPONENTS		17	38	34	36	0	125

		TD	RU	PA	RT	K-PAT	FG	2PT	S	PTS
SCORING		0	0	0	0	11/11	14/14	0	0	53
C. Dicker		4	0	4	0	0/0	0/0	0	0	24
Q. Johnston		3	0	3	0	0/0	0/0	0	0	18
K. Allen		2	2	0	0	0/0	0/0	0	0	12
O. Hampton		2	0	2	0	0/0	0/0	0	0	12
L. McConkey		1	0	1	0	0/0	0/0	0	0	6
K. Vidal		0	0	0	0	0/0	0/0	1	0	2
J. Herbert		0	0	0	0	0/0	0/0	1	0	2
TEAM		12	2	10	0	11/11	14/14	1	0	127
OPPONENTS		12	7	5	0	9/10	14/15	1	0	125

		NO.	YDS	AVG	LONG	TD
* RUSHING		66	314	4.8	54	2
O. Hampton		24	155	6.5	41	0
J. Herbert		22	142	6.5	38	0
K. Vidal		15	61	4.1	7	0
N. Harris		11	27	2.5	10	0
H. Haskins		11	11.0	1.0	11	0
T. Lance		2	7	3.5	9	0
Q. Johnston		2	5	2.5	3	0
D. Davis		1	2	2.0	2	0
T. Conklin		1	2	2.0	2	0
TEAM		144	724	5.0	54	2
OPPONENTS		148	745	5.0	49	2

		YR	NO.	YDS	AVG	LONG	TD
* RECEIVING		51	33	316	9.6	29	3
K. Allen		43	28	313	11.2	42	2
L. McConkey		26	40	26	377	14.5	68
Q. Johnston		22	20	136	6.8	22	0
O. Hampton		19	15	144	9.6	21	0
T. Harris		11	7	72	10.3	24	0
T. Conklin		8	5	83	16.6	33	0
K. Vidal		5	4	15	3.8	7	1
W. Dissly		4	4	43	10.8	18	0
N. Harris		3	3	25	8.3	11	0
K. Lambert-Smith		3	1	1	1.0	1	0
H. Haskins		2	2	11	5.5	9	0
T. Fisk		2	0	0	0.0	0	0
S. Matlock		1	1	1	1.0	1	0
TEAM		214	149	1,537	10.3	60	10
OPPONENTS		177	113	1,154	10.2	52	5

		NO.	YDS	AVG	LONG	TD
* INTERCEPTIONS		2	2	1.0	2	0
T. Jefferson		1	21	21.0	21	0
D. James Jr.		1	8	8.0	8	0
D. Henley		1	0	0.0	0	0
D. Jackson		1	0	0.0	0	0
B. St-Jude		1	0	0.0	0	0
TEAM		6	31	5.2	21	0
OPPONENTS		4	93	23.3	56	0

		FUM	LST	FF	REC	TD
* FUMBLES		1	1	0	1	0
D. Davis		1	1	0	0	0
O. Gadsden		1	1	0	0	0
J. Herbert		1	1	0	0	0
Q. Johnston		1	1	0	0	0
K. Allen		1	0	0	1	0
T. Conklin		1	0	0	0	0
O. Hampton		1	0	0	0	0
TEAM		8	4	0	2	0
OPPONENTS		5	1	0	1	0

		NO.	YDS	AVG	NET	TB	IN	LG	B
* PUNTING		19	947	49.8	43.5	1	8	60	0
J. Scott		19	947	49.8	43.5	1	8	60	0
TEAM		19	947	49.8	43.5	1	8	60	0
OPPONENTS		21	1,016	48.4	43.0	1	9	69	0

		RET	FC	YDS	AVG	LONG	TD
* PUNT RETURNS		3	5	47	15.7	33	0
D. Davis		5	0	36	7.2	11	0
T. Stall		1	3	10	10.0	10	0
C. Hart		1	0	0	0.0	0	0
TEAM		10	8	93	9.3	33	0
OPPONENTS		8	6	100	12.5	32	0

		NO.	YDS	AVG	LONG	TD
* KICKOFF RETURNS		7	170	24.3	54	0
K. Lambert-Smith		6	141	23.5	29	0
H. Haskins		4	103	25.8	29	0
D. Davis		3	97	32.3	40	0
N. Miller-Hines		1	30	30.0	30	0
O. Hampton		1	25	25.0	25	0
K. Vidal		22	566	25.7	40	0
TEAM		27	758	28.1	45	0
OPPONENTS		1	19	19.0	19	0

		NO.	YDS	AVG	LONG	TD
* FIELD GOALS		14	28-29	38-39	40-49	50+
C. Dicker		0/0	3/3	9/8	2/2	1/1
TEAM		0/0	3/3	8/8	2/2	1/1
OPPONENTS		0/0	5/5	4/4	3/3	2/3

C. Dicker: (396, 366) (386, 206) (326, 246, 436) (436) (566) (356, 316, 296, 356, 336)
 OPP: (356, 596, 276) (546, 406, 376) (426, 266) (226, 316) (296, 386) (57/WR, 476, 276)

2-Pt Conv: J. Herbert 1, TM 1-1, OPP 1-2

J. Herbert 1.0, J. Caldwell 1.0, C. Murphy 0.5, TM 16.0, OPP 18.0 FUM/LOST: J. Herbert 2/1, D. Davis 1/1, Q. Johnston 1/1, O. Gadsden 1/1, O. Hampton 1/0, T. Conklin 1/0, K. Allen 1/0, TM 8/4, OPP 5/1

		ATT	CMP	YDS	CMP%	YDS/ATT	TD	INT	INT%	LONG	SACK	LOST	RATING
* PASSING		216	146	1,453	67.6	6.9	10	4	1.3	50	17	5	94.3
J. Herbert		4	3	44	75.0	11.0	0	0.0	0.0	21	1	5	110.4
T. Lance		220	149	1,537	67.7	7.0	10	4.5	4	1.8	60	18	97
TEAM		220	149	1,537	67.7	7.0	10	4.5	4	1.8	60	18	97
OPPONENTS		187	113	1,154	60.4	6.2	5	2.7	6	3.2	52	16	89





THE LAST TIME

BY COLTS

BY OPPONENT

PASSING

40 att., Joe Flacco vs. Jacksonville, 01/05/25	40+ PASS ATTEMPTS	52 att., Caleb Williams vs. Chicago, 09/22/24
55 att., Gardner Minshew II @ Jacksonville, 10/15/23	50+ PASS ATTEMPTS	52 att., Caleb Williams vs. Chicago, 09/22/24
330 yards, Joe Flacco @ N.Y. Giants, 12/29/24	300 YARDS PASSING	309 yards, Drew Lock @ N.Y. Giants, 12/29/24
402 yards, Carson Wentz @ Baltimore, 10/11/21	400 YARDS PASSING	460 yards, Kirk Cousins @ Minnesota, 12/17/22
* Never Has Happened *	500 YARDS PASSING	522 yards, Ben Roethlisberger @ Pittsburgh, 10/26/14
3 tds, Joe Flacco: (1, 18, 65) @ Jacksonville, 10/06/24	THREE TOUCHDOWN PASSES	3 tds, Bo Nix: (13, 15, 20) @ Denver, 12/15/24
4 tds, Jacoby Brissett: (11, 2, 4, 3) vs. Houston, 10/20/19	FOUR TOUCHDOWN PASSES	4 tds, Drew Lock: (31, 32, 5, 59) @ N.Y. Giants, 12/29/24
5 tds, Andrew Luck: (30, 3, 48, 73, 79) vs. Washington, 11/30/14	FIVE TOUCHDOWN PASSES	5 tds, Drew Brees: (14, 4, 6, 4, 2) @ New Orleans, 10/23/11
6 tds, Peyton Manning: (4, 12, 25, 13, 10, 5) @ Detroit, 11/25/04	SIX TOUCHDOWN PASSES	6 tds, Ben Roethlisberger: (18, 5, 8, 47, 2, 11) @ Pittsburgh, 10/26/14
* Never Has Happened *	FOUR OR MORE INTERCEPTION GAME	* Never Has Happened *
3 ints, Joe Flacco vs. Buffalo, 11/10/24	THREE INTERCEPTIONS THROWN	3 ints, Mason Rudolph vs. Tennessee, 12/22/24
4 ints, Peyton Manning vs. Dallas, 12/05/10	FOUR INTERCEPTIONS THROWN	4 ints, Tom Brady @ New England, 11/05/06
* Never Has Happened *	FIVE INTERCEPTIONS THROWN	5 ints, Terry Bradshaw vs. Pittsburgh, 10/30/77
6 ints, Peyton Manning @ San Diego, 11/11/07	SIX INTERCEPTIONS THROWN	* Never Has Happened *

RUSHING

34 att., Jonathan Taylor vs. Jacksonville, 01/05/25	30+ RUSHING ATTEMPTS	32 att., Josh Jacobs @ Green Bay, 09/15/24
177 yards, Jonathan Taylor vs. Jacksonville, 01/05/25	100 YARDS RUSHING	102 yards, Joe Mixon @ Houston, 10/27/24
177 yards, Jonathan Taylor vs. Jacksonville, 01/05/25	150 YARDS RUSHING	151 yards, Josh Jacobs @ Green Bay, 09/15/24
218 yards, Jonathan Taylor vs. Tennessee, 12/22/24	200 YARDS RUSHING	201 yards, Jonas Gray vs. New England, 11/16/14
227 yards, Houston 23, Indianapolis 19 vs. Houston, 01/06/24	200 YARDS RUSHING (TEAM)	200 yards, Indianapolis 25, New England 24 @ New England, 12/01/24
335 yards, Indianapolis 38, Tennessee 30 vs. Tennessee, 12/22/24	300 YARDS RUSHING (TEAM)	352 yards, Indianapolis 20, Kansas City 13 @ Kansas City, 12/23/12
Jordan Wilkins: (1) / Marlon Mack: (2) / Jacoby Brissett: (1) vs. Carolina, 12/22/19	THREE PLAYERS WITH ONE TD RUSHING	Joe Mixon: (7) / Giovanni Bernard: (2) / Joe Burrow: (2) vs. Cincinnati, 10/18/20
116 yards/109 yards, Jonathan Williams / Marlon Mack vs. Jacksonville, 11/17/19	TWO 100-YARD RUSHERS	102 yards/102 yards, Russell Wilson / Marshawn Lynch vs. Seattle, 10/06/13
2 tds, Jonathan Taylor: (3, 26) @ N.Y. Giants, 12/29/24	TWO TOUCHDOWNS RUSHING	2 tds, Tyjae Spears: (11, 2) vs. Tennessee, 12/22/24
3 tds, Jonathan Taylor: (65, 70, 1) vs. Tennessee, 12/22/24	THREE TOUCHDOWNS RUSHING	3 tds, Leonard Fournette: (1, 4, 29) vs. Tampa Bay, 11/28/21
4 tds, Jonathan Taylor: (3, 2, 10, 1) @ Buffalo, 11/21/21	FOUR TOUCHDOWNS RUSHING	4 tds, Jonas Gray: (4, 2, 2, 1) vs. New England, 11/16/14
* Never Has Happened *	FIVE TOUCHDOWNS RUSHING	5 tds, Jim Brown vs. Cleveland, 11/01/59

RECEIVING

122 yards/109 yards, Alec Pierce / Michael Pittman Jr. @ N.Y. Giants, 12/29/24	100 YARDS RECEIVING	103 yards, Brian Thomas Jr. vs. Jacksonville, 01/05/25
199 yards, T.Y. Hilton @ Houston, 12/09/18	150 YARDS RECEIVING	171 yards, Malik Nabers @ N.Y. Giants, 12/29/24
223 yards, T.Y. Hilton @ Houston, 10/09/14	200 YARDS RECEIVING	229 yards, Andre Johnson @ Houston, 11/03/13





THE LAST TIME

122 yards/109 yards, Alec Pierce/Michael Pittman Jr. @ N.Y. Giants, 12/29/24	TWO 100-YARD RECEIVERS	157 yards/123 yards, K.J. Osborn/Justin Jefferson @ Minnesota, 12/17/22
10 , Josh Downs vs. Jacksonville, 01/05/25	10 OR MORE RECEPTIONS	10 , Cole Kmet vs. Chicago, 09/22/24
2 tds, Mo Alie-Cox: (14, 7) vs. Tennessee, 10/02/22	TWO TOUCHDOWN RECEPTIONS	2 tds, Malik Nabers: (31, 59) @ N.Y. Giants, 12/29/24
3 tds, Dwayne Allen: (7, 21, 23) @ N.Y. Jets, 12/05/16	THREE TOUCHDOWN RECEPTIONS	3 tds, Antonio Brown: (25, 33, 22) vs. Pittsburgh, 11/24/16
* Never Has Happened *	FOUR TOUCHDOWN RECEPTIONS	* Never Has Happened *
* Never Has Happened *	FIVE TOUCHDOWN RECEPTIONS	* Never Has Happened *
Coby Fleener: (30, 73)/Donte Moncrief: (48, 79) vs. Washington, 11/30/14	TWO PLAYERS WITH TWO TD RECEPTIONS	Mark Andrews: (5, 4)/Marquise Brown: (43, 5) @ Baltimore, 10/11/21

COMBINED YARDS

125 yards/109/122 yards, Jonathan Taylor/Michael Pittman Jr./Alec Pierce @ N.Y. Giants, 12/29/24	100-YARD RUSHER AND 100-YARD RECEIVER	101 yards/122 yards, Tank Bigsby/Brian Thomas Jr. @ Jacksonville, 10/06/24
125 yards/109/122 yards, Jonathan Taylor/Michael Pittman Jr./Alec Pierce @ N.Y. Giants, 12/29/24	100-YARD RUSHER/TWO 100-YARD RECEIVERS	134 yards/118/114 yards, DeAngelo Williams/Antonio Brown/Martavis Bryant @ Pittsburgh, 12/06/15
125 yards/330 yards, Jonathan Taylor/Joe Flacco @ N.Y. Giants, 12/29/24	100-YARD RUSHER AND 300-YARD PASSER	101 yards/371 yards, Tank Bigsby/Trevor Lawrence @ Jacksonville, 10/06/24
122/109 yards/330 yards, Alec Pierce/Michael Pittman Jr./Joe Flacco @ N.Y. Giants, 12/29/24	100-YARD RECEIVER AND 300-YARD PASSER	171 yards/309 yards, Malik Nabers/Drew Lock @ N.Y. Giants, 12/29/24
125 yards/330 yards/109 yards, Jonathan Taylor/Joe Flacco Michael Pittman Jr. @ N.Y. Giants, 12/29/24	100-YARD RUSHER, 300-YARD PASSER, 100-YARD RECEIVER	101 yards/371 yards/122 yards, Tank Bigsby/Trevor Lawrence Brian Thomas Jr. @ Jacksonville, 10/06/24
122/109 yards/330 yards, Alec Pierce/Michael Pittman Jr./Joe Flacco @ N.Y. Giants, 12/29/24	TWO 100-YARD RECEIVERS/300-YARD PASSER	157/123 yards/460 yards, K.J. Osborn/Justin Jefferson/Kirk Cousins @ Minnesota, 12/17/22

TEAM/MISCELLANEOUS

Indianapolis 24, Houston 0 @ Houston, 10/09/14	20 FIRST-QUARTER POINTS	New Orleans 21, Indianapolis 0 @ New Orleans, 10/23/11
Indianapolis 24, Tennessee 0 vs. Tennessee, 12/22/24	20 SECOND-QUARTER POINTS	Cleveland 20, Indianapolis 7 vs. Cleveland, 10/22/23
Indianapolis 21, Washington 14 vs. Washington, 11/30/14	20 THIRD-QUARTER POINTS	Seattle 22, Indianapolis 3 @ Seattle, 10/01/17
Indianapolis 24, Jacksonville 17 @ Jacksonville, 10/06/24	20 FOURTH-QUARTER POINTS	Denver 21, Indianapolis 0 @ Denver, 12/15/24
(14, 7, 7, 10 Points), Cleveland 39, Indianapolis 38 vs. Cleveland, 10/22/23	SCORE TOUCHDOWN IN EACH QUARTER	(7, 14, 7, 17 Points), N.Y. Giants 45, Indianapolis 33 @ N.Y. Giants, 12/29/24
33 (first half), Minnesota 39, Indianapolis 36 @ Minnesota, 12/17/22	30 ONE-HALF POINTS	36 (second half), Minnesota 39, Indianapolis 36 @ Minnesota, 12/17/22
Indianapolis 41, Buffalo 15 @ Buffalo, 11/21/21	40 POINTS	N.Y. Giants 45, Indianapolis 33 @ N.Y. Giants, 12/29/24
Indianapolis 51, Tennessee 24 vs. Tennessee, 12/05/04	50 POINTS	Dallas 54, Indianapolis 19 @ Dallas, 12/04/22
429 yards, Indianapolis 429, Jacksonville 319 vs. Jacksonville, 01/05/25	400 TOTAL YARDS OF OFFENSE	422 yards, New England 422, Indianapolis 253 @ New England, 12/01/24
517 yards, Indianapolis 517, Houston 299 @ Houston, 09/11/22	500 TOTAL YARDS OF OFFENSE	511 yards, New Orleans 511, Indianapolis 371 vs. New Orleans, 10/29/23

ST: (5:57) (Shotgun) K.Cousins pass short middle intended for J.Reagor INTERCEPTED by J.Blackmon at MIN 17.
 J.Blackmon for 17 yards, TOUCHDOWN.DEF: (3:55) M.Ryan pass short right to D.Jackson for 1 yard, TOUCHDOWN.OFF: (8:20) R.Wright punt is BLOCKED by I.Odenigbo, Center-A.DePaola, RECOVERED by IND-J.Domann at MIN 24.
 J.Domann for 24 yards, TOUCHDOWN. @ Minnesota, 12/17/22

TOUCHDOWN ON OFFENSE, DEFENSE AND SPECIAL TEAMS

ST: (13:45) (Shotgun) B.Bortles pass deep right to A.Hurns for 80 yards, TOUCHDOWN.ST: (4:55) (Shotgun) B.Bortles pass short middle to A.Robinson for 4 yards, TOUCHDOWN.ST: (12:56) (Shotgun) B.Bortles pass short left to J.Thomas for 3 yards, TOUCHDOWN.ST: (6:03) (Shotgun) D.Robinson up the middle for 1 yard, TOUCHDOWN.ST: (2:00) B.Bortles up the middle for 1 yard, TOUCHDOWN.DEF: (1:11) (Shotgun) M.Hasselbeck sacked at JAX 42 for -8 yards (A.Branch).
 FUMBLES (A.Branch), RECOVERED by JAX-A.Branch at IND 49. A.Branch for 49 yards, TOUCHDOWN.OFF: (12:06) P.McAfee punts 50 yards to JAX 27, Center-M.Overton. R.Greene for 73 yards, TOUCHDOWN. @ Jacksonville, 12/13/15





THE LAST TIME

Anthony Richardson Sr.: TWO-POINT CONVERSION ATTEMPT. 5-A.Richardson rushes up the middle. ATTEMPT SUCCEEDS. @ New England, 12/01/24	MADE TWO-POINT CONVERSION	Tony Pollard/Mason Rudolph: TWO-POINT CONVERSION ATTEMPT. 20-T.Pollard rushes left tackle. ATTEMPT SUCCEEDS.TWO-POINT CONVERSION ATTEMPT. 11-M.Rudolph pass to 85-C.Okonkwo is complete. ATTEMPT SUCCEEDS. vs. Tennessee, 12/22/24
Joe Flacco: TWO-POINT CONVERSION ATTEMPT. 15-J.Flacco pass to 11-M.Pittman is complete. ATTEMPT FAILS. @ N.Y. Giants, 12/29/24	FAILED TWO-POINT CONVERSION	Caleb Williams: TWO-POINT CONVERSION ATTEMPT. 18-C.Williams pass to 24-K.Herbert is incomplete. ATTEMPT FAILS. vs. Chicago, 09/22/24
Indianapolis 26, Jacksonville 23 vs. Jacksonville, 01/05/25	OVERTIME WIN	L.A. Rams 29, Indianapolis 23 vs. L.A. Rams, 10/01/23
L.A. Rams 29, Indianapolis 23 vs. L.A. Rams, 10/01/23	OVERTIME LOSS	Indianapolis 26, Jacksonville 23 vs. Jacksonville, 01/05/25
Houston 20, Indianapolis 20 @ Houston, 09/11/22	TIE GAME	Houston 20, Indianapolis 20 @ Houston, 09/11/22
Indianapolis 23, Dallas 0 vs. Dallas, 12/16/18	SHUTOUT AT HOME	Jacksonville 27, Indianapolis 0 vs. Jacksonville, 10/22/17
Baltimore Colts 20, Green Bay Packers 20 (OT) @ New England, 12/06/92	SHUTOUT ON THE ROAD	Jacksonville 24, Indianapolis 0 @ Jacksonville, 09/18/22
Indianapolis 26, Jacksonville 23 vs. Jacksonville, 01/05/25	OVERTIME WIN AT HOME	L.A. Rams 29, Indianapolis 23 vs. L.A. Rams, 10/01/23
Indianapolis 31, Tennessee 28 @ Tennessee, 12/03/23	OVERTIME WIN ON THE ROAD	Minnesota 39, Indianapolis 36 @ Minnesota, 12/17/22
vs. Detroit, 11/24/24	NO SACKS/NO INTERCEPTIONS ALLOWED	@ N.Y. Giants, 12/29/24
41:35 TOP, Indianapolis 31, Houston 0 @ Houston, 12/05/21	OVER 40:00 TIME OF POSSESSION (NON-OT)	40:11 TOP, Green Bay 16, Indianapolis 10 @ Green Bay, 09/15/24
0 to, Indianapolis 26, Jacksonville 23 vs. Jacksonville, 01/05/25	NO TURNOVERS	0 to, N.Y. Giants 45, Indianapolis 33 @ N.Y. Giants, 12/29/24
DEFENSE		
2 ints, Kenny Moore II vs. Tennessee, 12/22/24	TWO INTERCEPTIONS	2 ints, DaRon Bland @ Dallas, 12/04/22
3 tds, Mike Prior vs. Phoenix, 12/20/92	THREE INTERCEPTIONS	3 ints, Antonio Cromartie @ San Diego, 11/11/07
* Never Has Happened *	FOUR INTERCEPTIONS	* Never Has Happened *
3.0 sk, Dayo Odeyingbo @ New England, 11/12/23	THREE SACK GAME	3.0 sk, Travon Walker @ Jacksonville, 10/06/24
4.0 sacks, Chip Banks vs. Cleveland, 09/06/92	FOUR SACK GAME	4.0 sacks, Bruce Smith vs. Buffalo, 12/09/90
* Never Has Happened *	FIVE SACK GAME	* Never Has Happened *
1 yards, Dallas 42, Indianapolis 7 @ Dallas, 12/21/14	LESS THAN 25 RUSHING YARDS	22 yards, Pittsburgh 28, Indianapolis 24 @ Pittsburgh, 12/27/20
46 yards, Cincinnati 34, Indianapolis 14 @ Cincinnati, 12/10/23	LESS THAN 50 RUSHING YARDS	35 yards, Indianapolis 27, Miami 17 @ Miami, 10/03/21
80 yards, N.Y. Giants 45, Indianapolis 33 @ N.Y. Giants, 12/29/24	LESS THAN 100 RUSHING YARDS	96 yards, Detroit 24, Indianapolis 6 vs. Detroit, 11/24/24
43 yards, New England 26, Indianapolis 3 @ New England, 11/06/22	LESS THAN 50 NET PASSING YARDS	42 yards, Indianapolis 23, Tennessee 0 vs. Tennessee, 12/28/08
43 yards, New England 26, Indianapolis 3 @ New England, 11/06/22	LESS THAN 100 NET PASSING YARDS	95 yards, Indianapolis 20, Tennessee 17 @ Tennessee, 10/13/24
141 yards, Indianapolis 31, Houston 0 @ Houston, 12/05/21	LESS THAN 150 YARDS NET OFFENSE	121 yards, New England 26, Indianapolis 3 @ New England, 11/06/22
193 yards, Denver 31, Indianapolis 13 @ Denver, 12/15/24	LESS THAN 200 YARDS NET OFFENSE	198 yards, Indianapolis 27, Carolina 13 @ Carolina, 11/05/23
4 to, Buffalo 30, Indianapolis 20 vs. Buffalo, 11/10/24	FORCED FOUR TURNOVERS	4 to, Indianapolis 41, Buffalo 15 @ Buffalo, 11/21/21
5 to, Denver 31, Indianapolis 13 @ Denver, 12/15/24	FORCED FIVE+ TURNOVERS	5 to, Indianapolis 37, Buffalo 5 vs. Buffalo, 10/21/18
36 yards, Ronnie Harrison Jr.: (1:40) (No Huddle, Shotgun) 6-J.Browning pass short right intended for 87-T.Hudson INTERCEPTED by 48-R.Harrison at CIN 36. 48-R.Harrison for 36 yards, TOUCHDOWN. @ Cincinnati, 12/10/23	INTERCEPTED PASS RETURNED FOR A TOUCHDOWN	23 yards, Taron Johnson: (12:24) (Shotgun) 15-J.Flacco pass short left intended for 1-J.Downs INTERCEPTED by 7-Ta.Johnson at IND 23. 7-Ta.Johnson for 23 yards, TOUCHDOWN. vs. Buffalo, 11/10/24





THE LAST TIME

38 yards, Kenny Moore II: (11:06) 14-S.Darnold sacked at MIN 44 for -9 yards (9-G.Stewart). FUMBLES (9-G.Stewart) [9-G.Stewart], touched at MIN 43, RECOVERED by IND-23-K.Moore at MIN 38. 23-K.Moore for 38 yards, TOUCHDOWN. @ Minnesota, 11/03/24

FUMBLE RETURNED FOR A TOUCHDOWN

50 yards, Nik Bonitto: (12:39) (Shotgun) 10-A.Mitchell to 50 for -10 yards (15-N.Bonitto). FUMBLES (15-N.Bonitto), RECOVERED by DEN-15-N.Bonitto at 50. 15-N.Bonitto for 50 yards, TOUCHDOWN. PENALTY on DEN-15-N.Bonitto, Unsportsmanlike Conduct, 15 yards, enforced between downs. @ Denver, 12/15/24

Ameer Speed: (.08) (Punt formation) 11-C.Johnston right end pushed ob in End Zone for -23 yards, SAFETY (37-A.Speed). vs. Houston, 01/06/24

SAFETY SCORED

(2:05) (Shotgun) 10-G.Minshew sacked ob in End Zone for -1 yards, SAFETY. @ Baltimore, 09/24/23

Indianapolis 31, Houston 0 @ Houston, 12/05/21

SHUTOUT

Jacksonville 24, Indianapolis 0 @ Jacksonville, 09/18/22

SPECIAL TEAMS

4 fg, Matt Gay: (49, 36, 45, 38) vs. Jacksonville, 01/05/25

FOUR FIELD GOALS

4 fg, Dustin Hopkins: (44, 54, 54, 58) vs. Cleveland, 10/22/23

5 fg, Matt Gay: (31, 54, 53, 53, 53) @ Baltimore, 09/24/23

FIVE FIELD GOALS

5 fg, Younghoe Koo: (23, 47, 41, 35, 25) @ Atlanta, 12/24/23

* Never Has Happened *

SIX FIELD GOALS

7 fg, Jason Myers: (30, 48, 32, 37, 45, 37, 45) @ N.Y. Jets, 10/14/18

56 yards, Matt Gay: (7:45) 7-M.Gay 56 yard field goal is GOOD, Center-46-L.Rhodes, Holder-8-R.Sanchez. @ N.Y. Jets, 11/17/24

50-59 YARD FIELD GOAL

53 yards, Cam Little: (1:49) 39-C.Little 53 yard field goal is GOOD, Center-46-R.Matscick, Holder-9-L.Cooke. vs. Jacksonville, 01/05/25

* Never Has Happened *

60+ YARD FIELD GOAL

60 yards, Rob Bironas: (1:12) (Field Goal formation) 2-R.Bironas 60 yard field goal is GOOD, Center-58-K.Amato, Holder-15-C.Henrich. @ Tennessee, 12/03/06

Brett Maher [Grover Stewart blocked]: 19-B.Maher extra point is Blocked (90-G.Stewart), Center-45-M.Overton, Holder-5-B.Anger. DEFENSIVE TWO-POINT ATTEMPT. 58-B.Okereke recovered the blocked kick. ATTEMPT FAILS. @ Dallas, 12/04/22

POINT AFTER TOUCHDOWN ATTEMPT BLOCKED

Adam Vinatieri [Cameron Heyward blocked]: 4-A.Vinatieri extra point is Blocked (97-C.Heyward), Center-46-L.Rhodes, Holder-8-R.Sanchez. @ Pittsburgh, 11/03/19

Matt Gay: 7-M.Gay extra point is No Good, Wide Left, Center-46-L.Rhodes, Holder-8-R.Sanchez. @ Cincinnati, 12/10/23

MISSED POINT AFTER TOUCHDOWN ATTEMPT

Ka'imi Fairbairn: 15-K.Fairbairn extra point is No Good, Wide Left, Center-46-J.Weeks, Holder-11-C.Johnston. vs. Houston, 01/06/24

60 yards, Matt Gay: (10:16) 7-M.Gay 60 yard field goal is BLOCKED (95-M.Garrett), Center-46-L.Rhodes, Holder-8-R.Sanchez, RECOVERED by CLV-21-D.Ward at IND 45. 21-D.Ward to IND 26 for 19 yards (85-A.Ogletree). vs. Cleveland, 10/22/23

BLOCKED FIELD GOAL

34 yards, Brandon McManus: (4:35) 8-B.McManus 34 yard field goal is BLOCKED (90-G.Stewart), Center-46-J.Bobenmoyer, Holder-17-C.Waitman. @ Denver, 10/06/22

Lawrence Guy: (13:20) 4-S.Hauschka 48 yard field goal is BLOCKED (67-L.Guy), Center-49-C.Gresham, Holder-9-J.Ryan, RECOVERED by IND-26-D.Howell at IND 39. 26-D.Howell for 61 yards, TOUCHDOWN. vs. Seattle, 10/06/13

BLOCKED FIELD GOAL RETURNED FOR A TOUCHDOWN

Dane Cruikshank: (5:12) 4-A.Vinatieri 46 yard field goal is BLOCKED (29-D.Cruikshank), Center-46-L.Rhodes, Holder-8-R.Sanchez, RECOVERED by TEN-23-T.Smith at TEN 37. 23-T.Smith for 63 yards, TOUCHDOWN. vs. Tennessee, 12/01/19

61 yds, Rigoberto Sanchez vs. Jacksonville, 01/05/25

60-69 YARD PUNT

62 yds, Logan Cooke vs. Jacksonville, 01/05/25

70 yds, Matt Haack @ Houston, 09/11/22

70+ YARD PUNT

75 yds, Ryan Stonehouse @ Tennessee, 10/13/24

10 punts, Pat McAfee vs. New Orleans, 10/25/15

PUNTED 10+ TIMES

10 punts, Thomas Morstead vs. New Orleans, 10/25/15

Rigoberto Sanchez: (15:00) 8-R.Sanchez punt is BLOCKED by 63-Co.Heyward, Center-46-L.Rhodes, RECOVERED by PIT-51-Ni.Herbig at IND 1. 51-Ni.Herbig to IND 1 for no gain (20-N.Cross). The Replay Official reviewed the runner was down by contact ruling, and the play was Upheld. The ruling on the field stands. vs. Pittsburgh, 12/16/23

BLOCKED PUNT

Tommy Townsend: (5:49) 6-T.Townsend punt is BLOCKED by 50-S.Dlubi, Center-46-J.Weeks, RECOVERED by IND-43-T.Denbow at HST 5. vs. Houston, 09/08/24

Nick Cross: (2:26) 4-R.Stonehouse punt is BLOCKED by 20-N.Cross, Center-46-M.Cox, RECOVERED by IND-41-G.Stuard at TEN 18. 41-G.Stuard for 18 yards, TOUCHDOWN. @ Tennessee, 12/03/23

BLOCKED PUNT RETURNED FOR A TOUCHDOWN

Bryan Braman: (1:54) 1-P.McAfee punt is BLOCKED by 50-B.Braman, Center-45-M.Overton, RECOVERED by HST-50-B.Braman at IND 8. 50-B.Braman for 8 yards, TOUCHDOWN. The Replay Assistant challenged the runner was down by contact ruling, and the play was Upheld. @ Houston, 12/16/12

Jacksonville 27, Indianapolis 20 @ Jacksonville, 09/13/20

NO PUNTS

Indianapolis 28, Jacksonville 25 vs. Jacksonville, 12/02/07

51 yards, Chester Rogers vs. Tennessee, 11/18/18

50-69 YARD PUNT RETURN

61 yards, Marvin Mims Jr. @ Denver, 12/15/24

84t yards, Nyheim Hines vs. Carolina, 12/22/19

70-89 YARD PUNT RETURN

73t yards, Rashad Greene Sr. @ Jacksonville, 12/13/15

90t yards, T.J. Rushing @ Oakland, 12/16/07

90+ YARD PUNT RETURN

98t yards, Tavon Austin vs. St. Louis, 11/10/13






THE LAST TIME

55 yards, Ashton Dulin @ Houston, 10/27/24	50-69 YARD KICKOFF RETURN	53 yards, Jamal Agnew @ Jacksonville, 10/15/23
89 yards, Dallis Flowers vs. Pittsburgh, 11/28/22	70-89 YARD KICKOFF RETURN	76 yards, Kealoha Pilares vs. Carolina, 11/27/11
101t yards, Isaiah Rodgers Sr. @ Cleveland, 10/11/20	90+ YARD KICKOFF RETURN	100t yards, Ihmir Smith-Marsette @ N.Y. Giants, 12/29/24
101 yards, Isaiah Rodgers Sr.: 2-C.Parkey kicks 66 yards from CLV 35 to IND -1. 34-L.Rodgers for 101 yards, TOUCHDOWN. @ Cleveland, 10/11/20	KICKOFF RETURNED FOR A TOUCHDOWN	99 yards, Ihmir Smith-Marsette: 7-M.Gay kicks 65 yards from IND 35 to NYG 0. 87-L.Smith-Marsette for 100 yards, TOUCHDOWN. @ N.Y. Giants, 12/29/24
71 yards, Nyheim Hines: (7:34) (Punt formation) 5-M.Palardy punts 53 yards to IND 29, Center-44-J.Jansen. 21-N.Hines for 71 yards, TOUCHDOWN. vs. Carolina, 12/22/19	PUNT RETURNED FOR A TOUCHDOWN	73 yards, Rashad Greene Sr.: (12:06) 1-P.McAfee punts 50 yards to JAX 27, Center-45-M.Overton. 13-R.Greene for 73 yards, TOUCHDOWN. @ Jacksonville, 12/13/15
Josh Ferguson: 1-P.McAfee kicks inside 30 yards from IND 35 to TEN 35. RECOVERED by IND-34-J.Ferguson. @ Tennessee, 10/23/16	SUCCESSFUL ONSIDE KICK	Tom Nelson: 2-M.Nugent kicks inside 15 yards from CIN 30 to CIN 45. RECOVERED by CIN-43-T.Nelson. PENALTY on IND-85-P.Garcon, Unsportsmanlike Conduct, 15 yards, enforced at CIN 45. vs. Cincinnati, 11/14/10
56 yards, Matt Gay: (7:45) 7-M.Gay 56 yard field goal is GOOD, Center-46-L.Rhodes, Holder-8-R.Sanchez. @ N.Y. Jets, 11/17/24	MADE FIELD GOAL OF 50 YARDS OR LONGER	53 yards, Cam Little: (14:22) 39-C.Little 53 yard field goal is GOOD, Center-46-R.Maticcik, Holder-9-L.Cooke. vs. Jacksonville, 01/05/25





JONATHAN
TAYLOR

RUNNING BACK

ADETOMIWA ADEBAWORE 95

DEFENSIVE TACKLE
(ADD-E-TOMMY-WAH ADD-E-BARR-RAY)

6-2 282 LBS

NFL EXP: 3
(3RD YEAR WITH THE COLTS)
BORN: 3/4/01



COLLEGE:
NORTHWESTERN

4TH-AND-SHORT

- In his first two seasons, he saw action in 26 games and totaled 10 tackles (seven solo), 4.0 tackles for loss, 2.5 sacks and two special teams tackles.
- Played in 41 career games (33 starts) at Northwestern (2019-22) and compiled 97 tackles (68 solo), 24.5 tackles for loss, 12.5 sacks, six passes defended and four forced fumbles.
- Honorable Mention All-Big Ten recognition in each of his last two seasons (2021-22).
- Participated in the 2023 Senior Bowl and was voted the National Team's defensive line practice player of the week.
- His younger brother (Adepoju) was a five-star recruit in the 2023 class (No. 11 overall player in the country) and committed to Oklahoma.



Selected by the Colts in the fourth round (110th overall) of the 2023 NFL Draft.

X @tomiwabawore

IG @tomiwabawore

ROYALTY

Adebawore is a first-generation American, born in Kansas City, Mo. His Nigerian-born parents both immigrated to the United States in the mid-1990s. His father is a prince descending from the Yoruba tribe and because of that, technically, Adebawore is also one himself. His grandfather is the king. They came to the United States in search of opportunity.

NFL HIGHLIGHTS

CAREER

- Has played in 32 career games and has tallied 16 tackles (10 solo), 5.0 tackles for loss, 3.0 sacks and one fumble recovery. He also has recorded six special teams tackles.

2025 SEASON (COLTS)

- Has competed in six games in 2025 and has registered six tackles (three solo), 1.0 tackle for loss, half a sack, one fumble recovery and four special teams stops.

2024 SEASON (COLTS)

- In 2024, he appeared in 16 games and recorded six tackles (four solo), 3.0 tackles for loss, 1.0 sack and one special teams tackle. In Week 3 vs. CHI, he recorded one solo tackle, 1.0 tackle for loss, 1.0 sack and one special teams stop.

2023 SEASON (COLTS)

- He saw action in 10 games in 2023 and tallied four tackles (three solo), 1.0 tackle for loss and 1.5 sacks. He also recorded one special teams tackle. In Week 9 at CAR, he recorded one solo tackle, 1.0 tackle for loss and his first-career sack as well as one special teams tackle. In Week 12 vs. TB, he compiled one solo tackle and half a sack.

COLLEGE

- Played in 41 career games (33 starts) at Northwestern (2019-22) and compiled 97 tackles (68 solo), 24.5 tackles for loss, 12.5 sacks, six passes defended and four forced fumbles. He earned Honorable Mention All-Big Ten recognition in each of his last two seasons. Participated in the 2023 Senior Bowl and was voted the National Team's defensive line practice player of the week.
- In 2022, started all 12 games and registered 38 tackles (27 solo), 9.0 tackles for loss, 5.0 sacks, one pass defended and two forced fumbles. Led the team in sacks and forced fumbles. Registered a single-game career-high 2.0 sacks vs. Maryland. Also added three solo tackles, 2.0 tackles for loss and one forced fumble. Tied his single-game career high with seven tackles (five solo) against Duke. Also registered 1.0 tackle for loss and a sack-forced fumble.
- Started all 12 games in 2021 and finished with

36 tackles (25 solo), 8.5 tackles for loss, 4.5 sacks, three passes defended and two forced fumbles. Led the team in tackles for loss, sacks and forced fumbles. Against Rutgers, he registered his first-career forced fumble and 4.0 tackles for loss, the highest single-game total by a NU player since 2018. Also added seven solo tackles and 1.0 sack. Recorded three solo tackles, 1.0 tackle for loss and 1.0 sack in a win over Ohio. Tallied three tackles (two solo), 1.5 tackles for loss, 1.5 sacks and one forced fumble in a win over Indiana State.

- In 2020, started all nine games and tallied 17 tackles (11 solo), 6.0 tackles for loss, 2.0 sacks and two passes defended. Had one solo tackle, 1.0 tackle for loss and one pass defended in the Big Ten Championship Game against Ohio State. Registered three tackles (two solo) against Purdue. Against Nebraska, he compiled four tackles (three solo), 1.5 tackles for loss and 1.0 sack.
- As a true freshman in 2019, appeared in eight games and recorded six tackles (five solo), 1.0 tackle for loss and 1.0 sack. In his first start against Indiana, registered two solo tackles, 1.0 tackle for loss and 1.0 sack.

PERSONAL

- Four-year letterman at Kansas City North High School.
- Three-star prospect who was the 23rd-ranked player in Kansas by 247Sports.
- Earned Kansas Class 5 First Team All-State honors as a senior.
- Garnered numerous honors, including First Team All-District, First Team All-Conference and Academic All-State.
- Nominee for the Buch Buchanan Memorial Award, presented annually to the most outstanding lineman or linebacker in the big class (Missouri classes 5-6 and Kansas classes 5A-6A) category.
- As a senior, registered 74 tackles, 23.5 tackles for loss and 11.0 sacks.
- Also participated in track and won the 5A state championship in the shot put as a senior with a state-record throw (62 feet, 7 ¾ inches), beating the previous record by 18 inches. Finished second at the 2019 state championships in the discus (186 feet, 4 inches).
- In 2023, he volunteered for Horseshoe Helpings around Thanksgiving, giving out food to local families.
- Participated in the NFL's My Cause My Cleats initiative and represented the Uriel E. Owens Sickle Cell Disease Association (2023).
- His younger brother (Adepoju) was a five-star recruit in the 2023 class (No. 11 overall player in the country) and committed to Oklahoma.

ADETOMIWA ADEBAWORE

DEFENSIVE TACKLE
(ADD-E-TOMMY-WAH ADD-E-BARR-RAY)

95

- Graduated with a degree in psychology in March 2023.
- First name is pronounced add-E-TOMMY-wah.
- Last name is pronounced add-E-BARR-reh.
- A native of Kansas City, Mo.

TRANSACTIONS

- Selected by the Colts in the fourth round (110th overall) of the 2023 NFL Draft.

ADETOMIWA ADEBAWORE'S - NFL REGULAR SEASON STATISTICS

DATE	TEAM	GP	GS	TACKLES							INTERCEPTIONS					FUMBLES				ST			MISC					
				TK	S	A	TFL	YDS	SK	YDS	QBH	NO	YDS	LG	TD	PD	FF	FR	TD	YDS	TK	S	A	FF	FR	S	A	
2023	Colts	10	0	4	3	1	1	9	1.5	12.5	4	0	0	0	0	0	0	0	0	0	0	1	1	0	0	0	0	0
2024	Colts	16	0	6	4	2	3	17	1.0	8.0	2	0	0	0	0	0	0	0	0	0	0	1	1	0	0	0	0	0
2025	Colts	6	0	6	3	3	1	2	0.5	4.5	2	0	0	0	0	0	0	1	0	0	4	2	0	0	0	0	0	0
TOTALS		32	0	16	10	6	5	28	3.0	25.0	8	0	0	0	0	0	0	1	0	0	6	4	2	0	0	0	0	0

SINGLE-GAME HIGHS: DEFENSIVE

- Total Tackles** 3 at Los Angeles Rams, Sep 28, 2025
 2 vs. Denver Broncos, Sep 14, 2025
 1 vs. Arizona Cardinals, Oct 12, 2025
 ...10 more at 1.
- Solo Tackles** 1 vs. Arizona Cardinals, Oct 12, 2025
 ...9 more at 1.
- Sacks** 1.0 vs. Chicago Bears, Sep 22, 2024
 ...1 more at 1.0.

- Fumble Recoveries** 1 at Los Angeles Rams, Sep 28, 2025
Tackles For Loss 1 vs. Denver Broncos, Sep 14, 2025
 ...4 more at 1.
- Special Teams Tackles** 2 at Tennessee Titans, Sep 21, 2025
 1 vs. Denver Broncos, Sep 14, 2025
 ...3 more at 1.

2023 GAME-BY-GAME REGULAR-SEASON STATISTICS (COLTS)

DATE	OPPONENT	P/S	TACKLES							INTERCEPTIONS					FUMBLES				ST			MISC		W/L	SCORE			
			TK	S	A	SK	YDS	TFL	YDS	QBH	NO	YDS	LG	TD	PD	FF	FR	TD	YDS	TK	S	A	FF			FR	S	A
09/10	Jaguars																										L	21-31
09/17	at Texans																										W	31-20
09/24	at Ravens																										W	22-19+
10/01	Rams	P	0	0	0	0	0	0	0	0	0	0	0	0	0	0	0	0	0	0	0	0	0	0	0	0	L	23-29+
10/08	Titans	P	0	0	0	0	0	0	0	0	0	0	0	0	0	0	0	0	0	0	0	0	0	0	0	0	W	23-16
10/15	at Jaguars																										L	20-37
10/22	Browns	P	0	0	0	0	0	0	0	0	0	0	0	0	0	0	0	0	0	0	0	0	0	0	0	0	L	38-39
10/29	Saints	P	0	0	0	0	0	0	0	0	0	0	0	0	0	0	0	0	0	0	0	0	0	0	0	0	L	27-38
11/05	at Panthers	P	1	1	0	1	0	9	1	9	1	0	0	0	0	0	0	0	0	1	1	0	0	0	0	0	W	27-13
11/12	at Patriots	P	1	1	0	0	0	0	0	1	0	0	0	0	0	0	0	0	0	0	0	0	0	0	0	0	W	10-6
11/26	Buccaneers	P	1	0	1	0.5	3.5	0	0	1	0	0	0	0	0	0	0	0	0	0	0	0	0	0	0	0	W	27-20
12/03	at Titans	P	0	0	0	0	0	0	0	1	0	0	0	0	0	0	0	0	0	0	0	0	0	0	0	0	W	31-28+
12/10	at Bengals	P	1	1	0	0	0	0	0	0	0	0	0	0	0	0	0	0	0	0	0	0	0	0	0	0	L	14-34
12/16	Steelers																										W	30-13
12/24	at Falcons	P	0	0	0	0	0	0	0	0	0	0	0	0	0	0	0	0	0	0	0	0	0	0	0	0	L	10-29
12/31	Raiders																										W	23-20
01/06	Texans																										L	19-23
2023 TOTALS		10-0	4	3	1	1.5	12.5	1	9	4	0	0	0	0	0	0	0	0	1	1	0	0	0	0	0	9-8		

+ - Overtime

ADETOMIWA ADEBAWORE

DEFENSIVE TACKLE
(ADD-E-TOMMY-WAH ADD-E-BARR-RAY)

95

2024 GAME-BY-GAME REGULAR-SEASON STATISTICS (COLTS)

DATE	OPPONENT	P/S	TACKLES					INTERCEPTIONS				FUMBLES			ST			MISC		W/L	SCORE						
			TK	S	A	SK	YDS	TFL	YDS	QBH	NO	YDS	LG	TD	PD	FF	FR	TD	YDS			TK	S	A	FF	FR	S
09/08	Texans	P	0	0	0	0.0	0.0	0	0	0	0	0	0	0	0	0	0	0	0	0	0	0	0	0	0	L	27-29
09/15	at Packers	P	1	1	0	0.0	0.0	1	8	0	0	0	0	0	0	0	0	0	0	0	0	0	0	0	0	L	10-16
09/22	Bears	P	1	1	0	1.0	8.0	1	8	1	0	0	0	0	0	0	0	0	0	0	0	0	0	0	0	W	21-16
09/29	Steelers	P	1	1	0	0.0	0.0	0	0	1	0	0	0	0	0	0	0	0	0	0	0	0	0	0	0	W	27-24
10/06	at Jaguars	P	0	0	0	0.0	0.0	0	0	0	0	0	0	0	0	0	0	0	0	0	0	0	0	0	0	L	34-37
10/13	at Titans	P	1	0	1	0.0	0.0	0	0	0	0	0	0	0	0	0	0	0	0	0	0	0	0	0	0	W	20-17
10/20	Dolphins	P	1	0	1	0.0	0.0	0	0	0	0	0	0	0	0	0	0	0	0	0	0	0	0	0	0	W	16-10
10/27	at Texans	P	0	0	0	0.0	0.0	0	0	0	0	0	0	0	0	0	0	0	0	0	0	0	0	0	0	L	20-23
11/03	at Vikings	P	1	1	0	0.0	0.0	1	1	0	0	0	0	0	0	0	0	0	0	0	0	0	0	0	0	L	13-21
11/10	Bills	P	0	0	0	0.0	0.0	0	0	0	0	0	0	0	0	0	0	0	0	0	0	0	0	0	0	L	20-30
11/17	at Jets	P	0	0	0	0.0	0.0	0	0	0	0	0	0	0	0	0	0	0	0	0	0	0	0	0	0	W	28-27
11/24	Lions	P	0	0	0	0.0	0.0	0	0	0	0	0	0	0	0	0	0	0	0	0	0	0	0	0	0	L	6-24
12/01	at Patriots	P	0	0	0	0.0	0.0	0	0	0	0	0	0	0	0	0	0	0	0	0	0	0	0	0	0	W	25-24
12/15	at Broncos	P	0	0	0	0.0	0.0	0	0	0	0	0	0	0	0	0	0	0	0	0	0	0	0	0	0	L	13-31
12/22	Titans	P	0	0	0	0.0	0.0	0	0	0	0	0	0	0	0	0	0	0	0	0	0	0	0	0	0	W	38-30
12/29	at Giants																									L	33-45
01/05	Jaguars	P	0	0	0	0.0	0.0	0	0	0	0	0	0	0	0	0	0	0	0	0	0	0	0	0	0	W	26-23+
2024 TOTALS		16-0	6	4	2	1.0	8.0	3	17	2	0	0	0	0	0	0	0	0	0	0	0	0	0	0	0	8-9	

+ - Overtime

2025 GAME-BY-GAME REGULAR-SEASON STATISTICS (COLTS)

DATE	OPPONENT	P/S	TACKLES					INTERCEPTIONS				FUMBLES			ST			MISC		W/L	SCORE						
			TK	S	A	SK	YDS	TFL	YDS	QBH	NO	YDS	LG	TD	PD	FF	FR	TD	YDS			TK	S	A	FF	FR	S
09/07	Dolphins	P	0	0	0	0.0	0.0	0	0	0	0	0	0	0	0	0	0	0	0	0	0	0	0	0	0	W	33-8
09/14	Broncos	P	2	1	1	0.0	0.0	1	2	0	0	0	0	0	0	0	0	0	0	0	0	0	0	0	0	W	29-28
09/21	at Titans	P	0	0	0	0.0	0.0	0	0	0	0	0	0	0	0	0	0	0	0	0	0	0	0	0	0	W	41-20
09/28	at Rams	P	3	1	2	0.5	4.5	0	0	2	0	0	0	0	0	1	0	0	0	0	0	0	0	0	0	L	20-27
10/05	Raiders	P	0	0	0	0.0	0.0	0	0	0	0	0	0	0	0	0	0	0	0	0	0	0	0	0	0	W	40-6
10/12	Cardinals	P	1	1	0	0.0	0.0	0	0	0	0	0	0	0	0	0	0	0	0	0	0	0	0	0	0	W	31-27
2025 TOTALS		6-0	6	3	3	0.5	4.5	1	2	2	0	0	0	0	0	0	1	0	0	0	0	0	0	0	0	5-1	

AUSTIN AJIAKE

LINEBACKER
(AH-GEE-KAY)

58

6-1 223 LBS

NFL EXP: 3

(2ND YEAR WITH THE COLTS)

BORN: 6/30/00



COLLEGE:
UNLV

4TH-AND-SHORT

- In his first two seasons, he spent time on the practice squads of Indianapolis, Green Bay and Las Vegas.
- Appeared in 48 games (20 starts) over five seasons (2018-22) at UNLV and compiled 232 tackles (117 solo), 12.0 tackles for loss, 4.0 sacks, two interceptions, three passes defended and one fumble recovery.



Originally signed to the Colts practice squad on December 28, 2023



 @Aji_510

 @austinajiake

FATHERHOOD STANDARD

Growing up as the middle child in a family of five kids, Ajiake has embodied a strong work ethic and leadership ability from a young age. Yet, it wasn't until he became a father that his hyper-focused drive towards football and life were taken to new heights. Ajiake's daughter, Eliana, was born when he was just 19 years old. From that point on, he credits her for being an extra spark of urgency and resilience for him to strive for within his football career, showcasing to her an example of what it means to chase your dreams and accomplish your goals.



NFL HIGHLIGHTS

CAREER

- Has played in five career games with the Colts (2023-25), Packers (2023) and Raiders (2023) and has registered 11 tackles (five solo) and five special teams stops.

2025 SEASON (COLTS)

- Has appeared in five games and has logged 11 tackles (five solo) and five special teams stops. In Week 5 vs. LV, he notched a team-high eight tackles (four solo) and one special teams stop.

2024 SEASON (COLTS)

- Spent time on the Indianapolis practice squad.
- ### 2023 SEASON (RAIDERS/PACKERS/COLTS)
- Spent time on the Packers, Raiders and Colts practice squads.

COLLEGE

- Appeared in 48 games (20 starts) over five

seasons (2018-22) at UNLV and compiled 232 tackles (117 solo), 12.0 tackles for loss, 4.0 sacks, two interceptions, three passes defended and one fumble recovery.

- In 2022 as a fifth-year senior, he started 12 games and tallied 132 tackles (59 solo), 11.0 tackles for loss, 4.0 sacks, two interceptions, two passes defended and one fumble recovery.
- He started eight games as a senior in 2021 and registered 74 tackles (43 solo), 1.0 tackle for loss and one pass defended.
- In 2020 as a junior, he appeared in six games and collected seven tackles (three solo).
- As a sophomore in 2019, he saw action in 12 games and totaled 14 tackles (nine solo).
- In 2018 as a freshman, he appeared in 10 games and compiled five tackles (three solo).

PERSONAL

- Attended Bellarmine College Prep in San Jose, Calif.
- Played running back and outside linebacker.
- Compiled 1,168 rushing yards and 11 touchdowns as a senior in 2017.
- In 2017, he earned First Team All-Western Catholic Athletic League honors.
- Last name is pronounced AH-g-kay.
- A native of Hayward, Calif.

TRANSACTIONS

- Signed to the Colts active roster from the practice squad on September 16, 2025.
- Signed to the Indianapolis practice squad on September 8, 2025.
- Signed to the Colts active roster from the practice squad on September 6, 2025.
- Signed to the Indianapolis practice squad on August 27, 2025.
- Waived by the Colts on August 26, 2025.
- Signed by Indianapolis to a reserve/future contract on January 6, 2025.
- Signed to the Colts practice squad on October 19, 2024.
- Released from the Indianapolis practice squad on October 17, 2024.
- Signed to the Colts practice squad on August 28, 2024.
- Waived by Indianapolis on August 27, 2024.
- Signed by the Colts to a reserve/future contract on January 8, 2024.
- Signed to the Indianapolis practice squad on December 28, 2023.
- Released from the Green Bay Packers practice squad on December 12, 2023.
- Signed to the Packers practice squad on November 14, 2023.
- Released from the Las Vegas Raiders practice

AUSTIN AJIAKE

LINEBACKER
(OH-GBE-KRY)

58

squad on November 7, 2023.

- Signed to the Raiders practice squad on November 1, 2023.

- Waived by the Denver Broncos on August 29, 2023.
- Signed with the Broncos as an undrafted free agent on August 3, 2023.

AUSTIN AJIAKE'S - NFL REGULAR SEASON STATISTICS

DATE	TEAM	GP	GS	TACKLES							INTERCEPTIONS				FUMBLES				ST		MISC								
				TK	S	A	TFL	YDS	SK	YDS	QBH	NO	YDS	LG	TD	PD	FF	FR	TD	YDS	TK	S	A	FF	FR	S	A		
2023	Packers	0	0	0	0	0	0	0	0	0.0	0.0	0	0	0	0	0	0	0	0	0	0	0	0	0	0	0			
2024	Colts	0	0	0	0	0	0	0	0	0.0	0.0	0	0	0	0	0	0	0	0	0	0	0	0	0	0				
2025	Colts	5	0	11	5	6	0	0	0.0	0.0	0	1	0	0	0	0	0	0	0	0	0	0	5	2	3	0	0	0	0
TOTALS		5	0	11	5	6	0	0	0.0	0.0	0	1	0	0	0	0	0	0	0	0	0	0	5	2	3	0	0	0	0

SINGLE-GAME HIGHS: DEFENSIVE

Total Tackles 8 vs. Las Vegas Raiders, Oct 05, 2025
3 at Tennessee Titans, Sep 21, 2025

Solo Tackles 4 vs. Las Vegas Raiders, Oct 05, 2025
1 at Tennessee Titans, Sep 21, 2025

Special Teams Tackles 2 vs. Miami Dolphins, Sep 07, 2025
1 vs. Las Vegas Raiders, Oct 05, 2025
...2 more at 1.

2023 GAME-BY-GAME REGULAR-SEASON STATISTICS (PACKERS)

DATE	OPPONENT	P/S	TACKLES							INTERCEPTIONS				FUMBLES				ST		MISC		W/L	SCORE					
			TK	S	A	SK	YDS	TFL	YDS	QBH	NO	YDS	LG	TD	PD	FF	FR	TD	YDS	TK	S			A	FF	FR	S	A
09/10	at Bears																										W	38-20
09/17	at Falcons																										L	24-25
09/24	Saints																										W	18-17
09/28	Lions																										L	20-34
10/09	at Raiders																										L	13-17
10/22	at Broncos																										L	17-19
10/29	Vikings																										L	10-24
11/05	Rams																										W	20-3
11/12	at Steelers																										L	19-23
11/19	Chargers																										W	23-20
11/23	at Lions																										W	29-22
12/03	Chiefs																										W	27-19
12/11	at Giants																										L	22-24
12/17	Buccaneers																										L	20-34
12/24	at Panthers																										W	33-30
12/31	at Vikings																										W	33-10
01/07	Bears																										W	17-9
2023 TOTALS			0	0	0	0	0	0	0	0	0	0	0	0	0	0	0	0	0	0	0	0	0	0	0	0	0	9-8

AUSTIN AJIAKE

LINEBACKER
(OH-GBE-KAY)

58

2024 GAME-BY-GAME REGULAR-SEASON STATISTICS (COLTS)

DATE	OPPONENT	P/S	TACKLES							INTERCEPTIONS				FUMBLES			ST			MISC		W/L	SCORE					
			TK	S	A	SK	YDS	TFL	YDS	QBH	NO	YDS	LG	TD	PD	FF	FR	TD	YDS	TK	S			A	FF	FR	S	A
09/08	Texans																									L	27-29	
09/15	at Packers																									L	10-16	
09/22	Bears																									W	21-16	
09/29	Steelers																									W	27-24	
10/06	at Jaguars																									L	34-37	
10/13	at Titans																									W	20-17	
10/20	Dolphins																									W	16-10	
10/27	at Texans																									L	20-23	
11/03	at Vikings																									L	13-21	
11/10	Bills																									L	20-30	
11/17	at Jets																									W	28-27	
11/24	Lions																									L	6-24	
12/01	at Patriots																									W	25-24	
12/15	at Broncos																									L	13-31	
12/22	Titans																									W	38-30	
12/29	at Giants																									L	33-45	
01/05	Jaguars																									W	26-23+	
2024 TOTALS			0	0	0	0	0	0	0	0	0	0	0	0	0	0	0	0	0	0	0	0	0	0	0	0	0	8-9

+ - Overtime

2025 GAME-BY-GAME REGULAR-SEASON STATISTICS (COLTS)

DATE	OPPONENT	P/S	TACKLES							INTERCEPTIONS				FUMBLES			ST			MISC		W/L	SCORE					
			TK	S	A	SK	YDS	TFL	YDS	QBH	NO	YDS	LG	TD	PD	FF	FR	TD	YDS	TK	S			A	FF	FR	S	A
09/07	Dolphins																									W	33-8	
09/14	Broncos																									W	29-28	
09/21	at Titans	P	3	1	2	0	0	0	0	0	0	0	0	0	0	0	0	0	0	0	0	0	0	0	0	W	41-20	
09/28	at Rams	P	0	0	0	0	0	0	0	0	0	0	0	0	0	0	0	0	0	0	0	0	0	0	0	L	20-27	
10/05	Raiders	P	8	4	4	0	0	0	0	0	0	0	0	0	0	0	0	0	0	0	0	0	0	0	0	W	40-6	
10/12	Cardinals	P	0	0	0	0	0	0	0	0	0	0	0	0	0	0	0	0	0	0	0	0	0	0	0	W	31-27	
2025 TOTALS			4	0	11	5	6	0	0	0	0	0	1	0	0	0	0	0	0	0	0	0	0	0	0	0	0	5-1

MO ALIE-COX

TIGHT END

81

6-5 267 LBS
NFL EXP: 8
(9TH YEAR WITH THE COLTS)
BORN: 9/19/93



COLLEGE:
VIRGINIA COMMONWEALTH

4TH-AND-SHORT

- In his first seven seasons, he played in 108 games (47 starts) and tallied 114 receptions for 1,433 yards and 15 touchdowns. He also started one postseason contest and recorded four receptions for 32 yards.
- Tallied a single-game career high in receptions (six) and tied his career high in touchdowns (two) in Week 4 of 2022 vs. TEN.
- As a college basketball player at VCU, he competed in 142 games (103 starts) and racked up 1,092 points, 663 rebounds, 87 steals, 112 assists and 255 blocks.
- Prior to the NFL, he hadn't played organized football since his freshman year of high school.

DOWN THE STRETCH

Favorite musician and/or song: My favorite musician would probably be Future. Favorite song would probably be "Rotation."

Hobbies outside of football: Playing basketball, playing Xbox. I play a lot of Madden, NBA 2K and Grand Theft Auto.

What is something interesting about you that most people may not know: I'm an avid cartoon watcher. I watch a lot of cartoons.

Favorite food: Pasta – chicken parmesan or chicken alfredo.

Favorite vacation spot: Believe it or not, I've never been on vacation, but I'd probably say when I go out to Los Angeles to visit friends.

Favorite television show: "Dragon Ball Z"

What's the one thing you couldn't live without: My phone and my mom of course.

Originally signed by the Colts as an undrafted free agent on April 20, 2017.

X @MoAlie81

IG @MA_XII_

THE TRANSITION

Alie-Cox grew up playing both football and basketball, but his opportunities in high school came on the hardwood, not the gridiron. After transferring to Middleburg (Va.) Academy, a school that didn't field a football team, he excelled on the basketball court and accepted a scholarship to play at VCU. In college, he starred as a forward for the Rams and became an accomplished shot blocker, posting the second-most blocks in school history (255). His athletic, 6-5, 267-pound frame with a 7-1 wingspan also caught the attention of NFL scouts and even players like Jason Witten. "I always told myself if I ever had the chance to go play football again, I would probably take the opportunity to do it," Alie-Cox said



EMULATING MOSS

Alie-Cox was a football fanatic as a youngster. "I liked football more than basketball growing up as a kid. All I did was watch football. Me and my brothers played tackle football, one-on-one in the yard all the time," Alie-Cox said. He grew up idolizing his favorite player, wide receiver Randy Moss. Now as a pro tight end, Alie-Cox still tries to emulate Moss' game. "I like going over people, catching the ball, 'Mossin' people," said Alie-Cox.



SMART MAN

Alie-Cox credits his college basketball coach, Shaka Smart, with helping him develop as person and as an athlete. Smart pushed him to graduate with higher than a 3.0 GPA. Alie-Cox met this goal in only three years before completing a master's program. Smart also helped Alie-Cox in the toughness and confidence departments. "I was good, but I couldn't do it for long spurts," Alie-Cox said. "He really challenged me, and I think that's helped me getting to this point, being able to fight through fatigue and focused in on being mentally tough." Alie-Cox would have to scream at the top of his lungs every time he entered Coach Smart's office. "It was his way of instilling confidence in me. I'm not a person that talks, so we'd do little things like that."



NFL HIGHLIGHTS

CAREER

- Has played in 114 games (49 starts) and has tallied 117 receptions for 1,477 yards and 15 touchdowns. He has started one postseason contest and recorded four receptions for 32 yards.

2025 SEASON (COLTS)

- Has played in six games (two starts) and has registered three receptions for 44 yards.

2024 SEASON (COLTS)

- In 2024, he appeared in 17 games (13 starts) and recorded 12 receptions for 147 yards and one touchdown. In Week 5 at JAX, he tallied two receptions for 37 yards and one touchdown. In Week 6 at TEN, he registered four receptions for 41 yards.

2023 SEASON (COLTS)

- He played in all 17 games (seven starts) in 2023 and tallied 13 receptions for 161 yards and three touchdowns. In Week 4 vs. LAR, he caught a 35-yard touchdown reception. In Week 12 vs. TB, he hauled in one reception for 30 yards. In Week 14 at CIN, he caught one pass for a two-yard touchdown. In Week 15 vs. PIT, he tallied two receptions for 21 yards and one touchdown.

2022 SEASON (COLTS)

- In 2022, he appeared in all 17 games (11 starts) and recorded 19 receptions for 189 yards and three touchdowns. In Week 4 vs. Tennessee, he led the team in receiving with 85 yards on a single-game career-high six receptions with two touchdowns. He tied his single-game career high for touchdown receptions.

2021 SEASON (COLTS)

- Competed in all 17 games (seven starts) in 2021 and tallied 24 receptions for 316 yards and four touchdowns. In Week 4 at MIA, he recorded three receptions for 42 yards and a single-game career-high two touchdowns. He became the first Colts tight end to tally two receiving touchdowns in the same game since Week 2 of 2018.

2020 SEASON (COLTS)

- In 2020, he appeared in 15 games (six starts) and tallied 31 receptions for 394 yards and two touchdowns. In Week 2 vs. MIN, he recorded a then-career high in receiving yards (111) on five receptions. They were both game highs as well. In Week 3 vs. NYG, he recorded three receptions for 50 yards and one touchdown. Started one postseason contest and registered four receptions for 32 yards.

2019 SEASON (COLTS)

- Played in all 16 games (two starts) in 2019 and had eight receptions for 93 yards.

2018 SEASON (COLTS)

- In 2018, he saw action in nine games (one start) and had seven receptions for 133 yards and two touchdowns. Scored his first touchdown in Week 8 at OAK on a 26-yard reception. Appeared in two postseason games (one start) and helped the Colts rush for a postseason franchise record 200 yards during AFC Wild Card weekend.

2017 SEASON (COLTS)

- Spent 13 weeks on the Colts practice squad in 2017 after being signed by the team as an undrafted free agent.

COLLEGE

- Was a four-year standout on the Virginia Commonwealth University basketball team.
- Had not played football since his freshman year of high school, but his athleticism allowed him to make the transition to football similar to the paths of former Indianapolis tight ends Erik Swoope and Marcus Pollard, former San Diego Chargers tight end Antonio Gates and former New Orleans tight end Jimmy Graham.
- With the Rams, started 103-of-142 games and totaled 1,092 points, 663 rebounds, 87 steals, 112 assists and 255 blocks in 3,322 minutes.
- Connected on 57.4 percent from the field and

68.7 percent from the free throw line.

PERSONAL

- Attended Middleburg (Va.) Academy.
- Listed as the No. 9 basketball recruit in Virginia, according to Rivals.com.
- Averaged nearly 20 points and over 10 rebounds per game during his senior campaign at Middleburg and was named a First Team All-State selection.
- As a junior, led Middleburg Academy with 16 points, 12 rebounds and seven blocks per game and earned First Team All-State accolades.
- Participated in the NFL's My Cause My Cleats initiative and represented Kicking The Stigma (2021, 2023), Hands Up United (2020) and Dream Alive (2019).
- In 2020, he participated in a Colts' mobile pantry distribution and also attended a Marion County Juvenile Detention Center activation event.
- Completed an undergrad degree in criminal justice in three years and added a master's degree in criminal justice and homeland security at VCU.
- After football, he's considering going back to law school and pursuing a career with the United States Secret Service agency.
- A native of Alexandria, Va.

TRANSACTIONS

- Re-signed by the Colts as an unrestricted free agent on April 11, 2025.
- Re-signed by Indianapolis on May 3, 2021.
- Re-signed by the the Colts on December 30, 2019.
- Signed to the Indianapolis active roster from the practice squad on October 12, 2018.
- Signed to the Colts practice squad on October 5, 2018.
- Waived by Indianapolis on October 3, 2018.
- Signed to the Colts active roster from the practice squad on September 28, 2018.
- Signed to the Indianapolis practice squad on September 2, 2018.
- Waived by the Colts on September 1, 2018.
- Signed by Indianapolis to a reserve/future contract on January 1, 2018.
- Signed to the Colts practice squad on October 7, 2017.
- Waived by Indianapolis on August 11, 2017.
- Signed by the Colts as an undrafted free agent on April 20, 2017.

MO ALIE-COX'S - NFL REGULAR SEASON STATISTICS

DATE	TEAM	GP	GS	RECEIVING					RUSHING					
				NO.	YDS.	AVG.	LG	TD	NO.	YDS.	AVG.	LG	TD	
2017	Colts	0	0	0	0	0.0	0	0	0	0	0	0.0	0	0
2018	Colts	9	1	7	133	19.0	34	2	0	0	0.0	0	0	
2019	Colts	16	2	8	93	11.6	21	0	0	0	0.0	0	0	
2020	Colts	15	6	31	394	12.7	45	2	0	0	0.0	0	0	
2021	Colts	17	7	24	316	13.2	37	4	0	0	0.0	0	0	
2022	Colts	17	11	19	189	9.9	34	3	0	0	0.0	0	0	
2023	Colts	17	7	13	161	12.4	35t	3	0	0	0.0	0	0	
2024	Colts	17	13	12	147	12.3	22	1	0	0	0.0	0	0	
2025	Colts	6	2	3	44	14.7	20	0	0	0	0.0	0	0	
TOTALS		114	49	117	1,477	12.6	45	15	0	0	0.0	0	0	

MO ALIE-COX'S - NFL POSTSEASON STATISTICS

DATE	TEAM	GP	GS	RECEIVING					RUSHING				
				NO.	YDS.	AVG.	LG	TD	NO.	YDS.	AVG.	LG	TD
2018	Colts	2	1	0	0	0.0	0	0	0	0	0.0	0	0
2020	Colts	1	1	4	32	8.0	16	0	0	0	0.0	0	0
TOTALS		3	2	4	32	8.0	16	0	0	0	0.0	0	0

SINGLE-GAME HIGHS: RECEIVING

Receptions	6 vs. Tennessee Titans, Oct 02, 2022 5 vs. Minnesota Vikings, Sep 20, 2020 4 at Tennessee Titans, Oct 13, 2024	All-Purpose Yards	111 vs. Minnesota Vikings, Sep 20, 2020 85 vs. Tennessee Titans, Oct 02, 2022 50 at Baltimore Ravens, Oct 11, 2021 ...1 more at 50.
Receiving Yards	111 vs. Minnesota Vikings, Sep 20, 2020 85 vs. Tennessee Titans, Oct 02, 2022 50 at Baltimore Ravens, Oct 11, 2021 ...1 more at 50.	Special Teams Tackles	1 at New England Patriots, Dec 01, 2024 ...2 more at 1.
Receiving Average	22.2 vs. Minnesota Vikings, Sep 20, 2020 16.7 at Baltimore Ravens, Oct 11, 2021 ...1 more at 16.7.	Most TDs	2 vs. Tennessee Titans, Oct 02, 2022 ...1 more at 2.
Longest Receptions	45 vs. New York Jets, Sep 27, 2020 37 at Arizona Cardinals, Dec 25, 2021 35t vs. Los Angeles Rams, Oct 01, 2023	Miscellaneous Tackles	1 at Jacksonville Jaguars, Jan 09, 2022 ...4 more at 1.
Receiving TDs	2 vs. Tennessee Titans, Oct 02, 2022 ...1 more at 2.		

SINGLE-GAME HIGHS - POSTSEASON: RECEIVING

Receptions	4 at Buffalo Bills, Jan 09, 2021	Longest Receptions	16 at Buffalo Bills, Jan 09, 2021
Receiving Yards	32 at Buffalo Bills, Jan 09, 2021		6 at Buffalo Bills, Jan 09, 2021 ...1 more at 6.
Receiving Average	8.0 at Buffalo Bills, Jan 09, 2021	All-Purpose Yards	32 at Buffalo Bills, Jan 09, 2021

100-YARD RECEIVING GAMES (1): REGULAR SEASON

DATE	TEAM	NO.	YDS.	AVG.	LG	TD
09/20/20	VIKINGS	5	111	22.2	33	0

2017 GAME-BY-GAME REGULAR-SEASON STATISTICS (COLTS)

DATE	OPPONENT	P/S	RECEIVING				RUSHING				W/L	SCORE	
			NO.	YDS.	AVG.	LG	TD	NO.	YDS.	AVG.			LG
09/10	at Rams											L	9-46
09/17	Cardinals											L	13-16+
09/24	Browns											W	31-28
10/01	at Seahawks											L	18-46
10/08	49ers											W	26-23+
10/16	at Titans											L	22-36
10/22	Jaguars											L	0-27
11/05	at Texans											W	20-14
11/12	Steelers											L	17-20
11/26	Titans											L	16-20
12/03	at Jaguars											L	10-30
12/10	at Bills											L	7-13+
12/14	Broncos											L	13-25
12/23	at Ravens											L	16-23
12/31	Texans											W	22-13
2017 TOTALS	0-0		0	0	0.0	0	0	0	0	0.0	0	0	4-11

+ - Overtime

2018 GAME-BY-GAME REGULAR-SEASON STATISTICS (COLTS)

DATE	OPPONENT	P/S	RECEIVING				RUSHING				W/L	SCORE	
			NO.	YDS.	AVG.	LG	TD	NO.	YDS.	AVG.			LG
09/09	Bengals											L	23-34
09/16	at Redskins											W	21-9
09/23	at Eagles											L	16-20
09/30	Texans	P	1	17	17.0	17	0	0	0.0	0	0	L	34-37+
10/04	at Patriots											L	24-38
10/14	at Jets	P	1	34	34.0	34	0	0	0.0	0	0	L	34-42
10/21	Bills	P	1	7	7.0	7	0	0	0.0	0	0	W	37-5
10/28	at Raiders	P	1	26	26.0	26t	1	0	0.0	0	0	W	42-28
11/11	Jaguars	P	2	28	14.0	27	1	0	0.0	0	0	W	29-26
11/18	Titans	P	0	0	0.0	0	0	0	0.0	0	0	W	38-10
11/25	Dolphins											W	27-24
12/02	at Jaguars											L	0-6
12/09	at Texans											W	24-21
12/16	Cowboys	P	0	0	0.0	0	0	0	0.0	0	0	W	23-0
12/23	Giants	S	0	0	0.0	0	0	0	0.0	0	0	W	28-27
12/30	at Titans	P	1	21	21.0	21	0	0	0.0	0	0	W	33-17
2018 TOTALS	9-1		7	133	19.0	34	2	0	0	0.0	0	0	10-6

+ - Overtime

2019 GAME-BY-GAME REGULAR-SEASON STATISTICS (COLTS)

DATE	OPPONENT	P/S	RECEIVING				RUSHING				W/L	SCORE	
			NO.	YDS.	AVG.	LG	TD	NO.	YDS.	AVG.			LG
09/08	at Chargers	P	1	3	3.0	3	0	0	0.0	0	0	L	24-30+
09/15	at Titans	P	0	0	0.0	0	0	0	0.0	0	0	W	19-17
09/22	Falcons	P	2	25	12.5	16	0	0	0.0	0	0	W	27-24
09/29	Raiders	S	0	0	0.0	0	0	0	0.0	0	0	W	24-31
10/06	at Chiefs	P	1	10	10.0	10	0	0	0.0	0	0	W	19-13
10/20	Texans	P	0	0	0.0	0	0	0	0.0	0	0	W	30-23
10/27	Broncos	P	0	0	0.0	0	0	0	0.0	0	0	W	15-13
11/03	at Steelers	P	1	11	11.0	11	0	0	0.0	0	0	L	24-26
11/10	Dolphins	P	0	0	0.0	0	0	0	0.0	0	0	L	12-16
11/17	Jaguars	P	0	0	0.0	0	0	0	0.0	0	0	W	33-13
11/21	at Texans	P	0	0	0.0	0	0	0	0.0	0	0	L	17-20
12/01	Titans	P	0	0	0.0	0	0	0	0.0	0	0	L	17-31
12/08	at Buccaneers	P	1	8	8.0	8	0	0	0.0	0	0	L	35-38
12/16	at Saints	S	0	0	0.0	0	0	0	0.0	0	0	L	7-34
12/22	Panthers	P	1	21	21.0	21	0	0	0.0	0	0	W	38-6
12/29	at Jaguars	P	1	15	15.0	15	0	0	0.0	0	0	L	20-38
2019 TOTALS	16-2		8	93	11.6	21	0	0	0	0.0	0	0	7-9

+ - Overtime

2020 GAME-BY-GAME REGULAR-SEASON STATISTICS (COLTS)

DATE	OPPONENT	P/S	RECEIVING					RUSHING					W/L	SCORE
			NO.	YDS.	AVG.	LG	TD	NO.	YDS.	AVG.	LG	TD		
09/13	at Jaguars	P	2	20	10.0	13	0	0	0	0.0	0	0	L	20-27
09/20	Vikings	S	5	111	22.2	33	0	0	0	0.0	0	0	W	28-11
09/27	Jets	P	3	50	16.7	45	1	0	0	0.0	0	0	W	36-7
10/04	at Bears	S	1	13	13.0	13t	1	0	0	0.0	0	0	W	19-11
10/11	at Browns	P	0	0	0.0	0	0	0	0	0.0	0	0	L	23-32
10/18	Bengals												W	31-27
11/01	at Lions	P	3	37	12.3	15	0	0	0	0.0	0	0	W	41-21
11/08	Ravens	P	3	43	14.3	21	0	0	0	0.0	0	0	L	10-24
11/12	at Titans	P	3	19	6.3	11	0	0	0	0.0	0	0	W	34-17
11/22	Packers	S	2	16	8.0	8	0	0	0	0.0	0	0	W	34-31+
11/29	Titans	P	2	19	9.5	11	0	0	0	0.0	0	0	L	26-45
12/06	at Texans	S	3	23	7.7	17	0	0	0	0.0	0	0	W	26-20
12/13	at Raiders	S	1	9	9.0	9	0	0	0	0.0	0	0	W	44-27
12/20	Texans	S	2	14	7.0	10	0	0	0	0.0	0	0	W	27-20
12/27	at Steelers	P	1	20	20.0	20	0	0	0	0.0	0	0	L	24-28
01/03	Jaguars	P	0	0	0.0	0	0	0	0	0.0	0	0	W	28-14
2020 TOTALS		15-6	31	394	12.7	45	2	0	0	0.0	0	0	11-5	

+ - Overtime

2021 GAME-BY-GAME REGULAR-SEASON STATISTICS (COLTS)

DATE	OPPONENT	P/S	RECEIVING					RUSHING					W/L	SCORE
			NO.	YDS.	AVG.	LG	TD	NO.	YDS.	AVG.	LG	TD		
09/12	Seahawks	P	0	0	0.0	0	0	0	0	0.0	0	0	L	16-28
09/19	Rams	P	1	18	18.0	18	0	0	0	0.0	0	0	L	24-27
09/26	at Titans	P	2	14	7.0	11	0	0	0	0.0	0	0	L	16-25
10/03	at Dolphins	S	3	42	14.0	28	2	0	0	0.0	0	0	W	27-17
10/11	at Ravens	S	3	50	16.7	24	0	0	0	0.0	0	0	L	25-31+
10/17	Texans	P	1	28	28.0	28t	1	0	0	0.0	0	0	W	31-3
10/24	at 49ers	S	3	25	8.3	11t	1	0	0	0.0	0	0	W	30-18
10/31	Titans	P	0	0	0.0	0	0	0	0	0.0	0	0	L	31-34+
11/04	Jets	P	1	28	28.0	28	0	0	0	0.0	0	0	W	45-30
11/14	Jaguars	S	1	6	6.0	6	0	0	0	0.0	0	0	W	23-17
11/21	at Bills	P	0	0	0.0	0	0	0	0	0.0	0	0	W	41-15
11/28	Buccaneers	S	1	8	8.0	8	0	0	0	0.0	0	0	L	31-38
12/05	at Texans	S	1	0	0.0	0	0	0	0	0.0	0	0	W	31-0
12/18	Patriots	S	0	0	0.0	0	0	0	0	0.0	0	0	W	27-17
12/25	at Cardinals	P	2	42	21.0	37	0	0	0	0.0	0	0	W	22-16
01/02	Raiders	P	3	28	9.3	17	0	0	0	0.0	0	0	L	20-23
01/09	at Jaguars	P	2	27	13.5	18	0	0	0	0.0	0	0	L	11-26
2021 TOTALS		17-7	24	316	13.2	37	4	0	0	0.0	0	0	9-8	

+ - Overtime

2022 GAME-BY-GAME REGULAR-SEASON STATISTICS (COLTS)

DATE	OPPONENT	P/S	RECEIVING					RUSHING					TD	W/L/T	SCORE
			NO.	YDS.	AVG.	LG	TD	NO.	YDS.	AVG.	LG	TD			
09/11	at Texans	S	2	26	13.0	13	0	0	0	0.0	0	0	0	T	20-20
09/18	at Jaguars	P	1	9	9.0	9	0	0	0	0.0	0	0	0	L	0-24
09/25	Chiefs	P	1	9	9.0	9	0	0	0	0.0	0	0	0	W	20-17
10/02	Titans	S	6	85	14.2	34	2	0	0	0.0	0	0	0	L	17-24
10/06	at Broncos	S	1	7	7.0	7	0	0	0	0.0	0	0	0	W	12-9+
10/16	Jaguars	P	0	0	0.0	0	0	0	0	0.0	0	0	0	W	34-27
10/23	at Titans	S	0	0	0.0	0	0	0	0	0.0	0	0	0	L	10-19
10/30	Commanders	S	0	0	0.0	0	0	0	0	0.0	0	0	0	L	16-17
11/06	at Patriots	S	2	13	6.5	8	0	0	0	0.0	0	0	0	L	3-26
11/13	at Raiders	S	0	0	0.0	0	0	0	0	0.0	0	0	0	W	25-20
11/20	Eagles	S	1	14	14.0	14	0	0	0	0.0	0	0	0	L	16-17
11/28	Steelers	S	2	14	7.0	11	0	0	0	0.0	0	0	0	L	17-24
12/04	at Cowboys	P	1	6	6.0	6	0	0	0	0.0	0	0	0	L	19-54
12/17	at Vikings	P	0	0	0.0	0	0	0	0	0.0	0	0	0	L	36-39+
12/26	Chargers	P	1	2	2.0	2	0	0	0	0.0	0	0	0	L	3-20
01/01	at Giants	S	0	0	0.0	0	0	0	0	0.0	0	0	0	L	10-38
01/08	Texans	S	1	4	4.0	4t	1	0	0	0.0	0	0	0	L	31-32
2022 TOTALS		17-11	19	189	9.9	34	3	0	0	0.0	0	0	0	4-12-1	

+ - Overtime

2023 GAME-BY-GAME REGULAR-SEASON STATISTICS (COLTS)

DATE	OPPONENT	P/S	RECEIVING					RUSHING					TD	W/L	SCORE
			NO.	YDS.	AVG.	LG	TD	NO.	YDS.	AVG.	LG	TD			
09/10	Jaguars	P	0	0	0.0	0	0	0	0	0.0	0	0	0	L	21-31
09/17	at Texans	S	1	15	15.0	15	0	0	0	0.0	0	0	0	W	31-20
09/24	at Ravens	S	0	0	0.0	0	0	0	0	0.0	0	0	0	W	22-19+
10/01	Rams	S	1	35	35.0	35t	1	0	0	0.0	0	0	0	L	23-29+
10/08	Titans	P	1	17	17.0	17	0	0	0	0.0	0	0	0	W	23-16
10/15	at Jaguars	P	0	0	0.0	0	0	0	0	0.0	0	0	0	L	20-37
10/22	Browns	P	1	-6	-6.0	-6	0	0	0	0.0	0	0	0	L	38-39
10/29	Saints	P	1	11	11.0	11	0	0	0	0.0	0	0	0	L	27-38
11/05	at Panthers	P	0	0	0.0	0	0	0	0	0.0	0	0	0	W	27-13
11/12	at Patriots	S	0	0	0.0	0	0	0	0	0.0	0	0	0	W	10-6
11/26	Buccaneers	P	1	30	30.0	30	0	0	0	0.0	0	0	0	W	27-20
12/03	at Titans	P	0	0	0.0	0	0	0	0	0.0	0	0	0	W	31-28+
12/10	at Bengals	P	1	2	2.0	2t	1	0	0	0.0	0	0	0	L	14-34
12/16	Steelers	S	2	21	10.5	18t	1	0	0	0.0	0	0	0	W	30-13
12/24	at Falcons	P	0	0	0.0	0	0	0	0	0.0	0	0	0	L	10-29
12/31	Raiders	S	2	18	9.0	14	0	0	0	0.0	0	0	0	W	23-20
01/06	Texans	S	2	18	9.0	12	0	0	0	0.0	0	0	0	L	19-23
2023 TOTALS		17-7	13	161	12.4	35T	3	0	0	0.0	0	0	0	9-8	

+ - Overtime

2024 GAME-BY-GAME REGULAR-SEASON STATISTICS (COLTS)

DATE	OPPONENT	P/S	RECEIVING					RUSHING					W/L	SCORE
			NO.	YDS.	AVG.	LG	TD	NO.	YDS.	AVG.	LG	TD		
09/08	Texans	S	0	0	0.0	0	0	0	0	0.0	0	0	L	27-29
09/15	at Packers	P	1	22	22.0	22	0	0	0	0.0	0	0	L	10-16
09/22	Bears	S	0	0	0.0	0	0	0	0	0.0	0	0	W	21-16
09/29	Steelers	S	0	0	0.0	0	0	0	0	0.0	0	0	W	27-24
10/06	at Jaguars	S	2	37	18.5	19	1	0	0	0.0	0	0	L	34-37
10/13	at Titans	P	4	41	10.3	22	0	0	0	0.0	0	0	W	20-17
10/20	Dolphins	S	0	0	0.0	0	0	0	0	0.0	0	0	W	16-10
10/27	at Texans	S	0	0	0.0	0	0	0	0	0.0	0	0	L	20-23
11/03	at Vikings	S	0	0	0.0	0	0	0	0	0.0	0	0	L	13-21
11/10	Bills	S	0	0	0.0	0	0	0	0	0.0	0	0	L	20-30
11/17	at Jets	S	2	17	8.5	12	0	0	0	0.0	0	0	W	28-27
11/24	Lions	S	0	0	0.0	0	0	0	0	0.0	0	0	L	6-24
12/01	at Patriots	S	2	15	7.5	11	0	0	0	0.0	0	0	W	25-24
12/15	at Broncos	P	0	0	0.0	0	0	0	0	0.0	0	0	L	13-31
12/22	Titans	S	1	15	15.0	15	0	0	0	0.0	0	0	W	38-30
12/29	at Giants	S	0	0	0.0	0	0	0	0	0.0	0	0	L	33-45
01/05	Jaguars	P	0	0	0.0	0	0	0	0	0.0	0	0	W	26-23+
2024 TOTALS		17-13	12	147	12.3	22	1	0	0	0.0	0	0	8-9	

+ - Overtime

2025 GAME-BY-GAME REGULAR-SEASON STATISTICS (COLTS)

DATE	OPPONENT	P/S	RECEIVING					RUSHING					W/L	SCORE
			NO.	YDS.	AVG.	LG	TD	NO.	YDS.	AVG.	LG	TD		
09/07	Dolphins	S	1	20	20.0	20	0	0	0	0.0	0	0	W	33-8
09/14	Broncos	P	1	8	8.0	8	0	0	0	0.0	0	0	W	29-28
09/21	at Titans	P	0	0	0.0	0	0	0	0	0.0	0	0	W	41-20
09/28	at Rams	P	0	0	0.0	0	0	0	0	0.0	0	0	L	20-27
10/05	Raiders	P	0	0	0.0	0	0	0	0	0.0	0	0	W	40-6
10/12	Cardinals	S	1	16	16.0	16	0	0	0	0.0	0	0	W	31-27
2025 TOTALS		6-2	3	44	14.7	20	0	0	0	0.0	0	0	5-1	

2018 GAME-BY-GAME POSTSEASON STATISTICS (COLTS)

DATE	OPPONENT	P/S	RECEIVING					RUSHING					W/L	SCORE
			NO.	YDS.	AVG.	LG	TD	NO.	YDS.	AVG.	LG	TD		
01/05	at Texans	P	0	0	0.0	0	0	0	0	0.0	0	0	W	21-7
01/12	at Chiefs	S	0	0	0.0	0	0	0	0	0.0	0	0	L	13-31
2018 TOTALS		2-1	0	0	0.0	0	0	0	0	0.0	0	0	1-1	

2020 GAME-BY-GAME POSTSEASON STATISTICS (COLTS)

DATE	OPPONENT	P/S	RECEIVING					RUSHING					W/L	SCORE
			NO.	YDS.	AVG.	LG	TD	NO.	YDS.	AVG.	LG	TD		
01/09	at Bills	S	4	32	8.0	16	0	0	0	0.0	0	0	L	24-27
2020 TOTALS		1-1	4	32	8.0	16	0	0	0	0.0	0	0	0-1	

MICHAEL BADGLEY

KICKER

12

5-10 188 LBS

NFL EXP: 8

(2ND YEAR WITH THE COLTS)

BORN: 7/28/95



**COLLEGE:
MIAMI**

4TH-AND-SHORT

- In his first seven seasons, he played in 64 games in his time with the Detroit Lions (2022-24), Tennessee Titans (2021, 2023), Washington Commanders (2023), Chicago Bears (2022), Colts (2018, 2021) and Los Angeles Chargers (2018-21) and converted 98-of-119 field goals and 168-of-175 extra points for 462 total points. Also appeared in five postseason contests and connected on eight-of-nine field goals and 13 extra points for 37 total points.
- Played in 49 games at the University of Miami (2014-17) as a kicker and kickoff specialist. Converted 77-of-97 field goals (79.4 percent) and 172 PATs for 403 career points. Also handled kickoff duties and registered 92 touchbacks on 190 attempts.
- A native of Summit, N.J.



Signed by the Colts as a free agent on October 7, 2025.

 @MIKEBADGLEY15

 @MICHAELBADGLEY1

NFL HIGHLIGHTS

CAREER

- Has played in 65 career games in his time with the Colts (2018, 2021, 2025) Detroit Lions (2022-24), Tennessee Titans (2021, 2023), Washington Commanders (2023), Chicago Bears (2022) and Los Angeles Chargers (2018-21) and has converted 99-of-120 field goals and 172-of-179 extra points for 469 total points. Has also appeared in five postseason contests and has connected on eight-of-nine field goals and 13 extra points for 37 total points.

2025 SEASON (COLTS)

- Has appeared in one game and has converted one field goal and 4-of-4 extra points for seven total points.

2023 SEASON (LIONS)

- Saw action in four games and converted 4-of-4 field goals (100 percent) and 13-of-15 extra points (86.7 percent) for 25 points. Also appeared in three postseason games and converted 3-of-3 field goals (100 percent) and 11-of-11 extra points (100 percent) for 20 points.

2022 SEASON (BEARS/LIONS)

- Played in 13 total games for Chicago and Detroit and converted 24-of-28 field goals (85.7 percent) and 33-of-33 extra points (100 percent) for 105 points.

2021 SEASON (TITANS/COLTS)

- Appeared in 13 total games with Tennessee and Indianapolis and converted 18-of-22 field goals (81.8 percent) and 40-of-41 extra points (97.6) for 94 points.

2020 SEASON (CHARGERS)

- Saw action in all 16 games and converted 24-of-33 field goals (72.7 percent) and 36-of-39 extra points (92.3 percent) for a single-season career-high 108 total points.

2019 SEASON (CHARGERS)

- Competed in eight games and converted 13-of-16 field goals (81.3 percent) and 19-of-19 extra points (100 percent). Also contributed one touchback on a kickoff.

2018 SEASON (COLTS/CHARGERS)

- Saw action in 10 games with Los Angeles and converted 15-of-16 field goals (93.8 percent) and 27-of-28 extra points (96.4 percent). He also added nine touchbacks on kickoffs. Spent training camp and the offseason program with Indianapolis before being waived during final cuts.
- In Week 14 vs. Cincinnati, he was named AFC Special Teams Player of the Week after he converted four field goals, which included a franchise-record 59-yarder.
- Competed in two postseason contests and converted 5-of-6 field goals (83.3 percent) and 2-of-2 extra points.

COLLEGE

- Played in 49 career games at the University of Miami (2014-17) as a kicker and kickoff specialist.
- Converted 77-of-97 field goals (79.4 percent) and 172 PATs for 403 career points. Also handled kickoff duties and registered 92 touchbacks on 190 attempts.
- Finished his Hurricane career with the most field goals and most points scored in program history.
- In 2017, garnered First Team All-ACC honors and was named a semifinalist for the Lou Groza Award after connecting on 17-of-23 field goals (73.9 percent) and 45 PATs for 96 points.
- Earned Third Team All-ACC (Coaches) and Honorable Mention All-ACC (ACSMAs) honors in 2016 after making 21-of-26 field goals (80.8 percent) and a single-season career-high 53 PATs for a single-season career-high 116 points.
- In 2015, named a Third Team All-ACC (Coaches) and Honorable Mention All-ACC (ACSMAs) selection after converting 25-of-30 field goals (83.3 percent) and 40 PATs for 115 points.
- As a true freshman in 2014, converted 14-of-18 field goals (77.8 percent) and 34 PATs for 76 points.

PERSONAL

- Spent time at Summit (N.J.) Senior High School and Fork Union (Va.) Military Academy (FUMA) before coming to Miami.
- Rated as the No. 1 kicker in the county by *247sports.com*.
- Made the Dean's List and converted a 58-yard field goal while at FUMA.
- Also played hockey and lacrosse in high school.
- His brother, Peter, played lacrosse at Providence College.
- Majored in public relations.
- In 2019, he participated in the NFL's My Cause My Cleats initiative and represented The Brooke Healey Foundation to raise awareness for Diffuse Intrinsic Pontine Glioma.
- A native of Summit, N.J.

TRANSACTIONS

- Signed by the Colts as a free agent on October 7, 2025.
- Signed to the Detroit Lions active roster from the practice squad on December 29, 2023.
- Signed to the Lions practice squad on December 25, 2023.
- Signed to the Detroit active roster on December 23, 2023.
- Signed to the Lions practice squad on December 17, 2023.

- Signed to the Detroit active roster from the practice squad on December 16, 2023.
- Signed to the Lions practice squad on August 30, 2023.
- Released by the Tennessee Titans on August 27, 2023.
- Signed by the Titans as a free agent on August 22, 2023.
- Released by the Washington Commanders on August 20, 2023.
- Signed by the Commanders as a free agent on July 25, 2023.
- Released by the Lions on July 20, 2023.
- Re-signed by Detroit as an unrestricted free agent on March 17, 2023.
- Signed to the Detroit active roster from the practice squad on October 29, 2022.
- Signed to the Lions practice squad on October 24, 2022.
- Signed to the Detroit active roster from the practice squad on October 22, 2022.
- Signed to the Lions practice squad on October 10, 2022.
- Signed to the Detroit active roster from the practice squad on October 8, 2022.
- Signed to the Lions practice squad on October 5, 2022.
- Released from the Chicago Bears practice squad on October 4, 2022.
- Signed to the Bears practice squad on October 3, 2022.
- Signed to the Chicago active roster from the

- practice squad on October 1, 2022.
- Signed to the Bears practice squad on October 1, 2022.
- Signed to the Indianapolis active roster from the practice squad on October 19, 2021.
- Signed to the Colts practice squad on October 18, 2021.
- Signed to the Indianapolis active roster from the practice squad on October 16, 2021.
- Signed to the Colts practice squad on October 14, 2021.
- Released by the Tennessee Titans on September 13, 2021.
- Signed to the Tennessee active roster from the practice squad on September 11, 2021.
- Signed to the Titans practice squad on September 10, 2021.
- Released by the Los Angeles Chargers on August 31, 2021.
- Re-signed by the Chargers as an unrestricted free agent on March 17, 2021.
- Signed to the Los Angeles Chargers active roster from the practice squad on November 5, 2018.
- Signed to the Chargers practice squad on November 1, 2018.
- Waived by the Los Angeles Chargers on October 30, 2018.
- Signed by the Chargers as a free agent on October 11, 2018.
- Waived by Indianapolis on September 1, 2018.
- Signed by the Colts as an undrafted free agent on May 1, 2018.

MICHAEL BADGLEY'S - NFL REGULAR SEASON STATISTICS

DATE	TEAM	GP	FGM	FGA	PCT.	LG	XP	XPA	PCT.	BLK	PTS
2018	Chargers	10	15	16	93.8	59	27	28	96.4	0	72
2019	Chargers	8	13	16	81.3	49	19	19	100.0	0	58
2020	Chargers	16	24	33	72.7	53	36	39	92.3	1	108
2021	Titans	1	0	1	0.0	0	1	2	50.0	0	1
Went from Tennessee to Indianapolis .											
2021	Colts	12	18	21	85.7	46	39	39	100.0	0	93
2021	TOTAL	13	18	22	81.8	46	40	41	97.6	0	94
2022	Bears	1	4	4	100.0	40	0	0	0.0	0	12
Went from Chicago to Detroit .											
2022	Lions	12	20	24	83.3	53	33	33	100.0	0	93
2022	TOTAL	13	24	28	85.7	53	33	33	100.0	0	105
2023	Lions	4	4	4	100.0	41	13	15	86.7	0	25
2024	Lions	0	0	0	0.0	0	0	0	0.0	0	0
2025	Colts	1	1	1	100.0	45	4	4	100.0	0	7
TOTALS		65	99	120	82.5	59	172	179	96.1	1	469

MICHAEL BADGLEY'S - NFL POSTSEASON STATISTICS

DATE	TEAM	GP	FGM	FGA	PCT.	LG	XP	XPA	PCT.	BLK	PTS
2018	Chargers	2	5	6	83.3	53	2	2	100.0	1	17
2023	Lions	3	3	3	100.0	54	11	11	100.0	0	20
2024	Lions	0	0	0	0.0	0	0	0	0.0	0	0
TOTALS		5	8	9	88.9	54	13	13	100.0	1	37

MICHAEL BADGLEY'S - NFL REGULAR SEASON STATISTICS

DATE	TEAM	1-19	PCT.	20-29	PCT.	30-39	PCT.	40-49	PCT.	50+	PCT.
2018	Chargers	0-0	0.0	4-4	100.0	5-5	100.0	5-5	100.0	1-2	50.0
2019	Chargers	0-0	0.0	5-5	100.0	2-2	100.0	6-8	75.0	0-1	0.0
2020	Chargers	0-0	0.0	8-8	100.0	6-6	100.0	8-13	61.5	2-6	33.3
2021	Titans	0-0	0.0	0-0	0.0	0-0	0.0	0-1	0.0	0-0	0.0
Went from Tennessee to Indianapolis .											
2021	Colts	0-0	0.0	4-4	100.0	6-7	85.7	8-9	88.9	0-1	0.0
2021	TOTAL	0-0	0.0	4-4	100.0	6-7	85.7	8-10	80.0	0-1	0.0
2022	Bears	0-0	0.0	2-2	100.0	1-1	100.0	1-1	100.0	0-0	0.0
Went from Chicago to Detroit .											
2022	Lions	0-0	0.0	4-5	80.0	6-6	100.0	8-10	80.0	2-3	66.7
2022	TOTAL	0-0	0.0	6-7	85.7	7-7	100.0	9-11	81.8	2-3	66.7
2023	Lions	0-0	0.0	0-0	0.0	3-3	100.0	1-1	100.0	0-0	0.0
2024	Lions	0-0	0.0	0-0	0.0	0-0	0.0	0-0	0.0	0-0	0.0
2025	Colts	0-0	0.0	0-0	0.0	0-0	0.0	1-1	100.0	0-0	0.0
TOTALS		0-0	0.0	27-28	96.4	29-30	96.7	38-49	77.6	5-13	38.5

MICHAEL BADGLEY'S - NFL POSTSEASON STATISTICS

DATE	TEAM	1-19	PCT.	20-29	PCT.	30-39	PCT.	40-49	PCT.	50+	PCT.
2018	Chargers	0-0	0.0	1-1	100.0	1-1	100.0	2-3	66.7	1-1	100.0
2023	Lions	0-0	0.0	2-2	100.0	0-0	0.0	0-0	0.0	1-1	100.0
2024	Lions	0-0	0.0	0-0	0.0	0-0	0.0	0-0	0.0	0-0	0.0
TOTALS		0-0	0.0	3-3	100.0	1-1	100.0	2-3	66.7	2-2	100.0

SINGLE-GAME HIGHS: KICKER

Field Goals Made	4 vs. Jacksonville Jaguars, Dec 04, 2022 ...4 more at 4.	Points	16 vs. Jacksonville Jaguars, Dec 04, 2022 14 vs. Green Bay Packers, Nov 03, 2019 ...1 more at 14.
Field Goal Attempts	5 vs. Green Bay Packers, Nov 03, 2019 4 vs. Jacksonville Jaguars, Dec 04, 2022 ...5 more at 4.	Special Teams Tackles	1 at Kansas City Chiefs, Dec 13, 2018 ...1 more at 1.
Longest Field Goals Made	59 vs. Cincinnati Bengals, Dec 09, 2018 53 at Dallas Cowboys, Oct 23, 2022 ...1 more at 53.	Kickoff Average	63.4 at Cleveland Browns, Oct 14, 2018 63.0 at Oakland Raiders, Nov 11, 2018 62.3 vs. Green Bay Packers, Nov 03, 2019
Longest Field Goal Attempts	59 vs. Cincinnati Bengals, Dec 09, 2018 58 vs. New England Patriots, Dec 06, 2020 55 at Denver Broncos, Dec 01, 2019	Extra Point Attempt Percentage	100.0 vs. Denver Broncos, Dec 16, 2023 ...6 more at 100.0.
PATs Made	6 vs. Denver Broncos, Dec 16, 2023 ...3 more at 6.	Field Goal Percentage	100.0 vs. Jacksonville Jaguars, Dec 04, 2022 ...3 more at 100.0.
PAT Attempts	6 vs. Denver Broncos, Dec 16, 2023 ...3 more at 6.	Touchbacks	2 vs. Arizona Cardinals, Sep 12, 2021 ...4 more at 2.

SINGLE-GAME HIGHS - POSTSEASON: KICKER

Field Goals Made	5 at Baltimore Ravens, Jan 06, 2019 1 at San Francisco 49ers, Jan 28, 2024 ...2 more at 1.	PAT Attempts	4 at San Francisco 49ers, Jan 28, 2024 ...1 more at 4.
Field Goal Attempts	6 at Baltimore Ravens, Jan 06, 2019 1 at San Francisco 49ers, Jan 28, 2024 ...2 more at 1.	Points	15 at Baltimore Ravens, Jan 06, 2019 7 at San Francisco 49ers, Jan 28, 2024 ...1 more at 7.
Longest Field Goals Made	54 vs. Los Angeles Rams, Jan 14, 2024 53 at Baltimore Ravens, Jan 06, 2019 23 vs. Tampa Bay Buccaneers, Jan 21, 2024	Kickoff Average	59.3 at Baltimore Ravens, Jan 06, 2019
Longest Field Goal Attempts	54 vs. Los Angeles Rams, Jan 14, 2024 53 at Baltimore Ravens, Jan 06, 2019 47 at Baltimore Ravens, Jan 06, 2019	Field Goal Percentage	100.0 at Baltimore Ravens, Jan 06, 2019
PATs Made	4 at San Francisco 49ers, Jan 28, 2024 ...1 more at 4.		

MICHAEL BADGLEY

KICKER

12

2018 GAME-BY-GAME REGULAR-SEASON STATISTICS (CHARGERS)

DATE	OPPONENT	P	FIELD GOALS				EXTRA POINTS				PTS	W/L	SCORE
			FGM	FGA	PCT	LG	XP	XPA	PCT	BLK			
10/14	at Browns	P	1	1	100.0	44	5	5	100.0	0	8	W	38-14
10/21	Titans	P	2	2	100.0	29	2	2	100.0	0	8	W	20-19
11/04	at Seahawks						DID NOT PLAY					W	25-17
11/11	at Raiders	P	2	2	100.0	41	2	2	100.0	0	8	W	20-6
11/18	Broncos	P	3	3	100.0	46	1	2	50.0	0	10	L	22-23
11/25	Cardinals	P	1	1	100.0	31	6	6	100.0	0	9	W	45-10
12/02	at Steelers	P	1	2	50.0	29	2	2	100.0	0	5	W	33-30
12/09	Bengals	P	4	4	100.0	59	2	2	100.0	0	14	W	26-21
12/13	at Chiefs	P	0	0	0.0	0	3	3	100.0	0	3	W	29-28
12/22	Ravens	P	1	1	100.0	38	1	1	100.0	0	4	L	10-22
12/30	at Broncos	P	0	0	0.0	0	3	3	100.0	0	3	W	23-9
2018 TOTALS			10	15	16	93.8	59	27	28	96.4	0	72	9-2

2019 GAME-BY-GAME REGULAR-SEASON STATISTICS (CHARGERS)

DATE	OPPONENT	P	FIELD GOALS				EXTRA POINTS				PTS	W/L	SCORE
			FGM	FGA	PCT	LG	XP	XPA	PCT	BLK			
09/08	Colts						ON INACTIVE LIST					W	30-24+
09/15	at Lions						INACTIVE					L	10-13
09/22	Texans						INACTIVE					L	20-27
09/29	at Dolphins						INACTIVE					W	30-10
10/06	Broncos						INACTIVE					L	13-20
10/13	Steelers						INACTIVE					L	17-24
10/20	at Titans						INACTIVE					L	20-23
10/27	at Bears						INACTIVE					W	17-16
11/03	Packers	P	4	5	80.0	43	2	2	100.0	0	14	W	26-11
11/07	at Raiders	P	1	1	100.0	27	3	3	100.0	0	6	L	24-26
11/18	Chiefs	P	3	4	75.0	49	0	0	0.0	0	9	L	17-24
12/01	at Broncos	P	2	3	66.7	46	2	2	100.0	0	8	L	20-23
12/08	at Jaguars	P	1	1	100.0	40	6	6	100.0	0	9	W	45-10
12/15	Vikings	P	1	1	100.0	41	1	1	100.0	0	4	L	10-39
12/22	Raiders	P	1	1	100.0	27	2	2	100.0	0	5	L	17-24
12/29	at Chiefs	P	0	0	0.0	0	3	3	100.0	0	3	L	21-31
2019 TOTALS			8	13	16	81.3	49	19	19	100.0	0	58	5-11

+ - Overtime

2020 GAME-BY-GAME REGULAR-SEASON STATISTICS (CHARGERS)

DATE	OPPONENT	P	FIELD GOALS				EXTRA POINTS				PTS	W/L	SCORE
			FGM	FGA	PCT	LG	XP	XPA	PCT	BLK			
09/13	at Bengals	P	3	4	75.0	43	1	1	100.0	0	10	W	16-13
09/20	Chiefs	P	2	2	100.0	41	2	2	100.0	0	8	L	20-23+
09/27	Panthers	P	1	1	100.0	41	1	1	100.0	0	4	L	16-21
10/04	at Buccaneers	P	1	2	50.0	53	4	4	100.0	0	7	L	31-38
10/12	at Saints	P	0	1	0.0	0	3	4	75.0	0	3	L	27-30+
10/25	Jaguars	P	2	3	66.7	35	3	4	75.0	0	9	W	39-29
11/01	at Broncos	P	3	3	100.0	52	3	3	100.0	0	12	L	30-31
11/08	Raiders	P	2	3	66.7	45	2	2	100.0	0	8	L	26-31
11/15	at Dolphins	P	0	0	0.0	0	3	3	100.0	0	3	L	21-29
11/22	Jets	P	2	2	100.0	44	4	4	100.0	0	10	W	34-28
11/29	at Bills	P	1	1	100.0	27	0	1	0.0	0	3	L	17-27
12/06	Patriots	P	0	2	0.0	0	0	0	0.0	0	0	L	0-45
12/13	Falcons	P	2	2	100.0	43	2	2	100.0	0	8	W	20-17
12/17	at Raiders	P	1	3	33.3	22	3	3	100.0	0	6	W	30-27+
12/27	Broncos	P	4	4	100.0	43	1	1	100.0	0	13	W	19-16
01/03	at Chiefs	P	0	0	0.0	0	4	4	100.0	0	4	W	38-21
2020 TOTALS			16	24	33	72.7	53	36	39	92.3	0	108	7-9

+ - Overtime

MICHAEL BADGLEY

KICKER

12

2021 GAME-BY-GAME REGULAR-SEASON STATISTICS (TITANS/COLTS)

DATE	OPPONENT	P	FIELD GOALS				EXTRA POINTS				PTS	W/L	SCORE
			FGM	FGA	PCT	LG	XP	XPA	PCT	BLK			
09/12	Cardinals	P	0	1	0.0	0	1	2	50.0	0	1	L	13-38
Went from Titans to Colts.													
09/19	Rams											L	24-27
09/26	at Titans											L	16-25
10/03	at Dolphins											W	27-17
10/11	at Ravens											L	25-31+
10/17	Texans	P	1	1	100.0	41	4	4	100.0	0	7	W	31-3
10/24	at 49ers	P	1	1	100.0	42	3	3	100.0	0	6	W	30-18
10/31	Titans	P	1	1	100.0	34	4	4	100.0	0	7	L	31-34+
11/04	Jets	P	1	1	100.0	39	6	6	100.0	0	9	W	45-30
11/14	Jaguars	P	3	3	100.0	37	2	2	100.0	0	11	W	23-17
11/21	at Bills	P	2	2	100.0	36	5	5	100.0	0	11	W	41-15
11/28	Buccaneers	P	1	1	100.0	45	4	4	100.0	0	7	L	31-38
12/05	at Texans	P	1	2	50.0	23	4	4	100.0	0	7	W	31-0
12/18	Patriots	P	2	3	66.7	41	3	3	100.0	0	9	W	27-17
12/25	at Cardinals	P	2	3	66.7	41	2	2	100.0	0	8	W	22-16
01/02	Raiders	P	2	2	100.0	46	2	2	100.0	0	8	L	20-23
01/09	at Jaguars	P	1	1	100.0	41	0	0	0.0	0	3	L	11-26
2021 TOTALS	13		18	22	81.8	46	40	41	97.6	0	94	9-8	

+ - Overtime

2022 GAME-BY-GAME REGULAR-SEASON STATISTICS (BEARS/LIONS)

DATE	OPPONENT	P	FIELD GOALS				EXTRA POINTS				PTS	W/L	SCORE
			FGM	FGA	PCT	LG	XP	XPA	PCT	BLK			
09/11	49ers											W	19-10
09/18	at Packers											L	10-27
09/25	Texans											W	23-20
10/02	at Giants	P	4	4	100.0	40	0	0	0.0	0	12	L	12-20
Went from Bears to Lions.													
DID NOT PLAY (NON-INJURY)													
10/09	at Patriots											L	0-29
10/23	at Cowboys	P	2	2	100.0	53	0	0	0.0	0	6	L	6-24
10/30	Dolphins	P	2	2	100.0	42	3	3	100.0	0	9	L	27-31
11/06	Packers	P	0	0	0.0	0	1	1	100.0	0	1	W	15-9
11/13	at Bears	P	1	1	100.0	25	4	4	100.0	0	7	W	31-30
11/20	at Giants	P	1	1	100.0	24	4	4	100.0	0	7	W	31-18
11/24	Bills	P	1	2	50.0	51	2	2	100.0	0	5	L	25-28
12/04	Jaguars	P	4	4	100.0	47	4	4	100.0	0	16	W	40-14
12/11	Vikings	P	2	3	66.7	49	4	4	100.0	0	10	W	34-23
12/18	at Jets	P	2	3	66.7	34	2	2	100.0	0	8	W	20-17
12/24	at Panthers	P	1	1	100.0	34	2	2	100.0	0	5	L	23-37
01/01	Bears	P	2	2	100.0	41	5	5	100.0	0	11	W	41-10
01/08	at Packers	P	2	3	66.7	37	2	2	100.0	0	8	W	20-16
2022 TOTALS	13		24	28	85.7	53	33	33	100.0	0	105	10-7	

2023 GAME-BY-GAME REGULAR-SEASON STATISTICS (LIONS)

DATE	OPPONENT	FIELD GOALS				EXTRA POINTS				PTS	W/L	SCORE	
		FGM	FGA	PCT	LG	XP	XPA	PCT	BLK				
09/07	at Chiefs					PRACTICE SQUAD					W	21-20	
09/17	Seahawks					PRACTICE SQUAD					L	31-37+	
09/24	Falcons					PRACTICE SQUAD					W	20-6	
09/28	at Packers					PRACTICE SQUAD					W	34-20	
10/08	Panthers					PRACTICE SQUAD					W	42-24	
10/15	at Buccaneers					PRACTICE SQUAD					W	20-6	
10/22	at Ravens					PRACTICE SQUAD					L	6-38	
10/30	Raiders					PRACTICE SQUAD					W	26-14	
11/12	at Chargers					PRACTICE SQUAD					W	41-38	
11/19	Bears					PRACTICE SQUAD					W	31-26	
11/23	Packers					PRACTICE SQUAD					L	22-29	
12/03	at Saints					PRACTICE SQUAD					W	33-28	
12/10	at Bears					PRACTICE SQUAD					L	13-28	
12/16	Broncos	P	0	0	0.0	0	6	6	100.0	0	6	W	42-17
12/24	at Vikings	P	1	1	100.0	37	3	4	75.0	1	6	W	30-24
12/30	at Cowboys	P	2	2	100.0	41	1	1	100.0	0	7	L	19-20
01/07	Vikings	P	1	1	100.0	39	3	4	75.0	0	6	W	30-20
2023 TOTALS		4	4	4	100.0	41	13	15	86.7	1	25	12-5	

+ - Overtime

2024 GAME-BY-GAME REGULAR-SEASON STATISTICS (LIONS)

DATE	OPPONENT	FIELD GOALS				EXTRA POINTS				PTS	W/L	SCORE
		FGM	FGA	PCT	LG	XP	XPA	PCT	BLK			
09/08	Rams					INJURED RESERVE					W	26-20+
09/15	Buccaneers					INJURED RESERVE					L	16-20
09/22	at Cardinals					INJURED RESERVE					W	20-13
09/30	Seahawks					INJURED RESERVE					W	42-29
10/13	at Cowboys					INJURED RESERVE					W	47-9
10/20	at Vikings					INJURED RESERVE					W	31-29
10/27	Titans					INJURED RESERVE					W	52-14
11/03	at Packers					INJURED RESERVE					W	24-14
11/10	at Texans					INJURED RESERVE					W	26-23
11/17	Jaguars					INJURED RESERVE					W	52-6
11/24	at Colts					INJURED RESERVE					W	24-6
11/28	Bears					INJURED RESERVE					W	23-20
12/05	Packers					INJURED RESERVE					W	34-31
12/15	Bills					INJURED RESERVE					L	42-48
12/22	at Bears					INJURED RESERVE					W	34-17
12/30	at 49ers					INJURED RESERVE					W	40-34
01/05	Vikings					INJURED RESERVE					W	31-9
2024 TOTALS		0	0	0	0.0	0	0	0	0.0	0	0	15-2

+ - Overtime

2025 GAME-BY-GAME REGULAR-SEASON STATISTICS (COLTS)

DATE	OPPONENT	FIELD GOALS				EXTRA POINTS				PTS	W/L	SCORE	
		FGM	FGA	PCT	LG	XP	XPA	PCT	BLK				
10/12	Cardinals	P	1	1	100.0	45	4	4	100.0	0	7	W	31-27
2025 TOTALS		1	1	1	100.0	45	4	4	100.0	0	7	1-0	

2018 GAME-BY-GAME POSTSEASON STATISTICS (CHARGERS)

DATE	OPPONENT	FIELD GOALS				EXTRA POINTS				PTS	W/L	SCORE	
		FGM	FGA	PCT	LG	XP	XPA	PCT	BLK				
01/06	at Ravens	P	5	6	83.3	53	0	0	0.0	0	15	W	23-17
01/13	at Patriots	P	0	0	0.0	0	2	2	100.0	0	2	L	28-41
2018 TOTALS		2	5	6	83.3	53	2	2	100.0	0	17	1-1	

2023 GAME-BY-GAME POSTSEASON STATISTICS (LIONS)

DATE	OPPONENT	FIELD GOALS				EXTRA POINTS				PTS	W/L	SCORE	
		FGM	FGA	PCT	LG	XP	XPA	PCT	BLK				
01/14	Rams	P	1	1	100.0	54	3	3	100.0	0	6	W	24-23
01/21	Buccaneers	P	1	1	100.0	23	4	4	100.0	0	7	W	31-23
01/28	at 49ers	P	1	1	100.0	21	4	4	100.0	0	7	L	31-34
2023 TOTALS		3	3	3	100.0	54	11	11	100.0	0	20	2-1	

2024 GAME-BY-GAME POSTSEASON STATISTICS (LIONS)

DATE	OPPONENT	FIELD GOALS				EXTRA POINTS				PTS	W/L	SCORE
		FGM	FGA	PCT	LG	XP	XPA	PCT	BLK			
01/18	Commanders											
2024 TOTALS		0	0	0.0	0	0	0	0.0	0	0	0-1	31-45

MEKHI BLACKMON

CORNERBACK
(MUH-KYE)

29

5-11 178 LBS

NFL EXP: 3

(1ST YEAR WITH THE COLTS)

BORN: 3/18/99



COLLEGE:
USC

4TH-AND-SHORT

- In his first two seasons with the Vikings (2023-24), he played in 15 games (three starts) and registered 41 tackles (34 solo), 3.0 tackles for loss, eight passes defended, one interception and one fumble recovery.
- Spent the 2024 season on Minnesota's Injured Reserve list.
- Saw action in 50 contests (33 starts) across six seasons at USC (2022), Colorado (2018-2021) and the College of San Mateo (2017) and registered 170 tackles (101 solo), 3.0 tackles for loss, 1.0 sack, 29 passes defended, six interceptions, two forced fumbles and three fumble recoveries.
- All-Pac 12 Honorable Mention (2021)



Acquired by the Colts in a trade with the Minnesota Vikings on August 25, 2025.

@MekhiBlackmon

@khiblack

NFL HIGHLIGHTS

CAREER

- In his first three seasons with the Colts (2025) and Vikings (2023-24), he has played in 21 games (six starts) and has registered 70 tackles (56 solo), 3.0 tackles for loss, 1.0 sack, 11 passes defended, three interceptions and one fumble recovery.

2025 SEASON (COLTS)

- Has competed in six games (three starts) and has tallied 29 tackles (22 solo), 1.0 sack, three passes defended and two interceptions. In Week 6 vs. ARI, he notched five tackles (four solo), two passes defended and one interception. It marked the first time in his career he tallied an interception in back-to-back games.

2024 SEASON (VIKINGS)

- Spent the season on Minnesota's Injured Reserve list.

2023 SEASON (VIKINGS)

- Played in 15 games (three starts) and registered 41 tackles (34 solo), 3.0 tackles for loss, eight passes defended, one interception, and one fumble recovery.

COLLEGE

- Saw action in 50 contests (33 starts) across six seasons at USC (2022), Colorado (2018-2021) and the College of San Mateo (2017) and registered 170 tackles (101 solo), 3.0 tackles for loss, 1.0 sack, 29 passes defended, six interceptions, two forced fumbles, and three fumble recoveries.
- In his lone year at USC, he started in all 14 contests and notched 66 tackles (45 solo), 2.0 tackles for loss, 15 passes defended, three interceptions, one forced fumble and one fumble recovery.
- In 2021, he competed in nine contests (eight starts) and logged 50 tackles (33 solo), five

passes defended, one interception, and one fumble recovery.

- Started in all six games in 2020 and recorded 16 tackles (nine solo), four passes defended, and one interception.
- As a junior, he played in four games (two starts), and compiled nine tackles (five solo), 1.0 tackle for loss, 1.0 sack, one pass defended, and one forced fumble.
- In 2018, he competed in eight games (three starts) and had nine tackles and three passes defended.
- As a freshman at the College of San Mateo, he played in nine games and notched 20 tackles (12 solo), one pass defended, one interception and one fumble recovery.

PERSONAL

- Attended Menlo-Atherton High School in East Palo Alto, Calif. where he was a 2016 *San Francisco Chronicle* All-Metro Honorable Mention selection and an all-conference choice as a senior wide receiver and defensive back.
- Also played basketball in high school.
- His cousin, Nashon Wright, plays cornerback for the Chicago Bears.
- He's currently working on his master's degree in gerontology at USC.
- An East Palo Alto, Calif. native.

TRANSACTIONS

- Acquired by the Colts in a trade with the Minnesota Vikings on August 25, 2025 in exchange for a 2026 NFL Draft sixth round selection.
- Selected by the Vikings in the third round (102nd overall) of the 2023 NFL Draft.

REGULAR SEASON COMPARISON: DEFENSIVE - LOS ANGELES CHARGERS

DATE	OPP	W/L	GP/GS	TACKLES							SACK	YDS.	INT	TFL	PD	QBH	TD	FF	FR	MISC	
				TOT	SOLO	ASST	TFL	YDS	SACK	INT										TD	FF
9/24/23	MIN vs. LAC	L	P	5	4	1	0.0	0.0	0	0	0	0	0	0	0	0	0	0	0	0	
TOTALS		0/1	1/0	5	4	1	0.0	0.0	0	0	0	0	0	0	0	0	0	0	0		

MEKHI BLACKMON'S - NFL REGULAR SEASON STATISTICS

DATE	TEAM	GP	GS	TACKLES							QBH	INTERCEPTIONS				FUMBLES				ST				MISC			
				TK	S	A	TFL	YDS	SK	YDS		NO	YDS	LG	TD	PD	FF	FR	TD	YDS	TK	S	A		FF	FR	S
2023	Vikings	15	3	41	34	7	3	11	0.0	0.0	0	1	0	0	8	0	1	0	0	0	0	0	0	0	0	0	0
2024	Vikings	0	0	0	0	0	0	0	0.0	0.0	0	0	0	0	0	0	0	0	0	0	0	0	0	0	0	0	
2025	Colts	6	3	29	22	7	0	0	1.0	0.0	0	2	41	32	0	3	0	0	0	0	0	0	0	0	0	0	
TOTALS		21	6	70	56	14	3	11	1.0	0.0	0	3	41	32	0	11	0	1	0	0	0	0	0	0	0	0	

MEKHI BLACKMON'S - NFL POSTSEASON STATISTICS

DATE	TEAM	GP	GS	TACKLES							INTERCEPTIONS					FUMBLES				ST			MISC				
				TK	S	A	TFL	YDS	SK	YDS	QBH	NO	YDS	LG	TD	PD	FF	FR	TD	YDS	TK	S	A	FF	FR	S	A
2024	Vikings	0	0	0	0	0	0	0	0.0	0.0	0.0	0	0	0	0	0	0	0	0	0	0	0	0	0	0	0	0
TOTALS		0	0	0	0	0	0	0	0.0	0.0	0.0	0	0	0	0	0	0	0	0	0	0	0	0	0	0	0	

SINGLE-GAME HIGHS: DEFENSIVE

Total Tackles	7 at Denver Broncos, Nov 19, 2023 6 at Los Angeles Rams, Sep 28, 2025 ...1 more at 6.	Fumble Recoveries	1 at Las Vegas Raiders, Dec 10, 2023
Solo Tackles	6 vs. Chicago Bears, Nov 27, 2023 5 vs. Detroit Lions, Dec 24, 2023 ...1 more at 5.	Tackles For Loss	1 vs. Green Bay Packers, Dec 31, 2023 ...2 more at 1.
Sacks	1.0 at Los Angeles Rams, Sep 28, 2025	Interceptions	1 vs. Arizona Cardinals, Oct 12, 2025 ...2 more at 1.
Passes Defensed	3 at Green Bay Packers, Oct 29, 2023 2 vs. Arizona Cardinals, Oct 12, 2025 ...1 more at 2.	Interception Return Yards	32 vs. Las Vegas Raiders, Oct 05, 2025 9 vs. Arizona Cardinals, Oct 12, 2025

2023 GAME-BY-GAME REGULAR-SEASON STATISTICS (VIKINGS)

DATE	OPPONENT	P/S	TACKLES							INTERCEPTIONS					FUMBLES				ST			MISC		W/L	SCORE				
			TK	S	A	SK	YDS	TFL	YDS	QBH	NO	YDS	LG	TD	PD	FF	FR	TD	YDS	TK	S	A	FF			FR	S	A	
09/10	Buccaneers	P	1	1	0	0.0	0.0	0	0	0	0	0	0	0	0	0	0	0	0	0	0	0	0	0	0	0	L	17-20	
09/14	at Eagles	P	1	0	1	0.0	0.0	0	0	0	0	0	0	0	0	0	0	0	0	0	0	0	0	0	0	0	L	28-34	
09/24	Chargers	P	5	4	1	0.0	0.0	0	0	0	0	0	0	0	0	0	0	0	0	0	0	0	0	0	0	0	L	24-28	
10/01	at Panthers	P	0	0	0	0.0	0.0	0	0	0	0	0	0	0	0	0	0	0	0	0	0	0	0	0	0	0	W	21-13	
10/08	Chiefs	P	4	4	0	0.0	0.0	0	0	0	0	0	0	0	1	0	0	0	0	0	0	0	0	0	0	0	L	20-27	
10/15	at Bears	P	0	0	0	0.0	0.0	0	0	0	0	0	0	0	0	0	0	0	0	0	0	0	0	0	0	0	W	19-13	
10/23	49ers		DID NOT PLAY (NON-INJURY)																								W	22-17	
10/29	at Packers	P	0	0	0	0.0	0.0	0	0	0	0	0	0	0	3	0	0	0	0	0	0	0	0	0	0	0	0	W	24-10
11/05	at Falcons	P	1	1	0	0.0	0.0	0	0	0	0	0	0	0	0	0	0	0	0	0	0	0	0	0	0	0	W	31-28	
11/12	Saints	P	2	2	0	0.0	0.0	0	0	0	0	0	0	2	0	0	0	0	0	0	0	0	0	0	0	0	W	27-19	
11/19	at Broncos	S	7	5	2	0.0	0.0	1	1	0	0	0	0	0	0	0	0	0	0	0	0	0	0	0	0	0	L	20-21	
11/27	Bears	S	6	6	0	0.0	0.0	1	4	0	0	0	0	0	0	0	0	0	0	0	0	0	0	0	0	0	L	10-12	
12/10	at Raiders	P	4	1	3	0.0	0.0	0	0	0	0	0	0	0	0	1	0	0	0	0	0	0	0	0	0	0	W	3-0	
12/16	at Bengals	P	1	1	0	0.0	0.0	0	0	0	0	0	0	0	1	0	0	0	0	0	0	0	0	0	0	0	L	24-27+	
12/24	Lions	S	5	5	0	0.0	0.0	0	0	0	0	0	0	0	1	0	0	0	0	0	0	0	0	0	0	0	L	24-30	
12/31	Packers	P	4	4	0	0.0	0.0	1	6	0	0	0	0	0	0	0	0	0	0	0	0	0	0	0	0	0	L	10-33	
01/07	at Lions		ON INACTIVE LIST																								L	20-30	
2023 TOTALS		15-3	41	34	7	0.0	0.0	3	11	0	1	0	0	0	8	0	1	0	0	0	0	0	0	0	0	0	7-10		

+ - Overtime

2024 GAME-BY-GAME REGULAR-SEASON STATISTICS (VIKINGS)

DATE	OPPONENT	P/S	TACKLES							INTERCEPTIONS					FUMBLES				ST			MISC		W/L	SCORE			
			TK	S	A	SK	YDS	TFL	YDS	QBH	NO	YDS	LG	TD	PD	FF	FR	TD	YDS	TK	S	A	FF			FR	S	A
09/08	at Giants		INJURED RESERVE																								W	28-6
09/15	49ers		INJURED RESERVE																								W	23-17
09/22	Texans		INJURED RESERVE																								W	34-7
09/29	at Packers		INJURED RESERVE																								W	31-29
10/06	Jets		INJURED RESERVE																								W	23-17
10/20	Lions		INJURED RESERVE																								L	29-31
10/24	at Rams		INJURED RESERVE																								L	20-30
11/03	Colts		INJURED RESERVE																								W	21-13
11/10	at Jaguars		INJURED RESERVE																								W	12-7
11/17	at Titans		INJURED RESERVE																								W	23-13
11/24	at Bears		INJURED RESERVE																								W	30-27+
12/01	Cardinals		INJURED RESERVE																								W	23-22
12/08	Falcons		INJURED RESERVE																								W	42-21
12/16	Bears		INJURED RESERVE																								W	30-12
12/22	at Seahawks		INJURED RESERVE																								W	27-24
12/29	Packers		INJURED RESERVE																								W	27-25
01/05	at Lions		INJURED RESERVE																								L	9-31
2024 TOTALS			0	0	0	0.0	0.0	0	0	0	0	0	0	0	0	0	0	0	0	0	0	0	0	0	0	0	14-3	

+ - Overtime

2025 GAME-BY-GAME REGULAR-SEASON STATISTICS (COLTS)

DATE	OPPONENT	P/S	TACKLES						INTERCEPTIONS				FUMBLES			ST			MISC		W/L	SCORE						
			TK	S	A	SK	YDS	TFL	YDS	QBH	NO	YDS	LG	TD	PD	FF	FR	TD	YDS	TK			S	A	FF	FR	S	A
09/07	Dolphins	P	3	2	1	0.0	0.0	0	0	0	0	0	0	0	0	0	0	0	0	0	0	0	0	0	0	0	W	33-8
09/14	Broncos	S	5	4	1	0.0	0.0	0	0	0	0	0	0	0	0	0	0	0	0	0	0	0	0	0	0	W	29-28	
09/21	at Titans	P	5	4	1	0.0	0.0	0	0	0	0	0	0	0	0	0	0	0	0	0	0	0	0	0	0	W	41-20	
09/28	at Rams	P	6	4	2	1.0	0.0	0	0	0	0	0	0	0	0	0	0	0	0	0	0	0	0	0	0	L	20-27	
10/05	Raiders	S	5	4	1	0.0	0.0	0	0	0	0	1	32	32	0	1	0	0	0	0	0	0	0	0	0	W	40-6	
10/12	Cardinals	S	5	4	1	0.0	0.0	0	0	0	0	1	9	9	0	2	0	0	0	0	0	0	0	0	0	W	31-27	
2025 TOTALS		6-3	29	22	7	1.0	0.0	0	0	0	2	41	32	0	3	0	0	0	0	0	0	0	0	0	0	5-1		

2024 GAME-BY-GAME POSTSEASON STATISTICS (VIKINGS)

DATE	OPPONENT	P/S	TACKLES						INTERCEPTIONS				FUMBLES			ST			MISC		W/L	SCORE					
			TK	S	A	SK	YDS	TFL	YDS	QBH	NO	YDS	LG	TD	PD	FF	FR	TD	YDS	TK			S	A	FF	FR	S
01/13	at Rams		INJURED RESERVE																	L	9-27						
2024 TOTALS			0	0	0	0.0	0.0	0	0	0	0	0	0	0	0	0	0	0	0	0	0	0	0	0	0	0-1	

TANOR BORTOLINI

CENTER
(TAN-ER BORT-Oh-LEE-NEE)

60

6-4 303 LBS

NFL EXP: 2

(2ND YEAR WITH THE COLTS)

BORN: 6/17/02



**COLLEGE:
WISCONSIN**

4TH-AND-SHORT

- In his rookie season, he played in 12 games (five starts).
- Played in 35 games (28 starts) at Wisconsin with 13 starts at center, eight at left guard, three at right guard, three at right tackle and one at tight end.
- 2x All-Big Ten Honorable Mention (2022-23).
- 3x Academic All-Big Ten Team member (2021-23).



Selected by the Colts in the fourth round (117th overall) of the 2024 NFL Draft.



 @TanorBortolini

 @tanor_bortolini

SMALL TOWN KID

Bortolini was a small-town kid with big-time football dreams. A native of Kewaunee, Wis., he grew up in the town with a population of only 2,800 people, leaving less than 80 students to form his high school graduating class. Bortolini aspired to play football on Saturdays at the collegiate level and made that a reality when he stayed within the state borders to play at Wisconsin. He is now just the third player to make it to the league from Kewaunee, following in the footsteps of tight ends Colin Cochart (2011) and Jack Novak (1975-77). Cochart is now his mentor.



NFL HIGHLIGHTS

CAREER

- In his first two seasons with the Colts (2024-25), he has played in 18 games (11 starts).

2025 SEASON (COLTS)

- Has started six games. In Week 1 vs. MIA, he blocked for a line that helped the offense rush for 156 yards. In Week 2 vs. DEN, he started at center for a line that allowed Jonathan Taylor to register 165 yards on the ground. In Week 3 vs. TEN, he blocked for an offense that helped Taylor tally three rushing touchdowns. In Week 5 vs. LV, he started for a line that allowed Taylor to record three touchdowns on the ground for the second time this season.

2024 SEASON (COLTS)

- In 2024, he appeared in 12 games (five starts). In Week 4 vs. PIT, he blocked at center for all line that helped the offense register 133 rushing yards. In Week 10 vs. BUF, he was a part of a

line that blocked for Jonathan Taylor to rush for over 100 yards in the first half alone. In Week 12 vs. DET, he started for a line that didn't allow a sack.

COLLEGE

- Appeared in 35 games (28 starts) at Wisconsin with 13 starts at center, eight at left guard, three at right guard, three at right tackle and one at tight end. Named a three-time Academic All-Big Ten Team member (2021-23).
- In 2023, he garnered All-Big Ten Honorable Mention accolades after he started all 12 games at center. He was a part of a Badger offense that led the Big Ten in third down conversion percentage (44.2 percent).
- Earned All-Big Ten Honorable Mention recognition in 2022 after he played in 11 games (10 starts) with seven starts at left guard and three at right guard.
- In 2021, he saw action in 10 games (five starts) with three starts at right tackle, one start at left guard and one at tight end.
- Saw action in two games (one start) with a start at center and redshirted the 2020 season.

PERSONAL

- Attended Kewaunee (Wis.) High School and was a four-year starter on the offensive line.
- Started at left tackle on varsity as a freshman and added defensive tackle duties as a sophomore.
- As a senior, he was named first-team all-state on offense and earned honorable mention honors on defense by the Wisconsin Football Coaches Association.
- Selected as the Conference Defensive Player of the Year in 2019.
- Two-time Packerland Conference Offensive Lineman of the Year and Defensive Lineman of the Year.
- As a junior in 2018, he posted 69 tackles, 13.0 tackles for loss, 6.0 sacks, two forced fumbles and one fumble return for a 20-yard touchdown.
- Also competed in basketball and track and field.
- Studied real estate and urban economics.
- Participated in the 2024 Senior Bowl.
- First name is pronounced TANN-er
- Last name is bort-oh-LEE-nee.
- A native of Kewaunee, Wis.

TRANSACTIONS

- Selected by the Colts in the fourth round (117th overall) of the 2024 NFL Draft.

TANOR BORTOLINI

CENTER
(TAN-N-ER BORT-Oh-LEE-NEE)

60

TANOR BORTOLINI'S - NFL REGULAR SEASON STATISTICS

DATE	TEAM	GP	GS
2024	Colts	12	5
2025	Colts	6	6
TOTALS		18	11

2024 GAME-BY-GAME REGULAR-SEASON STATISTICS (COLTS)

DATE	OPPONENT	P/S		W/L	SCORE
09/09	Texans		ON INACTIVE LIST	L	27-29
09/15	at Packers		ON INACTIVE LIST	L	10-16
09/22	Bears		ON INACTIVE LIST	W	21-16
09/29	Steelers	S		W	27-24
10/06	at Jaguars	S		L	34-37
10/13	at Titans	P		W	20-17
10/20	Dolphins	P		W	16-10
10/27	at Texans	P		L	20-23
11/03	at Vikings	P		L	13-21
11/10	Bills	S		L	20-30
11/17	at Jets	S		W	28-27
11/24	Lions	S		L	6-24
12/01	at Patriots		ON INACTIVE LIST	W	25-24
12/15	at Broncos	P		L	13-31
12/22	Titans	P		W	38-30
12/29	at Giants		DID NOT PLAY (NON-INJURY)	L	33-45
01/05	Jaguars	P		W	26-23+
2024 TOTALS		12-5		8-9	

+- Overtime

2025 GAME-BY-GAME REGULAR-SEASON STATISTICS (COLTS)

DATE	OPPONENT	P/S		W/L	SCORE
09/07	Dolphins	S		W	33-8
09/14	Broncos	S		W	29-28
09/21	at Titans	S		W	41-20
09/28	at Rams	S		L	20-27
10/05	Raiders	S		W	40-6
10/12	Cardinals	S		W	31-27
2025 TOTALS		6-6		5-1	

DEFOREST BUCKNER

DEFENSIVE TACKLE
(OUH-FORE-157)

99



6-7 295 LBS

NFL EXP: 10

(6TH YEAR WITH THE COLTS)

BORN: 3/17/94



**COLLEGE:
OREGON**

4TH-AND-SHORT

- In his first nine seasons with the Colts (2020-24) and 49ers (2016-19), he competed in 141 games (136 starts) and recorded 604 tackles (355 solo), 88.0 tackles for loss, 675 sacks, 28 passes defended, nine forced fumbles, 10 fumble recoveries (two returned for touchdowns) and one safety.
- 2x Associated Press All-Pro selection (2020, First Team; 2019, Second Team).
- 3x Pro Bowl selection (2018, 2021, 2023).
- Owns the Colts' single-season franchise record for most sacks by a defensive tackle (9.5 in 2020).
- In 2020, selected as AFC Defensive Player of the Month (December) and AFC Defensive Player of the Week (Week 15).
- Named the 2020 Polynesian Pro Football Player of the Year.

DOWN THE STRETCH

What is on your bucket list: Travel to at least 10 countries.

Do you have any pets: We have a little Cavalier Poodle mix named Kimi.

Pregame ritual: Hot tub/cold tub

Nicknames: DeFo or Buck

What is the best advice you've been given: Be the best version of yourself.

Who is your mentor: My father-in-law, Lance Shebelut.

Favorite artist: Drake

Favorite food: Hawaiian Food

Favorite vacation spot: Italy

Hobbies off the field: Hunting, fishing, golfing, video games



Acquired by the Colts in a trade with the San Francisco 49ers on March 18, 2020

@DeForestBuckner

@dubuck_99

DEFOREST BUCKNER

DEFENSIVE TACKLE
(COW-FORE-157)

99



FIRST YEAR IN INDY? FIRST TEAM ALL-PRO.

Buckner wanted to prove to Indy that they made the right choice acquiring him for the 13th overall pick in the 2020 NFL Draft. In his first season, he showed he belonged. He earned First Team All-Pro honors after he played in 15 games (14 starts) and compiled 58 tackles (37 solo), 10.0 tackles for loss, 9.5 sacks, three passes defended, two forced fumbles and one fumble recovery. Among NFL defensive tackles, he ranked in the top-five in tackles (fourth), solo tackles (second), tackles for loss (tied-third), sacks (second) and forced fumbles (tied-third). Buckner established a single-season franchise record for most sacks by a defensive tackle. He became just the third Colts defensive tackle to be named First Team All-Pro, joining Art Donovan (1954-57) and Gene Lipscomb (1958-59).



DEFO DPOM

In Week 15 of 2020 vs. HOU, Buckner earned AFC Defensive Player of the Week after he totaled four tackles (three solo), 2.0 tackles for loss, a career-high 3.0 sacks and one forced fumble. He was one of just four players in the NFL in 2020 to register at least four tackles, 2.0 tackles for loss, 3.0 sacks and one forced fumble in a single game. Buckner's 3.0 sacks tied for the third-most by any player in a single game that year. It marked the first time he had earned Player of the Week honors.



DR. DEFO

While at Oregon, Buckner started to dive into art and took the class "Art of the Athlete" which provides engagement for the student athletes through visual arts. His professor gave him the nickname, "Dr. DeFo" because of his passion and focus with his art. At the end of his time in the class, he was awarded the breakout artist award for his piece titled "King of Pop" that featured himself imitating Michael Jackson performing music, which was spray painted on vinyl.


DEFO DPOM

Buckner earned AFC Defensive Player of the Month for December during the 2020 season after he compiled 18 tackles (14 solo), 6.0 tackles for loss, 7.0 sacks, two passes defended and one forced fumble. He helped guide the Colts to a 4-1 record, including a playoff berth. Buckner recorded three games with at least 2.0 sacks.



GROWING UP FAST

Growing up in Hawaii, Buckner was never a child who caused trouble. However, he had to mature quickly as a 13-year-old when an accident changed his family's lifestyle. His father, George, was in a motorcycle accident that required him to have heart surgery. After falling into a coma, George rehabbed and recovered. Buckner knew that he had to step up for his family by doing chores around the house to help while he also continued to mentor his brother. All the while, he was starting to become a standout in football and basketball. He credits that experience to how he developed as a man both on and off the field.





NFL HIGHLIGHTS

CAREER

- Has competed in 147 games (142 starts) in nine seasons with the Colts (2020-25) and 49ers (2016-19) and has recorded 635 tackles (373 solo), 93.0 tackles for loss, 68.5 sacks, 28 passes defended, nine forced fumbles, 10 fumble recoveries (two returned for touchdowns) and one safety. He has also started four postseason contests and has registered 14 tackles (11 solo), 2.0 tackles for loss, 2.5 sacks, one forced fumble and one fumble recovery.

2025 SEASON (COLTS)

- Has started six games and has tallied 31 tackles (18 solo), 5.0 tackles for loss and 1.0 sack.

2024 SEASON (COLTS)

- In 2024, he appeared in 12 games (11 starts) and compiled 61 tackles (24 solo), 8.0 tackles for loss, 6.5 sacks and one pass defended. In Week 1 vs. HOU, he recorded six tackles (five solo), 1.0 tackle for loss and 1.5 sacks. In Week 8 at HOU, he registered three tackles (two solo), 1.0 tackle for loss and 1.0 sack. In Week 9 at MIN, he compiled six tackles (four solo), 1.0 tackle for loss and 1.0 sack. In Week 12 vs. DET, he recorded seven tackles (two solo), 1.0 tackle for loss and 1.0 sack. In Week 13 at NE, he posted seven tackles (one solo), 1.0 tackle for loss and 1.0 sack. He passed Chad Bratzke (37.0) for the fifth-most career sacks in franchise history. In Week 15 at DEN, he accumulated three tackles (two solo), 1.0 tackle for loss and 1.0 sack. It marked the third time in his career he has recorded a sack in three consecutive games within the same season. In Week 16 vs. TEN, he totaled five tackles (three solo), 1.0 tackle for loss and one pass defended. It marked his fifth consecutive game with a tackle for loss, which was tied for the third-longest active streak in the NFL.

2023 SEASON (COLTS)

- Played in all 17 games (16 starts) in 2023 and tallied 81 tackles (45 solo), 11.0 tackles for loss, 8.0 sacks, seven passes defended, two forced fumbles and one fumble recovery returned for a touchdown en route to his third Pro Bowl selection. In Week 1 vs. JAX, he recorded a strip-sack on Trevor Lawrence that was recovered by Jacksonville, lost again by the Jaguars, and picked up by Buckner and returned 26 yards for a touchdown. It marked his second career touchdown. In Week 6 at JAX, he totaled three tackles (one solo), 1.0 tackle for loss and 1.0 sack. In Week 8 vs. NO, he tallied three tackles (two solo) 1.0 sack and one forced fumble. In Week 9 at CAR, he compiled four solo tackles, 2.0 tackles for loss, 1.0 sack and two passes defended. In Week 10 at NE, he tallied a season-

high eight tackles (four solo) and 1.0 tackle for loss. In Week 12 vs. TB, he totaled five tackles (four solo) and one pass defended. In Week 13 at TEN, he registered six tackles (three solo), half a sack and one pass defended. In Week 14 at CIN, he recorded eight tackles (three solo) and one pass defended. In Week 17 vs. LV, he compiled four tackles (three solo), 1.0 tackle for loss and 1.0 sack. He became one of three NFL players to register at least 7.0 sacks in each of the past six seasons (2018-23), joining Myles Garrett and Chris Jones. In Week 18 vs. HOU, he compiled six tackles (one solo), 1.0 tackle for loss and 1.0 sack.

2022 SEASON (COLTS)

- In 2022, he appeared in all 17 games (16 starts) and recorded 74 tackles (44 solo), 11.0 tackles for loss, 8.0 sacks, three passes defended, two forced fumbles and one fumble recovery. In Week 5 at DEN, he compiled eight tackles (four solo), 1.0 tackle for loss, 2.0 sacks, one pass defended and one forced fumble. He became the first NFL player that season to register at least eight tackles, 2.0 sacks, one pass defended and one forced fumble in a single game, and is the first to do so since Marcus Maye in Week 1 of 2020. In Week 6 vs. JAX, he compiled five tackles (three solo), 1.0 tackle for loss and 1.0 sack. He tallied sacks in back-to-back games for the first time since Weeks 7 and 8 of 2021. In Week 8 vs. WAS, he tallied three tackles (two solo), 1.0 tackle for loss and 1.0 sack. In Week 9 at NE, he reached 50.0 career sacks. In Week 15 at MIN, he compiled three tackles (two solo), 2.0 tackles for loss, 1.0 sack and one pass defended. In Week 18 vs. HOU, he accumulated four solo tackles and 2.0 tackles for loss. He reached at least 10.0 tackles for loss for the third consecutive season.

2021 SEASON (COLTS)

- Competed in all 17 games (16 starts) in 2021 and compiled 68 tackles (40 solo), 10.0 tackles for loss, 7.0 sacks and three passes defended en route to his second career Pro Bowl selection. In Week 6 vs. HOU, he registered five tackles (four solo), 2.0 tackles for loss and 1.0 sack. In Week 7 at SF, he tallied six tackles (five solo), 1.0 tackle for loss and 1.0 sack. In Week 8 vs. TEN, he tallied two solo tackles, 1.0 tackle for loss and 1.0 sack. It was his third consecutive game with a sack. In Week 12 vs. TB, he registered three solo tackles, 1.0 tackle for loss, 1.0 sack and one pass defended. In Week 15 vs. NE, he recorded four tackles (three solo), 1.0 tackle for loss and 1.0 sack. In Week 17 vs. LV, he had a season-high eight tackles (four solo), 1.0 tackle for loss and half a sack. It was the most tackles he had recorded in a single game as a Colt.

2020 SEASON (COLTS)

- Earned Associated Press First Team All-Pro and



PFWA All-NFL Team honors after he appeared in 15 games (14 starts) in 2020 and accumulated 58 tackles (37 solo), 10.0 tackles for loss, 9.5 sacks, three passes defended, two forced fumbles and one fumble recovery. In Week 2 vs. MIN, he recorded three tackles (one solo), 1.0 tackle for loss and 1.5 sacks. He registered his first-career safety with a sack on Kirk Cousins. In Week 15 vs. HOU, he accumulated four tackles (three solo), a career-high 3.0 sacks, 2.0 tackles for loss and one forced fumble. He registered 2.0 sacks in the first quarter and became the first Colts player to do so since Robert Mathis in Week 10 of 2013. He became one of four players in 2020 to record at least four tackles, 2.0 tackles for loss, 3.0 sacks and one forced fumble in a single game, joining Justin Houston, Aaron Donald and Haason Reddick. Started one postseason contest and tallied two solo tackles.

2019 SEASON (49ERS)

- Named an Associated Press Second Team All-Pro after he started all 16 games and totaled 61 tackles (33 solo), 9.0 tackles for loss, 7.5 sacks, two passes defended, two forced fumbles and a single-season career-high four fumble recoveries (one returned for a touchdown). According to the Elias Sports Bureau, he became the first 49er to tally four-or-more fumble recoveries in a single season since 1988. Started three postseason games and recorded 12 tackles (nine solo), 2.0 tackles for loss, 2.5 sacks, one forced fumble and one fumble recovery. In Super Bowl LIV, he tallied six tackles (three solo), 1.0 tackle for loss and a game-high 1.5 sacks. In Week 3, he had a team-high 10 tackles (six solo), 1.0 sack, one forced fumble and one fumble recovery vs. PIT.

2018 SEASON (49ERS)

- Selected to his first career Pro Bowl after he started 16 games in 2018 and compiled 67 tackles (44 solo), 17.0 tackles for loss, a single-season career-high 12.0 sacks, three passes defended and one fumble recovery. His 12.0 sacks ranked third in the NFL among defensive tackles and were the fourth-most by a 49er in a single season since 2000. Tallied seven tackles (three solo), 3.0 tackles for loss and a single-game career-high 2.5 sacks in Week 1 at MIN, which also tied for the third-most sacks in a single game by a 49er since 2010. Registered a career-high 11 tackles (seven solo), 4.0 tackles for loss and 2.0 sacks in Week 15 vs. SEA. It was his third game with 2.0-or-more sacks on the season.

2017 SEASON (49ERS)

- Started all 16 games and accumulated 61 tackles (45 solo), 5.0 tackles for loss, 3.0 sacks, five passes defended and one forced fumble. Recorded five solo tackles and his first-career forced fumble in Week 3 vs. LAR.

2016 SEASON (49ERS)

- Selected to the PFWA All-Rookie Team after he started 15 games and totaled 73 tackles (43

solo), 7.0 tackles for loss, 6.0 sacks, one pass defended and two fumble recoveries. His 73 tackles ranked second among all NFL defensive tackles. His 6.0 sacks tied for a team high, ranked fourth among rookies and tied for the sixth-most sacks by a 49er rookie in franchise history. Recorded nine tackles (five solo), 2.0 sacks and one fumble recovery in Week 6 at BUF. It was his first-career game with 2.0 sacks.

COLLEGE

- Appeared in 54 games at Oregon (2012-15) and registered 232 tackles (106 solo), 36.0 tackles for loss, 18.0 sacks and nine passes defended.
- In 2015, he was named First Team All-America by USA Today and Second Team All-America by The Associated Press after he appeared in all 13 games and totaled 83 tackles (43 solo), 17.0 tackles for loss, 10.5 sacks and five passes defended. Also was named the PAC-12 Defensive Player of the Year and was the recipient of the Morris Trophy, which is an honor voted on by opposing PAC-12 offensive linemen.
- As a junior, he was named a Second Team All-PAC-12 choice after he started 15 games and tallied 81 tackles (36 solo), 13.0 tackles for loss, 4.0 sacks and four passes defended.
- In 2013, he played in 13 games (eight starts) and accumulated 39 tackles (12 solo), 3.5 tackles for loss and 2.5 sacks.
- As a freshman, he appeared in 13 games (two starts) and recorded 29 tackles (15 solo), 2.5 tackles for loss and 1.0 sack. He received the Casanova Award, which is awarded to the team's top first-year player.

PERSONAL

- Attended Punahou (Hawaii) High School and was named First Team All-State his senior year.
- Was a four-year letterman in basketball and earned first team all-state and First Team All-ILH (Interscholastic League of Honolulu) as a senior after averaging 11.3 points and 8.9 rebounds a game.
- In 2023, he attended a playground build and Beyond the Sidelines as Colts community initiative events.
- Participated in the NFL's My Cause My Cleats initiative and represented kNot Today (2021-23) and 'Beyond Differences' (2019).
- In 2020, he participated in three Colts' mobile pantry distributions as part of the No One Runs on Empty program.
- Received the 2019 Bill Walsh Award, which was established in 2004 and is voted on by the coaching staff and given to the 49er who best represented the standard of professional excellence established by Walsh.
- In 2018, he was the recipient of the 49ers Len

DEFOREST BUCKNER

DEFENSIVE TACKLE
(OUH-F0RE-157)

99



Eshmont Award, which is voted on by the team and given to the player who best exemplifies inspirational and courageous play.

- Participated in many community events with the 49ers, including the Crucial Catch Fashion Show, serving Thanksgiving dinner to people in need and taking local youth on a holiday shopping spree.
- Majored in criminology.
- Married to his wife, Ashlyn, and they have two sons, Dominic and Jordan, and a daughter,

Gianna.

- First name is pronounced duh-F0RE-ist.
- A native of Honolulu, Hawaii.

TRANSACTIONS

- Acquired by the Colts in a trade with the San Francisco 49ers on March 18, 2020.
- Selected by the San Francisco 49ers in the first round (seventh overall) of the 2016 NFL Draft.

DEFOREST BUCKNER'S - NFL REGULAR SEASON STATISTICS

DATE	TEAM	GP	GS	TK	S	TACKLES					YDS	QBH	INTERCEPTIONS				FUMBLES				ST				MISC											
						A	TFL	YDS	SK	NO			YDS	LG	TD	PD	FF	FR	TD	YDS	TK	S	A	FF	FR	S	A									
2016	49ers	15	15	73	43	30	7	34	6.0	26.0	18	0	0	0	0	1	0	2	0	0	0	0	0	0	0	0	0	0	0	0	0	0	0	0	0	
2017	49ers	16	16	61	45	16	5	19	3.0	21.0	22	0	0	0	0	5	1	0	0	0	0	0	0	0	0	0	0	0	0	0	0	0	0	0	0	
2018	49ers	16	16	67	44	23	17	77	12.0	71.0	20	0	0	0	0	3	0	1	0	0	0	0	0	0	0	0	0	0	0	0	0	0	0	0	0	
2019	49ers	16	16	61	33	28	9	39	7.5	47.0	14	0	0	0	0	2	2	4	1	12	1	1	0	0	0	0	0	0	0	0	0	0	0	0	0	
2020	Colts	15	14	58	37	21	10	49	9.5	58.0	26	0	0	0	0	3	2	1	0	0	0	0	0	0	0	0	0	0	0	0	0	0	0	0	0	0
2021	Colts	17	16	68	40	28	10	58	7.0	55.5	18	0	0	0	0	3	0	0	0	0	0	0	0	0	0	0	0	0	0	0	0	0	0	0	0	0
2022	Colts	17	16	74	44	30	11	43	8.0	48.5	22	0	0	0	0	3	2	1	0	0	0	0	0	0	0	0	0	0	0	0	0	0	0	0	0	0
2023	Colts	17	16	81	45	36	11	54	8.0	48.0	21	0	0	0	0	7	2	1	1	26	0	0	0	0	0	0	0	0	0	0	0	0	0	0	0	0
2024	Colts	12	11	61	24	37	8	71	6.5	62.0	14	0	0	0	0	1	0	0	0	0	0	0	0	0	0	0	0	0	0	0	0	0	0	0	0	0
2025	Colts	6	6	31	18	13	5	16	1.0	6.0	7	0	0	0	0	0	0	0	0	0	0	0	0	0	0	0	0	0	0	0	0	0	0	0	0	
TOTALS	Colts	147	142	635	373	262	93	460	68.5	443.0	182	0	0	0	0	28	9	10	2	38	1	1	0	0	0	0	0	0	0	0	0	0	0	0	0	0

DEFOREST BUCKNER'S - NFL POSTSEASON STATISTICS

DATE	TEAM	GP	GS	TK	S	TACKLES					YDS	QBH	INTERCEPTIONS				FUMBLES				ST				MISC										
						A	TFL	YDS	SK	NO			YDS	LG	TD	PD	FF	FR	TD	YDS	TK	S	A	FF	FR	S	A								
2019	49ers	3	3	12	9	3	2	10	2.5	17.5	4	0	0	0	0	1	1	0	0	0	0	0	0	0	0	0	0	0	0	0	0	0	0	0	0
2020	Colts	1	1	2	2	0	0	0	0.0	0.0	1	0	0	0	0	0	0	0	0	0	0	0	0	0	0	0	0	0	0	0	0	0	0	0	0
TOTALS		4	4	14	11	3	2	10	2.5	17.5	5	0	0	0	0	1	1	0	0	0	0	0	0	0	0	0	0	0	0	0	0	0	0	0	0

SINGLE-GAME HIGHS: DEFENSIVE

- Total Tackles** 11 vs. Seattle Seahawks, Dec 16, 2018
...1 more at 11.
- Solo Tackles** 10 vs. New York Jets, Dec 11, 2016
7 vs. Seattle Seahawks, Dec 16, 2018
...1 more at 7.
- Sacks** 3.0 vs. Houston Texans, Dec 20, 2020
2.5 at Minnesota Vikings, Sep 09, 2018
2.0 at Denver Broncos, Oct 06, 2022
...6 more at 2.0.
- Passes Defended** 2 at Carolina Panthers, Nov 05, 2023
...1 more at 2.
- Forced Fumbles** 1 vs. New Orleans Saints, Oct 29, 2023
...8 more at 1.
- Fumble Recoveries** 2 vs. Seattle Seahawks, Nov 11, 2019
1 vs. Jacksonville Jaguars, Sep 10, 2023
...7 more at 1.
- Tackles For Loss** 4 vs. Seattle Seahawks, Dec 16, 2018
3 at Minnesota Vikings, Sep 09, 2018
2 at Los Angeles Rams, Sep 28, 2025
...15 more at 2.
- Safeties** 1 vs. Minnesota Vikings, Sep 20, 2020
- Special Teams Tackles** 1 vs. Cleveland Browns, Oct 07, 2019
- Longest Opp Fumble Return** 12 vs. Seattle Seahawks, Nov 11, 2019

DEFOREST BUCKNER

DEFENSIVE TACKLE
(OUH-FORE-157)

99



SINGLE-GAME HIGHS - POSTSEASON: DEFENSIVE

Total Tackles 6 at Kansas City Chiefs, Feb 02, 2020
4 vs. Green Bay Packers, Jan 19, 2020
2 at Buffalo Bills, Jan 09, 2021
...1 more at 2.

Forced Fumbles 1 vs. Minnesota Vikings, Jan 11, 2020
Fumble Recoveries 1 vs. Green Bay Packers, Jan 19, 2020
Tackles For Loss 1 at Kansas City Chiefs, Feb 02, 2020
...1 more at 1.

Solo Tackles 4 vs. Green Bay Packers, Jan 19, 2020
3 at Kansas City Chiefs, Feb 02, 2020
2 at Buffalo Bills, Jan 09, 2021
...1 more at 2.

Sacks 1.5 at Kansas City Chiefs, Feb 02, 2020
1.0 vs. Minnesota Vikings, Jan 11, 2020

2016 GAME-BY-GAME REGULAR-SEASON STATISTICS (49ERS)

DATE	OPPONENT	P/S	TACKLES										INTERCEPTIONS				FUMBLES			ST			MISC		W/L	SCORE																	
			TK	S	A	SK	YDS	TFL	YDS	QBH	NO	YDS	LG	TD	PD	FF	FR	TD	YDS	TK	S	A	FF	FR			S	A															
09/12	Rams	S	3	1	2	0.0	0.0	0	0	0	0	0	0	0	0	0	0	0	0	0	0	0	0	0	0	0	0	0	0	0	W	28-0											
09/18	at Panthers	S	5	1	4	0.0	0.0	0	0	0	0	0	0	0	0	0	0	0	0	0	0	0	0	0	0	0	0	0	L	27-46													
09/25	at Seahawks	S	8	1	7	0.0	0.0	0	0	0	0	0	0	0	0	0	0	0	0	0	0	0	0	0	0	0	0	0	L	18-37													
10/02	Cowboys	S	5	3	2	0.0	0.0	0	0	1	0	0	0	0	0	0	0	0	0	0	0	0	0	0	0	0	0	L	17-24														
10/06	Cardinals		INACTIVE																																							L	21-33
10/16	at Bills	S	9	5	4	2.0	0.0	0	0	3	0	0	0	0	0	0	1	0	0	0	0	0	0	0	0	0	0	L	16-45														
10/23	Buccaneers	S	6	4	2	0.0	0.0	1	2	1	0	0	0	0	0	0	0	0	0	0	0	0	0	0	0	0	0	L	17-34														
11/06	Saints	S	2	1	1	0.0	0.0	0	0	0	0	0	0	0	0	0	0	0	0	0	0	0	0	0	0	0	L	23-41															
11/13	at Cardinals	S	3	3	0	1.0	9.0	1	9	3	0	0	0	0	0	1	0	0	0	0	0	0	0	0	0	0	L	20-23															
11/20	Patriots	S	4	2	2	0.0	0.0	0	0	0	0	0	0	0	0	0	0	0	0	0	0	0	0	0	0	0	L	17-30															
11/27	at Dolphins	S	4	3	1	0.0	0.0	1	2	0	0	0	0	0	0	0	0	0	0	0	0	0	0	0	0	0	L	24-31															
12/04	at Bears	S	5	4	1	0.0	0.0	0	0	1	0	0	0	0	0	0	0	0	0	0	0	0	0	0	0	0	L	6-26															
12/11	Jets	S	11	10	1	2.0	9.0	2	10	4	0	0	0	0	0	0	0	0	0	0	0	0	0	0	0	0	L	17-23+															
12/18	at Falcons	S	4	3	1	0.0	0.0	1	3	0	0	0	0	0	0	0	0	0	0	0	0	0	0	0	0	0	L	13-41															
12/24	at Rams	S	1	1	0	1.0	8.0	1	8	4	0	0	0	1	0	0	0	0	0	0	0	0	0	0	0	0	W	22-21															
01/01	Seahawks	S	3	1	2	0.0	0.0	0	0	1	0	0	0	0	0	0	0	0	0	0	0	0	0	0	0	0	L	23-25															
2016 TOTALS		15-15	73	43	30	6.0	26.0	7	34	18	0	0	0	0	1	0	2	0	0	0	0	0	0	0	0	0	0	0	2-14														

+ - Overtime

2017 GAME-BY-GAME REGULAR-SEASON STATISTICS (49ERS)

DATE	OPPONENT	P/S	TACKLES										INTERCEPTIONS				FUMBLES			ST			MISC		W/L	SCORE		
			TK	S	A	SK	YDS	TFL	YDS	QBH	NO	YDS	LG	TD	PD	FF	FR	TD	YDS	TK	S	A	FF	FR			S	A
09/10	Panthers	S	6	5	1	0.0	0.0	0	0	1	0	0	0	0	0	0	0	0	0	0	0	0	0	0	0	0	L	3-23
09/17	at Seahawks	S	4	2	2	0.0	0.0	0	0	4	0	0	0	0	0	0	0	0	0	0	0	0	0	0	0	L	9-12	
09/21	Rams	S	5	5	0	0.0	0.0	0	0	1	0	0	0	0	1	0	0	0	0	0	0	0	0	0	0	L	39-41	
10/01	at Cardinals	S	4	4	0	1.0	7.0	2	11	4	0	0	0	1	0	0	0	0	0	0	0	0	0	0	0	L	15-18+	
10/08	at Colts	S	5	1	4	0.5	5.5	1	1	2	0	0	0	0	0	0	0	0	0	0	0	0	0	0	0	L	23-26+	
10/15	at Redskins	S	5	4	1	0.0	0.0	1	0	1	0	0	0	0	0	0	0	0	0	0	0	0	0	0	0	L	24-26	
10/22	Cowboys	S	5	5	0	0.0	0.0	0	0	1	0	0	0	0	2	0	0	0	0	0	0	0	0	0	0	L	10-40	
10/29	at Eagles	S	5	4	1	0.0	0.0	0	0	0	0	0	0	0	0	0	0	0	0	0	0	0	0	0	0	L	10-33	
11/05	Cardinals	S	2	0	2	0.0	0.0	0	0	1	0	0	0	0	0	0	0	0	0	0	0	0	0	0	0	L	10-20	
11/12	Giants	S	4	4	0	0.0	0.0	0	0	0	0	0	0	0	0	0	0	0	0	0	0	0	0	0	0	W	31-21	
11/26	Seahawks	S	1	1	0	0.0	0.0	0	0	2	0	0	0	0	0	0	0	0	0	0	0	0	0	0	0	L	13-24	
12/03	at Bears	S	0	0	0	0.0	0.0	0	0	0	0	0	0	0	0	0	0	0	0	0	0	0	0	0	0	W	15-14	
12/10	at Texans	S	2	1	1	1.0	7.0	1	7	2	0	0	0	0	0	0	0	0	0	0	0	0	0	0	0	W	26-16	
12/17	Titans	S	9	7	2	0.5	1.5	0	0	1	0	0	0	1	0	0	0	0	0	0	0	0	0	0	0	W	25-23	
12/24	Jaguars	S	3	2	1	0.0	0.0	0	0	1	0	0	0	1	0	0	0	0	0	0	0	0	0	0	0	W	44-33	
12/31	at Rams	S	1	0	1	0.0	0.0	0	0	1	0	0	0	0	0	0	0	0	0	0	0	0	0	0	0	W	34-13	
2017 TOTALS		16-16	61	45	16	3.0	21.0	5	19	22	0	0	0	0	5	1	0	0	0	0	0	0	0	0	0	0	6-10	

+ - Overtime

DEFOREST BUCKNER

DEFENSIVE TACKLE
(OUH-F0RE-157)

99



2018 GAME-BY-GAME REGULAR-SEASON STATISTICS (49ERS)

DATE	OPPONENT	P/S	TACKLES							INTERCEPTIONS				FUMBLES			ST			MISC		W/L	SCORE				
			TK	S	A	SK	YDS	TFL	YDS	QBH	NO	YDS	LG	TD	PD	FF	FR	TD	YDS	TK	S			A	FF	FR	S
09/09	at Vikings	S	7	3	4	2.5	16.0	3	21	3	0	0	0	0	0	0	0	0	0	0	0	0	0	0	0	L	16-24
09/16	Lions	S	5	5	0	1.0	8.0	1	8	2	0	0	0	0	0	0	0	0	0	0	0	0	0	0	0	W	30-27
09/23	at Chiefs	S	3	2	1	0.0	0.0	0	0	1	0	0	0	0	0	0	0	0	0	0	0	0	0	0	0	L	27-38
09/30	at Chargers	S	2	1	1	0.0	0.0	0	0	0	0	0	0	0	0	0	0	0	0	0	0	0	0	0	0	L	27-29
10/07	Cardinals	S	4	3	1	0.0	0.0	1	0	2	0	0	0	0	0	0	0	0	0	0	0	0	0	0	0	L	18-28
10/15	at Packers	S	2	1	1	1.0	9.0	1	9	1	0	0	0	0	0	0	0	0	0	0	0	0	0	0	0	L	30-33
10/21	Rams	S	3	3	0	0.0	0.0	1	2	0	0	0	0	0	0	0	0	0	0	0	0	0	0	0	0	L	10-39
10/28	at Cardinals	S	1	0	1	0.0	0.0	0	0	0	0	0	0	1	0	0	0	0	0	0	0	0	0	0	0	L	15-18
11/01	Raiders	S	2	2	0	1.0	5.0	1	5	1	0	0	0	0	0	0	0	0	0	0	0	0	0	0	0	W	34-3
11/12	Giants	S	5	0	5	0.5	4.0	0	0	1	0	0	0	0	1	0	0	0	0	0	0	0	0	0	0	L	23-27
11/25	at Buccaneers	S	5	5	0	1.0	8.0	2	10	2	0	0	0	0	0	0	0	0	0	0	0	0	0	0	0	L	9-27
12/02	at Seahawks	S	7	3	4	2.0	6.0	2	6	2	0	0	0	0	0	0	0	0	0	0	0	0	0	0	0	L	16-43
12/09	Broncos	S	3	3	0	0.0	0.0	0	0	1	0	0	0	0	0	0	0	0	0	0	0	0	0	0	0	W	20-14
12/16	Seahawks	S	11	7	4	2.0	12.0	4	13	3	0	0	0	0	0	0	0	0	0	0	0	0	0	0	0	W	26-23+
12/23	Bears	S	3	3	0	1.0	3.0	1	3	1	0	0	0	0	0	1	0	0	0	0	0	0	0	0	0	L	9-14
12/30	at Rams	S	4	3	1	0.0	0.0	0	0	0	0	0	0	1	0	0	0	0	0	0	0	0	0	0	0	L	32-48

2018 TOTALS

+ - Overtime

2019 GAME-BY-GAME REGULAR-SEASON STATISTICS (49ERS)

DATE	OPPONENT	P/S	TACKLES							INTERCEPTIONS				FUMBLES			ST			MISC		W/L	SCORE				
			TK	S	A	SK	YDS	TFL	YDS	QBH	NO	YDS	LG	TD	PD	FF	FR	TD	YDS	TK	S			A	FF	FR	S
09/08	at Buccaneers	S	2	2	0	0.0	0.0	1	2	1	0	0	0	0	0	0	0	0	0	0	0	0	0	0	0	W	31-17
09/15	at Bengals	S	1	1	0	1.0	6.0	1	6	2	0	0	0	0	0	0	0	0	0	0	0	0	0	0	0	W	41-17
09/22	Steelers	S	10	6	4	1.0	9.0	0	0	2	0	0	0	0	1	1	0	0	0	0	0	0	0	0	0	W	24-20
10/07	Browns	S	4	2	2	1.0	12.0	0	0	1	0	0	0	0	1	1	0	0	0	1	1	0	0	0	0	W	31-3
10/13	at Rams	S	4	2	2	0.0	0.0	1	3	0	0	0	0	0	0	0	0	0	0	0	0	0	0	0	0	W	20-7
10/20	at Redskins	S	6	3	3	0.0	0.0	0	0	0	0	0	0	0	0	0	0	0	0	0	0	0	0	0	0	W	9-0
10/27	Panthers	S	2	1	1	0.0	0.0	0	0	1	0	0	0	0	1	0	0	0	0	0	0	0	0	0	0	W	51-13
10/31	at Cardinals	S	4	3	1	1.0	6.0	2	9	1	0	0	0	0	0	0	0	0	0	0	0	0	0	0	0	W	28-25
11/11	Seahawks	S	5	1	4	0.0	0.0	0	0	0	0	0	0	0	0	2	1	12	0	0	0	0	0	0	0	L	24-27+
11/17	Cardinals	S	2	2	0	1.0	3.0	1	3	1	0	0	0	0	0	0	0	0	0	0	0	0	0	0	0	W	36-26
11/24	Packers	S	5	1	4	0.5	1.0	0	0	2	0	0	0	0	0	0	0	0	0	0	0	0	0	0	0	W	37-8
12/01	at Ravens	S	6	4	2	1.0	0.0	0	0	1	0	0	0	0	0	0	0	0	0	0	0	0	0	0	0	L	17-20
12/08	at Saints	S	4	1	3	0.0	0.0	1	5	0	0	0	0	0	0	1	0	0	0	0	0	0	0	0	0	W	48-46
12/15	Falcons	S	1	1	0	0.0	0.0	0	0	0	0	0	0	0	0	0	0	0	0	0	0	0	0	0	0	L	22-29
12/21	Rams	S	1	1	0	0.0	0.0	1	1	0	0	0	0	0	0	0	0	0	0	0	0	0	0	0	0	W	34-31
12/29	at Seahawks	S	4	2	2	1.0	10.0	1	10	2	0	0	0	0	0	0	0	0	0	0	0	0	0	0	0	W	26-21

2019 TOTALS

+ - Overtime

2020 GAME-BY-GAME REGULAR-SEASON STATISTICS (COLTS)

DATE	OPPONENT	P/S	TACKLES							INTERCEPTIONS				FUMBLES			ST			MISC		W/L	SCORE				
			TK	S	A	SK	YDS	TFL	YDS	QBH	NO	YDS	LG	TD	PD	FF	FR	TD	YDS	TK	S			A	FF	FR	S
09/13	at Jaguars	S	6	4	2	0.0	0.0	1	2	0	0	0	0	0	0	0	0	0	0	0	0	0	0	0	0	L	20-27
09/20	Vikings	S	3	1	2	1.5	9.0	1	5	4	0	0	0	0	0	0	0	0	0	0	0	0	0	0	0	W	28-11
09/27	Jets	S	6	4	2	0.0	0.0	0	0	1	0	0	0	0	0	0	0	0	0	0	0	0	0	0	0	W	36-7
10/04	at Bears	S	3	1	2	0.0	0.0	0	0	3	0	0	0	0	1	0	0	0	0	0	0	0	0	0	0	W	19-11
10/11	at Browns	S	5	3	2	0.0	0.0	0	0	1	0	0	0	0	0	0	0	0	0	0	0	0	0	0	0	L	23-32
10/18	Bengals	S	5	4	1	1.0	8.0	2	8	4	0	0	0	0	0	0	0	0	0	0	0	0	0	0	0	W	31-27
11/01	at Lions	S	1	0	1	0.0	0.0	0	0	0	0	0	0	0	0	0	0	0	0	0	0	0	0	0	0	W	41-21
11/08	Ravens	S	5	2	3	0.0	0.0	0	0	0	0	0	0	0	1	0	0	0	0	0	0	0	0	0	0	L	10-24
11/12	at Titans	S	5	3	2	0.0	0.0	0	0	3	0	0	0	0	0	0	0	0	0	0	0	0	0	0	0	W	34-17
11/22	Packers	S	1	1	0	0.0	0.0	0	0	0	0	0	0	0	0	1	0	0	0	0	0	0	0	0	0	W	34-31+
11/29	Titans										RESERVE/COVID-19															L	26-45
12/06	at Texans	S	4	4	0	2.0	8.0	2	8	3	0	0	0	0	0	0	0	0	0	0	0	0	0	0	0	W	26-20
12/13	at Raiders	S	4	3	1	0.0	0.0	0	0	1	0	0	0	0	0	0	0	0	0	0	0	0	0	0	0	W	44-27
12/20	Texans	P	4	3	1	3.0	19.0	2	12	4	0	0	0	0	1	0	0	0	0	0	0	0	0	0	0	W	27-20
12/27	at Steelers	S	2	1	1	0.0	0.0	0	0	0	0	0	0	0	1	0	0	0	0	0	0	0	0	0	0	L	24-28
01/03	Jaguars	S	4	3	1	2.0	14.0	2	14	2	0	0	0	0	1	0	0	0	0	0	0	0	0	0	0	W	28-14

2020 TOTALS

+ - Overtime

DEFOREST BUCKNER

DEFENSIVE TACKLE
(OUM-FORE-157)

99



2021 GAME-BY-GAME REGULAR-SEASON STATISTICS (COLTS)

DATE	OPPONENT	P/S	TACKLES										INTERCEPTIONS				FUMBLES			ST			MISC		W/L	SCORE	
			TK	S	A	SK	YDS	TFL	YDS	QBH	NO	YDS	LG	TD	PD	FF	FR	TD	YDS	TK	S	A	FF	FR			S
09/12	Seahawks	S	6	5	1	1.0	7.0	1	7	2	0	0	0	0	0	0	0	0	0	0	0	0	0	0	0	L	16-28
09/19	Rams	S	6	2	4	0.0	0.0	0	0	2	0	0	0	0	1	0	0	0	0	0	0	0	0	0	0	L	24-27
09/26	at Titans	S	4	1	3	0.0	0.0	0	0	1	0	0	0	0	0	0	0	0	0	0	0	0	0	0	L	16-25	
10/03	at Dolphins	S	3	0	3	0.0	0.0	0	0	0	0	0	0	0	0	0	0	0	0	0	0	0	0	0	W	27-17	
10/11	at Ravens	S	4	2	2	0.0	0.0	0	0	0	0	0	0	0	0	0	0	0	0	0	0	0	0	0	L	25-31+	
10/17	Texans	S	5	4	1	1.0	9.0	2	10	1	0	0	0	0	0	0	0	0	0	0	0	0	0	0	W	31-3	
10/24	at 49ers	S	6	5	1	1.0	4.0	1	4	1	0	0	0	0	0	0	0	0	0	0	0	0	0	0	W	30-18	
10/31	Titans	S	2	2	0	1.0	8.0	1	8	1	0	0	0	0	0	0	0	0	0	0	0	0	0	0	L	31-34+	
11/04	Jets	S	6	3	3	0.0	0.0	1	2	1	0	0	0	0	1	0	0	0	0	0	0	0	0	0	W	45-30	
11/14	Jaguars	S	3	0	3	0.5	0.0	0	0	2	0	0	0	0	0	0	0	0	0	0	0	0	0	0	W	23-17	
11/21	at Bills	S	1	0	1	0.0	0.0	0	0	0	0	0	0	0	0	0	0	0	0	0	0	0	0	0	W	41-15	
11/28	Buccaneers	S	3	3	0	1.0	7.0	1	7	1	0	0	0	0	1	0	0	0	0	0	0	0	0	0	L	31-38	
12/05	at Texans	S	2	2	0	0.0	0.0	0	0	2	0	0	0	0	0	0	0	0	0	0	0	0	0	0	W	31-0	
12/18	Patriots	S	4	3	1	1.0	15.0	1	15	2	0	0	0	0	0	0	0	0	0	0	0	0	0	0	W	27-17	
12/25	at Cardinals	S	2	1	1	0.0	0.0	0	0	0	0	0	0	0	0	0	0	0	0	0	0	0	0	0	W	22-16	
01/02	Raiders	S	8	4	4	0.5	5.5	1	4	2	0	0	0	0	0	0	0	0	0	0	0	0	0	0	L	20-23	
01/09	at Jaguars	P	3	3	0	0.0	0.0	1	1	0	0	0	0	0	0	0	0	0	0	0	0	0	0	0	L	11-26	
2021 TOTALS		17-16	68	40	28	7.0	55.5	10	58	18	0	0	0	0	3	0	0	0	0	0	0	0	0	0	0	9-8	

+ - Overtime

2022 GAME-BY-GAME REGULAR-SEASON STATISTICS (COLTS)

DATE	OPPONENT	P/S	TACKLES										INTERCEPTIONS				FUMBLES			ST			MISC		W/L	SCORE
			TK	S	A	SK	YDS	TFL	YDS	QBH	NO	YDS	LG	TD	PD	FF	FR	TD	YDS	TK	S	A	FF	FR		
09/11	at Texans	S	4	2	2	0.0	0.0	0	0	0	0	0	0	0	0	1	0	0	0	0	0	0	0	0	T	20-20
09/18	at Jaguars	S	4	2	2	0.0	0.0	1	1	0	0	0	0	0	0	0	0	0	0	0	0	0	0	0	L	0-24
09/25	Chiefs	S	4	2	2	0.0	0.0	0	0	2	0	0	0	0	0	0	0	0	0	0	0	0	0	0	W	20-17
10/02	Titans	P	0	0	0	0.0	0.0	0	0	0	0	0	0	0	0	0	0	0	0	0	0	0	0	0	L	17-24
10/06	at Broncos	S	8	4	4	2.0	13.0	1	6	2	0	0	0	0	1	1	0	0	0	0	0	0	0	0	W	12-9+
10/16	Jaguars	S	5	3	2	1.0	14.0	1	14	1	0	0	0	0	0	0	0	0	0	0	0	0	0	0	W	34-27
10/23	at Titans	S	3	0	3	0.0	0.0	0	0	3	0	0	0	0	0	0	0	0	0	0	0	0	0	0	L	10-19
10/30	Commanders	S	3	2	1	1.0	1.0	1	1	2	0	0	0	0	0	0	0	0	0	0	0	0	0	0	L	16-17
11/06	at Patriots	S	7	4	3	1.0	4.0	1	2	3	0	0	0	0	0	0	0	0	0	0	0	0	0	0	L	3-26
11/13	at Raiders	S	5	3	2	0.5	3.5	0	0	1	0	0	0	0	1	0	0	0	0	0	0	0	0	0	W	25-20
11/20	Eagles	S	5	3	2	0.0	0.0	0	0	0	0	0	0	0	0	0	0	0	0	0	0	0	0	0	L	16-17
11/28	Steelers	S	6	5	1	0.0	0.0	1	0	0	0	0	0	0	0	0	0	0	0	0	0	0	0	0	L	17-24
12/04	at Cowboys	S	3	2	1	0.0	0.0	0	0	0	0	0	0	0	0	0	0	0	0	0	0	0	0	0	L	19-54
12/17	at Vikings	S	3	2	1	1.0	6.0	2	8	3	0	0	0	0	1	0	0	0	0	0	0	0	0	0	L	36-39+
12/26	Chargers	S	5	2	3	1.5	7.0	1	5	1	0	0	0	0	0	1	0	0	0	0	0	0	0	0	L	3-20
01/01	at Giants	S	5	4	1	0.0	0.0	0	0	1	0	0	0	0	0	0	0	0	0	0	0	0	0	0	L	10-38
01/08	Texans	S	4	4	0	0.0	0.0	2	6	3	0	0	0	0	0	0	0	0	0	0	0	0	0	0	L	31-32
2022 TOTALS		17-16	74	44	30	8.0	48.5	11	43	22	0	0	0	0	3	2	1	0	0	0	0	0	0	0	4-12-1	

+ - Overtime

DEFOREST BUCKNER

DEFENSIVE TACKLE
(OUH-FORE-157)

99



2023 GAME-BY-GAME REGULAR-SEASON STATISTICS (COLTS)

DATE	OPPONENT	P/S	TACKLES							INTERCEPTIONS				FUMBLES			ST			MISC		W/L	SCORE				
			TK	S	A	SK	YDS	TFL	YDS	QBH	NO	YDS	LG	TD	PD	FF	FR	TD	YDS	TK	S			A	FF	FR	S
09/10	Jaguars	S	7	4	3	1.0	1.0	1	2	2	0	0	0	0	0	1	1	1	26	0	0	0	0	0	0	L	21-31
09/17	at Texans	S	4	4	0	1.0	9.0	2	9	1	0	0	0	0	0	0	0	0	0	0	0	0	0	0	W	31-20	
09/24	at Ravens	S	2	1	1	0.0	0.0	0	0	0	0	0	0	0	0	0	0	0	0	0	0	0	0	0	W	22-19+	
10/01	Rams	P	2	1	1	0.0	0.0	0	0	0	0	0	0	0	0	0	0	0	0	0	0	0	0	0	L	23-29+	
10/08	Titans	S	6	1	5	0.0	0.0	0	0	1	0	0	0	0	0	0	0	0	0	0	0	0	0	0	W	23-16	
10/15	at Jaguars	S	3	1	2	1.0	10.0	1	10	1	0	0	0	0	0	0	0	0	0	0	0	0	0	0	L	20-37	
10/22	Browns	S	5	3	2	0.0	0.0	0	0	1	0	0	0	0	1	0	0	0	0	0	0	0	0	0	L	38-39	
10/29	Saints	S	3	2	1	1.0	4.0	0	0	1	0	0	0	0	0	1	0	0	0	0	0	0	0	0	L	27-38	
11/05	at Panthers	S	4	4	0	1.0	10.0	2	14	2	0	0	0	0	2	0	0	0	0	0	0	0	0	0	W	27-13	
11/12	at Patriots	S	8	4	4	0.0	0.0	1	2	2	0	0	0	0	0	0	0	0	0	0	0	0	0	0	W	10-6	
11/26	Buccaneers	S	6	5	1	0.0	0.0	1	2	0	0	0	0	0	1	0	0	0	0	0	0	0	0	0	W	27-20	
12/03	at Titans	S	6	3	3	0.5	0.0	0	0	3	0	0	0	0	1	0	0	0	0	0	0	0	0	0	W	31-28+	
12/10	at Bengals	S	8	3	5	0.0	0.0	0	0	0	0	0	0	0	1	0	0	0	0	0	0	0	0	0	L	14-34	
12/16	Steelers	S	4	3	1	0.5	2.0	1	3	2	0	0	0	0	0	0	0	0	0	0	0	0	0	0	W	30-13	
12/24	at Falcons	S	3	2	1	0.0	0.0	0	0	0	0	0	0	0	1	0	0	0	0	0	0	0	0	0	L	10-29	
12/31	Raiders	S	4	3	1	1.0	4.0	1	4	3	0	0	0	0	0	0	0	0	0	0	0	0	0	0	W	23-20	
01/06	Texans	S	6	1	5	1.0	8.0	1	8	2	0	0	0	0	0	0	0	0	0	0	0	0	0	0	L	19-23	
2023 TOTALS			17-16	81	45	36	8.0	48.0	11	54	21	0	0	0	0	7	2	1	1	26	0	0	0	0	0	0	8-8

+ - Overtime

2024 GAME-BY-GAME REGULAR-SEASON STATISTICS (COLTS)

DATE	OPPONENT	P/S	TACKLES							INTERCEPTIONS				FUMBLES			ST			MISC		W/L	SCORE				
			TK	S	A	SK	YDS	TFL	YDS	QBH	NO	YDS	LG	TD	PD	FF	FR	TD	YDS	TK	S			A	FF	FR	S
09/08	Texans	S	6	5	1	1.5	12.0	1	7	2	0	0	0	0	0	0	0	0	0	0	0	0	0	0	0	L	27-29
09/15	at Packers	P	1	0	1	0.0	0.0	0	0	0	0	0	0	0	0	0	0	0	0	0	0	0	0	0	0	L	10-16
09/22	Bears																									W	21-16
09/29	Steelers																									W	27-24
10/06	at Jaguars																									L	34-37
10/13	at Titans																									W	20-17
10/20	Dolphins																									W	16-10
10/27	at Texans	S	3	2	1	1.0	9.0	1	9	2	0	0	0	0	0	0	0	0	0	0	0	0	0	0	0	L	20-23
11/03	at Vikings	S	6	4	2	1.0	12.0	1	12	3	0	0	0	0	0	0	0	0	0	0	0	0	0	0	0	L	13-21
11/10	Bills	S	8	3	5	0.0	0.0	0	0	1	0	0	0	0	0	0	0	0	0	0	0	0	0	0	0	L	20-30
11/17	at Jets	S	6	2	4	0.0	0.0	1	13	0	0	0	0	0	0	0	0	0	0	0	0	0	0	0	0	W	28-27
11/24	Lions	S	7	2	5	1.0	9.0	1	9	2	0	0	0	0	0	0	0	0	0	0	0	0	0	0	0	L	6-24
12/01	at Patriots	S	7	1	6	1.0	11.0	1	11	1	0	0	0	0	0	0	0	0	0	0	0	0	0	0	0	W	25-24
12/15	at Broncos	S	3	2	1	1.0	9.0	1	9	1	0	0	0	0	0	0	0	0	0	0	0	0	0	0	0	L	13-31
12/22	Titans	S	5	3	2	0.0	0.0	1	1	1	0	0	0	0	1	0	0	0	0	0	0	0	0	0	0	W	38-30
12/29	at Giants	S	5	0	5	0.0	0.0	0	0	0	0	0	0	0	0	0	0	0	0	0	0	0	0	0	0	L	33-45
01/05	Jaguars	S	4	0	4	0.0	0.0	0	0	1	0	0	0	0	0	0	0	0	0	0	0	0	0	0	0	W	26-23+
2024 TOTALS			12-11	61	24	37	6.5	62.0	8	71	14	0	0	0	0	1	0	0	0	0	0	0	0	0	0	0	8-9

+ - Overtime

2025 GAME-BY-GAME REGULAR-SEASON STATISTICS (COLTS)

DATE	OPPONENT	P/S	TACKLES							INTERCEPTIONS				FUMBLES			ST			MISC		W/L	SCORE				
			TK	S	A	SK	YDS	TFL	YDS	QBH	NO	YDS	LG	TD	PD	FF	FR	TD	YDS	TK	S			A	FF	FR	S
09/07	Dolphins	S	3	0	3	0.0	0.0	0	0	0	0	0	0	0	0	0	0	0	0	0	0	0	0	0	0	W	33-8
09/14	Broncos	S	6	6	0	0.0	0.0	2	2	0	0	0	0	0	0	0	0	0	0	0	0	0	0	0	0	W	29-28
09/21	at Titans	S	5	3	2	0.0	0.0	0	0	1	0	0	0	0	0	0	0	0	0	0	0	0	0	0	0	W	41-20
09/28	at Rams	S	8	4	4	0.0	0.0	2	8	1	0	0	0	0	0	0	0	0	0	0	0	0	0	0	0	L	20-27
10/05	Raiders	S	6	3	3	1.0	6.0	1	6	2	0	0	0	0	0	0	0	0	0	0	0	0	0	0	0	W	40-6
10/12	Cardinals	S	3	2	1	0.0	0.0	0	0	3	0	0	0	0	0	0	0	0	0	0	0	0	0	0	0	W	31-27
2025 TOTALS			6-6	31	18	1.0	6.0	5	16	7	0	0	0	0	0	0	0	0	0	0	0	0	0	0	0	0	5-1

2019 GAME-BY-GAME POSTSEASON STATISTICS (49ERS)

DATE	OPPONENT	P/S	TACKLES							INTERCEPTIONS				FUMBLES			ST			MISC		W/L	SCORE				
			TK	S	A	SK	YDS	TFL	YDS	QBH	NO	YDS	LG	TD	PD	FF	FR	TD	YDS	TK	S			A	FF	FR	S
01/11	Vikings	S	2	2	0	1.0	8.0	1	1	1	0	0	0	0	0	1	0	0	0	0	0	0	0	0	0	W	27-10
01/19	Packers	S	4	4	0	0.0	0.0	0	0	0	0	0	0	0	0	0	1	0	0	0	0	0	0	0	0	W	37-20
02/02	at Chiefs	S	6	3	3	1.5	9.5	1	9	3	0	0	0	0	0	0	0	0	0	0	0	0	0	0	0	L	20-31
2019 TOTALS			3-3	12	9	3.25	17.5	2	10	4	0	0	0	0	0	1	1	0	0	0	0	0	0	0	0	0	2-1

DEFOREST BUCKNER

DEFENSIVE TACKLE
(OVR-FOR-E-1ST)

99



2020 GAME-BY-GAME POSTSEASON STATISTICS (COLTS)

DATE	OPPONENT	P/S	TACKLES							INTERCEPTIONS				FUMBLES			ST				MISC		SCORE					
			TK	S	A	SK	YDS	TFL	YDS	QBH	NO	YDS	LG	TD	PD	FF	FR	TD	YDS	TK	S	A		FF	FR	S	A	W/L
01/09	at Bills	S	2	2	0	0.0	0.0	0	0	1	0	0	0	0	0	0	0	0	0	0	0	0	0	0	0	0	L	24-27
2020 TOTALS		1-1	2	2	0	0.0	0.0	0	0	1	0	0	0	0	0	0	0	0	0	0	0	0	0	0	0	0	0-1	

CAMRYN BYNUM

SAFETY

0

6-0 200 LBS
NFL EXP: 5
(1ST YEAR WITH THE COLTS)
BORN: 7/19/98

Cal COLLEGE:
CALIFORNIA

4TH-AND-SHORT

- In his first four seasons with the Vikings (2021-24), he appeared in 65 games (54 starts) and compiled 337 tackles (213 solo), 5.0 tackles for loss, 1.5 sacks, 28 passes defended, eight interceptions, three forced fumbles, four fumble recoveries and five special teams stops. He also appeared in two postseason contests (one start) and tallied 10 tackles (six solo).
- First Team All-PAC-12 by the league's coaches (2020).
- Second Team All-PAC-12 by the league's coaches (2019).

DOWN THE STRETCH

What is on your bucket list: Swim with orcas in Norway

Hobbies/interests outside of football: Traveling

Do you have any pets: One dog and one turtle

What is the best concert you've ever been to: Bruno Mars

What has been your favorite experience/trip you've had: African safari

What's your favorite midnight snack: Kale with garlic, olive oil and garlic salt

What was your first job: Security in college

Any hidden talents: Not getting tired while on vacation or playing the piano

If you were playing trivia, what non-football category would you be best at: Animals or anything scientific

What's the best advice you've ever been given: Keep God first

What is one of your proudest accomplishments: Getting married



Signed by the Colts as an unrestricted free agent on March 17, 2025.

X @Cambeezy_

IG @cambeezy_24

JUST LIKE A MOVIE

On and off the field, Bynum knows a thing or two about being the main character. Even his love story with his wife, Lalaine, reads like a blockbuster movie script: the two met in 2022 while Bynum and his family were traveling in Dubai and were married just a year later. But, with Lalaine living in the Philippines – where Bynum’s mother is from – she needed a U.S. visa to join him in the states. After two unsuccessful applications, Bynum brought national attention to their situation during a post-game interview following a standout performance in the Vikings’ 2023 win over the 49ers. Thanks to help from Minnesota’s senators, who heard Bynum’s on-air plea, Lalaine’s third application was approved. Just three weeks later, she was in New Orleans to watch Bynum play in person for the first time. The pair welcomed their first child, baby girl Laila Glo Bynum, in May of 2025.



UNDERSIZED TO UNSTOPPABLE

Growing up, Bynum was never the biggest kid on the field – or even in the room. He knew that in order to achieve his NFL dreams, he’d have to work 10 times harder than most, and that’s why you could often find high-school Bynum training at 5 a.m. before class started. He’d be in the weight room, on uphill runs or even doing drills without a football so that he could build a strong foundation to offset his lack of size. Eventually, with proper nutrition and some luck from a late growth spurt, the Corona, Calif. native surged in size. But it was the skills and discipline from those early mornings that helped him surpass his peers. Bynum says the challenges he faced only made him a better performer, and he still carries that relentless work ethic today.

NFL HIGHLIGHTS

CAREER

- Has appeared in 71 career games (60 starts) over the last five seasons with the Colts (2025) and the Vikings (2021-24) and has compiled 360 tackles (226 solo), 5.0 tackles for loss, 1.5 sacks, 32 passes defended, 10 interceptions, three

forced fumbles, four fumble recoveries and five special teams stops. He has also appeared in two postseason contests (one start) and tallied 10 tackles (six solo).

2025 SEASON (COLTS)

- Has started six games and has recorded 23 tackles (13 solo), four passes defended and two interceptions. In Week 1 vs. MIA, he became the first player to post an interception in his Colts debut since Ronnie Harrison Jr. in Week 14 of 2023 at CIN, and the first to do it in Week 1 of his Colts debut since Greg Toler in 2013. He tallied another interception in Week 2 vs. DEN, and it marked the first time in his career he has recorded a pick in back-to-back games.

2024 SEASON (VIKINGS)

- In 2024, he started all 17 games and tallied 96 tackles (54 solo), 2.0 tackles for loss, 10 passes defended, three interceptions, and two fumble recoveries. He also appeared in one postseason contest and recorded three tackles (one solo).

2023 SEASON (VIKINGS)

- In 2023, he started all 17 games and compiled 137 tackles (94 solo), 2.0 tackles for loss, half a sack, nine passes defended, two interceptions and three forced fumbles.

2022 SEASON (VIKINGS)

- He started all 17 games in 2022 and registered 80 tackles (49 solo), six passes defended, two interceptions and two fumble recoveries. He also started one postseason contest and posted seven tackles (five solo).

2021 SEASON (VIKINGS)

- Appeared in 14 games (three starts) and recorded 24 tackles (16 solo), 1.0 tackle for loss, 1.0 sack, three passes defended and one interception.

COLLEGE

- Started 42 games at the University of California, Berkeley (2016-2020) and registered 188 tackles (123 solo), 7.5 tackles for loss, half a sack, 29 passes defended and six interceptions.
- As a senior, he started four games in the shortened 2020 season and compiled 19 tackles (14 solo), 2.0 tackles for loss, two passes defended and one interception. He was named First Team All-Pac-12 by the league’s coaches.
- In 2019, he earned Second Team All-Pac-12 honors by the league’s coaches after he started 13 games and tallied 63 tackles (39 solo), 3.0 tackles for loss, nine passes defended and one interception.
- As a redshirt sophomore, he started 13 games in 2018 and posted 48 tackles (33 solo), 2.5 tackles for loss, 10 passes defended and two interceptions. He was an Associated Press Second Team All-Pac-12 selection.
- In 2017, he started 12 games and totaled 58

CAMRYN BYNUM

SAFETY



tackles (37 solo), half a sack, eight passes defended and two interceptions.

- Redshirted in 2016.

PERSONAL

- Attended Centennial High School in Corona, Calif.
- In his two varsity seasons (2014-15), he compiled 136 tackles, 15 passes defended, six interceptions, and two fumble recoveries.
- Helped lead the team win two conference titles, a Southern Section Pac 5 crown and an appearance in the state championship game

during his 2015 senior campaign.

- Founded the Bynum Faith Foundation to offer hope, assistance and support to underserved communities in the United States and the Philippines.
- Majored in American studies.
- A native of Corona, Calif.

TRANSACTIONS

- Signed by the Colts as an unrestricted free agent on March 17, 2025.
- Selected by the Minnesota Vikings in the fourth round (125th overall) of the 2021 NFL Draft.

CAMRYN BYNUM'S - NFL REGULAR SEASON STATISTICS

DATE	TEAM	GP	GS	TACKLES										INTERCEPTIONS					FUMBLES					ST			MISC		
				TK	S	A	TFL	YDS	SK	YDS	QBH	NO	YDS	LG	TD	PD	FF	FR	TD	YDS	TK	S	A	FF	FR	S	A		
2021	Vikings	14	3	24	16	8	1	9	1.0	9.0	1	1	27	27	0	3	0	0	0	0	4	4	0	0	0	0	0		
2022	Vikings	17	17	80	49	31	0	0	0.0	0.0	0	2	17	12	0	6	0	2	0	55	1	0	1	0	0	0			
2023	Vikings	17	17	137	94	43	2	1	0.5	2.0	1	2	0	0	0	9	3	0	0	0	0	0	0	0	0	0			
2024	Vikings	17	17	96	54	42	2	4	0.0	0.0	0	3	3	3	0	10	0	2	0	0	0	0	0	0	0	0			
2025	Colts	6	6	23	13	10	0	0	0.0	0.0	0	2	14	14	0	4	0	0	0	0	0	0	0	0	0	0			
TOTALS		71	60	360	226	134	5	14	1.5	11.0	2	10	61	27	0	32	3	4	0	55	5	4	1	0	0	0			

CAMRYN BYNUM'S - NFL POSTSEASON STATISTICS

DATE	TEAM	GP	GS	TACKLES										INTERCEPTIONS					FUMBLES					ST			MISC		
				TK	S	A	TFL	YDS	SK	YDS	QBH	NO	YDS	LG	TD	PD	FF	FR	TD	YDS	TK	S	A	FF	FR	S	A		
2022	Vikings	1	1	7	5	2	0	0	0.0	0.0	0	0	0	0	0	0	0	0	0	0	0	0	0	0	0	0			
2024	Vikings	1	0	3	1	2	0	0	0.0	0.0	0	0	0	0	0	0	0	0	0	0	0	0	0	0	0	0			
TOTALS		2	1	10	6	4	0	0	0.0	0.0	0	0	0	0	0	0	0	0	0	0	0	0	0	0	0	0			

SINGLE-GAME HIGHS: DEFENSIVE

- Total Tackles** 15 at Philadelphia Eagles, Sep 14, 2023
12 at Carolina Panthers, Oct 01, 2023
...1 more at 12.
- Solo Tackles** 9 at Chicago Bears, Oct 15, 2023
...1 more at 9.
- Sacks** 1.0 at Los Angeles Chargers, Nov 14, 2021
0.5 at Green Bay Packers, Oct 29, 2023
- Passes Defensed** 2 vs. Miami Dolphins, Sep 07, 2025
...6 more at 2.
- Forced Fumbles** 2 vs. Detroit Lions, Dec 24, 2023
1 at Carolina Panthers, Oct 01, 2023
- Fumble Recoveries** 1 vs. Green Bay Packers, Dec 29, 2024
...3 more at 1.

- Tackles For Loss** 1 at Seattle Seahawks, Dec 22, 2024
...3 more at 1.
- Interceptions** 2 vs. San Francisco 49ers, Oct 23, 2023
1 vs. Denver Broncos, Sep 14, 2025
...7 more at 1.
- Interception Return Yards** 27 at Baltimore Ravens, Nov 07, 2021
12 vs. Arizona Cardinals, Oct 30, 2022
5 vs. New York Jets, Dec 04, 2022
- Special Teams Tackles** 2 at Cincinnati Bengals, Sep 12, 2021
1 at Chicago Bears, Jan 08, 2023
...2 more at 1.
- Longest Opp Fumble Return** 40 at Buffalo Bills, Nov 13, 2022
15 at Miami Dolphins, Oct 16, 2022

SINGLE-GAME HIGHS - POSTSEASON: DEFENSIVE

- Total Tackles** 7 vs. New York Giants, Jan 15, 2023
3 at Los Angeles Rams, Jan 13, 2025

- Solo Tackles** 5 vs. New York Giants, Jan 15, 2023

CAMRYN BYNUM

SAFETY



2021 GAME-BY-GAME REGULAR-SEASON STATISTICS (VIKINGS)

DATE	OPPONENT	P/S	TACKLES							INTERCEPTIONS				FUMBLES			ST			MISC		W/L	SCORE				
			TK	S	A	SK	YDS	TFL	YDS	QBH	NO	YDS	LG	TD	PD	FF	FR	TD	YDS	TK	S			A	FF	FR	S
09/12	at Bengals	P	0	0	0	0.0	0.0	0	0	0	0	0	0	0	0	0	0	0	2	2	0	0	0	0	0	L	24-27+
09/19	at Cardinals	P	0	0	0	0.0	0.0	0	0	0	0	0	0	0	0	0	0	0	0	0	0	0	0	0	0	L	33-34
09/26	Seahawks	P	1	1	0	0.0	0.0	0	0	0	0	0	0	0	0	0	0	0	1	1	0	0	0	0	0	W	30-17
10/03	Browns	P	0	0	0	0.0	0.0	0	0	0	0	0	0	0	0	0	0	0	0	0	0	0	0	0	0	L	7-14
10/10	Lions	P	0	0	0	0.0	0.0	0	0	0	0	0	0	0	0	0	0	0	0	0	0	0	0	0	0	W	19-17
10/17	at Panthers	P	0	0	0	0.0	0.0	0	0	0	0	0	0	0	0	0	0	0	0	0	0	0	0	0	0	W	34-28+
10/31	Cowboys	P	1	1	0	0.0	0.0	0	0	0	0	0	0	0	0	0	0	0	0	0	0	0	0	0	0	L	16-20
11/07	at Ravens	S	12	8	4	0.0	0.0	0	0	0	1	27	27	0	1	0	0	0	0	0	0	0	0	0	0	L	31-34+
11/14	at Chargers	S	6	5	1	1.0	9.0	1	9	1	0	0	0	0	1	0	0	0	0	0	0	0	0	0	0	W	27-20
11/21	Packers	S	0	0	0	0.0	0.0	0	0	0	0	0	0	0	0	0	0	0	0	0	0	0	0	0	0	W	34-31
11/28	at 49ers																									L	26-34
12/05	at Lions																									L	27-29
12/09	Steelers	P	0	0	0	0.0	0.0	0	0	0	0	0	0	0	0	0	0	0	0	0	0	0	0	0	0	W	36-28
12/20	at Bears	P	0	0	0	0.0	0.0	0	0	0	0	0	0	0	0	0	0	0	0	0	0	0	0	0	0	W	17-9
12/26	Rams	P	2	1	1	0.0	0.0	0	0	0	0	0	0	0	1	0	0	0	0	0	0	0	0	0	0	L	23-30
01/02	at Packers	P	2	0	2	0.0	0.0	0	0	0	0	0	0	0	0	0	0	0	1	1	0	0	0	0	0	L	10-37
01/09	Bears																									W	31-17
2021 TOTALS		14-3	24	16	8	1.0	9.0	1	9	1	1	27	27	0	3	0	0	0	0	4	4	0	0	0	0	0	8-9

+ - Overtime

2022 GAME-BY-GAME REGULAR-SEASON STATISTICS (VIKINGS)

DATE	OPPONENT	P/S	TACKLES							INTERCEPTIONS				FUMBLES			ST			MISC		W/L	SCORE				
			TK	S	A	SK	YDS	TFL	YDS	QBH	NO	YDS	LG	TD	PD	FF	FR	TD	YDS	TK	S			A	FF	FR	S
09/11	Packers	S	7	4	3	0.0	0.0	0	0	0	0	0	0	0	0	0	0	0	0	0	0	0	0	0	0	W	23-7
09/19	at Eagles	S	8	4	4	0.0	0.0	0	0	0	0	0	0	0	0	0	0	0	0	0	0	0	0	0	0	L	7-24
09/25	Lions	S	5	2	3	0.0	0.0	0	0	0	0	0	0	0	0	0	0	0	0	0	0	0	0	0	0	W	28-24
10/02	at Saints	S	6	4	2	0.0	0.0	0	0	0	0	0	0	0	0	0	0	0	0	0	0	0	0	0	0	W	28-25
10/09	Bears	S	1	0	1	0.0	0.0	0	0	0	0	0	0	0	0	0	0	0	0	0	0	0	0	0	0	W	29-22
10/16	at Dolphins	S	4	4	0	0.0	0.0	0	0	0	0	0	0	0	2	0	1	0	15	0	0	0	0	0	0	W	24-16
10/30	Cardinals	S	2	2	0	0.0	0.0	0	0	0	1	12	12	0	1	0	0	0	0	0	0	0	0	0	0	W	34-26
11/06	at Commanders	S	1	0	1	0.0	0.0	0	0	0	0	0	0	0	0	0	0	0	0	0	0	0	0	0	0	W	20-17
11/13	at Bills	S	5	3	2	0.0	0.0	0	0	0	0	0	0	0	0	0	1	0	40	0	0	0	0	0	0	W	33-30+
11/20	Cowboys	S	8	6	2	0.0	0.0	0	0	0	0	0	0	0	0	0	0	0	0	0	0	0	0	0	0	L	3-40
11/24	Patriots	S	3	2	1	0.0	0.0	0	0	0	0	0	0	1	0	0	0	0	0	0	0	0	0	0	0	W	33-26
12/04	Jets	S	7	6	1	0.0	0.0	0	0	0	1	5	5	0	2	0	0	0	0	0	0	0	0	0	0	W	27-22
12/11	at Lions	S	1	0	1	0.0	0.0	0	0	0	0	0	0	0	0	0	0	0	0	0	0	0	0	0	0	L	23-34
12/17	Colts	S	7	4	3	0.0	0.0	0	0	0	0	0	0	0	0	0	0	0	0	0	0	0	0	0	0	W	39-36+
12/24	Giants	S	3	2	1	0.0	0.0	0	0	0	0	0	0	0	0	0	0	0	0	0	0	0	0	0	0	W	27-24
01/01	at Packers	S	9	4	5	0.0	0.0	0	0	0	0	0	0	0	0	0	0	0	0	0	0	0	0	0	0	L	17-41
01/08	at Bears	S	3	2	1	0.0	0.0	0	0	0	0	0	0	0	0	0	0	0	1	0	1	0	0	0	0	W	29-13
2022 TOTALS		17-17	80	49	31	0.0	0.0	0	0	0	2	17	12	0	6	0	2	0	55	1	0	1	0	0	0	0	13-4

+ - Overtime

CAMRYN BYNUM

SAFETY



2023 GAME-BY-GAME REGULAR-SEASON STATISTICS (VIKINGS)

DATE	OPPONENT	P/S	TACKLES							INTERCEPTIONS				FUMBLES			ST			MISC		W/L	SCORE				
			TK	S	A	SK	YDS	TFL	YDS	QBH	NO	YDS	LG	TD	PD	FF	FR	TD	YDS	TK	S			A	FF	FR	S
09/10	Buccaneers	S	10	5	5	0.0	0.0	0	0	0	0	0	0	0	0	0	0	0	0	0	0	0	0	0	0	L	17-20
09/14	at Eagles	S	15	6	9	0.0	0.0	1	1	0	0	0	0	0	0	0	0	0	0	0	0	0	0	0	0	L	28-34
09/24	Chargers	S	6	5	1	0.0	0.0	1	0	0	0	0	0	1	0	0	0	0	0	0	0	0	0	0	0	L	24-28
10/01	at Panthers	S	12	9	3	0.0	0.0	0	0	0	0	0	0	0	1	0	0	0	0	0	0	0	0	0	0	W	21-13
10/08	Chiefs	S	8	7	1	0.0	0.0	0	0	0	0	0	0	1	0	0	0	0	0	0	0	0	0	0	0	L	20-27
10/15	at Bears	S	9	9	0	0.0	0.0	0	0	0	0	0	0	0	0	0	0	0	0	0	0	0	0	0	0	W	19-13
10/23	49ers	S	9	7	2	0.0	0.0	0	0	0	2	0	0	0	2	0	0	0	0	0	0	0	0	0	0	W	22-17
10/29	at Packers	S	7	6	1	0.5	2.0	0	0	0	1	0	0	0	0	2	0	0	0	0	0	0	0	0	0	W	24-10
11/05	at Falcons	S	4	2	2	0.0	0.0	0	0	0	0	0	0	1	0	0	0	0	0	0	0	0	0	0	0	W	31-28
11/12	Saints	S	3	1	2	0.0	0.0	0	0	0	0	0	0	1	0	0	0	0	0	0	0	0	0	0	0	W	27-19
11/19	at Broncos	S	8	5	3	0.0	0.0	0	0	0	0	0	0	0	0	0	0	0	0	0	0	0	0	0	0	L	20-21
11/27	Bears	S	8	6	2	0.0	0.0	0	0	0	0	0	0	0	0	0	0	0	0	0	0	0	0	0	0	L	10-12
12/10	at Raiders	S	4	3	1	0.0	0.0	0	0	0	0	0	0	1	0	0	0	0	0	0	0	0	0	0	0	W	3-0
12/16	at Bengals	S	9	8	1	0.0	0.0	0	0	0	0	0	0	0	0	0	0	0	0	0	0	0	0	0	0	L	24-27+
12/24	Lions	S	8	6	2	0.0	0.0	0	0	0	0	0	0	0	2	0	0	0	0	0	0	0	0	0	0	L	24-30
12/31	Packers	S	10	5	5	0.0	0.0	0	0	0	0	0	0	0	0	0	0	0	0	0	0	0	0	0	0	L	10-33
01/07	at Lions	S	7	4	3	0.0	0.0	0	0	0	0	0	0	0	0	0	0	0	0	0	0	0	0	0	0	L	20-30
2023 TOTALS		17-17	137	94	43	0.5	2.0	2	1	1	2	0	0	0	9	3	0	0	0	0	0	0	0	0	0	7-10	

+ - Overtime

2024 GAME-BY-GAME REGULAR-SEASON STATISTICS (VIKINGS)

DATE	OPPONENT	P/S	TACKLES							INTERCEPTIONS				FUMBLES			ST			MISC		W/L	SCORE				
			TK	S	A	SK	YDS	TFL	YDS	QBH	NO	YDS	LG	TD	PD	FF	FR	TD	YDS	TK	S			A	FF	FR	S
09/08	at Giants	S	4	2	2	0.0	0.0	0	0	0	0	0	0	0	0	0	0	0	0	0	0	0	0	0	0	W	28-6
09/15	49ers	S	8	3	5	0.0	0.0	0	0	0	0	0	0	0	0	0	0	0	0	0	0	0	0	0	0	W	23-17
09/22	Texans	S	6	5	1	0.0	0.0	0	0	0	1	3	3	0	1	0	0	0	0	0	0	0	0	0	0	W	34-7
09/29	at Packers	S	7	6	1	0.0	0.0	0	0	0	0	0	0	2	0	1	0	0	0	0	0	0	0	0	0	W	31-29
10/06	Jets	S	6	4	2	0.0	0.0	0	0	0	1	0	0	0	2	0	0	0	0	0	0	0	0	0	0	W	23-17
10/20	Lions	S	5	2	3	0.0	0.0	0	0	0	0	0	0	0	0	0	0	0	0	0	0	0	0	0	0	L	29-31
10/24	at Rams	S	7	3	4	0.0	0.0	0	0	0	0	0	0	1	0	0	0	0	0	0	0	0	0	0	0	L	20-30
11/03	Colts	S	5	2	3	0.0	0.0	0	0	0	0	0	0	1	0	0	0	0	0	0	0	0	0	0	0	W	21-13
11/10	at Jaguars	S	3	1	2	0.0	0.0	0	0	0	1	0	0	0	1	0	0	0	0	0	0	0	0	0	0	W	12-7
11/17	at Titans	S	2	1	1	0.0	0.0	0	0	0	0	0	0	0	0	0	0	0	0	0	0	0	0	0	0	W	23-13
11/24	at Bears	S	5	3	2	0.0	0.0	0	0	0	0	0	0	1	0	0	0	0	0	0	0	0	0	0	0	W	30-27+
12/01	Cardinals	S	10	7	3	0.0	0.0	0	0	0	0	0	0	0	0	0	0	0	0	0	0	0	0	0	0	W	23-22
12/08	Falcons	S	7	2	5	0.0	0.0	0	0	0	0	0	0	0	0	0	0	0	0	0	0	0	0	0	0	W	42-21
12/16	Bears	S	4	3	1	0.0	0.0	0	0	0	0	0	0	0	0	0	0	0	0	0	0	0	0	0	0	W	30-12
12/22	at Seahawks	S	6	2	4	0.0	0.0	1	1	0	0	0	0	0	1	0	0	0	0	0	0	0	0	0	0	W	27-24
12/29	Packers	S	4	1	3	0.0	0.0	0	0	0	0	0	0	0	0	1	0	0	0	0	0	0	0	0	0	W	27-25
01/05	at Lions	S	7	7	0	0.0	0.0	1	3	0	0	0	0	0	0	0	0	0	0	0	0	0	0	0	0	L	9-31
2024 TOTALS		17-17	96	54	42	0.0	0.0	2	4	0	3	3	3	0	10	0	2	0	0	0	0	0	0	0	0	14-3	

+ - Overtime

2025 GAME-BY-GAME REGULAR-SEASON STATISTICS (COLTS)

DATE	OPPONENT	P/S	TACKLES							INTERCEPTIONS				FUMBLES			ST			MISC		W/L	SCORE					
			TK	S	A	SK	YDS	TFL	YDS	QBH	NO	YDS	LG	TD	PD	FF	FR	TD	YDS	TK	S			A	FF	FR	S	A
09/07	Dolphins	S	3	1	2	0.0	0.0	0	0	0	1	14	14	0	2	0	0	0	0	0	0	0	0	0	0	0	W	33-8
09/14	Broncos	S	4	3	1	0.0	0.0	0	0	0	1	0	0	0	1	0	0	0	0	0	0	0	0	0	0	W	29-28	
09/21	at Titans	S	4	3	1	0.0	0.0	0	0	0	0	0	0	0	0	0	0	0	0	0	0	0	0	0	0	W	41-20	
09/28	at Rams	S	7	4	3	0.0	0.0	0	0	0	0	0	0	0	0	0	0	0	0	0	0	0	0	0	0	L	20-27	
10/05	Raiders	S	3	0	3	0.0	0.0	0	0	0	0	0	0	0	0	0	0	0	0	0	0	0	0	0	0	W	40-6	
10/12	Cardinals	S	2	2	0	0.0	0.0	0	0	0	0	0	0	0	1	0	0	0	0	0	0	0	0	0	0	W	31-27	
2025 TOTALS		6-6	23	13	10	0.0	0.0	0	0	0	2	14	14	0	4	0	0	0	0	0	0	0	0	0	0	5-1		

2022 GAME-BY-GAME POSTSEASON STATISTICS (VIKINGS)

DATE	OPPONENT	P/S	TACKLES							INTERCEPTIONS				FUMBLES			ST			MISC		W/L	SCORE				
			TK	S	A	SK	YDS	TFL	YDS	QBH	NO	YDS	LG	TD	PD	FF	FR	TD	YDS	TK	S			A	FF	FR	S
01/15	Giants	S	7	5	2	0.0	0.0	0	0	0	0	0	0	0	0	0	0	0	0	0	0	0	0	0	0	L	24-31
2022 TOTALS		1-1	7	5	2	0.0	0.0	0	0	0	0	0	0	0	0	0	0	0	0	0	0	0	0	0	0	0-1	

2024 GAME-BY-GAME POSTSEASON STATISTICS (VIKINGS)

DATE	OPPONENT	P/S	TACKLES							INTERCEPTIONS				FUMBLES			ST			MISC		SCORE						
			TK	S	A	SK	YDS	TFL	YDS	QBH	NO	YDS	LG	TD	PD	FF	FR	TD	YDS	TK	S		A	FF	FR	S	A	W/L
01/13	at Rams	P	3	1	2	0.0	0.0	0	0	0	0	0	0	0	0	0	0	0	0	0	0	0	0	0	0	0	L	9-27
2024 TOTALS		1-0	3	1	2	0.0	0.0	0	0	0	0	0	0	0	0	0	0	0	0	0	0	0	0	0	0	0	0-1	

6-0 212 LBS

NFL EXP: 4

(4TH YEAR WITH THE COLTS)

BORN: 9/10/01



**COLLEGE:
MARYLAND**

4TH-AND-SHORT

- In his first three seasons, he appeared in 50 games (21 starts) and totaled 184 tackles (110 solo), 70 tackles for loss, 1.0 sack, seven passes defended, four interceptions, one forced fumble and one fumble recovery. He also has 17 special teams tackles and one blocked punt.
- Became the youngest player in Colts history to start a game in the Super Bowl era and the second-youngest player to ever play in a Colts uniform.
- His father, Michael, emigrated from Jamaica and his mother, Anna Awah-Cross, is from Trinidad and Tobago.

DOWN THE STRETCH

What is on your bucket list: Visit the White House (Super Bowl).

Do you have any pets: Two dogs, Grace and Ghost

Nickname: Cleave

Who is your mentor: My auntie, Theresa Yancy and Mrs. Jennifer

Favorite artist: Yung Joka

What are your pet peeves: Negative energy

What is your hidden talent: I make some scrumptious baked cookies.

What are your hobbies off the field: Bowling and video games



Selected by the Colts in the third round (96th overall) of the 2022 NFL Draft.

THE WAIT WAS WORTH IT

Cross always knew he wanted to play football. He would watch highlights on the computer and cry when his favorite NFL team lost. He wanted to play youth football and emulate his favorite players, but his father wanted him to wait. His father, Michael, told Cross that he could start playing when he got to high school. Cross stayed with soccer and basketball until then before making the transition to football. He flourished and finished his high school career as the No. 4 ranked safety in the nation.

NFL HIGHLIGHTS

CAREER

- Has appeared in 56 games (27 starts) in four seasons with the Colts (2022-25) and has totaled 231 tackles (137 solo), 11.0 tackles for loss, 2.5 sacks, nine passes defended, four interceptions, one forced fumble and one fumble recovery. He also has 17 special teams tackles and one blocked punt.

2025 SEASON (COLTS)

- Has started six games and has recorded 47 tackles (27 solo), 4.0 tackles for loss, 1.5 sacks and one pass defended. In Week 1 vs. MIA, Cross and Kenny Moore II were the first two Colts defensive backs to record a sack in a game since Week 10 of 2012 (Antoine Bethea, Josh Gordy and Tom Zbikowski). In Week 4 at LAR, he compiled a team-high 14 tackles (six solo) and half a sack, ranking him third among Colts defensive backs in games with at least 10 tackles (seven) in franchise history.

2024 SEASON (COLTS)

- In 2024, he started all 17 games and tallied a career-high 145 tackles (86 solo), 6.0 tackles for loss, 1.0 sack, five passes defended, three interceptions and one forced fumble. In Week 1 vs. HOU, he compiled a team-high 14 tackles (eight solo). In Week 2 at GB, he tallied 15 tackles (10 solo). In Week 3 vs. CHI, he registered 10 tackles (six solo) and one pass defended. It marked his third consecutive 10-plus tackle game for the first time in his career. In Week 4 vs. PIT, he recorded eight tackles (seven solo) and his first career forced fumble. In Week 5 at JAX, he compiled five tackles (two solo), one pass defended and one interception. In Week 12 vs. DET, he accumulated 14 tackles (six solo) and a single-game career-high 2.0 tackles for loss. In Week 13 at NE, he recorded nine tackles (eight solo), 1.0 tackle for loss and his first career sack.

2023 SEASON (COLTS)

- In 2023, he appeared in all 17 games (two starts) and tallied 30 tackles (16 solo), 1.0 tackle for loss, two passes defended, one interception and nine special teams tackles. Also added one blocked punt. In Week 13 at TEN, he recorded a

career-high five tackles (four solo) and one pass defended. On special teams, he blocked a punt in the third quarter and it was returned 18 yards for a touchdown by linebacker Grant Stuard. In Week 14 at CIN, he tallied four tackles (two solo). In Week 15 vs. PIT, he registered two tackles, one pass defended, one interception and one special teams stop. In Week 17 vs. LV, he totaled a single-game career-high nine tackles (three solo).

2022 SEASON (COLTS)

- He appeared in 16 games (two starts) in 2022 and registered nine tackles (eight solo) and eight special teams stops. In Week 1 vs. HOU, Cross became the youngest player in Colts history to start a game in the Super Bowl era and the second-youngest player to ever play in a Colts uniform.

COLLEGE

- Appeared in 29 games (21 starts) at Maryland (2019-21) and compiled 135 tackles (89 solo), 5.5 tackles for loss, 4.0 sacks, 18 passes defended, six interceptions and three forced fumbles. He was a three-time All-Big Ten honorable mention selection (2019-21).
- In 2021, he garnered All-Big Ten honorable mention accolades after he started all 13 games and tallied 67 tackles (45 solo), 3.5 tackles for loss, 3.0 sacks, seven passes defended, a team-high three interceptions and a team-high two forced fumbles. In the New Era PinStripe Bowl vs. Virginia, he forced a fumble that was returned for a touchdown by a teammate.
- As a true sophomore, he appeared in four games (three starts) and recorded 23 tackles (14 solo), 1.0 tackle for loss, 1.0 sack, four passes defended, a team-high one interception and one forced fumble. Named an All-Big Ten honorable mention selection. In a win against Penn State, he had a team-high eight tackles (four solo), 1.0 tackle for loss, 1.0 sack, two passes defended, one interception and his first career forced fumble.
- In 2019, he saw action in 12 games (five starts) and accumulated 45 tackles (30 solo), 1.0 tackle for loss, seven passes defended and two interceptions. Registered team highs in passes defended (seven) and interceptions (two). Against No. 1 Ohio State, he recorded a then single-game career-high nine tackles (six solo).

PERSONAL

- Attended DeMatha Catholic High School in Hyattsville, Md.
- Ranked the No. 4 safety in the 2019 recruiting class.

- Rated a four-star recruit coming out of high school and the top ranked player in Maryland.
- Named a First Team *Washington Post* All-Metro selection and a two-time First Team WCAC choice.
- Received almost 40 scholarship offers coming out of high school.
- As a senior, he tallied 94 tackles and four interceptions.
- Was roommates at Maryland with Dino Tomlin, the son of Steelers Head Coach Mike Tomlin.
- Also competed on the indoor track team at Maryland.
- In 2023, he volunteered around the holidays for

Horseshoe Helpings and Shop with a Colt community events.

- Plays the saxophone.
- His father, Michael, emigrated from Jamaica and his mother, Anna Awah-Cross, is from Trinidad and Tobago.
- Majored in business.
- A native of Bowie, Md.

TRANSACTIONS

- Selected by the Colts in the third round (96th overall) of the 2022 NFL Draft.

NICK CROSS' - NFL REGULAR SEASON STATISTICS

DATE	TEAM	GP	GS	TACKLES										INTERCEPTIONS					FUMBLES					ST					MISC				
				TK	S	A	TFL	YDS	SK	YDS	QBH	NO	YDS	LG	TD	PD	FF	FR	TD	YDS	TK	S	A	FF	FR	S	A	FF	FR	S	A		
2022	Colts	16	2	9	8	1	0	0	0.0	0.0	0	0	0	0	0	0	0	0	0	1	0	0	8	3	5	0	0	0	0	0			
2023	Colts	17	2	30	16	14	1	2	0.0	0.0	0	1	18	18	0	2	0	0	0	0	9	8	1	0	0	0	0	0	0				
2024	Colts	17	17	145	85	60	6	21	1.0	2.0	1	3	25	20	0	5	1	0	0	0	1	1	0	0	0	0	0	0	0				
2025	Colts	6	6	47	27	20	4	11	1.5	11.5	2	0	0	0	0	2	0	0	0	0	0	0	0	0	0	0	0	0	0				
TOTALS		56	27	231	136	95	11	34	2.5	13.5	3	4	43	20	0	9	1	0	0	0	18	12	6	0	0	0	0	0	0				

SINGLE-GAME HIGHS: DEFENSIVE

- Total Tackles** 15 at Green Bay Packers, Sep 15, 2024
14 at Los Angeles Rams, Sep 28, 2025
...2 more at 14.
- Solo Tackles** 10 at Green Bay Packers, Sep 15, 2024
8 at New England Patriots, Dec 01, 2024
...1 more at 8.
- Sacks** 1.0 vs. Miami Dolphins, Sep 07, 2025
...1 more at 1.0.
- Passes Defensed** 1 vs. Las Vegas Raiders, Oct 05, 2025
...8 more at 1.
- Forced Fumbles** 1 vs. Pittsburgh Steelers, Sep 29, 2024

- Fumble Recoveries** 1 vs. Jacksonville Jaguars, Oct 16, 2022
- Tackles For Loss** 2 vs. Detroit Lions, Nov 24, 2024
1 vs. Arizona Cardinals, Oct 12, 2025
...8 more at 1.
- Interceptions** 1 at Denver Broncos, Dec 15, 2024
...3 more at 1.
- Interception Return Yards** 20 at Minnesota Vikings, Nov 03, 2024
18 vs. Pittsburgh Steelers, Dec 16, 2023
5 at Denver Broncos, Dec 15, 2024
- Special Teams Tackles** 3 at Las Vegas Raiders, Nov 13, 2022
2 vs. Cleveland Browns, Oct 22, 2023
...1 more at 2.

2022 GAME-BY-GAME REGULAR-SEASON STATISTICS (COLTS)

DATE	OPPONENT	P/S	TACKLES										INTERCEPTIONS					FUMBLES					ST					MISC				
			TK	S	A	SK	YDS	TFL	YDS	QBH	NO	YDS	LG	TD	PD	FF	FR	TD	YDS	TK	S	A	FF	FR	S	A	FF	FR	S	A	W/L	SCORE
09/11	at Texans	S	4	4	0	0	0	0	0	0	0	0	0	0	0	0	0	0	0	0	0	0	0	0	0	0	0	0	0	T	20-20	
09/18	at Jaguars	S	4	3	1	0	0	0	0	0	0	0	0	0	0	0	0	0	0	1	0	1	0	0	0	0	0	0	L	0-24		
09/25	Chiefs	P	0	0	0	0	0	0	0	0	0	0	0	0	0	0	0	0	0	0	0	0	0	0	0	0	0	0	W	20-17		
10/02	Titans	P	0	0	0	0	0	0	0	0	0	0	0	0	0	0	0	0	0	0	0	0	0	0	0	0	0	0	L	17-24		
10/06	at Broncos	P	0	0	0	0	0	0	0	0	0	0	0	0	0	0	0	0	0	0	0	0	0	0	0	0	0	0	W	12-9+		
10/16	Jaguars	P	0	0	0	0	0	0	0	0	0	0	0	0	0	1	0	0	0	0	0	0	0	0	0	0	0	0	W	34-27		
10/23	at Titans	P	0	0	0	0	0	0	0	0	0	0	0	0	0	0	0	0	0	1	0	1	0	0	0	0	0	0	L	10-19		
10/30	Commanders	P	0	0	0	0	0	0	0	0	0	0	0	0	0	0	0	0	0	0	0	0	0	0	0	0	0	0	L	16-17		
11/06	at Patriots	P	0	0	0	0	0	0	0	0	0	0	0	0	0	0	0	0	0	1	0	1	0	0	0	0	0	0	L	3-26		
11/13	at Raiders	P	0	0	0	0	0	0	0	0	0	0	0	0	0	0	0	0	0	3	2	1	0	0	0	0	0	0	W	25-20		
11/20	Eagles	P	0	0	0	0	0	0	0	0	0	0	0	0	0	0	0	0	0	0	0	0	0	0	0	0	0	0	L	16-17		
11/28	Steelers	P	0	0	0	0	0	0	0	0	0	0	0	0	0	0	0	0	0	0	0	0	0	0	0	0	0	0	L	17-24		
12/04	at Cowboys	P	0	0	0	0	0	0	0	0	0	0	0	0	0	0	0	0	0	0	0	0	0	0	0	0	0	0	L	19-54		
12/17	at Vikings	P	1	1	0	0	0	0	0	0	0	0	0	0	0	0	0	0	0	1	1	0	0	0	0	0	0	0	L	36-39+		
12/26	Chargers	P	0	0	0	0	0	0	0	0	0	0	0	0	0	0	0	0	0	0	0	0	0	0	0	0	0	0	L	3-20		
01/01	at Giants	P	0	0	0	0	0	0	0	0	0	0	0	0	0	0	0	0	0	1	0	1	0	0	0	0	0	0	L	10-38		
01/08	Texans																											L	31-32			
2022 TOTALS		16-2	9	8	1	0	0	0	0	0	0	0	0	0	0	0	1	0	0	8	3	5	0	0	0	0	0	0	4-12-1			

+ - Overtime

2023 GAME-BY-GAME REGULAR-SEASON STATISTICS (COLTS)

DATE	OPPONENT	P/S	TACKLES							INTERCEPTIONS				FUMBLES			ST			MISC		W/L	SCORE				
			TK	S	A	SK	YDS	TFL	YDS	QBH	NO	YDS	LG	TD	PD	FF	FR	TD	YDS	TK	S			A	FF	FR	S
09/10	Jaguars	P	0	0	0	0.0	0.0	0	0	0	0	0	0	0	0	0	0	0	2	2	0	0	0	0	0	L	21-31
09/17	at Texans	P	0	0	0	0.0	0.0	0	0	0	0	0	0	0	0	0	0	0	1	1	0	0	0	0	0	W	31-20
09/24	at Ravens	P	0	0	0	0.0	0.0	0	0	0	0	0	0	0	0	0	0	0	1	1	0	0	0	0	0	W	22-19+
10/01	Rams	P	0	0	0	0.0	0.0	0	0	0	0	0	0	0	0	0	0	0	0	0	0	0	0	0	0	L	23-29+
10/08	Titans	P	0	0	0	0.0	0.0	0	0	0	0	0	0	0	0	0	0	0	1	1	0	0	0	0	0	W	23-16
10/15	at Jaguars	P	0	0	0	0.0	0.0	0	0	0	0	0	0	0	0	0	0	0	1	1	0	0	0	0	0	L	20-37
10/22	Browns	P	0	0	0	0.0	0.0	0	0	0	0	0	0	0	0	0	0	0	2	1	1	0	0	0	0	L	38-39
10/29	Saints	P	0	0	0	0.0	0.0	0	0	0	0	0	0	0	0	0	0	0	0	0	0	0	0	0	0	L	27-38
11/05	at Panthers	P	0	0	0	0.0	0.0	0	0	0	0	0	0	0	0	0	0	0	0	0	0	0	0	0	0	W	27-13
11/12	at Patriots	P	0	0	0	0.0	0.0	0	0	0	0	0	0	0	0	0	0	0	0	0	0	0	0	0	0	W	10-6
11/26	Buccaneers	P	1	1	0	0.0	0.0	0	0	0	0	0	0	0	0	0	0	0	0	0	0	0	0	0	0	W	27-20
12/03	at Titans	P	5	4	1	0.0	0.0	0	0	0	0	0	0	1	0	0	0	0	0	0	0	0	0	0	0	W	31-28+
12/10	at Bengals	P	4	2	2	0.0	0.0	0	0	0	0	0	0	0	0	0	0	0	0	0	0	0	0	0	0	L	14-34
12/16	Steelers	P	2	0	2	0.0	0.0	0	0	0	1	18	18	0	1	0	0	0	0	1	1	0	0	0	0	W	30-13
12/24	at Falcons	P	6	4	2	0.0	0.0	1	2	0	0	0	0	0	0	0	0	0	0	0	0	0	0	0	0	L	10-29
12/31	Raiders	S	9	3	6	0.0	0.0	0	0	0	0	0	0	0	0	0	0	0	0	0	0	0	0	0	0	W	23-20
01/06	Texans	S	3	2	1	0.0	0.0	0	0	0	0	0	0	0	0	0	0	0	0	0	0	0	0	0	0	L	19-23
2023 TOTALS		17-2	30	16	14	0.0	0.0	1	2	0	1	18	18	0	2	0	0	0	9	8	1	0	0	0	0	0	9-8

+ - Overtime

2024 GAME-BY-GAME REGULAR-SEASON STATISTICS (COLTS)

DATE	OPPONENT	P/S	TACKLES							INTERCEPTIONS				FUMBLES			ST			MISC		W/L	SCORE				
			TK	S	A	SK	YDS	TFL	YDS	QBH	NO	YDS	LG	TD	PD	FF	FR	TD	YDS	TK	S			A	FF	FR	S
09/08	Texans	S	14	8	6	0.0	0.0	0	0	0	0	0	0	0	0	0	0	0	0	0	0	0	0	0	0	L	27-29
09/15	at Packers	S	15	10	5	0.0	0.0	0	0	0	0	0	0	0	0	0	0	0	0	0	0	0	0	0	0	L	10-16
09/22	Bears	S	10	6	4	0.0	0.0	0	0	0	0	0	0	0	1	0	0	0	0	0	0	0	0	0	0	W	21-16
09/29	Steelers	S	8	7	1	0.0	0.0	0	0	0	0	0	0	0	1	0	0	0	0	0	0	0	0	0	0	W	27-24
10/06	at Jaguars	S	5	2	3	0.0	0.0	0	0	0	1	0	0	0	1	0	0	0	0	0	0	0	0	0	0	L	34-37
10/13	at Titans	S	8	4	4	0.0	0.0	1	4	0	0	0	0	0	0	0	0	0	0	0	0	0	0	0	0	W	20-17
10/20	Dolphins	S	9	5	4	0.0	0.0	0	0	0	0	0	0	0	0	0	0	0	0	0	0	0	0	0	0	W	16-10
10/27	at Texans	S	7	4	3	0.0	0.0	0	0	0	0	0	0	0	0	0	0	0	0	0	0	0	0	0	0	L	20-23
11/03	at Vikings	S	10	7	3	0.0	0.0	0	0	0	1	20	20	0	1	0	0	0	0	0	0	0	0	0	0	L	13-21
11/10	Bills	S	12	7	5	0.0	0.0	1	1	0	0	0	0	0	0	0	0	0	0	0	0	0	0	0	0	L	20-30
11/17	at Jets	S	4	3	1	0.0	0.0	0	0	0	0	0	0	0	0	0	0	0	0	0	0	0	0	0	0	W	28-27
11/24	Lions	S	14	6	8	0.0	0.0	2	7	0	0	0	0	0	0	0	0	0	0	0	0	0	0	0	0	L	6-24
12/01	at Patriots	S	9	8	1	1.0	2.0	1	2	1	0	0	0	0	0	0	0	0	0	0	0	0	0	0	0	W	25-24
12/15	at Broncos	S	4	2	2	0.0	0.0	0	0	0	1	5	5	0	1	0	0	0	0	1	1	0	0	0	0	L	13-31
12/22	Titans	S	1	1	0	0.0	0.0	0	0	0	0	0	0	0	1	0	0	0	0	0	0	0	0	0	0	W	38-30
12/29	at Giants	S	8	2	6	0.0	0.0	0	0	0	0	0	0	0	0	0	0	0	0	0	0	0	0	0	0	L	33-45
01/05	Jaguars	S	7	3	4	0.0	0.0	1	7	0	0	0	0	0	0	0	0	0	0	0	0	0	0	0	0	W	26-23+
2024 TOTALS		17-17	145	85	60	1.0	2.0	6	21	1	3	25	20	0	5	1	0	0	0	1	1	0	0	0	0	0	8-9

+ - Overtime

2025 GAME-BY-GAME REGULAR-SEASON STATISTICS (COLTS)

DATE	OPPONENT	P/S	TACKLES							INTERCEPTIONS				FUMBLES			ST			MISC		W/L	SCORE				
			TK	S	A	SK	YDS	TFL	YDS	QBH	NO	YDS	LG	TD	PD	FF	FR	TD	YDS	TK	S			A	FF	FR	S
09/07	Dolphins	S	6	4	2	1.0	7.0	1	7	1	0	0	0	0	0	0	0	0	0	0	0	0	0	0	0	W	33-8
09/14	Broncos	S	7	5	2	0.0	0.0	0	0	0	0	0	0	0	1	0	0	0	0	0	0	0	0	0	0	W	29-28
09/21	at Titans	S	7	5	2	0.0	0.0	1	1	0	0	0	0	0	0	0	0	0	0	0	0	0	0	0	0	W	41-20
09/28	at Rams	S	14	6	8	0.5	4.5	0	0	1	0	0	0	0	0	0	0	0	0	0	0	0	0	0	0	L	20-27
10/05	Raiders	S	8	3	5	0.0	0.0	1	1	0	0	0	0	0	1	0	0	0	0	0	0	0	0	0	0	W	40-6
10/12	Cardinals	S	5	4	1	0.0	0.0	1	2	0	0	0	0	0	0	0	0	0	0	0	0	0	0	0	0	W	31-27
2025 TOTALS		6-6	47	27	20	1.5	11.5	4	11	2	0	0	0	0	2	0	0	0	0	0	0	0	0	0	0	5-1	

JOSH DOWNS

WIDE RECEIVER

1

5-9 171 LBS

NFL EXP: 3

(3RD YEAR WITH THE COLTS)

BORN: 8/12/01



**COLLEGE:
NORTH CAROLINA**

4TH-AND-SHORT

- In his first two seasons, he played in 31 games (17 starts) and compiled 140 receptions for 1,574 yards and seven touchdowns. He also has registered two kickoff returns for 24 yards (12.0 avg) and 22 punt returns for 224 yards (10.2 avg).
- He set the record for the most receptions by a Colts player in their first two seasons (140).
- His 68 receptions in 2023 are the most by a Colts rookie in franchise history.
- Earned First Team All-ACC honors in each of his last two seasons (2021, 2022).
- Garnered Second Team All-America honors from The Associated Press, FWAA and Phil Steele in 2022.
- One of two players in Carolina history with two 1,000-yard receiving seasons.



Selected by the Colts in the third round (79th overall) of the 2023 NFL Draft.



@joshdowns

@joshdowns

JOSH DOWNS

WIDE RECEIVER

FOOTBALL IS FAMILY

While Josh is the most recent of the Downs to find his name on an NFL roster, he is not the first. His father, Gary, was a running back who played seven seasons (1994-2000) in the NFL with the New York Giants, Denver and Atlanta. Gary's NFL totals include 45 carries for 149 yards (3.3 avg.) and nine receptions for 66 yards (7.3 avg.). His uncle, Dré Bly, is a two-time Pro Bowl cornerback who spent time with St. Louis (1999-02), Detroit (2003-06), Denver (2007-08) and San Francisco (2009). Bly coached cornerbacks at North Carolina from 2019-22, while Downs was enrolled, and for the Detroit Lions in 2023. He is currently the assistant defensive backs coach with the New York Jets. His younger brother, Caleb, currently plays for Ohio State after spending the 2023 season at Alabama.



NFL HIGHLIGHTS

CAREER

- He has played in 37 games (21 starts) in three seasons with the Colts (2023-25) and has totaled 166 receptions for 1,791 yards and eight touchdowns. He also has registered one carry for 12 yards, two kickoff returns for 24 yards (12.0 avg.) and 22 punt returns for 224 yards (10.2 avg.).

2025 SEASON (COLTS)

- Has competed in six games (four starts) and has caught 26 passes for 217 yards and one touchdown.

2024 SEASON (COLTS)

- In 2024, he appeared in 14 games (eight starts) and recorded single-season career highs in receptions (72), receiving yards (803) and touchdowns (five). He also tallied one carry for 12 yards and returned 16 punts for 161 yards (10.1 avg.). In Week 4 vs. PIT, he led the team with eight receptions for 82 yards and one touchdown. In Week 5 at JAX, he tallied nine receptions for 69 yards. In Week 6 at TEN, he registered team highs in receptions (seven) and receiving yards (66) while also adding one touchdown. He also contributed four punt returns for a career-high 67 yards (16.8 avg.) It marked

his third consecutive game with at least seven receptions and 65 receiving yards. In Week 8 at HOU, he collected four receptions for 109 yards and a career-long 69-yard touchdown reception. It marked his second career 100-yard game. In Week 10 vs. BUF, he registered a team-high seven receptions for 72 yards. In Week 11, he registered team highs in receptions (five), receiving yards (84) and receiving touchdowns (one). He eclipsed 60 receiving yards in seven of his last eight games and in five consecutive road contests. In Week 12 vs. DET, he registered three receptions for 27 yards. In Week 16 vs. TEN, he collected team highs in receptions (three), receiving yards (61) and receiving touchdowns (one). He passed Ray Butler (1,406) for the fifth-most receiving yards by a Colts player in their first two seasons. In Week 18 vs. JAX, he tallied team highs in receptions (10) and receiving yards (94). His 10 receptions marked a single-game career high. He passed Marvin Harrison (137) for the most receptions by a Colts player in their first two seasons.

2023 SEASON (COLTS)

- He played in all 17 games (nine starts) in 2023 and tallied 68 receptions for 771 yards and two touchdowns. His 68 receptions are the most receptions by a rookie in Colts history. In Week 1 vs. JAX, he made his first career start and totaled three receptions for 30 yards. In Week 3 at BAL, he collected eight receptions for 57 yards. In Week 4 vs. LAR, he collected two receptions for 34 yards, including a 30-yard reception from Anthony Richardson. In Week 5 vs. TEN, he hauled in six receptions for a career-high 97 yards. In Week 6 at JAX, he hauled in five receptions for 21 yards and his first career touchdown. In Week 7 vs. CLE, he totaled five receptions for 125 yards and one touchdown. Downs tallied a 59-yard touchdown reception in the first quarter, which is the longest reception by a Colts rookie since Donte Moncrief (79) in 2014 and he became the first Indianapolis rookie wide receiver to tally a receiving touchdown in consecutive games since T.Y. Hilton (Weeks 11 and 12 of 2012). It was his first career 100-yard receiving game. In Week 8 vs. NO, he hauled in seven receptions for 72 yards. In Week 17 vs. LV, he registered two receptions for 53 yards. In Week 18 vs. HOU, he registered three receptions for 48 yards. He passed Bill Brooks (65 in 1986) for the most receptions by a Colts rookie.

COLLEGE

- Played in 34 career games (23 starts) at North Carolina (2020-22) and compiled 202 receptions for 2,483 yards and 22 touchdowns. In program history, finished second in touchdown receptions, third in receptions and fourth in

X @joshdowns

IG @joshdowns

JOSH DOWNS

WIDE RECEIVER

receiving yards. One of two players in Carolina history with two 1,000-yard receiving seasons. Earned First Team All-ACC honors in each of his last two seasons.

- In 2022, he started 11 games and finished with 94 receptions for 1,029 yards and 11 touchdowns. Earned First Team All-ACC honors and was named a Pro Football Focus First Team All-America choice. Also garnered Second Team All-America honors from The Associated Press, FWAA and Phil Steele. He led the ACC in receptions (94), receiving yards (1,029), receptions per game (8.5) and receiving yards per game (93.5) and finished second in the country in receptions per game, seventh in touchdown receptions and 11th in receiving yards per game. He became the third player in North Carolina history to compile over 90 catches in a season and had the fourth-most receiving touchdowns in program history in a single season.
- Earned First-Team All-ACC honors after he played in all 13 games (12 starts) in 2021 and registered 101 receptions for 1,335 yards and eight touchdowns. Set the North Carolina single-season record for catches (101) and receiving yards (1,335). Led the ACC in receptions, while finishing second in receiving yards and seventh in all-purpose yards per game (114.2). Finished third in the ACC and 13th nationally in average punt return yards (9.8). In his first collegiate start, he recorded eight receptions for 123 yards and one touchdown at Virginia Tech.
- As a true freshman in 2020, he saw action in 10 games and tallied seven receptions for 119 yards and three touchdowns. He tallied a career-long 75-yard receiving touchdown in the Orange Bowl against Texas A&M.

PERSONAL

- Attended North Gwinnett High School in Suwanee, Ga.
- Rated as a four-star prospect, the nation's 17th

ranked player and the 13th ranked player in Georgia by *247Sports*.

- Recorded 187 receptions for 3,019 yards and 32 touchdowns over his final three seasons.
- Named First Team All-State and All-County.
- Helped lead North Gwinnett to a 14-1 record and a 7A state championship as a sophomore.
- Also competed in basketball and track and field.
- Finished third in the state triple jump and fourth in long jump.
- In 2023, he participated in Beyond the Sidelines as a Colts community initiative in support of Kicking the Stigma.
- Participated in the NFL's My Cause My Cleats initiative and represented Back on My Feet (2023).
- His father, Gary Downs, played seven seasons in the NFL after being selected by the New York Giants in the third round (95th overall) of the 1994 NFL Draft. He spent time with the Giants (1994, 1996), Denver Broncos (1995) and Atlanta Falcons (1997-2000).
- His uncle, Dré Bly, was selected by the St. Louis Rams in the second round (41st overall) of the 1999 NFL Draft. He played 11 seasons with the Rams (1999-02), Detroit Lions (2003-06), Denver Broncos (2007-08) and San Francisco 49ers (2009). Was a two-time Pro Bowl selection (2003, 2004). He currently serves as the assistant defensive backs coach for the New York Jets.
- His older sister Kameron played collegiate soccer at Kennesaw State (2017-21) and his younger brother Caleb was a five-star safety recruit in the class of 2023 and played for Alabama (2023) before transferring to Ohio State ahead of the 2024 season.
- A native of Suwanee, Ga.

TRANSACTIONS

- Selected by the Colts in the third round (79th overall) of the 2023 NFL Draft.

JOSH DOWNS' - NFL REGULAR SEASON STATISTICS

DATE	TEAM	RECEIVING							RUSHING				
		GP	GS	NO.	YDS.	AVG.	LG	TD	NO.	YDS.	AVG.	LG	TD
2023	Colts	17	9	68	771	11.3	59t	2	0	0	0.0	0	0
2024	Colts	14	8	72	803	11.2	69t	5	1	12	12.0	13	0
2025	Colts	6	4	26	217	8.3	29	1	0	0	0.0	0	0
TOTALS		37	21	166	1,791	10.8	69T	8	1	12	12.0	13	0

JOSH DOWNS

WIDE RECEIVER

JOSH DOWNS' - NFL REGULAR SEASON STATISTICS

DATE	TEAM	RET.	KICKOFF RETURNS				PUNT RETURNS					
			YDS.	AVG.	LG	TD	NO.	FC	YDS.	AVG.	LG	TD
2023	Colts	2	24	12.0	17	0	6	6	63	10.5	14	0
2024	Colts	0	0	0.0	0	0	16	7	161	10.1	23	0
2025	Colts	0	0	0.0	0	0	0	0	0	0.0	0	0
TOTALS		2	24	12.0	17	0	22	13	224	10.2	23	0

SINGLE-GAME HIGHS: RUSHING/RECEIVING

Rush Attempts	1 at Tennessee Titans, Oct 13, 2024	Kickoff Return Yards	24 vs. Houston Texans, Jan 06, 2024
Rushing Yards	13 at Houston Texans, Oct 27, 2024	Longest Kickoff Return	17 vs. Houston Texans, Jan 06, 2024
Receptions	10 vs. Jacksonville Jaguars, Jan 05, 2025 9 at Jacksonville Jaguars, Oct 06, 2024 8 vs. Pittsburgh Steelers, Sep 29, 2024 ...1 more at 8.	Fair Catches	2 vs. Detroit Lions, Nov 24, 2024 ...3 more at 2.
Receiving Yards	125 vs. Cleveland Browns, Oct 22, 2023 109 at Houston Texans, Oct 27, 2024 97 vs. Tennessee Titans, Oct 08, 2023	Punt Return Yards	67 at Tennessee Titans, Oct 13, 2024 38 vs. Pittsburgh Steelers, Dec 16, 2023 37 at New York Jets, Nov 17, 2024
Receiving Average	27.3 at Houston Texans, Oct 27, 2024 25.0 vs. Cleveland Browns, Oct 22, 2023 20.3 vs. Tennessee Titans, Dec 22, 2024	Longest Punt Return	23 at Tennessee Titans, Oct 13, 2024 16 at New York Jets, Nov 17, 2024 15 at Tennessee Titans, Oct 13, 2024 ...1 more at 15.
Longest Receptions	69t at Houston Texans, Oct 27, 2024 59t vs. Cleveland Browns, Oct 22, 2023 50 vs. Las Vegas Raiders, Dec 31, 2023	Punt Returns	4 at Tennessee Titans, Oct 13, 2024 3 at New York Jets, Nov 17, 2024 ...2 more at 3.
Receiving TDs	1 vs. Arizona Cardinals, Oct 12, 2025 ...7 more at 1.	Punt Return Average	16.8 at Tennessee Titans, Oct 13, 2024 12.7 vs. Pittsburgh Steelers, Dec 16, 2023 12.3 at New York Jets, Nov 17, 2024
All-Purpose Yards	134 at Houston Texans, Oct 27, 2024 132 at Tennessee Titans, Oct 13, 2024 125 vs. Cleveland Browns, Oct 22, 2023	Most TDs	1 vs. Arizona Cardinals, Oct 12, 2025 ...7 more at 1.
Kickoff Returns	2 vs. Houston Texans, Jan 06, 2024	Miscellaneous Tackles	1 vs. Tampa Bay Buccaneers, Nov 26, 2023 ...1 more at 1.

100-YARD RECEIVING GAMES (2): REGULAR SEASON

DATE	TEAM	NO.	YDS.	AVG.	LG	TD
10/22/23	BROWNS	5	125	25.0	59t	1
10/27/24	at Texans	4	109	27.3	69t	1

2023 GAME-BY-GAME REGULAR-SEASON STATISTICS (COLTS)

DATE	OPPONENT	P/S	RECEIVING				RUSHING				TD	W/L	SCORE
			NO.	YDS.	AVG.	LG	NO.	YDS.	AVG.	LG			
09/10	Jaguars	S	3	30	10.0	22	0	0	0.0	0	0	L	21-31
09/17	at Texans	P	4	37	9.3	12	0	0	0.0	0	0	W	31-20
09/24	at Ravens	S	8	57	7.1	12	0	0	0.0	0	0	W	22-19+
10/01	Rams	P	2	34	17.0	30	0	0	0.0	0	0	L	23-29+
10/08	Titans	S	6	97	16.2	38	0	0	0.0	0	0	W	23-16
10/15	at Jaguars	S	5	21	4.2	9	1	0	0.0	0	0	L	20-37
10/22	Browns	S	5	125	25.0	59t	1	0	0.0	0	0	L	38-39
10/29	Saints	S	7	72	10.3	17	0	0	0.0	0	0	L	27-38
11/05	at Panthers	P	1	10	10.0	10	0	0	0.0	0	0	W	27-13
11/12	at Patriots	P	2	40	20.0	28	0	0	0.0	0	0	W	10-6
11/26	Buccaneers	S	5	43	8.6	13	0	0	0.0	0	0	W	27-20
12/03	at Titans	P	3	14	4.7	9	0	0	0.0	0	0	W	31-28+
12/10	at Bengals	P	3	32	10.7	12	0	0	0.0	0	0	L	14-34
12/16	Steelers	P	3	19	6.3	8	0	0	0.0	0	0	W	30-13
12/24	at Falcons	P	6	39	6.5	14	0	0	0.0	0	0	L	10-29
12/31	Raiders	S	2	53	26.5	50	0	0	0.0	0	0	W	23-20
01/06	Texans	S	3	48	16.0	28	0	0	0.0	0	0	L	19-23
2023 TOTALS		17-9	68	771	11.3	59T	2	0	0	0.0	0	0	9-8

+ - Overtime

JOSH DOWNS

WIDE RECEIVER

2024 GAME-BY-GAME REGULAR-SEASON STATISTICS (COLTS)

DATE	OPPONENT	P/S	RECEIVING				RUSHING				W/L	SCORE	
			NO.	YDS.	AVG.	LG	TD	NO.	YDS.	AVG.			LG
09/08	Texans											L	27-29
09/15	at Packers											L	10-16
09/22	Bears	P	3	22	7.3	13	0	0	0.0	0	0	W	21-16
09/29	Steelers	S	8	82	10.3	25	1	0	0.0	0	0	W	27-24
10/06	at Jaguars	S	9	69	7.7	20	0	0	0.0	0	0	L	34-37
10/13	at Titans	P	7	66	9.4	22t	1	1	-1	-1.0	-1	W	20-17
10/20	Dolphins	P	1	3	3.0	3	0	0	0.0	0	0	W	16-10
10/27	at Texans	P	4	109	27.3	69t	1	0	13	0.0	13	L	20-23
11/03	at Vikings	S	6	60	10.0	16	0	0	0.0	0	0	L	13-21
11/10	Bills	S	7	72	10.3	21	0	0	0.0	0	0	L	20-30
11/17	at Jets	S	5	84	16.8	31	1	0	0.0	0	0	W	28-27
11/24	Lions	S	3	27	9.0	11	0	0	0.0	0	0	L	6-24
12/01	at Patriots											W	25-24
12/15	at Broncos	S	3	32	10.7	22	0	0	0.0	0	0	L	13-31
12/22	Titans	P	3	61	20.3	31	1	0	0.0	0	0	W	38-30
12/29	at Giants	P	3	22	7.3	10	0	0	0.0	0	0	L	33-45
01/05	Jaguars	S	10	94	9.4	18	0	0	0.0	0	0	W	26-23+
2024 TOTALS		14-8	72	803	11.2	69T	5	1	12	12.0	13	0	8-9

+ - Overtime

2025 GAME-BY-GAME REGULAR-SEASON STATISTICS (COLTS)

DATE	OPPONENT	P/S	RECEIVING				RUSHING				W/L	SCORE	
			NO.	YDS.	AVG.	LG	TD	NO.	YDS.	AVG.			LG
09/07	Dolphins	P	2	12	6.0	6	0	0	0.0	0	0	W	33-8
09/14	Broncos	S	6	51	8.5	19	0	0	0.0	0	0	W	29-28
09/21	at Titans	S	2	34	17.0	29	0	0	0.0	0	0	W	41-20
09/28	at Rams	P	4	24	6.0	8	0	0	0.0	0	0	L	20-27
10/05	Raiders	S	6	54	9.0	12	0	0	0.0	0	0	W	40-6
10/12	Cardinals	S	6	42	7.0	11	1	0	0.0	0	0	W	31-27
2025 TOTALS		6-4	26	217	8.3	29	1	0	0	0.0	0	0	5-1

ASHTON DULIN

WIDE RECEIVER
@DULINNO

16

AP
2ND TEAM
'21



Originally signed by Indianapolis as an undrafted free agent on May 3, 2019.

6-2 215 LBS

NFL EXP: 7

(7TH YEAR WITH THE COLTS)

BORN: 5/15/97



**COLLEGE:
MALONE**

4TH-AND-SHORT

- Associated Press Second Team All-Pro Selection (2021).
- In his first six seasons, he accumulated 35 receptions for 517 yards and four touchdowns as well as 45 special teams stops in 70 games (five starts).
- Owns school records in receptions, receiving yards and all-purpose yards at Malone University.
- All-America honors running track at Malone.

DOWN THE STRETCH

What is on your bucket list: I want to go skydiving.

Favorite food: Crab legs

Favorite artist: Kendrick Lamar

Favorite movie: "Roll Bounce"

Favorite TV show: I only watch ESPN, that's it.

Favorite vacation spot: Myrtle Beach

What are your hobbies off the field: I like playing Fortnite and Call of Duty.

Who is your mentor: My dad and as far as coaches, Coach Fred Thomas, my college coach.

What is the best advice you have been given: My high school coach helped influence me on where to go for college, which has got me here.

What is your hidden talent: I can juggle.

Who was your favorite athlete growing up: Pat White and Steve Slaton

 **@AshtonDulin**

TWO-SPORT COLLEGIATE ATHLETE

Dulin not only shined on the gridiron but also on the track. After being a football and track star at Reynoldsburg (Ohio) High School, he committed to play football and run track at Malone University. In his junior year of collegiate football, he earned First Team All-Great Midwest Athletic Conference honors. As a senior, he was named First Team All-Great Midwest Athletic Conference and both the Offensive and Special Teams Player of the Year. In track, he set conference records in the 100 meter, the 110 meter hurdles, the 200 meters, the 400 meter hurdles and the long jump and was the G-MAC Indoor Track Athlete of the Year.



NFL HIGHLIGHTS

CAREER

- Has seen action in 76 games (seven starts) and has tallied 38 receptions for 583 yards and four touchdowns, 14 carries for 118 yards and 49 special teams tackles. Also has 28 kickoff returns for 779 yards (27.8 avg.). He has two fumble recoveries (one returned for a touchdown). Has appeared in one postseason contest.

2025 SEASON (COLTS)

- Has played in six games (two starts) and has registered three receptions for 66 yards, two carries for 22 yards, seven kickoff returns for 192 yards (27.4 avg.) as well as four special teams stops.

2024 SEASON (COLTS)

- In 2024, he appeared in 15 games (two starts) and registered two receptions for 67 yards and one touchdown. He also tallied five carries for 45 yards. He contributed four kickoff returns for 148 yards (37.0 avg.) and 10 special teams tackles. In Week 1 vs. HOU, he recorded a 54-yard touchdown reception. In Week 11 at NYJ, he registered a single-game career-high three special teams stops and returned one kickoff for 43 yards.

2023 SEASON (COLTS)

- Spent the 2023 season on the Injured Reserve list.

2022 SEASON (COLTS)

- In 2022, he appeared in 12 games (two starts) and recorded 15 receptions for 207 yards and one touchdown as well as two rushes for eight yards. In Week 2 at JAX, Dulin set single-game career highs in receptions (five) and receiving yards (79).

2021 SEASON (COLTS)

- Named Second Team Associated Press All-Pro after he appeared in all 17 games (one start) in 2021 and tallied 13 receptions for 173 yards and two touchdowns, three carries for 32 yards, 17 special teams tackles and two fumble recoveries (one returned for a touchdown). He finished second in the NFL in special teams tackles. He also added eight kickoff returns for 206 yards. In Week 1 vs. SEA, he tied his single-game career-high in special teams tackles (two). In Week 2 vs. the LAR, he recovered a fumble recovery on a punt for his first-career touchdown. In Week 3 at TEN, he tied his single-game career-high in special teams tackles (two). In Week 4 at MIA, he recorded one reception for 17 yards, a special teams stop and one fumble recovery. In Week 12 vs. TB, he had a career-long 62-yard touchdown reception. It marked the first receiving touchdown of his career. In Week 15 vs. NE, he had two carries for 39 yards. He registered a 37-yard rush in the first quarter. It marked the longest rush by a Colts wide receiver in the Indianapolis era and the third-longest rush by a wide receiver in 2021.

2020 SEASON (COLTS)

- In 2020, he played in 13 games and accumulated three receptions for 53 yards, two carries for 11 yards, six kickoff returns for 143 yards and seven special teams tackles. Appeared in one postseason contest but did not record any statistics.

2019 SEASON (COLTS)

- Appeared in 13 games as a rookie in 2019 and had two receptions for 17 yards and seven special teams tackles. Also had three kickoff returns for 90 yards.

COLLEGE

- Appeared in 39 games at Malone (2015-18) and set school records in career receptions (189), receiving yards (3,188) and all-purpose yards (5,455) at Malone. Added 28 receiving touchdowns and contributed 53 rushes for 387 yards and three touchdowns.
- In 2018, he started 10 games and recorded team highs in receptions (61), receiving yards (984) and touchdowns (11). Also had 13 rushes for 120 yards and one touchdown. Led NCAA Division II with three kickoff return touchdowns. Was named the G-MAC Special Teams Player of the Year as well as G-MAC Offensive Back of the Year.
- As a junior, he started 10 games and finished with 59 receptions for 1,050 yards and 10 touchdowns. Also added 14 rushing attempts for 137 yards and one touchdown.
- Started nine games in 2016 and accumulated 50 receptions for 825 yards and four touchdowns.
- As a freshman, he appeared in 10 games and had 19 receptions for 329 yards and three touchdowns. Added 21 rushes for 106 yards and one touchdown.

PERSONAL

- Attended Reynoldsburg (Ohio) High School.
- He was one of just five Division II athletes

invited to the 2019 NFL Combine.

- Also participated in track at Malone, where he was a 2017 Division II First Team All-America choice in the outdoor 400-meter hurdles and a 2018 First Team All-America selection in the indoor 60-meter hurdles.
- Named a two-time G-MAC Indoor and Outdoor Track Athlete of the Year.
- Participated in the NFL's My Cause My Cleats initiative and represented the National Cancer Society (2020-21) and the National Pancreatic Cancer Foundation (2019).
- In 2020, he participated in a Colts' mobile pantry distribution event as part of the No One Runs on Empty program.
- Volunteered at the Colts Youth Football Camp and the Pros vs. GI Joes event in 2019.
- A native of Reynoldsburg, Ohio.

TRANSACTIONS

- Re-signed by the Colts on March 10, 2025.
- Re-signed by Indianapolis on March 15, 2023.
- Signed tender with the Colts on April 19, 2022.
- Re-signed with Indianapolis on January 10, 2021.
- Signed to the Colts active roster from the practice squad on September 27, 2019.
- Signed to the Indianapolis practice squad on September 1, 2019.
- Waived by the Colts on August 31, 2019.
- Signed by Indianapolis as an undrafted free agent on May 3, 2019.

ASHTON DULIN'S - NFL REGULAR SEASON STATISTICS

DATE	TEAM	RECEIVING							RUSHING				
		GP	GS	NO.	YDS.	AVG.	LG	TD	NO.	YDS.	AVG.	LG	TD
2019	Colts	13	0	2	17	8.5	13	0	0	0	0.0	0	0
2020	Colts	13	0	3	53	17.7	34	0	2	11	5.5	8	0
2021	Colts	17	1	13	173	13.3	62t	2	3	32	10.7	37	0
2022	Colts	12	2	15	207	13.8	39	1	2	8	4.0	5	0
2023	Colts	0	0	0	0	0.0	0	0	0	0	0.0	0	0
2024	Colts	15	2	2	67	33.5	54t	1	5	45	9.0	12	0
2025	Colts	6	2	3	66	22.0	35	0	2	22	11.0	15	0
TOTALS		76	7	38	583	15.3	62T	4	14	118	8.4	37	0

ASHTON DULIN'S - NFL POSTSEASON STATISTICS

DATE	TEAM	RECEIVING							RUSHING				
		GP	GS	NO.	YDS.	AVG.	LG	TD	NO.	YDS.	AVG.	LG	TD
2020	Colts	1	0	0	0	0.0	0	0	0	0	0.0	0	0
TOTALS		1	0	0	0	0.0	0	0	0	0	0.0	0	0

ASHTON DULIN

WIDE RECEIVER
(000-LINN)

16

AP
2ND TEAM
'21

ASHTON DULIN'S - NFL REGULAR SEASON STATISTICS

DATE	TEAM	RET.	KICKOFF RETURNS				PUNT RETURNS					
			YDS.	AVG.	LG	TD	NO.	FC	YDS.	AVG.	LG	TD
2019	Colts	3	90	30.0	46	0	0	0	0	0.0	0	0
2020	Colts	6	143	23.8	41	0	0	0	0	0.0	0	0
2021	Colts	8	206	25.8	31	0	0	0	0	0.0	0	0
2022	Colts	0	0	0.0	0	0	0	0	0	0.0	0	0
2023	Colts	0	0	0.0	0	0	0	0	0	0.0	0	0
2024	Colts	4	148	37.0	55	0	0	0	0	0.0	0	0
2025	Colts	7	192	27.4	39	0	0	0	0	0.0	0	0
TOTALS		28	779	27.8	55	0	0	0	0	0.0	0	0

ASHTON DULIN'S - NFL POSTSEASON STATISTICS

DATE	TEAM	RET.	KICKOFF RETURNS				PUNT RETURNS					
			YDS.	AVG.	LG	TD	NO.	FC	YDS.	AVG.	LG	TD
2020	Colts	0	0	0.0	0	0	0	0	0	0.0	0	0
TOTALS		0	0	0.0	0	0	0	0	0	0.0	0	0

ASHTON DULIN'S - NFL REGULAR SEASON STATISTICS

DATE	TEAM	GP	GS	TACKLES							INTERCEPTIONS				FUMBLES				ST			MISC				
				TK	S	A	TFL	YDS	SK	YDS	QBH	NO	YDS	LG	TD	PD	FF	FR	TD	YDS	TK	S	A	FF	FR	S
2019	Colts	13	0	0	0	0	0	0	0.0	0.0	0	0	0	0	0	0	0	0	0	7	7	0	0	0	0	0
2020	Colts	13	0	0	0	0	0	0	0.0	0.0	0	0	0	0	0	0	0	0	7	4	3	0	0	0	0	
2021	Colts	17	1	0	0	0	0	0	0.0	0.0	0	0	0	0	0	0	2	1	0	17	12	5	0	1	0	
2022	Colts	12	2	0	0	0	0	0	0.0	0.0	0	0	0	0	0	0	0	0	0	4	4	0	0	0	1	
2023	Colts	0	0	0	0	0	0	0	0.0	0.0	0	0	0	0	0	0	0	0	0	0	0	0	0	0	0	
2024	Colts	15	2	0	0	0	0	0	0.0	0.0	0	0	0	0	0	0	0	0	10	8	2	0	0	0	0	
2025	Colts	6	2	0	0	0	0	0	0.0	0.0	0	0	0	0	0	0	0	0	4	2	2	0	0	0	0	
TOTALS		76	7	0	0	0	0	0	0.0	0.0	0	0	0	0	0	0	2	1	0	49	37	12	0	1	1	0

ASHTON DULIN'S - NFL POSTSEASON STATISTICS

DATE	TEAM	GP	GS	TACKLES							INTERCEPTIONS				FUMBLES				ST			MISC				
				TK	S	A	TFL	YDS	SK	YDS	QBH	NO	YDS	LG	TD	PD	FF	FR	TD	YDS	TK	S	A	FF	FR	S
2020	Colts	1	0	0	0	0	0	0	0.0	0.0	0	0	0	0	0	0	0	0	0	0	0	0	0	0	0	0
TOTALS		1	0	0	0	0	0	0	0.0	0.0	0	0	0	0	0	0	0	0	0	0	0	0	0	0	0	0

SINGLE-GAME HIGHS: RUSHING/RECEIVING

Rush Attempts	2 at Minnesota Vikings, Nov 03, 2024 ...1 more at 2.	All-Purpose Yards	98 vs. Las Vegas Raiders, Oct 05, 2025 90 at Jacksonville Jaguars, Dec 29, 2019
Rushing Yards	39 vs. New England Patriots, Dec 18, 2021 17 at Minnesota Vikings, Nov 03, 2024 15 vs. Miami Dolphins, Sep 07, 2025	Kickoff Returns	82 at Jacksonville Jaguars, Sep 18, 2022 3 vs. Tennessee Titans, Oct 31, 2021 ...1 more at 3.
Longest Runs	37 vs. New England Patriots, Dec 18, 2021 15 vs. Miami Dolphins, Sep 07, 2025 12 at Minnesota Vikings, Nov 03, 2024 ...1 more at 12.	Kickoff Return Yards	90 at Jacksonville Jaguars, Dec 29, 2019 76 vs. Tennessee Titans, Oct 31, 2021 66 at Jacksonville Jaguars, Sep 13, 2020
Receptions	5 at Jacksonville Jaguars, Sep 18, 2022 3 at Houston Texans, Sep 11, 2022 2 vs. Las Vegas Raiders, Oct 05, 2025 ...5 more at 2.	Longest Kickoff Return	55 at Jacksonville Jaguars, Dec 29, 2019 46 at Jacksonville Jaguars, Dec 29, 2019 43 at New York Jets, Nov 17, 2024
Receiving Yards	79 at Jacksonville Jaguars, Sep 18, 2022 62 vs. Tampa Bay Buccaneers, Nov 28, 2021 55 vs. Las Vegas Raiders, Oct 05, 2025	Kickoff Return Average	30.0 at Jacksonville Jaguars, Dec 29, 2019 25.3 vs. Tennessee Titans, Oct 31, 2021
Receiving Average	15.8 at Jacksonville Jaguars, Sep 18, 2022 15.3 at Houston Texans, Sep 11, 2022	Special Teams Tackles	3 at New York Jets, Nov 17, 2024 2 at Tennessee Titans, Oct 13, 2024 ...7 more at 2.
Longest Receptions	62t vs. Tampa Bay Buccaneers, Nov 28, 2021 54t vs. Houston Texans, Sep 08, 2024 39 at Jacksonville Jaguars, Sep 18, 2022	Most TDs	1 vs. Houston Texans, Sep 08, 2024 ...4 more at 1.
Receiving TDs	1 at Dallas Cowboys, Dec 04, 2022 ...2 more at 1.	Miscellaneous Tackles	1 at Dallas Cowboys, Dec 04, 2022

2019 GAME-BY-GAME REGULAR-SEASON STATISTICS (COLTS)

DATE	OPPONENT	P/S	RECEIVING				RUSHING				W/L	SCORE	
			NO.	YDS.	AVG.	LG	TD	NO.	YDS.	AVG.			LG
09/08	at Chargers											L	24-30+
09/15	at Titans											W	19-17
09/22	Falcons											W	27-24
09/29	Raiders	P	0	0	0.0	0	0	0.0	0	0	0	L	24-31
10/06	at Chiefs	P	0	0	0.0	0	0	0.0	0	0	0	W	19-13
10/20	Texans	P	0	0	0.0	0	0	0.0	0	0	0	W	30-23
10/27	Broncos	P	0	0	0.0	0	0	0.0	0	0	0	W	15-13
11/03	at Steelers	P	0	0	0.0	0	0	0.0	0	0	0	L	24-26
11/10	Dolphins	P	0	0	0.0	0	0	0.0	0	0	0	L	12-16
11/17	Jaguars	P	0	0	0.0	0	0	0.0	0	0	0	W	33-13
11/21	at Texans	P	0	0	0.0	0	0	0.0	0	0	0	L	17-20
12/01	Titans	P	1	13	13.0	13	0	0.0	0	0	0	L	17-31
12/08	at Buccaneers	P	0	0	0.0	0	0	0.0	0	0	0	L	35-38
12/16	at Saints	P	1	4	4.0	4	0	0.0	0	0	0	L	7-34
12/22	Panthers	P	0	0	0.0	0	0	0.0	0	0	0	W	38-6
12/29	at Jaguars	P	0	0	0.0	0	0	0.0	0	0	0	L	20-38
2019 TOTALS		13-0	2	17	8.5	13	0	0	0.0	0	0	0	7-9

+ - Overtime

ASHTON DULIN

WIDE RECEIVER
(000-LINN)

16

AP
100 TEAM
'21

2020 GAME-BY-GAME REGULAR-SEASON STATISTICS (COLTS)

DATE	OPPONENT	P/S	RECEIVING					RUSHING					W/L	SCORE
			NO.	YDS.	AVG.	LG	TD	NO.	YDS.	AVG.	LG	TD		
09/13	at Jaguars	P	0	0	0.0	0	0	0	0.0	0	0	0	L	20-27
09/20	Vikings	P	1	6	6.0	6	0	0	0.0	0	0	0	W	28-11
09/27	Jets	P	0	0	0.0	0	0	0	0.0	0	0	0	W	36-7
10/04	at Bears	P	0	0	0.0	0	0	0	0.0	0	0	0	W	19-11
10/11	at Browns	P	1	34	34.0	34	0	1	3	3.0	3	0	L	23-32
10/18	Bengals	P	0	0	0.0	0	0	0	0.0	0	0	0	W	31-27
11/01	at Lions	P	1	13	13.0	13	0	0	0.0	0	0	0	W	41-21
11/08	Ravens												L	10-24
11/12	at Titans												W	34-17
11/22	Packers												W	34-31+
11/29	Titans	P	0	0	0.0	0	0	0	0.0	0	0	0	L	26-45
12/06	at Texans	P	0	0	0.0	0	0	0	0.0	0	0	0	W	26-20
12/13	at Raiders	P	0	0	0.0	0	0	0	0.0	0	0	0	W	44-27
12/20	Texans	P	0	0	0.0	0	0	0	0.0	0	0	0	W	27-20
12/27	at Steelers	P	0	0	0.0	0	0	1	8	8.0	8	0	L	24-28
01/03	Jaguars	P	0	0	0.0	0	0	0	0	0.0	0	0	W	28-14
2020 TOTALS		13-0	3	53	17.7	34	0	2	11	5.5	8	0	11-5	

+ - Overtime

2021 GAME-BY-GAME REGULAR-SEASON STATISTICS (COLTS)

DATE	OPPONENT	P/S	RECEIVING					RUSHING					W/L	SCORE
			NO.	YDS.	AVG.	LG	TD	NO.	YDS.	AVG.	LG	TD		
09/12	Seahawks	P	0	0	0.0	0	0	0	0.0	0	0	0	L	16-28
09/19	Rams	S	1	10	10.0	10	0	0	0.0	0	0	0	L	24-27
09/26	at Titans	P	0	0	0.0	0	0	1	-7	-7.0	-7	0	L	16-25
10/03	at Dolphins	P	1	17	17.0	17	0	0	0.0	0	0	0	W	27-17
10/11	at Ravens	P	2	13	6.5	15	0	0	0.0	0	0	0	L	25-31+
10/17	Texans	P	1	7	7.0	7	0	0	0.0	0	0	0	W	31-3
10/24	at 49ers	P	2	0	0.0	2	0	0	0.0	0	0	0	W	30-18
10/31	Titans	P	0	0	0.0	0	0	0	0.0	0	0	0	L	31-34+
11/04	Jets	P	2	23	11.5	17	0	0	0.0	0	0	0	W	45-30
11/14	Jaguars	P	1	16	16.0	16	0	0	0.0	0	0	0	W	23-17
11/21	at Bills	P	0	0	0.0	0	0	0	0.0	0	0	0	W	41-15
11/28	Buccaneers	P	1	62	62.0	62t	1	0	0	0.0	0	0	L	31-38
12/05	at Texans	P	1	2	2.0	2t	1	0	0	0.0	0	0	W	31-0
12/18	Patriots	P	0	0	0.0	0	0	2	39	19.5	37	0	W	27-17
12/25	at Cardinals	P	1	23	23.0	23	0	0	0.0	0	0	0	W	22-16
01/02	Raiders	P	0	0	0.0	0	0	0	0	0.0	0	0	L	20-23
01/09	at Jaguars	P	0	0	0.0	0	0	0	0	0.0	0	0	L	11-26
2021 TOTALS		17-1	13	173	13.3	62T	2	3	32	10.7	37	0	9-8	

+ - Overtime

ASHTON DULIN

WIDE RECEIVER
@00-LINN

16

AP
IND TEAM
'21

2022 GAME-BY-GAME REGULAR-SEASON STATISTICS (COLTS)

DATE	OPPONENT	P/S	RECEIVING					RUSHING					TD	W/L/T	SCORE
			NO.	YDS.	AVG.	LG	TD	NO.	YDS.	AVG.	LG	TD			
09/11	at Texans	P	3	46	15.3	23	0	0	0	0.0	0	0	T	20-20	
09/18	at Jaguars	S	5	79	15.8	39	0	1	3	3.0	3	0	L	0-24	
09/25	Chiefs	P	1	7	7.0	7	0	0	0	0.0	0	0	W	20-17	
10/02	Titans	P	2	18	9.0	10	0	0	0	0.0	0	0	L	17-24	
10/06	at Broncos	P	1	18	18.0	18	0	0	0	0.0	0	0	W	12-9+	
10/16	Jaguars												W	34-27	
10/23	at Titans												L	10-19	
10/30	Commanders												L	16-17	
11/06	at Patriots												L	3-26	
11/13	at Raiders	S	0	0	0.0	0	0	0	0	0.0	0	0	W	25-20	
11/20	Eagles	P	0	0	0.0	0	0	0	0	0.0	0	0	L	16-17	
11/28	Steelers	P	0	0	0.0	0	0	0	0	0.0	0	0	L	17-24	
12/04	at Cowboys	P	1	14	14.0	14t	1	0	0	0.0	0	0	L	19-54	
12/17	at Vikings	P	2	25	12.5	13	0	1	5	5.0	5	0	L	36-39+	
12/26	Chargers	P	0	0	0.0	0	0	0	0	0.0	0	0	L	3-20	
01/01	at Giants												L	10-38	
01/08	Texans	P	0	0	0.0	0	0	0	0	0.0	0	0	L	31-32	
2022 TOTALS		12-2	15	207	13.8	39	1	2	8	4.0	5	0	4-12-1		

+ - Overtime

2023 GAME-BY-GAME REGULAR-SEASON STATISTICS (COLTS)

DATE	OPPONENT	P/S	RECEIVING					RUSHING					TD	W/L	SCORE
			NO.	YDS.	AVG.	LG	TD	NO.	YDS.	AVG.	LG	TD			
09/10	Jaguars													L	21-31
09/17	at Texans													W	31-20
09/24	at Ravens													W	22-19+
10/01	Rams												L	23-29+	
10/08	Titans												W	23-16	
10/15	at Jaguars												L	20-37	
10/22	Browns												L	38-39	
10/29	Saints												L	27-38	
11/05	at Panthers												W	27-13	
11/12	at Patriots												W	10-6	
11/26	Buccaneers												W	27-20	
12/03	at Titans												W	31-28+	
12/10	at Bengals												L	14-34	
12/16	Steelers												W	30-13	
12/24	at Falcons												L	10-29	
12/31	Raiders												W	23-20	
01/06	Texans												L	19-23	
2023 TOTALS		0-0	0	0	0.0	0	0	0	0	0.0	0	0	0	9-8	

+ - Overtime

ASHTON DULIN

WIDE RECEIVER
(000-LINN)

16

AP
15th YEAR
'21

2024 GAME-BY-GAME REGULAR-SEASON STATISTICS (COLTS)

DATE	OPPONENT	P/S	RECEIVING					RUSHING					W/L	SCORE
			NO.	YDS.	AVG.	LG	TD	NO.	YDS.	AVG.	LG	TD		
09/08	Texans	P	1	54	54.0	54t	1	0	0	0.0	0	0	L	27-29
09/15	at Packers	P	1	13	13.0	13	0	0	0	0.0	0	0	L	10-16
09/22	Bears	S	0	0	0.0	0	0	0	0	0.0	0	0	W	21-16
09/29	Steelers	P	0	0	0.0	0	0	0	0	0.0	0	0	W	27-24
10/06	at Jaguars	S	0	0	0.0	0	0	1	9	9.0	9	0	L	34-37
10/13	at Titans	P	0	0	0.0	0	0	0	0	0.0	0	0	W	20-17
10/20	Dolphins	P	0	0	0.0	0	0	1	12	12.0	12	0	W	16-10
10/27	at Texans	P	0	0	0.0	0	0	0	0	0.0	0	0	L	20-23
11/03	at Vikings	P	0	0	0.0	0	0	2	17	8.5	12	0	L	13-21
11/10	Bills	P	0	0	0.0	0	0	1	7	7.0	7	0	L	20-30
11/17	at Jets	P	0	0	0.0	0	0	0	0	0.0	0	0	W	28-27
11/24	Lions	P	0	0	0.0	0	0	0	0	0.0	0	0	L	6-24
12/01	at Patriots							ON INACTIVE LIST					W	25-24
12/15	at Broncos							INACTIVE					L	13-31
12/22	Titans	P	0	0	0.0	0	0	0	0	0.0	0	0	W	38-30
12/29	at Giants	P	0	0	0.0	0	0	0	0	0.0	0	0	L	33-45
01/05	Jaguars	P	0	0	0.0	0	0	0	0	0.0	0	0	W	26-23+
2024 TOTALS		15-2	2	67	33.5	54T	1	5	45	9.0	12	0	8-9	

+ - Overtime

2025 GAME-BY-GAME REGULAR-SEASON STATISTICS (COLTS)

DATE	OPPONENT	P/S	RECEIVING					RUSHING					W/L	SCORE
			NO.	YDS.	AVG.	LG	TD	NO.	YDS.	AVG.	LG	TD		
09/07	Dolphins	P	0	0	0.0	0	0	1	15	15.0	15	0	W	33-8
09/14	Broncos	P	0	0	0.0	0	0	0	0	0.0	0	0	W	29-28
09/21	at Titans	P	0	0	0.0	0	0	0	0	0.0	0	0	W	41-20
09/28	at Rams	S	1	11	11.0	11	0	1	7	7.0	7	0	L	20-27
10/05	Raiders	S	2	55	27.5	35	0	0	0	0.0	0	0	W	40-6
10/12	Cardinals	P	0	0	0.0	0	0	0	0	0.0	0	0	W	31-27
2025 TOTALS		6-2	3	66	22.0	35	0	2	22	11.0	15	0	5-1	

2020 GAME-BY-GAME POSTSEASON STATISTICS (COLTS)

DATE	OPPONENT	P/S	RECEIVING					RUSHING					W/L	SCORE
			NO.	YDS.	AVG.	LG	TD	NO.	YDS.	AVG.	LG	TD		
01/09	at Bills	P	0	0	0.0	0	0	0	0	0.0	0	0	L	24-27
2020 TOTALS		1-0	0	0	0.0	0	0	0	0	0.0	0	0	0-1	

SAMSON EBUKAM

DEFENSIVE END
(EH-800-KAHM)

52

6-3 245 LBS

NFL EXP: 9

(3RD YEAR WITH THE COLTS)

BORN: 5/9/95



**COLLEGE:
EASTERN
WASHINGTON**

4TH-AND-SHORT

- In his first eight seasons, he played in 113 games (78 starts) with the Colts (2023-24), 49ers (2021-22) and Rams (2017-20) and compiled 264 tackles (163 solo), 36.0 tackles for loss, 33.0 sacks, nine passes defended, one interception returned for a touchdown, 11 forced fumbles, five fumble recoveries and 17 special teams stops.
- Is the youngest of seven siblings born on the banks of the Nile River. Moved to the United States when he was nine years old.
- Founded the T&S Foundation, named after his parents, with the mission to fulfill basic humanitarian needs for the people of Nigeria.

DOWN THE STRETCH

What is on your bucket list: Visit the Seven Wonders of the World.

Nickname: Sosa

What is the best advice you've been given: Show me your friends and I'll show you your future.

Favorite vacation spot: Miami

Favorite artist: 2Pac

Favorite food: Egusi and fufu

What are your pet peeves: Dishonesty and disrespect

What is your hidden talent: I can play the drums.

What is one thing you can't live without: My faith and my family.

What are your hobbies off the field: Video games and outdoor activities.

Signed by the Colts as an unrestricted free agent on March 17, 2023.

X @sosa50

IG @sosa50

JOY IN HIS JOURNEY

Ebukam's path to Indianapolis is one of the many things that he takes great pride in. Born on the banks of the Nile River just behind the Nile and the Congo as the youngest of seven siblings, Ebukam saw his family immigrate to the United States at different times in search of new opportunities. His father sent for Ebukam to make the journey himself when he was only nine. While all Ebukam knew was soccer, his athleticism flashed and after some convincing, he found his way to the football field. After a successful collegiate career at Eastern Washington, the 2025 season marks his ninth in the NFL. Ebukam also founded the T&S Foundation, named after his parents who provided him with everything he needed to get to where he is today, with the mission to fulfill basic humanitarian needs for the people of Nigeria.

NFL HIGHLIGHTS

CAREER

- Has appeared in 119 career games (79 starts) in his time with the Colts (2023-25), San Francisco 49ers (2021-22) and Los Angeles Rams (2017-20) and has compiled 278 tackles (173 solo), 39.0 tackles for loss, 35.0 sacks, nine passes defended, one interception returned for a touchdown, 11 forced fumbles, five fumble recoveries and 17 special teams stops. He has also appeared in 12 postseason contests (eight starts) and has registered 23 tackles (17 solo), 2.0 tackles for loss, 3.0 sacks, one pass defended, two forced fumbles and two special teams stops.

2025 SEASON (COLTS)

- Has played in six games (one start) and has logged 14 tackles (10 solo), 3.0 tackles for loss and 2.0 sacks.

2024 SEASON (COLTS)

- Spent the 2024 season on the Injured Reserve list.

2023 SEASON (COLTS)

- He started all 17 games in 2023 and recorded 57 tackles (39 solo), 10.0 tackles for loss, a single-season career-high 9.5 sacks, one pass defended and three forced fumbles. In Week 2 at HOU, he tallied two solo tackles, 1.0 tackle for loss and 1.0 sack. In Week 3 at BAL, he registered four solo tackles, 2.0 tackles for loss, 1.0 sack and one forced fumble. In Week 5 vs. TEN, he recorded four tackles (three solo) and 1.0 sack. In Week 6 at JAX, he registered three solo tackles, 1.0 tackle for loss and 1.0 sack. In Week 7 vs. CLE, he collected four tackles (three solo), 1.0 tackle for loss and one pass defended. In Week 12 vs. TB, he totaled four tackles (three solo), 1.0 tackle for loss, 2.0 sacks and one forced fumble. In Week 13 at TEN, he registered six tackles (five solo), 1.0 tackle for loss, 2.0 sacks and one

forced fumble. In Week 13 at TEN, he registered six tackles (five solo), 1.0 tackle for loss, 2.0 sacks and one forced fumble. He tallied at least 2.0 sacks in consecutive games for the first time in his career and is the first Colt to accomplish that feat since Denico Autry in Weeks 14 and 15 of 2018. In Week 15 vs. PIT, he compiled three tackles (two solo), 1.0 tackle for loss and 1.5 sacks.

2022 SEASON (49ERS)

- In 2022, he started all 15 games he saw action in and tallied 36 tackles (21 solo), 6.0 tackles for loss, a single-season career-high 5.0 sacks, one pass defended, one forced fumble and one fumble recovery. He tied his single-season career high in tackles for loss. In Week 6 at Atlanta, he tallied single-game career highs in tackles (nine) and solo tackles (six), while also adding 2.0 tackles for loss. He also started three postseason contests and compiled five tackles (three solo) and 1.0 sack.

2021 SEASON (49ERS)

- Saw action in all 17 games (11 starts) in 2021 and registered 36 tackles (19 solo), 5.0 tackles for loss, 4.5 sacks, one pass defended and one forced fumble. He also added two special teams stops. In Week 17 vs. Arizona, he accumulated two solo tackles, 2.0 tackles for loss, 2.0 sacks and one special teams stop. He also started all three postseason contests and tallied eight tackles (five solo), 1.0 tackle for loss and 2.0 sacks.

2020 SEASON (RAMS)

- In 2020, he appeared in all 16 games (14 starts) and recorded 27 tackles (14 solo), 3.0 tackles for loss, 4.5 sacks, one pass defended, one forced fumble and four special teams stops. He saw action in two postseason contests and totaled one solo tackle, one forced fumble and one special teams stop.

2019 SEASON (RAMS)

- Competed in all 16 games (five starts) in 2019 and accumulated 47 tackles (26 solo), 5.0 tackles for loss, 4.5 sacks, a single-season career-high four passes defended, one forced fumble, two fumble recoveries and one special teams stop. In Week 14 vs. Seattle, he registered five tackles (four solo), 2.0 tackles for loss and 2.0 sacks.

2018 SEASON (RAMS)

- In 2018, he saw action in all 16 games (14 starts) and tallied 39 tackles (24 solo), 6.0 tackles for loss, 3.0 sacks, one pass defended, one interception returned for a touchdown, a single-season career-high three forced fumbles and two fumble recoveries. He also added one special teams tackle. In Week 1 at Oakland, he compiled four tackles (three solo) and a single-game career-high 3.0 tackles for loss. He appeared in three postseason contests (two starts) and recorded eight tackles (seven solo), 1.0 tackle for

SAMSON EBUKAM

DEFENSIVE END
(EH-BOO-KAHM)

52

loss, one pass defended and one forced fumble. He also added one special teams stop.

2017 SEASON (RAMS)

- Appeared in all 16 games (two starts) in 2017 and compiled 22 tackles (20 solo), 1.0 tackle for loss, one forced fumble and nine special teams stops.

COLLEGE

- Appeared in 53 games (38 starts) at Eastern Washington (2013-16) and totaled 188 tackles (92 solo), 38.0 tackles for loss, 24.0 sacks, six passes defended, two interceptions (one returned for a touchdown), two forced fumbles and four fumble recoveries. His 24.0 sacks rank sixth in school history.
- As a senior, he earned Third Team All-America honors after he started all 14 games and recorded single-season career highs in tackles (71), solo tackles (33), tackles for loss (14.5), sacks (9.5) and fumble recoveries (three). He also added three passes defended and one interception.
- In 2015, he garnered Second Team All-Big Sky accolades after he saw action in 11 games and tallied 44 tackles (19 solo), 7.5 tackles for loss, 4.0 sacks, two passes defended and one fumble recovery.
- As a sophomore, he earned Second Team All-Big Sky honors after he appeared in 13 games and compiled 45 tackles (27 solo), 12.0 tackles for loss, 7.5 sacks and two blocked kicks.

- In 2013, he competed in 15 games and registered 28 tackles (13 solo), 4.0 tackles for loss, 3.0 sacks, three passes defended and one interception returned for a touchdown.

PERSONAL

- Attended Davis Douglas High School in Portland, Ore.
- As a senior, he earned first team all-conference honors as a defensive lineman and was named an honorable mention all-conference selection as a tight end.
- Set the school record as a senior in javelin (205-6).
- Founded the T&S Foundation, which is named after his parents and the mission is to fulfill basic humanitarian needs for the people of Nigeria.
- Majored in communications studies.
- Last name is pronounced EH-boo-kahm.
- Born in Nigeria.
- Grew up in Portland, Ore.

TRANSACTIONS

- Signed by the Colts as an unrestricted free agent on March 17, 2023.
- Signed by the San Francisco 49ers as an unrestricted free agent on March 19, 2021.
- Selected by the Los Angeles Rams in the fourth round (125th overall) of the 2017 NFL Draft.

SAMSON EBUKAM'S - NFL REGULAR SEASON STATISTICS

DATE	TEAM	GP	GS	TK	TACKLES							INTERCEPTIONS					FUMBLES					ST				MISC									
					S	A	TFL	YDS	SK	YDS	QBH	NO	YDS	LG	TD	PD	FF	FR	TD	YDS	TK	S	A	FF	FR	S	A								
2017	Rams	16	2	22	20	2	1	11	2.0	21.0	4	0	0	0	0	0	1	0	0	0	9	6	3	0	0	0	0	0	0	0	0	0			
2018	Rams	16	14	39	24	15	6	17	3.0	11.0	6	1	25	25t	1	1	3	2	1	11	1	1	0	0	0	0	0	0	0	0	0	0			
2019	Rams	16	5	47	26	21	5	33	4.5	32.0	10	0	0	0	0	4	1	2	0	1	0	1	0	0	0	0	0	0	0	0	0	0	0		
2020	Rams	16	14	27	14	13	3	16	4.5	20.0	7	0	0	0	0	1	1	0	0	0	4	4	0	0	0	0	0	0	0	0	0	0	0	0	
2021	49ers	17	11	36	19	17	5	32	4.5	41.5	11	0	0	0	0	1	1	0	0	0	2	2	0	0	0	0	0	0	0	0	0	0	0	0	
2022	49ers	15	15	35	21	14	6	30	4.5	39.0	12	0	0	0	0	1	1	1	0	0	0	0	0	0	0	0	0	0	0	0	0	0	0	0	
2023	Colts	17	17	57	39	18	10	53	9.5	66.5	17	0	0	0	0	1	3	0	0	0	0	0	0	0	0	0	0	0	0	0	0	0	0	0	
2024	Colts	0	0	0	0	0	0	0	0.0	0.0	0	0	0	0	0	0	0	0	0	0	0	0	0	0	0	0	0	0	0	0	0	0	0	0	
2025	Colts	6	1	14	10	4	3	14	2.0	13.0	6	0	0	0	0	0	0	0	0	0	0	0	0	0	0	0	0	0	0	0	0	0	0	0	0
TOTALS		119	79	277	173	104	39	206	34.5	244.0	73	1	25	25T	1	9	11	5	1	11	17	13	4	0	0	0	0	0	0	0	0	0	0	0	

SAMSON EBUKAM'S - NFL POSTSEASON STATISTICS

DATE	TEAM	GP	GS	TK	TACKLES							INTERCEPTIONS					FUMBLES					ST				MISC										
					S	A	TFL	YDS	SK	YDS	QBH	NO	YDS	LG	TD	PD	FF	FR	TD	YDS	TK	S	A	FF	FR	S	A									
2017	Rams	1	0	1	1	0	0	0	0.0	0.0	0	0	0	0	0	0	0	0	0	0	0	0	0	0	0	0	0	0	0	0	0	0	0	0	0	
2018	Rams	3	2	8	7	1	1	2	0.0	0.0	0	0	0	0	0	1	1	0	0	0	1	1	0	0	0	0	0	0	0	0	0	0	0	0	0	0
2020	Rams	2	0	1	1	0	0	0	0.0	0.0	0	0	0	0	0	0	0	0	0	0	1	0	1	1	0	0	0	0	0	0	0	0	0	0	0	0
2021	49ers	3	3	8	5	3	1	6	2.0	14.5	4	0	0	0	0	0	0	0	0	0	0	0	0	0	0	0	0	0	0	0	0	0	0	0	0	0
2022	49ers	3	3	5	3	2	0	0	1.0	0.0	2	0	0	0	0	0	0	0	0	0	0	0	0	0	0	0	0	0	0	0	0	0	0	0	0	0
TOTALS		12	8	23	17	6	2	8	3.0	14.5	6	0	0	0	0	1	1	0	0	0	2	1	1	1	0	0	0	0	0	0	0	0	0	0	0	

SINGLE-GAME HIGHS: DEFENSIVE

Total Tackles 9 at Atlanta Falcons, Oct 16, 2022
7 vs. Baltimore Ravens, Nov 25, 2019
6 at Tennessee Titans, Dec 03, 2023
...1 more at 6.

Solo Tackles 6 at Atlanta Falcons, Oct 16, 2022
5 at Tennessee Titans, Dec 03, 2023
...1 more at 5.

Sacks 2.0 at Tennessee Titans, Dec 03, 2023
...4 more at 2.0.

Passes Defensed 1 vs. Cleveland Browns, Oct 22, 2023
...8 more at 1.

Forced Fumbles 1 at Tennessee Titans, Dec 03, 2023
...10 more at 1.

Fumble Recoveries 1 vs. Arizona Cardinals, Dec 29, 2019
...3 more at 1.

Tackles For Loss 3 at Oakland Raiders, Sep 10, 2018
2 at Baltimore Ravens, Sep 24, 2023
...3 more at 2.

Interceptions 1 vs. Kansas City Chiefs, Nov 19, 2018

Interception Return Yards 25 vs. Kansas City Chiefs, Nov 19, 2018

Special Teams Tackles 3 at Seattle Seahawks, Dec 17, 2017
2 at Detroit Lions, Sep 12, 2021
...1 more at 2.

Longest Opp Fumble Return 11 vs. Kansas City Chiefs, Nov 19, 2018

SINGLE-GAME HIGHS - POSTSEASON: DEFENSIVE

Total Tackles 3 at Los Angeles Rams, Jan 30, 2022
...3 more at 3.

Solo Tackles 3 at Green Bay Packers, Jan 22, 2022
...1 more at 3.

Sacks 1.0 at Green Bay Packers, Jan 22, 2022
0.5 at Los Angeles Rams, Jan 30, 2022
...1 more at 0.5.

Passes Defensed 1 vs. Dallas Cowboys, Jan 12, 2019

Forced Fumbles 1 at New Orleans Saints, Jan 20, 2019

Tackles For Loss 1 at Green Bay Packers, Jan 22, 2022
...1 more at 1.

Special Teams Tackles 1 at Seattle Seahawks, Jan 09, 2021
...1 more at 1.

Special Teams Forced Fumbles 1 at Seattle Seahawks, Jan 09, 2021

2017 GAME-BY-GAME REGULAR-SEASON STATISTICS (RAMS)

DATE	OPPONENT	P/S	TACKLES							INTERCEPTIONS				FUMBLES			ST			MISC		W/L	SCORE					
			TK	S	A	SK	YDS	TFL	YDS	QBH	NO	YDS	LG	TD	PD	FF	FR	TD	YDS	TK	S			A	FF	FR	S	A
09/10	Colts	P	1	1	0	0	0	0	0	0	0	0	0	0	0	0	0	0	2	2	0	0	0	0	0	0	W	46-9
09/17	Redskins	P	1	1	0	0	0	0	0	0	0	0	0	0	0	0	0	0	0	0	0	0	0	0	0	0	L	20-27
09/21	at 49ers	P	0	0	0	0	0	0	0	0	0	0	0	0	0	0	0	0	0	0	0	0	0	0	0	0	W	41-39
10/01	at Cowboys	P	0	0	0	0	0	0	0	0	0	0	0	0	0	0	0	0	0	0	0	0	0	0	0	0	W	35-30
10/08	Seahawks	P	0	0	0	0	0	0	0	0	0	0	0	0	0	0	0	0	1	1	0	0	0	0	0	0	L	10-16
10/15	at Jaguars	P	2	2	0	0	0	0	0	0	0	0	0	0	0	0	0	0	0	0	0	0	0	0	0	0	W	27-17
10/22	Cardinals	P	0	0	0	0	0	0	0	0	0	0	0	0	0	0	0	0	0	0	0	0	0	0	0	0	W	33-0
11/05	at Giants	P	1	1	0	0	0	0	0	0	0	0	0	0	0	0	0	0	1	0	1	0	0	0	0	0	W	51-17
11/12	Texans	P	1	1	0	1	0	10	0	0	2	0	0	0	0	1	0	0	0	0	0	0	0	0	0	0	W	33-7
11/19	at Vikings	P	2	2	0	0	0	0	0	0	0	0	0	0	0	0	0	0	1	1	0	0	0	0	0	0	L	7-24
11/26	Saints	P	2	1	1	1	0	11	0	1	0	0	0	0	0	0	0	0	0	0	0	0	0	0	0	0	W	26-20
12/03	at Cardinals	S	5	5	0	0	0	0	0	0	0	0	0	0	0	0	0	0	0	0	0	0	0	0	0	0	W	32-16
12/10	Eagles	P	4	4	0	0	0	0	0	1	0	0	0	0	0	0	0	0	0	0	0	0	0	0	0	0	L	35-43
12/17	at Seahawks	P	0	0	0	0	0	0	0	0	0	0	0	0	0	0	0	0	3	1	2	0	0	0	0	0	W	42-7
12/24	at Titans	P	0	0	0	0	0	0	0	0	0	0	0	0	0	0	0	0	1	1	0	0	0	0	0	0	W	27-23
12/31	49ers	S	3	2	1	0	0	0	0	0	0	0	0	0	0	0	0	0	0	0	0	0	0	0	0	0	L	13-34
2017 TOTALS			16-2	22	20	2	2	21	0	1	11	4	0	0	0	0	0	1	0	0	0	0	0	0	0	0	0	11-5

2018 GAME-BY-GAME REGULAR-SEASON STATISTICS (RAMS)

DATE	OPPONENT	P/S	TACKLES					INTERCEPTIONS				FUMBLES			ST			MISC		W/L	SCORE							
			TK	S	A	SK	YDS	TFL	YDS	QBH	NO	YDS	LG	TD	PD	FF	FR	TD	YDS			TK	S	A	FF	FR	S	A
09/10	at Raiders	S	4	3	1	0.0	0.0	3	6	0	0	0	0	0	0	0	0	0	0	0	0	0	0	0	0	0	W	33-13
09/16	Cardinals	S	1	1	0	1.0	7.0	1	7	2	0	0	0	0	0	0	0	0	0	0	0	0	0	0	0	0	W	34-0
09/23	Chargers	S	1	0	1	0.0	0.0	0	0	1	0	0	0	0	0	0	0	0	0	0	0	0	0	0	0	0	W	35-23
09/27	Vikings	S	2	1	1	0.0	0.0	0	0	0	0	0	0	0	0	0	0	0	0	0	0	0	0	0	0	0	W	38-31
10/07	at Seahawks	S	4	2	2	0.0	0.0	0	0	0	0	0	0	0	0	0	0	0	0	0	0	0	1	1	0	0	W	33-31
10/14	at Broncos	S	2	1	1	0.0	0.0	0	0	0	0	0	0	0	0	0	1	0	0	0	0	0	0	0	0	0	W	23-20
10/21	at 49ers	S	3	3	0	1.0	1.0	1	1	1	0	0	0	0	0	1	0	0	0	0	0	0	0	0	0	0	W	39-10
10/28	Packers	S	4	2	2	0.0	0.0	0	0	0	0	0	0	0	0	0	0	0	0	0	0	0	0	0	0	0	W	29-27
11/04	at Saints	S	2	2	0	0.0	0.0	0	0	0	0	0	0	0	0	1	0	0	0	0	0	0	0	0	0	0	L	35-45
11/11	Seahawks	S	3	2	1	0.0	0.0	0	0	0	0	0	0	0	0	0	0	0	0	0	0	0	0	0	0	0	W	36-31
11/19	Chiefs	P	3	2	1	1.0	3.0	1	3	2	1	25	25	1	1	0	1	1	11	0	0	0	0	0	0	0	W	54-51
12/02	at Lions	S	2	2	0	0.0	0.0	0	0	0	0	0	0	0	0	1	0	0	0	0	0	0	0	0	0	0	W	30-16
12/09	at Bears	S	2	2	0	0.0	0.0	0	0	0	0	0	0	0	0	0	0	0	0	0	0	0	0	0	0	0	L	6-15
12/16	Eagles	P	3	0	3	0.0	0.0	0	0	0	0	0	0	0	0	0	0	0	0	0	0	0	0	0	0	0	L	23-30
12/23	at Cardinals	S	0	0	0	0.0	0.0	0	0	0	0	0	0	0	0	0	0	0	0	0	0	0	0	0	0	0	W	31-9
12/30	49ers	S	3	1	2	0.0	0.0	0	0	0	0	0	0	0	0	0	0	0	0	0	0	0	0	0	0	0	W	48-32
2018 TOTALS			16-14	39	24	15	3.0	11.0	6	17	6	1	25	25T	1	1	3	2	1	11	1	1	0	0	0	0	0	13-3

2019 GAME-BY-GAME REGULAR-SEASON STATISTICS (RAMS)

DATE	OPPONENT	P/S	TACKLES					INTERCEPTIONS				FUMBLES			ST			MISC		W/L	SCORE								
			TK	S	A	SK	YDS	TFL	YDS	QBH	NO	YDS	LG	TD	PD	FF	FR	TD	YDS			TK	S	A	FF	FR	S	A	
09/08	at Panthers	P	1	1	0	0.0	0.0	0	0	0	0	0	0	0	0	1	1	0	0	0	0	0	0	0	0	0	0	W	30-27
09/15	Saints	P	1	1	0	0.0	0.0	0	0	0	0	0	0	0	0	0	0	0	0	0	0	0	0	0	0	0	0	W	27-9
09/22	at Browns	P	3	2	1	0.0	0.0	0	0	0	0	0	0	0	1	0	0	0	0	0	0	0	0	0	0	0	0	W	20-13
09/29	Buccaneers	P	3	1	2	0.0	0.0	0	0	1	0	0	0	0	0	0	0	0	0	0	0	0	0	0	0	0	0	L	40-55
10/03	at Seahawks	P	1	0	1	0.0	0.0	0	0	1	0	0	0	0	0	0	0	0	0	0	0	0	0	0	0	0	0	L	29-30
10/13	49ers	S	6	2	4	0.0	0.0	0	0	0	0	0	0	0	0	0	0	0	0	0	0	0	0	0	0	0	0	L	7-20
10/20	at Falcons	S	2	0	2	0.0	0.0	0	0	1	0	0	0	0	0	0	0	0	0	0	0	0	0	0	0	0	0	W	37-10
10/27	Bengals	S	3	2	1	0.0	0.0	0	0	0	0	0	0	1	0	0	0	0	0	0	0	0	0	0	0	0	0	W	24-10
11/10	at Steelers	P	2	1	1	0.0	0.0	0	0	0	0	0	0	0	0	0	0	0	0	0	0	0	0	0	0	0	0	L	12-17
11/17	Bears	P	4	3	1	0.0	0.0	1	3	0	0	0	0	1	0	0	0	0	0	0	0	0	0	0	0	0	0	W	17-7
11/25	Ravens	S	7	3	4	1.5	7.0	1	5	3	0	0	0	0	0	0	0	0	0	0	0	1	0	1	0	0	0	L	6-45
12/01	at Cardinals	P	4	2	2	0.0	0.0	0	0	0	0	0	0	0	0	0	0	0	0	0	0	0	0	0	0	0	0	W	34-7
12/08	Seahawks	S	5	4	1	2.0	18.0	2	18	2	0	0	0	0	0	0	0	0	0	0	0	0	0	0	0	0	0	W	28-12
12/15	at Cowboys	P	3	2	1	0.0	0.0	0	0	1	0	0	0	0	0	0	0	0	0	0	0	0	0	0	0	0	0	L	21-44
12/21	at 49ers	P	1	1	0	1.0	7.0	1	7	1	0	0	0	0	0	0	0	0	0	0	0	0	0	0	0	0	0	L	31-34
12/29	Cardinals	P	1	1	0	0.0	0.0	0	0	0	0	0	0	0	1	0	1	0	0	0	0	0	0	0	0	0	0	W	31-24
2019 TOTALS			16-5	47	26	21	4.5	32.0	5	33	10	0	0	0	0	4	1	2	0	0	1	0	1	0	1	0	0	0	9-7

2020 GAME-BY-GAME REGULAR-SEASON STATISTICS (RAMS)

DATE	OPPONENT	P/S	TACKLES					INTERCEPTIONS				FUMBLES			ST			MISC		W/L	SCORE								
			TK	S	A	SK	YDS	TFL	YDS	QBH	NO	YDS	LG	TD	PD	FF	FR	TD	YDS			TK	S	A	FF	FR	S	A	
09/13	Cowboys	P	4	2	2	0.0	0.0	0	0	0	0	0	0	0	0	0	0	0	0	0	0	0	0	0	0	0	0	W	20-17
09/20	at Eagles	S	0	0	0	0.0	0.0	0	0	0	0	0	0	0	0	0	0	0	0	0	0	0	0	0	0	0	0	W	37-19
09/27	at Bills	S	0	0	0	0.0	0.0	0	0	0	0	0	0	0	0	0	0	0	0	0	0	0	0	0	0	0	0	L	32-35
10/04	Giants	S	4	1	3	0.5	1.0	0	0	1	0	0	0	0	0	0	0	0	0	0	0	0	0	0	0	0	0	W	17-9
10/11	at Football Team	S	1	1	0	0.0	0.0	0	0	0	0	0	0	0	0	0	0	0	0	0	0	0	0	0	0	0	0	W	30-10
10/18	at 49ers	S	1	1	0	0.0	0.0	0	0	0	0	0	0	0	0	0	0	0	0	0	0	0	0	0	0	0	0	L	16-24
10/26	Bears	S	0	0	0	0.0	0.0	0	0	0	0	0	0	0	0	0	0	0	0	0	0	0	0	0	0	0	0	W	24-10
11/01	at Dolphins	S	3	1	2	0.0	0.0	0	0	0	0	0	0	0	0	0	0	0	0	0	0	0	0	0	0	0	0	L	17-28
11/15	Seahawks	P	2	1	1	0.0	0.0	0	0	0	0	0	0	0	0	0	0	0	0	0	0	0	0	0	0	0	0	W	23-16
11/23	at Buccaneers	S	3	3	0	1.0	7.0	1	7	1	0	0	0	0	0	0	0	0	0	0	0	0	0	0	0	0	0	W	27-24
11/29	49ers	S	1	0	1	0.0	0.0	0	0	1	0	0	0	0	1	0	0	0	0	0	0	0	1	1	0	0	0	L	20-23
12/06	at Cardinals	S	2	1	1	0.0	0.0	0	0	0	0	0	0	0	0	0	0	0	0	0	0	0	1	1	0	0	0	W	38-28
12/10	Patriots	S	0	0	0	0.0	0.0	0	0	1	0	0	0	0	0	0	0	0	0	0	0	0	0	0	0	0	0	W	24-3
12/20	Jets	S	3	1	2	1.0	3.0	0	0	0	0	0	0	0	0	1	0	0	0	0	0	0	1	1	0	0	0	L	20-23
12/27	at Seahawks	S	1	0	1	0.0	0.0	0	0	1	0	0	0	0	0	0	0	0	0	0	0	0	0	0	0	0	0	L	9-20
01/03	Cardinals	S	2	2	0	2.0	9.0	2	9	2	0	0	0	0	0	0	0	0	0	0	0	0	0	0	0	0	0	W	18-7
2020 TOTALS			16-14	27	14	13	4.5	20.0	3	16	7	0	0	0	0	1	1	0	0	0	0	4	4	0	0	0	0	0	10-6

2021 GAME-BY-GAME REGULAR-SEASON STATISTICS (49ERS)

DATE	OPPONENT	P/S	TACKLES							INTERCEPTIONS				FUMBLES			ST			MISC		W/L	SCORE				
			TK	S	A	SK	YDS	TFL	YDS	QBH	NO	YDS	LG	TD	PD	FF	FR	TD	YDS	TK	S			A	FF	FR	S
09/12	at Lions	P	3	0	3	0.0	0.0	0	0	0	1	0	0	0	0	0	0	0	2	2	0	0	0	0	0	W	41-33
09/19	at Eagles	P	3	2	1	0.0	0.0	0	0	0	0	0	0	0	0	0	0	0	0	0	0	0	0	0	0	W	17-11
09/26	Packers	P	1	1	0	0.0	0.0	0	0	0	0	0	0	0	0	0	0	0	0	0	0	0	0	0	0	L	28-30
10/03	Seahawks	P	3	0	3	0.0	0.0	0	0	0	0	0	0	0	0	0	0	0	0	0	0	0	0	0	0	L	21-28
10/10	at Cardinals	P	2	1	1	0.0	0.0	0	0	0	0	0	0	0	0	0	0	0	0	0	0	0	0	0	0	L	10-17
10/24	Colts	P	0	0	0	0.0	0.0	0	0	0	0	0	0	0	0	0	0	0	0	0	0	0	0	0	0	L	18-30
10/31	at Bears	S	2	2	0	1.0	14.0	1	14	1	0	0	0	0	0	0	0	0	0	0	0	0	0	0	0	W	33-22
11/07	Cardinals	S	2	1	1	0.0	0.0	0	0	0	0	0	0	0	0	0	0	0	0	0	0	0	0	0	0	L	17-31
11/15	Rams	S	0	0	0	0.0	0.0	0	0	0	0	0	0	0	0	0	0	0	0	0	0	0	0	0	0	W	31-10
11/21	at Jaguars	S	1	1	0	0.0	0.0	1	1	1	0	0	0	0	0	0	0	0	0	0	0	0	0	0	0	W	30-10
11/28	Vikings	S	2	2	0	0.0	0.0	0	0	1	0	0	0	0	1	0	0	0	0	0	0	0	0	0	0	W	34-26
12/05	at Seahawks	S	3	1	2	0.0	0.0	0	0	0	0	0	0	0	0	0	0	0	0	0	0	0	0	0	0	L	23-30
12/12	at Bengals	S	3	0	3	0.5	4.5	0	0	2	0	0	0	0	0	1	0	0	0	0	0	0	0	0	0	W	26-23+
12/19	Falcons	S	3	3	0	1.0	8.0	1	8	2	0	0	0	0	0	0	0	0	0	0	0	0	0	0	0	W	31-13
12/23	at Titans	S	4	3	1	1.5	10.0	1	8	2	0	0	0	0	0	0	0	0	0	0	0	0	0	0	0	L	17-20
01/02	Texans	S	3	1	2	0.5	5.0	1	1	1	0	0	0	0	0	0	0	0	0	0	0	0	0	0	0	W	23-7
01/09	at Rams	S	1	1	0	0.0	0.0	0	0	0	0	0	0	0	0	0	0	0	0	0	0	0	0	0	0	W	27-24+
2021 TOTALS		17-11	36	19	17	4.5	41.5	5	32	11	0	0	0	0	1	1	0	0	0	2	2	0	0	0	0	0	10-7

+ - Overtime

2022 GAME-BY-GAME REGULAR-SEASON STATISTICS (49ERS)

DATE	OPPONENT	P/S	TACKLES							INTERCEPTIONS				FUMBLES			ST			MISC		W/L	SCORE				
			TK	S	A	SK	YDS	TFL	YDS	QBH	NO	YDS	LG	TD	PD	FF	FR	TD	YDS	TK	S			A	FF	FR	S
09/11	at Bears	S	2	2	0	1.0	10.0	1	10	1	0	0	0	0	0	0	0	0	0	0	0	0	0	0	0	L	10-19
09/18	Seahawks	S	3	2	1	0.0	0.0	0	0	1	0	0	0	0	0	0	0	0	0	0	0	0	0	0	0	W	27-7
09/25	at Broncos	S	2	0	2	0.0	0.0	0	0	1	0	0	0	0	0	0	0	0	0	0	0	0	0	0	0	L	10-11
10/03	Rams	S	4	3	1	2.0	16.0	1	10	1	0	0	0	0	0	1	0	0	0	0	0	0	0	0	0	W	24-9
10/09	at Panthers	S	2	0	2	0.0	0.0	0	0	0	0	0	0	0	0	0	0	0	0	0	0	0	0	0	0	W	37-15
10/16	at Falcons	S	9	6	3	0.0	0.0	2	1	0	0	0	0	0	0	0	0	0	0	0	0	0	0	0	0	L	14-28
10/23	Chiefs	S	3	1	2	0.0	0.0	0	0	0	0	0	0	0	0	0	0	0	0	0	0	0	0	0	0	L	23-44
10/30	at Rams	S	3	2	1	0.0	0.0	0	0	0	0	0	0	0	0	0	0	0	0	0	0	0	0	0	0	W	31-14
11/13	Chargers																									W	22-16
11/21	at Cardinals																									W	38-10
11/27	Saints	S	2	1	1	0.0	0.0	0	0	2	0	0	0	0	0	0	1	0	0	0	0	0	0	0	0	W	13-0
12/04	Dolphins	S	1	1	0	0.0	0.0	0	0	0	0	0	0	0	0	0	0	0	0	0	0	0	0	0	0	W	33-17
12/11	Buccaneers	S	1	1	0	0.0	0.0	1	0	1	0	0	0	0	0	0	0	0	0	0	0	0	0	0	0	W	35-7
12/15	at Seahawks	S	1	1	0	1.0	9.0	1	9	2	0	0	0	0	1	0	0	0	0	0	0	0	0	0	0	W	21-13
12/24	Commanders	S	1	1	0	0.0	0.0	0	0	1	0	0	0	0	0	0	0	0	0	0	0	0	0	0	0	W	37-20
01/01	at Raiders	S	0	0	0	0.0	0.0	0	0	0	0	0	0	0	0	0	0	0	0	0	0	0	0	0	0	W	37-34+
01/08	Cardinals	S	1	0	1	0.5	4.0	0	0	2	0	0	0	0	0	0	0	0	0	0	0	0	0	0	0	W	38-13
2022 TOTALS		15-15	35	21	14	4.5	39.0	6	30	12	0	0	0	0	1	1	1	0	0	0	0	0	0	0	0	13-4	

+ - Overtime

SAMSON EBUKAM

DEFENSIVE END
(EH-800-KAHM)

52

2023 GAME-BY-GAME REGULAR-SEASON STATISTICS (COLTS)

DATE	OPPONENT	P/S	TACKLES								INTERCEPTIONS				FUMBLES			ST			MISC		W/L	SCORE			
			TK	S	A	SK	YDS	TFL	YDS	QBH	NO	YDS	LG	TD	PD	FF	FR	TD	YDS	TK	S	A			FF	FR	S
09/10	Jaguars	S	2	2	0	0.0	0.0	1	2	0	0	0	0	0	0	0	0	0	0	0	0	0	0	0	0	L	21-31
09/17	at Texans	S	2	2	0	1.0	8.0	1	3	2	0	0	0	0	0	0	0	0	0	0	0	0	0	0	0	W	31-20
09/24	at Ravens	S	5	4	1	1.0	5.0	2	3	1	0	0	0	0	0	1	0	0	0	0	0	0	0	0	0	W	22-19+
10/01	Rams	S	4	2	2	0.0	0.0	0	0	2	0	0	0	0	0	0	0	0	0	0	0	0	0	0	0	L	23-29+
10/08	Titans	S	3	2	1	1.0	5.0	0	0	1	0	0	0	0	0	0	0	0	0	0	0	0	0	0	0	W	23-16
10/15	at Jaguars	S	3	3	0	1.0	17.0	1	17	2	0	0	0	0	0	0	0	0	0	0	0	0	0	0	0	L	20-37
10/22	Browns	S	4	3	1	0.0	0.0	1	3	1	0	0	0	0	1	0	0	0	0	0	0	0	0	0	0	L	38-39
10/29	Saints	S	4	3	1	0.0	0.0	0	0	0	0	0	0	0	0	0	0	0	0	0	0	0	0	0	0	L	27-38
11/05	at Panthers	S	2	1	1	0.0	0.0	0	0	0	0	0	0	0	0	0	0	0	0	0	0	0	0	0	0	W	27-13
11/12	at Patriots	S	3	2	1	0.0	0.0	0	0	0	0	0	0	0	0	0	0	0	0	0	0	0	0	0	0	W	10-6
11/26	Buccaneers	S	4	3	1	2.0	12.0	1	9	2	0	0	0	0	0	1	0	0	0	0	0	0	0	0	0	W	27-20
12/03	at Titans	S	6	5	1	2.0	5.0	1	5	2	0	0	0	0	0	1	0	0	0	0	0	0	0	0	0	L	31-28+
12/10	at Bengals	S	2	1	1	0.0	0.0	0	0	0	0	0	0	0	0	0	0	0	0	0	0	0	0	0	0	L	14-34
12/16	Steelers	S	3	2	1	1.5	14.5	1	11	3	0	0	0	0	0	0	0	0	0	0	0	0	0	0	0	W	30-13
12/24	at Falcons	S	4	2	2	0.0	0.0	1	0	0	0	0	0	0	0	0	0	0	0	0	0	0	0	0	0	L	10-29
12/31	Raiders	S	3	1	2	0.0	0.0	0	0	1	0	0	0	0	0	0	0	0	0	0	0	0	0	0	0	W	23-20
01/06	Texans	S	3	1	2	0.0	0.0	0	0	0	0	0	0	0	0	0	0	0	0	0	0	0	0	0	0	L	19-23
2023 TOTALS			17-17	57	39	18	9.5	66.5	10	53	17	0	0	0	0	1	3	0	0	0	0	0	0	0	0	0	8-8

+ - Overtime

2024 GAME-BY-GAME REGULAR-SEASON STATISTICS (COLTS)

DATE	OPPONENT	P/S	TACKLES								INTERCEPTIONS				FUMBLES			ST			MISC		W/L	SCORE			
			TK	S	A	SK	YDS	TFL	YDS	QBH	NO	YDS	LG	TD	PD	FF	FR	TD	YDS	TK	S	A			FF	FR	S
09/08	Texans																									L	27-29
09/15	at Packers																									L	10-16
09/22	Bears																									W	21-16
09/29	Steelers																									W	27-24
10/06	at Jaguars																									L	34-37
10/13	at Titans																									W	20-17
10/20	Dolphins																									W	16-10
10/27	at Texans																									L	20-23
11/03	at Vikings																									L	13-21
11/10	Bills																									L	20-30
11/17	at Jets																									W	28-27
11/24	Lions																									L	6-24
12/01	at Patriots																									W	25-24
12/15	at Broncos																									L	13-31
12/22	Titans																									W	38-30
12/29	at Giants																									L	33-45
01/05	Jaguars																									W	26-23+
2024 TOTALS				0	0	0	0.0	0.0	0	0	0	0	0	0	0	0	0	0	0	0	0	0	0	0	0	0	8-9

+ - Overtime

2025 GAME-BY-GAME REGULAR-SEASON STATISTICS (COLTS)

DATE	OPPONENT	P/S	TACKLES								INTERCEPTIONS				FUMBLES			ST			MISC		W/L	SCORE			
			TK	S	A	SK	YDS	TFL	YDS	QBH	NO	YDS	LG	TD	PD	FF	FR	TD	YDS	TK	S	A			FF	FR	S
09/07	Dolphins	P	1	1	0	1.0	6.0	1	6	3	0	0	0	0	0	0	0	0	0	0	0	0	0	0	0	W	33-8
09/14	Broncos	S	1	1	0	0.0	0.0	0	0	0	0	0	0	0	0	0	0	0	0	0	0	0	0	0	0	W	29-28
09/21	at Titans	P	3	2	1	0.0	0.0	1	1	0	0	0	0	0	0	0	0	0	0	0	0	0	0	0	0	W	41-20
09/28	at Rams	P	2	0	2	0.0	0.0	0	0	2	0	0	0	0	0	0	0	0	0	0	0	0	0	0	0	L	20-27
10/05	Raiders	P	5	4	1	1.0	7.0	1	7	1	0	0	0	0	0	0	0	0	0	0	0	0	0	0	0	W	40-6
10/12	Cardinals	P	2	2	0	0.0	0.0	0	0	0	0	0	0	0	0	0	0	0	0	0	0	0	0	0	0	W	31-27
2025 TOTALS			6-1	14	10	4	2.0	13.0	3	14	6	0	0	0	0	0	0	0	0	0	0	0	0	0	0	0	5-1

2017 GAME-BY-GAME POSTSEASON STATISTICS (RAMS)

DATE	OPPONENT	P/S	TACKLES								INTERCEPTIONS				FUMBLES			ST			MISC		W/L	SCORE			
			TK	S	A	SK	YDS	TFL	YDS	QBH	NO	YDS	LG	TD	PD	FF	FR	TD	YDS	TK	S	A			FF	FR	S
01/06	Falcons	P	1	1	0	0.0	0.0	0	0	0	0	0	0	0	0	0	0	0	0	0	0	0	0	0	0	L	13-26
2017 TOTALS			1-0	1	1	0	0.0	0.0	0	0	0	0	0	0	0	0	0	0	0	0	0	0	0	0	0	0	0-1

2018 GAME-BY-GAME POSTSEASON STATISTICS (RAMS)

DATE	OPPONENT	P/S	TACKLES					INTERCEPTIONS				FUMBLES			ST			MISC		W/L	SCORE							
			TK	S	A	SK	YDS	TFL	YDS	QBH	NO	YDS	LG	TD	PD	FF	FR	TD	YDS			TK	S	A	FF	FR	S	A
01/12	Cowboys	S	2	2	0	0.0	0.0	1	2	0	0	0	0	0	1	0	0	0	0	0	0	0	0	0	0	0	W	30-22
01/20	at Saints	P	3	2	1	0.0	0.0	0	0	0	0	0	0	0	1	0	0	0	0	0	0	0	0	0	0	W	26-23+	
02/03	Patriots	S	3	3	0	0.0	0.0	0	0	0	0	0	0	0	0	0	0	0	1	1	0	0	0	0	0	L	3-13	
2018 TOTALS		3-2	8	7	1	0.0	0.0	1	2	0	0	0	0	1	1	0	0	0	1	1	0	0	0	0	0	2-1		

+ - Overtime

2020 GAME-BY-GAME POSTSEASON STATISTICS (RAMS)

DATE	OPPONENT	P/S	TACKLES					INTERCEPTIONS				FUMBLES			ST			MISC		W/L	SCORE						
			TK	S	A	SK	YDS	TFL	YDS	QBH	NO	YDS	LG	TD	PD	FF	FR	TD	YDS			TK	S	A	FF	FR	S
01/09	at Seahawks	P	0	0	0	0.0	0.0	0	0	0	0	0	0	0	0	0	0	0	1	0	1	1	0	0	0	W	30-20
01/16	at Packers	P	1	1	0	0.0	0.0	0	0	0	0	0	0	0	0	0	0	0	0	0	0	0	0	0	0	L	18-32
2020 TOTALS		2-0	1	1	0	0.0	0.0	0	0	0	0	0	0	0	0	0	0	0	1	0	1	1	0	0	0	1-1	

2021 GAME-BY-GAME POSTSEASON STATISTICS (49ERS)

DATE	OPPONENT	P/S	TACKLES					INTERCEPTIONS				FUMBLES			ST			MISC		W/L	SCORE						
			TK	S	A	SK	YDS	TFL	YDS	QBH	NO	YDS	LG	TD	PD	FF	FR	TD	YDS			TK	S	A	FF	FR	S
01/16	at Cowboys	S	2	1	1	0.5	5.0	0	0	1	0	0	0	0	0	0	0	0	0	0	0	0	0	0	0	W	23-17
01/22	at Packers	S	3	3	0	1.0	6.0	1	6	1	0	0	0	0	0	0	0	0	0	0	0	0	0	0	0	W	13-10
01/30	at Rams	S	3	1	2	0.5	3.5	0	0	2	0	0	0	0	0	0	0	0	0	0	0	0	0	0	0	L	17-20
2021 TOTALS		3-3	8	5	3	2.0	14.5	1	6	4	0	0	0	0	0	0	0	0	0	0	0	0	0	0	0	2-1	

2022 GAME-BY-GAME POSTSEASON STATISTICS (49ERS)

DATE	OPPONENT	P/S	TACKLES					INTERCEPTIONS				FUMBLES			ST			MISC		W/L	SCORE						
			TK	S	A	SK	YDS	TFL	YDS	QBH	NO	YDS	LG	TD	PD	FF	FR	TD	YDS			TK	S	A	FF	FR	S
01/14	Seahawks	S	0	0	0	0.0	0.0	0	0	0	0	0	0	0	0	0	0	0	0	0	0	0	0	0	0	W	41-23
01/22	Cowboys	S	2	1	1	1.0	0.0	0	0	2	0	0	0	0	0	0	0	0	0	0	0	0	0	0	0	W	19-12
01/29	at Eagles	S	3	2	1	0.0	0.0	0	0	0	0	0	0	0	0	0	0	0	0	0	0	0	0	0	0	L	7-31
2022 TOTALS		3-3	5	3	2	1.0	0.0	0	0	2	0	0	0	0	0	0	0	0	0	0	0	0	0	0	0	2-1	

JOHNATHAN EDWARDS

CORNERBACK

35

6-0 201 LBS

NFL EXP: ROOKIE

(1ST YEAR WITH THE COLTS)

BORN: 11/16/01



**COLLEGE:
TULANE**

4TH-AND-SHORT

- Appeared in 45 games at Tulane (2024) and Indiana State (2021-23) and recorded 124 tackles (8 solo), 1.5 tackles for loss, 22 passes defended and one forced fumble.
- Majored in sport management.
- A native of St. Louis.



Signed by the Colts as an undrafted free agent on May 9, 2025.



 @jedwards10_

NFL HIGHLIGHTS

2025 SEASON (COLTS)

- Has appeared in five games (one start) and has registered five solo tackles, two passes defended and one special teams stop.

COLLEGE

- Appeared in 45 games at Tulane (2024) and Indiana State (2021-23) and recorded 124 tackles (86 solo), 1.5 tackles for loss, 22 passes defended and one forced fumble.
- In 2024, he played in 14 games and registered 24 tackles (16 solo), 1.0 tackle for loss and one pass defended.
- He saw action in 10 games in 2023 and compiled 38 tackles (22 solo), half a tackle for loss and five passes defended.
- In 2022, he competed in 10 games and tallied 30 tackles (23 solo) and nine passes defended.

- He appeared in 11 games in 2021 and recorded 32 tackles (25 solo), seven passes defended and one forced fumble.

PERSONAL

- Attended Parkway North High School in St. Louis.
- Played on both sides of the ball and earned all-conference accolades as both a defensive back and wide receiver.
- Also lettered in track and was a two-time all-state winner.
- Majored in sport management.
- A native of St. Louis.

TRANSACTIONS

- Signed by the Colts as an undrafted free agent on May 9, 2025.

JOHNATHAN EDWARDS' - NFL REGULAR SEASON STATISTICS

DATE	TEAM	GP	GS	TACKLES							INTERCEPTIONS				FUMBLES			ST			MISC					
				TK	S	A	TFL	YDS	SK	YDS	QBH	NO	YDS	LG	TD	PD	FF	FR	TD	YDS	TK	S	A	FF	FR	S
2025	Colts	5	1	5	5	0	0	0	0.0	0.0	0	0	0	0	2	0	0	0	0	1	0	1	0	0	0	0
TOTALS		5	1	5	5	0	0	0	0.0	0.0	0	0	0	0	2	0	0	0	0	1	0	1	0	0	0	0

SINGLE-GAME HIGHS: DEFENSIVE

- Total Tackles** 4 vs. Arizona Cardinals, Oct 12, 2025
1 vs. Las Vegas Raiders, Oct 05, 2025
- Solo Tackles** 4 vs. Arizona Cardinals, Oct 12, 2025
1 vs. Las Vegas Raiders, Oct 05, 2025

- Passes Defended** 1 vs. Las Vegas Raiders, Oct 05, 2025
...1 more at 1.

2025 GAME-BY-GAME REGULAR-SEASON STATISTICS (COLTS)

DATE	OPPONENT	P/S	TACKLES							INTERCEPTIONS				FUMBLES			ST			MISC		W/L	SCORE			
			TK	S	A	SK	YDS	TFL	YDS	QBH	NO	YDS	LG	TD	PD	FF	FR	TD	YDS	TK	S			A	FF	FR
09/07	Dolphins																									
09/14	Broncos	P	0	0	0	0	0	0	0	0	0	0	0	0	0	0	0	0	0	0	0	0	0	0	0	0
09/21	at Titans	P	0	0	0	0	0	0	0	0	0	0	0	0	0	0	0	0	0	0	0	0	0	0	0	0
09/28	at Rams	P	0	0	0	0	0	0	0	0	0	0	0	1	0	0	0	0	0	1	0	1	0	0	0	0
10/05	Raiders	P	1	1	0	0	0	0	0	0	0	0	0	1	0	0	0	0	0	0	0	0	0	0	0	0
10/12	Cardinals	S	4	4	0	0	0	0	0	0	0	0	0	0	0	0	0	0	0	0	0	0	0	0	0	0
2025 TOTALS		5-1	5	5	0	0	0	0	0	0	0	0	0	2	0	0	0	0	1	0	1	0	0	0	0	5-1

ON INACTIVE LIST

ZAIRE FRANKLIN

LINEBACKER
(22-AUG)

44

24

AP
2ND TEAM
'24



6-0 235 LBS
NFL EXP: 8
(8TH YEAR WITH THE COLTS)
BORN: 7/02/96

S COLLEGE:
SYRACUSE

4TH-AND-SHORT

- In his first seven seasons, he totaled 582 tackles (333 solo), 27.0 tackles for loss, 8.0 sacks, 21 passes defended, three interceptions, 10 forced fumbles, one fumble recovery, 31 special teams stops and one blocked one punt in 115 games (65 starts).
- 5x team captain (2020-24).
- Owns the three most single-season total tackles in franchise history according to STATSPASS (179 in 2023, 173 in 2024, 166 in 2022).
- Started his own nonprofit, Shelice's Angels, that supports teens and young adults with resources as well as experiences that allow them to see further than the communities they reside in.

DOWN THE STRETCH

What is on your bucket list: Travel

Who do you try to mold your game after: Bobby Wagner. I had a chance to watch him train and just the way he plays the game is elite. He's a guy I try to model myself after.

Motto you live by: Excellence is not an instance, it's a habit.

Favorite meal: Cheesesteaks

Favorite snack: I love Hot Cheetos.

Favorite TV show: "Game of Thrones"

Favorite movie: "Do the Right Thing"

Favorite artist: Meek Mill

Biggest obstacle: Loss of family.

Proudest achievement outside of football: Getting my degree in finance at Syracuse.

If you could have dinner with three people, who would you invite: Jay-Z, Kevin Hart and Barack Obama.

Selected by the Colts in the seventh round (235th overall) of the 2018 NFL Draft.

X @ZiggySmalls_

IG @ZAIRE_

WALTER PAYTON MAN OF THE YEAR NOMINEE

Franklin was selected as the Colts' 2023 Walter Payton Man of the Year nominee. Through his hands-on work within his hometown of Philadelphia, Franklin has inspired and impacted the youth of the city. Most notably, his foundation, Shelice's Angels, created in honor of his late mother and grandmother, works to offer young women opportunities and resources to aid them in building self-esteem and become equipped to one day pursue a professional career. The organization hosted its fourth Annual Business Academy in June 2024, a two-day event for 30 hand-selected students from middle schools across the city of Philadelphia to learn the ins and outs of business from industry leaders and participate in a strategic business simulation. Franklin's community work is nothing new of late however, as in 2018 and 2019, he collaborated with the Colts, Philly's Finest and French Toast, a school uniform outfitter, to donate a uniform to every child in kindergarten through fifth grade (over 300 students) at Kenderton School, located in North Philadelphia.



WON'T LOOK BACK

Franklin's mother, Shelice, dropped out of college as a junior to raise him and made a promise to herself that Zaire would be the first one in the family to earn a college degree. For years, she suffered from a recurring brain tumor on the occipital nerve at the base of her brain and eventually died from heart failure in February of 2013. Roughly two months later, his grandmother and other primary caretaker, Juanita Highsmith-Bailey, died from sepsis-induced kidney failure. Despite the adversity, Franklin persevered and was able to land a scholarship and excel both on the football field and in the classroom. In 2017, he fulfilled his mother's promise and graduated from Syracuse University with a degree in finance – even doing so a semester early.

FOLLOW THE LEADER

Franklin's legacy at Syracuse University transcends the game of football, as he is one of the best leaders the school has ever produced. He became the first sophomore football player to be named a captain at Syracuse since the 1940s and was the first player to be a three-time Orange captain since 1896. He served as

the president of his fraternity, Omega Psi Phi, and organized community-driven initiatives for the group that included donating 100-plus new backpacks filled with school supplies to children in need. In 2016, Franklin helped organize and lead a campus-wide discussion, 'Real Men Real Talk: Locker Room Talk Edition,' to open up dialogue on the role men can play in preventing sexual violence and how athletes can contribute positively to society. "Anything to give back to the less fortunate and helping kids in Philly or Indy is something I want to do."




SHELICE'S ANGELS

Franklin is not only a productive member on the field, being named a captain for five consecutive seasons (2020-24), but also carries his impact off the field. Organized in 2019 and named after his mother, Shelice's Angels aims to help the youth see the many opportunities available to them outside of their current environments. From food drives to uniform drives, Franklin has provided for his community in more ways than one. Two of his career-focused excursions included taking a group of young girls to HB Sports & Entertainment where they received a tour and had the opportunity to meet influential females in the sports world including Brittanie Boyd (Then Senior Vice President, Marketing, Philadelphia 76ers) and Natasha Moody (Then Senior Vice President, Business Operations, Prudential Center). He also took a group of middle school girls with an interest in coding to the Google headquarters in New York City where they participated in a Q&A session led by a panel of female Google team members and learned about opportunities that could be available to them. Most recently, Franklin and Shelice's Angels partnered with the Colts to host a Financial Literacy Summit in which 30 kids between the ages of 12-16 were taught the basic fundamentals of budgeting, investing and borrowing. At the end of the initiative, each student received a newly created savings account and \$250 from Franklin to start their financial journey.

ADD PRO BOWL TO THE LIST

Franklin was named a Pro Bowl selection for the first time in his career after his 2024 season performance. He closed the season out as the league's leading tackler with 173 tackles, making him the first Colts player to lead the NFL in tackles since linebacker Shaquille Leonard (163 in 2018).



NFL HIGHLIGHTS

CAREER

- Has played in 121 games (71 starts) and has totaled 619 tackles (352 solo), 28.0 tackles for loss, 9.0 sacks, 24 passes defended, three interceptions, 10 forced fumbles, one fumble recovery and 31 special teams stops. He also has blocked one punt. Has appeared in three postseason games (two starts) and has one special teams stop.

2025 SEASON (COLTS)

- Has started six games and has posted 37 tackles (19 solo), 1.0 tackle for loss, 1.0 sack and three passes defended. In Week 6 vs. ARI, he tallied nine tackles (six solo) passing Shaquille Leonard (614) for the fifth-most tackles in Colts history since at least 1994.

2024 SEASON (COLTS)

- In 2024, he started all 17 games and compiled 173 tackles (93 solo), 11.0 tackles for loss, 3.5 sacks, six passes defended, two interceptions and five forced fumbles. He led the league in total tackles as well as set new single-season career highs in sacks, interceptions and forced fumbles. In Week 2 at GB, he registered 10 tackles (five solo) and one forced fumble. In

Week 3 vs. CHI, he tallied a team-high 14 tackles (five solo). In Week 6 at TEN, he compiled a team-high nine tackles (eight solo) and 1.0 tackle for loss. In Week 7 vs. MIA, he tallied 16 tackles (five solo) and one forced fumble. It marked his fifth game of at least 15 tackles since 2022, which ranks first in the NFL. In Week 8 at HOU, he compiled 11 tackles (seven solo) and 1.0 tackle for loss. In Week 9 at MIN, he registered eight tackles (six solo), one pass defended and one interception. It marked his second career interception. In Week 12 vs. DET, he compiled 13 tackles (eight solo), 1.0 tackle for loss and 1.0 sack. He passed Shaquille Leonard (27) for the most 10-plus tackle games in team history. In Week 13 at NE, he posted 12 tackles (10 solo), 1.0 tackle for loss, a single-game career-high 1.5 sacks, one pass defended and one forced fumble. It marked the first time in his career he had consecutive games with a sack. He became the first Colts player to register at least 10 tackles, 1.0 sack, one pass defended and one forced fumble in a single game since Shaquille Leonard in Week 17 of 2020. In Week 15 at DEN, he tallied nine tackles (six solo), 2.0 tackles for loss, one pass defended and one interception. In Week 17 at NYG, he compiled team highs in tackles (14), solo tackles (seven), tackles for loss (4.0) and forced fumbles (one). He set a new single-game career-high in tackles for loss and tied for the second-most tackles for loss in single-game franchise history. In Week 18 vs. JAX, he registered eight tackles (three solo), 1.0 tackle for loss, 1.0 sack, one pass defended and one forced fumble.

2023 SEASON (COLTS)

- Started all 16 games he played in during the 2023 season and recorded a single-season franchise record 179 tackles (107 solo), 3.0 tackles for loss, 1.5 sacks, six passes defended and two forced fumbles. In Week 1 vs. JAX, he totaled a team-high 18 tackles (10 solo), one pass defended and one forced fumble that was returned for a touchdown. He set single-game career highs in tackles (18) and solo tackles (10). In Week 2 at HOU, he led the team with 13 tackles (eight solo) and 1.0 tackle for loss. He passed Shaquille Leonard (28 in 2018) for the most tackles by a Colts player in the first two weeks of the season. In Week 3 at BAL, he paced the team with 15 tackles (11 solo), 1.0 tackle for loss and 1.0 sack. He passed Pat Angerer (42 in 2011) for the most tackles (45) by a Colts player in the first three weeks of a season. He also became the third Colt to ever record at least 13 tackles in three consecutive games, joining Leonard (2018) and Mike Peterson (2000). In Week 4 vs. LAR, he tallied 12 tackles (seven solo) and 0.5 sack. He passed Leonard (54 in 2018) for the most tackles in the first four weeks of a season by a Colts player. In Week 5 vs. TEN, he collected a team-leading 12 tackles

(seven solo) and one pass defended. In Week 7 vs. CLE, he totaled 11 tackles (nine solo) to mark his sixth 10-plus tackle game this season. In Week 8 vs. NO, he compiled a team-leading 14 tackles (six solo) and one pass defended. Week 8 marked Franklin's NFL-leading seventh 10-plus tackle game. In Week 10 at NE, he totaled 15 tackles (12 solo) and one forced fumble. This marked his third game on the year with at least 15 tackles, which tied for the most across the league in 2023 with Bobby Wagner. In Week 14 at CIN, he totaled 14 tackles (six solo) and 1.0 tackle for loss. In Week 17 vs. LV, he tallied 10 tackles (seven solo) and one pass defended. Franklin passed Mike Peterson (21) for the third-most 10-plus-tackle games in team history. He surpassed his own record (10 in 2022) for the most 10-plus-tackle games in single-season team history. Franklin also surpassed his own record (166 in 2022) for the most tackles in single-season franchise history since at least 1994.

2022 SEASON (COLTS)

- In 2022, he started all 17 games and tallied 166 tackles (102 solo), the second-most tackles in a single season in franchise history, 12.0 tackles for loss, 3.0 sacks, six passes defended and three forced fumbles. In Week 3 vs. KC, he compiled a then single-game career-high 12 tackles (eight solo), 1.0 tackle for loss and one pass defended. In Week 4 vs. TEN, he recorded a then single-game career high 15 tackles (eight solo) and became the first Colts player to tally three consecutive games with at least 10 tackles since Shaquille Leonard from Weeks 14-17 of the 2020 season. In Week 6 vs. JAX, he recorded 11 tackles (seven solo) and 1.0 tackle for loss. In Week 10 at LV, he accumulated 10 tackles (seven solo) and 1.0 tackle for loss. In Week 11 vs. PHI, he accumulated a team-high 12 tackles (seven solo), half a sack and one forced fumble. In Week 12 vs. PIT, he accumulated a team-high 11 tackles (five solo). In Week 13 at DAL, he accumulated a team-high 10 tackles (six solo), 1.0 tackle for loss and one pass defended. In Week 15 at MIN, he tallied 10 tackles (six solo) and one pass defended. He registered his ninth double-digit tackle game this season. In Week 16 vs. LAC he tied for the team high in tackles (nine) and also contributed five solo tackles, 1.0 tackle for loss and 1.0 sack. In Week 17 at NYG, he tallied 10 tackles (seven solo) and two passes defended. In Week 18 vs. HOU, he tallied seven tackles (five solo), 2.0 tackles for loss, 1.0 sack and one forced fumble. He passed Shaquille Leonard (163 in 2018) for the most tackles by a Colts player in a single season in franchise history according to STATSPASS.

2021 SEASON (COLTS)

- Competed in all 17 games (11 starts) in 2021 and compiled 29 tackles (14 solo), 1.0 tackle for loss, two passes defended, one interception, one

fumble recovery, 12 special teams stops and one blocked punt. In Week 10 vs. JAX, he registered a blocked punt that was then returned for a touchdown by E.J. Speed. In Week 11 at BUF, he recorded his first-career interception.

2020 SEASON (COLTS)

- In 2020, he saw action in all 16 games (two starts) and tallied 10 tackles (seven solo) and nine special teams stops. Saw action in one postseason contest and had one special teams stop.

2019 SEASON (COLTS)

- Appeared in all 16 games in 2019 and had six special teams stops.

2018 SEASON (COLTS)

- In 2018, he played in all 16 games (two starts) and totaled 25 tackles (10 solo), one pass defended and four special teams stops. Started two postseason games.

COLLEGE

- Played in all 48 games during his four seasons (2014-17) at Syracuse and started the final 39 games of his career beginning with the last three games of his freshman season.
- Became the second three-time captain in the history of Syracuse football (Robert Adams, 1894-96) and the first in the modern era.
- Earned All-ACC honors twice (2016-17).
- Tallied 311 tackles, the most for a Syracuse defender since Kelvin Smith notched 325 from 2003-06.
- Finished his career tied for ninth in program history with 31.5 tackles for loss.
- In addition, recorded 8.5 sacks, 10 passes defended, two interceptions and five forced fumbles.
- In 2016, teamed with Parris Bennett to become the first set of Orange teammates with more than 100 tackles in the same season since 2003.
- Started all 12 games at middle linebacker in 2017 and ranked second on the team with 85 tackles (41 solo), including 5.5 tackles for loss and 1.5 sacks.
- For the second consecutive season, started all 12 games at middle linebacker in 2016 and was named one of the team captains. Finished second on the team with 101 tackles (56 solo) and tied for the team lead with 10.0 tackles for loss.
- Started all 12 games at middle linebacker in 2015 and was voted the fourth sophomore captain in team history and the first since Angelo Accocella in 1945. Led the team with 81 tackles (59 solo) and was second on the team in tackles for loss (11.0).
- As a freshman in 2014, played in 12 games (three starts) and finished sixth on the team with 44 tackles (31 solo). Also tallied 5.0 tackles for loss, 2.0 sacks, two passes defended and one forced

fumble.

PERSONAL

- Attended La Salle College (Pa.) High School and was selected to the 2013 PIAA AAAA All-State Team and to the AAAA All-Catholic League first-team.
- Played in the 2014 Big 33 Football Classic.
- Dual majored in finance and marketing management at Syracuse.
- Participated in the NFL's My Cause My Cleats initiative and represented the National Multiple Sclerosis Society (2024), the National Breast Cancer Foundation (2023), Shelice's Angels (2021-22) and Uplifting Athletes (2018-20).
- In 2023, he participated in Colts community initiatives like Uniform Blitz and Beyond the

Sidelines.

- In 2020, he volunteered in many Colts community initiatives, including three mobile pantry distributions, attending a Marion County Juvenile Detention Center activation event and participating at the Colts' Election Day tent outside of Lucas Oil Stadium, which included passing out stickers, masks and shirts.
- Has volunteered at numerous events with the Colts, including the Colts Youth Football Camp, Uniform Blitz and the Colts Simon Cancer Center visit.
- First name is pronounced ZI-air.
- A native of Philadelphia, Pa.

TRANSACTIONS

- Selected by the Colts in the seventh round (235th overall) of the 2018 NFL Draft.

ZAIRE FRANKLIN'S - NFL REGULAR SEASON STATISTICS

DATE	TEAM	GP	GS	TACKLES								INTERCEPTIONS				FUMBLES				ST				MISC		
				TK	S	A	TFL	YDS	SK	YDS	QBH	NO	YDS	LG	TD	PD	FF	FR	TD	YDS	TK	S	A	FF	FR	S
2018	Colts	16	2	25	10	15	0	0	0.0	0.0	0	0	0	0	1	0	0	0	0	4	4	0	0	0	0	0
2019	Colts	16	0	0	0	0	0	0	0.0	0.0	0	0	0	0	0	0	0	0	6	4	2	0	0	0	0	
2020	Colts	16	2	10	7	3	0	0	0.0	0.0	0	0	0	0	0	0	0	0	9	7	2	0	0	0	0	
2021	Colts	17	11	29	14	15	1	2	0.0	0.0	0	1	8	8	2	0	0	0	11	7	4	0	1	0	0	
2022	Colts	17	17	166	102	64	12	24	3.0	17.5	6	0	0	0	6	3	0	0	1	0	1	0	0	0	0	
2023	Colts	16	16	179	107	72	3	17	1.5	7.5	3	0	0	0	6	2	0	0	0	0	0	0	0	0	0	
2024	Colts	17	17	173	93	80	11	35	3.5	20.0	4	2	4	4	6	5	0	0	0	0	0	0	0	0	0	
2025	Colts	6	6	37	19	18	1	14	1.0	14.0	2	0	0	0	3	0	0	0	0	0	0	0	0	0	0	
TOTALS		121	71	619	352	267	28	92	9.0	59.0	15	3	12	8	0	24	10	0	0	31	22	9	0	1	0	0

ZAIRE FRANKLIN'S - NFL POSTSEASON STATISTICS

DATE	TEAM	GP	GS	TACKLES								INTERCEPTIONS				FUMBLES				ST				MISC		
				TK	S	A	TFL	YDS	SK	YDS	QBH	NO	YDS	LG	TD	PD	FF	FR	TD	YDS	TK	S	A	FF	FR	S
2018	Colts	2	2	0	0	0	0	0	0.0	0.0	0	0	0	0	0	0	0	0	0	0	0	0	0	0	0	0
2020	Colts	1	0	0	0	0	0	0	0.0	0.0	0	0	0	0	0	0	0	0	0	1	0	1	0	0	0	0
TOTALS		3	2	0	0	0	0	0	0.0	0.0	0	0	0	0	0	0	0	0	0	1	0	1	0	0	0	0

SINGLE-GAME HIGHS: DEFENSIVE

- Total Tackles** 17 vs. Jacksonville Jaguars, Sep 10, 2023
16 vs. Miami Dolphins, Oct 20, 2024
15 at New England Patriots, Nov 12, 2023
...2 more at 15.
- Solo Tackles** 12 at New England Patriots, Nov 12, 2023
11 at Baltimore Ravens, Sep 24, 2023
10 at New England Patriots, Dec 01, 2024
...1 more at 10.
- Sacks** 1.5 at New England Patriots, Dec 01, 2024
1.0 vs. Las Vegas Raiders, Oct 05, 2025
...5 more at 1.0.
- Passes Defensed** 2 at New York Giants, Jan 01, 2023
1 at Los Angeles Rams, Sep 28, 2025
...21 more at 1.
- Forced Fumbles** 1 vs. Jacksonville Jaguars, Jan 05, 2025
...9 more at 1.

- Tackles For Loss** 4 at New York Giants, Dec 29, 2024
2 at Denver Broncos, Dec 15, 2024
...2 more at 2.
- Interceptions** 1 at Denver Broncos, Dec 15, 2024
...2 more at 1.
- Interception Return Yards** 8 at Buffalo Bills, Nov 21, 2021
4 at Denver Broncos, Dec 15, 2024
- Special Teams Tackles** 2 at Arizona Cardinals, Dec 25, 2021
...3 more at 2.
- Special Teams Fumble Recoveries** 1 at Jacksonville Jaguars, Jan 09, 2022

SINGLE-GAME HIGHS - POSTSEASON: DEFENSIVE

Special Teams Tackles

1 at Buffalo Bills, Jan 09, 2021

2018 GAME-BY-GAME REGULAR-SEASON STATISTICS (COLTS)

DATE	OPPONENT	P/S	TACKLES							INTERCEPTIONS				FUMBLES			ST			MISC		W/L	SCORE					
			TK	S	A	SK	YDS	TFL	YDS	QBH	NO	YDS	LG	TD	PD	FF	FR	TD	YDS	TK	S			A	FF	FR	S	A
09/09	Bengals	P	0	0	0	0.0	0.0	0	0	0	0	0	0	0	0	0	0	0	0	0	0	0	0	0	0	0	L	23-34
09/16	at Redskins	P	0	0	0	0.0	0.0	0	0	0	0	0	0	0	0	0	0	0	1	1	0	0	0	0	0	0	W	21-9
09/23	at Eagles	S	2	0	2	0.0	0.0	0	0	0	0	0	0	0	0	0	0	0	1	1	0	0	0	0	0	0	L	16-20
09/30	Texans	P	0	0	0	0.0	0.0	0	0	0	0	0	0	0	0	0	0	0	0	0	0	0	0	0	0	0	L	34-37+
10/04	at Patriots	S	11	1	10	0.0	0.0	0	0	0	0	0	0	0	0	0	0	0	0	0	0	0	0	0	0	0	L	24-38
10/14	at Jets	P	1	1	0	0.0	0.0	0	0	0	0	0	0	0	0	0	0	0	0	0	0	0	0	0	0	0	L	34-42
10/21	Bills	P	0	0	0	0.0	0.0	0	0	0	0	0	0	0	0	0	0	0	0	0	0	0	0	0	0	0	W	37-5
10/28	at Raiders	P	2	2	0	0.0	0.0	0	0	0	0	0	0	0	1	0	0	0	0	0	0	0	0	0	0	0	W	42-28
11/11	Jaguars	P	0	0	0	0.0	0.0	0	0	0	0	0	0	0	0	0	0	0	0	0	0	0	0	0	0	0	W	29-26
11/18	Titans	P	0	0	0	0.0	0.0	0	0	0	0	0	0	0	0	0	0	0	0	0	0	0	0	0	0	0	W	38-10
11/25	Dolphins	P	0	0	0	0.0	0.0	0	0	0	0	0	0	0	0	0	0	0	0	0	0	0	0	0	0	0	W	27-24
12/02	at Jaguars	P	0	0	0	0.0	0.0	0	0	0	0	0	0	0	0	0	0	0	0	0	0	0	0	0	0	0	L	0-6
12/09	at Texans	P	0	0	0	0.0	0.0	0	0	0	0	0	0	0	0	0	0	0	0	1	1	0	0	0	0	0	W	24-21
12/16	Cowboys	P	0	0	0	0.0	0.0	0	0	0	0	0	0	0	0	0	0	0	0	0	0	0	0	0	0	0	W	23-0
12/23	Giants	P	6	5	1	0.0	0.0	0	0	0	0	0	0	0	0	0	0	0	0	0	0	0	0	0	0	0	W	28-27
12/30	at Titans	P	3	1	2	0.0	0.0	0	0	0	0	0	0	0	0	0	0	0	0	0	0	0	0	0	0	0	W	33-17
2018 TOTALS		16-2	25	10	15	0.0	0.0	0	0	0	0	0	0	0	1	0	0	0	0	4	4	0	0	0	0	0	0	10-6

+ - Overtime

2019 GAME-BY-GAME REGULAR-SEASON STATISTICS (COLTS)

DATE	OPPONENT	P/S	TACKLES							INTERCEPTIONS				FUMBLES			ST			MISC		W/L	SCORE					
			TK	S	A	SK	YDS	TFL	YDS	QBH	NO	YDS	LG	TD	PD	FF	FR	TD	YDS	TK	S			A	FF	FR	S	A
09/08	at Chargers	P	0	0	0	0.0	0.0	0	0	0	0	0	0	0	0	0	0	0	0	0	0	0	0	0	0	0	L	24-30+
09/15	at Titans	P	0	0	0	0.0	0.0	0	0	0	0	0	0	0	0	0	0	0	0	0	0	0	0	0	0	0	W	19-17
09/22	Falcons	P	0	0	0	0.0	0.0	0	0	0	0	0	0	0	0	0	0	0	0	0	0	0	0	0	0	0	W	27-24
09/29	Raiders	P	0	0	0	0.0	0.0	0	0	0	0	0	0	0	0	0	0	0	1	1	0	0	0	0	0	0	L	24-31
10/06	at Chiefs	P	0	0	0	0.0	0.0	0	0	0	0	0	0	0	0	0	0	0	1	0	1	0	0	0	0	0	W	19-13
10/20	Texans	P	0	0	0	0.0	0.0	0	0	0	0	0	0	0	0	0	0	0	0	0	0	0	0	0	0	0	W	30-23
10/27	Broncos	P	0	0	0	0.0	0.0	0	0	0	0	0	0	0	0	0	0	0	0	0	0	0	0	0	0	0	W	15-13
11/03	at Steelers	P	0	0	0	0.0	0.0	0	0	0	0	0	0	0	0	0	0	0	0	0	0	0	0	0	0	0	L	24-26
11/10	Dolphins	P	0	0	0	0.0	0.0	0	0	0	0	0	0	0	0	0	0	0	0	0	0	0	0	0	0	0	L	12-16
11/17	Jaguars	P	0	0	0	0.0	0.0	0	0	0	0	0	0	0	0	0	0	0	1	0	1	0	0	0	0	0	W	33-13
11/21	at Texans	P	0	0	0	0.0	0.0	0	0	0	0	0	0	0	0	0	0	0	0	0	0	0	0	0	0	0	L	17-20
12/01	Titans	P	0	0	0	0.0	0.0	0	0	0	0	0	0	0	0	0	0	0	0	0	0	0	0	0	0	0	L	17-31
12/08	at Buccaneers	P	0	0	0	0.0	0.0	0	0	0	0	0	0	0	0	0	0	0	0	0	0	0	0	0	0	0	L	35-38
12/16	at Saints	P	0	0	0	0.0	0.0	0	0	0	0	0	0	0	0	0	0	0	0	0	0	0	0	0	0	0	L	7-34
12/22	Panthers	P	0	0	0	0.0	0.0	0	0	0	0	0	0	0	0	0	0	0	1	1	0	0	0	0	0	0	W	38-6
12/29	at Jaguars	P	0	0	0	0.0	0.0	0	0	0	0	0	0	0	0	0	0	0	2	2	0	0	0	0	0	0	L	20-38
2019 TOTALS		16-0	0	0	0	0.0	0.0	0	0	0	0	0	0	0	0	0	0	0	4	4	2	0	0	0	0	0	0	7-9

+ - Overtime

ZAIRE FRANKLIN

LINEBACKER
(21-A1R)

44



2020 GAME-BY-GAME REGULAR-SEASON STATISTICS (COLTS)

DATE	OPPONENT	P/S	TACKLES							INTERCEPTIONS				FUMBLES			ST			MISC		W/L	SCORE				
			TK	S	A	SK	YDS	TFL	YDS	QBH	NO	YDS	LG	TD	PD	FF	FR	TD	YDS	TK	S			A	FF	FR	S
09/13	at Jaguars	P	0	0	0	0	0	0	0	0	0	0	0	0	0	0	0	0	1	1	0	0	0	0	0	L	20-27
09/20	Vikings	P	0	0	0	0	0	0	0	0	0	0	0	0	0	0	0	0	1	1	0	0	0	0	0	W	28-11
09/27	Jets	P	1	1	0	0	0	0	0	0	0	0	0	0	0	0	0	0	0	0	0	0	0	0	0	W	36-7
10/04	at Bears	P	0	0	0	0	0	0	0	0	0	0	0	0	0	0	0	0	0	0	0	0	0	0	0	W	19-11
10/11	at Browns	P	7	4	3	0	0	0	0	0	0	0	0	0	0	0	0	0	0	0	0	0	0	0	0	L	23-32
10/18	Bengals	P	0	0	0	0	0	0	0	0	0	0	0	0	0	0	0	0	0	0	0	0	0	0	0	W	31-27
11/01	at Lions	P	0	0	0	0	0	0	0	0	0	0	0	0	0	0	0	0	0	0	0	0	0	0	0	W	41-21
11/08	Ravens	P	0	0	0	0	0	0	0	0	0	0	0	0	0	0	0	0	1	1	0	0	0	0	0	L	10-24
11/12	at Titans	P	0	0	0	0	0	0	0	0	0	0	0	0	0	0	0	0	0	0	0	0	0	0	0	W	34-17
11/22	Packers	P	0	0	0	0	0	0	0	0	0	0	0	0	0	0	0	0	1	0	1	0	0	0	0	W	34-31+
11/29	Titans	S	2	2	0	0	0	0	0	0	0	0	0	0	0	0	0	0	1	1	0	0	0	0	0	L	26-45
12/06	at Texans	S	0	0	0	0	0	0	0	0	0	0	0	0	0	0	0	0	2	2	0	0	0	0	0	W	26-20
12/13	at Raiders	P	0	0	0	0	0	0	0	0	0	0	0	0	0	0	0	0	0	0	0	0	0	0	0	W	44-27
12/20	Texans	P	0	0	0	0	0	0	0	0	0	0	0	0	0	0	0	0	1	1	0	0	0	0	0	W	27-20
12/27	at Steelers	P	0	0	0	0	0	0	0	0	0	0	0	0	0	0	0	0	0	0	0	0	0	0	0	L	24-28
01/03	Jaguars	P	0	0	0	0	0	0	0	0	0	0	0	0	0	0	0	0	1	0	1	0	0	0	0	W	28-14
2020 TOTALS		16-2	10	7	3	0	0	0	0	0	0	0	0	0	0	0	0	0	9	7	2	0	0	0	0	0	11-5

+ - Overtime

2021 GAME-BY-GAME REGULAR-SEASON STATISTICS (COLTS)

DATE	OPPONENT	P/S	TACKLES							INTERCEPTIONS				FUMBLES			ST			MISC		W/L/T	SCORE				
			TK	S	A	SK	YDS	TFL	YDS	QBH	NO	YDS	LG	TD	PD	FF	FR	TD	YDS	TK	S			A	FF	FR	S
09/12	Seahawks	S	1	1	0	0	0	0	0	0	0	0	0	0	0	0	0	0	0	0	0	0	0	0	0	L	16-28
09/19	Rams	P	0	0	0	0	0	0	0	0	0	0	0	0	0	0	0	0	0	0	0	0	0	0	0	L	24-27
09/26	at Titans	P	2	2	0	0	0	0	0	0	0	0	0	0	0	0	0	0	0	0	0	0	0	0	0	L	16-25
10/03	at Dolphins	S	2	0	2	0	0	0	0	0	0	0	0	0	0	0	0	0	1	1	0	0	0	0	0	W	27-17
10/11	at Ravens	P	0	0	0	0	0	0	0	0	0	0	0	0	0	0	0	0	1	0	1	0	0	0	0	L	25-31+
10/17	Texans	S	2	1	1	0	0	0	0	0	0	0	0	0	0	0	0	0	0	0	0	0	0	0	0	W	31-3
10/24	at 49ers	S	3	0	3	0	0	0	0	0	0	0	0	0	0	0	0	0	2	1	1	0	0	0	0	W	30-18
10/31	Titans	P	2	1	1	0	0	0	0	0	0	0	0	0	0	0	0	0	1	1	0	0	0	0	0	L	31-34+
11/04	Jets	S	0	0	0	0	0	0	0	0	0	0	0	1	0	0	0	0	0	0	0	0	0	0	0	W	45-30
11/14	Jaguars	S	1	1	0	0	0	0	0	0	0	0	0	0	0	0	0	0	0	0	0	0	0	0	0	W	23-17
11/21	at Bills	S	2	2	0	0	0	0	0	0	1	8	8	0	1	0	0	0	0	1	0	1	0	0	0	W	41-15
11/28	Buccaneers	S	2	2	0	0	0	0	0	0	0	0	0	0	0	0	0	0	1	1	0	0	0	0	0	L	31-38
12/05	at Texans	P	2	0	2	0	0	0	0	0	0	0	0	0	0	0	0	0	1	0	1	0	0	0	0	W	31-0
12/18	Patriots	S	2	0	2	0	0	0	0	0	0	0	0	0	0	0	0	0	0	0	0	0	0	0	0	W	27-17
12/25	at Cardinals	S	1	1	0	0	0	0	0	0	0	0	0	0	0	0	0	0	2	2	0	0	0	0	0	W	22-16
01/02	Raiders	P	4	2	2	0	0	0	1	2	0	0	0	0	0	0	0	0	1	1	0	0	0	0	0	L	20-23
01/09	at Jaguars	S	3	1	2	0	0	0	0	0	0	0	0	0	0	0	0	0	0	0	0	0	1	0	0	L	11-26
2021 TOTALS		17-11	29	14	15	0	0	0	1	2	0	1	8	8	0	2	0	0	0	11	7	4	0	1	0	0	9-8

+ - Overtime

ZAIRE FRANKLIN

LINEBACKER
(22-A1R)

44



AP
INDY TEAM
'24

2022 GAME-BY-GAME REGULAR-SEASON STATISTICS (COLTS)

DATE	OPPONENT	P/S	TACKLES							INTERCEPTIONS				FUMBLES			ST			MISC		W/L	SCORE				
			TK	S	A	SK	YDS	TFL	YDS	QBH	NO	YDS	LG	TD	PD	FF	FR	TD	YDS	TK	S			A	FF	FR	S
09/11	at Texans	S	8	6	2	0.0	0.0	0	0	0	0	0	0	0	0	0	0	0	0	0	0	0	0	0	0	T	20-20
09/18	at Jaguars	S	10	8	2	0.0	0.0	1	1	0	0	0	0	0	0	0	0	0	0	0	0	0	0	0	0	L	0-24
09/25	Chiefs	S	12	8	4	0.0	0.0	1	3	1	0	0	0	0	1	0	0	0	0	0	0	0	0	0	0	W	20-17
10/02	Titans	S	15	8	7	0.0	0.0	0	0	1	0	0	0	0	0	0	0	0	0	0	0	0	0	0	0	L	17-24
10/06	at Broncos	S	9	4	5	0.0	0.0	0	0	0	0	0	0	0	1	0	0	0	0	0	0	0	0	0	0	W	12-9+
10/16	Jaguars	S	11	7	4	0.0	0.0	1	0	0	0	0	0	0	0	0	0	0	1	0	1	0	0	0	0	W	34-27
10/23	at Titans	S	7	4	3	0.0	0.0	1	0	0	0	0	0	0	0	0	0	0	0	0	0	0	0	0	0	L	10-19
10/30	Commanders	S	8	6	2	0.0	0.0	1	3	0	0	0	0	0	1	0	0	0	0	0	0	0	0	0	0	L	16-17
11/06	at Patriots	S	6	5	1	0.5	2.5	2	4	1	0	0	0	0	0	0	0	0	0	0	0	0	0	0	0	L	3-26
11/13	at Raiders	S	10	7	3	0.0	0.0	1	1	0	0	0	0	0	0	0	0	0	0	0	0	0	0	0	0	W	25-20
11/20	Eagles	S	13	5	8	0.5	3.0	0	0	1	0	0	0	0	0	1	0	0	0	0	0	0	0	0	0	L	16-17
11/28	Steelers	S	11	5	6	0.0	0.0	0	0	0	0	0	0	0	0	0	0	0	0	0	0	0	0	0	0	L	17-24
12/04	at Cowboys	S	10	6	4	0.0	0.0	1	0	0	0	0	0	0	1	0	0	0	0	0	0	0	0	0	0	L	19-54
12/17	at Vikings	S	10	6	4	0.0	0.0	0	0	0	0	0	0	0	1	0	0	0	0	0	0	0	0	0	0	L	36-39+
12/26	Chargers	S	9	5	4	1.0	2.0	1	2	1	0	0	0	0	0	0	0	0	0	0	0	0	0	0	0	L	3-20
01/01	at Giants	S	10	7	3	0.0	0.0	0	0	0	0	0	0	0	2	0	0	0	0	0	0	0	0	0	0	L	10-38
01/08	Texans	S	7	5	2	1.0	10.0	2	10	1	0	0	0	0	0	1	0	0	0	0	0	0	0	0	0	L	31-32
2022 TOTALS	17-17		166	102	64	3.0	17.5	12	24	6	0	0	0	0	6	3	0	0	1	0	1	0	1	0	0	0	4-12-1

+ - Overtime

2023 GAME-BY-GAME REGULAR-SEASON STATISTICS (COLTS)

DATE	OPPONENT	P/S	TACKLES							INTERCEPTIONS				FUMBLES			ST			MISC		W/L	SCORE				
			TK	S	A	SK	YDS	TFL	YDS	QBH	NO	YDS	LG	TD	PD	FF	FR	TD	YDS	TK	S			A	FF	FR	S
09/10	Jaguars	S	17	10	7	0.0	0.0	0	0	0	0	0	0	0	1	1	0	0	0	0	0	0	0	0	0	L	21-31
09/17	at Texans	S	13	8	5	0.0	0.0	1	9	0	0	0	0	0	0	0	0	0	0	0	0	0	0	0	0	W	31-20
09/24	at Ravens	S	15	11	4	1.0	4.0	1	4	1	0	0	0	0	0	0	0	0	0	0	0	0	0	0	0	W	22-19+
10/01	Rams	S	12	7	5	0.5	3.5	0	0	1	0	0	0	0	0	0	0	0	0	0	0	0	0	0	0	L	23-29+
10/08	Titans	S	12	7	5	0.0	0.0	0	0	0	0	0	0	0	1	0	0	0	0	0	0	0	0	0	0	W	23-16
10/15	at Jaguars	S	8	6	2	0.0	0.0	0	0	0	0	0	0	0	0	0	0	0	0	0	0	0	0	0	0	L	20-37
10/22	Browns	S	11	9	2	0.0	0.0	0	0	1	0	0	0	0	0	0	0	0	0	0	0	0	0	0	0	L	38-39
10/29	Saints	S	14	6	8	0.0	0.0	0	0	0	0	0	0	0	1	0	0	0	0	0	0	0	0	0	0	L	27-38
11/05	at Panthers																								W	27-13	
11/12	at Patriots	S	15	12	3	0.0	0.0	0	0	0	0	0	0	0	1	0	0	0	0	0	0	0	0	0	0	W	10-6
11/26	Buccaneers	S	7	3	4	0.0	0.0	0	0	0	0	0	0	0	0	0	0	0	0	0	0	0	0	0	0	W	27-20
12/03	at Titans	S	6	1	5	0.0	0.0	0	0	0	0	0	0	0	0	0	0	0	0	0	0	0	0	0	0	W	31-28+
12/10	at Bengals	S	14	6	8	0.0	0.0	1	4	0	0	0	0	0	0	0	0	0	0	0	0	0	0	0	0	L	14-34
12/16	Steelers	S	5	2	3	0.0	0.0	0	0	0	0	0	0	0	1	0	0	0	0	0	0	0	0	0	0	W	30-13
12/24	at Falcons	S	11	9	2	0.0	0.0	0	0	0	0	0	0	0	1	0	0	0	0	0	0	0	0	0	0	L	10-29
12/31	Raiders	S	10	7	3	0.0	0.0	0	0	0	0	0	0	0	1	0	0	0	0	0	0	0	0	0	0	W	23-20
01/06	Texans	S	9	3	6	0.0	0.0	0	0	0	0	0	0	0	0	0	0	0	0	0	0	0	0	0	0	L	19-23
2023 TOTALS	16-16		179	107	72	1.5	7.5	3	17	3	0	0	0	0	6	2	0	0	0	0	0	0	0	0	0	9-8	

+ - Overtime

ZAIRE FRANKLIN

LINEBACKER
(21-A1R)

44



2024 GAME-BY-GAME REGULAR-SEASON STATISTICS (COLTS)

DATE	OPPONENT	P/S	TACKLES							INTERCEPTIONS				FUMBLES			ST			MISC		W/L	SCORE					
			TK	S	A	SK	YDS	TFL	YDS	QBH	NO	YDS	LG	TD	PD	FF	FR	TD	YDS	TK	S			A	FF	FR	S	A
09/08	Texans	S	8	4	4	0	0	0	0	0	1	0	0	0	0	0	0	0	0	0	0	0	0	0	0	0	L	27-29
09/15	at Packers	S	10	5	5	0	0	0	0	0	0	0	0	0	0	1	0	0	0	0	0	0	0	0	0	0	L	10-16
09/22	Bears	S	14	5	9	0	0	0	0	0	0	0	0	0	0	0	0	0	0	0	0	0	0	0	0	0	W	21-16
09/29	Steelers	S	9	6	3	0	0	0	0	0	0	0	0	0	0	0	0	0	0	0	0	0	0	0	0	0	W	27-24
10/06	at Jaguars	S	10	2	8	0	0	0	0	0	0	0	0	0	0	1	0	0	0	0	0	0	0	0	0	0	L	34-37
10/13	at Titans	S	9	8	1	0	0	0	1	2	0	0	0	0	0	0	0	0	0	0	0	0	0	0	0	0	W	20-17
10/20	Dolphins	S	16	5	11	0	0	0	0	0	0	0	0	0	0	1	0	0	0	0	0	0	0	0	0	0	W	16-10
10/27	at Texans	S	11	7	4	0	0	0	1	1	0	0	0	0	0	0	0	0	0	0	0	0	0	0	0	0	L	20-23
11/03	at Vikings	S	9	7	2	0	0	0	0	0	0	1	0	0	0	1	0	0	0	0	0	0	0	0	0	0	L	13-21
11/10	Bills	S	9	4	5	0	0	0	0	0	0	0	0	0	0	1	0	0	0	0	0	0	0	0	0	0	L	20-30
11/17	at Jets	S	5	3	2	0	0	0	0	0	0	0	0	0	0	0	0	0	0	0	0	0	0	0	0	0	W	28-27
11/24	Lions	S	13	8	5	1	0	1	1	1	0	0	0	0	0	0	0	0	0	0	0	0	0	0	0	0	L	6-24
12/01	at Patriots	S	12	10	2	1	5	3	0	1	3	1	0	0	0	0	1	1	0	0	0	0	0	0	0	0	W	25-24
12/15	at Broncos	S	9	6	3	0	0	0	2	3	0	1	4	4	0	1	0	0	0	0	0	0	0	0	0	0	L	13-31
12/22	Titans	S	7	3	4	0	0	0	0	0	0	0	0	0	0	0	0	0	0	0	0	0	0	0	0	0	W	38-30
12/29	at Giants	S	14	7	7	0	0	4	9	0	0	0	0	0	0	1	0	0	0	0	0	0	0	0	0	0	L	33-45
01/05	Jaguars	S	8	3	5	1	0	16	1	16	1	0	0	0	0	1	1	0	0	0	0	0	0	0	0	0	W	26-23+
2024 TOTALS		17-17	173	93	80	3.5	20.0	11	35	4	2	4	4	0	6	5	0	0	0	0	0	0	0	0	0	0	8-9	

+ - Overtime

2025 GAME-BY-GAME REGULAR-SEASON STATISTICS (COLTS)

DATE	OPPONENT	P/S	TACKLES							INTERCEPTIONS				FUMBLES			ST			MISC		W/L	SCORE					
			TK	S	A	SK	YDS	TFL	YDS	QBH	NO	YDS	LG	TD	PD	FF	FR	TD	YDS	TK	S			A	FF	FR	S	A
09/07	Dolphins	S	4	2	2	0	0	0	0	0	0	0	0	0	0	0	0	0	0	0	0	0	0	0	0	0	W	33-8
09/14	Broncos	S	5	3	2	0	0	0	0	0	0	0	0	0	0	1	0	0	0	0	0	0	0	0	0	0	W	29-28
09/21	at Titans	S	6	4	2	0	0	0	0	0	0	0	0	0	0	1	0	0	0	0	0	0	0	0	0	0	W	41-20
09/28	at Rams	S	7	1	6	0	0	0	0	0	1	0	0	0	0	1	0	0	0	0	0	0	0	0	0	0	L	20-27
10/05	Raiders	S	6	3	3	1	0	14	1	14	1	0	0	0	0	0	0	0	0	0	0	0	0	0	0	0	W	40-6
10/12	Cardinals	S	9	6	3	0	0	0	0	0	0	0	0	0	0	0	0	0	0	0	0	0	0	0	0	0	W	31-27
2025 TOTALS		6-6	37	19	18	1.0	14.0	1	14	2	0	0	0	0	3	0	0	0	0	0	0	0	0	0	0	0	5-1	

2018 GAME-BY-GAME POSTSEASON STATISTICS (COLTS)

DATE	OPPONENT	P/S	TACKLES							INTERCEPTIONS				FUMBLES			ST			MISC		W/L	SCORE					
			TK	S	A	SK	YDS	TFL	YDS	QBH	NO	YDS	LG	TD	PD	FF	FR	TD	YDS	TK	S			A	FF	FR	S	A
01/05	at Texans	S	0	0	0	0	0	0	0	0	0	0	0	0	0	0	0	0	0	0	0	0	0	0	0	0	W	21-7
01/12	at Chiefs	S	0	0	0	0	0	0	0	0	0	0	0	0	0	0	0	0	0	0	0	0	0	0	0	0	L	13-31
2018 TOTALS		2-2	0	0	0	0	0	0	0	0	0	0	0	0	0	0	0	0	0	0	0	0	0	0	0	0	1-1	

2020 GAME-BY-GAME POSTSEASON STATISTICS (COLTS)

DATE	OPPONENT	P/S	TACKLES							INTERCEPTIONS				FUMBLES			ST			MISC		W/L	SCORE					
			TK	S	A	SK	YDS	TFL	YDS	QBH	NO	YDS	LG	TD	PD	FF	FR	TD	YDS	TK	S			A	FF	FR	S	A
01/09	at Bills	P	0	0	0	0	0	0	0	0	0	0	0	0	0	0	0	0	0	0	0	0	0	0	0	0	L	24-27
2020 TOTALS		1-0	0	0	0	0	0	0	0	0	0	0	0	0	0	0	0	0	0	0	0	0	0	0	0	0	0-1	

NEVILLE GALLIMORE

DEFENSIVE TACKLE
(NEH-VUHL)

92

6-2 307 LBS

NFL EXP: 6

(1ST YEAR WITH THE COLTS)

BORN: 1/17/97



**COLLEGE:
OKLAHOMA**

4TH-AND-SHORT

- In his first five seasons, he appeared in 66 games (18 starts) in his time with the Rams (2024), Dolphins (2024) and Cowboys (2020-23) and totaled 109 tackles (47 solo), 11.0 tackles for loss, 4.0 sacks and three passes defended. He appeared in five postseason contests (one start) and has registered 13 tackles (six solo), 2.0 tackles for loss and 2.5 sacks.
- Became the first Canadian player to compete in the U.S. Army All-American Bowl.
- First Team All-Big 12 by the media (2019).
- Majored in cultural awareness and organizational studies.



Signed by the Colts as an unrestricted free agent on March 13, 2025.



 @Path2Greatwork

 @neville_gallimore

HIS BIGGEST MOTIVATION

Gallimore and his father have a relationship that not many can understand. His father, Carlton, is diabetic. He's gradually losing his vision. Gallimore has been helping out his dad for as long as he can remember – helping him get around the house when he's home and being what he likes to call a 'seeing-eye dog'. Witnessing his dad's strength and resilience first-hand has had a profound impact on Gallimore's life, and that's one of the reasons he's dedicated to spreading awareness of the disease. He's partnered with Diabetes Canada for the NFL's My Cause My Cleats Initiative many times throughout his career, and continues to attend events and show support for those affected, as well as their families.

**BROTHERLY LOVE**

Gallimore's two older brothers were the first people he called after signing with Miami in March of 2024, but it's a wonder he didn't mix up their contacts in his phone. Their names, Gary (GAIR-ee) and Garry (GARR-ee), differ by just one letter. Gallimore says he used to get jealous of the older two as a kid, but eventually came to appreciate that his own name made him stand out. Fun fact: the only other Neville he's ever met was a stranger he bumped into while shopping at Men's Wearhouse.

NFL HIGHLIGHTS**CAREER**

- Has appeared in 72 career games (20 starts) in his time with the Colts (2025), Rams (2024), Dolphins (2024) and Cowboys (2020-23) and has totaled 119 tackles (53 solo), 12.0 tackles for loss, 5.0 sacks and four passes defended. He has appeared in five postseason contests (one start) and has registered 13 tackles (six solo), 2.0 tackles for loss and 2.5 sacks.

2025 SEASON (COLTS)

- Has played in six games (two starts) and has

tallied 10 tackles (six solo), 1.0 tackle for loss, 1.0 sack and one pass defended.

2024 SEASON (DOLPHINS/RAMS)

- In 2024, he appeared in 14 games (four starts) and tallied 19 tackles (seven solo). He also saw action in two postseason contests and compiled six tackles (three solo), 2.5 sacks, and 2.0 tackles for loss.

2023 SEASON (COWBOYS)

- In 2023, he played in 17 games and compiled 16 tackles (eight solo), 2.0 tackles for loss, 1.0 sack and one pass defended. He also competed in one postseason contest and recorded three tackles (one solo).

2022 SEASON (COWBOYS)

- Saw action in 16 games (one start) in 2022 and registered 33 tackles (16 solo), 2.0 tackles for loss, 1.0 sack and one pass defended. He also competed in one postseason contest and tallied one solo tackle.

2021 SEASON (COWBOYS)

- In 2021, he appeared in five games (four starts) and recorded 13 tackles (five solo), 3.0 tackles for loss and 1.5 sacks. He also started one postseason contest and posted three tackles (one solo).

2020 SEASON (COWBOYS)

- Appeared in 14 games (nine starts) in 2020 and totaled 28 tackles (11 solo), 4.0 tackles for loss, half a sack and one pass defended.

COLLEGE

- Appeared in 52 games (38 starts) at Oklahoma (2015-19) and compiled 148 tackles (68 solo), 9.0 sacks, two passes defended, and five forced fumbles.
- In 2019, he started all 14 games and totaled 30 tackles (18 solo), 4.0 sacks, one pass defended, and two forced fumbles. He was named First Team All-Big 12 by the media and Second Team All-Big 12 by the league's coaches.
- He started 13 games in 2018 and registered 50 tackles (16 solo), 3.0 sacks, and two forced fumbles. He earned Honorable Mention All-Big 12 honors by the league's coaches.
- In 2017, he competed in 12 games (five starts) and recorded 28 tackles (13 solo), 1.0 sack and one pass defended.
- He appeared in 13 games (six starts) in 2016 and tallied 40 tackles (21 solo), 1.0 sack and one forced fumble.
- Redshirted in 2015.

PERSONAL

- Attended Canada Prep Football Academy in Ottawa, Canada.
- Became the first Canadian player to compete in

NEVILLE GALLIMORE

DEFENSIVE TACKLE
(MEEH-VUHEL)

92

the U.S. Army All-American Bowl.

- Majored in cultural awareness and organizational studies and pursued a master's in human relations.
- A native of Ottawa, Ontario.

TRANSACTIONS

- Signed by the Colts as an unrestricted free agent

on March 13, 2025.

- Signed by the Los Angeles Rams as a free agent on August 29, 2024.
- Released by the Miami Dolphins on August 27, 2024.
- Signed by the Dolphins as an unrestricted free agent on March 15, 2024.
- Selected by the Dallas Cowboys in the third round (82nd overall) of the 2020 NFL Draft.

NEVILLE GALLIMORE'S - NFL REGULAR SEASON STATISTICS

DATE	TEAM	GP	GS	TACKLES							INTERCEPTIONS				FUMBLES				ST		MISC							
				TK	S	A	TFL	YDS	SK	YDS	QBH	NO	YDS	LG	TD	PD	FF	FR	TD	YDS	TK	S	A	FF	FR	S	A	
2020	Cowboys	14	9	28	11	17	4	7	0.5	1.0	4	0	0	0	0	1	0	0	0	0	0	0	0	0	0	0	0	
2021	Cowboys	5	4	13	5	8	3	18	1.5	11.5	2	0	0	0	0	0	0	0	0	0	0	0	0	0	0	0	0	
2022	Cowboys	16	1	33	16	17	2	11	1.0	9.0	1	0	0	0	0	1	0	0	0	0	0	0	0	0	0	0	0	
2023	Cowboys	17	0	16	8	8	2	6	1.0	6.0	2	0	0	0	0	1	0	0	0	0	0	0	0	0	0	0	0	
2024	Dolphins	0	0	0	0	0	0	0	0.0	0.0	0	0	0	0	0	0	0	0	0	0	0	0	0	0	0	0	0	
Went from Miami to LA Rams .																												
2024	Rams	13	4	19	7	12	0	0	0.0	0.0	1	0	0	0	0	0	0	0	0	0	0	0	0	0	0	0	0	0
2024	TOTAL	13	4	19	7	12	0	0	0.0	0.0	1	0	0	0	0	0	0	0	0	0	0	0	0	0	0	0	0	0
2025	Colts	6	2	10	6	4	1	9	1.0	9.0	3	0	0	0	0	1	0	0	0	0	0	0	0	0	0	0	0	0
TOTALS		71	20	119	53	66	12	51	5.0	36.5	13	0	0	0	0	4	0	0	0	0	0	0	0	0	0	0	0	0

NEVILLE GALLIMORE'S - NFL POSTSEASON STATISTICS

DATE	TEAM	GP	GS	TACKLES							INTERCEPTIONS				FUMBLES				ST		MISC						
				TK	S	A	TFL	YDS	SK	YDS	QBH	NO	YDS	LG	TD	PD	FF	FR	TD	YDS	TK	S	A	FF	FR	S	A
2021	Cowboys	1	1	3	1	2	0	0	0.0	0.0	0	0	0	0	0	0	0	0	0	0	0	0	0	0	0	0	0
2022	Cowboys	1	0	1	1	0	0	0	0.0	0.0	0	0	0	0	0	0	0	0	0	0	0	0	0	0	0	0	0
2023	Cowboys	1	0	3	1	2	0	0	0.0	0.0	0	0	0	0	0	0	0	0	0	0	0	0	0	0	0	0	0
2024	Rams	2	0	6	3	2	16	2.5	19.5	3	0	0	0	0	0	0	0	0	0	0	0	0	0	0	0	0	0
TOTALS		5	1	13	6	7	2	16	2.5	19.5	3	0	0	0	0	0	0	0	0	0	0	0	0	0	0	0	0

SINGLE-GAME HIGHS: DEFENSIVE

- Total Tackles** 6 vs. Las Vegas Raiders, Oct 05, 2025
...1 more at 6.
- Solo Tackles** 4 vs. Las Vegas Raiders, Oct 05, 2025
3 vs. Las Vegas Raiders, Oct 20, 2024
...5 more at 3.
- Sacks** 1.0 vs. New York Giants, Nov 12, 2023
...2 more at 1.0.

- Passes Defensed** 1 vs. Los Angeles Rams, Oct 29, 2023
...2 more at 1.
- Tackles For Loss** 2 at Philadelphia Eagles, Jan 08, 2022
1 vs. New York Giants, Nov 12, 2023
...6 more at 1.

SINGLE-GAME HIGHS - POSTSEASON: DEFENSIVE

- Total Tackles** 4 vs. San Francisco 49ers, Jan 16, 2022
3 vs. Green Bay Packers, Jan 14, 2024
1 at San Francisco 49ers, Jan 22, 2023

- Solo Tackles** 2 vs. San Francisco 49ers, Jan 16, 2022
1 vs. Green Bay Packers, Jan 14, 2024
...1 more at 1.

2020 GAME-BY-GAME REGULAR-SEASON STATISTICS (COWBOYS)

DATE	OPPONENT	P/S	TACKLES							INTERCEPTIONS					FUMBLES			ST			MISC		W/L	SCORE			
			TK	S	A	SK	YDS	TFL	YDS	QBH	NO	YDS	LG	TD	PD	FF	FR	TD	YDS	TK	S	A			FF	FR	S
09/13	at Rams	P	0	0	0	0.0	0.0	0	0	0	0	0	0	0	0	0	0	0	0	0	0	0	0	0	0	L	17-20
09/20	Falcons	P	0	0	0	0.0	0.0	0	0	0	0	0	0	0	0	0	0	0	0	0	0	0	0	0	0	W	40-39
09/27	at Seahawks																								L	31-38	
10/04	Browns																								L	38-49	
10/11	Giants	P	1	1	0	0.0	0.0	0	0	0	1	0	0	0	0	0	0	0	0	0	0	0	0	0	0	W	37-34
10/19	Cardinals	P	2	1	1	0.0	0.0	0	0	0	0	0	0	0	0	0	0	0	0	0	0	0	0	0	0	L	10-38
10/25	at Football Team	S	4	1	3	0.0	0.0	1	3	0	0	0	0	0	0	0	0	0	0	0	0	0	0	0	0	L	3-25
11/01	at Eagles	P	0	0	0	0.0	0.0	0	0	0	0	0	0	0	0	0	0	0	0	0	0	0	0	0	0	L	9-23
11/08	Steelers	S	3	1	2	0.0	0.0	1	0	1	0	0	0	0	0	0	0	0	0	0	0	0	0	0	0	L	19-24
11/22	at Vikings	S	1	0	1	0.0	0.0	0	0	0	0	0	0	0	0	0	0	0	0	0	0	0	0	0	0	W	31-28
11/26	Football Team	S	1	0	1	0.0	0.0	0	0	0	0	0	0	0	0	0	0	0	0	0	0	0	0	0	0	L	16-41
12/08	at Ravens	S	4	2	2	0.0	0.0	0	0	0	0	0	0	0	0	0	0	0	0	0	0	0	0	0	0	L	17-34
12/13	at Bengals	S	1	1	0	0.0	0.0	0	0	0	0	0	0	0	0	0	0	0	0	0	0	0	0	0	0	W	30-7
12/20	49ers	S	5	2	3	0.0	0.0	1	3	1	0	0	0	0	1	0	0	0	0	0	0	0	0	0	0	W	41-33
12/27	Eagles	S	2	1	1	0.5	1.0	1	1	1	0	0	0	0	0	0	0	0	0	0	0	0	0	0	0	W	37-17
01/03	at Giants	S	4	1	3	0.0	0.0	0	0	0	0	0	0	0	0	0	0	0	0	0	0	0	0	0	0	L	19-23
2020 TOTALS		14-9	28	11	17	0.5	1.0	4	7	4	0	0	0	0	1	0	0	0	0	0	0	0	0	0	0	6-10	

2021 GAME-BY-GAME REGULAR-SEASON STATISTICS (COWBOYS)

DATE	OPPONENT	P/S	TACKLES							INTERCEPTIONS					FUMBLES			ST			MISC		W/L	SCORE			
			TK	S	A	SK	YDS	TFL	YDS	QBH	NO	YDS	LG	TD	PD	FF	FR	TD	YDS	TK	S	A			FF	FR	S
09/09	at Buccaneers																									L	29-31
09/19	at Chargers																									W	20-17
09/27	Eagles																									W	41-21
10/03	Panthers																									W	36-28
10/10	Giants																									W	44-20
10/17	at Patriots																									W	35-29+
10/31	at Vikings																									W	20-16
11/07	Broncos																									L	16-30
11/14	Falcons																									W	43-3
11/21	at Chiefs																									L	9-19
11/25	Raiders																									L	33-36+
12/02	at Saints																									W	27-17
12/12	at Football Team	P	2	1	1	1.0	10.0	1	10	1	0	0	0	0	0	0	0	0	0	0	0	0	0	0	0	W	27-20
12/19	at Giants	S	4	1	3	0.5	1.5	0	0	1	0	0	0	0	0	0	0	0	0	0	0	0	0	0	0	W	21-6
12/26	Football Team	S	0	0	0	0.0	0.0	0	0	0	0	0	0	0	0	0	0	0	0	0	0	0	0	0	0	W	56-14
01/02	Cardinals	S	2	0	2	0.0	0.0	0	0	0	0	0	0	0	0	0	0	0	0	0	0	0	0	0	0	L	22-25
01/08	at Eagles	S	5	3	2	0.0	0.0	2	8	0	0	0	0	0	0	0	0	0	0	0	0	0	0	0	0	W	51-26
2021 TOTALS		5-4	13	5	8	1.5	11.5	3	18	2	0	0	0	0	0	0	0	0	0	0	0	0	0	0	0	12-5	

+ - Overtime

NEVILLE GALLIMORE

DEFENSIVE TACKLE
(MELB-VUHL)

92

2022 GAME-BY-GAME REGULAR-SEASON STATISTICS (COWBOYS)

DATE	OPPONENT	P/S	TACKLES							INTERCEPTIONS				FUMBLES			ST			MISC		W/L	SCORE					
			TK	S	A	SK	YDS	TFL	YDS	QBH	NO	YDS	LG	TD	PD	FF	FR	TD	YDS	TK	S			A	FF	FR	S	A
09/11	Buccaneers	P	1	0	1	0.0	0.0	0	0	0	0	0	0	0	0	0	0	0	0	0	0	0	0	0	0	0	L	3-19
09/18	Bengals	P	1	0	1	0.0	0.0	0	0	0	0	0	0	0	0	0	0	0	0	0	0	0	0	0	0	0	W	20-17
09/26	at Giants	P	1	1	0	0.0	0.0	0	0	0	0	0	0	0	0	0	0	0	0	0	0	0	0	0	0	0	W	23-16
10/02	Commanders	P	2	2	0	1.0	9.0	2	11	1	0	0	0	0	0	0	0	0	0	0	0	0	0	0	0	0	W	25-10
10/09	at Rams	S	2	2	0	0.0	0.0	0	0	0	0	0	0	0	0	0	0	0	0	0	0	0	0	0	0	0	W	22-10
10/16	at Eagles	P	3	3	0	0.0	0.0	0	0	0	0	0	0	0	0	0	0	0	0	0	0	0	0	0	0	0	L	17-26
10/23	Lions		GAME INACTIVE																									
10/30	Bears	P	2	0	2	0.0	0.0	0	0	0	0	0	0	0	0	0	0	0	0	0	0	0	0	0	0	0	W	24-6
11/13	at Packers	P	3	3	0	0.0	0.0	0	0	0	0	0	0	0	0	0	0	0	0	0	0	0	0	0	0	0	L	28-31+
11/20	at Vikings	P	3	1	2	0.0	0.0	0	0	0	0	0	0	0	0	0	0	0	0	0	0	0	0	0	0	0	W	40-3
11/24	Giants	P	0	0	0	0.0	0.0	0	0	0	0	0	0	0	0	0	0	0	0	0	0	0	0	0	0	0	W	28-20
12/04	Colts	P	3	1	2	0.0	0.0	0	0	0	0	0	0	0	0	0	0	0	0	0	0	0	0	0	0	0	W	54-19
12/11	Texans	P	2	0	2	0.0	0.0	0	0	0	0	0	0	0	1	0	0	0	0	0	0	0	0	0	0	0	W	27-23
12/18	at Jaguars	P	2	0	2	0.0	0.0	0	0	0	0	0	0	0	0	0	0	0	0	0	0	0	0	0	0	0	L	34-40+
12/24	Eagles	P	2	1	1	0.0	0.0	0	0	0	0	0	0	0	0	0	0	0	0	0	0	0	0	0	0	0	W	40-34
12/29	at Titans	P	2	1	1	0.0	0.0	0	0	0	0	0	0	0	0	0	0	0	0	0	0	0	0	0	0	0	W	27-13
01/08	at Commanders	P	4	1	3	0.0	0.0	0	0	0	0	0	0	0	0	0	0	0	0	0	0	0	0	0	0	0	L	6-26
2022 TOTALS			16-1	33	16	17	1.0	9.0	2	11	1	0	0	0	0	1	0	0	0	0	0	0	0	0	0	0	12-5	

+ - Overtime

2023 GAME-BY-GAME REGULAR-SEASON STATISTICS (COWBOYS)

DATE	OPPONENT	P/S	TACKLES							INTERCEPTIONS				FUMBLES			ST			MISC		W/L	SCORE					
			TK	S	A	SK	YDS	TFL	YDS	QBH	NO	YDS	LG	TD	PD	FF	FR	TD	YDS	TK	S			A	FF	FR	S	A
09/10	at Giants	P	0	0	0	0.0	0.0	0	0	0	0	0	0	0	0	0	0	0	0	0	0	0	0	0	0	0	W	40-0
09/17	Jets	P	1	0	1	0.0	0.0	0	0	0	0	0	0	0	0	0	0	0	0	0	0	0	0	0	0	0	W	30-10
09/24	at Cardinals	P	0	0	0	0.0	0.0	0	0	0	0	0	0	0	0	0	0	0	0	0	0	0	0	0	0	0	L	16-28
10/01	Patriots	P	2	2	0	0.0	0.0	1	0	0	0	0	0	0	0	0	0	0	0	0	0	0	0	0	0	0	W	38-3
10/08	at 49ers	P	1	1	0	0.0	0.0	0	0	0	0	0	0	0	0	0	0	0	0	0	0	0	0	0	0	0	L	10-42
10/16	at Chargers	P	0	0	0	0.0	0.0	0	0	0	0	0	0	0	0	0	0	0	0	0	0	0	0	0	0	0	W	20-17
10/29	Rams	P	1	0	1	0.0	0.0	0	0	0	0	0	0	1	0	0	0	0	0	0	0	0	0	0	0	0	W	43-20
11/05	at Eagles	P	0	0	0	0.0	0.0	0	0	0	0	0	0	0	0	0	0	0	0	0	0	0	0	0	0	0	L	23-28
11/12	Giants	P	3	2	1	1.0	6.0	1	6	2	0	0	0	0	0	0	0	0	0	0	0	0	0	0	0	0	W	49-17
11/19	at Panthers	P	1	0	1	0.0	0.0	0	0	0	0	0	0	0	0	0	0	0	0	0	0	0	0	0	0	0	W	33-10
11/23	Commanders	P	1	0	1	0.0	0.0	0	0	0	0	0	0	0	0	0	0	0	0	0	0	0	0	0	0	0	W	45-10
11/30	Seahawks	P	0	0	0	0.0	0.0	0	0	0	0	0	0	0	0	0	0	0	0	0	0	0	0	0	0	0	W	41-35
12/10	Eagles	P	2	2	0	0.0	0.0	0	0	0	0	0	0	0	0	0	0	0	0	0	0	0	0	0	0	0	W	33-13
12/17	at Bills	P	1	1	0	0.0	0.0	0	0	0	0	0	0	0	0	0	0	0	0	0	0	0	0	0	0	0	L	10-31
12/24	at Dolphins	P	1	0	1	0.0	0.0	0	0	0	0	0	0	0	0	0	0	0	0	0	0	0	0	0	0	0	L	20-22
12/30	Lions	P	1	0	1	0.0	0.0	0	0	0	0	0	0	0	0	0	0	0	0	0	0	0	0	0	0	0	W	20-19
01/07	at Commanders	P	1	0	1	0.0	0.0	0	0	0	0	0	0	0	0	0	0	0	0	0	0	0	0	0	0	0	W	38-10
2023 TOTALS			17-0	16	8	8	1.0	6.0	2	6	2	0	0	0	0	1	0	0	0	0	0	0	0	0	0	0	12-5	

NEVILLE GALLIMORE

DEFENSIVE TACKLE
(MEEH-VUHEL)

92

2024 GAME-BY-GAME REGULAR-SEASON STATISTICS (DOLPHINS/RAMS)

DATE	OPPONENT	P/S	TACKLES					INTERCEPTIONS				FUMBLES			ST			MISC		W/L	SCORE						
			TK	S	A	SK	YDS	TFL	YDS	QBH	NO	YDS	LG	TD	PD	FF	FR	TD	YDS			TK	S	A	FF	FR	S
09/08	Jaguars		DID NOT PLAY																				W	20-17			
Went from Dolphins to Rams.																											
09/15	at Cardinals	P	1	0	1	0.0	0.0	0	0	0	0	0	0	0	0	0	0	0	0	0	0	0	0	0	0	L	10-41
09/22	49ers	S	3	1	2	0.0	0.0	0	0	1	0	0	0	0	0	0	0	0	0	0	0	0	0	0	0	W	27-24
09/29	at Bears	S	2	1	1	0.0	0.0	0	0	0	0	0	0	0	0	0	0	0	0	0	0	0	0	0	0	L	18-24
10/06	Packers	P	2	0	2	0.0	0.0	0	0	0	0	0	0	0	0	0	0	0	0	0	0	0	0	0	0	L	19-24
10/20	Raiders	P	6	3	3	0.0	0.0	0	0	0	0	0	0	0	0	0	0	0	0	0	0	0	0	0	0	W	20-15
10/24	Vikings	S	0	0	0	0.0	0.0	0	0	0	0	0	0	0	0	0	0	0	0	0	0	0	0	0	0	W	30-20
11/03	at Seahawks		ON INACTIVE LIST																				W	26-20+			
11/11	Dolphins		ON INACTIVE LIST																				L	15-23			
11/17	at Patriots		ON INACTIVE LIST																				W	28-22			
11/24	Eagles	P	0	0	0	0.0	0.0	0	0	0	0	0	0	0	0	0	0	0	0	0	0	0	0	0	0	L	20-37
12/01	at Saints	P	0	0	0	0.0	0.0	0	0	0	0	0	0	0	0	0	0	0	0	0	0	0	0	0	0	W	21-14
12/08	Bills	P	1	1	0	0.0	0.0	0	0	0	0	0	0	0	0	0	0	0	0	0	0	0	0	0	0	W	44-42
12/12	at 49ers	P	0	0	0	0.0	0.0	0	0	0	0	0	0	0	0	0	0	0	0	0	0	0	0	0	0	W	12-6
12/22	at Jets	P	1	0	1	0.0	0.0	0	0	0	0	0	0	0	0	0	0	0	0	0	0	0	0	0	0	W	19-9
12/28	Cardinals	P	0	0	0	0.0	0.0	0	0	0	0	0	0	0	0	0	0	0	0	0	0	0	0	0	0	W	13-9
01/05	Seahawks	S	1	1	0	0.0	0.0	0	0	0	0	0	0	0	0	0	0	0	0	0	0	0	0	0	0	L	25-30
2024 TOTALS			13-4	17	7	10	0.0	0.0	0	0	1	0	0	0	0	0	0	0	0	0	0	0	0	0	0	11-6	

+ - Overtime

2025 GAME-BY-GAME REGULAR-SEASON STATISTICS (COLTS)

DATE	OPPONENT	P/S	TACKLES					INTERCEPTIONS				FUMBLES			ST			MISC		W/L	SCORE							
			TK	S	A	SK	YDS	TFL	YDS	QBH	NO	YDS	LG	TD	PD	FF	FR	TD	YDS			TK	S	A	FF	FR	S	A
09/07	Dolphins	P	0	0	0	0.0	0.0	0	0	0	0	0	0	0	0	0	0	0	0	0	0	0	0	0	0	0	W	33-8
09/14	Broncos	S	0	0	0	0.0	0.0	0	0	0	0	0	0	0	0	0	0	0	0	0	0	0	0	0	0	W	29-28	
09/21	at Titans	P	1	1	0	1.0	9.0	1	9	2	0	0	0	0	0	0	0	0	0	0	0	0	0	0	0	0	W	41-20
09/28	at Rams	P	2	0	2	0.0	0.0	0	0	0	0	0	0	0	0	0	0	0	0	0	0	0	0	0	0	L	20-27	
10/05	Raiders	P	6	4	2	0.0	0.0	0	0	0	0	0	0	0	0	0	0	0	0	0	0	0	0	0	0	W	40-6	
10/12	Cardinals	S	1	1	0	0.0	0.0	0	0	1	0	0	0	0	0	0	0	0	0	0	0	0	0	0	0	W	31-27	
2025 TOTALS			6-2	10	6	4	1.0	9.0	1	9	3	0	0	0	0	1	0	0	0	0	0	0	0	0	0	5-1		

2021 GAME-BY-GAME POSTSEASON STATISTICS (COWBOYS)

DATE	OPPONENT	P/S	TACKLES					INTERCEPTIONS				FUMBLES			ST			MISC		W/L	SCORE							
			TK	S	A	SK	YDS	TFL	YDS	QBH	NO	YDS	LG	TD	PD	FF	FR	TD	YDS			TK	S	A	FF	FR	S	A
01/16	49ers	S	3	1	2	0.0	0.0	0	0	0	0	0	0	0	0	0	0	0	0	0	0	0	0	0	0	0	L	17-23
2021 TOTALS			1-1	3	1	2	0.0	0.0	0	0	0	0	0	0	0	0	0	0	0	0	0	0	0	0	0	0	0-1	

2022 GAME-BY-GAME POSTSEASON STATISTICS (COWBOYS)

DATE	OPPONENT	P/S	TACKLES					INTERCEPTIONS				FUMBLES			ST			MISC		W/L	SCORE							
			TK	S	A	SK	YDS	TFL	YDS	QBH	NO	YDS	LG	TD	PD	FF	FR	TD	YDS			TK	S	A	FF	FR	S	A
01/16	at Buccaneers		INACTIVE																				W	31-14				
01/22	at 49ers	P	1	1	0	0.0	0.0	0	0	0	0	0	0	0	0	0	0	0	0	0	0	0	0	0	0	0	L	12-19
2022 TOTALS			1-0	1	1	0	0.0	0.0	0	0	0	0	0	0	0	0	0	0	0	0	0	0	0	0	0	0	1-1	

2023 GAME-BY-GAME POSTSEASON STATISTICS (COWBOYS)

DATE	OPPONENT	P/S	TACKLES					INTERCEPTIONS				FUMBLES			ST			MISC		W/L	SCORE							
			TK	S	A	SK	YDS	TFL	YDS	QBH	NO	YDS	LG	TD	PD	FF	FR	TD	YDS			TK	S	A	FF	FR	S	A
01/14	Packers	P	3	1	2	0.0	0.0	0	0	0	0	0	0	0	0	0	0	0	0	0	0	0	0	0	0	0	L	32-48
2023 TOTALS			1-0	3	1	2	0.0	0.0	0	0	0	0	0	0	0	0	0	0	0	0	0	0	0	0	0	0	0-1	

2024 GAME-BY-GAME POSTSEASON STATISTICS (RAMS)

DATE	OPPONENT	P/S	TACKLES					INTERCEPTIONS				FUMBLES			ST			MISC		W/L	SCORE							
			TK	S	A	SK	YDS	TFL	YDS	QBH	NO	YDS	LG	TD	PD	FF	FR	TD	YDS			TK	S	A	FF	FR	S	A
01/13	Vikings	P	5	2	3	1.5	11.5	1	8	2	0	0	0	0	0	0	0	0	0	0	0	0	0	0	0	0	W	27-9
01/19	at Eagles	P	1	1	0	1.0	8.0	1	8	1	0	0	0	0	0	0	0	0	0	0	0	0	0	0	0	0	L	22-28
2024 TOTALS			2-0	6	3	2.5	19.5	2	16	3	0	0	0	0	0	0	0	0	0	0	0	0	0	0	0	1-1		

DJ GIDDENS

RUNNING BACK

21



6-0 212 LBS
NFL EXP: ROOKIE
(1ST YEAR WITH THE COLTS)
BORN: 8/26/03



COLLEGE:
KANSAS STATE

4TH-AND-SHORT

- Appeared in 39 games (25 starts) at Kansas State (2021-2024) and tallied 517 carries for 3,087 yards and 23 touchdowns, along with 58 receptions for 679 yards and four touchdowns.
- Finished third in program history in career rushing yards and tied for third for the most consecutive 100-rushing games (six).
- One of four players in school history to produce multiple 1,000-yard rushing seasons (2023, 2024).
- Second Team All-Big 12 (2024)
- Honorable Mention All-Big 12 (2023)
- Honorable Mention All-Big 12 Offensive Freshman of the Year (2022)



Selected by the Colts in the fifth round (151st overall) of the 2025 NFL Draft.

 @dj_giddens22

YOUR NEW FAVORITE HOLIDAY

July 3 has officially been declared as DJ Giddens Day, if you hail from his hometown of Junction City, Kan. A zero-star recruit out of Junction City High School, Giddens was a hidden gem, until he caught the eye of Kansas State head coach Chris Kleiman when Giddens played against his son in high school. In addition to his performances on the field, Giddens' dedication to supporting community efforts, charity events and youth football camps in Junction City also inspired the honor. Giddens attended his hometown's commission meeting after rookie minicamp in April when the mayor officially proclaimed the new holiday.

NFL HIGHLIGHTS

2025 SEASON (COLTS)

- Has appeared in six games and has recorded 18 carries for 66 yards. In Week 1 vs. MIA, his 3.4 average yards per carry was the highest single-game rushing average (min. 10 attempts) by a Colts rookie running back in Week 1 since Edgerrin James in 1999.

COLLEGE

- Appeared in 39 games (25 starts) at Kansas State (2021-24) and tallied 517 carries for 3,087 yards and 23 touchdowns, along with 58 receptions for 679 yards and four touchdowns.
- He finished second in school history in career rushing yards per attempt (5.97), third in rushing yards (3,087), was the fastest to 1,000 rushing yards (168th carry) and the fastest to 2,000 rushing yards (346th carry). Also ranked tied for third in consecutive 100-yard rushing games (six).
- One of just four players in school history to produce multiple 1,000-yard rushing seasons (2023, 2024).
- In 2024, he started all 12 games and registered 205 carries for 1,343 yards and seven touchdowns. He also tallied 21 receptions for 258 yards and one touchdown. He was named

Second Team All-Big 12.

- He started all 13 games in 2023 and earned Honorable Mention All-Big 12 after he registered 233 carries for 1,226 yards and 10 touchdowns. Also contributed 29 receptions for 323 yards and three touchdowns.
- In 2022, he saw action in all 14 games and tallied 89 carries for 518 yards and six touchdowns. Additionally, he hauled in eight receptions for 98 yards. He was named Honorable Mention All-Big 12 Offensive Freshman of the Year.
- Redshirted the 2021 season.

PERSONAL

- Attended Junction City (Kan.) High School.
- During his prep career, he recorded 1,912 rushing yards and 34 touchdowns.
- As a senior, he registered 1,255 rushing yards and 30 touchdowns
- Earned first team all-state honors from the *Topeka Capital-Journal* and was an honorable mention selection by the *Wichita Eagle* as a senior.
- Ranked in the program's top 10 in career rushing touchdowns (34 – tied for second), total touchdowns (34 – fourth), carries (266 – fifth) and rushing yards (1,912 – seventh).
- He scored five touchdowns in a game against Wichita East to become only the third player in school history to reach that mark.
- He tallied 216 yards in the Kansas Class 6A state championship game.
- Majored in business administration.
- A native of Junction City, Kan.

TRANSACTIONS

- Selected by the Colts in the fifth round (151st overall) of the 2025 NFL Draft.

DJ GIDDENS' - NFL REGULAR SEASON STATISTICS

DATE	TEAM	RUSHING							RECEIVING					
		GP	GS	NO.	YDS.	AVG.	LG	TD	NO.	YDS.	AVG.	LG	TD	
2025	Colts	6	0	18	66	3.7	12	0	0	0	0.0	0	0	0
TOTALS		6	0	18	66	3.7	12	0	0	0	0.0	0	0	0

DJ GIDDENS' - NFL REGULAR SEASON STATISTICS

DATE	TEAM	KICKOFF RETURNS					PUNT RETURNS						
		RET.	YDS.	AVG.	LG	TD	NO.	FC	YDS.	AVG.	LG	TD	
2025	Colts	0	0	0.0	0	0	0	0	0	0.0	0	0	0
TOTALS		0	0	0.0	0	0	0	0	0	0.0	0	0	0

SINGLE-GAME HIGHS: RUSHING/RECEIVING

Rush Attempts 12 vs. Miami Dolphins, Sep 07, 2025
5 vs. Las Vegas Raiders, Oct 05, 2025
1 at Tennessee Titans, Sep 21, 2025

Rushing Yards 41 vs. Miami Dolphins, Sep 07, 2025
22 vs. Las Vegas Raiders, Oct 05, 2025
3 at Tennessee Titans, Sep 21, 2025

Rushing Average 3.4 vs. Miami Dolphins, Sep 07, 2025

Longest Runs 12 vs. Miami Dolphins, Sep 07, 2025
10 vs. Miami Dolphins, Sep 07, 2025
9 vs. Las Vegas Raiders, Oct 05, 2025

All-Purpose Yards 41 vs. Miami Dolphins, Sep 07, 2025
22 vs. Las Vegas Raiders, Oct 05, 2025
3 at Tennessee Titans, Sep 21, 2025

Scrimmage Yards 41 vs. Miami Dolphins, Sep 07, 2025
22 vs. Las Vegas Raiders, Oct 05, 2025
3 at Tennessee Titans, Sep 21, 2025

2025 GAME-BY-GAME REGULAR-SEASON STATISTICS (COLTS)

DATE	OPPONENT	P/S	RUSHING					RECEIVING					W/L	SCORE
			NO.	YDS.	AVG.	LG	TD	NO.	YDS.	AVG.	LG	TD		
09/07	Dolphins	P	12	41	3.4	12	0	0	0	0.0	0	0	W	33-8
09/14	Broncos	P	0	0	0.0	0	0	0	0	0.0	0	0	W	29-28
09/21	at Titans	P	1	3	3.0	3	0	0	0	0.0	0	0	W	41-20
09/28	at Rams	P	0	0	0.0	0	0	0	0	0.0	0	0	L	20-27
10/05	Raiders	P	5	22	4.4	9	0	0	0	0.0	0	0	W	40-6
10/12	Cardinals	P	0	0	0.0	0	0	0	0	0.0	0	0	W	31-27
2025 TOTALS		6-0	18	66	3.7	12	0	0	0	0.0	0	0	5-1	

MATT GONCALVES

GUARD
(GON-ZALLI-VEZ)

71

6-6 317 LBS

NFL EXP: 2

(2ND YEAR WITH THE COLTS)

BORN: 1/26/01

Pitt

**COLLEGE:
PITTSBURGH**

4TH-AND-SHORT

- In his rookie season, he played in 17 games (eight starts).
- Played in 38 career games (24 starts) at Pittsburgh (2019-23) with 13 starts at right tackle and 11 starts at left tackle.
- Preseason All-ACC before enduring a season-ending injury after the first three games (2023).
- Third Team All-ACC and All-ACC Academic Football Team (2022).
- Freshman All-America (2020).



Selected by the Colts in the third round (79th overall) of the 2024 NFL Draft.



 [@MattGoncalves77](#)

 [@matthewgoncalves76](#)

NFL HIGHLIGHTS

CAREER

- Has appeared in 22 games (13 starts) in two seasons with the Colts (2024-25).

2025 SEASON (COLTS)

- Has started five games. In Week 1 vs. MIA, he blocked for a line that helped the offense rush for 156 yards. In Week 2 vs. DEN, he blocked for a line that allowed Jonathan Taylor to register 165 rushing yards. In Week 3 vs. TEN, he blocked for an offense that allowed Taylor to notch three rushing touchdowns. In Week 5 vs. LV, he started for a line that allowed Taylor to record three touchdowns on the ground for the second time this season.

2024 SEASON (COLTS)

- In 2024, he appeared in 17 games (eight starts) at both right and left tackle. In Week 12 vs. DET, he started at left tackle for a line that didn't allow a sack. In Week 13 at NE, he started at right tackle for a line that didn't allow a sack for the second consecutive week. In Week 16 vs. TEN, he started at right tackle for a line that paved the way for 335 team rushing yards, a single-game franchise record. He also blocked for Taylor to register 218 yards on the ground, the third-most individual single-game rushing yards in team history. In Week 18 vs. JAX, he started at right tackle and helped pave the way for Taylor to tally a single-game career high 34 carries for 177 yards and one touchdown. It marked his fourth consecutive 100-yard rushing game.

COLLEGE

- Appeared in 38 career games (24 starts) at Pittsburgh (2019-23) with 13 starts at right tackle and 11 starts at left tackle.
- As a team captain in 2023, he started the first

three contests of the season at left tackle before suffering a season-ending injury. Named a Preseason All-ACC selection.

- Started all 13 games he saw action in during the 2022 season with starts at right tackle (eight) and left tackle (five). Garnered Third Team All-ACC accolades and was selected to the All-ACC Academic Football Team. He helped the offense produce a 1,000-yard rusher and a 1,000-yard receiver.
- In 2021, he saw action in 13 games (five starts at right tackle). Helped Pittsburgh win in each of his five starts (New Hampshire, North Carolina, Virginia, Syracuse and Wake Forest in the ACC Championship Game). Blocked for a Pittsburgh offense that averaged a single-season school record 41.4 points per game and 486.6 yards per game. The Panthers ranked third nationally in scoring and eighth in total offense.
- Appeared in nine games in 2020 and started the last three contests at left tackle. Named a Freshman All America selection by the Football Writers Association of America.
- Redshirted the 2019 season.

PERSONAL

- Attended Eastport-South Manor High School in Manorville, N.Y.
- Played offensive tackle, tight end and defensive end during his high school career.
- Ranked the No. 4 overall prospect in New York by Rivals and No. 5 by *247Sports*.
- As a senior, he garnered all-state and all-county accolades.
- Also lettered in basketball.
- Engaged to his fiancé, Julie.

TRANSACTIONS

- Selected by the Colts in the third round (79th overall) of the 2024 NFL Draft.

MATT GONCALVES' - NFL REGULAR SEASON STATISTICS

DATE	TEAM	GP	GS
2024	Colts	17	8
2025	Colts	5	5
TOTALS		22	13

MATT GONCALVES

GUARD
(GON-ZALL-VEZ)

71

2024 GAME-BY-GAME REGULAR-SEASON STATISTICS (COLTS)

DATE	OPPONENT	P/S	W/L	SCORE
09/08	Texans	P	L	27-29
09/15	at Packers	P	L	10-16
09/22	Bears	P	W	21-16
09/29	Steelers	P	W	27-24
10/06	at Jaguars	P	L	34-37
10/13	at Titans	P	W	20-17
10/20	Dolphins	P	W	16-10
10/27	at Texans	P	L	20-23
11/03	at Vikings	S	L	13-21
11/10	Bills	P	L	20-30
11/17	at Jets	S	W	28-27
11/24	Lions	S	L	6-24
12/01	at Patriots	S	W	25-24
12/15	at Broncos	S	L	13-31
12/22	Titans	S	W	38-30
12/29	at Giants	S	L	33-45
01/05	Jaguars	S	W	26-23+

2024 TOTALS 17-8

8-9

+ - Overtime

2025 GAME-BY-GAME REGULAR-SEASON STATISTICS (COLTS)

DATE	OPPONENT	P/S	W/L	SCORE
09/07	Dolphins	S	W	33-8
09/14	Broncos	S	W	29-28
09/21	at Titans	S	W	41-20
09/28	at Rams		L	20-27
10/05	Raiders	S	W	40-6
10/12	Cardinals	S	W	31-27

2025 TOTALS 5-5

5-1

ON INACTIVE LIST

TYLER GOODSON

RUNNING BACK

31

5-9 197 LBS

NFL EXP: 3

(3RD YEAR WITH THE COLTS)

BORN: 11/10/00



**COLLEGE:
IOWA**

4TH-AND-SHORT

- In his first two seasons with the Colts (2023-24) and Packers (2022-23), he saw action in 22 games (one start) and compiled 45 carries for 240 yards and one touchdown along with 17 receptions for 95 yards and one touchdown. He has recorded nine kickoff returns for 237 yards (26.3 avg) and three special teams tackles.
- First-Team All-Big Ten (2020).
- Finished his career ranked 11th in rushing yards in the University of Iowa record books.



Originally signed to the Colts practice squad on September 12, 2023.

 @tgood1110

 @tgood_15

NFL HIGHLIGHTS

CAREER

- In his first four seasons with the Colts (2023-25) and Packers (2022-23), he has seen action in 24 games (one start) and has compiled 47 carries for 246 yards and one touchdown. He also has registered 18 receptions for 95 yards and one touchdown. He has recorded nine kickoff returns for 237 yards (26.3 avg.) and three special teams tackles.

2025 SEASON (COLTS)

- Has played in two games and has tallied two carries for six yards and one reception.

2024 SEASON (COLTS)

- In 2024, he appeared in 16 games and recorded 32 carries for 153 yards and one touchdown as well as 11 receptions for 61 yards and one touchdown. He also registered nine kickoff returns for 237 yards (26.3 avg.) and three special teams stops. In Week 6 at TEN, he compiled a team-high eight carries for 51 yards. He also added four receptions for 14 yards. His performance was highlighted by a 33-yard career-long run. In Week 7 vs. MIA, he tallied 14 carries for 51 yards and his first career touchdown. It marked his third consecutive game with at least 50 yards from scrimmage. In Week 10 vs. BUF, he recorded two receptions for nine yards and one touchdown. In Week 11 at NYJ, he registered three kickoff returns for a single-game career-high 71 yards (23.7 avg.).

2023 SEASON (PACKERS/COLTS)

- Appeared in six games (one start) in 2023 and totaled 13 carries for 87 yards as well as six receptions for 34 yards.

2022 SEASON (PACKERS)

- Spent the entire 2022 season on the Packers practice squad and was elevated for their Week 17 game against MIN. He did not see game action.

COLLEGE

- Appeared in 34 games (24 starts) at Iowa (2019-21) and totaled 533 carries for 2,551 yards and 18 touchdowns as well as 70 receptions for 565 yards and one touchdown. Finished his career ranked 11th in rushing yards in Iowa history.
- As a junior, he earned Third Team All-Big Ten honors after he started all 13 games he saw action in and recorded 256 carries for a single-season career-high 1,151 yards and six touchdowns. Also added 31 receptions for 247

yards and one touchdown.

- In 2020, he earned First Team All-Big Ten accolades after he competed in eight games (seven starts) and registered 143 carries for a team-high 762 yards and seven touchdowns as well as 15 receptions for 152 yards. He ranked third in the Big Ten in rushing yards and tied for fourth in rushing touchdowns.
- As a true freshman, he saw action in all 13 games (four starts) and accumulated 134 carries for a team-high 638 yards and five touchdowns along with 24 receptions for 166 yards.

PERSONAL

- Attended North Gwinnett High School in Suwanee, Ga.
- As a senior, he earned all-state, all-region and all-county accolades after he tallied 159 carries for 1,180 yards and 25 touchdowns. He was named the Georgia Player of the Year.
- During his junior season, he registered 178 carries for 1,437 yards and 25 touchdowns. He broke the single-game school record for rushing yards twice (245, 295).
- Also lettered in baseball, basketball and track.
- Participated in the NFL's My Cause My Cleats initiative and represented the Cancer Support Community (2024) and the Boys and Girls Club (2023).
- A native of Suwanee, Ga.

TRANSACTIONS

- Signed to the Indianapolis active roster from the practice squad on December 19, 2023.
- Signed to the Colts active roster from the practice squad on December 9, 2023.
- Signed to the Colts active roster from the practice squad on December 2, 2023.
- Signed to the Indianapolis Colts practice squad on September 12, 2023.
- Waived by the Green Bay Packers on September 6, 2023.
- Signed by the Packers to a reserve/future contract on January 2, 2023.
- Signed to the Green Bay practice squad on January 2, 2023.
- Signed to the Packers active roster from the practice squad on December 31, 2022.
- Signed to the Green Bay practice squad on August 31, 2022.
- Waived by the Packers on August 30, 2022.
- Signed by Green Bay as an undrafted free agent on May 2, 2022.

TYLER GOODSON'S - NFL REGULAR SEASON STATISTICS

DATE	TEAM	RUSHING							RECEIVING				
		GP	GS	NO.	YDS.	AVG.	LG	TD	NO.	YDS.	AVG.	LG	TD
2022	Packers	0	0	0	0	0.0	0	0	0	0	0.0	0	0
2023	Packers	0	0	0	0	0.0	0	0	0	0	0.0	0	0
Went from Green Bay to Indianapolis.													
2023	Colts	6	1	13	87	6.7	31	0	6	34	5.7	15	0
2023	TOTAL	6	1	13	87	6.7	31	0	6	34	5.7	15	0
2024	Colts	16	0	32	153	4.8	33	1	11	61	5.5	24	1
2025	Colts	2	0	2	6	3.0	4	0	1	0	0.0	0	0
TOTALS		24	1	47	246	5.2	33	1	18	95	5.3	24	1

TYLER GOODSON'S - NFL REGULAR SEASON STATISTICS

DATE	TEAM	KICKOFF RETURNS					PUNT RETURNS					
		RET.	YDS.	AVG.	LG	TD	NO.	FC	YDS.	AVG.	LG	TD
2022	Packers	0	0	0.0	0	0	0	0	0	0.0	0	0
2023	Packers	0	0	0.0	0	0	0	0	0	0.0	0	0
Went from Green Bay to Indianapolis.												
2023	Colts	0	0	0.0	0	0	0	0	0	0.0	0	0
2023	TOTAL	0	0	0.0	0	0	0	0	0	0.0	0	0
2024	Colts	9	237	26.3	36	0	0	0	0	0.0	0	0
2025	Colts	0	0	0.0	0	0	0	0	0	0.0	0	0
TOTALS		9	237	26.3	36	0	0	0	0	0.0	0	0

SINGLE-GAME HIGHS: RUSHING/RECEIVING

Rush Attempts	14 vs. Miami Dolphins, Oct 20, 2024 11 vs. Pittsburgh Steelers, Dec 16, 2023 8 at Tennessee Titans, Oct 13, 2024	All-Purpose Yards	92 at Tennessee Titans, Oct 13, 2024 86 at Jacksonville Jaguars, Oct 06, 2024 79 vs. Pittsburgh Steelers, Dec 16, 2023
Rushing Yards	69 vs. Pittsburgh Steelers, Dec 16, 2023 51 vs. Miami Dolphins, Oct 20, 2024 ...1 more at 51.	Kickoff Returns	3 at New York Jets, Nov 17, 2024 2 at New England Patriots, Dec 01, 2024 1 vs. Detroit Lions, Nov 24, 2024 ...3 more at 1.
Rushing Average	6.4 at Tennessee Titans, Oct 13, 2024 6.3 vs. Pittsburgh Steelers, Dec 16, 2023 3.6 vs. Miami Dolphins, Oct 20, 2024	Kickoff Return Yards	71 at New York Jets, Nov 17, 2024 49 at New England Patriots, Dec 01, 2024 36 at Houston Texans, Oct 27, 2024
Longest Runs	33 at Tennessee Titans, Oct 13, 2024 31 vs. Pittsburgh Steelers, Dec 16, 2023 19 vs. Miami Dolphins, Oct 20, 2024	Longest Kickoff Return	36 at Houston Texans, Oct 27, 2024 33 at New York Jets, Nov 17, 2024 29 at Jacksonville Jaguars, Oct 06, 2024
Rushing TDs	1 vs. Miami Dolphins, Oct 20, 2024	Kickoff Return Average	23.7 at New York Jets, Nov 17, 2024
Receptions	4 at Tennessee Titans, Oct 13, 2024 3 at Jacksonville Jaguars, Oct 06, 2024 2 vs. Buffalo Bills, Nov 10, 2024 ...2 more at 2.	Special Teams Tackles	1 at New York Jets, Nov 17, 2024 ...1 more at 1.
Receiving Yards	31 at Jacksonville Jaguars, Oct 06, 2024 15 at Atlanta Falcons, Dec 24, 2023 14 at Tennessee Titans, Oct 13, 2024	Most TDs	1 vs. Buffalo Bills, Nov 10, 2024 ...1 more at 1.
Receiving Average	10.3 at Jacksonville Jaguars, Oct 06, 2024 3.5 at Tennessee Titans, Oct 13, 2024	Scrimmage Yards	79 vs. Pittsburgh Steelers, Dec 16, 2023 65 at Tennessee Titans, Oct 13, 2024 57 at Jacksonville Jaguars, Oct 06, 2024
Longest Receptions	24 at Jacksonville Jaguars, Oct 06, 2024 15 at Atlanta Falcons, Dec 24, 2023 13 at Tennessee Titans, Oct 13, 2024		

2022 GAME-BY-GAME REGULAR-SEASON STATISTICS (PACKERS)

DATE	OPPONENT	P/S	RUSHING					RECEIVING					W/L	SCORE
			NO.	YDS.	AVG.	LG	TD	NO.	YDS.	AVG.	LG	TD		
09/11	at Vikings											L	7-23	
09/18	Bears											W	27-10	
09/25	at Buccaneers											W	14-12	
10/02	Patriots											W	27-24+	
10/09	Giants											L	22-27	
10/16	Jets											L	10-27	
10/23	at Commanders											L	21-23	
10/30	at Bills											L	17-27	
11/06	at Lions											L	9-15	
11/13	Cowboys											W	31-28+	
11/17	Titans											L	17-27	
11/27	at Eagles											L	33-40	
12/04	at Bears											W	28-19	
12/19	Rams											W	24-12	
12/25	at Dolphins											W	26-20	
01/01	Vikings											W	41-17	
01/08	Lions											L	16-20	
2022 TOTALS		0-0	0	0	0.0	0	0	0	0	0.0	0	0	8-9	

+ - Overtime

2023 GAME-BY-GAME REGULAR-SEASON STATISTICS (PACKERS/COLTS)

DATE	OPPONENT	P/S	RUSHING					RECEIVING					W/L	SCORE
			NO.	YDS.	AVG.	LG	TD	NO.	YDS.	AVG.	LG	TD		
09/10	at Bears											W	38-20	
09/17	at Texans											W	31-20	
09/24	at Ravens											W	22-19+	
10/01	Rams											L	23-29+	
10/08	Titans											W	23-16	
10/15	at Jaguars											L	20-37	
10/22	Browns											L	38-39	
10/29	Saints											L	27-38	
11/05	at Panthers											W	27-13	
11/12	at Patriots											W	10-6	
11/26	Buccaneers											W	27-20	
12/03	at Titans	P	0	0	0.0	0	0	2	11	5.5	7	0	W	31-28+
12/10	at Bengals	P	0	0	0.0	0	0	1	-2	-2.0	-2	0	L	14-34
12/16	Steelers	P	11	69	6.3	31	0	2	10	5.0	7	0	W	30-13
12/24	at Falcons	S	1	15	15.0	15	0	1	15	15.0	15	0	L	10-29
12/31	Raiders	P	1	3	3.0	3	0	0	0	0.0	0	0	W	23-20
01/06	Texans	P	0	0	0.0	0	0	0	0	0.0	0	0	L	19-23
2023 TOTALS		6-1	13	87	6.7	31	0	6	34	5.7	15	0	10-7	

+ - Overtime

2024 GAME-BY-GAME REGULAR-SEASON STATISTICS (COLTS)

DATE	OPPONENT	P/S	RUSHING				RECEIVING				W/L	SCORE		
			NO.	YDS.	AVG.	LG	TD	NO.	YDS.	AVG.			LG	TD
09/08	Texans											L	27-29	
09/15	at Packers	P	0	0	0.0	0	0	1	2	2.0	2	0	L	10-16
09/22	Bears	P	0	0	0.0	0	0	0	0	0.0	0	0	W	21-16
09/29	Steelers	P	0	0	0.0	0	0	0	0	0.0	0	0	W	27-24
10/06	at Jaguars	P	5	26	5.2	17	0	3	31	10.3	24	0	L	34-37
10/13	at Titans	P	8	51	6.4	33	0	4	14	3.5	13	0	W	20-17
10/20	Dolphins	P	14	51	3.6	19	1	0	0	0.0	0	0	W	16-10
10/27	at Texans	P	0	0	0.0	0	0	0	0	0.0	0	0	L	20-23
11/03	at Vikings	P	0	0	0.0	0	0	0	0	0.0	0	0	L	13-21
11/10	Bills	P	0	0	0.0	0	0	2	9	4.5	7	1	L	20-30
11/17	at Jets	P	0	0	0.0	0	0	0	0	0.0	0	0	W	28-27
11/24	Lions	P	0	0	0.0	0	0	0	0	0.0	0	0	L	6-24
12/01	at Patriots	P	0	0	0.0	0	0	0	0	0.0	0	0	W	25-24
12/15	at Broncos	P	1	3	3.0	3	0	0	0	0.0	0	0	L	13-31
12/22	Titans	P	4	22	5.5	7	0	0	0	0.0	0	0	W	38-30
12/29	at Giants	P	0	0	0.0	0	0	0	0	0.0	0	0	L	33-45
01/05	Jaguars	P	0	0	0.0	0	0	1	5	5.0	5	0	W	26-23+
2024 TOTALS		16-0	32	153	4.8	33	1	11	61	5.5	24	1	8-9	

+ - Overtime

2025 GAME-BY-GAME REGULAR-SEASON STATISTICS (COLTS)

DATE	OPPONENT	P/S	RUSHING				RECEIVING				W/L	SCORE		
			NO.	YDS.	AVG.	LG	TD	NO.	YDS.	AVG.			LG	TD
09/07	Dolphins											W	33-8	
09/14	Broncos											W	29-28	
09/21	at Titans	P	2	6	3.0	4	0	0	0	0.0	0	0	W	41-20
09/28	at Rams	P	0	0	0.0	0	0	1	0	0.0	0	0	L	20-27
10/05	Raiders											W	40-6	
10/12	Cardinals											W	31-27	
2025 TOTALS		2-0	2	6	3.0	4	0	1	0	0.0	0	0	5-1	

ANTHONY GOULD

WIDE RECEIVER

6

5-8 174 LBS
NFL EXP: 2
(2ND YEAR WITH THE COLTS)
BORN: 4/06/01



COLLEGE:
OREGON STATE

4TH-AND-SHORT

- In his rookie season, he played in eight games and recorded one reception for 23 yards. He also tallied seven kickoff returns for 206 yards (29.4 avg.) and 10 punt returns for 95 yards (9.5 avg.)
- Played in 43 career games (20 starts) at Oregon State (2019-23) and totaled 84 receptions for 1,360 yards and six touchdowns. He also added 11 carries for 83 yards and one touchdown. On special teams, he compiled 26 punt returns for 427 yards (16.4 avg.) and one kickoff return for 22 yards.
- All-Pac-12 Honorable Mention (2023).
- First Team All-Pac-12 (as a return specialist) (2022).
- First Team All-America (selection as a punt returner) (2022).

DOWN THE STRETCH

What is on your bucket list: Travel the world

Nicknames: Ant, AG

Who is your mentor: My mom

Favorite artist: Baby Money

What are your pet peeves: Picky eaters

What is your hidden talent: I'm an above average cook.

What are your hobbies off the field: Golf and playing video games.

Selected by the Colts in the fifth round (142nd overall) of the 2024 NFL Draft.

MILITARY DISCIPLINE

Gould's strict work ethic and disciplined mindset is a direct reflection of his military upbringing. His mother, Stacy Johnson, served as a master sergeant in the Army for 20 years, including deployments to Iraq and Cuba when Gould was young. As a single mom in the military, she instilled high standards of toughness in him and his older sister, resulting in a 'don't quit' mentality, which led him to overcome adversity both on and off the field. It was his mother who convinced him to honor his commitment to Oregon State after two years and put the work in for more playing time opposed to transferring.



NFL HIGHLIGHTS

CAREER

- Has appeared in 14 games in two seasons with the Colts (2024-25) and has tallied one reception for 23 yards. He also has returned 21 kickoffs for 585 yards (27.9 avg.) and 15 punts for 130 yards (8.7 avg.).

2025 SEASON (COLTS)

- Has appeared in six games and has returned 14 kickoffs for 379 yards (27.1 avg.) and five punts for 35 yards (7.0 avg.).

2024 SEASON (COLTS)

- In 2024, he appeared in eight games and recorded one reception for 23 yards. He also tallied seven kickoff returns for 206 yards (29.4 avg.) and 10 punt returns for 95 yards (9.5 avg.). In Week 15 at DEN, he posted one reception for 23 yards and two punt returns for 36.0 yards (18.0 avg.). His 36-yard punt return was the longest by the Colts in 2024. In Week 16 vs TEN, he returned three kickoffs for 97 yards (32.3 avg.) as well as two punt returns for 18 yards (9.0 avg.). He tallied a career-best 40-yard kickoff return.

COLLEGE

- Appeared in 43 career games (20 starts) at Oregon State (2019-23) and totaled 84 receptions for 1,360 yards and six touchdowns. He also added 11 carries for 83 yards and one touchdown. On special teams, he compiled 26 punt returns for 427 yards (16.4 avg.) and one kickoff return for 22 yards.
- In 2023, he earned All-Pac-12 Honorable Mention recognition after he saw action in 12 games (10 starts) and registered single-season career highs in receptions (44) and receiving yards (718) while also adding two touchdowns. Also returned seven punts for 113 yards (16.1 avg.). Against California, he tallied seven receptions for a season-high 117 receiving yards.
- Appeared in 10 games (seven starts) in 2022 and tallied 27 receptions for 457 yards and a single-season career-high three touchdowns. Added 14 punt returns for 260 yards (18.3 avg.) and two touchdowns as well as one kickoff return for 22 yards. Named a First Team All-America selection by The Sporting News as a punt returner and a First Team All-Pac-12 honoree by the conference as a return specialist. In a win against Montana State, he accumulated five receptions for 77 yards and two touchdowns as well as three punt returns for 104 yards (34.7 avg.) and one touchdown.
- Led the nation in punt return average (18.3 avg.) in 2022.
- In 2021, he saw action in 13 games (three starts) and accumulated 13 receptions for 185 yards and one touchdown. He also added five carries for 50 yards and one touchdown. On special teams, he compiled four punt returns for 41 yards (10.3 avg.). In a win vs. Hawaii, he compiled seven receptions for 119 yards and one touchdown.
- Competed in four games in 2020 and recorded one punt return for 13 yards.
- In 2019, he played in four games and redshirted the season.

PERSONAL

- Attended West Salem High School in Salem, Ore.
- Named a two-time First Team All-Conference selection (2017-18)
- Rated a three-star recruit by *247Sports*.
- As a senior, he accumulated 1,009 receiving yards and 16 receiving touchdowns.
- Registered 35 receptions for 709 yards and 18 touchdowns as a junior.
- Finished second in the 2018 6A state championship in the 100 meters.
- Graduated with a degree in business administration.
- A native of Leavenworth, Kan.

ANTHONY GOULD

WIDE RECEIVER

6

TRANSACTIONS

- Selected by the Colts in the fifth round (142nd overall) of the 2024 NFL Draft.

ANTHONY GOULD'S - NFL REGULAR SEASON STATISTICS

DATE	TEAM	RECEIVING							RUSHING				
		GP	GS	NO.	YDS.	AVG.	LG	TD	NO.	YDS.	AVG.	LG	TD
2024	Colts	8	0	1	23	23.0	23	0	0	0	0.0	0	0
2025	Colts	6	0	0	0	0.0	0	0	0	0	0.0	0	0
TOTALS		14	0	1	23	23.0	23	0	0	0	0.0	0	0

ANTHONY GOULD'S - NFL REGULAR SEASON STATISTICS

DATE	TEAM	KICKOFF RETURNS					PUNT RETURNS					
		RET.	YDS.	AVG.	LG	TD	NO.	FC	YDS.	AVG.	LG	TD
2024	Colts	7	206	29.4	40	0	10	8	95	9.5	36	0
2025	Colts	14	379	27.1	39	0	5	4	35	7.0	16	0
TOTALS		21	585	27.9	40	0	15	12	130	8.7	36	0

SINGLE-GAME HIGHS: RUSHING/RECEIVING

Longest Receptions 23 at Denver Broncos, Dec 15, 2024
All-Purpose Yards 122 at Los Angeles Rams, Sep 28, 2025
 115 vs. Tennessee Titans, Dec 22, 2024
 109 vs. Houston Texans, Sep 08, 2024
Kickoff Returns 4 at Los Angeles Rams, Sep 28, 2025
 ...1 more at 4.
Kickoff Return Yards 109 vs. Houston Texans, Sep 08, 2024
 104 at Tennessee Titans, Sep 21, 2025
 97 vs. Tennessee Titans, Dec 22, 2024
Longest Kickoff Return 40 vs. Tennessee Titans, Dec 22, 2024
 39 at Tennessee Titans, Sep 21, 2025
 38 at Los Angeles Rams, Sep 28, 2025
Fair Catches 2 at New York Giants, Dec 29, 2024
 ...1 more at 2.

Punt Return Yards 36 at Denver Broncos, Dec 15, 2024
 31 at Los Angeles Rams, Sep 28, 2025
 19 vs. Chicago Bears, Sep 22, 2024
Longest Punt Return 36 at Denver Broncos, Dec 15, 2024
 19 vs. Chicago Bears, Sep 22, 2024
 16 at Los Angeles Rams, Sep 28, 2025
Punt Returns 3 vs. Jacksonville Jaguars, Jan 05, 2025
 2 at Los Angeles Rams, Sep 28, 2025
 ...3 more at 2.
Punt Return Average 4.0 vs. Jacksonville Jaguars, Jan 05, 2025
Kickoff Return Average 34.7 at Tennessee Titans, Sep 21, 2025
 32.3 vs. Tennessee Titans, Dec 22, 2024
 27.3 vs. Houston Texans, Sep 08, 2024

2024 GAME-BY-GAME REGULAR-SEASON STATISTICS (COLTS)

DATE	OPPONENT	P/S	RECEIVING					RUSHING					W/L	SCORE
			NO.	YDS.	AVG.	LG	TD	NO.	YDS.	AVG.	LG	TD		
09/08	Texans	P	0	0	0.0	0	0	0	0	0.0	0	0	L	27-29
09/15	at Packers	P	0	0	0.0	0	0	0	0	0.0	0	0	L	10-16
09/22	Bears	P	0	0	0.0	0	0	0	0	0.0	0	0	W	21-16
09/29	Steelers												W	27-24
10/06	at Jaguars												L	34-37
10/13	at Titans												W	20-17
10/20	Dolphins												W	16-10
10/27	at Texans												L	20-23
11/03	at Vikings												L	13-21
11/10	Bills												L	20-30
11/17	at Jets												W	28-27
11/24	Lions												L	6-24
12/01	at Patriots	P	0	0	0.0	0	0	0	0	0.0	0	0	W	25-24
12/15	at Broncos	P	1	23	23.0	23	0	0	0	0.0	0	0	L	13-31
12/22	Titans	P	0	0	0.0	0	0	0	0	0.0	0	0	W	38-30
12/29	at Giants	P	0	0	0.0	0	0	0	0	0.0	0	0	L	33-45
01/05	Jaguars	P	0	0	0.0	0	0	0	0	0.0	0	0	W	26-23+
2024 TOTALS		8-0	1	23	23.0	23	0	0	0	0.0	0	0	8-9	

+ - Overtime

ANTHONY GOULD

WIDE RECEIVER

6

2025 GAME-BY-GAME REGULAR-SEASON STATISTICS (COLTS)

DATE	OPPONENT	P/S	RECEIVING					RUSHING					W/L	SCORE
			NO.	YDS.	AVG.	LG	TD	NO.	YDS.	AVG.	LG	TD		
09/07	Dolphins	P	0	0	0.0	0	0	0	0	0.0	0	0	W	33-8
09/14	Broncos	P	0	0	0.0	0	0	0	0	0.0	0	0	W	29-28
09/21	at Titans	P	0	0	0.0	0	0	0	0	0.0	0	0	W	41-20
09/28	at Rams	P	0	0	0.0	0	0	0	0	0.0	0	0	L	20-27
10/05	Raiders	P	0	0	0.0	0	0	0	0	0.0	0	0	W	40-6
10/12	Cardinals	P	0	0	0.0	0	0	0	0	0.0	0	0	W	31-27
2025 TOTALS		6-0	0	0	0.0	0	0	0	0	0.0	0	0	5-1	

BUDDY JOHNSON

LINEBACKER

59

6-2 240 LBS

NFL EXP: 5

(1ST YEAR WITH THE COLTS)

BORN: 2/27/99



COLLEGE:
TEXAS A&M

4TH-AND-SHORT

- In his first four seasons, he played in 21 career games with the Dallas Cowboys (2023-24), Chicago Bears (2023), Houston Texans (2022), San Francisco 49ers (2022) and Pittsburgh Steelers (2021-22) and compiled two solo tackles and 12 special teams stops. Also appeared in one postseason contest.
- Saw action in 47 games (23 starts) across four seasons at Texas A&M (2017-2020) and compiled 210 tackles (102 solo), 24.5 tackles for loss, 6.5 sacks, five passes defended, one interception returned for a touchdown, three forced fumbles and two fumble recoveries.
- A Dallas native.



Signed to the Colts active roster from the Dallas Cowboys practice squad on September 30, 2025.

NFL HIGHLIGHTS

CAREER

- Has played in 22 career games in his time with the Colts (2025), Cowboys (2023-25), Chicago Bears (2023), Houston Texans (2022), San Francisco 49ers (2022) and Pittsburgh Steelers (2021-22) and has compiled two solo tackles and 15 special teams stops. He has also appeared in one postseason contest.

2025 SEASON (COWBOYS/COLTS)

- Has appeared in one game and has posted three special teams tackles.

2024 SEASON (COWBOYS)

- Saw action in 14 games and tallied eight special teams stops

2023 SEASON (COWBOYS)

- Appeared in two contests and compiled two solo tackles and two special teams stops. Also saw action in one postseason game.

2022 SEASON (49ERS/TEXANS)

- Spent time on the 49ers and Texans practice squads.

2021 SEASON (STEELERS)

- Appeared in four games and recorded two special teams tackles.

COLLEGE

- Saw action in 47 games (23 starts) across four seasons at Texas A&M (2017-2020) and compiled 210 tackles (102 solo), 24.5 tackles for loss, 6.5 sacks, five passes defended, one interception returned for a touchdown, three forced fumbles and two fumble recoveries.
- As a senior, he started all 10 games and recorded 86 tackles (41 solo), 8.5 tackles for loss, 4.0 sacks, four passes defended, one interception returned for a touchdown and two forced fumbles.
- In 2019, he started all 13 games and totaled 77 tackles (38 solo), 9.5 tackles for loss, 1.0 sack, one pass defended, one forced fumble and one fumble recovery.
- In 2018, he appeared in 12 games and compiled 27 tackles (10 solo), 5.0 tackles for loss, half a sack and one fumble recovery.
- As a true freshman, he played in 12 games and collected 20 tackles (nine solo), 1.5 tackles for loss and 1.0 sack.

PERSONAL

- Attended Dallas (Texas) Kimball High School.
- Kimball's leading rusher and receiver in 2016

with 472 rushing yards and 446 receiving yards, in addition to 268 passing yards.

- Earned first-team all-district honors at linebacker as a senior in 2016 after earning second-team recognition at quarterback as a junior.
- Four-star prospect by *Rivals*.
- Rated the No. 45 athlete in the nation.
- Was rated a three-star athlete by *247Sports*.
- A Dallas native.

TRANSACTIONS

- Signed to the Colts active roster from the Dallas Cowboys practice squad on September 30, 2025.
- Signed to the Cowboys practice squad on September 5, 2025.
- Signed to the Dallas active roster from the practice squad on September 4, 2025.
- Signed to the Cowboys practice squad on August 27, 2025.
- Waived by Dallas on August 26, 2025.
- Signed by the Cowboys as a free agent on January 15, 2024.
- Signed to the Dallas practice squad on January 15, 2024.
- Signed to the Cowboys active roster from the practice squad on January 13, 2024.
- Signed to the Dallas practice squad on January 8, 2024.
- Signed to the Cowboys active roster from the practice squad on January 6, 2024.
- Signed to the Dallas practice squad on January 1, 2024.
- Signed to the Cowboys active roster from the practice squad on December 30, 2023.
- Signed to the Dallas practice squad on October 24, 2023.
- Waived by the Chicago Bears on October 3, 2023.
- Signed by the Bears as a free agent on July 25, 2023.
- Released from the Houston Texans practice squad on January 16, 2023.
- Signed to the Houston practice squad on November 1, 2022.
- Released from the San Francisco 49ers practice squad on October 18, 2022.
- Signed to the San Francisco practice squad on September 5, 2022.
- Waived by the Pittsburgh Steelers on August 30, 2022.
- Selected by the Steelers in the fourth round (140th overall) of the 2021 NFL Draft.

BUDDY JOHNSON'S - NFL REGULAR SEASON STATISTICS

DATE	TEAM	GP	GS	TACKLES							INTERCEPTIONS				FUMBLES				ST			MISC					
				TK	S	A	TFL	YDS	SK	YDS	QBH	NO	YDS	LG	TD	PD	FF	FR	TD	YDS	TK	S	A	FF	FR	S	A
2021	Steelers	4	0	0	0	0	0	0	0	0.0	0.0	0	0	0	0	0	0	0	0	2	2	0	0	0	0	0	
2022	49ers	0	0	0	0	0	0	0	0	0.0	0.0	0	0	0	0	0	0	0	0	0	0	0	0	0	0		
Went from San Francisco to Houston .																											
2022	Texans	0	0	0	0	0	0	0	0	0.0	0.0	0	0	0	0	0	0	0	0	0	0	0	0	0	0	0	
2022	TOTAL	0	0	0	0	0	0	0	0	0.0	0.0	0	0	0	0	0	0	0	0	0	0	0	0	0	0	0	
2023	Bears	0	0	0	0	0	0	0	0	0.0	0.0	0	0	0	0	0	0	0	0	0	0	0	0	0	0	0	
Went from Chicago to Dallas .																											
2023	Cowboys	2	0	2	2	0	0	0	0.0	0.0	0	0	0	0	0	0	0	0	0	0	2	1	1	0	0	0	
2023	TOTAL	2	0	2	2	0	0	0	0.0	0.0	0	0	0	0	0	0	0	0	0	0	2	1	1	0	0	0	
2024	Cowboys	14	0	0	0	0	0	0	0.0	0.0	0	0	0	0	0	0	0	0	0	0	8	3	5	0	0	0	
2025	Cowboys	0	0	0	0	0	0	0	0.0	0.0	0	0	0	0	0	0	0	0	0	0	0	0	0	0	0	0	
Went from Dallas to Indianapolis .																											
2025	Colts	1	0	0	0	0	0	0	0.0	0.0	0	0	0	0	0	0	0	0	0	0	3	3	0	0	0	0	
2025	TOTAL	1	0	0	0	0	0	0	0.0	0.0	0	0	0	0	0	0	0	0	0	0	3	3	0	0	0	0	
TOTALS		21	0	2	2	0	0	0	0.0	0.0	0	0	0	0	0	0	0	0	0	15	9	6	0	0	0	0	

BUDDY JOHNSON'S - NFL POSTSEASON STATISTICS

DATE	TEAM	GP	GS	TACKLES							INTERCEPTIONS				FUMBLES				ST			MISC				
				TK	S	A	TFL	YDS	SK	YDS	QBH	NO	YDS	LG	TD	PD	FF	FR	TD	YDS	TK	S	A	FF	FR	S
2021	Steelers	0	0	0	0	0	0	0	0.0	0.0	0	0	0	0	0	0	0	0	0	0	0	0	0	0	0	0
2023	Cowboys	1	0	0	0	0	0	0	0.0	0.0	0	0	0	0	0	0	0	0	0	0	0	0	0	0	0	0
TOTALS		1	0	0	0	0	0	0	0.0	0.0	0	0	0	0	0	0	0	0	0	0	0	0	0	0	0	0

SINGLE-GAME HIGHS: DEFENSIVE

Total Tackles 2 at Washington Commanders, Jan 07, 2024
Solo Tackles 2 at Washington Commanders, Jan 07, 2024

Special Teams Tackles 3 at Atlanta Falcons, Nov 03, 2024
 2 at Washington Commanders, Jan 07, 2024
 1 vs. Tampa Bay Buccaneers, Dec 22, 2024
 ...6 more at 1.

2021 GAME-BY-GAME REGULAR-SEASON STATISTICS (STEELERS)

DATE	OPPONENT	P/S	TACKLES							INTERCEPTIONS				FUMBLES				ST			MISC									
			TK	S	A	SK	YDS	TFL	YDS	QBH	NO	YDS	LG	TD	PD	FF	FR	TD	YDS	TK	S	A	FF	FR	S	A				
09/12	at Bills	P	0	0	0	0	0	0	0	0	0	0	0	0	0	0	0	0	0	0	0	0	0	0	0	W	23-16			
09/19	Raiders	P	0	0	0	0	0	0	0	0	0	0	0	0	0	0	0	0	0	0	0	0	0	0	0	L	17-26			
09/26	Bengals		DID NOT PLAY (NON-INJURY)																											
10/03	at Packers		ON INACTIVE LIST																											
10/10	Broncos		ON INACTIVE LIST																											
10/17	Seahawks		ON INACTIVE LIST																											
10/31	at Browns		ON INACTIVE LIST																											
11/08	Bears		ON INACTIVE LIST																											
11/14	Lions		ON INACTIVE LIST																											
11/21	at Chargers		ON INACTIVE LIST																											
11/28	at Bengals		ON INACTIVE LIST																											
12/05	Ravens	P	0	0	0	0	0	0	0	0	0	0	0	0	0	0	0	0	1	1	0	0	0	0	0	W	20-19			
12/09	at Vikings	P	0	0	0	0	0	0	0	0	0	0	0	0	0	0	0	0	1	1	0	0	0	0	0	L	28-36			
12/19	Titans		ON INACTIVE LIST																											
12/26	at Chiefs		ON INACTIVE LIST																											
01/03	Browns		ON INACTIVE LIST																											
01/09	at Ravens		INJURED RESERVE																											
2021 TOTALS		4-0	0	0	0	0	0	0	0	0	0	0	0	0	0	0	0	0	2	2	0	0	0	0	0	0	9-7			

+ - Overtime

2025 GAME-BY-GAME REGULAR-SEASON STATISTICS (COWBOYS/COLTS)

DATE	OPPONENT	P/S	TACKLES							INTERCEPTIONS				FUMBLES			ST			MISC		W/L	SCORE				
			TK	S	A	SK	YDS	TFL	YDS	QBH	NO	YDS	LG	TD	PD	FF	FR	TD	YDS	TK	S			A	FF	FR	S
09/04	at Eagles																									L	20-24
09/14	Giants																									W	40-37+
09/21	at Bears																									L	14-31
09/28	Packers																									T	40-40+
10/05	Raiders																									W	40-6
10/12	Cardinals	P	0	0	0	0	0	0	0	0	0	0	0	0	0	0	0	0	3	3	0	0	0	0	0	W	31-27
2025 TOTALS		1-0	0	0	0	0	0	0	0	0	0	0	0	0	0	0	0	0	3	3	0	0	0	0		3-2-1	

+ - Overtime

2021 GAME-BY-GAME POSTSEASON STATISTICS (STEELERS)

DATE	OPPONENT	P/S	TACKLES							INTERCEPTIONS				FUMBLES			ST			MISC		W/L	SCORE				
			TK	S	A	SK	YDS	TFL	YDS	QBH	NO	YDS	LG	TD	PD	FF	FR	TD	YDS	TK	S			A	FF	FR	S
01/16	at Chiefs																									L	21-42
2021 TOTALS			0	0	0	0	0	0	0	0	0	0	0	0	0	0	0	0	0	0	0	0	0	0		0-1	

2023 GAME-BY-GAME POSTSEASON STATISTICS (COWBOYS)

DATE	OPPONENT	P/S	TACKLES							INTERCEPTIONS				FUMBLES			ST			MISC		W/L	SCORE				
			TK	S	A	SK	YDS	TFL	YDS	QBH	NO	YDS	LG	TD	PD	FF	FR	TD	YDS	TK	S			A	FF	FR	S
01/14	Packers	P	0	0	0	0	0	0	0	0	0	0	0	0	0	0	0	0	0	0	0	0	0	0	0	L	32-48
2023 TOTALS		1-0	0	0	0	0	0	0	0	0	0	0	0	0	0	0	0	0	0	0	0	0	0	0		0-1	

ERIC JOHNSON II

DEFENSIVE TACKLE

98

6-4 320 LBS

NFL EXP: 4

(3RD YEAR WITH THE COLTS)

BORN: 7/16/98



COLLEGE:
MISSOURI STATE

4TH-AND-SHORT

- In three seasons with the Patriots (2024) and Colts (2022-23), he has played in 39 games and has totaled 35 tackles (nine solo), 1.0 tackle for loss, 1.0 sack and one fumble recovery.
- 2x Second Team All-Missouri Valley Football Conference (2020, 2021).
- His father, Eric Johnson, was an All-MVFC defensive lineman at Illinois State in 1996 and participated in training camp with the New York Jets in 1997. He played professionally in the CFL, XFL and indoor football league for 10 seasons.



Claimed by the Colts off waivers
(New England) on May 15, 2025.



NFL HIGHLIGHTS

CAREER

- In four seasons with the Colts (2022-23, 2025) and Patriots (2024), he has played in 43 games and has totaled 37 tackles (11 solo), 2.0 tackles for loss, 1.0 sack and one fumble recovery.

2025 SEASON (COLTS)

- Has played in four games and has tallied two solo tackles and 1.0 tackle for loss.

2024 SEASON (PATRIOTS)

- Appeared in 11 games and registered 17 tackles (two solo).

2023 SEASON (COLTS)

- Played in 14 games and recorded 15 tackles (six solo), 1.0 tackle for loss and 1.0 sack.

2022 SEASON (COLTS)

- Saw action in 14 games and compiled three tackles (one solo) and one fumble recovery.

COLLEGE

- Appeared in 55 games (47 starts) at Missouri State (2016-21) and compiled 131 tackles (56 solo), 19.5 tackles for loss, 6.5 sacks, two passes defended, two forced fumbles, three fumble recoveries, two blocked field goals and two blocked extra points. Played in a school-record 55 consecutive games as a five-year starter.
- In 2021, he earned Second Team All-MVFC honors after he started all 12 games and compiled 43 tackles (19 solo), 6.5 tackles for loss, 1.5 sacks, two passes defended, one forced fumble, one fumble recovery and two blocked extra points.
- Started 10 games in 2020 and registered 27 tackles (15 solo), 6.0 tackles for loss, 1.5 sacks, one fumble recovery and one blocked field goal. Earned Second Team All-MVFC honors.
- In 2019, he played in all 11 games (nine starts) in 2018 and registered 25 tackles (13 solo), 4.0

tackles for loss, 2.5 sacks, one forced fumble, one fumble recovery and one blocked field goal.

- In 2017, he played in all 11 games (nine starts) and tallied 18 tackles (six solo), 3.0 tackles for loss and 1.0 sack.
- Redshirted the 2016 season.

PERSONAL

- Attended Plainfield South (Ill.) High School.
- Compiled 29.0 tackles for loss and 17.0 sacks for the Cougars en route to earning his second straight all-conference recognition in 2015.
- Successful wrestler, who finished second at the 2015 IHSA Class 3A state tournament and carried the top ranking in his weight class into his senior year.
- Also lettered in track.
- Participated in the NFLPA Collegiate Bowl and Senior Bowl.
- His father, Eric Johnson, was an All-MVFC defensive lineman at Illinois State in 1996 and participated in training camp with the New York Jets in 1997. He played professionally in the CFL, XFL and indoor football league for 10 seasons.
- His younger brother, Marcellus, is a rising redshirt senior offensive lineman at Eastern Michigan.
- Born in Normal, Ill. and raised in Plainfield, Ill.

TRANSACTIONS

- Claimed by the Colts off waivers (New England) on May 15, 2025.
- Waived by the New England Patriots on May 14, 2025.
- Claimed by the Patriots off waivers (Indianapolis) on August 28, 2024.
- Waived by Indianapolis on August 27, 2024.
- Selected by the Colts in the fifth round (159th overall) of the 2022 NFL Draft.

ERIC JOHNSON II'S - NFL REGULAR SEASON STATISTICS

DATE	TEAM	GP	GS	TACKLES								INTERCEPTIONS				FUMBLES				ST				MISC				
				TK	S	A	TFL	YDS	SK	YDS	QBH	NO	YDS	LG	TD	PD	FF	FR	TD	YDS	TK	S	A	FF	FR	S	A	
2022	Colts	14	0	3	1	2	0	0	0.0	0.0	0	0	0	0	0	1	0	0	0	0	0	0	0	0	0	0	0	0
2023	Colts	14	0	15	6	9	1	1	1.0	5.0	3	0	0	0	0	0	0	0	0	0	0	0	0	0	0	0	0	0
2024	Colts	1	0	0	0	0	0	0	0.0	0.0	0	0	0	0	0	0	0	0	0	0	0	0	0	0	0	0	0	0
2025	Colts	4	0	2	2	0	1	6	0.0	0.0	0	0	0	0	0	0	0	0	0	0	0	0	0	0	0	0	0	0
TOTALS		33	0	20	9	11	2	7	1.0	5.0	3	0	0	0	0	0	1	0	0	0	0	0	0	0	0	0	0	0

SINGLE-GAME HIGHS: DEFENSIVE

Total Tackles 2 vs. Las Vegas Raiders, Dec 31, 2023
...3 more at 2.

Solo Tackles 2 at New England Patriots, Nov 12, 2023
1 vs. Las Vegas Raiders, Dec 31, 2023
...4 more at 1.

Sacks 0.5 at Tennessee Titans, Dec 03, 2023

Tackles For Loss 1 at Jacksonville Jaguars, Oct 15, 2023

2022 GAME-BY-GAME REGULAR-SEASON STATISTICS (COLTS)

DATE	OPPONENT	P/S	TACKLES					INTERCEPTIONS					FUMBLES			ST			MISC		W/L	SCORE					
			TK	S	A	SK	YDS	TFL	YDS	QBH	NO	YDS	LG	TD	PD	FF	FR	TD	YDS	TK			S	A	FF	FR	S
09/11	at Texans	P	0	0	0	0.0	0.0	0	0	0	0	0	0	0	0	0	0	0	0	0	0	0	0	0	0	T	20-20
09/18	at Jaguars	P	0	0	0	0.0	0.0	0	0	0	0	0	0	0	0	0	0	0	0	0	0	0	0	0	0	L	0-24
09/25	Chiefs	P	0	0	0	0.0	0.0	0	0	0	0	0	0	0	0	0	0	0	0	0	0	0	0	0	0	W	20-17
10/02	Titans	P	0	0	0	0.0	0.0	0	0	0	0	0	0	0	0	0	0	0	0	0	0	0	0	0	0	L	17-24
10/06	at Broncos	P	0	0	0	0.0	0.0	0	0	0	0	0	0	0	0	0	0	0	0	0	0	0	0	0	0	W	12-9+
10/16	Jaguars																									W	34-27
10/23	at Titans																									L	10-19
10/30	Commanders	P	0	0	0	0.0	0.0	0	0	0	0	0	0	0	0	0	0	0	0	0	0	0	0	0	0	L	16-17
11/06	at Patriots	P	0	0	0	0.0	0.0	0	0	0	0	0	0	0	0	0	0	0	0	0	0	0	0	0	0	L	3-26
11/13	at Raiders	P	1	0	1	0.0	0.0	0	0	0	0	0	0	0	0	0	0	0	0	0	0	0	0	0	0	W	25-20
11/20	Eagles	P	0	0	0	0.0	0.0	0	0	0	0	0	0	0	0	1	0	0	0	0	0	0	0	0	0	L	16-17
11/28	Steelers	P	2	1	1	0.0	0.0	0	0	0	0	0	0	0	0	0	0	0	0	0	0	0	0	0	0	L	17-24
12/04	at Cowboys	P	0	0	0	0.0	0.0	0	0	0	0	0	0	0	0	0	0	0	0	0	0	0	0	0	0	L	19-54
12/17	at Vikings	P	0	0	0	0.0	0.0	0	0	0	0	0	0	0	0	0	0	0	0	0	0	0	0	0	0	L	36-39+
12/26	Chargers	P	0	0	0	0.0	0.0	0	0	0	0	0	0	0	0	0	0	0	0	0	0	0	0	0	0	L	3-20
01/01	at Giants																									L	10-38
01/08	Texans	P	0	0	0	0.0	0.0	0	0	0	0	0	0	0	0	0	0	0	0	0	0	0	0	0	0	L	31-32
2022 TOTALS			14	0	3	1	2	0	0	0	0	0	0	0	0	0	0	0	0	0	0	0	0	0	0	0	4-12-1

+ - Overtime

2023 GAME-BY-GAME REGULAR-SEASON STATISTICS (COLTS)

DATE	OPPONENT	P/S	TACKLES					INTERCEPTIONS					FUMBLES			ST			MISC		W/L	SCORE					
			TK	S	A	SK	YDS	TFL	YDS	QBH	NO	YDS	LG	TD	PD	FF	FR	TD	YDS	TK			S	A	FF	FR	S
09/10	Jaguars	P	2	1	1	0.0	0.0	0	0	0	0	0	0	0	0	0	0	0	0	0	0	0	0	0	0	L	21-31
09/17	at Texans	P	1	0	1	0.0	0.0	0	0	0	1	0	0	0	0	0	0	0	0	0	0	0	0	0	0	W	31-20
09/24	at Ravens	P	0	0	0	0.0	0.0	0	0	0	0	0	0	0	0	0	0	0	0	0	0	0	0	0	0	W	22-19+
10/01	Rams	P	1	1	0	0.0	0.0	0	0	0	0	0	0	0	0	0	0	0	0	0	0	0	0	0	0	L	23-29+
10/08	Titans	P	1	0	1	0.0	0.0	0	0	0	0	0	0	0	0	0	0	0	0	0	0	0	0	0	0	W	23-16
10/15	at Jaguars	P	1	1	0	0.0	0.0	1	1	0	0	0	0	0	0	0	0	0	0	0	0	0	0	0	0	L	20-37
10/22	Browns	P	1	0	1	0.0	0.0	0	0	0	0	0	0	0	0	0	0	0	0	0	0	0	0	0	0	L	38-39
10/29	Saints																									L	27-38
11/05	at Panthers	P	1	0	1	0.5	5.0	0	0	1	0	0	0	0	0	0	0	0	0	0	0	0	0	0	0	W	27-13
11/12	at Patriots	P	2	2	0	0.0	0.0	0	0	0	0	0	0	0	0	0	0	0	0	0	0	0	0	0	0	W	10-6
11/26	Buccaneers	P	1	0	1	0.0	0.0	0	0	0	0	0	0	0	0	0	0	0	0	0	0	0	0	0	0	W	27-20
12/03	at Titans	P	1	0	1	0.5	0.0	0	0	1	0	0	0	0	0	0	0	0	0	0	0	0	0	0	0	W	31-28+
12/10	at Bengals																									L	14-34
12/16	Steelers	P	1	0	1	0.0	0.0	0	0	0	0	0	0	0	0	0	0	0	0	0	0	0	0	0	0	W	30-13
12/24	at Falcons																									L	10-29
12/31	Raiders	P	2	1	1	0.0	0.0	0	0	0	0	0	0	0	0	0	0	0	0	0	0	0	0	0	0	W	23-20
01/06	Texans	P	0	0	0	0.0	0.0	0	0	0	0	0	0	0	0	0	0	0	0	0	0	0	0	0	0	L	19-23
2023 TOTALS			14	0	15	6	9	1	0	5	0	1	1	3	0	0	0	0	0	0	0	0	0	0	0	9-8	

+ - Overtime

2024 GAME-BY-GAME REGULAR-SEASON STATISTICS (COLTS)

DATE	OPPONENT	P/S	TACKLES							INTERCEPTIONS				FUMBLES			ST			MISC		W/L	SCORE				
			TK	S	A	SK	YDS	TFL	YDS	QBH	NO	YDS	LG	TD	PD	FF	FR	TD	YDS	TK	S			A	FF	FR	S
09/08	Texans																									L	27-29
09/15	at Packers																									L	10-16
09/22	Bears																									W	21-16
09/29	Steelers																									W	27-24
10/06	at Jaguars																									L	34-37
10/13	at Titans																									W	20-17
10/20	Dolphins																									W	16-10
10/27	at Texans																									L	20-23
11/03	at Vikings																									L	13-21
11/10	Bills																									L	20-30
11/17	at Jets																									W	28-27
11/24	Lions																									L	6-24
12/01	at Patriots	P	0	0	0	0	0	0	0	0	0	0	0	0	0	0	0	0	0	0	0	0	0	0	0	W	25-24
12/15	at Broncos																									L	13-31
12/22	Titans																									W	38-30
12/29	at Giants																									L	33-45
01/05	Jaguars																									W	26-23+
2024 TOTALS		1-0	0	0	0	0	0	0	0	0	0	0	0	0	0	0	0	0	0	0	0	0	0	0	0	0	8-9

+ - Overtime

2025 GAME-BY-GAME REGULAR-SEASON STATISTICS (COLTS)

DATE	OPPONENT	P/S	TACKLES							INTERCEPTIONS				FUMBLES			ST			MISC		W/L	SCORE					
			TK	S	A	SK	YDS	TFL	YDS	QBH	NO	YDS	LG	TD	PD	FF	FR	TD	YDS	TK	S			A	FF	FR	S	A
09/07	Dolphins	P	1	1	0	0	0	0	0	0	0	0	0	0	0	0	0	0	0	0	0	0	0	0	0	0	W	33-8
09/14	Broncos	P	0	0	0	0	0	0	0	0	0	0	0	0	0	0	0	0	0	0	0	0	0	0	0	0	W	29-28
09/21	at Titans	P	1	1	0	0	0	0	0	1	6	0	0	0	0	0	0	0	0	0	0	0	0	0	0	0	W	41-20
09/28	at Rams																									L	20-27	
10/05	Raiders																									W	40-6	
10/12	Cardinals	P	0	0	0	0	0	0	0	0	0	0	0	0	0	0	0	0	0	0	0	0	0	0	0	W	31-27	
2025 TOTALS		4-0	2	2	0	0	0	0	0	1	6	0	0	0	0	0	0	0	0	0	0	0	0	0	0	0	5-1	

DANIEL JONES

QUARTERBACK


17

6-5 230 LBS

NFL EXP: 7

(1ST YEAR WITH THE COLTS)

BORN: 5/27/97



**COLLEGE:
DUKE**

4TH-AND-SHORT

- In his first six seasons, he started 69-of-70 career games in his time with the Vikings (2024) and Giants (2019-24). He has completed 1,437-of-2,241 passes for 14,582 yards with 70 touchdowns and 47 interceptions for an 84.3 passer rating. Jones has also compiled 399 carries for 2,179 yards (5.5 avg.) and 15 touchdowns. He has started two postseason contests and has completed 39-of-62 passes for 436 yards with two touchdowns and one interception for an 87.8 passer rating. Jones also rushed for 102 yards on 23 carries (4.4 avg.).
- Set the Giants franchise record for single-season quarterback rushing yards (708) in 2022.
- Became the first quarterback in Giants history to reach 2,500 passing yards and 400 rushing yards in a single season in 2020.



Signed by the Colts as an unrestricted free agent on March 13, 2025

@Daniel_Jones10

@danieljones3

NFL HIGHLIGHTS

CAREER

- Has started 75-of-76 career games in his time with the Colts (2025), Vikings (2024) and Giants (2019-24) and has completed 1,566-of-2,421 passes for 16,084 yards with 78 touchdowns and 50 interceptions for an 85.8 passer rating. Jones has also compiled 423 carries for 2,255 yards (5.3 avg.) and 19 touchdowns. He has started two postseason contests and has completed 39-of-62 passes for 436 yards with two touchdowns and one interception for an 87.8 passer rating. Jones also rushed for 102 yards on 23 carries (4.4 avg.).

2025 SEASON (COLTS)

- Has started six games and has completed 129-of-180 passes for 1,502 yards and eight touchdowns with three interceptions for a 104.4 passer rating. He has also rushed 24 times for 76 yards and four touchdowns. In Week 1 vs MIA, he completed 22-of-29 passes for 272 yards and one touchdown, and tallied seven carries for 26 yards and a career-high two touchdowns. Jones became the sixth player in NFL history to have at least 250 passing yards and at least two rushing touchdowns in a season opener joining Josh Allen, John Elway, Troy Aikman, Otto Graham and Jim McMahon. He also became the seventh quarterback in league history to tally two rushing touchdowns and one passing touchdown in Week 1 since at least 1972. In Week 2 vs. DEN, his 316 passing yards marked the first time he recorded back-to-back games of over 270 passing yards since Weeks 16 and 17 of 2019. He also threw for 236 yards in the first half, surpassing his previous single-game career high of 197 in Week 1. In Week 3 at TEN, he completed 18-of-25 passes for 228 yards and one touchdown. His 816 passing yards through Week 3 marked the most passing yards by a Colts quarterback in the first three games of a season since Andrew Luck in 2016 (913). In Week 5 vs. LV, he completed 20-of-29 passes for 212 yards and two touchdowns, becoming the first Colts quarterback to throw for 200+ yards in each of the first five games of a season since Peyton Manning in 2010. In Week 6 vs. ARI, he completed 22-of-30 passes for 212 yards with two touchdowns and one interception. He also added five carries for 20 yards and one touchdown, marking his fifth career game with at least two passing touchdowns and one rushing touchdown. It also marked his sixth-straight game with 200+ passing yards, the most consecutive of his career. He also became the first Colts quarterback since Andrew Luck in 2015 to open the season with six-consecutive games surpassing 200+ passing yards.

2024 SEASON (GIANTS/VIKINGS)

- In 2024, he started all 10 games he saw action in with the Giants and completed 216-of-341 passes for 2,070 yards and eight touchdowns with seven interceptions. Added 67 carries for 265 yards and two touchdowns. Also spent time on Minnesota's practice squad and was active for their postseason contest.

2023 SEASON (GIANTS)

- In 2023, he started all six games he appeared in and completed 108-of-160 passes for 909 yards and two touchdowns with six interceptions. Also compiled 206 rushing yards and one touchdown on 40 carries. He was placed on the Injured Reserve list on November 8.

2022 SEASON (GIANTS)

- Started all 16 games he appeared in during the 2022 season and completed 317-of-472 passes for 3,205 yards and 15 touchdowns with five interceptions. He set single-season career highs in completions, passing yards and passer rating (92.5). On the ground, he had season-single career highs in carries (120), rushing yards (708) and touchdowns (seven). His 708 rushing yards are the most by a Giants quarterback in single-season history. In Week 7 at Jacksonville, he earned NFC Offensive Player of the Week honors after he completed 19-of-30 passes for 202 yards and one touchdown. He also added 11 carries for 107 yards and one touchdown. He started two postseason contests and completed 39-of-62 passes for 436 yards and two touchdowns with one interception and also registered 23 carries for 102 yards.

2021 SEASON (GIANTS)

- In 2021, he started all 11 games he saw action in and completed 232-of-361 passes for 2,428 yards and 10 touchdowns with seven interceptions. Added 298 rushing yards and two touchdowns on 62 carries. Garnered NFC Offensive Player of the Week accolades in a Week 4 overtime win at New Orleans after he completed 28-of-40 passes for 402 yards and two touchdowns with one interception for a 108.5 passer rating.

2020 SEASON (GIANTS)

- Started all 14 games he competed in during the 2020 season and completed 280-of-448 passes for 2,943 yards and 11 touchdowns with 10 interceptions. Compiled 65 carries for 423 yards and one touchdown. He became the first quarterback in Giants history to reach 2,500 passing yards and 400 rushing yards in a single season.

2019 SEASON (GIANTS)

- In 2019, he appeared in 13 games (12 starts) and completed 284-of-459 passes for 3,027 yards and a single-season career-high 24 touchdowns with 12 interceptions. Added 279 yards and two touchdowns on 45 carries. He earned NFC Offensive Player of the Week honors in Week 3

at Tampa Bay after he completed 23-of-36 passes for 336 yards and two touchdowns and added four carries for 28 yards and two touchdowns. He began his career with at least one touchdown pass in each of his first 13 NFL starts, which was the fourth-longest streak among quarterbacks who started their careers since the 1970 merger. His 24 touchdowns led all rookie quarterbacks.

COLLEGE

- Started all 36 games he saw action in at Duke (2016-18) and completed 764-of-1,275 passes for 8,201 yards and 52 touchdowns with 29 interceptions. He also added 1,323 yards on 406 carries with 17 touchdowns. Jones tallied two receptions for six yards and also punted five times for 170 yards (34.0 avg.). He was a two-time team captain (2017-18), Carmen Falcone Award recipient as Duke's Most Valuable Player (2016, 2018) and a three-time All-ACC Academic selection (2016-18).
- As a team captain in 2018, he started all 11 games he competed in and completed 237-of-392 passes for 2,674 yards and 22 touchdowns with nine interceptions. He also compiled 104 carries for 319 yards. He tallied five games with at least three passing touchdowns.
- As a sophomore, he started 13 games and completed 257-of-453 passes for 2,691 yards and 14 touchdowns with 11 interceptions. He also added 161 carries for 518 yards and seven touchdowns. He was one of six quarterbacks in the Power Five conferences to eclipse 2,500 passing yards and 500 rushing yards. Jones was voted a team captain.
- In 2016, he started all 12 games and completed 270-of-430 passes for 2,836 yards and 16 touchdowns with nine interceptions. He also compiled 141 carries for 486 yards and seven

touchdowns.

PERSONAL

- Attended Charlotte (N.C.) Latin High School.
- Helped the team reach two state championships and was named a team captain his last two seasons.
- Set school career records for total offensive yards (8,344), passing yards (6,997) and total touchdowns (98).
- As a senior, he completed 151-of-268 passes for 2,949 yards and 43 touchdowns and also added 778 rushing yards and 10 touchdowns on 109 carries. He earned first team all-state accolades after he set single-season school records in total yards (3,727), passing yards and passing touchdowns.
- In 2013, he earned second team all-state honors after he completed 158-of-290 passes for 2,398 yards and 27 touchdowns.
- Also lettered in basketball.

TRANSACTIONS

- Signed by the Colts as an unrestricted free agent on March 13, 2025.
- Signed to the Minnesota Vikings active roster from the practice squad on January 7, 2025.
- Signed to the Vikings practice squad on November 29, 2024.
- Waived by the New York Giants on November 23, 2024.
- Selected by the Giants in the first round (sixth overall) of the 2019 NFL Draft.

DANIEL JONES' - NFL REGULAR SEASON STATISTICS

DATE	TEAM	GP	GS	ATT.	CMP.	PCT.	YDS	AVG.	TD	INT.	LG	SK	LST	RATE
2019	Giants	13	12	459	284	61.9	3,027	6.6	24	12	75t	38	295	87.7
2020	Giants	14	14	448	280	62.5	2,943	6.6	11	10	53	45	286	80.4
2021	Giants	11	11	361	232	64.3	2,428	6.7	10	7	54t	22	160	84.8
2022	Giants	16	16	472	317	67.2	3,205	6.8	15	5	65t	44	243	92.5
2023	Giants	6	6	160	108	67.5	909	5.7	2	6	58	30	167	70.5
2024	Giants	10	10	341	216	63.3	2,070	6.1	8	7	43	29	172	79.4
Went from N.Y. Giants to Minnesota .														
2024	Vikings	0	0	0	0	0.0	0	0.0	0	0	0	0	0	0.0
2024	TOTAL	10	10	341	216	63.3	2,070	6.1	8	7	43	29	172	79.4
2025	Colts	6	6	180	129	71.7	1,502	8.3	8	3	75	5	41	104.4
TOTALS		76	75	2,421	1,566	64.7	16,084	6.6	78	50	75t	213	1,364	85.8

DANIEL JONES

QUARTERBACK

17

DANIEL JONES' - NFL POSTSEASON STATISTICS

DATE	TEAM	GP	GS	ATT.	CMP.	PCT.	YDS	AVG.	TD	INT.	LG	SK	LST	RATE
2022	Giants	2	2	62	39	62.9	436	7.0	2	1	47	8	38	87.8
2024	Vikings	0	0	0	0	0.0	0	0.0	0	0	0	0	0	0.0
TOTALS		2	2	62	39	62.9	436	7.0	2	1	47	8	38	87.8

DANIEL JONES' - NFL REGULAR SEASON STATISTICS

DATE	TEAM	NO.	YDS.	AVG.	LG	TD
2019	Giants	45	279	6.2	26	2
2020	Giants	65	423	6.5	80	1
2021	Giants	62	298	4.8	46	2
2022	Giants	120	708	5.9	25	7
2023	Giants	40	206	5.2	17	1
2024	Giants	67	265	4.0	24	2
Went from N.Y. Giants to Minnesota .						
2024	Vikings	0	0	0.0	0	0
2024	TOTAL	67	265	4.0	24	2
2025	Colts	24	76	3.2	17	4
TOTALS		423	2,255	5.3	80	19

DANIEL JONES' - NFL POSTSEASON STATISTICS

DATE	TEAM	NO.	YDS.	AVG.	LG	TD
2022	Giants	23	102	4.4	15	0
2024	Vikings	0	0	0.0	0	0
TOTALS		23	102	4.4	15	0

DANIEL JONES' - NFL REGULAR SEASON STATISTICS

DATE	TEAM	GP	GS	PASSING											RUSHING				
				ATT.	CMP.	PCT.	YDS	AVG.	TD	INT.	LG	SK	LST	RATE	NO.	YDS.	AVG.	LG	TD
2019	Giants	13	12	459	284	61.9	3,027	6.6	24	12	75t	38	295	87.7	45	279	6.2	26	2
2020	Giants	14	14	448	280	62.5	2,943	6.6	11	10	53	45	286	80.4	65	423	6.5	80	1
2021	Giants	11	11	361	232	64.3	2,428	6.7	10	7	54t	22	160	84.8	62	298	4.8	46	2
2022	Giants	16	16	472	317	67.2	3,205	6.8	15	5	65t	44	243	92.5	120	708	5.9	25	7
2023	Giants	6	6	160	108	67.5	909	5.7	2	6	58	30	167	70.5	40	206	5.2	17	1
2024	Giants	10	10	341	216	63.3	2,070	6.1	8	7	43	29	172	79.4	67	265	4.0	24	2
Went from N.Y. Giants to Minnesota .																			
2024	Vikings	0	0	0	0	0.0	0	0.0	0	0	0	0	0	0.0	0	0	0.0	0	0
2024	TOTAL	10	10	341	216	63.3	2,070	6.1	8	7	43	29	172	79.4	67	265	4.0	24	2
2025	Colts	6	6	180	129	71.7	1,502	8.3	8	3	75	5	41	104.4	24	76	3.2	17	4
TOTALS		76	75	2,421	1,566	64.7	16,084	6.6	78	50	75T	213	1,364	85.8	423	2,255	5.3	80	19

DANIEL JONES' - NFL POSTSEASON STATISTICS

DATE	TEAM	GP	GS	PASSING											RUSHING				
				ATT.	CMP.	PCT.	YDS	AVG.	TD	INT.	LG	SK	LST	RATE	NO.	YDS.	AVG.	LG	TD
2022	Giants	2	2	62	39	62.9	436	7.0	2	1	47	8	38	87.8	23	102	4.4	15	0
2024	Vikings	0	0	0	0	0.0	0	0.0	0	0	0	0	0	0.0	0	0	0.0	0	0
TOTALS		2	2	62	39	62.9	436	7.0	2	1	47	8	38	87.8	23	102	4.4	15	0

SINGLE-GAME HIGHS: QUARTERBACK

Pass Attempts	51 vs. Los Angeles Rams, Oct 17, 2021 47 vs. Philadelphia Eagles, Dec 29, 2019 44 vs. Detroit Lions, Nov 20, 2022	Passer Rating	153.3 vs. Houston Texans, Nov 13, 2022 132.1 at Washington Redskins, Dec 22, 2019 125.2 vs. Indianapolis Colts, Jan 01, 2023
Pass Completions	30 at Minnesota Vikings, Dec 24, 2022 29 vs. Dallas Cowboys, Sep 26, 2024 ...1 more at 29.	Rush Attempts	13 vs. Dallas Cowboys, Sep 10, 2023 12 vs. Washington Commanders, Dec 04, 2022 11 vs. Cincinnati Bengals, Oct 13, 2024 ...3 more at 11.
Yards Passing	402 at New Orleans Saints, Oct 03, 2021 352 at Washington Redskins, Dec 22, 2019 341 vs. Detroit Lions, Nov 20, 2022	Rushing Yards	107 at Jacksonville Jaguars, Oct 23, 2022 95 at Washington Football Team, Sep 16, 2021 92 at Philadelphia Eagles, Oct 22, 2020
TD Passes	5 at Washington Redskins, Dec 22, 2019 4 at New York Jets, Nov 10, 2019 ...1 more at 4.	Rushing Average	10.6 vs. Washington Football Team, Oct 18, 2020 ...1 more at 10.6.
Long Passes	75 at Los Angeles Rams, Sep 28, 2025 ...1 more at 75.	Longest Runs	80 at Philadelphia Eagles, Oct 22, 2020 49 vs. Washington Football Team, Oct 18, 2020 46 at Washington Football Team, Sep 16, 2021
Completion Percentage	81.0 at Tennessee Titans, Sep 11, 2022 80.6 vs. Washington Commanders, Dec 04, 2022 79.4 vs. Seattle Seahawks, Oct 02, 2023	Rushing TDs	2 vs. Miami Dolphins, Sep 07, 2025 ...3 more at 2.

SINGLE-GAME HIGHS - POSTSEASON: QUARTERBACK

Pass Attempts	35 at Minnesota Vikings, Jan 15, 2023 27 at Philadelphia Eagles, Jan 21, 2023	Passer Rating	114.1 at Minnesota Vikings, Jan 15, 2023 53.8 at Philadelphia Eagles, Jan 21, 2023
Pass Completions	24 at Minnesota Vikings, Jan 15, 2023 15 at Philadelphia Eagles, Jan 21, 2023	Rush Attempts	17 at Minnesota Vikings, Jan 15, 2023 6 at Philadelphia Eagles, Jan 21, 2023
Yards Passing	301 at Minnesota Vikings, Jan 15, 2023 135 at Philadelphia Eagles, Jan 21, 2023	Rushing Yards	78 at Minnesota Vikings, Jan 15, 2023 24 at Philadelphia Eagles, Jan 21, 2023
TD Passes	2 at Minnesota Vikings, Jan 15, 2023	Rushing Average	4.6 at Minnesota Vikings, Jan 15, 2023
Long Passes	47 at Minnesota Vikings, Jan 15, 2023 32 at Minnesota Vikings, Jan 15, 2023 24 at Minnesota Vikings, Jan 15, 2023	Longest Runs	15 at Minnesota Vikings, Jan 15, 2023 14 at Minnesota Vikings, Jan 15, 2023 12 at Minnesota Vikings, Jan 15, 2023
Completion Percentage	68.6 at Minnesota Vikings, Jan 15, 2023 55.6 at Philadelphia Eagles, Jan 21, 2023		

300-YARD PASSING GAMES (10): REGULAR SEASON

DATE	TEAM	NO.	YDS.	AVG.	LG	TD
09/22/19	at Buccaneers	23	336	14.6	75t	2
10/27/19	at Lions	28	322	11.5	38	4
11/10/19	at Jets	26	308	11.8	61t	4
12/22/19	at Commanders	28	352	12.6	51	5
12/29/19	EAGLES	28	301	10.8	33	1
10/03/21	at Saints	28	402	14.4	54t	2
11/20/22	LIONS	27	341	12.6	24	1
12/24/22	at Vikings	30	334	11.1	33	1
09/17/23	at Cardinals	26	321	12.3	58	2
09/14/25	BRONCOS	23	316	13.7	44	1

300-YARD PASSING GAMES (1): POSTSEASON

DATE	TEAM	NO.	YDS.	AVG.	LG	TD
01/15/23	at Vikings	24	301	12.5	47	2

DANIEL JONES

QUARTERBACK

17

2019 GAME-BY-GAME REGULAR-SEASON STATISTICS (GIANTS)

DATE	OPPONENT	P/S	PASSING											RUSHING				SCORE	
			ATT	CMP	YDS	PCT	Y/A	Y/C	TD	INT	LG	SK/YD	RATE	ATT	YDS	LG	TD		W/L
09/08	at Cowboys	P	4	3	17	75.0	4.3	5.7	0	0	6	0/0	82.3	1	5	5	0	L	17-35
09/15	Bills		DID NOT PLAY (NON-INJURY)															L	14-28
09/22	at Buccaneers	S	36	23	336	63.9	9.3	14.6	2	0	75t	5/24	112.7	4	28	11	2	W	32-31
09/29	Redskins	S	31	23	225	74.2	7.3	9.8	1	2	31	0/0	78.0	5	33	16	0	W	24-3
10/06	Vikings	S	38	21	182	55.3	4.8	8.7	1	1	35t	4/35	65.9	3	12	8	0	L	10-28
10/10	at Patriots	S	31	15	161	48.4	5.2	10.7	1	3	64t	1/0	35.2	2	8	9	0	L	14-35
10/20	Cardinals	S	35	22	223	62.9	6.4	10.1	1	1	28t	8/67	78.6	4	35	11	0	L	21-27
10/27	at Lions	S	41	28	322	68.3	7.9	11.5	4	0	38	3/32	124.2	4	13	9	0	L	26-31
11/04	Cowboys	S	41	26	210	63.4	5.1	8.1	1	1	65	5/39	74.2	6	54	16	0	L	18-37
11/10	at Jets	S	40	26	308	65.0	7.7	11.8	4	0	61t	6/50	121.7	3	20	11	0	L	27-34
11/24	at Bears	S	36	21	150	58.3	4.2	7.1	2	0	23t	1/16	86.6	2	27	26	0	L	14-19
12/01	Packers	S	37	20	240	54.1	6.5	12.0	1	3	43	0/0	49.4	5	6	6	0	L	13-31
12/09	at Eagles		INACTIVE															L	17-23+
12/15	Dolphins		INACTIVE															W	36-20
12/22	at Redskins	S	42	28	352	66.7	8.4	12.6	5	0	51	1/6	132.1	3	12	11	0	W	41-35+
12/29	Eagles	S	47	28	301	59.6	6.4	10.8	1	1	33	4/26	76.6	3	26	17	0	L	17-34
2019 TOTALS		13-12	459	284	3,027	61.9	6.6	10.7	24	12	75T	38/295	87.7	45	279	26	2	4-12	

+ - Overtime

2020 GAME-BY-GAME REGULAR-SEASON STATISTICS (GIANTS)

DATE	OPPONENT	P/S	PASSING											RUSHING				SCORE	
			ATT	CMP	YDS	PCT	Y/A	Y/C	TD	INT	LG	SK/YD	RATE	ATT	YDS	LG	TD		W/L
09/14	Steelers	S	41	26	279	63.4	6.8	10.7	2	2	41t	3/17	79.2	4	22	13	0	L	16-26
09/20	at Bears	S	40	25	241	62.5	6.0	9.6	0	1	24	4/21	68.9	3	21	12	0	L	13-17
09/27	49ers	S	32	17	179	53.1	5.6	10.5	0	1	29	2/14	56.6	5	49	23	0	L	9-36
10/04	at Rams	S	36	23	190	63.9	5.3	8.3	0	1	33	5/31	65.7	6	45	13	0	L	9-17
10/11	at Cowboys	S	33	20	222	60.6	6.7	11.1	0	0	39	2/11	80.6	2	-7	-1	0	L	34-37
10/18	Football Team	S	19	12	112	63.2	5.9	9.3	1	1	23t	1/4	74.9	7	74	49	0	W	20-19
10/22	at Eagles	S	30	20	187	66.7	6.2	9.4	2	1	39t	3/22	91.9	4	92	80	0	L	21-22
11/02	Buccaneers	S	41	25	256	61.0	6.2	10.2	2	2	30	3/18	74.8	3	20	15	0	L	23-25
11/08	at Football Team	S	34	23	212	67.6	6.2	9.2	1	0	50	5/28	94.2	6	4	5	0	W	23-20
11/15	Eagles	S	28	21	244	75.0	8.7	11.6	0	0	40	3/13	100.9	9	64	34t	1	W	27-17
11/29	at Bengals	S	27	16	213	59.3	7.9	13.3	0	0	53	0/0	84.3	6	19	7	0	W	19-17
12/06	at Seahawks		INACTIVE															W	17-12
12/13	Cardinals	S	21	11	127	52.4	6.0	11.5	0	0	39	6/52	70.9	0	0	0	0	L	7-26
12/20	Browns		ON INACTIVE LIST															L	6-20
12/27	at Ravens	S	41	24	252	58.5	6.1	10.5	1	0	20	6/37	84.6	1	3	3	0	L	13-27
01/03	Cowboys	S	25	17	229	68.0	9.2	13.5	2	1	33t	2/18	106.9	9	17	11	0	W	23-19
2020 TOTALS		14-14	448	280	2,943	62.5	6.6	10.5	11	10	53	45/286	80.4	65	423	80	1	6-10	

DANIEL JONES

QUARTERBACK

17

2021 GAME-BY-GAME REGULAR-SEASON STATISTICS (GIANTS)

DATE	OPPONENT	P/S	PASSING											RUSHING				SCORE	
			ATT	CMP	YDS	PCT	Y/A	Y/C	TD	INT	LG	SK/YD	RATE	ATT	YDS	LG	TD		W/L
09/12	Broncos	S	37	22	267	59.5	7.2	12.1	1	0	42	2/13	90.7	6	27	8	1	L	13-27
09/16	at Football Team	S	32	22	249	68.8	7.8	11.3	1	0	33t	4/21	102.2	9	95	46	1	L	29-30
09/26	Falcons	S	35	24	266	68.6	7.6	11.1	0	0	38	2/20	90.9	8	39	12	0	L	14-17
10/03	at Saints	S	40	28	402	70.0	10.1	14.4	2	1	54t	0/0	108.5	4	27	20	0	W	27-21+
10/10	at Cowboys	S	13	5	98	38.5	7.5	19.6	0	0	38	0/0	65.5	3	9	6	0	L	20-44
10/17	Rams	S	51	29	242	56.9	4.7	8.3	0	3	17	4/41	44.7	3	4	2	0	L	11-38
10/24	Panthers	S	33	23	203	69.7	6.2	8.8	1	0	27	2/20	95.9	8	28	14	0	W	25-3
11/01	at Chiefs	S	32	22	222	68.8	6.9	10.1	2	1	50	3/13	96.1	5	12	6	0	L	17-20
11/07	Raiders	S	20	15	110	75.0	5.5	7.3	1	0	30t	2/6	104.2	4	17	8	0	W	23-16
11/22	at Buccaneers	S	38	23	167	60.5	4.4	7.3	1	2	28	2/18	57.7	3	10	6	0	L	10-30
11/28	Eagles	S	30	19	202	63.3	6.7	10.6	1	0	20	1/8	94.0	9	30	14	0	W	13-7
12/05	at Dolphins																	L	9-20
12/12	at Chargers																	L	21-37
12/19	Cowboys																	L	6-21
12/26	at Eagles																	L	10-34
01/02	at Bears																	L	3-29
01/09	Football Team																	L	7-22
2021 TOTALS		11-11	361	232	2,428	64.3	6.7	10.5	10	7	54T	22/160	84.8	62	298	46	2	4-13	

+ - Overtime

2022 GAME-BY-GAME REGULAR-SEASON STATISTICS (GIANTS)

DATE	OPPONENT	P/S	PASSING											RUSHING				SCORE	
			ATT	CMP	YDS	PCT	Y/A	Y/C	TD	INT	LG	SK/YD	RATE	ATT	YDS	LG	TD		W/L/T
09/11	at Titans	S	21	17	188	81.0	9.0	11.1	2	1	65t	5/32	115.9	6	25	11	0	W	21-20
09/18	Panthers	S	34	22	176	64.7	5.2	8.0	1	0	24	3/14	87.4	10	21	11	0	W	19-16
09/26	Cowboys	S	37	20	196	54.1	5.3	9.8	0	1	21	5/27	57.9	9	79	17	0	L	16-23
10/02	Bears	S	13	8	71	61.5	5.5	8.9	0	0	18	1/11	76.1	6	68	21t	2	W	20-12
10/09	at Packers	S	27	21	217	77.8	8.0	10.3	0	0	41	1/4	100.2	10	37	14	0	W	27-22
10/16	Ravens	S	27	19	173	70.4	6.4	9.1	2	0	18	4/18	112.1	6	6	4	0	W	24-20
10/23	at Jaguars	S	30	19	202	63.3	6.7	10.6	1	0	32t	1/2	94.0	11	107	24	1	W	23-17
10/30	at Seahawks	S	31	17	176	54.8	5.7	10.4	0	0	27	5/29	71.4	6	20	6	0	L	13-27
11/13	Texans	S	17	13	197	76.5	11.6	15.2	2	0	54t	3/21	153.3	5	24	11	0	W	24-16
11/20	Lions	S	44	27	341	61.4	7.8	12.6	1	2	24	2/17	74.1	7	50	15	1	L	18-31
11/24	at Cowboys	S	35	21	228	60.0	6.5	10.9	1	0	44	3/18	88.8	3	14	8	0	L	20-28
12/04	Commanders	S	31	25	200	80.6	6.5	8.0	1	0	55	4/18	104.3	12	71	21	0	T	20-20
12/11	Eagles	S	27	18	169	66.7	6.3	9.4	1	0	37	4/17	96.1	4	26	17	1	L	22-48
12/18	at Commanders	S	32	21	160	65.6	5.0	7.6	0	0	19	0/0	77.6	10	35	10	0	W	20-12
12/24	at Vikings	S	42	30	334	71.4	8.0	11.1	1	1	33	3/15	92.8	4	34	14	0	L	24-27
01/01	Colts	S	24	19	177	79.2	7.4	9.3	2	0	28	0/0	125.2	11	91	25	2	W	38-10
01/08	at Eagles																	L	16-22
2022 TOTALS		16-16	472	317	3,205	67.2	6.8	10.1	15	5	65T	44/243	92.5	120	708	25	7	9-7-1	

DANIEL JONES

QUARTERBACK

17

2023 GAME-BY-GAME REGULAR-SEASON STATISTICS (GIANTS)

DATE	OPPONENT	P/S	PASSING											RUSHING					W/L	SCORE
			ATT	CMP	YDS	PCT	Y/A	Y/C	TD	INT	LG	SK/YD	RATE	ATT	YDS	LG	TD			
09/10	Cowboys	S	28	15	104	53.6	3.7	6.9	0	2	24	7/47	32.4	13	43	11	0	L	0-40	
09/17	at Cardinals	S	37	26	321	70.3	8.7	12.3	2	1	58	3/9	103.5	9	59	15	1	W	31-28	
09/21	at 49ers	S	32	22	137	68.8	4.3	6.2	0	1	18	2/16	64.2	2	5	4	0	L	12-30	
10/02	Seahawks	S	34	27	203	79.4	6.0	7.5	0	2	22	10/59	67.0	10	66	17	0	L	3-24	
10/08	at Dolphins	S	20	14	119	70.0	6.0	8.5	0	0	21	6/19	85.2	4	24	11	0	L	16-31	
10/15	at Bills																	L	9-14	
10/22	Commanders																	W	14-7	
10/29	Jets																	L	10-13+	
11/05	at Raiders	S	9	4	25	44.4	2.8	6.3	0	0	9	2/17	51.6	2	9	9	0	L	6-30	
11/12	at Cowboys																	L	17-49	
11/19	at Commanders																	W	31-19	
11/26	Patriots																	W	10-7	
12/11	Packers																	W	24-22	
12/17	at Saints																	L	6-24	
12/25	at Eagles																	L	25-33	
12/31	Rams																	L	25-26	
01/07	Eagles																	W	27-10	
2023 TOTALS		6-6	160	108	909	67.5	5.7	8.4	2	6	58	30/167	70.5	40	206	17	1	6-11		

+ - Overtime

2024 GAME-BY-GAME REGULAR-SEASON STATISTICS (GIANTS/VIKINGS)

DATE	OPPONENT	P/S	PASSING											RUSHING					W/L	SCORE
			ATT	CMP	YDS	PCT	Y/A	Y/C	TD	INT	LG	SK/YD	RATE	ATT	YDS	LG	TD			
09/08	Vikings	S	42	22	186	52.4	4.4	8.5	0	2	25	5/20	44.3	6	15	7	0	L	6-28	
09/15	at Commanders	S	28	16	178	57.1	6.4	11.1	2	0	28	1/3	100.0	5	32	9	0	L	18-21	
09/22	at Browns	S	34	24	236	70.6	6.9	9.8	2	0	28	2/8	109.4	8	20	8	0	W	21-15	
09/26	Cowboys	S	40	29	281	72.5	7.0	9.7	0	1	39	1/4	81.4	4	3	5	0	L	15-20	
10/06	at Seahawks	S	34	23	257	67.6	7.6	11.2	2	0	41	3/12	109.6	11	38	11	0	W	29-20	
10/13	Bengals	S	41	22	205	53.7	5.0	9.3	0	1	15	2/15	57.5	11	56	13	0	L	7-17	
10/20	Eagles	S	21	14	99	66.7	4.7	7.1	0	0	14	7/56	77.3	5	20	9	0	L	3-28	
10/28	at Steelers	S	38	24	264	63.2	6.9	11.0	0	1	43	4/27	72.7	3	1	2	0	L	18-26	
11/03	Commanders	S	26	20	174	76.9	6.7	8.7	2	0	35t	2/12	119.7	7	54	24	1	L	22-27	
11/10	at Panthers	S	37	22	190	59.5	5.1	8.6	0	2	23	2/15	50.5	7	26	10	1	L	17-20+	
11/24	Buccaneers																	L	7-30	
12/01	Cardinals																	W	23-22	
12/08	Falcons																	W	42-21	
12/16	Bears																	W	30-12	
12/22	at Seahawks																	W	27-24	
12/29	Packers																	W	27-25	
01/05	at Lions																	L	9-31	
2024 TOTALS		10-10	341	216	2,070	63.3	6.1	9.6	8	7	43	29/172	79.4	67	265	24	2	7-10		

+ - Overtime

2025 GAME-BY-GAME REGULAR-SEASON STATISTICS (COLTS)

DATE	OPPONENT	P/S	PASSING											RUSHING					W/L	SCORE
			ATT	CMP	YDS	PCT	Y/A	Y/C	TD	INT	LG	SK/YD	RATE	ATT	YDS	LG	TD			
09/07	Dolphins	S	29	22	272	75.9	9.4	12.4	1	0	36	1/10	115.9	7	26	11	2	W	33-8	
09/14	Broncos	S	34	23	316	67.6	9.3	13.7	1	0	44	1/10	107.0	6	2	2	1	W	29-28	
09/21	at Titans	S	25	18	228	72.0	9.1	12.7	1	0	29	0/0	113.4	4	27	17	0	W	41-20	
09/28	at Rams	S	33	24	262	72.7	7.9	10.9	1	2	75	2/14	80.6	1	-1	-1	0	L	20-27	
10/05	Raiders	S	29	20	212	69.0	7.3	10.6	2	0	35	0/0	113.0	1	2	2	0	W	40-6	
10/12	Cardinals	S	30	22	212	73.3	7.1	9.6	2	1	26	1/7	101.0	5	20	17	1	W	31-27	
2025 TOTALS		6-6	180	129	1,502	71.7	8.3	11.6	8	3	75	5/41	104.4	24	76	17	4	5-1		

2022 GAME-BY-GAME POSTSEASON STATISTICS (GIANTS)

DATE	OPPONENT	P/S	PASSING											RUSHING					W/L	SCORE
			ATT	CMP	YDS	PCT	Y/A	Y/C	TD	INT	LG	SK/YD	RATE	ATT	YDS	LG	TD			
01/15	at Vikings	S	35	24	301	68.6	8.6	12.5	2	0	47	3/12	114.1	17	78	15	0	W	31-24	
01/21	at Eagles	S	27	15	135	55.6	5.0	9.0	0	1	19	5/26	53.8	6	24	9	0	L	7-38	
2022 TOTALS		2-2	62	39	436	62.9	7.0	11.2	2	1	47	8/38	87.8	23	102	15	0	1-1		

DANIEL JONES

QUARTERBACK

17

2024 GAME-BY-GAME POSTSEASON STATISTICS (VIKINGS)

DATE	OPPONENT	P/S	PASSING											RUSHING				SCORE							
			ATT	CMP	YDS	PCT	Y/A	Y/C	TD	INT	LG	SK/YD	RATE	ATT	YDS	LG	TD		W/L						
01/13	at Rams																								9-27
2024 TOTALS			0-0	0	0	0	0.0	0.0	0.0	0	0	0	0/0	0.0	0	0	0	0	0-1						

X @Daniel_Jones10

IG @danieljones3

CHRIS LAMMONS

CORNERBACK
(LJH-MAWNS)

38

5-10 190 LBS

NFL EXP: 7

(2ND YEAR WITH THE COLTS)

BORN: 1/31/96



COLLEGE:
SOUTH CAROLINA

4TH-AND-SHORT

- In his first seven seasons, he played in 60 career games (two starts) in his time with the Colts (2023-24), Chiefs (2019-22), Dolphins (2018-19), Saints (2018) and Falcons (2018). He compiled 32 tackles (19 solo), 1.0 tackle for loss, 1.0 sack, four passes defended, one interception, two forced fumbles, three fumble recoveries and 12 special teams stops. He also appeared in three postseason contests and has registered two special teams tackles
- Won Super Bowl LIV with Kansas city

DOWN THE STRETCH

What is on your bucket list: Contribute to helping bring another Super Bowl to the city and my portfolio. Also, to play my best football and show why I feel I'm one of the best in the league and earn All-Pro Honors.

Pets: Yes, a girl English bulldog named, Harlem.

Do you have any nicknames: My family calls me "Three", my teammates call me "Lockdown Lammons" or "Lam, Lam Talk" and I got the name "Crazy Legs" in Pop Warner.

Who is your mentor: I have a couple good mentors in my life that have been there since I was younger: Kevin Beard, University of Miami wide receiver coach and Grady Brown, Pittsburgh Steelers cornerbacks coach.

Who is your favorite artist: Fcg Heem

Do you have any hidden talents: Stylist and ghostwriter.

What are your hobbies off the field: Finding different real estate deals, investing, giving back to the youth, traveling and fishing.

Originally signed by the Colts as a free agent on July 27, 2023.

X @Lammons_1

IG @c111_joe

NFL HIGHLIGHTS

CAREER

- He has played in 63 career games (three starts) in his time with the Colts (2023-25), Chiefs (2019-22), Dolphins (2018-19), Saints (2018) and Falcons (2018) and has compiled 37 tackles (22 solo), 2.0 tackles for loss, 1.0 sack, six passes defended, one interception, two forced fumbles, three fumble recoveries and 13 special teams stops. He has also appeared in three postseason contests and has registered two special teams tackles.

2025 SEASON (COLTS)

- Has appeared in three games (one start) and has posted five tackles (three solo), 1.0 tackle for loss, two passes defended and one special teams stop.

2024 SEASON (COLTS)

- Saw action in 14 contests (one start) and notched eight tackles (six solo), 1.0 tackle for loss, 1.0 sack, one forced fumble and two fumble recoveries.

2023 SEASON (COLTS)

- Appeared in three games (one start) and compiled four tackles (two solo) and one pass defended.

2022 SEASON (BENGALS/CHIEFS)

- Played in 16 games with Kansas City and tallied three tackles (two solo) and one forced fumble. Also added four special teams tackles.
- Competed in one postseason contest and collected one special teams tackle. Also spent time on Cincinnati's practice squad.

2021 SEASON (CHIEFS)

- Appeared in 12 games and recorded three tackles, one fumble recovery and three special teams stops.

2020 SEASON (CHIEFS)

- Competed in two games but did not record any statistics. He also appeared in two postseason games and compiled one special teams tackle. Also spent time on the team's practice squad.

2019 SEASON (DOLPHINS/CHIEFS)

- Saw action in 12 games for Miami and totaled 12 tackles (seven solo), three passes defended and one interception. He also had one special teams stop.
- Spent time on Kansas City's practice squad and won Super Bowl LIV.

2018 SEASON (SAINTS)

- Spent time on the New Orleans and Atlanta practice squads.

COLLEGE

- Played in 44 games (37 starts) at South Carolina (2014-17) and totaled 177 tackles (136 solo), 9.0 tackles for loss, 1.0 sack, 21 passes defended,

four interceptions, three forced fumbles and two fumble recoveries.

- As a senior, he started all 13 games and registered 79 tackles (62 solo), 3.0 tackles for loss, seven passes defended, one forced fumble and one fumble recovery. He was recognized with the Unselfish Teammate Award for the defense.
- In 2016, he started all 13 games and tallied 53 tackles (36 solo), 4.0 tackles for loss, 1.0 sack, nine passes defended, three interceptions, two forced fumbles and one fumble recovery. Named to the SEC Fall Academic Honor Roll.
- As a sophomore, he played in eight games (four starts) and recorded 24 tackles (18 solo), 1.5 tackles for loss five passes defended and one interception. Named to the 2015 SEC Fall Academic Honor Roll.
- In 2014, he appeared in 10 games (seven starts) and accumulated 21 tackles (20 solo) and half a tackle for loss.

PERSONAL

- Attended Plantation (Fla.) High School.
- Competed in the U.S. Army All-American Bowl after his senior season.
- As a senior, he totaled 30 tackles with two interceptions and eight passes defended. Also played quarterback and threw for 1,500 yards and 15 touchdowns and also rushed for 900 yards and seven touchdowns.
- Majored in sociology.
- A native of Lauderhill, Fla.

TRANSACTIONS

- Signed to the Colts active roster from the practice squad on October 4, 2025.
- Signed to the Colts practice squad on September 15, 2025.
- Signed to the Indianapolis active roster from the practice squad on September 13, 2025.
- Signed to the Colts practice squad on August 27, 2025.
- Released by Indianapolis on August 26, 2025.
- Signed to the Colts as a free agent on August 1, 2025.
- Released by Indianapolis on January 4, 2025.
- Signed to the Colts active roster from the practice squad on September 10, 2024.
- Signed to the Indianapolis practice squad on September 9, 2024.
- Signed to the Colts active roster from the practice squad on September 7, 2024.
- Signed to the Indianapolis practice squad on August 28, 2024.
- Released by the Colts on August 27, 2024.
- Signed to the Indianapolis active roster from the

practice squad on December 22, 2023.

- Signed to the Colts practice squad on November 6, 2023.
- Signed to the Indianapolis active roster from the practice squad on November 4, 2023.
- Signed to the Colts practice squad on October 30, 2023.
- Signed to the Indianapolis active roster from the practice squad on October 28, 2023.
- Signed to the Colts practice squad on September 25, 2023.
- Released by Indianapolis on September 25, 2023.
- Signed by the Colts as an unrestricted free agent on July 27, 2023.
- Claimed by the Cincinnati Bengals off waivers (Kansas City) on January 24, 2023.
- Waived by the Kansas City Chiefs on January 23, 2023.
- Re-signed by Kansas City as a free agent on June 16, 2023.
- Signed to the Chiefs active roster from the practice squad on February 6, 2021.
- Signed to the Kansas City practice squad on January 25, 2021.
- Signed to the Chiefs active roster from the practice squad on January 23, 2021.
- Signed to the Kansas City practice squad on January 18, 2021.
- Signed to the Chiefs active roster from the practice squad on January 16, 2021.

- Signed to the Kansas City practice squad on December 14, 2020.
- Signed to the Chiefs active roster from the practice squad on December 12, 2020.
- Signed to the Kansas City practice squad on December 7, 2020.
- Signed to the Chiefs active roster from the practice squad on December 5, 2020.
- Signed to the Kansas City practice squad on September 6, 2020.
- Waived by the Chiefs on September 5, 2020.
- Signed by Kansas City as a free agent February 4, 2020.
- Signed to the Chiefs practice squad on December 11, 2019.
- Waived by the Miami Dolphins on December 7, 2019.
- Signed by the Dolphins to a reserve/future contract on January 1, 2019.
- Signed to the Miami practice squad on November 28, 2018.
- Released from the New Orleans Saints practice squad on October 20, 2018.
- Signed to the Saints practice squad on October 2, 2018.
- Released by the Atlanta Falcons on September 1, 2018.
- Signed by the Falcons as an undrafted free agent on May 1, 2018.

CHRIS LAMMONS' - NFL REGULAR SEASON STATISTICS

DATE	TEAM	GP	GS	TACKLES								INTERCEPTIONS				FUMBLES				ST			MISC				
				TK	S	A	TFL	YDS	SK	YDS	QBH	NO	YDS	LG	TD	PD	FF	FR	TD	YDS	TK	S	A	FF	FR	S	A
2018	Saints	0	0	0	0	0	0	0	0	0.0	0.0	0	0	0	0	0	0	0	0	0	0	0	0	0	0	0	
Went from New Orleans to Miami .																											
2018	Dolphins	0	0	0	0	0	0	0	0	0.0	0.0	0	0	0	0	0	0	0	0	0	0	0	0	0	0	0	
2018	TOTAL	0	0	0	0	0	0	0	0	0.0	0.0	0	0	0	0	0	0	0	0	0	0	0	0	0	0	0	
2019	Dolphins	12	0	12	7	5	0	0	0.0	0.0	0	1	0	0	0	3	0	0	0	0	0	1	1	0	0	0	
Went from Miami to Kansas City .																											
2019	Chiefs	0	0	0	0	0	0	0	0.0	0.0	0	0	0	0	0	0	0	0	0	0	0	0	0	0	0	0	
2019	TOTAL	12	0	12	7	5	0	0	0.0	0.0	0	1	0	0	0	3	0	0	0	0	1	1	0	0	0	0	
2020	Chiefs	2	0	0	0	0	0	0	0.0	0.0	0	0	0	0	0	0	0	0	0	0	0	0	0	0	0	0	
2021	Chiefs	12	0	3	0	3	0	0	0.0	0.0	0	0	0	0	0	0	0	0	0	0	3	3	0	0	1	0	
2022	Chiefs	16	0	3	2	1	0	0	0.0	0.0	0	0	0	0	0	0	0	0	0	0	4	1	3	1	0	0	
2023	Colts	4	1	4	2	2	0	0	0.0	0.0	0	0	0	0	1	0	0	0	0	0	2	2	0	0	0	0	
2024	Colts	14	1	10	8	2	1	22	1.0	22.0	1	0	0	0	0	1	2	0	0	3	2	0	0	0	0	0	
2025	Colts	3	1	5	3	2	1	6	0.0	0.0	0	0	0	0	2	0	0	0	0	0	1	1	0	0	0	0	
TOTALS		63	3	37	22	15	2	28	1.0	22.0	1	1	0	0	0	6	1	2	0	3	13	10	3	1	1	0	

CHRIS LAMMONS' - NFL POSTSEASON STATISTICS

DATE	TEAM	GP	GS	TACKLES								INTERCEPTIONS				FUMBLES				ST			MISC			
				TK	S	A	TFL	YDS	SK	YDS	QBH	NO	YDS	LG	TD	PD	FF	FR	TD	YDS	TK	S	A	FF	FR	S
2019	Chiefs	0	0	0	0	0	0	0	0.0	0.0	0	0	0	0	0	0	0	0	0	0	0	0	0	0	0	0
2020	Chiefs	2	0	0	0	0	0	0	0.0	0.0	0	0	0	0	0	0	0	0	0	0	1	1	0	0	0	0
2021	Chiefs	0	0	0	0	0	0	0	0.0	0.0	0	0	0	0	0	0	0	0	0	0	0	0	0	0	0	0
2022	Chiefs	1	0	0	0	0	0	0	0.0	0.0	0	0	0	0	0	0	0	0	0	0	1	0	1	0	0	0
TOTALS		3	0	0	0	0	0	0	0.0	0.0	0	0	0	0	0	0	0	0	0	0	2	1	1	0	0	0

CHRIS LAMMONS

CORNERBACK
(LJH-MAWNS)

38

SINGLE-GAME HIGHS: DEFENSIVE

Total Tackles 5 vs. Pittsburgh Steelers, Sep 29, 2024
4 vs. Las Vegas Raiders, Dec 31, 2023
3 vs. Las Vegas Raiders, Oct 05, 2025
...4 more at 3.

Solo Tackles 4 vs. Pittsburgh Steelers, Sep 29, 2024
3 at Jacksonville Jaguars, Oct 06, 2024
2 vs. Arizona Cardinals, Oct 12, 2025
...2 more at 2.

Sacks 1.0 vs. Pittsburgh Steelers, Sep 29, 2024

Passes Defensed 2 vs. Las Vegas Raiders, Oct 05, 2025
1 vs. Las Vegas Raiders, Dec 31, 2023
...3 more at 1.

Forced Fumbles 1 vs. Pittsburgh Steelers, Sep 29, 2024

Fumble Recoveries 1 at Jacksonville Jaguars, Oct 06, 2024
...1 more at 1.

Tackles For Loss 1 vs. Pittsburgh Steelers, Sep 29, 2024

Interceptions 1 vs. Philadelphia Eagles, Dec 01, 2019

Special Teams Tackles 2 vs. Cleveland Browns, Sep 12, 2021
1 vs. Chicago Bears, Sep 22, 2024
...8 more at 1.

Special Teams Fumble Recoveries 1 vs. Green Bay Packers, Nov 07, 2021

Longest Opp Fumble Return 3 vs. Pittsburgh Steelers, Sep 29, 2024

SINGLE-GAME HIGHS - POSTSEASON: DEFENSIVE

Special Teams Tackles 1 vs. Buffalo Bills, Jan 24, 2021

2018 GAME-BY-GAME REGULAR-SEASON STATISTICS (SAINTS/DOLPHINS)

DATE	OPPONENT	P/S	TACKLES							INTERCEPTIONS					FUMBLES			ST			MISC		W/L	SCORE			
			TK	S	A	SK	YDS	TFL	YDS	QBH	NO	YDS	LG	TD	PD	FF	FR	TD	YDS	TK	S	A			FF	FR	S
09/09	Buccaneers																									L	40-48
09/16	Browns																									W	21-18
09/23	at Falcons																									W	43-37+
09/30	at Giants																									W	33-18
10/08	Redskins																									W	43-19
10/21	at Ravens																									W	24-23
10/28	at Vikings																									W	30-20
11/04	Rams																									W	45-35
11/11	at Bengals																									W	51-14
11/18	Eagles																									W	49-7
11/22	Falcons																									W	31-17
Went from Saints to Dolphins .																											
12/02	Bills																									W	21-17
12/09	Patriots																									W	34-33
12/16	at Vikings																									L	17-41
12/23	Jaguars																									L	7-17
12/30	at Bills																									L	17-42
2018 TOTALS			0	0	0	0	0	0	0	0	0	0	0	0	0	0	0	0	0	0	0	0	0	0	0	12-4	

+ - Overtime

2019 GAME-BY-GAME REGULAR-SEASON STATISTICS (DOLPHINS/CHIEFS)

DATE	OPPONENT	P/S	TACKLES							INTERCEPTIONS					FUMBLES			ST			MISC		W/L	SCORE			
			TK	S	A	SK	YDS	TFL	YDS	QBH	NO	YDS	LG	TD	PD	FF	FR	TD	YDS	TK	S	A			FF	FR	S
09/08	Ravens	P	0	0	0	0	0	0	0	0	0	0	0	1	0	0	0	0	0	0	0	0	0	0	0	L	10-59
09/15	Patriots	P	1	1	0	0	0	0	0	0	0	0	0	0	0	0	0	0	0	0	0	0	0	0	0	L	0-43
09/22	at Cowboys	P	3	1	2	0	0	0	0	0	0	0	0	1	0	0	0	0	0	0	0	0	0	0	0	L	6-31
09/29	Chargers	P	0	0	0	0	0	0	0	0	0	0	0	0	0	0	0	0	0	0	0	0	0	0	0	L	10-30
10/13	Redskins	P	1	0	1	0	0	0	0	0	0	0	0	0	0	0	0	0	0	0	0	0	0	0	0	L	16-17
10/20	at Bills	P	1	1	0	0	0	0	0	0	0	0	0	0	0	0	0	0	1	1	0	0	0	0	0	L	21-31
10/28	at Steelers	P	2	1	1	0	0	0	0	0	0	0	0	0	0	0	0	0	0	0	0	0	0	0	0	L	14-27
11/03	Jets	P	3	2	1	0	0	0	0	0	0	0	0	0	0	0	0	0	0	0	0	0	0	0	0	W	26-18
11/10	at Colts	P	1	1	0	0	0	0	0	0	0	0	0	0	0	0	0	0	0	0	0	0	0	0	0	W	16-12
11/17	Bills	P	0	0	0	0	0	0	0	0	0	0	0	0	0	0	0	0	0	0	0	0	0	0	0	L	20-37
11/24	at Browns	P	0	0	0	0	0	0	0	0	0	0	0	0	0	0	0	0	0	0	0	0	0	0	0	L	24-41
12/01	Eagles	P	0	0	0	0	0	0	0	0	1	0	0	0	1	0	0	0	0	0	0	0	0	0	0	W	37-31
12/08	at Jets																								L	21-22	
Went from Dolphins to Chiefs .																											
12/15	Broncos																									W	23-3
12/22	at Bears																									W	26-3
12/29	Chargers																									W	31-21
2019 TOTALS			12	7	5	0	0	0	0	0	1	0	0	3	0	0	0	0	1	1	0	0	0	0	6	10	

2020 GAME-BY-GAME REGULAR-SEASON STATISTICS (CHIEFS)

DATE	OPPONENT	P/S	TACKLES							INTERCEPTIONS				FUMBLES			ST			MISC		W/L	SCORE				
			TK	S	A	SK	YDS	TFL	YDS	QBH	NO	YDS	LG	TD	PD	FF	FR	TD	YDS	TK	S			A	FF	FR	S
09/10	Texans																									W	34-20
09/20	at Chargers																									W	23-20+
09/28	at Ravens																									W	34-20
10/05	Patriots																									W	26-10
10/11	Raiders																									L	32-40
10/19	at Bills																									W	26-17
10/25	at Broncos																									W	43-16
11/01	Jets																									W	35-9
11/08	Panthers																									W	33-31
11/22	at Raiders																									W	35-31
11/29	at Buccaneers																									W	27-24
12/06	Broncos	P	0	0	0	0	0	0	0	0	0	0	0	0	0	0	0	0	0	0	0	0	0	0	0	W	22-16
12/13	at Dolphins	P	0	0	0	0	0	0	0	0	0	0	0	0	0	0	0	0	0	0	0	0	0	0	0	W	33-27
12/20	at Saints																									W	32-29
12/27	Falcons																									W	17-14
01/03	Chargers																									L	21-38
2020 TOTALS		2-0	0	0	0	0	0	0	0	0	0	0	0	0	0	0	0	0	0	0	0	0	0	0	0	0	14-2

+ - Overtime

2021 GAME-BY-GAME REGULAR-SEASON STATISTICS (CHIEFS)

DATE	OPPONENT	P/S	TACKLES							INTERCEPTIONS				FUMBLES			ST			MISC		W/L/T	SCORE						
			TK	S	A	SK	YDS	TFL	YDS	QBH	NO	YDS	LG	TD	PD	FF	FR	TD	YDS	TK	S			A	FF	FR	S	A	
09/12	Browns	P	0	0	0	0	0	0	0	0	0	0	0	0	0	0	0	0	2	2	0	0	0	0	0	0	W	33-29	
09/19	at Ravens	P	0	0	0	0	0	0	0	0	0	0	0	0	0	0	0	0	0	0	0	0	0	0	0	0	L	35-36	
09/26	Chargers	P	0	0	0	0	0	0	0	0	0	0	0	0	0	0	0	0	0	0	0	0	0	0	0	0	L	24-30	
10/03	at Eagles	P	0	0	0	0	0	0	0	0	0	0	0	0	0	0	0	0	0	0	0	0	0	0	0	0	W	42-30	
10/10	Bills	P	0	0	0	0	0	0	0	0	0	0	0	0	0	0	0	0	0	0	0	0	0	0	0	0	L	20-38	
10/17	at Football Team	P	0	0	0	0	0	0	0	0	0	0	0	0	0	0	0	0	0	0	0	0	0	0	0	0	W	31-13	
10/24	at Titans	P	0	0	0	0	0	0	0	0	0	0	0	0	0	0	0	0	0	0	0	0	0	0	0	0	L	3-27	
11/01	Giants	P	0	0	0	0	0	0	0	0	0	0	0	0	0	0	0	0	0	0	0	0	0	0	0	0	W	20-17	
11/07	Packers	P	0	0	0	0	0	0	0	0	0	0	0	0	0	0	0	0	0	0	0	0	0	0	1	0	0	W	13-7
11/14	at Raiders	P	3	0	3	0	0	0	0	0	0	0	0	0	0	0	0	0	0	0	0	0	0	0	0	0	0	W	41-14
11/21	Cowboys	P	0	0	0	0	0	0	0	0	0	0	0	0	0	0	0	0	1	1	0	0	0	0	0	0	W	19-9	
12/05	Broncos	P	0	0	0	0	0	0	0	0	0	0	0	0	0	0	0	0	0	0	0	0	0	0	0	0	W	22-9	
12/12	Raiders																										W	48-9	
12/16	at Chargers																										W	34-28+	
12/26	Steelers																										W	36-10	
01/02	at Bengals																										L	31-34	
01/08	at Broncos																										W	28-24	
2021 TOTALS		12-0	3	0	3	0	0	0	0	0	0	0	0	0	0	0	0	0	3	3	0	0	1	0	0	0	12-5		

+ - Overtime

2022 GAME-BY-GAME REGULAR-SEASON STATISTICS (CHIEFS)

DATE	OPPONENT	P/S	TACKLES					INTERCEPTIONS					FUMBLES			ST			MISC		W/L	SCORE						
			TK	S	A	SK	YDS	TFL	YDS	QBH	NO	YDS	LG	TD	PD	FF	FR	TD	YDS	TK			S	A	FF	FR	S	A
09/11	at Cardinals	P	1	1	0	0	0.0	0.0	0	0	0	0	0	0	0	0	0	0	0	0	0	0	0	0	0	0	W	44-21
09/15	Chargers	P	0	0	0	0.0	0.0	0	0	0	0	0	0	0	0	0	0	0	0	0	0	0	0	0	0	W	27-24	
09/25	at Colts	P	0	0	0	0.0	0.0	0	0	0	0	0	0	0	0	0	0	0	0	0	0	0	0	0	0	L	17-20	
10/02	at Buccaneers	P	0	0	0	0.0	0.0	0	0	0	0	0	0	0	0	0	0	0	1	0	1	1	0	0	0	W	41-31	
10/10	Raiders	P	0	0	0	0.0	0.0	0	0	0	0	0	0	0	0	0	0	0	1	1	0	0	0	0	0	W	30-29	
10/16	Bills	P	0	0	0	0.0	0.0	0	0	0	0	0	0	0	0	0	0	0	0	0	0	0	0	0	0	L	20-24	
10/23	at 49ers	P	2	1	1	0.0	0.0	0	0	0	0	0	0	0	0	0	0	0	0	0	0	0	0	0	0	W	44-23	
11/06	Titans	P	0	0	0	0.0	0.0	0	0	0	0	0	0	0	0	0	0	0	1	0	1	0	0	0	0	W	20-17+	
11/13	Jaguars	P	0	0	0	0.0	0.0	0	0	0	0	0	0	0	0	0	0	0	0	0	0	0	0	0	0	W	27-17	
11/20	at Chargers		ON INACTIVE LIST																				W	30-27				
11/27	Rams	P	0	0	0	0.0	0.0	0	0	0	0	0	0	0	0	0	0	0	0	0	0	0	0	0	0	W	26-10	
12/04	at Bengals	P	0	0	0	0.0	0.0	0	0	0	0	0	0	0	0	0	0	0	0	0	0	0	0	0	0	L	24-27	
12/11	at Broncos	P	0	0	0	0.0	0.0	0	0	0	0	0	0	0	0	0	0	0	0	0	0	0	0	0	0	W	34-28	
12/18	at Texans	P	0	0	0	0.0	0.0	0	0	0	0	0	0	0	0	0	0	0	1	0	1	0	0	0	0	W	30-24+	
12/24	Seahawks	P	0	0	0	0.0	0.0	0	0	0	0	0	0	0	0	0	0	0	0	0	0	0	0	0	0	W	24-10	
01/01	Broncos	P	0	0	0	0.0	0.0	0	0	0	0	0	0	0	0	0	0	0	0	0	0	0	0	0	0	W	27-24	
01/07	at Raiders	P	0	0	0	0.0	0.0	0	0	0	0	0	0	0	0	0	0	0	0	0	0	0	0	0	0	W	31-13	
2022 TOTALS		16-0	3	2	1	0.0	0.0	0	0	0	0	0	0	0	0	0	0	0	4	1	3	1	0	0	0	14-3		

+ - Overtime

2023 GAME-BY-GAME REGULAR-SEASON STATISTICS (COLTS)

DATE	OPPONENT	P/S	TACKLES					INTERCEPTIONS					FUMBLES			ST			MISC		W/L	SCORE					
			TK	S	A	SK	YDS	TFL	YDS	QBH	NO	YDS	LG	TD	PD	FF	FR	TD	YDS	TK			S	A	FF	FR	S
09/10	Jaguars		RESERVE/LEAGUE SUSP.																				L	21-31			
09/17	at Texans		RESERVE/LEAGUE SUSP.																				W	31-20			
09/24	at Ravens		RESERVE/LEAGUE SUSP.																				W	22-19+			
10/01	Rams		PRACTICE SQUAD																				L	23-29+			
10/08	Titans		PRACTICE SQUAD																				W	23-16			
10/15	at Jaguars		PRACTICE SQUAD																				L	20-37			
10/22	Browns		PRACTICE SQUAD																				L	38-39			
10/29	Saints	P	0	0	0	0.0	0.0	0	0	0	0	0	0	0	0	0	0	0	1	1	0	0	0	0	0	L	27-38
11/05	at Panthers	P	0	0	0	0.0	0.0	0	0	0	0	0	0	0	0	0	0	0	1	1	0	0	0	0	0	W	27-13
11/12	at Patriots		PRACTICE SQUAD																				W	10-6			
11/26	Buccaneers		PRACTICE SQUAD																				W	27-20			
12/03	at Titans		PRACTICE SQUAD																				W	31-28+			
12/10	at Bengals		PRACTICE SQUAD																				L	14-34			
12/16	Steelers		PRACTICE SQUAD																				W	30-13			
12/24	at Falcons	P	0	0	0	0.0	0.0	0	0	0	0	0	0	0	0	0	0	0	0	0	0	0	0	0	0	L	10-29
12/31	Raiders	S	4	2	2	0.0	0.0	0	0	0	0	0	0	1	0	0	0	0	0	0	0	0	0	0	0	W	23-20
01/06	Texans		INACTIVE																				L	19-23			
2023 TOTALS		4-1	4	2	2	0.0	0.0	0	0	0	0	0	0	0	0	0	0	0	2	2	0	0	0	0	0	9-8	

+ - Overtime

2024 GAME-BY-GAME REGULAR-SEASON STATISTICS (COLTS)

DATE	OPPONENT	P/S	TACKLES					INTERCEPTIONS				FUMBLES			ST			MISC	W/L	SCORE							
			TK	S	A	SK	YDS	TFL	YDS	QBH	NO	YDS	LG	TD	PD	FF	FR				TD	YDS	TK	S	A	FF	FR
09/08	Texans																								L	27-29	
09/15	at Packers	P	0	0	0	0.0	0.0	0	0	0	0	0	0	0	0	0	0	0	0	0	0	0	0	0	0	L	10-16
09/22	Bears	P	2	1	1	0.0	0.0	0	0	0	0	0	0	0	0	0	0	0	1	1	0	0	0	0	0	W	21-16
09/29	Steelers	P	5	4	1	1.0	22.0	1	22	1	0	0	0	0	0	1	1	0	3	0	0	0	0	0	0	W	27-24
10/06	at Jaguars	S	3	3	0	0.0	0.0	0	0	0	0	0	0	0	0	1	0	0	0	0	0	0	0	0	0	L	34-37
10/13	at Titans	P	0	0	0	0.0	0.0	0	0	0	0	0	0	0	0	0	0	0	0	0	0	0	0	0	0	W	20-17
10/20	Dolphins																									W	16-10
10/27	at Texans	P	0	0	0	0.0	0.0	0	0	0	0	0	0	0	0	0	0	0	0	0	0	0	0	0	0	L	20-23
11/03	at Vikings	P	0	0	0	0.0	0.0	0	0	0	0	0	0	0	0	0	0	0	0	0	0	0	0	0	0	L	13-21
11/10	Bills	P	0	0	0	0.0	0.0	0	0	0	0	0	0	0	0	0	0	0	0	0	0	0	0	0	0	L	20-30
11/17	at Jets	P	0	0	0	0.0	0.0	0	0	0	0	0	0	0	0	0	0	0	0	0	0	0	0	0	0	W	28-27
11/24	Lions	P	0	0	0	0.0	0.0	0	0	0	0	0	0	0	0	0	0	0	0	0	0	0	0	0	0	L	6-24
12/01	at Patriots	P	0	0	0	0.0	0.0	0	0	0	0	0	0	0	0	0	0	0	0	1	1	0	0	0	0	W	25-24
12/15	at Broncos	P	0	0	0	0.0	0.0	0	0	0	0	0	0	0	0	0	0	0	0	0	0	0	0	0	0	L	13-31
12/22	Titans																									W	38-30
12/29	at Giants	P	0	0	0	0.0	0.0	0	0	0	0	0	0	0	0	0	0	0	0	0	0	0	0	0	0	L	33-45
01/05	Jaguars																									W	26-23+
2024 TOTALS		13-1	10	8	2	1.0	22.0	1	22	1	0	0	0	0	0	1	2	0	3	2	2	0	0	0	0	8-9	

+ - Overtime

2025 GAME-BY-GAME REGULAR-SEASON STATISTICS (COLTS)

DATE	OPPONENT	P/S	TACKLES					INTERCEPTIONS				FUMBLES			ST			MISC	W/L	SCORE								
			TK	S	A	SK	YDS	TFL	YDS	QBH	NO	YDS	LG	TD	PD	FF	FR				TD	YDS	TK	S	A	FF	FR	S
09/07	Dolphins																									W	33-8	
09/14	Broncos	P	0	0	0	0.0	0.0	0	0	0	0	0	0	0	0	0	0	0	0	1	1	0	0	0	0	0	W	29-28
09/21	at Titans																									W	41-20	
09/28	at Rams																									L	20-27	
10/05	Raiders	P	3	1	2	0.0	0.0	0	0	0	0	0	0	2	0	0	0	0	0	0	0	0	0	0	0	W	40-6	
10/12	Cardinals	S	2	2	0	0.0	0.0	1	6	0	0	0	0	0	0	0	0	0	0	0	0	0	0	0	0	W	31-27	
2025 TOTALS		3-1	5	3	2	0.0	0.0	1	6	0	0	0	0	2	0	0	0	0	1	1	0	0	0	0	0	5-1		

2019 GAME-BY-GAME POSTSEASON STATISTICS (CHIEFS)

DATE	OPPONENT	P/S	TACKLES					INTERCEPTIONS				FUMBLES			ST			MISC	W/L	SCORE							
			TK	S	A	SK	YDS	TFL	YDS	QBH	NO	YDS	LG	TD	PD	FF	FR				TD	YDS	TK	S	A	FF	FR
01/12	Texans																									W	51-31
01/19	Titans																									W	35-24
02/02	49ers																									W	31-20
2019 TOTALS			0	0	0	0.0	0.0	0	0	0	0	0	0	0	0	0	0	0	0	0	0	0	0	0	0	3-0	

2020 GAME-BY-GAME POSTSEASON STATISTICS (CHIEFS)

DATE	OPPONENT	P/S	TACKLES					INTERCEPTIONS				FUMBLES			ST			MISC	W/L	SCORE								
			TK	S	A	SK	YDS	TFL	YDS	QBH	NO	YDS	LG	TD	PD	FF	FR				TD	YDS	TK	S	A	FF	FR	S
01/17	Browns	P	0	0	0	0.0	0.0	0	0	0	0	0	0	0	0	0	0	0	0	0	0	0	0	0	0	0	W	22-17
01/24	Bills	P	0	0	0	0.0	0.0	0	0	0	0	0	0	0	0	0	0	0	0	1	1	0	0	0	0	0	W	38-24
02/07	at Buccaneers																									L	9-31	
2020 TOTALS		2-0	0	0	0	0.0	0.0	0	0	0	0	0	0	0	0	0	0	0	1	1	0	0	0	0	0	2-1		

2021 GAME-BY-GAME POSTSEASON STATISTICS (CHIEFS)

DATE	OPPONENT	P/S	TACKLES					INTERCEPTIONS				FUMBLES			ST			MISC	W/L	SCORE							
			TK	S	A	SK	YDS	TFL	YDS	QBH	NO	YDS	LG	TD	PD	FF	FR				TD	YDS	TK	S	A	FF	FR
01/16	Steelers																									W	42-21
01/23	Bills																									W	42-36+
01/30	Bengals																									L	24-27+
2021 TOTALS			0	0	0	0.0	0.0	0	0	0	0	0	0	0	0	0	0	0	0	0	0	0	0	0	0	2-1	

+ - Overtime

2022 GAME-BY-GAME POSTSEASON STATISTICS (CHIEFS)

DATE	OPPONENT	P/S	TACKLES					INTERCEPTIONS				FUMBLES			ST			MISC	W/L	SCORE								
			TK	S	A	SK	YDS	TFL	YDS	QBH	NO	YDS	LG	TD	PD	FF	FR				TD	YDS	TK	S	A	FF	FR	S
01/21	Jaguars	P	0	0	0	0.0	0.0	0	0	0	0	0	0	0	0	0	0	0	0	1	0	1	0	0	0	0	W	27-20
2022 TOTALS		1-0	0	0	0	0.0	0.0	0	0	0	0	0	0	0	0	0	0	0	1	0	1	0	0	0	0	1-0		

LAIATU LATU

DEFENSIVE END
(LIE-AW-TOO LAW-TOO)

97

6-5 265 LBS

NFL EXP: 2

(2ND YEAR WITH THE COLTS)

BORN: 12/31/00



COLLEGE:
UCLA

4TH-AND-SHORT

- In his rookie season, he played in 17 games (one start) and recorded 32 tackles (16 solo), 5.0 tackles for loss, 4.0 sacks, one pass defended, three forced fumbles and one fumble recovery.
- Appeared in 37 career games (12 starts) at UCLA (2022-23) and Washington (2019-21) and totaled 101 tackles (62 solo), 35.5 tackles for loss, 24.0 sacks, five forced fumbles, one fumble recovery, six passes defended and two interceptions.
- Recipient of the Lombardi Award, Ted Hendricks Award, Polynesian Award and was a finalist for the Bednarik Award and Lott Impact Trophy in 2023.
- Designated as a medical retiree after suffering a neck injury at Washington, preventing him from playing the 2020-21 seasons, but was cleared and finished his career at UCLA (2022-23).



Selected by the Colts in the first round (15th overall) of the 2024 NFL Draft.

 @laiatu_latu

 @laiatulatu

HE'S BACK

There was a time when many thought Latu's football career was over, but he was never one of them. After enduring a neck injury in 2020 while playing at Washington, the program made the decision for him to medically retire after undergoing surgery. Yet, his sheer passion for the game never wavered as he completed physical therapy rehab on his own with the continuous support and encouragement from his mother, Kerry. From sending him videos of rehab on Instagram to securing a visit with Dr. Robert Watkins, she was there every step of the way. Despite wanting to continue football, Latu began playing club rugby at Washington, receiving an offer to play professionally overseas with the Seattle Seawolves, but declined to return to football. After getting medical clearance, he transferred to UCLA for two seasons to finish his collegiate campaign.

**NFL HIGHLIGHTS****CAREER**

- Has played in 22 career games (six starts) and has recorded 44 tackles (24 solo), 7.0 tackles for loss, 5.0 sacks, four passes defended, two interceptions, three forced fumbles and one fumble recovery.

2025 SEASON (COLTS)

- Has started five games and has recorded 12 tackles (10 solo), 2.0 tackles for loss, 1.0 sack, three passes defended and two interceptions. In Week 1 vs. MIA, he notched his first career interception and became the first Colts defensive end to record an interception in a season-opener

in the Indianapolis era. In Week 4 at LAR, he registered four tackles (three solo), 1.0 sack and one pass defended. In Week 5 vs. LV, he notched one solo tackle, 1.0 tackle for loss, one pass defended and one interception. He became the first Colts defensive lineman to record two picks in the same season since Billy Newsome in 1971.

2024 SEASON (COLTS)

- In 2024, he appeared in 17 games (one start) and recorded 32 tackles (16 solo), 5.0 tackles for loss, 4.0 sacks, one pass defended, three forced fumbles and one fumble recovery. In Week 3 vs. CHI, he registered one solo tackle, 1.0 tackle for loss, and his first career strip-sack. In Week 5 at JAX, he compiled six tackles (four solo) and one forced fumble. In Week 7 vs. MIA, he compiled three tackles (two solo), 1.0 tackle for loss and 1.0 sack. In Week 11 at NYJ, he registered three tackles (two solo), 2.0 tackles for loss and 1.0 sack. He set a single-game career-high in tackles for loss. In Week 12 vs. DET, he tallied four tackles (two solo), 1.0 tackle for loss, 1.0 sack and one forced fumble. It marked his second strip-sack of the season which ranked tied for first among rookies on the year.

COLLEGE

- Appeared in 37 career games (12 starts) at UCLA (2022-23) and Washington (2019-21) and totaled 101 tackles (62 solo), 35.5 tackles for loss, 24.0 sacks, five forced fumbles, one fumble recovery, six passes defended and two interceptions.
- In 2023, he started all 12 games and collected 49 tackles (28 solo), 21.5 tackles for loss, 13.0 sacks, two forced fumbles, four passes defended and two interceptions. Led the nation in tackles for loss per game (1.8) and ranked fourth nationally in sacks per game (1.08). He won the Lombardi Award, Ted Hendricks Award, Polynesian Award and was a finalist for the Bednarik Award and Lott Impact Trophy. Against USC, he recorded seven tackles (five solo), 2.0 tackles for loss and 2.0 sacks.
- Played in 13 games in 2022 and recorded 36 tackles (23 solo), 12.5 tackles for loss, 10.5 sacks, three forced fumbles, one fumble recovery and one pass defended. Totaled four tackles (three solo), 3.5 tackles for loss, 3.0 sacks and one forced fumble at Colorado.
- Did not see game action during the 2020 and 2021 seasons at Washington.
- In 2019, he appeared in 12 games and totaled 16 tackles (11 solo), 1.5 tackles for loss, half a sack and one pass defended.

PERSONAL

- Played outside linebacker and tight end at Jesuit (Calif.) High School.
- Played in the Polynesian Bowl.
- Ranked the No. 112 overall prospect and No. 6 weakside defensive end in the nation by *247Sports*.
- ESPN Top 300 recruit.
- In 2018 as a senior, he compiled 94 tackles and 29.5 tackles for loss and added 272 receiving yards on 13 receptions.
- Named to the 2018 *USA Today* All-California first team.
- As a junior in 2017, he notched 65 tackles, 17.0 tackles for loss and 12.0 sacks.
- 2017 Delta League co-All Purpose Player of the Year.

- 2017 *Sacramento Bee* First Team All-Metro.
- Studied sociology.
- First name is pronounced lie-AW-too
- Last name is pronounced LAW-too
- A native of Sacramento, Calif.

TRANSACTIONS

- Selected by the Colts in the first round (15th overall) of the 2024 NFL Draft.

LAIATU LATU'S - NFL REGULAR SEASON STATISTICS

DATE	TEAM	GP	GS	TACKLES								INTERCEPTIONS					FUMBLES				ST				MISC					
				S	A	TFL	YDS	SK	YDS	QBH	NO	YDS	LG	TD	PD	FF	FR	TD	YDS	TK	S	A	FF	FR	S	A				
2024	Colts	17	1	32	16	16	5	25	4.0	23.0	12	0	0	0	0	1	3	1	0	0	0	0	0	0	0	0	0	0	0	0
2025	Colts	5	5	12	8	4	2	7	1.0	6.0	5	2	6	6	0	3	0	0	0	0	0	0	0	0	0	0	0	0	0	
TOTALS		22	6	44	24	20	7	32	5.0	29.0	17	2	6	6	0	4	3	1	0	0	0	0	0	0	0	0	0	0	0	

SINGLE-GAME HIGHS: DEFENSIVE

Total Tackles 6 at Jacksonville Jaguars, Oct 06, 2024
4 at Los Angeles Rams, Sep 28, 2025
...3 more at 4.

Solo Tackles 4 at Jacksonville Jaguars, Oct 06, 2024
3 at Los Angeles Rams, Sep 28, 2025
2 at Tennessee Titans, Sep 21, 2025
...5 more at 2.

Sacks 1.0 at Los Angeles Rams, Sep 28, 2025
...4 more at 1.0.

Passes Defensed 1 vs. Las Vegas Raiders, Oct 05, 2025
...3 more at 1.

Forced Fumbles 1 vs. Detroit Lions, Nov 24, 2024
...2 more at 1.

Tackles For Loss 2 at New York Jets, Nov 17, 2024
1 vs. Las Vegas Raiders, Oct 05, 2025
...4 more at 1.

Interceptions 1 vs. Las Vegas Raiders, Oct 05, 2025
...1 more at 1.

Interception Return Yards 6 vs. Miami Dolphins, Sep 07, 2025

2024 GAME-BY-GAME REGULAR-SEASON STATISTICS (COLTS)

DATE	OPPONENT	P/S	TACKLES							INTERCEPTIONS				FUMBLES			ST			MISC		W/L	SCORE				
			TK	S	A	SK	YDS	TFL	YDS	QBH	NO	YDS	LG	TD	PD	FF	FR	TD	YDS	TK	S			A	FF	FR	S
09/08	Texans	P	0	0	0	0.0	0.0	0	0	0	0	0	0	0	0	0	0	0	0	0	0	0	0	0	0	L	27-29
09/15	at Packers	P	1	0	1	0.0	0.0	0	0	0	0	0	0	0	0	1	0	0	0	0	0	0	0	0	0	L	10-16
09/22	Bears	P	1	1	0	1.0	6.0	1	6	1	0	0	0	0	0	1	0	0	0	0	0	0	0	0	0	W	21-16
09/29	Steelers	P	1	0	1	0.0	0.0	0	0	0	1	0	0	0	0	1	0	0	0	0	0	0	0	0	0	W	27-24
10/06	at Jaguars	S	6	4	2	0.0	0.0	0	0	0	0	0	0	0	0	1	0	0	0	0	0	0	0	0	0	L	34-37
10/13	at Titans	P	2	2	0	0.0	0.0	0	0	0	2	0	0	0	0	0	0	0	0	0	0	0	0	0	0	W	20-17
10/20	Dolphins	P	3	2	1	1.0	4.0	1	4	1	0	0	0	0	0	0	0	0	0	0	0	0	0	0	0	W	16-10
10/27	at Texans	P	0	0	0	0.0	0.0	0	0	0	1	0	0	0	0	0	0	0	0	0	0	0	0	0	0	L	20-23
11/03	at Vikings	P	0	0	0	0.0	0.0	0	0	0	1	0	0	0	0	0	0	0	0	0	0	0	0	0	0	L	13-21
11/10	Bills	P	4	1	3	0.0	0.0	0	0	0	0	0	0	0	0	0	0	0	0	0	0	0	0	0	0	L	20-30
11/17	at Jets	P	3	2	1	1.0	7.0	2	12	3	0	0	0	0	0	0	0	0	0	0	0	0	0	0	0	W	28-27
11/24	Lions	P	4	2	2	1.0	6.0	1	3	2	0	0	0	0	0	1	0	0	0	0	0	0	0	0	0	L	6-24
12/01	at Patriots	P	0	0	0	0.0	0.0	0	0	0	0	0	0	0	0	0	0	0	0	0	0	0	0	0	0	W	25-24
12/15	at Broncos	P	2	0	2	0.0	0.0	0	0	0	0	0	0	0	0	0	0	0	0	0	0	0	0	0	0	L	13-31
12/22	Titans	P	4	2	2	0.0	0.0	0	0	0	0	0	0	0	0	0	0	0	0	0	0	0	0	0	0	W	38-30
12/29	at Giants	P	0	0	0	0.0	0.0	0	0	0	0	0	0	0	0	0	0	0	0	0	0	0	0	0	0	L	33-45
01/05	Jaguars	P	1	0	1	0.0	0.0	0	0	0	0	0	0	0	0	0	0	0	0	0	0	0	0	0	0	W	26-23+
2024 TOTALS		17-1	32	16	16	4.0	23.0	5	25	12	0	0	0	0	1	3	1	0	0	0	0	0	0	0	0	8-9	

+ - Overtime

2025 GAME-BY-GAME REGULAR-SEASON STATISTICS (COLTS)

DATE	OPPONENT	P/S	TACKLES							INTERCEPTIONS				FUMBLES			ST			MISC		W/L	SCORE					
			TK	S	A	SK	YDS	TFL	YDS	QBH	NO	YDS	LG	TD	PD	FF	FR	TD	YDS	TK	S			A	FF	FR	S	A
09/07	Dolphins	S	1	1	0	0.0	0.0	0	0	0	1	6	6	0	1	0	0	0	0	0	0	0	0	0	0	0	W	33-8
09/14	Broncos										ON INACTIVE LIST															W	29-28	
09/21	at Titans	S	3	2	1	0.0	0.0	0	0	0	0	0	0	0	0	0	0	0	0	0	0	0	0	0	0	W	41-20	
09/28	at Rams	S	4	3	1	1.0	6.0	1	6	2	0	0	0	0	1	0	0	0	0	0	0	0	0	0	0	L	20-27	
10/05	Raiders	S	1	1	0	0.0	0.0	1	1	0	1	0	0	0	1	0	0	0	0	0	0	0	0	0	0	W	40-6	
10/12	Cardinals	S	3	1	2	0.0	0.0	0	0	3	0	0	0	0	0	0	0	0	0	0	0	0	0	0	0	W	31-27	
2025 TOTALS		5-5	12	8	4	1.0	6.0	2	7	5	2	6	6	0	3	0	0	0	0	0	0	0	0	0	0	5-1		

RILEY LEONARD

QUARTERBACK

15



6-4 213 LBS
NFL EXP: ROOKIE
(1ST YEAR WITH THE COLTS)
BORN: 9/13/02



COLLEGE:
NOTRE DAME

4TH-AND-SHORT

- Appeared in 43 career games (37 starts) at Notre Dame (2024) and Duke (2021-23) and completed 651-of-1,021 passes for 7,311 yards with 45 touchdowns and 18 interceptions. Also totaled 413 carries for 2,130 yards (5.2 avg.) and 36 touchdowns.
- Set the Notre Dame single-season record for rushing touchdowns (17) by a quarterback in 2024.
- Sugar Bowl and Orange Bowl Offensive MVPs in 2024.
- Honorable Mention All-ACC (2022)
- 2x All-ACC Academic (2022, 2023)

DOWN THE STRETCH

What are your hobbies off the field: Fish, golf, go to church, laugh.

What is on your bucket list: Win a Super Bowl and find an animal that's been deemed extinct

What is the best concert you've been to: Jack Johnson

Favorite midnight snack: Pizza

What is your hidden talent: I'm good at digging holes.

What is the best advice you've been given: It's not that hard.

What is one of your proudest accomplishments: Hands down giving my life to Christ.

Who is your mentor: My grandfather. He has a nonprofit organization, "Buy a Brick Foundation" in Zimbabwe, Africa where he goes for six months every year and builds schools and wells.

Selected by the Colts in the sixth round (189th overall) of the 2025 NFL Draft.

X @rileyleonard13_

IG @riley.jleonard

MOM'S TWO WORDS

Before Leonard puts on the pads, he always reads his pre-game text from his mom, Heather. Her encouraging words? 'You suck!' It's a tradition dating back to when the Fairhope, Ala. native was in high school and needed a switch up from getting praise for his play on the field. Though it may sound harsh, it's Heather's way of saying she's behind Leonard every step of the way. The two-word mantra didn't stick solely to the Leonards, though: Heather appeared on *College Gameday* in 2023 to give the entire crew bracelets with the phrase.

NFL HIGHLIGHTS

2025 SEASON (COLTS)

- He has been active for one game but did not see game action.

COLLEGE

- Appeared in 43 career games (37 starts) at Notre Dame (2024) and Duke (2021-23) and completed 651-of-1,021 passes for 7,311 yards with 45 touchdowns and 18 interceptions. Also totaled 413 carries for 2,130 yards (5.2 avg.) and 36 touchdowns.
- As a team captain in 2024, started all 16 games and completed 269-of-403 passes for 2,861 yards with 21 touchdowns and eight interceptions. Added 184 carries for 906 yards (4.9 avg.) and 17 touchdowns.
- As a team captain in 2023, started first seven games of the season and completed 95-of-165 passes for 1,102 yards with three touchdowns and three interceptions before suffering a season-ending ankle injury. Also tallied 58 carries for 352 yards (6.1 avg.) and four touchdowns. He was named Academic All-ACC selection.
- Started all 13 games in 2022 and completed 250-of-391 passes for 2,967 yards with 20 touchdowns and six interceptions. Led the team in rushing with 124 carries for 699 yards (5.6 avg.) and 13 touchdowns. Garnered Honorable

Mention All-ACC recognition and was a CSC Academic All-District honoree. He garnered Academic All-ACC honors.

- As a true freshman in 2021, saw action in seven games (one start) and completed 37-of-62 passes for 381 yards with one touchdown and one interception. Also had 47 carries for 173 yards (3.7 avg.) and two touchdowns.

PERSONAL

- Was a four-year letterwinner at Fairhope (Ala.) High School under coach Tim Carter.
- Considered a three-star prospect by *ESPN*, *Rivals* and *247Sports*.
- As a senior, threw for 1,900 yards and 25 touchdowns, while rushing for 500 yards.
- Garnered all-state honors following final season.
- Named the Class 7A Player of the Year and the *AL.com* Coastal Player of the Year after leading the Pirates to a 27-2 record.
- Also lettered in basketball and track.
- Named a two-time basketball *AL.com* Edward Jones Coastal Male Athlete of the Year (2020 and 2021).
- Participated in the Alabama-Mississippi All-Star Classic and was also one of five players named to the *Alabama Sports Writers Association* Super All-State Basketball Team.
- Son of Chad and Heather Leonard. Father played basketball at The Citadel (1992-95), where he finished his career with 137 steals (second-most in program history).
- His uncle, Michael Sabol, played basketball at Georgetown University (1990-91).
- At Duke, he majored in public policy while pursuing a certificate in markets and management.
- Engaged to his fiancé, Molly.

TRANSACTIONS

- Selected by the Colts in the sixth round (189th overall) of the 2025 NFL Draft.

RILEY LEONARD'S - NFL REGULAR SEASON STATISTICS

DATE	TEAM	GP	GS	ATT.	CMP.	PCT.	YDS	AVG.	TD	INT.	LG	SK	LST	RATE
2025	Colts	0	0	0	0	0.0	0	0.0	0	0	0	0	0	0.0
TOTALS		0	0	0	0	0.0	0	0.0	0	0	0	0	0	0.0

RILEY LEONARD'S - NFL REGULAR SEASON STATISTICS

DATE	TEAM	NO.	YDS.	AVG.	LG	TD
2025	Colts	0	0	0.0	0	0
TOTALS		0	0	0.0	0	0

RILEY LEONARD'S - NFL REGULAR SEASON STATISTICS

DATE	TEAM	GP	GS	PASSING											RUSHING					
				ATT.	CMP.	PCT.	YDS	AVG.	TD	INT.	LG	SK	LST	RATE	NO.	YDS.	AVG.	LG	TD	
2025	Colts	0	0	0	0	0.0	0	0.0	0	0	0	0	0	0	0.0	0	0	0.0	0	0
TOTALS		0	0	0	0	0.0	0	0.0	0	0	0	0	0	0	0.0	0	0	0.0	0	0

2025 GAME-BY-GAME REGULAR-SEASON STATISTICS (COLTS)

DATE	OPPONENT	P/S	PASSING											RUSHING				W/L	SCORE			
			ATT	CMP	YDS	PCT	Y/A	Y/C	TD	INT	LG	SK/YD	RATE	ATT	YDS	LG	TD					
09/07	Dolphins																				W	33-8
09/14	Broncos																				W	29-28
09/21	at Titans																				W	41-20
09/28	at Rams																				L	20-27
10/05	Raiders																				W	40-6
10/12	Cardinals																				W	31-27
2025 TOTALS		0-0	0	0	0	0.0	0.0	0.0	0	0	0	0	0/0	0.0	0	0	0	0	0	0	5-1	

TYQUAN LEWIS

DEFENSIVE END
(TIE-KWON)

94

6-3 267 LBS

NFL EXP: 8

(8TH YEAR WITH THE COLTS)

BORN: 1/30/95



**COLLEGE:
OHIO STATE**

4TH-AND-SHORT

- In his first seven seasons, he compiled 119 tackles (81 solo), 28.0 tackles for loss, 15.0 sacks, 10 passes defended, one interception and two forced fumbles in 75 games (19 starts).
- In Week 8 of 2020 at DET, he tallied 2.0 tackles for loss and 2.0 sacks, which both tied single-game career highs.
- Finished his career at Ohio State with 23.5 sacks, which ranked sixth all-time in school history.
- Named the 2016 Smith-Brown Defensive Lineman of the Year (best defensive lineman in the Big Ten).

DOWN THE STRETCH

Pregame ritual: I like to put on some nice calm music. I listen to the The Weeknd a lot.

What is on your bucket list: As a kid, I always wanted to swim with a killer whale.

Do you have any pets: I have a Rottweiler named Apollo.

Do you have any hidden talents: I can dunk really well.

Who is your greatest inspiration: My great grandmother and my mom.

Favorite movie: "Cinderella Man"

Which three people would you invite to dinner: Will Smith, my great grandmother and my grandpa.

What is the strangest thing you have ever eaten: Calamari



Selected by the Colts in the second round (64th overall) of the 2018 NFL Draft.

@PRIMETIME_LEWIS

@PRIMETIME_LEWIS

A FAMILY MAN

Lewis was the male leader in his household growing up. His father wasn't around and Lewis took on the responsibility of being a role model to his three younger brothers. He would always go to their games when he could and offer advice to them. When he left home to go to Ohio State, his family adapted and still managed to stay close. He decided to host his draft party back home in Pinetops, N.C. with friends and family. After he got the call from the Colts, he even made sure to FaceTime his brother to make sure he was included in the family photo celebrating the occasion.



NFL HIGHLIGHTS

CAREER

- In eight seasons with the Colts (2018-25), he has appeared in 81 games (19 starts) and has compiled 125 tackles (86 solo), 32.0 tackles for loss, 18.0 sacks, 11 passes defended, one interception and two forced fumbles. Has competed in one postseason game and has tallied three solo tackles.

2025 SEASON (COLTS)

- Has appeared in six games and has registered six tackles (five solo), 4.0 tackles for loss, 3.0 sacks and one pass defended. In Week 3 vs. TEN, he compiled three solo tackles, a career-high 3.0 tackles for loss and a career-high-tying 2.0 sacks.

2024 SEASON (COLTS)

- He appeared in 10 games (four starts) in 2024 and registered 24 tackles (14 solo), 2.0 tackles for loss, 1.5 sacks and one forced fumble. In

Week 1 vs. HOU, he tallied six tackles (four solo), 1.0 tackle for loss and 1.0 sack.

2023 SEASON (COLTS)

- In 2023, he competed in all 17 games and tallied 25 tackles (18 solo), 9.0 tackles for loss, 4.0 sacks and three passes defended. In Week 6 at JAX, he totaled two tackles (one solo), 1.0 tackle for loss and 1.0 sack. In Week 10 at NE, he tallied two tackles, 1.0 tackle for loss and 1.0 sack. In Week 12 vs. TB, he collected two tackles, 1.0 sack and one pass defended. In Week 17 vs. LV, he tallied two tackles (one solo), 1.0 tackle for loss and 1.0 sack.

2022 SEASON (COLTS)

- He appeared in seven games (four starts) in 2022 and compiled 14 tackles (eight solo), 2.0 tackles for loss, 1.0 sack, two passes defended and one forced fumble. Placed on the Injured Reserve list on October 31, 2022.

2021 SEASON (COLTS)

- In 2021, he competed in eight games (two starts) and registered 14 tackles (10 solo), 3.0 tackles for loss, 2.5 sacks, two passes defended and one interception. In Week 5 at BAL, he compiled five tackles (two solo) and 1.5 sacks. In Week 8 vs. TEN, he compiled one solo tackle, 1.0 tackle for loss, 1.0 sack, one pass defended and one interception. Placed on the Injured Reserve list on November 1, 2021.

2020 SEASON (COLTS)

- Appeared in all 16 games (four starts) in 2020 and tallied 24 tackles (19 solo), 8.0 tackles for loss, 4.0 sacks and two passes defended. In Week 2 vs. MIN, he accumulated two tackles (one solo), 1.0 tackle for loss and 1.0 sack. In Week 6 vs. CIN, he recorded five tackles (two solo), 1.0 tackle for loss and half a sack. In Week 8 at DET, he tallied three solo tackles, 2.0 tackles for loss, 2.0 sacks and one pass defended. He tied his career-highs in tackles for loss and sacks. In Week 12 vs. TEN, he recorded five solo tackles, 1.0 tackle for loss and one pass defended. Competed in one postseason game and tallied three solo tackles.

2019 SEASON (COLTS)

- In 2019, appeared in nine games and registered five tackles (three solo) and 1.0 tackle for loss.

2018 SEASON (COLTS)

- In 2018, he played in eight games (six starts) and tallied 13 tackles (nine solo), 3.0 tackles for loss, 2.0 sacks and one pass defended. In Week 15 vs. DAL, he had four tackles (three solo), 2.0 tackles for loss and 2.0 sacks.

COLLEGE

- Played in 53 games (36 starts) in four seasons (2014-17) as a defensive lineman at Ohio State.
- Helped the Buckeyes win six different

TYQUAN LEWIS

DEFENSIVE END
(TIE-KWON)

94

championships: the 2014 College Football Playoff (CFP) National Championship, a 2014 Sugar Bowl title, a 2015 Fiesta Bowl title, a 2017 Cotton Bowl title and Big Ten championships in 2014 and 2017.

- The two-time team captain finished his career with 112 tackles (63 solo), 36.5 tackles for loss, 23.5 sacks, five passes defended and five forced fumbles.
- In 2016, was named the Smith-Brown Defensive Lineman of the Year, awarded to the best defensive lineman in the Big Ten.
- His 23.5 sacks rank sixth all-time in Ohio State history.
- As a senior team captain in 2017, played in all 14 games (10 starts) for the Buckeyes. Tallied 20 tackles (12 solo), 9.5 tackles for loss, 7.0 sacks, two passes defended and two forced fumbles. Was a First Team All-Big Ten selection from the coaches and media..
- In 2016, was named a team captain and started all 13 games for the second consecutive season. Registered 29 tackles (17 solo), 10.5 tackles for loss, 8.0 sacks, two passes defended and three forced fumbles.
- Started all 13 games on the defensive line for Ohio State in 2015. Totaled career-highs in tackles (54) and tackles for loss (14.0) and had 8.0 sacks and one pass defended. Received All-Big Ten honorable mention accolades from the coaches and media.
- Appeared in 13 games in 2014, including the CFP national semifinal vs. Alabama and CFP National

Championship game against Oregon, and recorded nine tackles (three solo), 2.5 tackles for loss and half a sack.

PERSONAL

- Attended Tarboro (N.C.) High School, where he helped the Vikings win three consecutive North Carolina Class 2A state championships under coach Jeff Craddock.
- Finished his senior season with 13.0 sacks and was named to The Associated Press All-State team.
- Rated as a four-star defensive end prospect (*Rivals*, *Scout* and *247Sports*).
- Participated in the NFL's My Cause My Cleats initiative and represented the Alzheimer's Association (2018-23).
- In 2023, he volunteered around Thanksgiving for the Horseshoe Helpings Colts community event.
- In 2020, he volunteered at a Colts' mobile pantry distribution as part of the No One Runs on Empty program.
- Graduated from Ohio State in December of 2016 with a degree in sociology.
- First name is pronounced TIE-kwon.
- Native of Tarboro, N.C.

TRANSACTIONS

- Selected by the Colts in the second round (64th overall) of the 2018 NFL Draft.

TYQUAN LEWIS' - NFL REGULAR SEASON STATISTICS

DATE	TEAM	GP	GS	TACKLES							QBH	INTERCEPTIONS					FUMBLES			ST			MISC													
				TK	S	A	TFL	YDS	SK	YDS		NO	YDS	LG	TD	PD	FF	FR	TD	YDS	TK	S	A	FF	FR	S	A									
2018	Colts	8	6	13	9	4	3	18	2.0	16.0	8	0	0	0	0	1	0	0	0	0	0	0	0	0	0	0	0	0	0	0	0	0	0	0		
2019	Colts	9	0	5	3	2	1	2	0.0	0.0	1	0	0	0	0	0	0	0	0	0	0	0	0	0	0	0	0	0	0	0	0	0	0	0		
2020	Colts	16	3	24	19	5	8	21	4.0	20.0	6	0	0	0	0	2	0	0	0	0	0	0	0	0	0	0	0	0	0	0	0	0	0	0	0	
2021	Colts	8	2	14	10	4	3	11	2.5	3.5	6	1	8	8	0	2	0	0	0	0	0	0	0	0	0	0	0	0	0	0	0	0	0	0	0	
2022	Colts	7	4	14	8	6	2	11	1.0	8.0	4	0	0	0	0	2	1	0	0	0	0	0	0	0	0	0	0	0	0	0	0	0	0	0	0	
2023	Colts	17	0	25	18	7	9	35	4.0	28.5	13	0	0	0	0	3	0	0	0	0	0	0	0	0	0	0	0	0	0	0	0	0	0	0	0	0
2024	Colts	10	4	24	14	10	2	20	1.5	9.5	4	0	0	0	0	1	0	0	0	0	0	0	0	0	0	0	0	0	0	0	0	0	0	0	0	0
2025	Colts	6	0	6	5	1	4	19	3.0	18.0	3	0	0	0	0	1	0	0	0	0	0	0	0	0	0	0	0	0	0	0	0	0	0	0	0	0
TOTALS		81	19	125	86	39	32	137	18.0	103.5	45	1	8	8	0	11	2	0	0	0	0	0	0	0	0	0	0	0	0	0	0	0	0	0	0	0

TYQUAN LEWIS' - NFL POSTSEASON STATISTICS

DATE	TEAM	GP	GS	TACKLES							QBH	INTERCEPTIONS					FUMBLES			ST			MISC													
				TK	S	A	TFL	YDS	SK	YDS		NO	YDS	LG	TD	PD	FF	FR	TD	YDS	TK	S	A	FF	FR	S	A									
2018	Colts	0	0	0	0	0	0	0	0.0	0.0	0	0	0	0	0	0	0	0	0	0	0	0	0	0	0	0	0	0	0	0	0	0	0	0	0	
2020	Colts	1	0	3	3	0	0	0	0.0	0.0	1	0	0	0	0	0	0	0	0	0	0	0	0	0	0	0	0	0	0	0	0	0	0	0	0	0
TOTALS		1	0	3	3	0	0	0	0.0	0.0	1	0	0	0	0	0	0	0	0	0	0	0	0	0	0	0	0	0	0	0	0	0	0	0	0	0

TYQUAN LEWIS

DEFENSIVE END
(TIE-KWON)

94

SINGLE-GAME HIGHS: DEFENSIVE

Total Tackles	6 vs. Houston Texans, Sep 08, 2024 5 at Green Bay Packers, Sep 15, 2024 ...3 more at 5.	Forced Fumbles	1 at New England Patriots, Dec 01, 2024 ...1 more at 1.
Solo Tackles	5 vs. Tennessee Titans, Nov 29, 2020 4 vs. Chicago Bears, Sep 22, 2024 ...1 more at 4.	Tackles For Loss	3 at Tennessee Titans, Sep 21, 2025 2 at Tennessee Titans, Nov 12, 2020 ...2 more at 2.
Sacks	2.0 at Tennessee Titans, Sep 21, 2025 ...2 more at 2.0.	Interceptions	1 vs. Tennessee Titans, Oct 31, 2021
Passes Defensed	1 vs. Tampa Bay Buccaneers, Nov 26, 2023 ...9 more at 1.	Interception Return Yards	8 vs. Tennessee Titans, Oct 31, 2021

SINGLE-GAME HIGHS - POSTSEASON: DEFENSIVE

Total Tackles	3 at Buffalo Bills, Jan 09, 2021	Solo Tackles	3 at Buffalo Bills, Jan 09, 2021
----------------------	----------------------------------	---------------------	----------------------------------

2018 GAME-BY-GAME REGULAR-SEASON STATISTICS (COLTS)

DATE	OPPONENT	P/S	TACKLES							INTERCEPTIONS				FUMBLES				ST			MISC		W/L	SCORE					
			TK	S	A	SK	YDS	TFL	YDS	QBH	NO	YDS	LG	TD	PD	FF	FR	TD	YDS	TK	S	A			FF	FR	S	A	
09/09	Bengals																										L	23-34	
09/16	at Redskins																										W	21-9	
09/23	at Eagles																										L	16-20	
09/30	Texans																										L	34-37+	
10/04	at Patriots																										L	24-38	
10/14	at Jets																										L	34-42	
10/21	Bills																										W	37-5	
10/28	at Raiders																										W	42-28	
11/11	Jaguars	S	3	2	1	0.0	0.0	0	0	1	0	0	0	0	1	0	0	0	0	0	0	0	0	0	0	0	0	W	29-26
11/18	Titans	S	3	2	1	0.0	0.0	1	2	0	0	0	0	0	0	0	0	0	0	0	0	0	0	0	0	0	0	W	38-10
11/25	Dolphins	S	0	0	0	0.0	0.0	0	0	2	0	0	0	0	0	0	0	0	0	0	0	0	0	0	0	0	0	W	27-24
12/02	at Jaguars	S	0	0	0	0.0	0.0	0	0	2	0	0	0	0	0	0	0	0	0	0	0	0	0	0	0	0	0	L	0-6
12/09	at Texans	P	1	0	1	0.0	0.0	0	0	0	0	0	0	0	0	0	0	0	0	0	0	0	0	0	0	0	0	W	24-21
12/16	Cowboys	P	4	3	1	2.0	16.0	2	16	2	0	0	0	0	0	0	0	0	0	0	0	0	0	0	0	0	0	W	23-0
12/23	Giants	S	2	2	0	0.0	0.0	0	0	1	0	0	0	0	0	0	0	0	0	0	0	0	0	0	0	0	0	W	28-27
12/30	at Titans	S	0	0	0	0.0	0.0	0	0	0	0	0	0	0	0	0	0	0	0	0	0	0	0	0	0	0	0	W	33-17
2018 TOTALS		8-6	13	9	4	2.0	16.0	3	18	8	0	0	0	0	1	0	0	0	0	0	0	0	0	0	0	0	0	0	10-6

+ - Overtime

2019 GAME-BY-GAME REGULAR-SEASON STATISTICS (COLTS)

DATE	OPPONENT	P/S	TACKLES							INTERCEPTIONS				FUMBLES				ST			MISC		W/L	SCORE					
			TK	S	A	SK	YDS	TFL	YDS	QBH	NO	YDS	LG	TD	PD	FF	FR	TD	YDS	TK	S	A			FF	FR	S	A	
09/08	at Chargers																											L	24-30+
09/15	at Titans	P	1	0	1	0.0	0.0	0	0	0	0	0	0	0	0	0	0	0	0	0	0	0	0	0	0	0	0	W	19-17
09/22	Falcons	P	0	0	0	0.0	0.0	0	0	0	0	0	0	0	0	0	0	0	0	0	0	0	0	0	0	0	0	W	27-24
09/29	Raiders																											L	24-31
10/06	at Chiefs																											W	19-13
10/20	Texans																										W	30-23	
10/27	Broncos																										W	15-13	
11/03	at Steelers																										L	24-26	
11/10	Dolphins																										L	12-16	
11/17	Jaguars	P	0	0	0	0.0	0.0	0	0	0	0	0	0	0	0	0	0	0	0	0	0	0	0	0	0	0	0	W	33-13
11/21	at Texans	P	0	0	0	0.0	0.0	0	0	0	0	0	0	0	0	0	0	0	0	0	0	0	0	0	0	0	0	L	17-20
12/01	Titans	P	0	0	0	0.0	0.0	0	0	0	0	0	0	0	0	0	0	0	0	0	0	0	0	0	0	0	0	L	17-31
12/08	at Buccaneers	P	2	1	1	0.0	0.0	0	0	0	0	0	0	0	0	0	0	0	0	0	0	0	0	0	0	0	0	L	35-38
12/16	at Saints	P	1	1	0	0.0	0.0	1	2	0	0	0	0	0	0	0	0	0	0	0	0	0	0	0	0	0	0	L	7-34
12/22	Panthers	P	1	1	0	0.0	0.0	0	0	0	0	0	0	0	0	0	0	0	0	0	0	0	0	0	0	0	0	W	38-6
12/29	at Jaguars	P	0	0	0	0.0	0.0	0	0	1	0	0	0	0	0	0	0	0	0	0	0	0	0	0	0	0	0	L	20-38
2019 TOTALS		9-0	5	3	2	0.0	0.0	1	2	1	0	0	0	0	0	0	0	0	0	0	0	0	0	0	0	0	0	7-9	

+ - Overtime

TYQUAN LEWIS

DEFENSIVE END
(TIE-KWON)

94

2020 GAME-BY-GAME REGULAR-SEASON STATISTICS (COLTS)

DATE	OPPONENT	P/S	TACKLES							INTERCEPTIONS				FUMBLES			ST			MISC		W/L	SCORE				
			TK	S	A	SK	YDS	TFL	YDS	QBH	NO	YDS	LG	TD	PD	FF	FR	TD	YDS	TK	S			A	FF	FR	S
09/13	at Jaguars	P	0	0	0	0.0	0.0	0	0	0	0	0	0	0	0	0	0	0	0	0	0	0	0	0	0	L	20-27
09/20	Vikings	P	2	1	1	1.0	5.0	1	5	1	0	0	0	0	0	0	0	0	0	0	0	0	0	0	0	W	28-11
09/27	Jets	P	0	0	0	0.0	0.0	0	0	0	0	0	0	0	0	0	0	0	0	0	0	0	0	0	0	W	36-7
10/04	at Bears	P	0	0	0	0.0	0.0	0	0	0	0	0	0	0	0	0	0	0	0	0	0	0	0	0	0	W	19-11
10/11	at Browns	P	0	0	0	0.0	0.0	0	0	0	0	0	0	0	0	0	0	0	0	0	0	0	0	0	0	L	23-32
10/18	Bengals	P	5	2	3	0.5	2.5	1	1	1	0	0	0	0	0	0	0	0	0	0	0	0	0	0	0	W	31-27
11/01	at Lions	P	3	3	0	2.0	10.0	2	10	2	0	0	0	0	1	0	0	0	0	0	0	0	0	0	0	W	41-21
11/08	Ravens	P	0	0	0	0.0	0.0	0	0	0	0	0	0	0	0	0	0	0	0	0	0	0	0	0	0	L	10-24
11/12	at Titans	P	3	3	0	0.0	0.0	2	2	2	0	0	0	0	0	0	0	0	0	0	0	0	0	0	0	W	34-17
11/22	Packers	S	3	3	0	0.0	0.0	0	0	0	0	0	0	0	0	0	0	0	0	0	0	0	0	0	0	W	34-31+
11/29	Titans	S	5	5	0	0.0	0.0	1	0	0	0	0	0	0	1	0	0	0	0	0	0	0	0	0	0	L	26-45
12/06	at Texans	P	0	0	0	0.0	0.0	0	0	1	0	0	0	0	0	0	0	0	0	0	0	0	0	0	0	W	26-20
12/13	at Raiders	P	1	1	0	0.0	0.0	1	3	0	0	0	0	0	0	0	0	0	0	0	0	0	0	0	0	W	44-27
12/20	Texans	S	1	0	1	0.5	2.5	0	0	1	0	0	0	0	0	0	0	0	0	0	0	0	0	0	0	W	27-20
12/27	at Steelers	P	1	1	0	0.0	0.0	0	0	0	0	0	0	0	0	0	0	0	0	0	0	0	0	0	0	L	24-28
01/03	Jaguars	P	0	0	0	0.0	0.0	0	0	0	0	0	0	0	0	0	0	0	0	0	0	0	0	0	0	W	28-14
2020 TOTALS		16-3	24	19	5	4.0	20.0	8	21	6	0	0	0	0	2	0	0	0	0	0	0	0	0	0	0	11-5	

+ - Overtime

2021 GAME-BY-GAME REGULAR-SEASON STATISTICS (COLTS)

DATE	OPPONENT	P/S	TACKLES							INTERCEPTIONS				FUMBLES			ST			MISC		W/L	SCORE				
			TK	S	A	SK	YDS	TFL	YDS	QBH	NO	YDS	LG	TD	PD	FF	FR	TD	YDS	TK	S			A	FF	FR	S
09/12	Seahawks	P	1	1	0	0.0	0.0	0	0	1	0	0	0	0	0	0	0	0	0	0	0	0	0	0	0	L	16-28
09/19	Rams	P	0	0	0	0.0	0.0	0	0	0	0	0	0	0	1	0	0	0	0	0	0	0	0	0	0	L	24-27
09/26	at Titans	P	2	1	1	0.0	0.0	0	0	0	0	0	0	0	0	0	0	0	0	0	0	0	0	0	0	L	16-25
10/03	at Dolphins	S	2	2	0	0.0	0.0	1	7	0	0	0	0	0	0	0	0	0	0	0	0	0	0	0	0	W	27-17
10/11	at Ravens	S	5	2	3	1.5	2.5	0	0	2	0	0	0	0	0	0	0	0	0	0	0	0	0	0	0	L	25-31+
10/17	Texans	P	2	2	0	0.0	0.0	0	0	0	0	0	0	0	0	0	0	0	0	0	0	0	0	0	0	W	31-3
10/24	at 49ers	P	1	1	0	0.0	0.0	1	3	1	0	0	0	0	0	0	0	0	0	0	0	0	0	0	0	W	30-18
10/31	Titans																									L	31-34+
11/04	Jets																									W	45-30
11/14	Jaguars																									W	23-17
11/21	at Bills																									W	41-15
11/28	Buccaneers																									L	31-38
12/05	at Texans																									W	31-0
12/18	Patriots																									W	27-17
12/25	at Cardinals																									W	22-16
01/02	Raiders																									L	20-23
01/09	at Jaguars																									L	11-26
2021 TOTALS		7-2	13	9	4	1.5	2.5	2	10	4	0	0	0	0	1	0	0	0	0	0	0	0	0	0	0	9-8	

+ - Overtime

TYQUAN LEWIS

DEFENSIVE END
(TIE-KWON)

94

2022 GAME-BY-GAME REGULAR-SEASON STATISTICS (COLTS)

DATE	OPPONENT	P/S	TACKLES							INTERCEPTIONS				FUMBLES			ST			MISC		W/L	SCORE					
			TK	S	A	SK	YDS	TFL	YDS	QBH	NO	YDS	LG	TD	PD	FF	FR	TD	YDS	TK	S			A	FF	FR	S	A
09/11	at Texans	P	1	1	0	0	0.0	0.0	0	0	0	0	0	0	0	0	0	0	0	0	0	0	0	0	0	0	T	20-20
09/18	at Jaguars	P	2	1	1	0	0.0	0.0	0	0	0	1	0	0	0	0	0	0	0	0	0	0	0	0	0	0	L	0-24
09/25	Chiefs	P	0	0	0	0	0.0	0.0	0	0	0	0	0	0	0	0	0	0	0	0	0	0	0	0	0	0	W	20-17
10/02	Titans	S	3	1	2	0	0.0	0.0	0	0	0	0	0	0	0	0	0	0	0	0	0	0	0	0	0	0	L	17-24
10/06	at Broncos		INACTIVE																								W	12-9+
10/16	Jaguars	S	4	3	1	1	0.0	8.0	1	8	1	0	0	0	0	0	1	0	0	0	0	0	0	0	0	0	W	34-27
10/23	at Titans	S	3	2	1	0	0.0	0.0	1	3	0	0	0	0	0	0	0	0	0	0	0	0	0	0	0	0	L	10-19
10/30	Commanders		INJURED RESERVE																								L	16-17
11/06	at Patriots		INJURED RESERVE																								L	3-26
11/13	at Raiders		INJURED RESERVE																								W	25-20
11/20	Eagles		INJURED RESERVE																								L	16-17
11/28	Steelers		INJURED RESERVE																								L	17-24
12/04	at Cowboys		INJURED RESERVE																								L	19-54
12/17	at Vikings		INJURED RESERVE																								L	36-39+
12/26	Chargers		INJURED RESERVE																								L	3-20
01/01	at Giants		INJURED RESERVE																								L	10-38
01/08	Texans		INJURED RESERVE																								L	31-32
2022 TOTALS	6-3		13	8	5	1.0	8.0	2	11	2	0	0	0	0	1	1	0	0	0	0	0	0	0	0	0	0	4-12-1	

+ - Overtime

2023 GAME-BY-GAME REGULAR-SEASON STATISTICS (COLTS)

DATE	OPPONENT	P/S	TACKLES							INTERCEPTIONS				FUMBLES			ST			MISC		W/L	SCORE					
			TK	S	A	SK	YDS	TFL	YDS	QBH	NO	YDS	LG	TD	PD	FF	FR	TD	YDS	TK	S			A	FF	FR	S	A
09/10	Jaguars	P	0	0	0	0	0.0	0.0	0	0	0	0	0	0	0	0	0	0	0	0	0	0	0	0	0	0	L	21-31
09/17	at Texans	P	2	2	0	0	0.0	0.0	0	0	0	0	0	0	0	0	0	0	0	0	0	0	0	0	0	0	W	31-20
09/24	at Ravens	P	1	1	0	0	0.0	0.0	0	0	0	0	0	0	0	0	0	0	0	0	0	0	0	0	0	0	W	22-19+
10/01	Rams	P	1	1	0	0	0.0	0.0	1	0	0	0	0	0	0	0	0	0	0	0	0	0	0	0	0	0	L	23-29+
10/08	Titans	P	0	0	0	0	0.0	0.0	0	0	3	0	0	0	0	1	0	0	0	0	0	0	0	0	0	0	W	23-16
10/15	at Jaguars	P	2	1	1	1	6.0	1	6	1	0	0	0	0	0	0	0	0	0	0	0	0	0	0	0	0	L	20-37
10/22	Browns	P	3	1	2	0	0.0	1	1	0	0	0	0	0	0	0	0	0	0	0	0	0	0	0	0	0	L	38-39
10/29	Saints	P	1	1	0	0	0.0	0.0	0	0	0	0	0	0	0	0	0	0	0	0	0	0	0	0	0	0	L	27-38
11/05	at Panthers	P	2	2	0	0	0.0	0.0	0	0	0	0	0	0	1	0	0	0	0	0	0	0	0	0	0	0	W	27-13
11/12	at Patriots	P	2	2	0	1.0	7.0	1	7	2	0	0	0	0	0	0	0	0	0	0	0	0	0	0	0	0	W	10-6
11/26	Buccaneers	P	2	0	2	1.0	6.5	0	0	2	0	0	0	0	1	0	0	0	0	0	0	0	0	0	0	0	W	27-20
12/03	at Titans	P	3	2	1	0	0.0	1	1	0	0	0	0	0	0	0	0	0	0	0	0	0	0	0	0	0	W	31-28+
12/10	at Bengals	P	1	1	0	0	0.0	1	8	1	0	0	0	0	0	0	0	0	0	0	0	0	0	0	0	0	L	14-34
12/16	Steelers	P	2	2	0	0	0.0	1	1	1	0	0	0	0	0	0	0	0	0	0	0	0	0	0	0	0	W	30-13
12/24	at Falcons	P	1	1	0	0	0.0	0	3	0	0	0	0	0	0	0	0	0	0	0	0	0	0	0	0	0	L	10-29
12/31	Raiders	P	2	1	1	1	9.0	1	9	1	0	0	0	0	0	0	0	0	0	0	0	0	0	0	0	0	W	23-20
01/06	Texans	P	0	0	0	0	0.0	0.0	0	0	1	0	0	0	0	0	0	0	0	0	0	0	0	0	0	0	L	19-23
2023 TOTALS	17-0		25	18	7	4.0	28.5	9	35	13	0	0	0	0	3	0	0	0	0	0	0	0	0	0	0	0	9-8	

+ - Overtime

TYQUAN LEWIS

DEFENSIVE END
(TIE-KWON)

94

2024 GAME-BY-GAME REGULAR-SEASON STATISTICS (COLTS)

DATE	OPPONENT	P/S	TACKLES							INTERCEPTIONS				FUMBLES			ST			MISC		W/L	SCORE					
			TK	S	A	SK	YDS	TFL	YDS	QBH	NO	YDS	LG	TD	PD	FF	FR	TD	YDS	TK	S			A	FF	FR	S	A
09/08	Texans	S	6	4	2	1.0	8.0	1	8	1	0	0	0	0	0	0	0	0	0	0	0	0	0	0	0	0	L	27-29
09/15	at Packers	S	5	2	3	0.0	0.0	0	0	0	0	0	0	0	0	0	0	0	0	0	0	0	0	0	0	L	10-16	
09/22	Bears	S	4	4	0	0.0	0.0	1	12	0	0	0	0	0	0	0	0	0	0	0	0	0	0	0	0	W	21-16	
09/29	Steelers	S	2	0	2	0.5	1.5	0	0	2	0	0	0	0	0	0	0	0	0	0	0	0	0	0	0	W	27-24	
10/06	at Jaguars																									L	34-37	
10/13	at Titans																										W	20-17
10/20	Dolphins																										W	16-10
10/27	at Texans																										L	20-23
11/03	at Vikings																										L	13-21
11/10	Bills																										L	20-30
11/17	at Jets																										W	28-27
11/24	Lions	P	0	0	0	0.0	0.0	0	0	1	0	0	0	0	0	0	0	0	0	0	0	0	0	0	0	L	6-24	
12/01	at Patriots	P	3	2	1	0.0	0.0	0	0	0	0	0	0	0	0	1	0	0	0	0	0	0	0	0	0	W	25-24	
12/15	at Broncos	P	0	0	0	0.0	0.0	0	0	0	0	0	0	0	0	0	0	0	0	0	0	0	0	0	0	L	13-31	
12/22	Titans	P	0	0	0	0.0	0.0	0	0	0	0	0	0	0	0	0	0	0	0	0	0	0	0	0	0	W	38-30	
12/29	at Giants	P	2	0	2	0.0	0.0	0	0	0	0	0	0	0	0	0	0	0	0	0	0	0	0	0	0	L	33-45	
01/05	Jaguars	P	2	2	0	0.0	0.0	0	0	0	0	0	0	0	0	0	0	0	0	0	0	0	0	0	0	W	26-23+	
2024 TOTALS			10-4	24	14	10	1.5	9.5	2	20	4	0	0	0	0	1	0	0	0	0	0	0	0	0	0	0	8-9	

+ - Overtime

2025 GAME-BY-GAME REGULAR-SEASON STATISTICS (COLTS)

DATE	OPPONENT	P/S	TACKLES							INTERCEPTIONS				FUMBLES			ST			MISC		W/L	SCORE					
			TK	S	A	SK	YDS	TFL	YDS	QBH	NO	YDS	LG	TD	PD	FF	FR	TD	YDS	TK	S			A	FF	FR	S	A
09/07	Dolphins	P	1	0	1	0.0	0.0	0	0	0	0	0	0	0	0	0	0	0	0	0	0	0	0	0	0	0	W	33-8
09/14	Broncos	P	0	0	0	0.0	0.0	0	0	0	0	0	0	0	0	0	0	0	0	0	0	0	0	0	0	0	W	29-28
09/21	at Titans	P	3	3	0	2.0	7.0	3	8	2	0	0	0	0	0	0	0	0	0	0	0	0	0	0	0	0	W	41-20
09/28	at Rams	P	0	0	0	0.0	0.0	0	0	0	0	0	0	0	0	0	0	0	0	0	0	0	0	0	0	L	20-27	
10/05	Raiders	P	2	2	0	1.0	11.0	1	11	1	0	0	0	0	0	0	0	0	0	0	0	0	0	0	0	0	W	40-6
10/12	Cardinals	P	0	0	0	0.0	0.0	0	0	0	0	0	0	0	0	0	0	0	0	0	0	0	0	0	0	0	W	31-27
2025 TOTALS			6-0	6	5	1	3.0	18.0	4	19	3	0	0	0	0	1	0	0	0	0	0	0	0	0	0	0	5-1	

2018 GAME-BY-GAME POSTSEASON STATISTICS (COLTS)

DATE	OPPONENT	P/S	TACKLES							INTERCEPTIONS				FUMBLES			ST			MISC		W/L	SCORE					
			TK	S	A	SK	YDS	TFL	YDS	QBH	NO	YDS	LG	TD	PD	FF	FR	TD	YDS	TK	S			A	FF	FR	S	A
01/05	at Texans																										W	21-7
01/12	at Chiefs																										L	13-31
2018 TOTALS			0	0	0	0.0	0.0	0	0	0	0	0	0	0	0	0	0	0	0	0	0	0	0	0	0	0	1-1	

2020 GAME-BY-GAME POSTSEASON STATISTICS (COLTS)

DATE	OPPONENT	P/S	TACKLES							INTERCEPTIONS				FUMBLES			ST			MISC		W/L	SCORE					
			TK	S	A	SK	YDS	TFL	YDS	QBH	NO	YDS	LG	TD	PD	FF	FR	TD	YDS	TK	S			A	FF	FR	S	A
01/09	at Bills	P	3	3	0	0.0	0.0	0	0	1	0	0	0	0	0	0	0	0	0	0	0	0	0	0	0	0	L	24-27
2020 TOTALS			1-0	3	3	0	0.0	0.0	0	0	1	0	0	0	0	0	0	0	0	0	0	0	0	0	0	0	0-1	

REUBEN LOWERY III

SAFETY

36

5-9 204 LBS
NFL EXP: ROOKIE
(1ST YEAR WITH THE COLTS)
BORN: 7/30/02

C COLLEGE:
CHATTANOOGA

4TH-AND-SHORT

- Played in 46 games (29 starts) at Tennessee-Chattanooga (2020-24) and compiled 166 tackles (109 solo), 19.0 tackles for loss, 2.0 sacks, 15 passes defended, three interceptions (two returned for touchdowns), two forced fumbles and one fumble recovery. He was a four-time Academic All-SoCon honoree (2021, 2022, 2023 and 2024).
- Majored in mechanical engineering at Chattanooga.
- A Powder Springs, Ga. native.



Claimed by the Colts off waivers
(Baltimore) on October 13, 2025.



 @reubenlowery3

 @reub3

NFL HIGHLIGHTS

2025 SEASON (RAVENS/COLTS)

- Appeared in three games (one start) for Baltimore and notched five tackles (one solo).

COLLEGE

- Played in 46 games (29 starts) at Tennessee-Chattanooga (2020-24) and compiled 166 tackles (109 solo), 19.0 tackles for loss, 2.0 sacks, 15 passes defended, three interceptions (two returned for touchdowns), two forced fumbles and one fumble recovery. He was a four-time Academic All-SoCon honoree (2021, 2022, 2023 and 2024).
- As a senior, he earned First Team All-SoCon honors after he started 11 games and registered 62 tackles (36 solo), 7.5 tackles for loss, six passes defended, two interceptions (one returned for a touchdown).
- In 2023, he saw action in nine games (eight starts) and recorded 26 tackles (16 solo), 1.0 tackle for loss, 1.0 sack, three passes defended and one forced fumble.
- Started in 10 games in 2022 and tallied 52 tackles (38 solo), 8.5 tackles for loss, 1.0 sack, three passes defended, one interception returned

for a touchdown and one fumble recovery. Also registered one kickoff return for 23 yards. He earned Second Team All-SoCon recognition.

- In 2021, he played in all 11 games and collected 17 tackles (15 solo), 1.0 tackle for loss, three passes defended and one forced fumble.
- As a freshman, he saw action in five games and compiled nine tackles (four solo) and 1.0 tackle for loss.

PERSONAL

- Attended Hillgrove High School in Powder Springs, Ga.
- Was a state finalist and a first team all-region and all-county honoree in track & field.
- Also lettered in basketball.
- Majored in mechanical engineering at Chattanooga.
- A Powder Springs, Ga. native.

TRANSACTIONS

- Claimed by the Colts off waivers (Baltimore) on October 13, 2025.
- Waived by the Baltimore Ravens on October 11, 2025.
- Signed by Baltimore as an undrafted free agent on May 5, 2025.

REUBEN LOWERY III'S - NFL REGULAR SEASON STATISTICS

DATE	TEAM	GP	GS	TACKLES							INTERCEPTIONS					FUMBLES				ST			MISC				
				TK	S	A	TFL	YDS	SK	YDS	QBH	NO	YDS	LG	TD	PD	FF	FR	TD	YDS	TK	S	A	FF	FR	S	A
2025	Ravens	3	1	5	1	4	0	0	0.0	0.0	0	0	0	0	0	0	0	0	0	0	0	0	0	0	0	0	0
TOTALS		3	1	5	1	4	0	0	0.0	0.0	0	0	0	0	0	0	0	0	0	0	0	0	0	0	0	0	0

SINGLE-GAME HIGHS: DEFENSIVE

Total Tackles 5 vs. Houston Texans, Oct 05, 2025

Solo Tackles 1 vs. Houston Texans, Oct 05, 2025

2025 GAME-BY-GAME REGULAR-SEASON STATISTICS (RAVENS)

DATE	OPPONENT	P/S	TACKLES							INTERCEPTIONS					FUMBLES				ST			MISC			SCORE			
			TK	S	A	SK	YDS	TFL	YDS	QBH	NO	YDS	LG	TD	PD	FF	FR	TD	YDS	TK	S	A	FF	FR		S	A	W/L
09/07	at Bills		ON INACTIVE LIST																				L	40-41				
09/14	Browns	P	0	0	0	0	0	0	0	0	0	0	0	0	0	0	0	0	0	0	0	0	0	0	0	0	W	41-17
09/22	Lions	P	0	0	0	0	0	0	0	0	0	0	0	0	0	0	0	0	0	0	0	0	0	0	0	L	30-38	
09/28	at Chiefs		ON INACTIVE LIST																				L	20-37				
10/05	Texans	S	5	1	4	0	0	0	0	0	0	0	0	0	0	0	0	0	0	0	0	0	0	0	0	L	10-44	
2025 TOTALS		3-1	5	1	4	0	0	0	0	0	0	0	0	0	0	0	0	0	0	0	0	0	0	0	0	0	1-4	

WILL MALLORY

TIGHT END

86



Selected by the Colts in the fifth round (162nd overall) of the 2023 NFL Draft.

6-4 239 LBS
NFL EXP: 3
(3RD YEAR WITH THE COLTS)
BORN: 6/22/99

 COLLEGE:
MIAMI (FL)

4TH-AND-SHORT

- In his first two seasons, he played in 22 games (two starts) and totaled 22 receptions for 236 yards.
- Played in 58 games (40 starts) at Miami (2018-22) and totaled 115 receptions for 1,544 yards and 14 touchdowns.
- Second Team All-ACC (2022).
- His grandpa, Bill, served as the head football coach at Miami of Ohio (1969-73), Colorado (1974-78), Northern Illinois (1980-83) and Indiana (1984-96).
- His father, Mike, played linebacker at Michigan and worked as an assistant coach at both the college and NFL level.



 @willmallory_25

 @will_mallory_85

A COACH'S SON

Will's father, Mike, played collegiately and followed that up with a 37-year coaching career (1986-present). From 1986-2007, he coached collegiately with a focus on linebackers. From 2008 to 2022, he served in the NFL as an assistant special teams coach for the New Orleans Saints (2008-12), special teams coordinator (2013-16) and assistant special teams coach (2017-20) for the Jacksonville Jaguars and assistant special teams coach for the Denver Broncos (2022). Most recently, he returned to his alma mater of Michigan as a special teams analyst (2023-present).

NFL HIGHLIGHTS

CAREER

- In three seasons with Indianapolis (2023-25), he has appeared in 23 games (two starts) and has tallied 22 receptions for 236 yards.

2025 SEASON (COLTS)

- Has appeared in one game.

2024 SEASON (COLTS)

- In 2024, he appeared in 10 games and recorded four receptions for 29 yards.

2023 SEASON (COLTS)

- In 2023, he appeared in 12 games (two starts) and tallied 18 receptions for 207 yards. In Week 2 at HOU, he made his NFL debut and totaled two receptions for 49 yards. In Week 12 vs. TB, he made his first career start and totaled two receptions for 29 yards. In Week 14 at CIN, he recorded a single-game career-high five receptions for 46 yards. In Week 16 at ATL, he hauled in four receptions for 47 yards.

COLLEGE

- Played in 58 games (40 starts) at Miami (2018-22) and totaled 115 receptions for 1,544 yards and 14 touchdowns.
- In 2022, he was a team captain and named a Second Team All-ACC selection after he started all 12 games he appeared in and tallied 43 receptions for a team-high 538 yards and three touchdowns. Named a Second Team All-ACC selection. Selected as a team captain. Led the team in receiving. In his last collegiate game against Pittsburgh, he hauled in a single-game season-high nine receptions for 103 yards and one touchdown. Against North Carolina, he tallied eight receptions for 115 yards.
- Started 12 games in 2021 and recorded 30 receptions for 347 yards and four touchdowns. Ranked third on the team in receiving touchdowns. Against Florida State, he registered single-game season highs in receptions (five) and receiving yards (72) and also added one touchdown. In a win at Pittsburgh, he accumulated three receptions for 66 yards and

one touchdown.

- In 2020, he saw action in 11 games (seven starts) and registered 22 receptions for 329 yards and four touchdowns. In a win versus Pittsburgh, he recorded two receptions for 51 yards and two touchdowns.
- Played in 13 games (eight starts) in 2019 and had 16 receptions for 293 yards and two touchdowns.
- As a true freshman in 2018, he saw action in 10 games (one start) and had five receptions for 37 yards and one touchdown.

PERSONAL

- Attended Providence High School in Jacksonville, Fla.
- Named a four-star prospect by *ESPN*, *247Sports* and *Rivals*.
- Selected to the 2017 *Florida Times-Union* Super 11 High School Football Team.
- In 2017, he participated in The Opening.
- As a junior, he earned All-Conference honors after he tallied 46 receptions for 900 yards and 12 touchdowns.
- Also lettered in basketball and track and finished fourth in the 2018 state championships in the 100 meters and 110-meter hurdles.
- In 2023, he participated in a playground build and Flags of Valor, as well as other community initiatives around the holidays such as Horseshoe Helpings and caroling at Riley Children's Hospital.
- Participated in the NFL's My Cause My Cleats initiative and represented the Breast Cancer Foundation (2023-24).
- His grandpa, Bill, served as the head football coach at Miami of Ohio (1969-73), Colorado (1974-78), Northern Illinois (1980-83) and Indiana (1984-96).
- His father, Mike, played linebacker at Michigan and worked as an assistant coach at both the college and NFL level. He's worked with the New Orleans Saints (2008-2012), Jacksonville Jaguars (2013-20), Denver Broncos (2022) and then returned to his alma mater of Michigan (2023-present).
- His uncle, Doug, has over 30 years of coaching experience within the collegiate and NFL worlds. Currently, he is the Defensive Backs coach for the Baltimore Ravens, after having coached for Western Kentucky (1990-93), Maryland (1997-2000), Oklahoma State (2001-04), LSU (2005-08), New Mexico (2009-10), Indiana (2011-13, 1994-96, 1988), Atlanta Falcons (2015-20) and Michigan (2021-23).
- His uncle, Curt, has been the head coach at Indiana State since 2017.
- A native of Jacksonville, Fla.

TRANSACTIONS

- Selected by the Colts in the fifth round (162nd overall) of the 2023 NFL Draft.

WILL MALLORY'S - NFL REGULAR SEASON STATISTICS

DATE	TEAM	RECEIVING							RUSHING				
		GP	GS	NO.	YDS.	AVG.	LG	TD	NO.	YDS.	AVG.	LG	TD
2023	Colts	12	2	18	207	11.5	43	0	0	0	0.0	0	0
2024	Colts	10	0	4	29	7.3	10	0	0	0	0.0	0	0
2025	Colts	1	0	0	0	0.0	0	0	0	0	0.0	0	0
TOTALS		23	2	22	236	10.7	43	0	0	0	0.0	0	0

WILL MALLORY'S - NFL REGULAR SEASON STATISTICS

DATE	TEAM	KICKOFF RETURNS					PUNT RETURNS					
		RET.	YDS.	AVG.	LG	TD	NO.	FC	YDS.	AVG.	LG	TD
2023	Colts	0	0	0.0	0	0	0	0	0	0.0	0	0
2024	Colts	0	0	0.0	0	0	0	0	0	0.0	0	0
2025	Colts	0	0	0.0	0	0	0	0	0	0.0	0	0
TOTALS		0	0	0.0	0	0	0	0	0	0.0	0	0

SINGLE-GAME HIGHS: RECEIVING

<p>Receptions 5 at Cincinnati Bengals, Dec 10, 2023 4 at Atlanta Falcons, Dec 24, 2023 2 at Tennessee Titans, Dec 03, 2023 ...2 more at 2.</p> <p>Receiving Yards 49 at Houston Texans, Sep 17, 2023 47 at Atlanta Falcons, Dec 24, 2023 46 at Cincinnati Bengals, Dec 10, 2023</p> <p>Receiving Average 11.8 at Atlanta Falcons, Dec 24, 2023 9.2 at Cincinnati Bengals, Dec 10, 2023</p>	<p>Longest Receptions 43 at Houston Texans, Sep 17, 2023 19 vs. Las Vegas Raiders, Dec 31, 2023 18 at Atlanta Falcons, Dec 24, 2023</p> <p>All-Purpose Yards 49 at Houston Texans, Sep 17, 2023 47 at Atlanta Falcons, Dec 24, 2023 46 at Cincinnati Bengals, Dec 10, 2023</p>
--	--

2023 GAME-BY-GAME REGULAR-SEASON STATISTICS (COLTS)

DATE	OPPONENT	P/S	RECEIVING					RUSHING					W/L	SCORE
			NO.	YDS.	AVG.	LG	TD	NO.	YDS.	AVG.	LG	TD		
09/10	Jaguars												L	21-31
09/17	at Texans	P	2	49	24.5	43	0	0	0.0	0	0	0	W	31-20
09/24	at Ravens												W	22-19+
10/01	Rams												L	23-29+
10/08	Titans												W	23-16
10/15	at Jaguars	P	0	0	0.0	0	0	0	0.0	0	0	0	L	20-37
10/22	Browns	P	0	0	0.0	0	0	0	0.0	0	0	0	L	38-39
10/29	Saints	P	1	6	6.0	6	0	0	0.0	0	0	0	L	27-38
11/05	at Panthers												W	27-13
11/12	at Patriots	P	1	7	7.0	7	0	0	0.0	0	0	0	W	10-6
11/26	Buccaneers	S	2	29	14.5	17	0	0	0.0	0	0	0	W	27-20
12/03	at Titans	P	2	4	2.0	3	0	0	0.0	0	0	0	W	31-28+
12/10	at Bengals	P	5	46	9.2	16	0	0	0.0	0	0	0	L	14-34
12/16	Steelers	P	0	0	0.0	0	0	0	0.0	0	0	0	W	30-13
12/24	at Falcons	S	4	47	11.8	18	0	0	0.0	0	0	0	L	10-29
12/31	Raiders	P	1	19	19.0	19	0	0	0.0	0	0	0	W	23-20
01/06	Texans	P	0	0	0.0	0	0	0	0.0	0	0	0	L	19-23
2023 TOTALS			12-2	18	207	11.5	43	0	0	0	0.0	0	0	9-8

+ - Overtime

2024 GAME-BY-GAME REGULAR-SEASON STATISTICS (COLTS)

DATE	OPPONENT	P/S	RECEIVING				RUSHING				W/L	SCORE	
			NO.	YDS.	AVG.	LG	TD	NO.	YDS.	AVG.			LG
09/08	Texans											L	27-29
09/15	at Packers											L	10-16
09/22	Bears											W	21-16
09/29	Steelers	P	0	0	0.0	0	0	0	0.0	0	0	W	27-24
10/06	at Jaguars	P	1	7	7.0	7	0	0	0.0	0	0	L	34-37
10/13	at Titans	P	0	0	0.0	0	0	0	0.0	0	0	W	20-17
10/20	Dolphins	P	1	5	5.0	5	0	0	0.0	0	0	W	16-10
10/27	at Texans	P	0	0	0.0	0	0	0	0.0	0	0	L	20-23
11/03	at Vikings	P	0	0	0.0	0	0	0	0.0	0	0	L	13-21
11/10	Bills	P	1	10	10.0	10	0	0	0.0	0	0	L	20-30
11/17	at Jets											W	28-27
11/24	Lions											L	6-24
12/01	at Patriots	P	1	7	7.0	7	0	0	0.0	0	0	W	25-24
12/15	at Broncos	P	0	0	0.0	0	0	0	0.0	0	0	L	13-31
12/22	Titans	P	0	0	0.0	0	0	0	0.0	0	0	W	38-30
12/29	at Giants											L	33-45
01/05	Jaguars											W	26-23+
2024 TOTALS		10-0	4	29	7.3	10	0	0	0.0	0	0	0	8-9

+ - Overtime

2025 GAME-BY-GAME REGULAR-SEASON STATISTICS (COLTS)

DATE	OPPONENT	P/S	RECEIVING				RUSHING				W/L	SCORE	
			NO.	YDS.	AVG.	LG	TD	NO.	YDS.	AVG.			LG
09/07	Dolphins											W	33-8
09/14	Broncos											W	29-28
09/21	at Titans											W	41-20
09/28	at Rams											L	20-27
10/05	Raiders	P	0	0	0.0	0	0	0	0.0	0	0	W	40-6
10/12	Cardinals											W	31-27
2025 TOTALS		1-0	0	0	0.0	0	0	0	0.0	0	0	0	5-1

ADONAI MITCHELL

WIDE RECEIVER
(ADD-AM-1)

10

6-2 205 LBS

NFL EXP: 2

(2ND YEAR WITH THE COLTS)

BORN: 10/08/02



COLLEGE:
TEXAS

4TH-AND-SHORT

- In his rookie season, he played in all 17 games (seven starts) and recorded 23 receptions for 312 yards and four carries for six yards.
- Appeared in 35 career games (28 starts) at Texas (2023) and Georgia (2020-22) and compiled 93 receptions for 1,405 yards and 18 touchdowns. Won the College Football Playoff in 2021 and 2022, and also participated in 2023.
- Second Team All-Big 12, Big 12 Newcomer of the Year by the Associated Press and Offensive Newcomer of the Year as voted on by the Big 12 coaches in 2023.
- Talled a Big 12 Conference-high 11 touchdowns in 2023, tied for the fifth-most in single-season in program history.
- 2x National Champion at Georgia (2021, 2022).
- Scored a touchdown in every College Football Playoff game he played in (five).



Selected by the Colts in the second round (52nd overall) of the 2024 NFL Draft.



 **@MoCityMitch**

 **@mocitymitch**

HIS REASON WHY

2021 was a memorable year for Mitchell, both on and off the field. Not only did he earn a National Championship ring his freshman year at Georgia, but he also welcomed his daughter, Icylinn, into the world. She's become his motivation and reason to play, helping him clinch back-to-back national titles for the Bulldogs. The distance from Icylinn, who was back home in Texas, to Georgia, led Mitchell to transfer to Texas in 2023. A tradition created from the very beginning, he receives a video from his daughter before every game, in addition to wearing a silver necklace with her photo in it at all times.



NFL HIGHLIGHTS

CAREER

- In two seasons with the Colts (2024-25), he has played in 22 career games (eight starts) and has caught 30 passes for 449 yards (15.0 avg.).

2025 SEASON (COLTS)

- Has competed in five games (one start) and has logged seven receptions for 137 yards.

2024 SEASON (COLTS)

- In 2024, he appeared in all 17 games (seven starts) and recorded 23 receptions for 312 yards and four carries for six yards. He also completed one pass for 24 yards. In Week 5 at JAX, he registered four receptions for 38 yards, along with one carry for four yards. He also completed a 24-yard pass to running back Tyler Goodson and became the third wide receiver in franchise history to complete a pass, joining Sam Havrilak and Cotton Speyrer. In Week 7 vs. MIA, he tallied two receptions for 30 yards. In Week 10

vs. BUF, he recorded single-game career highs in receptions (six) and receiving yards (71). He caught every pass that was targeted to him. In Week 11 at NYJ, he hauled in a career-long 33-yard reception.

COLLEGE

- Appeared in 35 career games (28 starts) at Texas (2023) and Georgia (2020-22) and compiled 93 receptions for 1,405 yards and 18 touchdowns. Won the College Football Playoff in 2021 and 2022, and also participated in 2023.
- Earned Second Team All-Big 12 honors after he played in 14 games (13 starts) in 2023 and compiled 55 receptions for 845 yards (15.4 avg.) and 11 touchdowns as well as two carries for one yard. Named the Big 12 Newcomer of the Year by the Associated Press. Selected as the Offensive Newcomer of the Year as voted on by the Big 12 coaches. His 11 touchdowns tied for the fifth-most in single-season program history and led the Big 12 Conference.
- In 2022 at Georgia, he saw action in six games (three starts) and tallied nine receptions for 134 yards (14.9 avg.) and three touchdowns. Totaled one reception for 22 yards and one touchdown in the College Football Playoff National Championship against No. 2 TCU. Tallied three receptions for 43 yards and one touchdown in the College Football Playoff Semifinal against No. Ohio State.
- Played in 15 games (12 starts) in 2021 and compiled 29 receptions for 426 yards (14.7 avg.) and four touchdowns. Played the most offensive snaps (53 percent) of any Georgia wide receiver. Tallied two receptions for 50 yards in the College Football Playoff National Championship Game against Alabama, including a go-ahead 40-yard touchdown reception in the fourth quarter.

PERSONAL

- Competed at Cane Ridge High School in Antioch, Tenn. and compiled 49 receptions for 795 yards and 11 touchdowns as a senior in 2019.
- Ranked as the No. 10 prospect in Tennessee.
- Named the 2019 Tennessean Region 5-6A Athlete of the Year.
- Caught 25 passes for 378 yards and three touchdowns in addition to 170 rushing yards and five touchdowns as a junior at Ridge Point High School in Texas.
- 2018 UIL Class 6A District 20 All-District Team Second Team on offense.
- Recipient of the John A. Addison, Jr. Family Football Scholarship at Georgia.
- Studied housing management and policy at Georgia.

ADONAI MITCHELL

WIDE RECEIVER
(ADD-AN-1)

10

- Studied physical culture and sports at Texas.
- Has one daughter, Icylinn.
- Son of Darcy and Norman Mitchell.
- First name is pronounced Add-an-I.
- A native of Missouri City, Texas.

TRANSACTIONS

- Selected by the Colts in the second round (52nd overall) of the 2024 NFL Draft.

ADONAI MITCHELL'S - NFL REGULAR SEASON STATISTICS

DATE	TEAM	GP	GS	RECEIVING				RUSHING					
				NO.	YDS.	AVG.	LG	TD	NO.	YDS.	AVG.	LG	TD
2024	Colts	17	7	23	312	13.6	36	0	4	6	1.5	10	0
2025	Colts	5	1	7	137	19.6	75	0	0	0	0.0	0	0
TOTALS		22	8	30	449	15.0	75	0	4	6	1.5	10	0

ADONAI MITCHELL'S - NFL REGULAR SEASON STATISTICS

DATE	TEAM	KICKOFF RETURNS					PUNT RETURNS					
		RET.	YDS.	AVG.	LG	TD	NO.	FC	YDS.	AVG.	LG	TD
2024	Colts	0	0	0.0	0	0	0	0	0	0.0	0	0
2025	Colts	0	0	0.0	0	0	0	0	0	0.0	0	0
TOTALS		0	0	0.0	0	0	0	0	0	0.0	0	0

SINGLE-GAME HIGHS: RUSHING/RECEIVING

Longest Runs

10 vs. Pittsburgh Steelers, Sep 29, 2024
4 at Jacksonville Jaguars, Oct 06, 2024
2 at New York Jets, Nov 17, 2024

Receptions

6 vs. Buffalo Bills, Nov 10, 2024
4 at Jacksonville Jaguars, Oct 06, 2024
3 at Los Angeles Rams, Sep 28, 2025

Receiving Yards

96 at Los Angeles Rams, Sep 28, 2025
71 vs. Buffalo Bills, Nov 10, 2024
38 at Jacksonville Jaguars, Oct 06, 2024

Receiving Average

32.0 at Los Angeles Rams, Sep 28, 2025
11.8 vs. Buffalo Bills, Nov 10, 2024
9.5 at Jacksonville Jaguars, Oct 06, 2024

Longest Receptions

75 at Los Angeles Rams, Sep 28, 2025
36 vs. Tennessee Titans, Dec 22, 2024
33 at New York Jets, Nov 17, 2024

All-Purpose Yards

96 at Los Angeles Rams, Sep 28, 2025
71 vs. Buffalo Bills, Nov 10, 2024
42 at Jacksonville Jaguars, Oct 06, 2024

Scrimmage Yards

96 at Los Angeles Rams, Sep 28, 2025
71 vs. Buffalo Bills, Nov 10, 2024
42 at Jacksonville Jaguars, Oct 06, 2024

2024 GAME-BY-GAME REGULAR-SEASON STATISTICS (COLTS)

DATE	OPPONENT	P/S	RECEIVING				RUSHING				W/L	SCORE		
			NO.	YDS.	AVG.	LG	TD	NO.	YDS.	AVG.			LG	TD
09/08	Texans	S	1	2	2.0	2	0	0	0	0.0	0	0	L	27-29
09/15	at Packers	S	1	30	30.0	30	0	0	0	0.0	0	0	L	10-16
09/22	Bears	P	0	0	0.0	0	0	0	0	0.0	0	0	W	21-16
09/29	Steelers	P	0	0	0.0	0	0	1	10	10.0	10	0	W	27-24
10/06	at Jaguars	P	4	38	9.5	18	0	1	4	4.0	4	0	L	34-37
10/13	at Titans	S	2	9	4.5	9	0	0	0	0.0	0	0	W	20-17
10/20	Dolphins	S	2	30	15.0	16	0	0	0	0.0	0	0	W	16-10
10/27	at Texans	P	1	9	9.0	9	0	0	0	0.0	0	0	L	20-23
11/03	at Vikings	P	1	22	22.0	22	0	0	0	0.0	0	0	L	13-21
11/10	Bills	S	6	71	11.8	18	0	0	0	0.0	0	0	L	20-30
11/17	at Jets	S	1	33	33.0	33	0	1	2	2.0	2	0	W	28-27
11/24	Lions	P	1	10	10.0	10	0	0	0	0.0	0	0	L	6-24
12/01	at Patriots	S	0	0	0.0	0	0	0	0	0.0	0	0	W	25-24
12/15	at Broncos	P	0	0	0.0	0	0	1	-10	-10.0	-10	0	L	13-31
12/22	Titans	P	1	36	36.0	36	0	0	0	0.0	0	0	W	38-30
12/29	at Giants	P	2	22	11.0	13	0	0	0	0.0	0	0	L	33-45
01/05	Jaguars	P	0	0	0.0	0	0	0	0	0.0	0	0	W	26-23+
2024 TOTALS		17-7	23	312	13.6	36	0	4	6	1.5	10	0	8-9	

+ - Overtime

ADONAI MITCHELL

WIDE RECEIVER
(ADD-RM-1)

10

2025 GAME-BY-GAME REGULAR-SEASON STATISTICS (COLTS)

DATE	OPPONENT	P/S	RECEIVING					RUSHING					W/L	SCORE
			NO.	YDS.	AVG.	LG	TD	NO.	YDS.	AVG.	LG	TD		
09/07	Dolphins	P	2	21	10.5	18	0	0	0	0.0	0	0	W	33-8
09/14	Broncos	P	2	20	10.0	12	0	0	0	0.0	0	0	W	29-28
09/21	at Titans	P	0	0	0.0	0	0	0	0	0.0	0	0	W	41-20
09/28	at Rams	S	3	96	32.0	75	0	0	0	0.0	0	0	L	20-27
10/05	Raiders	P	0	0	0.0	0	0	0	0	0.0	0	0	W	40-6
10/12	Cardinals												W	31-27
							ON INACTIVE LIST							
2025 TOTALS		5-1	7	137	19.6	75	0	0	0	0.0	0	0	5-1	



5-9 190 LBS
NFL EXP: 9
(9TH YEAR WITH THE COLTS)
BORN: 8/23/95



COLLEGE:
VALDOSTA STATE

4TH-AND-SHORT

- In his first eight seasons, he tallied 586 tackles (458 solo), 35.0 tackles for loss, 10.0 sacks, 62 passes defended, 20 interceptions (three returned for a touchdown), four forced fumbles and two fumble recoveries (one returned for a touchdown) in 118 games (105 starts).
- Pro Bowl Selection (2021).
- Named AFC Defensive Player of the Week in Week 9 of 2023 at CAR after returning two interceptions for touchdowns and in Week 14 of 2020 at LV after posting a one-handed interception in the end zone.
- Only player in Colts history to have two pick-sixes in a single game.
- 2x Colts Walter Payton Man of the Year Nominee (2021, 2024).

DOWN THE STRETCH

What is something interesting about you that most people may not know: I have a twin sister.

What is one thing you couldn't live without: God

What was your "Welcome to the NFL" moment: The first day I was in New England, Tom Brady spoke to me. He knew my name, he introduced himself, so it felt pretty cool coming from Tom Brady. You don't really think you're anyone as a rookie.

What are your hobbies outside of football: Photography and doing spontaneous things, whether that's going downtown and taking pictures or just hanging out. I like to get to know people. I enjoy doing digital art and illustrations.

Did you have any unique jobs growing up: I worked at the pool store in Valdosta every summer in college. I worked in the chlorine room and I was basically like a little chemist. I like to say, I tested people's chlorine water to see the pH and stuff like that.

Claimed by the Colts off waivers from the New England Patriots on September 3, 2017.

MOORE II LIFE THAN FOOTBALL

Moore II has always been adamant about giving back to his hometown of Valdosta, Ga. So, when Hurricane Helene, a Category 4 storm, made landfall near there in September of 2024, he knew he had to step in. Through his Love One Foundation and the help of his mom and sisters who still live in Georgia, Moore II teamed up with a family friend and his restaurant, Big Nick's BBQ & Juke Joint, to help feed thousands of people just 48 hours after the city was hit hard by the storm, leaving them without power and with severe damage.



WALTER PAYTON MAN OF THE YEAR, AGAIN

The Walter Payton Man of the Year Award is one of the most prestigious honors in the NFL given to one player from each of the 32 teams in the league for not only their performance on the field, but the amazing community service efforts they lead or take part in off the field. It's a rare award to win within a player's career, let alone twice. Moore II was first chosen as the Colts Walter Payton Man of the Year nominee in 2021, and then again in 2024. "It's easy to write a check, it's easy to put your name next to something," General Manager Chris Ballard said. "It's hard to show up. That's hard." His most recent selection was in part by the creation of his Love One Foundation in 2022, his hand in helping his hometown of Valdosta, Ga. recover from being hit by Hurricane Helene in the fall of 2024 and hosting his youth football camps among many other things.



2X DPOTW

In 2020, Moore II earned AFC Defensive Player of the Week for Week 14 at LV after he compiled five solo tackles, one forced fumble, one pass defended and a one-handed interception. His interception in the second quarter came in the end zone and stalled a Raiders' red zone drive, while his forced fumble occurred in the fourth quarter. His two turnovers resulted in scoring drives for Indianapolis. He became the fourth Colts player to earn the honor in the 2020 season.



In 2023, Moore II earned his second-career AFC Defensive Player of the Week honor. In Week 9 at CAR, he totaled eight tackles (seven solo), two passes defended and two interceptions returned for touchdowns. He is the first player in franchise history to record two interception returns for a touchdown in a single game and became the ninth NFL player to accomplish that feat since at least 2000. His 115 interception return yards are the most by a Colts player in a single game since at least 1960.

THE MOORE YOU CAN DO

Moore II's talent and creativity transcends outside the field. He is a self-taught photographer and designer who enjoys capturing the world around him from his own perspective. "I really love landscapes because it's not man-made. But I do love architecture because you do see what man can create. It goes hand in hand. I like to point something out and try to get my own angle on it because everybody has different types of perception."

HELPING IN A TIME OF NEED

During Moore II's rookie year, he was driving home from a community event when the car in front of him ran over a dog that was running into the street. Moore II got out of his car to help and promptly invited the dog and its owner, Max, into the car to go to the closest vet hospital. The dog suffered a broken pelvis, but the first vet they visited wasn't able to assist and recommended one that could perform surgery. Moore II took them to the other vet where the surgery done and saved the dog. Max and Moore II still keep in contact to this day and Max has even made it out to a Colts game on Moore II's behalf. Moore II attended Max's wedding on June 4, 2021.

NFL HIGHLIGHTS

CAREER

- Has appeared in 121 games (107 starts) in nine seasons with the Colts (2017-25) and has totaled 596 tackles (464 solo), 36.0 tackles for loss, 11.0 sacks, 64 passes defended, 21 interceptions (four returned for a touchdown), five forced fumbles and two fumble recoveries (one returned for a touchdown). He has also added eight special teams stops. Has started three postseason contests and tallied 24 tackles (17 solo), 3.0 tackles for loss, 3.0 sacks, three passes defended and one interception.

2025 SEASON (COLTS)

- Has played in three games (two starts) and has registered 10 tackles (six solo), 1.0 tackle for loss, 1.0 sack, two passes defended, one interception returned for a touchdown and one forced fumble. In Week 1 vs. MIA, Moore II and Nick Cross were the first two Colts defensive backs to record a sack in a game since Week 10 of 2012 (Antoine Bethea, Josh Gordy and Tom Zbikowski). Moore II also became the first Colts defensive back to post a strip-sack in a season opener since at least 2000. In Week 3 vs. TEN, he compiled two solo tackles, one pass defended and one interception returned for a touchdown. The pick-six marked the fourth in his career, tying him for second in franchise history. It was also the first by a Colts player since Week 14 of 2023, and the first to happen in the first defensive drive of a game since Xavier Rhodes in 2020.

2024 SEASON (COLTS)

- In 2024, he started 15 games and registered 78 tackles (51 solo), 4.0 tackles for loss, half a sack, seven passes defended, three interceptions and one fumble recovery returned for a touchdown. In Week 3 vs. CHI, he recorded nine tackles (three solo), half a sack and one pass defended. He reached 10.0 career sacks. In Week 8 at HOU, he compiled seven tackles (six solo) and 2.0 tackles for loss. In Week 9 at MIN, he registered six solo tackles, 1.0 tackle for loss and one fumble recovery returned for a touchdown. It marked his fourth career touchdown which ties Kelvin Hayden for the most by a Colts defensive player since at least 2000. In Week 16 vs. TEN, he tallied three tackles (two solo), two passes defended and two interceptions.

2023 SEASON (COLTS)

- He started 16 games in 2023 and tallied 93 tackles (68 solo), 8.0 tackles for loss, 1.5 sacks, six passes defended and three interceptions (two returned for touchdowns). In Week 2 at HOU, he tallied six solo tackles and 1.0 tackle for loss. In Week 4 vs. LAR, he recorded eight tackles (five solo), one interception and two passes defended. In Week 5 vs. TEN, he totaled nine tackles (seven solo). In Week 6 at JAX, he totaled six tackles (five solo) and 3.0 tackles for loss. In Week 7 vs.

CLE, he compiled 10 tackles (seven solo), 3.0 tackles for loss and 1.5 sacks. In Week 9 at CAR, he compiled eight tackles (seven solo), two passes defended and two interceptions returned for touchdowns. He is the first player in franchise history to record two interception returns for a touchdown in a single game and is the ninth NFL player to accomplish that feat since at least 2000. His 115 interception return yards are the most by a Colts player in a single game since at least 1960 and his 66-yard interception return for a touchdown in the fourth quarter was the longest pick-six by a Colts player since Shaquille Leonard in Week 14 of 2019 (80).

2022 SEASON (COLTS)

- In 2022, he started 12 games and compiled 65 tackles (50 solo), 4.0 tackles for loss, 1.0 sack and four passes defended. In Week 5 at DEN, he tallied five solo tackles, 1.0 tackle for loss and one pass defended. In Week 7 at TEN, he registered four tackles (three solo), 1.0 tackle for loss and 1.0 sack. In Week 8 vs. WAS, he tallied a team-high nine tackles (six solo) and 1.0 tackle for loss. In Week 10 at LV, he tallied seven tackles (six solo), 1.0 tackle for loss and one pass defended. In Week 12 vs. PIT, he tied his single-game career high in tackles (10) while also adding seven solo tackles and one pass defended.

2021 SEASON (COLTS)

- Started all 17 games in 2021 and was named to his first career Pro Bowl after he tallied 101 tackles (81 solo), 6.0 tackles for loss, 1.0 sack, 13 passes defended, four interceptions, one forced fumble and one special teams stop. He was one of two NFL defensive backs to register 100 tackles and at least 10 passes defended in 2021. In Week 3 at TEN, he compiled seven solo tackles, 1.0 tackle for loss, two passes defended and one interception. In Week 8 vs. TEN, he tallied nine tackles (seven solo), two passes defended and one interception. In Week 10 vs. JAX, he accumulated five tackles (four solo) and three passes defended. His three passes defended tied his single-game career-high. In Week 13 at HOU, he compiled four tackles (three solo), two passes defended, one interception and one forced fumble.

2020 SEASON (COLTS)

- In 2020, he appeared in all 16 games (14 starts) and recorded 79 tackles (67 solo), 4.0 tackles for loss, 2.0 sacks, 13 passes defended, four interceptions (one returned for a touchdown) and one forced fumble. In Week 2 vs. MIN, he tallied five tackles (four solo), two passes defended and one interception. In Week 3 vs. NYJ, he recorded two solo tackles, 1.0 tackle for loss and 1.0 sack. In Week 8 at DET, he contributed three solo tackles, his first-career pick-six and two passes defended. In Week 11 vs. GB, he tied his career-high in tackles (10) and set a new career-high in solo tackles (10). In Week 13 at HOU, he

accumulated eight tackles (six solo), three passes defended and one interception. His three passes defended tied his single-game career-high. In Week 14 at LV, he accumulated five solo tackles, one pass defended, a one-handed interception and his third-career forced fumble. It was his second consecutive game with an interception and he set his single-season career-high in interceptions (four). In Week 17 vs. JAX, he registered eight tackles (five solo), 1.0 tackle for loss and 1.0 sack. Started one postseason contest and tallied five tackles (four solo).

2019 SEASON (COLTS)

- Started 11 games in 2019 and had 61 tackles (50 solo), 4.0 tackles for loss, 2.5 sacks, three passes defended, two interceptions and one fumble recovery. In Week 9 at PIT, he recorded a season-high eight tackles (seven solo), one pass defended and one interception. In Week 11 vs. JAX, he had a team-high eight solo tackles, 1.0 tackle for loss, 1.0 sack and one pass defended. In Week 12 at HOU, he led the team in tackles (eight) and added one pass defended and one interception.

2018 SEASON (COLTS)

- In 15 starts in 2018, he had 76 tackles (63 solo), 4.0 tackles for loss, 1.5 sacks, three interceptions, 11 passes defended and one forced fumble along with one special teams stop. In Week 10 vs. JAX, he had six solo tackles, 1.0 tackle for loss, two passes defended and had a forced fumble late in the fourth quarter to seal the win. In Week 11 vs. TEN, he led the team in tackles with 10 (nine solo), 1.0 tackle for loss and half a sack. Started two postseason games and had 19 tackles (13 solo), 3.0 tackles for loss, 3.0 sacks, one interception and three passes defended. With 3.0 sacks in the postseason, Moore set a team record for most sacks in a single postseason. Moore also tied Larry Triplett for the third-most postseason sacks in team history. During the AFC Divisional Round, Moore totaled 13 tackles (eight solo), 2.0 tackles for loss, 2.0 sacks and one pass defended. On his second sack of the day, he tied Dwight Freeney (1/6/07 and 1/3/09) and Robert Mathis (1/3/09) as the only Colts to register 2.0 sacks in a playoff game.

2017 SEASON (COLTS)

- Appeared in all 16 games (five starts) as a rookie in 2017, finishing with 33 tackles (28 solo), 1.0 tackle for loss, one interception, five passes defended and one forced fumble. Notched his first career interception in Week 15 vs. DEN on *Thursday Night Football*. Compiled eight solo tackles, 1.0 tackle for loss, one pass defended and one forced fumble in Week 16 at BAL.

(2013-16) at Valdosta State and registered 171 tackles (117 solo), 8.5 tackles for loss, 2.0 sacks, 11 interceptions for 236 yards and two touchdowns, 30 passes defended and one forced fumble.

- As a senior in 2016, played in 11 games and totaled 65 tackles (45 solo), 6.5 tackles for loss, 1.0 sack, 13 passes defended and a career-high five interceptions.
- In 2015, appeared in 12 games and tallied 51 tackles (34 solo), 1.5 tackles for loss, 1.0 sack, nine passes defended and three interceptions (two returned for touchdowns).
- As a sophomore in 2014, played in 13 games and racked up 37 tackles (26 solo), seven passes defended, two interceptions and one forced fumble.
- In 2013, saw action in 10 games and recorded 18 tackles (12 solo), half a tackle for loss, one pass defended and one interception.

PERSONAL

- Attended Lowndes High School in Valdosta, Ga. where he tallied 18 tackles, 1.0 tackle for loss and two interceptions for a team that went 9-2 and advanced to the GHSA AAAAAA Playoffs.
- One of seven siblings and has a twin sister.
- For the last fiveyears, he has hosted a "Day of love" Community Festival and a free youth football camp in Valdosta. His mantra is love which means inclusion for all and coming together in love.
- Named the team's nominee for the Walter Payton Man of the Year Award in 2021 and 2024.
- In 2019, he pledged \$12,500 to Reach Georgia, which is a needs-based scholarship and mentoring program that serves 134 school systems around the state.
- Participated in the NFL's My Cause My Cleats initiative and represented the Boy Scouts of America (2023), the VOICES Corp (2022), Mighty Mason Fund - Riley Children's Foundation (2021), A Kid Again - Indiana Chapter (2020), A Kid Again (2019), Shoes That Fit (2018) and the Special Olympics (2017).
- In 2020, he volunteered in many Colts community initiatives, including four mobile pantry distributions, attending a Marion County Juvenile Detention Center activation event and participating at the Colts' Election Day tent outside of Lucas Oil Stadium, which included passing out stickers, masks and shirts.
- Has participated in events at Second Helpings, Wheeler Mission and the Marion County Juvenile Detention Center.
- Partakes in the Colts Community Ticket Block and provides game tickets to various charitable organizations, including A Kid Again, Indy Police Athletic League and Dream Alive.
- A native of Valdosta, Ga.

COLLEGE

- Played in 46 games during his four-year career

TRANSACTIONS

- Claimed by the Colts off waivers from the New England Patriots on September 3, 2017.
- Waived by New England on September 2, 2017.
- Signed by the Patriots as an undrafted free agent on May 5, 2017.

KENNY MOORE II'S - NFL REGULAR SEASON STATISTICS

DATE	TEAM	GP	GS	TK	S	TACKLES					INTERCEPTIONS					FUMBLES					ST					MISC								
						A	TFL	YDS	SK	YDS	QBH	NO	YDS	LG	TD	PD	FF	FR	TD	YDS	TK	S	A	FF	FR	S	A							
2017	Colts	16	5	33	28	5	1	3	0.0	0.0	0	1	25	25	0	5	1	0	0	0	5	4	1	0	0	0	0	0	0	0	0	0	0	
2018	Colts	15	15	76	63	13	4	10	1.5	13.0	2	3	52	32	0	11	1	0	0	0	1	0	1	0	0	0	0	0	0	0	0	0	0	
2019	Colts	11	11	61	50	11	4	16	2.5	15.0	4	2	36	35	0	3	0	1	0	1	0	0	0	0	0	0	0	0	0	0	0	0	0	
2020	Colts	16	14	79	67	12	4	20	2.0	11.0	3	4	45	29t	1	13	1	0	0	0	1	1	0	0	0	0	0	0	0	0	0	0	0	0
2021	Colts	17	17	101	81	20	6	11	1.0	1.0	1	4	78	32	0	13	1	0	0	0	1	1	0	0	0	0	0	0	0	0	0	0	0	0
2022	Colts	12	12	65	50	15	4	19	1.0	7.0	1	0	0	0	0	4	0	0	0	0	0	0	0	0	0	0	0	0	0	0	0	0	0	0
2023	Colts	16	16	93	68	25	8	29	1.5	13.0	2	3	115	66t	2	6	0	0	0	0	0	0	0	0	0	0	0	0	0	0	0	0	0	0
2024	Colts	15	15	78	51	27	4	9	0.5	5.0	2	3	28	12	0	7	0	1	1	38	0	0	0	0	0	0	0	0	0	0	0	0	0	0
2025	Colts	3	2	10	6	4	1	3	1.0	0.0	1	1	32	32t	1	2	1	0	0	0	0	0	0	0	0	0	0	0	0	0	0	0	0	0
TOTALS		121	107	596	464	132	36	120	11.0	65.0	16	21	411	66T	4	64	5	2	1	39	8	6	2	0	0	0	0	0	0	0	0	0	0	0

KENNY MOORE II'S - NFL POSTSEASON STATISTICS

DATE	TEAM	GP	GS	TK	S	A	TFL	YDS	SK	YDS	QBH	INTERCEPTIONS					FUMBLES					ST					MISC								
												NO	YDS	LG	TD	PD	FF	FR	TD	YDS	TK	S	A	FF	FR	S	A								
2018	Colts	2	2	19	13	6	3	22	3.0	22.0	4	1	10	10	0	3	0	0	0	0	0	0	0	0	0	0	0	0	0	0	0	0	0	0	
2020	Colts	1	1	5	4	1	0	0	0.0	0.0	0	0	0	0	0	0	0	0	0	0	0	0	0	0	0	0	0	0	0	0	0	0	0	0	0
TOTALS		3	3	24	17	7	3	22	3.0	22.0	4	1	10	10	0	3	0	0	0	0	0	0	0	0	0	0	0	0	0	0	0	0	0	0	0

SINGLE-GAME HIGHS: DEFENSIVE

Total Tackles	10 vs. Cleveland Browns, Oct 22, 2023 ...4 more at 10.	Tackles For Loss	3 vs. Cleveland Browns, Oct 22, 2023 ...1 more at 3.
Solo Tackles	10 vs. Green Bay Packers, Nov 22, 2020 9 vs. Houston Texans, Oct 17, 2021 ...1 more at 9.	Interceptions	2 vs. Tennessee Titans, Dec 22, 2024 ...1 more at 2.
Sacks	1.5 vs. Cleveland Browns, Oct 22, 2023 1.0 vs. Miami Dolphins, Sep 07, 2025 ...7 more at 1.0.	Interception Return Yards	115 at Carolina Panthers, Nov 05, 2023 35 at Pittsburgh Steelers, Nov 03, 2019 32 vs. Tennessee Titans, Oct 31, 2021 ...2 more at 32.
Passes Defensed	3 vs. Jacksonville Jaguars, Nov 14, 2021 ...2 more at 3.	Special Teams Tackles	1 vs. Houston Texans, Oct 17, 2021 ...7 more at 1.
Forced Fumbles	1 vs. Miami Dolphins, Sep 07, 2025 ...4 more at 1.	Longest Opp Fumble Return	38 at Minnesota Vikings, Nov 03, 2024 1 vs. Miami Dolphins, Nov 10, 2019
Fumble Recoveries	1 at Minnesota Vikings, Nov 03, 2024 ...1 more at 1.		

SINGLE-GAME HIGHS - POSTSEASON: DEFENSIVE

Total Tackles	13 at Kansas City Chiefs, Jan 12, 2019 6 at Houston Texans, Jan 05, 2019 5 at Buffalo Bills, Jan 09, 2021	Tackles For Loss	2 at Kansas City Chiefs, Jan 12, 2019 1 at Houston Texans, Jan 05, 2019
Solo Tackles	8 at Kansas City Chiefs, Jan 12, 2019 5 at Houston Texans, Jan 05, 2019 4 at Buffalo Bills, Jan 09, 2021	Interceptions	1 at Houston Texans, Jan 05, 2019
Sacks	2.0 at Kansas City Chiefs, Jan 12, 2019 1.0 at Houston Texans, Jan 05, 2019	Interception Return Yards	10 at Houston Texans, Jan 05, 2019
Passes Defensed	2 at Houston Texans, Jan 05, 2019 1 at Kansas City Chiefs, Jan 12, 2019		

2017 GAME-BY-GAME REGULAR-SEASON STATISTICS (COLTS)

DATE	OPPONENT	P/S	TACKLES							INTERCEPTIONS				FUMBLES			ST			MISC		W/L	SCORE				
			TK	S	A	SK	YDS	TFL	YDS	QBH	NO	YDS	LG	TD	PD	FF	FR	TD	YDS	TK	S			A	FF	FR	S
09/10	at Rams	P	0	0	0	0.0	0.0	0	0	0	0	0	0	0	0	0	0	0	1	1	0	0	0	0	0	L	9-46
09/17	Cardinals	P	0	0	0	0.0	0.0	0	0	0	0	0	0	0	0	0	0	0	1	1	0	0	0	0	0	L	13-16+
09/24	Browns	P	0	0	0	0.0	0.0	0	0	0	0	0	0	0	0	0	0	0	0	0	0	0	0	0	0	W	31-28
10/01	at Seahawks	P	0	0	0	0.0	0.0	0	0	0	0	0	0	0	0	0	0	0	0	0	0	0	0	0	0	L	18-46
10/08	49ers	P	0	0	0	0.0	0.0	0	0	0	0	0	0	0	0	0	0	0	1	1	0	0	0	0	0	W	26-23+
10/16	at Titans	P	0	0	0	0.0	0.0	0	0	0	0	0	0	0	0	0	0	0	1	0	1	0	0	0	0	L	22-36
10/22	Jaguars	P	1	1	0	0.0	0.0	0	0	0	0	0	0	0	0	0	0	0	0	0	0	0	0	0	0	L	0-27
10/29	at Bengals	P	0	0	0	0.0	0.0	0	0	0	0	0	0	0	0	0	0	0	0	0	0	0	0	0	0	L	23-24
11/05	at Texans	P	0	0	0	0.0	0.0	0	0	0	0	0	0	0	0	0	0	0	0	0	0	0	0	0	0	W	20-14
11/12	Steelers	P	0	0	0	0.0	0.0	0	0	0	0	0	0	0	0	0	0	0	0	0	0	0	0	0	0	L	17-20
11/26	Titans	P	3	3	0	0.0	0.0	0	0	0	0	0	0	0	0	0	0	0	1	1	0	0	0	0	0	L	16-20
12/03	at Jaguars	S	5	4	1	0.0	0.0	0	0	0	0	0	0	0	0	0	0	0	0	0	0	0	0	0	0	L	10-30
12/10	at Bills	S	6	6	0	0.0	0.0	0	0	0	0	0	0	0	1	0	0	0	0	0	0	0	0	0	0	L	7-13+
12/14	Broncos	S	6	3	3	0.0	0.0	0	0	0	1	25	25	0	2	0	0	0	0	0	0	0	0	0	0	L	13-25
12/23	at Ravens	S	8	8	0	0.0	0.0	1	3	0	0	0	0	0	1	1	0	0	0	0	0	0	0	0	0	L	16-23
12/31	Texans	S	4	3	1	0.0	0.0	0	0	0	0	0	0	0	1	0	0	0	0	0	0	0	0	0	0	W	22-13
2017 TOTALS		16-5	33	28	5	0.0	0.0	1	3	0	1	25	25	0	5	1	0	0	0	5	4	1	0	0	0	0	4-12

+ - Overtime

2018 GAME-BY-GAME REGULAR-SEASON STATISTICS (COLTS)

DATE	OPPONENT	P/S	TACKLES							INTERCEPTIONS				FUMBLES			ST			MISC		W/L	SCORE							
			TK	S	A	SK	YDS	TFL	YDS	QBH	NO	YDS	LG	TD	PD	FF	FR	TD	YDS	TK	S			A	FF	FR	S	A		
09/09	Bengals	S	2	2	0	0.0	0.0	0	0	0	0	1	32	32	0	1	0	0	0	1	0	1	0	0	0	0	L	23-34		
09/16	at Redskins	S	9	7	2	0.0	0.0	1	0	0	0	0	0	0	0	0	0	0	0	0	0	0	0	0	0	W	21-9			
09/23	at Eagles	S	3	2	1	0.0	0.0	0	0	0	0	0	0	0	0	0	0	0	0	0	0	0	0	0	0	L	16-20			
09/30	Texans	S	3	3	0	0.0	0.0	0	0	0	0	0	0	0	0	0	0	0	0	0	0	0	0	0	0	L	34-37+			
10/04	at Patriots		INACTIVE																										L	24-38
10/14	at Jets	S	5	5	0	0.0	0.0	0	0	0	0	0	0	0	0	0	0	0	0	0	0	0	0	0	0	L	34-42			
10/21	Bills	S	7	5	2	0.0	0.0	0	0	0	1	4	4	0	2	0	0	0	0	0	0	0	0	0	0	W	37-5			
10/28	at Raiders	S	3	2	1	0.0	0.0	0	0	0	0	0	0	0	1	0	0	0	0	0	0	0	0	0	0	W	42-28			
11/11	Jaguars	S	6	6	0	0.0	0.0	1	1	0	0	0	0	0	3	1	0	0	0	0	0	0	0	0	0	W	29-26			
11/18	Titans	S	10	9	1	0.5	4.0	1	0	1	0	0	0	0	0	0	0	0	0	0	0	0	0	0	0	W	38-10			
11/25	Dolphins	S	2	1	1	0.0	0.0	0	0	0	0	0	0	0	1	0	0	0	0	0	0	0	0	0	0	W	27-24			
12/02	at Jaguars	S	6	4	2	0.0	0.0	0	0	0	0	0	0	0	1	0	0	0	0	0	0	0	0	0	0	L	0-6			
12/09	at Texans	S	7	6	1	1.0	9.0	1	9	1	0	0	0	0	0	0	0	0	0	0	0	0	0	0	0	W	24-21			
12/16	Cowboys	S	4	4	0	0.0	0.0	0	0	0	0	0	0	0	0	0	0	0	0	0	0	0	0	0	0	W	23-0			
12/23	Giants	S	5	4	1	0.0	0.0	0	0	0	0	0	0	0	0	0	0	0	0	0	0	0	0	0	0	W	28-27			
12/30	at Titans	S	4	3	1	0.0	0.0	0	0	0	1	16	16	0	2	0	0	0	0	0	0	0	0	0	0	W	33-17			
2018 TOTALS		15-15	76	63	13	1.5	13.0	4	10	2	3	52	32	0	11	1	0	0	0	1	0	1	0	0	0	0	10-6			

+ - Overtime

2019 GAME-BY-GAME REGULAR-SEASON STATISTICS (COLTS)

DATE	OPPONENT	P/S	TACKLES							INTERCEPTIONS				FUMBLES			ST			MISC		W/L	SCORE						
			TK	S	A	SK	YDS	TFL	YDS	QBH	NO	YDS	LG	TD	PD	FF	FR	TD	YDS	TK	S			A	FF	FR	S	A	
09/08	at Chargers	S	4	3	1	0.0	0.0	0	0	0	0	0	0	0	0	0	0	0	0	0	0	0	0	0	0	L	24-30+		
09/15	at Titans	S	3	2	1	0.0	0.0	0	0	0	0	0	0	0	0	0	0	0	0	0	0	0	0	0	0	W	19-17		
09/22	Falcons	S	7	7	0	0.0	0.0	0	0	0	0	0	0	0	0	0	0	0	0	0	0	0	0	0	0	W	27-24		
09/29	Raiders	S	4	3	1	0.0	0.0	0	0	0	0	0	0	0	0	0	0	0	0	0	0	0	0	0	0	L	24-31		
10/06	at Chiefs	S	4	3	1	1.0	5.0	1	5	1	0	0	0	0	0	0	0	0	0	0	0	0	0	0	0	W	19-13		
10/20	Texans		INACTIVE																									W	30-23
10/27	Broncos	S	6	4	2	0.0	0.0	0	0	0	0	0	0	0	0	0	0	0	0	0	0	0	0	0	0	W	15-13		
11/03	at Steelers	S	8	7	1	0.0	0.0	0	0	0	1	35	35	0	1	0	0	0	0	0	0	0	0	0	0	L	24-26		
11/10	Dolphins	S	5	5	0	0.0	0.0	1	2	0	0	0	0	0	0	1	0	0	1	0	0	0	0	0	0	L	12-16		
11/17	Jaguars	S	8	8	0	1.0	9.0	1	9	1	0	0	0	0	1	0	0	0	0	0	0	0	0	0	0	W	33-13		
11/21	at Texans	S	8	5	3	0.0	0.0	0	0	1	1	1	1	0	1	0	0	0	0	0	0	0	0	0	0	L	17-20		
12/01	Titans	S	4	3	1	0.5	1.0	1	0	1	0	0	0	0	0	0	0	0	0	0	0	0	0	0	0	L	17-31		
12/08	at Buccaneers		INACTIVE																									L	35-38
12/16	at Saints		INACTIVE																									L	7-34
12/22	Panthers		INACTIVE																									W	38-6
12/29	at Jaguars		INACTIVE																									L	20-38
2019 TOTALS		11-11	61	50	11	2.5	15.0	4	16	4	2	36	35	0	3	0	1	0	1	0	0	0	0	0	0	0	7-9		

+ - Overtime

2020 GAME-BY-GAME REGULAR-SEASON STATISTICS (COLTS)

DATE	OPPONENT	P/S	TACKLES							INTERCEPTIONS				FUMBLES			ST				MISC		W/L	SCORE			
			TK	S	A	SK	YDS	TFL	YDS	QBH	NO	YDS	LG	TD	PD	FF	FR	TD	YDS	TK	S	A			FF	FR	S
09/13	at Jaguars	P	2	2	0	0	0	0	0	0	0	0	0	1	0	0	0	0	0	0	0	0	0	0	0	L	20-27
09/20	Vikings	S	5	4	1	0	0	0	0	0	1	16	16	0	2	0	0	0	0	0	0	0	0	0	0	W	28-11
09/27	Jets	S	2	2	0	1	0	11	1	1	0	0	0	0	0	0	0	0	0	0	0	0	0	0	0	W	36-7
10/04	at Bears	S	5	5	0	0	0	0	0	0	0	0	0	0	0	0	0	0	0	0	0	0	0	0	0	W	19-11
10/11	at Browns	S	4	2	2	0	0	0	0	0	0	0	0	0	0	0	0	0	0	0	0	0	0	0	0	L	23-32
10/18	Bengals	S	8	7	1	0	0	0	1	6	0	0	0	0	0	2	0	0	0	0	0	0	0	0	0	W	31-27
11/01	at Lions	S	3	3	0	0	0	0	0	1	1	29	29	1	2	0	0	0	0	0	0	0	0	0	0	W	41-21
11/08	Ravens	S	3	3	0	0	0	0	0	0	0	0	0	0	0	0	0	0	0	0	0	0	0	0	0	L	10-24
11/12	at Titans	P	0	0	0	0	0	0	0	0	0	0	0	0	0	0	0	0	1	1	0	0	0	0	0	W	34-17
11/22	Packers	S	10	10	0	0	0	0	0	0	0	0	0	0	0	0	0	0	0	0	0	0	0	0	0	W	34-31+
11/29	Titans	S	3	3	0	0	0	0	0	0	0	0	0	0	0	0	0	0	0	0	0	0	0	0	0	L	26-45
12/06	at Texans	S	8	6	2	0	0	0	0	0	1	0	0	0	3	0	0	0	0	0	0	0	0	0	0	W	26-20
12/13	at Raiders	S	5	5	0	0	0	0	0	0	1	0	0	0	1	1	0	0	0	0	0	0	0	0	0	W	44-27
12/20	Texans	S	7	6	1	0	0	0	1	2	0	0	0	0	0	0	0	0	0	0	0	0	0	0	0	W	27-20
12/27	at Steelers	S	6	4	2	0	0	0	0	0	0	0	0	0	1	0	0	0	0	0	0	0	0	0	0	L	24-28
01/03	Jaguars	S	8	5	3	1	0	0	1	1	1	0	0	0	0	1	0	0	0	0	0	0	0	0	0	W	28-14
2020 TOTALS		16-14	79	67	12	2.0	11.0	4	20	3	4	45	29T	1	13	1	0	0	0	1	1	0	0	0	0	11-5	

+ - Overtime

2021 GAME-BY-GAME REGULAR-SEASON STATISTICS (COLTS)

DATE	OPPONENT	P/S	TACKLES							INTERCEPTIONS				FUMBLES			ST				MISC		W/L	SCORE			
			TK	S	A	SK	YDS	TFL	YDS	QBH	NO	YDS	LG	TD	PD	FF	FR	TD	YDS	TK	S	A			FF	FR	S
09/12	Seahawks	S	3	3	0	1	0	1	1	1	0	0	0	0	0	0	0	0	0	0	0	0	0	0	0	L	16-28
09/19	Rams	S	8	7	1	0	0	0	0	0	0	0	0	0	0	0	0	0	0	0	0	0	0	0	0	L	24-27
09/26	at Titans	S	7	7	0	0	0	1	1	0	1	32	32	0	2	0	0	0	0	0	0	0	0	0	0	L	16-25
10/03	at Dolphins	S	3	1	2	0	0	0	0	0	0	0	0	0	0	0	0	0	0	0	0	0	0	0	0	W	27-17
10/11	at Ravens	S	7	5	2	0	0	1	1	0	0	0	0	0	0	0	0	0	0	0	0	0	0	0	0	L	25-31+
10/17	Texans	S	9	9	0	0	0	1	4	0	0	0	0	0	0	0	0	0	0	1	1	0	0	0	0	W	31-3
10/24	at 49ers	S	7	5	2	0	0	0	0	0	0	0	0	0	0	0	0	0	0	0	0	0	0	0	0	W	30-18
10/31	Titans	S	9	7	2	0	0	0	0	0	1	32	32	0	2	0	0	0	0	0	0	0	0	0	0	L	31-34+
11/04	Jets	S	9	8	1	0	0	0	0	0	0	0	0	1	0	0	0	0	0	0	0	0	0	0	0	W	45-30
11/14	Jaguars	S	5	4	1	0	0	0	0	0	0	0	0	0	3	0	0	0	0	0	0	0	0	0	0	W	23-17
11/21	at Bills	S	3	1	2	0	0	0	0	0	1	14	14	0	1	0	0	0	0	0	0	0	0	0	0	W	41-15
11/28	Buccaneers	S	2	1	1	0	0	0	0	0	0	0	0	0	0	0	0	0	0	0	0	0	0	0	0	L	31-38
12/05	at Texans	S	4	3	1	0	0	0	0	0	1	0	0	0	2	1	0	0	0	0	0	0	0	0	0	W	31-0
12/18	Patriots	S	6	5	1	0	0	0	1	3	0	0	0	0	2	0	0	0	0	0	0	0	0	0	0	W	27-17
12/25	at Cardinals	S	4	3	1	0	0	0	0	0	0	0	0	0	0	0	0	0	0	0	0	0	0	0	0	W	22-16
01/02	Raiders	S	5	4	1	0	0	0	0	0	0	0	0	0	0	0	0	0	0	0	0	0	0	0	0	L	20-23
01/09	at Jaguars	S	10	8	2	0	0	1	1	0	0	0	0	0	0	0	0	0	0	0	0	0	0	0	0	L	11-26
2021 TOTALS		17-17	101	81	20	1.0	1.0	6	11	1	4	78	32	0	13	1	0	0	0	1	1	0	0	0	0	9-8	

+ - Overtime

2022 GAME-BY-GAME REGULAR-SEASON STATISTICS (COLTS)

DATE	OPPONENT	P/S	TACKLES							INTERCEPTIONS				FUMBLES			ST			MISC		W/L	SCORE				
			TK	S	A	SK	YDS	TFL	YDS	QBH	NO	YDS	LG	TD	PD	FF	FR	TD	YDS	TK	S			A	FF	FR	S
09/11	at Texans	S	7	6	1	0.0	0.0	0	0	0	0	0	0	0	0	0	0	0	0	0	0	0	0	0	0	T	20-20
09/18	at Jaguars	S	5	4	1	0.0	0.0	0	0	0	0	0	0	0	0	0	0	0	0	0	0	0	0	0	0	L	0-24
09/25	Chiefs	S	2	2	0	0.0	0.0	0	0	0	0	0	0	1	0	0	0	0	0	0	0	0	0	0	0	W	20-17
10/02	Titans	S	5	3	2	0.0	0.0	0	0	0	0	0	0	0	0	0	0	0	0	0	0	0	0	0	0	L	17-24
10/06	at Broncos	S	6	6	0	0.0	0.0	1	2	0	0	0	0	1	0	0	0	0	0	0	0	0	0	0	0	W	12-9+
10/16	Jaguars	S	2	1	1	0.0	0.0	0	0	0	0	0	0	0	0	0	0	0	0	0	0	0	0	0	0	W	34-27
10/23	at Titans	S	4	3	1	1.0	7.0	1	7	1	0	0	0	0	0	0	0	0	0	0	0	0	0	0	0	L	10-19
10/30	Commanders	S	9	6	3	0.0	0.0	1	7	0	0	0	0	0	0	0	0	0	0	0	0	0	0	0	0	L	16-17
11/06	at Patriots	S	4	2	2	0.0	0.0	0	0	0	0	0	0	0	0	0	0	0	0	0	0	0	0	0	0	L	3-26
11/13	at Raiders	S	7	6	1	0.0	0.0	1	3	0	0	0	0	1	0	0	0	0	0	0	0	0	0	0	0	W	25-20
11/20	Eagles	S	4	4	0	0.0	0.0	0	0	0	0	0	0	0	0	0	0	0	0	0	0	0	0	0	0	L	16-17
11/28	Steelers	S	10	7	3	0.0	0.0	0	0	0	0	0	0	1	0	0	0	0	0	0	0	0	0	0	0	L	17-24
12/04	at Cowboys																									L	19-54
12/17	at Vikings																									L	36-39+
12/26	Chargers																									L	3-20
01/01	at Giants																									L	10-38
01/08	Texas																									L	31-32
2022 TOTALS		12-12	65	50	15	1.0	7.0	4	19	1	0	0	0	0	4	0	0	0	0	0	0	0	0	0	0	4-12-1	

+ - Overtime

2023 GAME-BY-GAME REGULAR-SEASON STATISTICS (COLTS)

DATE	OPPONENT	P/S	TACKLES							INTERCEPTIONS				FUMBLES			ST			MISC		W/L	SCORE				
			TK	S	A	SK	YDS	TFL	YDS	QBH	NO	YDS	LG	TD	PD	FF	FR	TD	YDS	TK	S			A	FF	FR	S
09/10	Jaguars	S	3	3	0	0.0	0.0	0	0	0	0	0	0	0	0	0	0	0	0	0	0	0	0	0	0	L	21-31
09/17	at Texans	S	6	5	1	0.0	0.0	1	5	0	0	0	0	0	0	0	0	0	0	0	0	0	0	0	0	W	31-20
09/24	at Ravens	S	4	2	2	0.0	0.0	0	0	0	0	0	0	1	0	0	0	0	0	0	0	0	0	0	0	W	22-19+
10/01	Rams	S	8	5	3	0.0	0.0	0	0	0	1	0	0	0	2	0	0	0	0	0	0	0	0	0	0	L	23-29+
10/08	Titans	S	9	7	2	0.0	0.0	0	0	0	0	0	0	0	0	0	0	0	0	0	0	0	0	0	0	W	23-16
10/15	at Jaguars	S	6	5	1	0.0	0.0	3	7	0	0	0	0	0	0	0	0	0	0	0	0	0	0	0	0	L	20-37
10/22	Browns	S	10	7	3	1.5	13.0	3	16	2	0	0	0	0	0	0	0	0	0	0	0	0	0	0	0	L	38-39
10/29	Saints	S	7	5	2	0.0	0.0	0	0	0	0	0	0	0	0	0	0	0	0	0	0	0	0	0	0	L	27-38
11/05	at Panthers	S	8	7	1	0.0	0.0	0	0	0	2	115	66	2	2	0	0	0	0	0	0	0	0	0	0	W	27-13
11/12	at Patriots	S	6	5	1	0.0	0.0	0	0	0	0	0	0	0	0	0	0	0	0	0	0	0	0	0	0	W	10-6
11/26	Buccaneers	S	4	2	2	0.0	0.0	0	0	0	0	0	0	0	0	0	0	0	0	0	0	0	0	0	0	W	27-20
12/03	at Titans	S	7	6	1	0.0	0.0	0	0	0	0	0	0	0	0	0	0	0	0	0	0	0	0	0	0	W	31-28+
12/10	at Bengals	S	3	3	0	0.0	0.0	1	1	0	0	0	0	0	1	0	0	0	0	0	0	0	0	0	0	L	14-34
12/16	Steelers	S	4	1	3	0.0	0.0	0	0	0	0	0	0	0	0	0	0	0	0	0	0	0	0	0	0	W	30-13
12/24	at Falcons	S	6	3	3	0.0	0.0	0	0	0	0	0	0	0	0	0	0	0	0	0	0	0	0	0	0	L	10-29
12/31	Raiders																									W	23-20
01/06	Texas	S	2	2	0	0.0	0.0	0	0	0	0	0	0	0	0	0	0	0	0	0	0	0	0	0	0	L	19-23
2023 TOTALS		16-16	93	68	25	1.5	13.0	8	29	2	3	115	66T	2	6	0	0	0	0	0	0	0	0	0	0	9-8	

+ - Overtime

2024 GAME-BY-GAME REGULAR-SEASON STATISTICS (COLTS)

DATE	OPPONENT	P/S	TACKLES							INTERCEPTIONS				FUMBLES			ST			MISC		W/L	SCORE																		
			TK	S	A	SK	YDS	TFL	YDS	QBH	NO	YDS	LG	TD	PD	FF	FR	TD	YDS	TK	S			A	FF	FR	S	A													
09/08	Texans	S	5	4	1	0.0	0.0	0	0	0	0	0	0	0	0	0	0	0	0	0	0	0	0	0	0	0	L	27-29													
09/15	at Packers	S	4	2	2	0.0	0.0	0	0	0	0	0	0	0	1	0	0	0	0	0	0	0	0	0	0	0	L	10-16													
09/22	Bears	S	9	3	6	0.5	5.0	0	0	0	1	0	0	0	0	0	0	0	0	0	0	0	0	0	0	0	W	21-16													
09/29	Steelers		ON INACTIVE LIST																																				W	27-24	
10/06	at Jaguars		ON INACTIVE LIST																																					L	34-37
10/13	at Titans	S	5	3	2	0.0	0.0	0	0	0	0	0	0	0	0	0	0	0	0	0	0	0	0	0	0	0	W	20-17													
10/20	Dolphins	S	5	2	3	0.0	0.0	0	0	1	0	0	0	0	1	0	0	0	0	0	0	0	0	0	0	0	W	16-10													
10/27	at Texans	S	7	6	1	0.0	0.0	2	7	0	0	0	0	0	0	0	0	0	0	0	0	0	0	0	0	0	L	20-23													
11/03	at Vikings	S	6	6	0	0.0	0.0	1	1	0	0	0	0	0	0	1	1	38	0	0	0	0	0	0	0	0	L	13-21													
11/10	Bills	S	8	5	3	0.0	0.0	0	0	0	1	12	12	0	2	0	0	0	0	0	0	0	0	0	0	0	L	20-30													
11/17	at Jets	S	8	6	2	0.0	0.0	1	1	0	0	0	0	0	0	0	0	0	0	0	0	0	0	0	0	0	W	28-27													
11/24	Lions	S	3	1	2	0.0	0.0	0	0	0	0	0	0	0	0	0	0	0	0	0	0	0	0	0	0	L	6-24														
12/01	at Patriots	S	2	2	0	0.0	0.0	0	0	0	0	0	0	0	0	0	0	0	0	0	0	0	0	0	0	0	W	25-24													
12/15	at Broncos	S	2	2	0	0.0	0.0	0	0	0	0	0	0	0	0	0	0	0	0	0	0	0	0	0	0	0	L	13-31													
12/22	Titans	S	3	2	1	0.0	0.0	0	0	0	2	16	12	0	2	0	0	0	0	0	0	0	0	0	0	0	W	38-30													
12/29	at Giants	S	3	2	1	0.0	0.0	0	0	0	0	0	0	0	0	0	0	0	0	0	0	0	0	0	0	0	L	33-45													
01/05	Jaguars	S	8	5	3	0.0	0.0	0	0	0	0	0	0	0	0	0	0	0	0	0	0	0	0	0	0	0	W	26-23+													
2024 TOTALS		15-15	78	51	27	0.5	5.0	4	9	2	3	28	12	0	7	0	1	38	0	0	0	0	0	0	0	0	0	8-9													

+ - Overtime

2025 GAME-BY-GAME REGULAR-SEASON STATISTICS (COLTS)

DATE	OPPONENT	P/S	TACKLES							INTERCEPTIONS				FUMBLES			ST			MISC		W/L	SCORE																	
			TK	S	A	SK	YDS	TFL	YDS	QBH	NO	YDS	LG	TD	PD	FF	FR	TD	YDS	TK	S			A	FF	FR	S	A												
09/07	Dolphins	S	4	2	2	1.0	0.0	0	0	1	0	0	0	0	1	1	0	0	0	0	0	0	0	0	0	0	W	33-8												
09/14	Broncos	P	4	2	2	0.0	0.0	1	3	0	0	0	0	0	0	0	0	0	0	0	0	0	0	0	0	0	W	29-28												
09/21	at Titans	S	2	2	0	0.0	0.0	0	0	0	1	32	32	1	1	0	0	0	0	0	0	0	0	0	0	0	W	41-20												
09/28	at Rams		ON INACTIVE LIST																																			L	20-27	
10/05	Raiders		ON INACTIVE LIST																																				W	40-6
10/12	Cardinals		ON INACTIVE LIST																																				W	31-27
2025 TOTALS		3-2	10	6	4	1.0	0.0	1	3	1	1	32	32T	1	2	1	0	0	0	0	0	0	0	0	0	0	5-1													

2018 GAME-BY-GAME POSTSEASON STATISTICS (COLTS)

DATE	OPPONENT	P/S	TACKLES							INTERCEPTIONS				FUMBLES			ST			MISC		W/L	SCORE					
			TK	S	A	SK	YDS	TFL	YDS	QBH	NO	YDS	LG	TD	PD	FF	FR	TD	YDS	TK	S			A	FF	FR	S	A
01/05	at Texans	S	6	5	1	1.0	9.0	1	9	2	1	10	10	0	2	0	0	0	0	0	0	0	0	0	0	0	W	21-7
01/12	at Chiefs	S	13	8	5	2.0	13.0	2	13	2	0	0	0	0	1	0	0	0	0	0	0	0	0	0	0	0	L	13-31
2018 TOTALS		2-2	19	13	6	3.0	22.0	3	22	4	1	10	10	0	3	0	0	0	0	0	0	0	0	0	0	0	1-1	

2020 GAME-BY-GAME POSTSEASON STATISTICS (COLTS)

DATE	OPPONENT	P/S	TACKLES							INTERCEPTIONS				FUMBLES			ST			MISC		W/L	SCORE					
			TK	S	A	SK	YDS	TFL	YDS	QBH	NO	YDS	LG	TD	PD	FF	FR	TD	YDS	TK	S			A	FF	FR	S	A
01/09	at Bills	S	5	4	1	0.0	0.0	0	0	0	0	0	0	0	0	0	0	0	0	0	0	0	0	0	0	0	L	24-27
2020 TOTALS		1-1	5	4	1	0.0	0.0	0	0	0	0	0	0	0	0	0	0	0	0	0	0	0	0	0	0	0	0-1	

CHAD MUMA

LINEBACKER
OMOD-MAJ

55

6-3 239 LBS

NFL EXP: 4

(1ST YEAR WITH THE COLTS)

BORN: 8/18/99



**COLLEGE:
WYOMING**

4TH-AND-SHORT

- Played in 50 career games (seven starts) in three seasons (2022-24) with Jacksonville and compiled 80 tackles (39 solo), 3.0 tackles for loss, 1.5 sacks, three passes defended and 14 special teams stops. Also appeared in two postseason contests and registered three solo tackles.
- Played in 42 games (20 starts) at Wyoming (2018-2021) and compiled 256 tackles (141 solo), 15.5 tackles for loss, 2.5 sacks, six passes defended, three interceptions (two returned for a touchdown), one forced fumble, and two fumble recoveries.
- Majored in mechanical engineering.



Claimed by the Colts off waivers from the Jacksonville Jaguars on August 27, 2025.



SINGLE-GAME HIGHS: DEFENSIVE

Total Tackles 11 at Detroit Lions, Dec 04, 2022
9 vs. Baltimore Ravens, Nov 27, 2022
8 at Houston Texans, Sep 29, 2024

Solo Tackles 7 at Detroit Lions, Dec 04, 2022
5 vs. Tennessee Titans, Jan 07, 2023
4 vs. Baltimore Ravens, Nov 27, 2022
...1 more at 4.

Sacks 1.5 at Detroit Lions, Dec 04, 2022

Passes Defensed 2 vs. Atlanta Falcons, Oct 01, 2023
1 vs. Las Vegas Raiders, Nov 06, 2022

Tackles For Loss 2 at Detroit Lions, Dec 04, 2022

Special Teams Tackles 3 vs. Indianapolis Colts, Sep 18, 2022
2 at Los Angeles Rams, Sep 28, 2025
...2 more at 2.

SINGLE-GAME HIGHS - POSTSEASON: DEFENSIVE

Total Tackles 3 vs. Los Angeles Chargers, Jan 14, 2023

Solo Tackles 3 vs. Los Angeles Chargers, Jan 14, 2023

2022 GAME-BY-GAME REGULAR-SEASON STATISTICS (JAGUARS)

DATE	OPPONENT	P/S	TACKLES							INTERCEPTIONS				FUMBLES			ST			MISC		W/L	SCORE							
			TK	S	A	SK	YDS	TFL	YDS	QBH	NO	YDS	LG	TD	PD	FF	FR	TD	YDS	TK	S			A	FF	FR	S	A		
09/11	at Commanders	P	0	0	0	0.0	0.0	0	0	0	0	0	0	0	0	0	0	0	0	0	0	0	0	0	0	0	0	0	L	22-28
09/18	Colts	P	0	0	0	0.0	0.0	0	0	0	0	0	0	0	0	0	0	0	3	1	2	0	0	0	0	0	0	W	24-0	
09/25	at Chargers	P	0	0	0	0.0	0.0	0	0	0	0	0	0	0	0	0	0	0	0	0	0	0	0	0	0	0	0	W	38-10	
10/02	at Eagles	P	0	0	0	0.0	0.0	0	0	0	0	0	0	0	0	0	0	0	0	0	0	0	0	0	0	0	0	L	21-29	
10/09	Texans	P	1	0	1	0.0	0.0	0	0	0	0	0	0	0	0	0	0	0	0	0	0	0	0	0	0	0	0	L	6-13	
10/16	at Colts	P	0	0	0	0.0	0.0	0	0	0	0	0	0	0	0	0	0	0	0	0	0	0	0	0	0	0	0	L	27-34	
10/23	Giants	P	0	0	0	0.0	0.0	0	0	0	0	0	0	0	0	0	0	0	0	0	0	0	0	0	0	0	0	L	17-23	
10/30	Broncos	P	0	0	0	0.0	0.0	0	0	0	0	0	0	0	0	0	0	0	2	1	1	0	0	0	0	0	0	L	17-21	
11/06	Raiders	P	0	0	0	0.0	0.0	0	0	0	0	0	0	0	1	0	0	0	0	1	1	0	0	0	0	0	0	W	27-20	
11/13	at Chiefs	P	6	4	2	0.0	0.0	0	0	0	0	0	0	0	0	0	0	0	0	0	0	0	0	0	0	0	0	L	17-27	
11/27	Ravens	S	9	4	5	0.0	0.0	0	0	0	0	0	0	0	0	0	0	0	0	0	0	0	0	0	0	0	0	W	28-27	
12/04	at Lions	S	11	7	4	1.5	2.0	2	2	2	0	0	0	0	0	0	0	0	0	0	0	0	0	0	0	0	0	L	14-40	
12/11	at Titans	P	INACTIVE																											
12/18	Cowboys	P	0	0	0	0.0	0.0	0	0	0	0	0	0	0	0	0	0	0	0	1	1	0	0	0	0	0	0	0	W	40-34+
12/22	at Jets	P	0	0	0	0.0	0.0	0	0	0	0	0	0	0	0	0	0	0	0	0	0	0	0	0	0	0	0	0	W	19-3
01/01	at Texans	P	4	3	1	0.0	0.0	0	0	1	0	0	0	0	0	0	0	0	0	1	1	0	0	0	0	0	0	0	W	31-3
01/07	Titans	P	7	5	2	0.0	0.0	1	2	0	0	0	0	0	0	0	0	0	0	0	0	0	0	0	0	0	0	W	20-16	
2022 TOTALS		16-2	38	23	15	1.5	2.0	3	4	3	0	0	0	0	1	0	0	0	0	9	5	4	0	0	0	0	0	0	9-8	

+ - Overtime

2023 GAME-BY-GAME REGULAR-SEASON STATISTICS (JAGUARS)

DATE	OPPONENT	P/S	TACKLES							INTERCEPTIONS				FUMBLES			ST			MISC		W/L	SCORE						
			TK	S	A	SK	YDS	TFL	YDS	QBH	NO	YDS	LG	TD	PD	FF	FR	TD	YDS	TK	S			A	FF	FR	S	A	
09/10	at Colts	P	0	0	0	0.0	0.0	0	0	0	0	0	0	0	0	0	0	0	0	0	0	0	0	0	0	0	0	W	31-21
09/17	Chiefs	P	0	0	0	0.0	0.0	0	0	0	0	0	0	0	0	0	0	0	0	0	0	0	0	0	0	0	0	L	9-17
09/24	Texans	P	2	0	2	0.0	0.0	0	0	0	0	0	0	0	0	0	0	0	0	0	0	0	0	0	0	0	0	L	17-37
10/01	Falcons	S	7	3	4	0.0	0.0	0	0	0	0	0	0	0	2	0	0	0	0	0	0	0	0	0	0	0	0	W	23-7
10/08	at Bills	S	3	2	1	0.0	0.0	0	0	0	0	0	0	0	0	0	0	0	0	1	1	0	0	0	0	0	0	W	25-20
10/15	Colts	P	0	0	0	0.0	0.0	0	0	0	0	0	0	0	0	0	0	0	0	0	0	0	0	0	0	0	0	W	37-20
10/19	at Saints	P	0	0	0	0.0	0.0	0	0	0	0	0	0	0	0	0	0	0	0	0	0	0	0	0	0	0	0	W	31-24
10/29	at Steelers	P	0	0	0	0.0	0.0	0	0	0	0	0	0	0	0	0	0	0	0	0	0	0	0	0	0	0	0	W	20-10
11/12	49ers	P	0	0	0	0.0	0.0	0	0	0	0	0	0	0	0	0	0	0	0	2	2	0	0	0	0	0	0	L	3-34
11/19	Titans	P	0	0	0	0.0	0.0	0	0	0	0	0	0	0	0	0	0	0	0	0	0	0	0	0	0	0	0	W	34-14
11/26	at Texans	P	0	0	0	0.0	0.0	0	0	0	0	0	0	0	0	0	0	0	0	0	0	0	0	0	0	0	0	W	24-21
12/04	Bengals	P	0	0	0	0.0	0.0	0	0	0	0	0	0	0	0	0	0	0	0	0	0	0	0	0	0	0	0	L	31-34+
12/10	at Browns	P	0	0	0	0.0	0.0	0	0	0	0	0	0	0	0	0	0	0	0	0	0	0	0	0	0	0	0	L	27-31
12/17	Ravens	P	0	0	0	0.0	0.0	0	0	0	0	0	0	0	0	0	0	0	0	0	0	0	0	0	0	0	0	L	7-23
12/24	at Buccaneers	P	0	0	0	0.0	0.0	0	0	0	0	0	0	0	0	0	0	0	0	0	0	0	0	0	0	0	0	L	12-30
12/31	Panthers	P	0	0	0	0.0	0.0	0	0	0	0	0	0	0	0	0	0	0	0	0	0	0	0	0	0	0	0	W	26-0
01/07	at Titans	P	0	0	0	0.0	0.0	0	0	0	0	0	0	0	0	0	0	0	0	0	0	0	0	0	0	0	0	L	20-28
2023 TOTALS		17-2	12	5	7	0.0	0.0	0	0	0	0	0	0	0	2	0	0	0	0	3	3	0	0	0	0	0	0	9-8	

+ - Overtime

CHAD MUMA

LINEBACKER
(MOB-MR)

55

2024 GAME-BY-GAME REGULAR-SEASON STATISTICS (COLTS)

DATE	OPPONENT	P/S	TACKLES							INTERCEPTIONS				FUMBLES			ST				MISC		W/L	SCORE			
			TK	S	A	SK	YDS	TFL	YDS	QBH	NO	YDS	LG	TD	PD	FF	FR	TD	YDS	TK	S	A			FF	FR	S
09/08	Texans	P	0	0	0	0.0	0.0	0	0	0	0	0	0	0	0	0	0	0	0	0	0	0	0	0	0	L	27-29
09/15	at Packers	P	0	0	0	0.0	0.0	0	0	0	0	0	0	0	0	0	0	0	0	0	0	0	0	0	0	L	10-16
09/22	Bears	P	0	0	0	0.0	0.0	0	0	0	0	0	0	0	0	0	0	0	0	0	0	0	0	0	0	W	21-16
09/29	Steelers	S	0	0	0	0.0	0.0	0	0	0	0	0	0	0	0	0	0	0	0	0	0	0	0	0	0	W	27-24
10/06	at Jaguars	P	5	3	2	0.0	0.0	0	0	0	0	0	0	0	0	0	0	0	0	0	0	0	0	0	0	L	34-37
10/13	at Titans	P	0	0	0	0.0	0.0	0	0	0	0	0	0	0	0	0	0	0	0	0	0	0	0	0	0	W	20-17
10/20	Dolphins	S	0	0	0	0.0	0.0	0	0	0	0	0	0	0	0	0	0	0	0	0	0	0	0	0	0	W	16-10
10/27	at Texans	P	0	0	0	0.0	0.0	0	0	0	0	0	0	0	0	0	0	0	0	0	0	0	0	0	0	L	20-23
11/03	at Vikings	P	0	0	0	0.0	0.0	0	0	0	0	0	0	0	0	0	0	0	0	0	0	0	0	0	0	L	13-21
11/10	Bills	P	0	0	0	0.0	0.0	0	0	0	0	0	0	0	0	0	0	0	0	0	0	0	0	0	0	L	20-30
11/17	at Jets	P	0	0	0	0.0	0.0	0	0	0	0	0	0	0	0	0	0	0	0	0	0	0	0	0	0	W	28-27
11/24	Lions																									L	6-24
12/01	at Patriots	P	0	0	0	0.0	0.0	0	0	0	0	0	0	0	0	0	0	0	0	0	0	0	0	0	0	W	25-24
12/15	at Broncos	P	0	0	0	0.0	0.0	0	0	0	0	0	0	0	0	0	0	0	0	0	0	0	0	0	0	L	13-31
12/22	Titans	P	0	0	0	0.0	0.0	0	0	0	0	0	0	0	0	0	0	0	0	0	0	0	0	0	0	W	38-30
12/29	at Giants	S	0	0	0	0.0	0.0	0	0	0	0	0	0	0	0	0	0	0	0	0	0	0	0	0	0	L	33-45
01/05	Jaguars	P	1	0	1	0.0	0.0	0	0	0	0	0	0	0	0	0	0	0	0	0	0	0	0	0	0	W	26-23+
2024 TOTALS		16-3	6	3	3	0.0	0.0	0	0	0	0	0	0	0	0	0	0	0	0	0	0	0	0	0	0	8-9	

+ - Overtime

2025 GAME-BY-GAME REGULAR-SEASON STATISTICS (COLTS)

DATE	OPPONENT	P/S	TACKLES							INTERCEPTIONS				FUMBLES			ST				MISC		W/L	SCORE				
			TK	S	A	SK	YDS	TFL	YDS	QBH	NO	YDS	LG	TD	PD	FF	FR	TD	YDS	TK	S	A			FF	FR	S	A
09/07	Dolphins																									W	33-8	
09/14	Broncos	P	0	0	0	0.0	0.0	0	0	0	0	0	0	0	0	0	0	0	0	0	0	0	0	0	0	0	W	29-28
09/21	at Titans																									W	41-20	
09/28	at Rams	P	0	0	0	0.0	0.0	0	0	0	0	0	0	0	0	0	0	0	0	0	0	0	0	0	0	L	20-27	
10/05	Raiders	P	1	0	1	0.0	0.0	0	0	0	0	0	0	0	0	0	0	0	0	0	0	0	0	0	0	W	40-6	
10/12	Cardinals	P	0	0	0	0.0	0.0	0	0	0	0	0	0	0	0	0	0	0	0	0	0	0	0	0	0	W	31-27	
2025 TOTALS		4-0	1	0	1	0.0	0.0	0	0	0	0	0	0	0	0	0	0	0	0	0	0	0	0	0	0	5-1		

2022 GAME-BY-GAME POSTSEASON STATISTICS (JAGUARS)

DATE	OPPONENT	P/S	TACKLES							INTERCEPTIONS				FUMBLES			ST				MISC		W/L	SCORE			
			TK	S	A	SK	YDS	TFL	YDS	QBH	NO	YDS	LG	TD	PD	FF	FR	TD	YDS	TK	S	A			FF	FR	S
01/14	Chargers	P	3	3	0	0.0	0.0	0	0	0	0	0	0	0	0	0	0	0	0	0	0	0	0	0	0	W	31-30
01/21	at Chiefs	P	0	0	0	0.0	0.0	0	0	0	0	0	0	0	0	0	0	0	0	0	0	0	0	0	0	L	20-27
2022 TOTALS		2-0	3	3	0	0.0	0.0	0	0	0	0	0	0	0	0	0	0	0	0	0	0	0	0	0	0	1-1	

QUENTON NELSON

GUARD

56



AP AP AP
1ST TEAM 1ST TEAM 1ST TEAM

AP AP
2ND TEAMING TEAM



Selected by the Colts in the first round (6th overall) of the 2018 NFL Draft.

6-5 330 LBS

NFL EXP: 8

(8TH YEAR WITH THE COLTS)

BORN: 3/19/96



**COLLEGE:
NOTRE DAME**

4TH-AND-SHORT

- 5x All-Pro selection (2018-20, First Team; 2021, 2024 Second Team). First player in franchise history to earn First Team All-Pro honors in his first three seasons, and only the fifth NFL player since the 1970 merger.
- 7x Pro Bowl selection. He is the first player in franchise history to earn Pro Bowl honors in his first seven seasons.
- In his first seven seasons, he started all 112 games he appeared in.
- Has volunteered at the Colts Youth Football Camp, Uniform Blitz, annual Playground Build, a visit to Simon Cancer Center and Caroling at Riley Hospital for Children.

DOWN THE STRETCH

Who is someone you look up to: My father and my brother.

What did you want to be growing up: I think I wanted to be a basketball player at first. Then, as I got older, I realized football was my true calling.

Favorite TV show: "Game of Thrones"

What are your hobbies outside of football: Fishing

What is on your bucket list: I want to go see Europe.

Who are your mentors: My position coach at Notre Dame, Coach Hiestand, Nick Martin and Ronnie Stanley.

When was a time you faced adversity: I would say my freshman year in college dealing with the academics at Notre Dame and with going to another level of football. It was a hard transition, but one that was awesome for me.

 @BIGQ56

 @QUENTON_NELSON

3X FIRST TEAM ALL-PRO

Nelson was named Associated Press First Team All-Pro for the third consecutive season in 2020. Nelson became the first player in franchise history to be selected Associated Press First Team All-Pro in his first three seasons. He also became the first offensive lineman and the fifth player since the 1970 NFL/AFL merger to be named Associated Press First Team All-Pro in his first three seasons, joining Barry Sanders, Keith Jackson, Lawrence Taylor and Earl Campbell. Nelson is the first Colts player to earn Associated Press First Team All-Pro honors in three consecutive seasons since Peyton Manning (2003-05). He has the most total All-Pro selections and the most First Team All-Pro selections by a guard in franchise history.



FIRST TIME SINCE 1965

Nelson and Shaquille Leonard were both named AP First Team All-Pro in 2018. Nelson and Leonard joined Pro Football Hall of Famers Dick Butkus and Gale Sayers (Chicago, 1965) as the second pair of rookie teammates to be selected First Team All-Pro since the Associated Press started selecting All-Pro teams in 1940. Nelson started all 16 games at left guard and played all 1,136 of the Colts' offensive snaps in 2018. He was part of an offensive line that allowed the fewest sacks in the NFL (18.0) and had the lowest sacks allowed per pass attempt rate (2.7 percent). Nelson assisted with an offense that ranked in the top-10 in points per game (27.1, fifth), yards per game (386.2, seventh) and passing yards per game (278.8, sixth). From Weeks 5-12, quarterback Andrew Luck attempted 239 passes without being sacked, which

was the third-longest streak in NFL history. Nelson also helped pave the way for running back Marlon Mack to register four 100-yard rushing games in 2018.

7X PRO BOWLER

Nelson has been selected to seven consecutive Pro Bowls (2018-24) to start his career, becoming the first Colt to do so. He joined Richmond Webb and Pro Football Hall of Famer Joe Thomas as the only offensive linemen in NFL history to be selected to the Pro Bowl in each of his first seven seasons in the NFL. Among active players, Nelson has the second-longest streak of Pro Bowls to begin an NFL career, following Miami Dolphins wide receiver Tyreek Hill (eight years).



BORN FOR THE BIG STAGE

Nelson has always been big. He was born at 10 pounds and 10 ounces and continued growing from there. He was so big that when he played Pop Warner football, he played with kids two years older than him and was forced to lose 20 pounds before each season. Nelson was referenced by his Notre Dame teammates as a refrigerator.

NFL HIGHLIGHTS

CAREER

- Has started all 118 games he has played in during his seven seasons with the Colts. Has started three postseason contests.

2025 SEASON (COLTS)

- Has started six games. In Week 1 vs MIA, he blocked for an offense that produced 156 yards on the ground. In Week 2 vs. DEN, he blocked for a line that helped Jonathan Taylor register 165 rushing yards. In Week 3 vs. TEN, he blocked for an offense that allowed Taylor to notch three rushing touchdowns. In Week 5 vs. LV, he started for a line that allowed Taylor to record three touchdowns on the ground for the second time this season.

2024 SEASON (COLTS)

- In 2024, he started 17 games. In Week 2 at GB, he started at left guard for a line that paved the way for Jonathan Taylor to rush for 103 yards. In



Week 3 vs. CHI, he anchored a line at left guard that led the way for Taylor to accumulate 110 yards on the ground, and eclipse the 100-yard threshold in consecutive games. In Weeks 6 and 7, he started at left guard for a line that didn't allow any sacks. In Week 10 vs. BUF, he was a part of a line that blocked for Taylor to rush for over 100 yards in the first half alone. In Week 12 vs. DET, he started for a line that didn't allow a sack for the third time this season. In Week 13 at NE, he was a part of a line that didn't allow a sack for the second consecutive week. In Week 16 vs. TEN, he started at center for a line that paved the way for 335 team rushing yards, a single-game franchise record. He also blocked for Taylor to register 218 yards on the ground, the third-most individual single-game rushing yards in team history. In Week 18 vs. JAX, he started at left guard and helped pave the way for Taylor to tally a single-game career-high 34 carries for 177 yards and one touchdown. It marked his fourth consecutive 100-yard rushing game.

2023 SEASON (COLTS)

- In 2023, he started all 17 games at left guard. In Week 2 at HOU, he started at left guard and was part of an offensive line that did not allow a sack. In Week 3 at BAL, he started at left guard for a line that paved the way for Moss to rush for 122 yards. In Week 5 vs. TEN, he started at left guard for a line that led the way for Zack Moss to rush for 165 yards and two touchdowns. In Week 10 at NE, he started at left guard for a line that didn't allow a sack. In Week 18 vs. HOU, he started at left guard for a line that paved the way for the offense to rush for 227 yards, including Jonathan Taylor rushing for a single-game single-season high 188 yards.

2022 SEASON (COLTS)

- Was named to the Pro Bowl after he started all 17 games in 2022 and helped Jonathan Taylor rush for 161 yards in Week 1 at HOU. In Week 6 vs. JAX, he was part of an offensive line that did not allow a sack in 58 pass attempts, which marked the most pass attempts in franchise history without allowing a sack. In Week 10 at LV he was part of an offensive line that paved the way for the Colts to rush for 207 yards.

2021 SEASON (COLTS)

- In 2021, he was named a Second Team Associated Press All-Pro and to his fourth consecutive Pro Bowl after he started 13 games and helped Jonathan Taylor rush for 100 yards in seven games. He helped block for Taylor, who led the NFL in rushing yards and rushing touchdowns.

2020 SEASON (COLTS)

- Earned Associated Press First Team All-Pro and PFWA All-NFL Team honors after he started all 16 games in 2020 and helped the offensive line allow zero sacks in four different games. He was selected to his third consecutive Pro Bowl. In

Week 6 vs. CIN, he helped block for Philip Rivers, who threw for a season-best 371 yards. In Week 14 at LV, he helped the offense allow zero sacks and the offense rush for 212 yards. In Week 17 vs. JAX, he helped pave the way for Jonathan Taylor who rushed for a franchise-record 253 yards. Started one postseason game and helped the offensive line allow no sacks.

2019 SEASON (COLTS)

- Started all 16 games at left guard in 2019 and helped Marlon Mack become the first Colts' 1,000-yard single-season rusher since 2016. In Week 1, he helped Mack rush for a career-high 174 yards. In Week 11 vs. JAX, he helped the Colts rush for 264 yards, which was the most for the Colts since 11/21/04 against CHI (275). In 2019, was named First Team All-Pro by both the Associated Press and Sporting News for the second consecutive season. Nelson became the first player in franchise history to be selected Associated Press First Team All-Pro in his first two seasons. He also became the first offensive lineman and the seventh player since the 1970 NFL/AFL merger to be named Associated Press First Team All-Pro in his first two seasons, joining Devin Hester, Barry Sanders, Keith Jackson, Eric Dickerson, Lawrence Taylor and Earl Campbell.
- He was also selected to the Pro Bowl for the second consecutive season. Nelson became just the fifth player in team history to earn Pro Bowl honors in his first two seasons, joining Andrew Luck, Edgerrin James, Marshall Faulk and Alan Ameche. He also became the first offensive lineman in the NFL to do it in his first two seasons since Zack Martin and was the first Colts player to be selected to back-to-back Pro Bowls since T.Y. Hilton following the 2016 and 2017 seasons.
- Named to the 2019 PFWA All-NFL and All-AFC teams.

2018 SEASON (COLTS)

- Started all 16 games in 2018 at left guard. Was part of an offensive line that ranked first in the NFL for the fewest sacks allowed. He was one of five rookies to start Week 1 vs. CIN for the Colts. Also helped protect Andrew Luck during a 464-yard, four touchdown performance in Week 4 vs. HOU. In Weeks 7 and 8, he started both games and helped the Colts rush for over 200 yards in back-to-back games, which was the first time in the same season since 1985. Was part of an offensive line that didn't allow a sack in five straight games, which tied the New York Giants (2010) and Tennessee Titans (2008) for the third-longest streak since 1982. He was named to his first Pro Bowl and was the first rookie Colts offensive lineman to make the Pro Bowl since 1983 when Chris Hinton did it. Started two postseason games and helped the Colts rush for a postseason franchise-record 200 yards during the AFC Wild Card weekend.





- Nelson was named AP First-Team All-Pro. Nelson and Darius Leonard joined Alan Ameche (1955), Milt Davis (1957) and Edgerrin James (1999) as the only Colts rookies to be selected AP First Team All-Pro. Leonard and Nelson became the first rookie tandem to be named AP First Team All-Pro since Dick Butkus and Gale Sayers (Chicago) did it in 1965.
- Nelson was named to the Sporting News All-Pro Team as well as the PFWA All-NFL, All-AFC and All-Rookie Teams.

COLLEGE

- Started 36-of-37 career games at Notre Dame at left guard.
- As a senior in 2017, named a unanimous All-America selection.
- Earned Second Team All-America honors from The Associated Press and Sports Illustrated in 2016.
- Surrendered just 3.0 sacks, none in the last two years, and four quarterback hits, two in the last two years, in 2,474 career snaps.
- As a team captain in 2017, started all 13 games at left guard and helped win the program's first Citrus Bowl appearance by defeating LSU, 21-17.
- Became the 34th unanimous All-American in Notre Dame history, the first Irish offensive lineman to earn such an honor since tackle Aaron Taylor in 1993 and Notre Dame's sixth-ever unanimous All-American offensive lineman.
- Named First Team All-America by the Football Writers Association of America, The Sporting News, The Walter Camp Football Foundation, The Associated Press and the American Football Coaches Association (AFCA).
- Was one of three finalists for the Outland Trophy, an award given to the nation's top interior lineman.
- Named Notre Dame's 2017 Monogram Club Most Valuable Player after spearheading an offensive line that won the Joe Moore Award as college football's most outstanding offensive line.
- Surrendered zero sacks, one quarterback hit and three quarterback hurries in 883 offensive snaps.
- Started all 12 games at left guard in 2016 and was named Notre Dame Offensive Lineman of the Year.
- Was part of an offensive line that paved the way for 417.6 total yards per game.
- Started 11-of-12 games at left guard in 2015 on an offensive line which was a finalist for the inaugural Joe Moore Award.
- Assisted the Irish to a 10-3 record and an appearance in the Fiesta Bowl vs. Ohio State.

- Part of an offensive line that helped the Irish average 5.63 rushing yards per carry (eighth-best in the FBS) – a modern (post WWII) school record.
- The Irish ranked 27th nationally in total offense, averaging 466.4 yards per game, its third-best mark since setting a school record in 1970 by averaging 510.5 yards per game.
- Spent his 2014 freshman season on the scout team and did not see the field.

PERSONAL

- Attended Red Bank Catholic (N.J.) High School and garnered Second Team All-America honors from *USA Today* and MaxPreps in 2013. Also named an Honorable Mention All-America selection by Parade Prep.
- Named to *USA Today* American Family Insurance All-USA New Jersey team for 2013.
- Selected to MSG Varsity all-New Jersey squad.
- Played in the U.S. Army All-American Bowl in San Antonio.
- In 2013, his team finished 9-1 and averaged 279.0 rushing yards and 43.5 points per game.
- Registered 61 tackles and 3.0 sacks on defense.
- Named to MaxPreps Junior All-America 2012 second team.
- Helped Red Bank earn a New Jersey state title in 2012 after registering 42 tackles and 7.0 sacks en route to earning Second-Team All-State honors from the *Newark Star-Ledger*.
- Also assisted with an offense that averaged 38 points and 341.0 yards per game on offense in 2012.
- Participated in the NFL's My Cause My Cleats initiative and represented Weish4Ever (2023), the American Cancer Society (2022), The V Foundation (2021) and The Andrew Weishar Foundation (2018-19).
- In 2020, he participated in many Colts community initiatives, including three mobile pantry distributions and attending a Marion County Juvenile Detention Center activation event.
- Volunteered at numerous community events with the Colts in 2019, including the Colts Youth Football Camp, Uniform Blitz, annual Playground Build, Team Smile, a visit to Simon Cancer Center and Caroling at Riley Hospital for Children.
- A native of Red Bank, N.J.

TRANSACTIONS

- Selected by the Colts in the first round (6th overall) of the 2018 NFL Draft.



QUENTON NELSON'S - NFL REGULAR SEASON STATISTICS

DATE	TEAM	GP	GS
2018	Colts	16	16
2019	Colts	16	16
2020	Colts	16	16
2021	Colts	13	13
2022	Colts	17	17
2023	Colts	17	17
2024	Colts	17	17
2025	Colts	6	6
TOTALS		118	118

QUENTON NELSON'S - NFL POSTSEASON STATISTICS

DATE	TEAM	GP	GS
2018	Colts	2	2
2020	Colts	1	1
TOTALS		3	3

2018 GAME-BY-GAME REGULAR-SEASON STATISTICS (COLTS)

DATE	OPPONENT	P/S	W/L	SCORE
09/09	Bengals	S	L	23-34
09/16	at Redskins	S	W	21-9
09/23	at Eagles	S	L	16-20
09/30	Texans	S	L	34-37+
10/04	at Patriots	S	L	24-38
10/14	at Jets	S	L	34-42
10/21	Bills	S	W	37-5
10/28	at Raiders	S	W	42-28
11/11	Jaguars	S	W	29-26
11/18	Titans	S	W	38-10
11/25	Dolphins	S	W	27-24
12/02	at Jaguars	S	L	0-6
12/09	at Texans	S	W	24-21
12/16	Cowboys	S	W	23-0
12/23	Giants	S	W	28-27
12/30	at Titans	S	W	33-17
2018 TOTALS		16-16	10-6	

+ - Overtime

2019 GAME-BY-GAME REGULAR-SEASON STATISTICS (COLTS)

DATE	OPPONENT	P/S	W/L	SCORE
09/08	at Chargers	S	L	24-30+
09/15	at Titans	S	W	19-17
09/22	Falcons	S	W	27-24
09/29	Raiders	S	L	24-31
10/06	at Chiefs	S	W	19-13
10/20	Texans	S	W	30-23
10/27	Broncos	S	W	15-13
11/03	at Steelers	S	L	24-26
11/10	Dolphins	S	L	12-16
11/17	Jaguars	S	W	33-13
11/21	at Texans	S	L	17-20
12/01	Titans	S	L	17-31
12/08	at Buccaneers	S	L	35-38
12/16	at Saints	S	L	7-34
12/22	Panthers	S	W	38-6
12/29	at Jaguars	S	L	20-38
2019 TOTALS		16-16	7-9	

+ - Overtime



2020 GAME-BY-GAME REGULAR-SEASON STATISTICS (COLTS)

DATE	OPPONENT	P/S	W/L	SCORE
09/13	at Jaguars	S	L	20-27
09/20	Vikings	S	W	28-11
09/27	Jets	S	W	36-7
10/04	at Bears	S	W	19-11
10/11	at Browns	S	L	23-32
10/18	Bengals	S	W	31-27
11/01	at Lions	S	W	41-21
11/08	Ravens	S	L	10-24
11/12	at Titans	S	W	34-17
11/22	Packers	S	W	34-31+
11/29	Titans	S	L	26-45
12/06	at Texans	S	W	26-20
12/13	at Raiders	S	W	44-27
12/20	Texans	S	W	27-20
12/27	at Steelers	S	L	24-28
01/03	Jaguars	S	W	28-14
2020 TOTALS	16-16		11-5	

+ - Overtime

2021 GAME-BY-GAME REGULAR-SEASON STATISTICS (COLTS)

DATE	OPPONENT	P/S	W/L	SCORE
09/12	Seahawks	S	L	16-28
09/19	Rams	S	L	24-27
09/26	at Titans	S	L	16-25
10/03	at Dolphins		W	27-17
10/11	at Ravens		L	25-31+
10/17	Texans		W	31-3
10/24	at 49ers	S	W	30-18
10/31	Titans	S	L	31-34+
11/04	Jets	S	W	45-30
11/14	Jaguars	S	W	23-17
11/21	at Bills	S	W	41-15
11/28	Buccaneers	S	L	31-38
12/05	at Texans	S	W	31-0
12/18	Patriots	S	W	27-17
12/25	at Cardinals		W	22-16
01/02	Raiders	S	L	20-23
01/09	at Jaguars	S	L	11-26
2021 TOTALS	13-13		9-8	

+ - Overtime

2022 GAME-BY-GAME REGULAR-SEASON STATISTICS (COLTS)

DATE	OPPONENT	P/S	W/L/T	SCORE
09/11	at Texans	S	T	20-20
09/18	at Jaguars	S	L	0-24
09/25	Chiefs	S	W	20-17
10/02	Titans	S	L	17-24
10/06	at Broncos	S	W	12-9+
10/16	Jaguars	S	W	34-27
10/23	at Titans	S	L	10-19
10/30	Commanders	S	L	16-17
11/06	at Patriots	S	L	3-26
11/13	at Raiders	S	W	25-20
11/20	Eagles	S	L	16-17
11/28	Steelers	S	L	17-24
12/04	at Cowboys	S	L	19-54
12/17	at Vikings	S	L	36-39+
12/26	Chargers	S	L	3-20
01/01	at Giants	S	L	10-38
01/08	Texans	S	L	31-32
2022 TOTALS	17-17		4-12-1	

+ - Overtime



2023 GAME-BY-GAME REGULAR-SEASON STATISTICS (COLTS)

DATE	OPPONENT	P/S	W/L	SCORE
09/10	Jaguars	S	L	21-31
09/17	at Texans	S	W	31-20
09/24	at Ravens	S	W	22-19+
10/01	Rams	S	L	23-29+
10/08	Titans	S	W	23-16
10/15	at Jaguars	S	L	20-37
10/22	Browns	S	L	38-39
10/29	Saints	S	L	27-38
11/05	at Panthers	S	W	27-13
11/12	at Patriots	S	W	10-6
11/26	Buccaneers	S	W	27-20
12/03	at Titans	S	W	31-28+
12/10	at Bengals	S	L	14-34
12/16	Steelers	S	W	30-13
12/24	at Falcons	S	L	10-29
12/31	Raiders	S	W	23-20
01/06	Texans	S	L	19-23
2023 TOTALS	17-17		9-8	

+ - Overtime

2024 GAME-BY-GAME REGULAR-SEASON STATISTICS (COLTS)

DATE	OPPONENT	P/S	W/L	SCORE
09/08	Texans	S	L	27-29
09/15	at Packers	S	L	10-16
09/22	Bears	S	W	21-16
09/29	Steelers	S	W	27-24
10/06	at Jaguars	S	L	34-37
10/13	at Titans	S	W	20-17
10/20	Dolphins	S	W	16-10
10/27	at Texans	S	L	20-23
11/03	at Vikings	S	L	13-21
11/10	Bills	S	L	20-30
11/17	at Jets	S	W	28-27
11/24	Lions	S	L	6-24
12/01	at Patriots	S	W	25-24
12/15	at Broncos	S	L	13-31
12/22	Titans	S	W	38-30
12/29	at Giants	S	L	33-45
01/05	Jaguars	S	W	26-23+
2024 TOTALS	17-17		8-9	

+ - Overtime

2025 GAME-BY-GAME REGULAR-SEASON STATISTICS (COLTS)

DATE	OPPONENT	P/S	W/L	SCORE
09/07	Dolphins	S	W	33-8
09/14	Broncos	S	W	29-28
09/21	at Titans	S	W	41-20
09/28	at Rams	S	L	20-27
10/05	Raiders	S	W	40-6
10/12	Cardinals	S	W	31-27
2025 TOTALS	6-6		5-1	

2018 GAME-BY-GAME POSTSEASON STATISTICS (COLTS)

DATE	OPPONENT	P/S	W/L	SCORE
01/05	at Texans	S	W	21-7
01/12	at Chiefs	S	L	13-31
2018 TOTALS	2-2		1-1	

2020 GAME-BY-GAME POSTSEASON STATISTICS (COLTS)

DATE	OPPONENT	P/S	W/L	SCORE
01/09	at Bills	S	L	24-27
2020 TOTALS	1-1		0-1	

DREW OGLETREE

TIGHT END

85

6-5 260 LBS

NFL EXP: 4

(4TH YEAR WITH THE COLTS)

BORN: 7/28/98



**COLLEGE:
YOUNGSTOWN STATE**

4TH-AND-SHORT

- In his first three seasons, he played in 29 games (15 starts) and totaled 18 receptions for 256 yards and three touchdowns.
- Played in 17 games (12 starts) in two seasons at Youngstown State (2020-21) and compiled 40 receptions for 391 yards.
- Appeared in 27 games (10 starts) at Findlay (2016-19) and totaled 54 receptions for 785 yards and 10 touchdowns.
- All-Great Midwest Athletic Conference Honorable Mention (2018).

DOWN THE STRETCH

What is on your bucket list: Go skydiving and travel the world.

Pregame ritual: Meditate on the sideline and play catch with the fans.

Nicknames: Tree and Drizzy

Who is your mentor: My momma

Favorite artists: J. Cole and Lil Uzi Vert

What is your pet peeve: Socks and thong sandals.

What is your hidden talent: I'm a juggler.

What are your hobbies off the field: Video games, bowling, and being a food critic.



Selected by the Colts in the sixth round (192nd overall) of the 2022 NFL Draft.

@DrewOgletree

@callmetree81

A PATH LESS TRAVELED

Becoming a standout football player is hard enough, but imagine being a father at the same time. Ogletree was 16 years old when he had his son, Andrew Jr., who was actually born during one of Ogletree's games. Ogletree was warming up when he heard that his girlfriend was giving birth two months before the due date so he went to the hospital, saw Andrew Jr. be born, and returned for the second half of his football game. As Ogletree earned a half-scholarship to Findlay and worked his way to Youngstown State, he had Andrew Jr. watching his every move and being his biggest supporter.



NFL HIGHLIGHTS

CAREER

- He has competed in 35 games (16 starts) in four seasons with the Colts (2022-25) and has compiled 18 receptions for 256 yards and three touchdowns as well as 14 special teams stops.

2025 SEASON (COLTS)

- Has appeared in six games (one start) and has tallied three special teams stops.

2024 SEASON (COLTS)

- In 2024, he appeared in all 17 games (six starts) and collected nine receptions for 109 yards and one touchdown. He also tallied five special teams tackles. In Week 4 vs. PIT, he hauled in a 15-yard touchdown reception.

2023 SEASON (COLTS)

- He played in 12 games (nine starts) in 2023 and totaled nine receptions for 147 yards and two

touchdowns. In Week 4 vs. LAR, he led the team in receptions (three), receiving yards (48) and tied for the team-high in receiving touchdowns (one). In Week 8 vs. NO, he hauled in a 33-yard touchdown reception.

2022 SEASON (COLTS)

- In 2022, he spent the entire season on the Injured Reserve list.

COLLEGE

- Played in 17 games (12 starts) in two seasons (2020-21) at Youngstown State and compiled 40 receptions for 391 yards. Before transferring to Youngstown State, he appeared in 27 games (10 starts) at Findlay (2016-19) and totaled 54 receptions for 785 yards and 10 touchdowns.
- In 2021, he started all 10 games and had team highs in receptions (28) and receiving yards (282). Earned Missouri Valley Football Conference Honor Roll accolades.
- Saw action in seven games (two starts) in 2020 and registered 12 receptions for 109 yards. He tied for the team high in receptions and ranked third in receiving yards.
- Did not see game action in the 2019 season.
- In 2018, he earned All-Great Midwest Athletic Conference Honorable Mention accolades after he started all 10 games he appeared in and finished with 28 receptions for 428 yards and five touchdowns.
- As a sophomore, he appeared in 11 games and compiled 23 receptions for 328 yards and five touchdowns. Finished with single-game career highs in receptions (six) and receiving yards (81) in first round playoff win vs No. 2 Shepherd.
- In 2016, he saw action in six games and caught three passes for 29 yards.

PERSONAL

- Attended Northridge (Ohio) High School.
- Named First Team All-Ohio in both football and basketball.
- Was the Ohio High School Basketball Coaches Association Division 3 Player of the Year.
- Participated in the NFL's My Cause My Cleats initiative and represented Just a Pair of Shoes (2023-24).
- Has a son, Andrew Jr.
- A native of Dayton, Ohio.

TRANSACTIONS

- Selected by the Colts in the sixth round (192nd overall) of the 2022 NFL Draft.

DREW OGLETREE'S - NFL REGULAR SEASON STATISTICS

DATE	TEAM	GP	GS	RECEIVING					RUSHING				
				NO.	YDS.	AVG.	LG	TD	NO.	YDS.	AVG.	LG	TD
2022	Colts	0	0	0	0.0	0	0	0	0	0.0	0	0	
2023	Colts	12	9	9	147	16.3	33t	2	0	0	0.0	0	0
2024	Colts	17	6	9	109	12.1	22	1	0	0	0.0	0	0
2025	Colts	6	1	0	0	0.0	0	0	0	0	0.0	0	0
TOTALS		35	16	18	256	14.2	33T	3	0	0	0.0	0	0

SINGLE-GAME HIGHS: RECEIVING

Receptions	3 vs. Los Angeles Rams, Oct 01, 2023 2 at Tennessee Titans, Oct 13, 2024 ...1 more at 2.	Receiving TDs	1 vs. New Orleans Saints, Oct 29, 2023 ...1 more at 1.
Receiving Yards	48 vs. Los Angeles Rams, Oct 01, 2023 33 vs. New Orleans Saints, Oct 29, 2023 24 at Tennessee Titans, Oct 13, 2024	All-Purpose Yards	48 vs. Los Angeles Rams, Oct 01, 2023 33 vs. New Orleans Saints, Oct 29, 2023 24 at Tennessee Titans, Oct 13, 2024
Receiving Average	16.0 vs. Los Angeles Rams, Oct 01, 2023	Special Teams Tackles	2 vs. New Orleans Saints, Oct 29, 2023 ...1 more at 2.
Longest Receptions	33t vs. New Orleans Saints, Oct 29, 2023 22 at New England Patriots, Dec 01, 2024 ...2 more at 22.	Most TDs	1 vs. Pittsburgh Steelers, Sep 29, 2024 ...2 more at 1.

2022 GAME-BY-GAME REGULAR-SEASON STATISTICS (COLTS)

DATE	OPPONENT	P/S	RECEIVING					RUSHING					W/L/T	SCORE	
			NO.	YDS.	AVG.	LG	TD	NO.	YDS.	AVG.	LG	TD			
09/11	at Texans												T	20-20	
09/18	at Jaguars												L	0-24	
09/25	Chiefs												W	20-17	
10/02	Titans												L	17-24	
10/06	at Broncos												W	12-9+	
10/16	Jaguars												W	34-27	
10/23	at Titans												L	10-19	
10/30	Commanders												L	16-17	
11/06	at Patriots												L	3-26	
11/13	at Raiders												W	25-20	
11/20	Eagles												L	16-17	
11/28	Steelers												L	17-24	
12/04	at Cowboys												L	19-54	
12/17	at Vikings												L	36-39+	
12/26	Chargers												L	3-20	
01/01	at Giants												L	10-38	
01/08	Texans												L	31-32	
2022 TOTALS		0-0	0	0	0.0	0	0	0	0	0.0	0	0	0	4-12-1	

+ - Overtime

2023 GAME-BY-GAME REGULAR-SEASON STATISTICS (COLTS)

DATE	OPPONENT	P/S	RECEIVING				RUSHING				TD	W/L	SCORE	
			NO.	YDS.	AVG.	LG	NO.	YDS.	AVG.	LG				
09/10	Jaguars	S	1	20	20.0	20	0	0	0	0.0	0	0	L	21-31
09/17	at Texans						0						W	31-20
09/24	at Ravens	P	1	11	11.0	11	0	0	0	0.0	0	0	W	22-19+
10/01	Rams	S	3	48	16.0	22	1	0	0	0.0	0	0	L	23-29+
10/08	Titans	S	2	16	8.0	13	0	0	0	0.0	0	0	W	23-16
10/15	at Jaguars	P	0	0	0.0	0	0	0	0	0.0	0	0	L	20-37
10/22	Browns	S	0	0	0.0	0	0	0	0	0.0	0	0	L	38-39
10/29	Saints	S	1	33	33.0	33t	1	0	0	0.0	0	0	L	27-38
11/05	at Panthers	S	1	19	19.0	19	0	0	0	0.0	0	0	W	27-13
11/12	at Patriots						0						W	10-6
11/26	Buccaneers						0						W	27-20
12/03	at Titans	P	0	0	0.0	0	0	0	0	0.0	0	0	W	31-28+
12/10	at Bengals	S	0	0	0.0	0	0	0	0	0.0	0	0	L	14-34
12/16	Steelers	S	0	0	0.0	0	0	0	0	0.0	0	0	W	30-13
12/24	at Falcons	S	0	0	0.0	0	0	0	0	0.0	0	0	L	10-29
12/31	Raiders						COMMISSIONER EXEMPT LIST					W	23-20	
01/06	Texans						COMMISSIONER EXEMPT LIST					L	19-23	
2023 TOTALS		12-9	9	147	16.3	33T	2	0	0	0.0	0	0	9-8	

+ - Overtime

2024 GAME-BY-GAME REGULAR-SEASON STATISTICS (COLTS)

DATE	OPPONENT	P/S	RECEIVING				RUSHING				TD	W/L	SCORE	
			NO.	YDS.	AVG.	LG	NO.	YDS.	AVG.	LG				
09/08	Texans	P	0	0	0.0	0	0	0	0	0.0	0	0	L	27-29
09/15	at Packers	S	1	12	12.0	12	0	0	0	0.0	0	0	L	10-16
09/22	Bears	P	0	0	0.0	0	0	0	0	0.0	0	0	W	21-16
09/29	Steelers	P	1	15	15.0	15t	1	0	0	0.0	0	0	W	27-24
10/06	at Jaguars	P	1	5	5.0	5	0	0	0	0.0	0	0	L	34-37
10/13	at Titans	P	2	24	12.0	22	0	0	0	0.0	0	0	W	20-17
10/20	Dolphins	P	0	0	0.0	0	0	0	0	0.0	0	0	W	16-10
10/27	at Texans	S	0	0	0.0	0	0	0	0	0.0	0	0	L	20-23
11/03	at Vikings	P	0	0	0.0	0	0	0	0	0.0	0	0	L	13-21
11/10	Bills	P	1	2	2.0	2	0	0	0	0.0	0	0	L	20-30
11/17	at Jets	P	1	8	8.0	8	0	0	0	0.0	0	0	W	28-27
11/24	Lions	P	0	0	0.0	0	0	0	0	0.0	0	0	L	6-24
12/01	at Patriots	S	1	22	22.0	22	0	0	0	0.0	0	0	W	25-24
12/15	at Broncos	S	0	0	0.0	0	0	0	0	0.0	0	0	L	13-31
12/22	Titans	S	0	0	0.0	0	0	0	0	0.0	0	0	W	38-30
12/29	at Giants	P	0	0	0.0	0	0	0	0	0.0	0	0	L	33-45
01/05	Jaguars	S	1	21	21.0	21	0	0	0	0.0	0	0	W	26-23+
2024 TOTALS		17-6	9	109	12.1	22	1	0	0	0.0	0	0	8-9	

+ - Overtime

2025 GAME-BY-GAME REGULAR-SEASON STATISTICS (COLTS)

DATE	OPPONENT	P/S	RECEIVING				RUSHING				TD	W/L	SCORE	
			NO.	YDS.	AVG.	LG	NO.	YDS.	AVG.	LG				
09/07	Dolphins	P	0	0	0.0	0	0	0	0	0.0	0	0	W	33-8
09/14	Broncos	P	0	0	0.0	0	0	0	0	0.0	0	0	W	29-28
09/21	at Titans	P	0	0	0.0	0	0	0	0	0.0	0	0	W	41-20
09/28	at Rams	P	0	0	0.0	0	0	0	0	0.0	0	0	L	20-27
10/05	Raiders	P	0	0	0.0	0	0	0	0	0.0	0	0	W	40-6
10/12	Cardinals	S	0	0	0.0	0	0	0	0	0.0	0	0	W	31-27
2025 TOTALS		6-1	0	0	0.0	0	0	0	0	0.0	0	0	5-1	

SEGUN OLUBI

LINEBACKER
(SHEY-GOO UH-LOO-BEE)

50

6-1 233 LBS
NFL EXP: 4
(4TH YEAR WITH THE COLTS)
BORN: 11/1/99



COLLEGE:
SAN DIEGO STATE

4TH-AND-SHORT

- In his first three seasons with the Colts (2022-24), he appeared in 34 games (two starts) and totaled 20 tackles (14 solo), one pass defended, one interception, one forced fumble, two fumble recoveries, one blocked punt and 19 special teams tackles.
- Appeared 21 games (seven starts) at San Diego State (2020-21) and recorded 68 tackles (34 solo), 4.0 tackles for loss, 2.0 sacks, two passes defended, one interception returned for a touchdown and two forced fumbles.
- Also played collegiately at Harding University (2019), Saddlebrook College (2018) and College of Idaho (2017).

DOWN THE STRETCH

What is on your bucket list: Visit every state

Nickname: Goon

What is the best advice you've been given: You control your own reality.

Who is your mentor: David Thornton

Favorite artist: Michael Jackson

Favorite childhood food: Rice and dodo

Favorite vacation spot: Southern California

What is your hidden talent: I speak a little French.

What is one thing you can't live without: God

What are your hobbies off the field: Pilates, hair, yoga, breathing, cars and gaming.



Originally signed to the Colts practice squad on September 1, 2022.

@segun_olubi

NFL HIGHLIGHTS

CAREER

- Has appeared in 40 games (two starts) in four seasons with the Colts (2022-25) and has recorded 20 tackles (14 solo), one pass defended, one interception, one forced fumble, two fumble recoveries and two blocked punts as well as 25 special teams stops.

2025 SEASON (COLTS)

- Has played in six games and has recorded six special teams tackles and one blocked punt. In Week 5 vs. LV, he compiled two special teams stops and one blocked punt, which marked the first Colts blocked punt since he did it in Week 1 of 2024 vs. HOU.

2024 SEASON (COLTS)

- In 2024, he appeared in all 17 games and recorded three tackles (one solo), one forced fumble, one fumble recovery, nine special teams stops and one blocked punt. In Week 1 vs. HOU, he registered one blocked punt, which led to a Colts touchdown on the next play. In Week 7 vs. MIA, he compiled three tackles (one solo), one forced fumble, one fumble recovery and two special teams tackles.

2023 SEASON (COLTS)

- He competed in 15 games (two starts) in 2023 and totaled 17 tackles (13 solo), one pass defended, one interception and one fumble recovery as well as nine special teams stops. In Week 9 at CAR, he made his first career start and collected a career-high five tackles (four solo), one pass defended and his first career interception. In Week 13 at TEN, he recorded one fumble recovery and two special teams tackles. In Week 18 vs. HOU, he totaled a single-game career-high six solo tackles and two special teams tackles.

2022 SEASON (COLTS)

- In 2022, he appeared in two games and tallied one special teams tackle.

COLLEGE

- Appeared in 21 games (seven starts) at San Diego State (2020-21) and recorded 68 tackles (34 solo), 4.0 tackles for loss, 2.0 sacks, two passes defended, one interception returned for a touchdown and two forced fumbles. He also competed at Harding University (2019), Saddlebrook College (2018) and College of Idaho (2017).
- In 2021, he was named a team captain and saw

action in 14 games (seven starts) and tallied 53 tackles (29 solo), 3.5 tackles for loss, 2.0 sacks, one pass defended and two forced fumbles. Named to the Mountain West All-Academic team.

- As a senior, he competed in seven games and compiled 15 tackles (five solo), one pass defended and one interception returned for a touchdown. Selected to the Mountain West All-Academic team.
- In 2019 at Harding University, he appeared in all 12 games and tallied 23 tackles (12 solo), 6.5 tackles for loss, 5.5 sacks, one forced fumble and one fumble recovery.
- At Saddlebrook College in 2018, he tallied a team-high 54 tackles, 5.5 tackles for loss, 2.0 sacks, two passes defended and one interception.
- In 2017 at the College of Idaho, he registered 85 tackles (48 solo), 1.5 tackles for loss, half a sack, 10 passes defended, one forced fumble and a blocked kick.

PERSONAL

- Attended Centennial High School in Corona, Calif.
- As a senior, he recorded 38 tackles, one pass defended and one interception and was an all-league selection.
- Also competed in track and field.
- Majored in economics.
- First name is pronounced SHEY-goo
- Last name is pronounced uh-Loo-bee
- Grew up in Corona, Calif.

TRANSACTIONS

- Signed by Indianapolis to a reserve/future contract on January 9, 2023.
- Signed to the Colts practice squad on January 2, 2023.
- Signed to the Indianapolis active roster from the practice squad on December 31, 2022.
- Signed to the Colts practice squad on December 27, 2022.
- Signed to the Indianapolis active roster from the practice squad on December 26, 2022.
- Signed to the Colts practice squad on September 1, 2022.
- Waived by the San Francisco 49ers on August 30, 2022.
- Signed by the 49ers as an undrafted free agent on May 13, 2022.

SEGUN OLUBI

LINEBACKER
(SHEY-600 WH-1.00-BEE)

50

SEGUN OLUBI'S - NFL REGULAR SEASON STATISTICS

DATE	TEAM	GP	GS	TACKLES								INTERCEPTIONS				FUMBLES				ST			MISC						
				TK	S	A	TFL	YDS	SK	YDS	QBH	NO	YDS	LG	TD	PD	FF	FR	TD	YDS	TK	S	A	FF	FR	S	A		
2022	49ers	0	0	0	0	0	0	0	0	0.0	0.0	0.0	0	0	0	0	0	0	0	0	0	0	0	0	0	0			
Went from San Francisco to Indianapolis .																													
2022	Colts	2	0	0	0	0	0	0	0	0.0	0.0	0.0	0	0	0	0	0	0	0	0	0	0	1	0	1	0	0	0	0
2022	TOTAL	2	0	0	0	0	0	0	0	0.0	0.0	0.0	0	0	0	0	0	0	0	0	0	0	1	0	1	0	0	0	0
2023	Colts	15	2	17	13	4	0	0	0	0.0	0.0	0.0	0	1	0	0	0	1	0	1	0	6	9	7	2	0	0	0	0
2024	Colts	17	0	3	1	2	0	0	0	0.0	0.0	0.0	0	0	0	0	0	1	1	0	18	9	5	4	0	0	0	0	0
2025	Colts	6	0	0	0	0	0	0	0	0.0	0.0	0.0	0	0	0	0	0	0	0	0	0	6	5	1	0	0	0	0	0
TOTALS		40	2	20	14	6	0	0	0.0	0.0	0.0	0	1	0	0	0	1	2	0	24	25	17	8	0	0	0	0	0	

SINGLE-GAME HIGHS: DEFENSIVE

Total Tackles 6 vs. Houston Texans, Jan 06, 2024
5 at Carolina Panthers, Nov 05, 2023
3 vs. Miami Dolphins, Oct 20, 2024
...1 more at 3.

Solo Tackles 6 vs. Houston Texans, Jan 06, 2024
4 at Carolina Panthers, Nov 05, 2023
2 vs. Las Vegas Raiders, Dec 31, 2023

Passes Defensed 1 at Carolina Panthers, Nov 05, 2023

Forced Fumbles 1 vs. Miami Dolphins, Oct 20, 2024

Fumble Recoveries 1 vs. Miami Dolphins, Oct 20, 2024
...1 more at 1.

Interceptions 1 at Carolina Panthers, Nov 05, 2023
Special Teams Tackles 2 vs. Las Vegas Raiders, Oct 05, 2025
...5 more at 2.

Longest Opp Fumble Return 18 vs. Miami Dolphins, Oct 20, 2024
6 at Tennessee Titans, Dec 03, 2023

2022 GAME-BY-GAME REGULAR-SEASON STATISTICS (49ERS/COLTS)

DATE	OPPONENT	P/S	TACKLES								INTERCEPTIONS				FUMBLES				ST			MISC	W/L	SCORE				
			TK	S	A	SK	YDS	TFL	YDS	QBH	NO	YDS	LG	TD	PD	FF	FR	TD	YDS	TK	S				A	FF	FR	S
09/11	at Bears																									L	10-19	
DID NOT PLAY																												
Went from 49ers to Colts .																												
09/18	at Jaguars																									L	0-24	
09/25	Chiefs																									W	20-17	
10/02	Titans																									L	17-24	
10/06	at Broncos																									W	12-9+	
10/16	Jaguars																									W	34-27	
10/23	at Titans																									L	10-19	
10/30	Commanders																									L	16-17	
11/06	at Patriots																									L	3-26	
11/13	at Raiders																									W	25-20	
11/20	Eagles																									L	16-17	
11/28	Steelers																									L	17-24	
12/04	at Cowboys																									L	19-54	
12/17	at Vikings																									L	36-39+	
12/26	Chargers	P	0	0	0	0.0	0.0	0	0	0	0	0	0	0	0	0	0	0	0	0	0	0	0	0	0	0	L	3-20
01/01	at Giants	P	0	0	0	0.0	0.0	0	0	0	0	0	0	0	0	0	0	0	0	0	1	0	1	0	0	0	L	10-38
01/08	Texans																									L	31-32	
2022 TOTALS		2-0	0	0	0	0.0	0.0	0	0	0	0	0	0	0	0	0	0	0	0	0	0	0	0	0	0	0	0	4-13

+ - Overtime

2023 GAME-BY-GAME REGULAR-SEASON STATISTICS (COLTS)

DATE	OPPONENT	P/S	TACKLES							INTERCEPTIONS				FUMBLES			ST			MISC		W/L	SCORE				
			TK	S	A	SK	YDS	TFL	YDS	QBH	NO	YDS	LG	TD	PD	FF	FR	TD	YDS	TK	S			A	FF	FR	S
09/10	Jaguars	P	0	0	0	0.0	0.0	0	0	0	0	0	0	0	0	0	0	0	0	0	0	0	0	0	0	L	21-31
09/17	at Texans	P	0	0	0	0.0	0.0	0	0	0	0	0	0	0	0	0	0	0	1	1	0	0	0	0	0	W	31-20
09/24	at Ravens	P	0	0	0	0.0	0.0	0	0	0	0	0	0	0	0	0	0	0	0	0	0	0	0	0	0	W	22-19+
10/01	Rams	P	3	1	2	0.0	0.0	0	0	0	0	0	0	0	0	0	0	0	1	1	0	0	0	0	0	L	23-29+
10/08	Titans	P	0	0	0	0.0	0.0	0	0	0	0	0	0	0	0	0	0	0	0	0	0	0	0	0	0	W	23-16
10/15	at Jaguars	P	0	0	0	0.0	0.0	0	0	0	0	0	0	0	0	0	0	0	0	0	0	0	0	0	0	L	20-37
10/22	Browns	P	0	0	0	0.0	0.0	0	0	0	0	0	0	0	0	0	0	0	0	0	0	0	0	0	0	L	38-39
10/29	Saints	P	1	0	1	0.0	0.0	0	0	0	0	0	0	0	0	0	0	0	1	1	0	0	0	0	0	L	27-38
11/05	at Panthers	S	5	4	1	0.0	0.0	0	0	0	1	0	0	0	1	0	0	0	1	0	1	0	0	0	0	W	27-13
11/12	at Patriots	P	0	0	0	0.0	0.0	0	0	0	0	0	0	0	0	0	0	0	0	0	0	0	0	0	0	W	10-6
11/26	Buccaneers	P	0	0	0	0.0	0.0	0	0	0	0	0	0	0	0	0	0	0	0	0	0	0	0	0	0	W	27-20
12/03	at Titans	P	0	0	0	0.0	0.0	0	0	0	0	0	0	0	0	0	1	0	6	2	2	0	0	0	0	W	31-28+
12/10	at Bengals	P	0	0	0	0.0	0.0	0	0	0	0	0	0	0	0	0	0	0	0	0	0	0	0	0	0	L	14-34
12/16	Steelers																								W	30-13	
12/24	at Falcons																								L	10-29	
12/31	Raiders	P	2	2	0	0.0	0.0	0	0	0	0	0	0	0	0	0	0	0	0	0	0	0	0	0	0	W	23-20
01/06	Texans	S	6	6	0	0.0	0.0	0	0	0	0	0	0	0	0	0	0	0	2	2	0	0	0	0	0	L	19-23
2023 TOTALS		15-2	17	13	4	0.0	0.0	0	0	0	1	0	0	0	1	0	1	0	1	0	0	0	0	0	0	9-8	

+ - Overtime

2024 GAME-BY-GAME REGULAR-SEASON STATISTICS (COLTS)

DATE	OPPONENT	P/S	TACKLES							INTERCEPTIONS				FUMBLES			ST			MISC		W/L	SCORE				
			TK	S	A	SK	YDS	TFL	YDS	QBH	NO	YDS	LG	TD	PD	FF	FR	TD	YDS	TK	S			A	FF	FR	S
09/08	Texans	P	0	0	0	0.0	0.0	0	0	0	0	0	0	0	0	0	0	0	0	0	0	0	0	0	0	L	27-29
09/15	at Packers	P	0	0	0	0.0	0.0	0	0	0	0	0	0	0	0	0	0	0	0	0	0	0	0	0	0	L	10-16
09/22	Bears	P	0	0	0	0.0	0.0	0	0	0	0	0	0	0	0	0	0	0	0	0	0	0	0	0	0	W	21-16
09/29	Steelers	P	0	0	0	0.0	0.0	0	0	0	0	0	0	0	0	0	0	0	0	0	0	0	0	0	0	W	27-24
10/06	at Jaguars	P	0	0	0	0.0	0.0	0	0	0	0	0	0	0	0	0	0	0	1	0	1	0	0	0	0	L	34-37
10/13	at Titans	P	0	0	0	0.0	0.0	0	0	0	0	0	0	0	0	0	0	0	0	0	0	0	0	0	0	W	20-17
10/20	Dolphins	P	3	1	2	0.0	0.0	0	0	0	0	0	0	0	1	1	0	18	2	1	1	0	0	0	0	W	16-10
10/27	at Texans	P	0	0	0	0.0	0.0	0	0	0	0	0	0	0	0	0	0	0	2	2	0	0	0	0	0	L	20-23
11/03	at Vikings	P	0	0	0	0.0	0.0	0	0	0	0	0	0	0	0	0	0	0	0	0	0	0	0	0	0	L	13-21
11/10	Bills	P	0	0	0	0.0	0.0	0	0	0	0	0	0	0	0	0	0	0	0	0	0	0	0	0	0	L	20-30
11/17	at Jets	P	0	0	0	0.0	0.0	0	0	0	0	0	0	0	0	0	0	0	1	0	1	0	0	0	0	W	28-27
11/24	Lions	P	0	0	0	0.0	0.0	0	0	0	0	0	0	0	0	0	0	0	0	0	0	0	0	0	0	L	6-24
12/01	at Patriots	P	0	0	0	0.0	0.0	0	0	0	0	0	0	0	0	0	0	0	1	1	0	0	0	0	0	W	25-24
12/15	at Broncos	P	0	0	0	0.0	0.0	0	0	0	0	0	0	0	0	0	0	0	0	0	0	0	0	0	0	L	13-31
12/22	Titans	P	0	0	0	0.0	0.0	0	0	0	0	0	0	0	0	0	0	0	2	1	1	0	0	0	0	W	38-30
12/29	at Giants	P	0	0	0	0.0	0.0	0	0	0	0	0	0	0	0	0	0	0	0	0	0	0	0	0	0	L	33-45
01/05	Jaguars	P	0	0	0	0.0	0.0	0	0	0	0	0	0	0	0	0	0	0	0	0	0	0	0	0	0	W	26-23+
2024 TOTALS		17-0	3	1	2	0.0	0.0	0	0	0	0	0	0	0	1	1	0	18	9	5	4	0	0	0	0	8-9	

+ - Overtime

2025 GAME-BY-GAME REGULAR-SEASON STATISTICS (COLTS)

DATE	OPPONENT	P/S	TACKLES							INTERCEPTIONS				FUMBLES			ST			MISC		W/L	SCORE				
			TK	S	A	SK	YDS	TFL	YDS	QBH	NO	YDS	LG	TD	PD	FF	FR	TD	YDS	TK	S			A	FF	FR	S
09/07	Dolphins	P	0	0	0	0.0	0.0	0	0	0	0	0	0	0	0	0	0	0	1	1	0	0	0	0	0	W	33-8
09/14	Broncos	P	0	0	0	0.0	0.0	0	0	0	0	0	0	0	0	0	0	0	1	0	1	0	0	0	0	W	29-28
09/21	at Titans	P	0	0	0	0.0	0.0	0	0	0	0	0	0	0	0	0	0	0	1	1	0	0	0	0	0	W	41-20
09/28	at Rams	P	0	0	0	0.0	0.0	0	0	0	0	0	0	0	0	0	0	0	1	1	0	0	0	0	0	L	20-27
10/05	Raiders	P	0	0	0	0.0	0.0	0	0	0	0	0	0	0	0	0	0	0	2	2	0	0	0	0	0	W	40-6
10/12	Cardinals	P	0	0	0	0.0	0.0	0	0	0	0	0	0	0	0	0	0	0	0	0	0	0	0	0	0	W	31-27
2025 TOTALS		6-0	0	0	0	0.0	0.0	0	0	0	0	0	0	0	0	0	0	0	6	5	1	0	0	0	0	5-1	

KWITY PAYE

DEFENSIVE END
(KWIT-TEE PAY)

51

6-3 265 LBS

NFL EXP: 5

(5TH YEAR WITH THE COLTS)

BORN: 11/19/98



**COLLEGE:
MICHIGAN**

4TH-AND-SHORT

- In his first four seasons, he started 58 games and compiled 170 tackles (108 solo), 31.0 tackles for loss, 26.5 sacks, two passes defensed, four forced fumbles and five fumble recoveries.
- In 2020, he was selected a team captain and earned Second Team All-Big Ten honors from the media.
- 2016 Rhode Island Gatorade Player of the Year.
- His mother moved their family from the Republic of Guinea to Rhode Island when he was six months old.

DOWN THE STRETCH

What is on your bucket list: I want to go skydiving.

What is the best advice you've been given: If your name is on it, make sure it's the best representation of you.

Who is your mentor: My mom

Favorite artist: J. Cole

Favorite vacation spot: South Africa

Favorite TV show: "Dexter"

Favorite movie: "Friday Night Lights"

What are your pet peeves: Loud chewing, lying, selfishness

What is one thing you can't live without: Watching TV shows



Selected by the Colts in the first round (21st overall) of the 2021 NFL Draft.

@OfficialKwity

@kwitypaye

AN IMPROBABLE JOURNEY

Paye's family has gone through a lot for him to have the opportunity to play in the NFL. Paye's mother, Agnes, grew up in Liberia, but when she was 12 years old, a civil war broke out and the area became very unsafe. Her father had his house burned down, and she wasn't able to even check on him because of the war going on. Agnes moved the family when Paye was six months old from the Republic of Guinea to the Lockwood projects in Providence, R.I. Paye started playing football and decided to attend Bishop Hendricken, where former NFL player Will Blackmon played high school football. But, private school didn't come cheap, and Agnes would have to work two or even three jobs to cover the expenses. Paye had to convince his mom to let him attend because he felt that if he went there, received good grades and starred on the field, he would have a good chance to land a scholarship to play football collegiately. Paye made it all worth it, earning Rhode Island's Gatorade Player of the Year award in 2016, as well as being named Rhode Island's Defensive Player of the Year by USA Today. He was a part of four state championship teams en route to earning scholarship offers from many Division I programs. Paye ended up at Michigan, where he registered 100 tackles (56 solo), 23.5 tackles for loss and 11.5 sacks, setting him up to be a first-round draft pick. In an interview right after he was drafted, Paye was able to express his gratitude to his mother for helping him get where he is, saying, "She's done working. She's retired."



PAYE IT FORWARD

While in college, one of Paye's teammates, Adam Shibley, had an idea to help under-served youth sports teams. He created the non-profit, TUFF (The Uniform Funding Foundation), that raises money to supply uniforms to underprivileged youth sports teams. Paye served as a board member, specifically the multicultural and player relations director throughout college. On draft night, Paye decided to release a 1-of-1 NFT (non-fungible token) that people could bid on with all proceeds going to TUFF. He also signed four pairs of limited-edition Jordan cleats that were up for auction benefiting TUFF.



ALWAYS CARRYING MOTIVATION

Paye is a goal-driven man, and always wants to make sure he is staying focused on the prize. He has achieved the goal of making it to the NFL, but he is far from done. Paye has had the same wallet since sixth grade with a notecard that keeps him motivated. Some of the quotes on it are: "Nothing worth having comes easy," "Nothing will get in the way of me achieving my dreams," "Work hard and take care of my family," "God gives his toughest battles to his strongest soldiers" and "Remember when you wanted what you currently have." He also carries another notecard that includes different things he is thankful for, including his mom, his brothers, his coaches, his teammates, his athletic ability, his education, his close friends, the things he has and then his life. Paye says, "Those keep me grounded, keep me humble and remind me where I came from."

NFL HIGHLIGHTS

CAREER

- Has started 63-of-64 games in five seasons with the Colts (2021-25) and has tallied 182 tackles (114 solo), 35.0 tackles for loss, 29.5 sacks, two passes defended, four forced fumbles and five fumble recoveries.

2025 SEASON (COLTS)

- Has played in six games (five starts) and has registered 12 tackles (six solo), 4.0 tackles for loss and 3.0 sacks. In Week 6 vs. ARI, he tallied a seven tackles (three solo) and tied his single-game career high with 2.0 tackles for loss and 2.0 sacks.

2024 SEASON (COLTS)

- In 2024, he started 15 games and collected 41

tackles (29 solo), 10.0 tackles for loss, 8.0 sacks and one forced fumble. In Week 3 vs. CHI, he tallied five tackles (three solo), 1.0 tackle for loss and half a sack. In Week 10 vs. BUF, he compiled three solo tackles, 1.0 tackle for loss and 1.0 sack. In Week 11 at NYJ, he accumulated seven tackles (six solo), 2.0 tackles for loss, 2.0 sacks and one forced fumble. It marked his third consecutive game with a sack and his third career multi-sack game. In Week 16 vs. TEN, he totaled four tackles (two solo), 1.0 tackles for loss and 1.0 sack. In Week 18 vs JAX, he compiled two solo tackles, 1.0 tackle for loss, 1.0 sack and one pass defended. He finished the season recording a tackle for loss in three consecutive games.

2023 SEASON (COLTS)

- He started 16 games in 2023 and compiled 52 tackles (31 solo), 8.0 tackles for loss, 8.5 sacks, two forced fumbles and two fumble recoveries. In Week 1 vs. JAX, he registered four tackles (three solo), 2.0 tackles for loss and 1.0 sack. In Week 2 at HOU, he totaled five tackles (three solo), 1.0 tackle for loss, 1.0 sack and one fumble recovery. In Week 3 at BAL, he tallied three solo tackles, 1.0 tackle for loss, 1.0 sack and one fumble recovery. In Week 10 at NE, he registered three tackles (two solo) and 1.0 sack. In Week 13 at TEN, he recorded six tackles (four solo), 2.0 sacks and two forced fumbles.

2022 SEASON (COLTS)

- In 2022, he started 12 games and recorded 45 tackles (32 solo), 10.0 tackles for loss, 6.0 sacks and one forced fumble. In Week 1 at HOU, he registered 2.0 sacks for his first multi-sack game. In Week 9 at NE, he registered eight tackles (seven solo) and added 1.0 tackle for loss and 1.0 sack. In Week 13 at DAL, he registered a single game career-high nine tackles (six solo), 1.0 tackle for loss and 1.0 sack.

2021 SEASON (COLTS)

- Started 15 games in 2021 and registered 32 tackles (16 solo), 3.0 tackles for loss, 4.0 sacks, one pass defended, one forced fumble and two fumble recoveries. In Week 10 vs. JAX, he tallied one solo tackle, 1.0 tackle for loss and his first-career sack. In Week 11 at BUF, he tallied one solo tackle and one strip-sack. In Week 12 vs. TB, he recorded two solo tackles, 1.0 tackle for loss and 1.0 sack. He registered at least one sack in three consecutive games to become the first Colts rookie to accomplish that feat since Shaquille Leonard from Weeks 2-4 of 2018. In Week 17 vs. LV, he tallied three tackles and 1.0 sack.

COLLEGE

- Appeared in 38 games (20 starts) at Michigan (2017-20) and totaled 100 tackles (56 solo), 23.5 tackles for loss, 11.5 sacks, one pass defended,

one forced fumble and one fumble recovery.

- As a senior team captain, he was selected Second Team All-Big Ten by the media after he started all four games he appeared in and registered 16 tackles (12 solo), a team-high 4.0 tackles for loss and 2.0 sacks. He also was named a Senior CLASS Award finalist and earned Academic All-Big Ten honors. Paye was selected as the team's Defensive Lineman of the Week against Minnesota after he started the game and recorded four solo tackles, 3.0 tackles for loss and 2.0 sacks.
- In 2019, he earned Second Team All-Big Ten accolades from the coaches after he started all 12 games and accumulated a single-season career-high 50 tackles (26 solo), a team-high 12.5 tackles for loss, 6.5 sacks and one fumble recovery. He was selected as the co-recipient of the Richard Katcher Award (Michigan's best defensive lineman or outside linebacker) along with Aidan Hutchinson. Paye earned Academic All-Big Ten accolades. Named the team's Defensive Player of the Week against Rutgers after he started the game and tallied six tackles (four solo), 3.5 tackles for loss and 1.5 sacks.
- As a sophomore, he saw action in 13 games (four starts) and registered 29 tackles (18 solo), 5.5 tackles for loss, 2.0 sacks, one pass defended and one forced fumble. He was named the team's Defensive Lineman of the Week for his performances at Northwestern, vs. Maryland and vs. Indiana. Started against Northwestern and accumulated four solo tackles, 2.0 tackles for loss and 2.0 sacks. Paye garnered Academic All-Big Ten honors.
- In 2017, he appeared in nine games and tallied five tackles, 1.5 tackles for loss and 1.0 sack. Registered three tackles, 1.0 tackle for loss and his first-career sack at Penn State.

PERSONAL

- Attended Bishop Hendricken High School in Warwick, R.I. and was rated the No.1 player coming out of the state by ESPN.
- As a senior, he was named the 2016 Rhode Island Gatorade Player of the Year after he led the team to their seventh-consecutive state title and tallied 65 tackles, 12.0 tackles for loss and 4.5 sacks. He also registered 651 rushing yards and 13 touchdowns at running back.
- In 2016, he was named the *USA Today* Rhode Island Defensive Player of the Year.
- As a senior, he earned Under Armour All-America accolades.
- As a junior, he recorded 54 tackles and 3.5 sacks.
- Also competed in track and was a state champion in the long jump and part of the state champion 4x100 relay team.
- In June 2024, Bishop Hendricken High School honored Paye ('17) by retiring his No. 1 jersey.
- Participated in the NFL's My Cause My Cleats

initiative and represented She's The First (2023-24) and TUFF (The Uniform Funding Foundation) (2021-22).

- Born in the Republic of Guinea and moved to Rhode Island when he was six months old.
- His brother, Komotay Koffie, was a defensive back at Northern Colorado and New Mexico State (2017-19).
- Majored in Afro-American and African studies.

- First name is pronounced QWIT-tee.
- Last name is pronounced PAY.
- Grew up in Providence, R.I.

TRANSACTIONS

- Selected by the Colts in the first round (21st overall) of the 2021 NFL Draft.

KWITY PAYE'S - NFL REGULAR SEASON STATISTICS

DATE	TEAM	GP	GS	TK	TACKLES						INTERCEPTIONS					FUMBLES				ST			MISC								
					S	A	TFL	YDS	SK	YDS	QBH	NO	YDS	LG	TD	PD	FF	FR	TD	YDS	TK	S	A	FF	FR	S	A				
2021	Colts	15	15	32	16	16	3	11	4.0	23.0	10	0	0	0	0	1	1	2	0	0	0	0	0	0	0	0	0	0	0	0	0
2022	Colts	12	12	45	32	13	10	39	6.0	35.0	10	0	0	0	0	0	1	0	0	0	0	0	0	0	0	0	0	0	0	0	0
2023	Colts	16	16	52	31	21	8	24	8.5	40.0	9	0	0	0	0	2	2	2	0	0	0	0	0	0	0	0	0	0	0	0	0
2024	Colts	15	15	41	29	12	10	37	8.0	46.0	12	0	0	0	0	1	1	0	0	0	0	0	0	0	0	0	0	0	0	0	0
2025	Colts	6	5	12	6	6	4	19	3.0	15.0	4	0	0	0	0	0	0	0	0	0	0	0	0	0	0	0	0	0	0	0	0
TOTALS		64	63	182	114	68	35	130	29.5	159.0	45	0	0	0	0	2	4	5	0	0	0	0	0	0	0	0	0	0	0	0	0

SINGLE-GAME HIGHS: DEFENSIVE

- Total Tackles** 9 at Dallas Cowboys, Dec 04, 2022
8 at New England Patriots, Nov 06, 2022
7 vs. Arizona Cardinals, Oct 12, 2025
...2 more at 7.
- Solo Tackles** 7 at New England Patriots, Nov 06, 2022
6 at New York Jets, Nov 17, 2024
...2 more at 6.
- Sacks** 2.0 vs. Arizona Cardinals, Oct 12, 2025
...3 more at 2.0.
- Passes Defensed** 1 vs. Jacksonville Jaguars, Jan 05, 2025
...1 more at 1.

- Forced Fumbles** 2 at Tennessee Titans, Dec 03, 2023
1 at New York Jets, Nov 17, 2024
...1 more at 1.
- Fumble Recoveries** 1 at Baltimore Ravens, Sep 24, 2023
...4 more at 1.
- Tackles For Loss** 2 vs. Arizona Cardinals, Oct 12, 2025
...4 more at 2.

2021 GAME-BY-GAME REGULAR-SEASON STATISTICS (COLTS)

DATE	OPPONENT	P/S	TACKLES						INTERCEPTIONS					FUMBLES				ST			MISC		SCORE					
			TK	S	A	SK	YDS	TFL	YDS	QBH	NO	YDS	LG	TD	PD	FF	FR	TD	YDS	TK	S	A		FF	FR	S	A	W/L
09/12	Seahawks	S	3	2	1	0.0	0.0	1	3	0	0	0	0	0	0	0	1	0	0	0	0	0	0	0	0	0	L	16-28
09/19	Rams	S	5	4	1	0.0	0.0	0	0	0	0	0	0	0	0	0	0	0	0	0	0	0	0	0	0	L	24-27	
09/26	at Titans	S	0	0	0	0.0	0.0	0	0	0	0	0	0	0	0	0	0	0	0	0	0	0	0	0	0	L	16-25	
10/03	at Dolphins																									W	27-17	
10/11	at Ravens																									L	25-31+	
10/17	Texans	S	1	1	0	0.0	0.0	0	0	0	0	0	0	0	0	0	0	0	0	0	0	0	0	0	0	W	31-3	
10/24	at 49ers	S	4	1	3	0.0	0.0	0	0	0	0	0	0	0	0	0	1	0	0	0	0	0	0	0	0	W	30-18	
10/31	Titans	S	1	0	1	0.0	0.0	0	0	0	0	0	0	0	0	0	0	0	0	0	0	0	0	0	0	L	31-34+	
11/04	Jets	S	2	1	1	0.0	0.0	0	0	2	0	0	0	0	1	0	0	0	0	0	0	0	0	0	0	W	45-30	
11/14	Jaguars	S	1	1	0	1.0	6.0	1	6	3	0	0	0	0	0	0	0	0	0	0	0	0	0	0	0	W	23-17	
11/21	at Bills	S	1	1	0	1.0	8.0	0	0	0	0	0	0	0	1	0	0	0	0	0	0	0	0	0	0	W	41-15	
11/28	Buccaneers	S	2	2	0	1.0	2.0	1	2	1	0	0	0	0	0	0	0	0	0	0	0	0	0	0	0	L	31-38	
12/05	at Texans	S	2	1	1	0.0	0.0	0	0	1	0	0	0	0	0	0	0	0	0	0	0	0	0	0	0	W	31-0	
12/18	Patriots	S	1	0	1	0.0	0.0	0	0	1	0	0	0	0	0	0	0	0	0	0	0	0	0	0	0	W	27-17	
12/25	at Cardinals	S	1	1	0	0.0	0.0	0	0	0	0	0	0	0	0	0	0	0	0	0	0	0	0	0	0	W	22-16	
01/02	Raiders	S	3	0	3	1.0	7.0	0	0	2	0	0	0	0	0	0	0	0	0	0	0	0	0	0	0	L	20-23	
01/09	at Jaguars	S	5	1	4	0.0	0.0	0	0	0	0	0	0	0	0	0	0	0	0	0	0	0	0	0	0	L	11-26	
2021 TOTALS		15-15	32	16	16	4.0	23.0	3	11	10	0	0	0	0	1	1	2	0	0	0	0	0	0	0	0	0	9-8	

+ - Overtime

2022 GAME-BY-GAME REGULAR-SEASON STATISTICS (COLTS)

DATE	OPPONENT	P/S	TACKLES							INTERCEPTIONS				FUMBLES			ST			MISC		W/L	SCORE				
			TK	S	A	SK	YDS	TFL	YDS	QBH	NO	YDS	LG	TD	PD	FF	FR	TD	YDS	TK	S			A	FF	FR	S
09/11	at Texans	S	7	6	1	2.0	11.0	2	11	2	0	0	0	0	0	0	0	0	0	0	0	0	0	0	0	T	20-20
09/18	at Jaguars	S	3	2	1	0.0	0.0	1	1	0	0	0	0	0	0	0	0	0	0	0	0	0	0	0	L	0-24	
09/25	Chiefs	S	3	3	0	0.0	0.0	1	1	0	0	0	0	0	0	0	0	0	0	0	0	0	0	0	W	20-17	
10/02	Titans	S	3	1	2	1.0	9.0	1	9	2	0	0	0	0	0	0	0	0	0	0	0	0	0	0	L	17-24	
10/06	at Broncos	S	0	0	0	0.0	0.0	0	0	1	0	0	0	0	0	0	0	0	0	0	0	0	0	0	W	12-9+	
10/16	Jaguars										INACTIVE													W	34-27		
10/23	at Titans										INACTIVE													L	10-19		
10/30	Commanders										INACTIVE													L	16-17		
11/06	at Patriots	S	8	7	1	1.0	6.0	1	6	1	0	0	0	0	0	0	0	0	0	0	0	0	0	0	L	3-26	
11/13	at Raiders	S	0	0	0	0.0	0.0	0	0	0	0	0	0	0	0	0	0	0	0	0	0	0	0	0	W	25-20	
11/20	Eagles										INACTIVE													L	16-17		
11/28	Steelers										INACTIVE													L	17-24		
12/04	at Cowboys	S	9	6	3	1.0	5.0	1	5	1	0	0	0	0	0	0	0	0	0	0	0	0	0	0	L	19-54	
12/17	at Vikings	S	6	5	1	1.0	4.0	2	5	2	0	0	0	0	0	0	0	0	0	0	0	0	0	0	L	36-39+	
12/26	Chargers	S	3	1	2	0.0	0.0	1	1	1	0	0	0	0	0	0	1	0	0	0	0	0	0	0	L	3-20	
01/01	at Giants	S	2	1	1	0.0	0.0	0	0	0	0	0	0	0	0	0	0	0	0	0	0	0	0	0	L	10-38	
01/08	Texans	S	1	0	1	0.0	0.0	0	0	0	0	0	0	0	0	0	0	0	0	0	0	0	0	0	L	31-32	
2022 TOTALS	12-12		45	32	13	6.0	35.0	10	39	10	0	0	0	0	0	0	1	0	0	0	0	0	0	0	0	4-12-1	

+ - Overtime

2023 GAME-BY-GAME REGULAR-SEASON STATISTICS (COLTS)

DATE	OPPONENT	P/S	TACKLES							INTERCEPTIONS				FUMBLES			ST			MISC		W/L	SCORE				
			TK	S	A	SK	YDS	TFL	YDS	QBH	NO	YDS	LG	TD	PD	FF	FR	TD	YDS	TK	S			A	FF	FR	S
09/10	Jaguars	S	4	3	1	1.0	3.0	2	4	1	0	0	0	0	0	0	0	0	0	0	0	0	0	0	0	L	21-31
09/17	at Texans	S	5	3	2	1.0	6.0	1	6	1	0	0	0	0	0	0	1	0	0	0	0	0	0	0	W	31-20	
09/24	at Ravens	S	3	3	0	1.0	10.0	1	10	1	0	0	0	0	0	0	1	0	0	0	0	0	0	0	W	22-19+	
10/01	Rams	S	0	0	0	0.0	0.0	0	0	1	0	0	0	0	0	0	0	0	0	0	0	0	0	0	L	23-29+	
10/08	Titans										INACTIVE													W	23-16		
10/15	at Jaguars	S	2	0	2	0.0	0.0	0	0	0	0	0	0	0	0	0	0	0	0	0	0	0	0	0	L	20-37	
10/22	Browns	S	5	4	1	0.0	0.0	0	0	0	0	0	0	0	0	0	0	0	0	0	0	0	0	0	L	38-39	
10/29	Saints	S	6	4	2	0.0	0.0	1	0	0	0	0	0	0	0	0	0	0	0	0	0	0	0	0	L	27-38	
11/05	at Panthers	S	3	0	3	0.5	5.0	0	0	1	0	0	0	0	0	0	0	0	0	0	0	0	0	0	W	27-13	
11/12	at Patriots	S	3	2	1	1.0	0.0	0	0	1	0	0	0	0	0	0	0	0	0	0	0	0	0	0	W	10-6	
11/26	Buccaneers	S	2	1	1	1.0	1.0	1	1	1	0	0	0	0	0	0	0	0	0	0	0	0	0	0	W	27-20	
12/03	at Titans	S	6	4	2	2.0	15.0	0	0	0	0	0	0	0	0	2	0	0	0	0	0	0	0	0	W	31-28+	
12/10	at Bengals	S	2	1	1	0.0	0.0	1	0	1	0	0	0	0	0	0	0	0	0	0	0	0	0	0	L	14-34	
12/16	Steelers	S	4	2	2	0.0	0.0	1	3	0	0	0	0	0	0	0	0	0	0	0	0	0	0	0	W	30-13	
12/24	at Falcons	S	2	2	0	1.0	0.0	0	0	1	0	0	0	0	0	0	0	0	0	0	0	0	0	0	L	10-29	
12/31	Raiders	S	3	1	2	0.0	0.0	0	0	0	0	0	0	0	0	0	0	0	0	0	0	0	0	0	W	23-20	
01/06	Texans	S	2	1	1	0.0	0.0	0	0	0	0	0	0	0	0	0	0	0	0	0	0	0	0	0	L	19-23	
2023 TOTALS	16-16		52	31	21	8.5	40.0	8	24	9	0	0	0	0	0	2	2	0	0	0	0	0	0	0	0	9-8	

+ - Overtime

2024 GAME-BY-GAME REGULAR-SEASON STATISTICS (COLTS)

DATE	OPPONENT	P/S	TACKLES					INTERCEPTIONS				FUMBLES			ST			MISC		W/L	SCORE							
			TK	S	A	SK	YDS	TFL	YDS	QBH	NO	YDS	LG	TD	PD	FF	FR	TD	YDS			TK	S	A	FF	FR	S	A
09/08	Texans	S	2	1	1	1.0	5.0	1	5	2	0	0	0	0	0	0	0	0	0	0	0	0	0	0	0	0	L	27-29
09/15	at Packers	S	5	5	0	0.0	0.0	1	1	0	0	0	0	0	0	0	0	0	0	0	0	0	0	0	0	L	10-16	
09/22	Bears	S	5	3	2	0.5	5.0	1	1	2	0	0	0	0	0	0	0	0	0	0	0	0	0	0	0	W	21-16	
09/29	Steelers		ON INACTIVE LIST																				W	27-24				
10/06	at Jaguars		ON INACTIVE LIST																				L	34-37				
10/13	at Titans	S	1	1	0	0.0	0.0	0	0	0	0	0	0	0	0	0	0	0	0	0	0	0	0	0	0	W	20-17	
10/20	Dolphins	S	1	1	0	0.0	0.0	0	0	0	0	0	0	0	0	0	0	0	0	0	0	0	0	0	0	W	16-10	
10/27	at Texans	S	1	0	1	0.0	0.0	0	0	1	0	0	0	0	0	0	0	0	0	0	0	0	0	0	0	L	20-23	
11/03	at Vikings	S	2	1	1	1.0	8.0	1	8	1	0	0	0	0	0	0	0	0	0	0	0	0	0	0	0	L	13-21	
11/10	Bills	S	3	3	0	1.0	0.0	1	1	1	0	0	0	0	0	0	0	0	0	0	0	0	0	0	0	L	20-30	
11/17	at Jets	S	7	6	1	2.0	15.0	2	7	2	0	0	0	0	0	1	0	0	0	0	0	0	0	0	0	W	28-27	
11/24	Lions	S	3	3	0	0.0	0.0	0	0	0	0	0	0	0	0	0	0	0	0	0	0	0	0	0	0	L	6-24	
12/01	at Patriots	S	3	0	3	0.5	0.0	0	0	0	0	0	0	0	0	0	0	0	0	0	0	0	0	0	0	W	25-24	
12/15	at Broncos	S	0	0	0	0.0	0.0	0	0	0	0	0	0	0	0	0	0	0	0	0	0	0	0	0	0	L	13-31	
12/22	Titans	S	4	2	2	1.0	10.0	1	10	1	0	0	0	0	0	0	0	0	0	0	0	0	0	0	0	W	38-30	
12/29	at Giants	S	2	1	1	0.0	0.0	1	1	1	0	0	0	0	0	0	0	0	0	0	0	0	0	0	0	L	33-45	
01/05	Jaguars	S	2	2	0	1.0	3.0	1	3	1	0	0	0	0	1	0	0	0	0	0	0	0	0	0	0	W	26-23+	
2024 TOTALS		15-15	41	29	12	8.0	46.0	10	37	12	0	0	0	0	1	1	0	0	0	0	0	0	0	0	0	8-9		

+ - Overtime

2025 GAME-BY-GAME REGULAR-SEASON STATISTICS (COLTS)

DATE	OPPONENT	P/S	TACKLES					INTERCEPTIONS				FUMBLES			ST			MISC		W/L	SCORE						
			TK	S	A	SK	YDS	TFL	YDS	QBH	NO	YDS	LG	TD	PD	FF	FR	TD	YDS			TK	S	A	FF	FR	S
09/07	Dolphins	S	1	1	0	0.0	0.0	1	2	0	0	0	0	0	0	0	0	0	0	0	0	0	0	0	0	W	33-8
09/14	Broncos	S	1	0	1	0.0	0.0	0	0	0	0	0	0	0	0	0	0	0	0	0	0	0	0	0	0	W	29-28
09/21	at Titans	S	2	2	0	1.0	7.0	1	7	1	0	0	0	0	0	0	0	0	0	0	0	0	0	0	0	W	41-20
09/28	at Rams	S	1	0	1	0.0	0.0	0	0	0	0	0	0	0	0	0	0	0	0	0	0	0	0	0	0	L	20-27
10/05	Raiders	S	0	0	0	0.0	0.0	0	0	0	0	0	0	0	0	0	0	0	0	0	0	0	0	0	0	W	40-6
10/12	Cardinals	P	7	3	4	2.0	8.0	2	10	3	0	0	0	0	0	0	0	0	0	0	0	0	0	0	0	W	31-27
2025 TOTALS		6-5	12	6	6	3.0	15.0	4	19	4	0	0	0	0	0	0	0	0	0	0	0	0	0	0	0	5-1	

ALEC PIERCE

WIDE RECEIVER

14

6-3 211 LBS
NFL EXP: 4
(4TH YEAR WITH THE COLTS)
BORN: 5/02/00



COLLEGE:
CINCINNATI

4TH-AND-SHORT

- In his first three seasons, he appeared in 49 games (41 starts) and recorded 110 receptions for 1,931 yards and 11 touchdowns.
- Led the NFL in receiving average (22.3) in 2024.
- Finished ninth in Cincinnati history in career receiving yards.
- Second Team All-AAC (2021).

DOWN THE STRETCH

What is on your bucket list: See all seven continents.

Do you have any pets: I have a dog at home, her name is Misty.

What is the best advice you've been given: Good things come to those that work.

Who was your favorite athlete growing up: Usain Bolt

Do you have any hidden talents: I'm very good at math.

What is your favorite food: Buffalo chicken wings

What are your hobbies off the field: I enjoy golfing, watching TV and playing video games.

Selected by the Colts in the second round (53rd overall) of the 2022 NFL Draft.

X @alecpierce

IG @alecpierce

FAMILY OF ATHLETES

Growing up in Glen Ellyn, Ill., the Pierces were known around town for being a family full of athletes. It's not everyday that one household has five Division I athletes under the same roof. His parents were both student-athletes at Northwestern, where the couple met. Greg played football, while Stephanie was a standout volleyball player. The couple had three kids, Justin, Alec and Caden. Justin led the way by playing basketball at William & Mary before he played his last season at North Carolina. He played professional basketball overseas in Europe. Caden plays basketball at Princeton. He was named the Ivy League Player of the Year in 2024 and helped the team reach the Sweet 16 in 2023.



NFL HIGHLIGHTS

CAREER

- He has played in 53 games (44 starts) in four seasons with the Colts (2022-25) and has recorded 121 receptions for 2,150 yards and 11 touchdowns.

2025 SEASON (COLTS)

- Has played in four games (three starts) and has compiled 11 receptions for 219 yards.

2024 SEASON (COLTS)

- In 2024, he appeared in 16 games (13 starts) and registered single-season career highs in receptions (37), receiving yards (824), receiving average (22.3) and touchdowns (seven). He led the NFL in average receiving yards. In Week 1 vs. HOU, he compiled three receptions for a single-game career-high 125 yards and one touchdown. He hauled in a career-long 60-yard touchdown pass from Anthony Richardson in the first quarter. He collected two receptions over 50 yards in the same game for the first time in his career. In Week 2 at GB, he posted team highs in

receptions (five), receiving yards (56) and touchdown receptions (one). This marked the first time in his career he tallied a touchdown reception in consecutive games. In Week 3 at JAX, he tallied three receptions for 134 yards and one touchdown. He hauled in a 65-yard touchdown pass, which marked his second touchdown reception this season over 60 yards. It also marked his third career 100-yard game, which he has recorded three receptions in all three games, respectively. In Week 10 vs. BUF, he registered four receptions for 81 yards and one touchdown. In Week 11 at NYJ, he recorded three receptions for 74 yards. It marked the first time he has registered at least 70 receiving yards in consecutive games since Weeks 4 and 5 of 2022. In Week 17 at NYG, he led the team in receiving yards (122) on six receptions with one touchdown. He set a new single-game season-high in receptions. He was also a part of the first Colts trio of a 100-yard rusher (Jonathan Taylor) and two 100-yard receivers (Michael Pittman Jr.) in a single game since Week 9 of 2005 at New England (Edgerrin James, Marvin Harrison, Reggie Wayne). In Week 18 vs. JAX, he compiled two receptions for 57 yards and one touchdown. He hauled in a 40-yard touchdown reception on the opening drive of the game, which marked his seventh touchdown of the season. It's the most touchdowns by a Colts wide receiver in a season since Donte Moncrief in 2016 (seven).

2023 SEASON (COLTS)

- He played in all 17 games (16 starts) in 2023 and totaled 32 receptions for 514 yards and two touchdowns. In Week 3 at BAL, he caught three passes for 43 yards. In Week 7 vs. CLE, he caught three passes for 53 yards. In Week 8 vs. NO, he hauled in three receptions for 41 yards. In Week 13 at TEN, he registered three receptions for a single-game career-high 100 yards and one touchdown. In Week 17 vs. LV, he hauled in a 58-yard touchdown on a third-and-one in the second quarter, which marked his longest career reception.

2022 SEASON (COLTS)

- In 2022, he appeared in 16 games (12 starts) and tallied 41 receptions for 593 yards and two touchdowns. In Week 13 at DAL, he led the team in receiving with four receptions for 86 yards and one touchdown. In Week 18 vs. HOU, he compiled three receptions for 42 yards. He finished the season with 593 yards, which is the most by a Colts rookie since T.Y. Hilton in 2012 (861). Pierce finished sixth in the NFL among rookies in receiving yards (593).

COLLEGE

- Appeared in 45 games (30 starts) at Cincinnati (2018-21) and compiled 106 receptions for 1,851

yards (17.5 avg.) and 13 touchdowns. He finished ninth in Cincinnati history in career receiving yards.

- As a team captain in 2021, he earned Second Team All-AAC honors after he played in all 14 games (13 starts) and led the team in receiving with 52 receptions for 884 yards (17.0 avg.) and eight touchdowns. Became Cincinnati's first CoSIDA Academic All-America First Team honoree since 1997. Also was a CoSIDA Academic All-District honoree. Registered three 100-yard receiving games against East Carolina (136), Tulsa (113) and Notre Dame (144).
- As a junior, he appeared in six games (four starts) and tallied 17 receptions for 315 yards (18.5 avg.) and three touchdowns. He missed four games due to injury. He led the team in yards per reception. Compiled five receptions for 146 yards and one touchdown in Cincinnati's win over No. 20 Tulsa in the AAC Championship game. His receiving yardage total was a single-game career-high.
- In 2019, he played in all 14 games (13 starts) and registered 37 receptions for 652 yards (17.6 avg.) and two touchdowns. He led the team in receiving yards and receiving average. Named to the AAC All-Academic Team.
- As a true freshman, he saw action in 11 games. Appearing mostly on special teams, he finished with six tackles and briefly practiced at linebacker in preparation for the Military Bowl against Virginia Tech.

PERSONAL

- Attended Glenbard West (Ill.) High School, where he helped the team to a West Suburban Silver Conference Championship as a two-way player.

- Named a three-star prospect and the No. 24 player in the state of Illinois by *247Sports*.
- In 2017, he was an Illinois High School Football Coaches Association (IHSFCA) Class 8A selection, earned a spot on the DuPage County All-Area Team and the Suburban Life All-Area team, MVP of the West Suburban Silver and a First Team All-League selection after he recorded 25 receptions for 372 yards and five touchdowns in addition to 3.0 sacks and four interceptions. He also returned punts.
- In 2016, he was part of the team's state semifinal squad. Also earned Illinois High School Football Coaches Association First Team All-State Class 8A honors, DuPage County football All-Area team accolades and All-West Suburban Silver honors after averaging nearly 30 yards on 28 catches and recording seven touchdowns.
- Also played volleyball, basketball and ran track.
- Graduated with a degree in mechanical engineering in 3.5 years.
- His father, Greg, played football at Northwestern and his mother, Stephanie, played volleyball at Northwestern. His brother, Justin, played basketball at William & Mary and North Carolina. His younger brother, Caden, plays basketball at Princeton.

TRANSACTIONS

- Selected by the Colts in the second round (53rd overall) of the 2022 NFL Draft.

ALEC PIERCE'S - NFL REGULAR SEASON STATISTICS

DATE	TEAM	RECEIVING							RUSHING				
		GP	GS	NO.	YDS.	AVG.	LG	TD	NO.	YDS.	AVG.	LG	TD
2022	Colts	16	12	41	593	14.5	47	2	0	0	0.0	0	0
2023	Colts	17	16	32	514	16.1	58t	2	0	0	0.0	0	0
2024	Colts	16	13	37	824	22.3	65t	7	0	0	0.0	0	0
2025	Colts	4	3	11	219	19.9	44	0	0	0	0.0	0	0
TOTALS		53	44	121	2,150	17.8	65T	11	0	0	0.0	0	0

ALEC PIERCE'S - NFL REGULAR SEASON STATISTICS

DATE	TEAM	KICKOFF RETURNS					PUNT RETURNS					
		RET.	YDS.	AVG.	LG	TD	NO.	FC	YDS.	AVG.	LG	TD
2022	Colts	0	0	0.0	0	0	0	0	0	0.0	0	0
2023	Colts	0	0	0.0	0	0	0	0	0	0.0	0	0
2024	Colts	0	0	0.0	0	0	0	0	0	0.0	0	0
2025	Colts	0	0	0.0	0	0	0	0	0	0.0	0	0
TOTALS		0	0	0.0	0	0	0	0	0	0.0	0	0

SINGLE-GAME HIGHS: RECEIVING

Receptions	8 at Denver Broncos, Oct 06, 2022 6 at New York Giants, Dec 29, 2024 5 at Green Bay Packers, Sep 15, 2024	Receiving TDs	1 at New York Giants, Dec 29, 2024 ...9 more at 1.
Receiving Yards	134 at Jacksonville Jaguars, Oct 06, 2024 125 vs. Houston Texans, Sep 08, 2024 122 at New York Giants, Dec 29, 2024	All-Purpose Yards	134 at Jacksonville Jaguars, Oct 06, 2024 125 vs. Houston Texans, Sep 08, 2024 122 at New York Giants, Dec 29, 2024
Receiving Average	44.7 at Jacksonville Jaguars, Oct 06, 2024 41.7 vs. Houston Texans, Sep 08, 2024 33.3 at Tennessee Titans, Dec 03, 2023	Most TDs	1 vs. Jacksonville Jaguars, Jan 05, 2025 ...10 more at 1.
Longest Receptions	65t at Jacksonville Jaguars, Oct 06, 2024 60t vs. Houston Texans, Sep 08, 2024 58t vs. Las Vegas Raiders, Dec 31, 2023	Miscellaneous Tackles	2 at New England Patriots, Dec 01, 2024 1 vs. Buffalo Bills, Nov 10, 2024 ...3 more at 1.

100-YARD RECEIVING GAMES (4): REGULAR SEASON

DATE	TEAM	NO.	YDS.	AVG.	LG	TD
12/03/23	at Titans	3	100	33.3	55	1
09/08/24	TEXANS	3	125	41.7	60t	1
10/06/24	at Jaguars	3	134	44.7	65t	1
12/29/24	at Giants	6	122	20.3	49	1

2022 GAME-BY-GAME REGULAR-SEASON STATISTICS (COLTS)

DATE	OPPONENT	P/S	RECEIVING					RUSHING					TD	W/L/T	SCORE
			NO.	YDS.	AVG.	LG	TD	NO.	YDS.	AVG.	LG	TD			
09/11	at Texans	S	0	0	0.0	0	0	0	0.0	0	0	0	T	20-20	
09/18	at Jaguars						INACTIVE						L	0-24	
09/25	Chiefs	P	3	61	20.3	30	0	0	0.0	0	0	0	W	20-17	
10/02	Titans	S	4	80	20.0	44	0	0	0.0	0	0	0	L	17-24	
10/06	at Broncos	S	8	81	10.1	17	0	0	0.0	0	0	0	W	12-9+	
10/16	Jaguars	S	3	49	16.3	32t	1	0	0.0	0	0	0	W	34-27	
10/23	at Titans	S	3	37	12.3	20	0	0	0.0	0	0	0	L	10-19	
10/30	Commanders	S	3	65	21.7	47	0	0	0.0	0	0	0	L	16-17	
11/06	at Patriots	S	1	23	23.0	23	0	0	0.0	0	0	0	L	3-26	
11/13	at Raiders	P	0	0	0.0	0	0	0	0.0	0	0	0	W	25-20	
11/20	Eagles	P	3	28	9.3	17	0	0	0.0	0	0	0	L	16-17	
11/28	Steelers	S	0	0	0.0	0	0	0	0.0	0	0	0	L	17-24	
12/04	at Cowboys	S	4	86	21.5	45	1	0	0.0	0	0	0	L	19-54	
12/17	at Vikings	S	0	0	0.0	0	0	0	0.0	0	0	0	L	36-39+	
12/26	Chargers	S	3	26	8.7	15	0	0	0.0	0	0	0	L	3-20	
01/01	at Giants	P	3	15	5.0	10	0	0	0.0	0	0	0	L	10-38	
01/08	Texans	S	3	42	14.0	18	0	0	0.0	0	0	0	L	31-32	
2022 TOTALS	16-12		41	593	14.5	47	2	0	0	0.0	0	0	0	4-12-1	

+ - Overtime

2023 GAME-BY-GAME REGULAR-SEASON STATISTICS (COLTS)

DATE	OPPONENT	P/S	RECEIVING					RUSHING					W/L	SCORE
			NO.	YDS.	AVG.	LG	TD	NO.	YDS.	AVG.	LG	TD		
09/10	Jaguars	S	1	5	5.0	5	0	0	0	0.0	0	0	L	21-31
09/17	at Texans	S	2	28	14.0	20	0	0	0	0.0	0	0	W	31-20
09/24	at Ravens	S	3	43	14.3	23	0	0	0	0.0	0	0	W	22-19+
10/01	Rams	S	1	38	38.0	38	0	0	0	0.0	0	0	L	23-29+
10/08	Titans	S	1	10	10.0	10	0	0	0	0.0	0	0	W	23-16
10/15	at Jaguars	S	3	25	8.3	14	0	0	0	0.0	0	0	L	20-37
10/22	Browns	S	3	53	17.7	32	0	0	0	0.0	0	0	L	38-39
10/29	Saints	S	3	41	13.7	19	0	0	0	0.0	0	0	L	27-38
11/05	at Panthers	S	0	0	0.0	0	0	0	0	0.0	0	0	W	27-13
11/12	at Patriots	S	1	21	21.0	21	0	0	0	0.0	0	0	W	10-6
11/26	Buccaneers	S	4	27	6.8	9	0	0	0	0.0	0	0	W	27-20
12/03	at Titans	S	3	100	33.3	55	1	0	0	0.0	0	0	W	31-28+
12/10	at Bengals	S	2	22	11.0	12	0	0	0	0.0	0	0	L	14-34
12/16	Steelers	S	1	13	13.0	13	0	0	0	0.0	0	0	W	30-13
12/24	at Falcons	S	3	30	10.0	16	0	0	0	0.0	0	0	L	10-29
12/31	Raiders	S	1	58	58.0	58t	1	0	0	0.0	0	0	W	23-20
01/06	Texans	P	0	0	0.0	0	0	0	0	0.0	0	0	L	19-23
2023 TOTALS		17-16	32	514	16.1	58T	2	0	0	0.0	0	0	9-8	

+ - Overtime

2024 GAME-BY-GAME REGULAR-SEASON STATISTICS (COLTS)

DATE	OPPONENT	P/S	RECEIVING					RUSHING					W/L	SCORE
			NO.	YDS.	AVG.	LG	TD	NO.	YDS.	AVG.	LG	TD		
09/08	Texans	S	3	125	41.7	60t	1	0	0	0.0	0	0	L	27-29
09/15	at Packers	S	5	56	11.2	18	1	0	0	0.0	0	0	L	10-16
09/22	Bears	S	1	44	44.0	44	0	0	0	0.0	0	0	W	21-16
09/29	Steelers	S	1	9	9.0	9	0	0	0	0.0	0	0	W	27-24
10/06	at Jaguars	S	3	134	44.7	65t	1	0	0	0.0	0	0	L	34-37
10/13	at Titans	S	0	0	0.0	0	0	0	0	0.0	0	0	W	20-17
10/20	Dolphins	S	2	15	7.5	10	0	0	0	0.0	0	0	W	16-10
10/27	at Texans	S	1	11	11.0	11	0	0	0	0.0	0	0	L	20-23
11/03	at Vikings	S	3	41	13.7	16	0	0	0	0.0	0	0	L	13-21
11/10	Bills	S	4	81	20.3	32	1	0	0	0.0	0	0	L	20-30
11/17	at Jets	P	3	74	24.7	39	0	0	0	0.0	0	0	W	28-27
11/24	Lions	P	1	39	39.0	39	0	0	0	0.0	0	0	L	6-24
12/01	at Patriots	P	2	16	8.0	13	1	0	0	0.0	0	0	W	25-24
12/15	at Broncos	S	0	0	0.0	0	0	0	0	0.0	0	0	L	13-31
12/22	Titans							INACTIVE					W	38-30
12/29	at Giants	S	6	122	20.3	49	1	0	0	0.0	0	0	L	33-45
01/05	Jaguars	S	2	57	28.5	40t	1	0	0	0.0	0	0	W	26-23+
2024 TOTALS		16-13	37	824	22.3	65T	7	0	0	0.0	0	0	8-9	

+ - Overtime

2025 GAME-BY-GAME REGULAR-SEASON STATISTICS (COLTS)

DATE	OPPONENT	P/S	RECEIVING					RUSHING					W/L	SCORE
			NO.	YDS.	AVG.	LG	TD	NO.	YDS.	AVG.	LG	TD		
09/07	Dolphins	S	1	36	36.0	36	0	0	0	0.0	0	0	W	33-8
09/14	Broncos	S	4	68	17.0	44	0	0	0	0.0	0	0	W	29-28
09/21	at Titans	S	4	67	16.8	19	0	0	0	0.0	0	0	W	41-20
09/28	at Rams							ON INACTIVE LIST					L	20-27
10/05	Raiders							ON INACTIVE LIST					W	40-6
10/12	Cardinals	P	2	48	24.0	26	0	0	0	0.0	0	0	W	31-27
2025 TOTALS		4-3	11	219	19.9	44	0	0	0	0.0	0	0	5-1	

DANNY PINTER

CENTER

63



6-4 301 LBS
NFL EXP: 6
(6TH YEAR WITH THE COLTS)
BORN: 6/19/96



COLLEGE:
BALL STATE

4TH-AND-SHORT

- In his first four seasons, he appeared in 60 games (nine starts).
- In Week 9 of 2021, he caught a two-yard touchdown pass.
- In Week 12 of 2020 vs. TEN, he made his first career start at center.
- First Team All-MAC honors at right tackle (2019).
- Started his collegiate career at tight end before moving to tackle.

DOWN THE STRETCH

What is on your bucket list: Catch a marlin, visit every national park

Do you have any pets: I have one dog who is a lab/pit mix.

What is the best advice you've been given: You become what you think about.

Who is your mentor: My parents

Favorite artist: Eric Church

Favorite food: Steak

Favorite vacation spot: Eagle River, Wis.

Favorite TV show: "River Monsters"

Favorite movie: "The Revenant"

What are your pet peeves: People who don't give full effort.

What is one thing you can't live without: A fishing rod.

Who was your favorite athlete growing up: Brian Urlacher

Selected by the Colts in the fifth round (149th overall) of the 2020 NFL Draft.

 @dannypinter75

 @dannypinter75

INDY THROUGH AND THROUGH

Pinter has spent his entire life in the great state of Indiana. He grew up in South Bend and attended John Adams High School before accepting his only Division I scholarship offer from Ball State in Muncie, Ind. After a successful career at Ball State and earning First Team All-MAC honors in 2019, Pinter became the first player from South Bend drafted since Charles Swann in 1992. He enjoys playing professionally in the only state he knows. "I mean this state means a lot to me. I've lived here my whole life, I have played football here my whole life. So, to have the opportunity to stay here and stay around a bunch of people who helped me get to his point is – really, I can't put it into words. I mean I am so excited."

MR. VERSATILE

Pinter came into his freshman year at Ball State expecting to play tight end all four years. In high school, he tallied 46 receptions for 792 yards at tight end. After redshirting his freshman year in Muncie, he spent two seasons at tight end and totaled nine receptions for 56 yards and one touchdown. His coach came to him to see if he was willing to make the switch to tackle, and Pinter was all for it. He started all 24 games combined the next two seasons at right tackle while earning First Team All-MAC honors and Ball State's John Magnabosco award, which is given to the most outstanding player, in 2019. He is happy with the switch and knows it helped him get to the NFL. "I mean I love offensive line. It fits me well and it definitely helped me get to this point."



NFL HIGHLIGHTS

CAREER

- In five seasons with Indianapolis (2020-25), he has seen action in 66 games (nine starts) on offense and special teams.

2025 SEASON (COLTS)

- Has seen action in six games.
- ### 2024 SEASON (COLTS)
- In 2024, he appeared in 14 games (two starts). In Week 13 at NE, he started at center for a line that didn't allow a sack.

2023 SEASON (COLTS)

- Spent the 2023 season on the Injured Reserve list.

2022 SEASON (COLTS)

- In 2022, he appeared in 17 games (three starts) at right guard and center. He was part of an offensive line that helped Jonathan Taylor rush for 161 yards in Week 1 at HOU.

2021 SEASON (COLTS)

- Saw action in 16 games (three starts) in 2021. In Week 9 vs. NYJ, he caught a two-yard touchdown pass in the third quarter and became the first Colts offensive lineman to catch a touchdown pass since Anthony Castonzo in Week 11 of 2014. In Week 13 at HOU, he started at center and helped the offense rush for 238 yards. In Week 15 vs. NE, he contributed to the offense rushing for 226 yards. In Week 16 at ARI, he started at center and helped Jonathan Taylor rush for over 100 yards.

2020 SEASON (COLTS)

- In 2020, he appeared in 13 games (one start) on offense and special teams. He made his first career start at center in Week 12 vs. TEN. He saw action in one postseason contest.

COLLEGE

- Appeared in 43 games (35 starts) at Ball State (2015-19) while at both right tackle and tight end and was an All-MAC Academic selection four times (2016-19).
- As a senior, he was named a First Team All-MAC selection after he started 12 games at right tackle and was one of two offensive linemen to start every game. Helped the offense rush for more than 200 yards in seven games, including a season-best 374 yards in a win over Toledo. He also earned Ball State's John Magnabosco Award, which is given to the most outstanding player, and the Ball State Dave McLain Leadership Award. He scored a five-yard touchdown on a lateral against Central Michigan.
- In 2018, he switched to offensive tackle and started all 12 games and was the only offensive lineman to start every game at the same position. Against Central Connecticut, he helped the offense rush for a season-high 316 yards. He helped block for a rushing attack that rushed 51 times in a win against Central Michigan.
- As a redshirt sophomore, he saw action in seven games (six starts) at tight end and recorded six

receptions for 46 yards and one touchdown. Received the Ball State Ray Louthen Award, which is given to the most improved player. He suffered a season-ending injury against Central Michigan.

- In 2016, he appeared in 12 games (five starts) and tallied three receptions for 10 yards. Earned his first collegiate start at Indiana.
- Redshirted the 2015 season.

PERSONAL

- Attended John Adams High School in South Bend, Ind. and helped lead the team to an 18-14 record in his career, including the school's winningest season in more than 50 years his sophomore year.
- He was selected a team captain as a senior and was named an Indiana Football Coaches Association All-State selection after he totaled 27 receptions for 492 yards and two touchdowns as well as 66 tackles, 22.0 tackles for loss, 8.0 sacks and three blocked kicks. He also earned the team's MVP award.
- For his career, he totaled 46 receptions for 792 yards as well as 138 tackles, 40.0 tackles for loss

and 12.0 sacks.

- Tallied four blocked kicks during his high school career.
- Lettered in basketball as well and helped the team to back-to-back sectional championships.
- As a junior, he earned the basketball team's Most Improved Player.
- Participated in the NFL's My Cause My Cleats initiative and represented the National Fallen Firefighters Foundation (2021-22) and the National Wildlife Federation (2020).
- In 2020, he volunteered in many Colts community initiatives, including four mobile pantry distributions, attending a Marion County Juvenile Detention Center activation event and meeting virtually with patients from Riley Hospital for Children.
- Majored in business administration.
- A native of South Bend, Ind.

TRANSACTIONS

- Re-signed by Indianapolis as an unrestricted free agent on March 12, 2025.
- Re-signed by the Colts as an unrestricted free agent on March 20, 2024.

DANNY PINTER'S - NFL REGULAR SEASON STATISTICS

DATE	TEAM	GP	GS
2020	Colts	13	1
2021	Colts	16	3
2022	Colts	17	3
2023	Colts	0	0
2024	Colts	14	2
2025	Colts	6	0
TOTALS		66	9

DANNY PINTER'S - NFL POSTSEASON STATISTICS

DATE	TEAM	GP	GS
2020	Colts	1	0
TOTALS		1	0

2020 GAME-BY-GAME REGULAR-SEASON STATISTICS (COLTS)

DATE	OPPONENT	P/S	W/L	SCORE
09/13	at Jaguars	P	L	20-27
09/20	Vikings	P	W	28-11
09/27	Jets	P	W	36-7
10/04	at Bears	P	W	19-11
10/11	at Browns		L	23-32
10/18	Bengals		W	31-27
11/01	at Lions		W	41-21
11/08	Ravens	P	L	10-24
11/12	at Titans	P	W	34-17
11/22	Packers	P	W	34-31+
11/29	Titans	S	L	26-45
12/06	at Texans	P	W	26-20
12/13	at Raiders	P	W	44-27
12/20	Texans	P	W	27-20
12/27	at Steelers	P	L	24-28
01/03	Jaguars	P	W	28-14
2020 TOTALS		13-1	11-5	

+ - Overtime

2021 GAME-BY-GAME REGULAR-SEASON STATISTICS (COLTS)

DATE	OPPONENT	P/S	W/L	SCORE
09/12	Seahawks		L	16-28
09/19	Rams	P	L	24-27
09/26	at Titans	P	L	16-25
10/03	at Dolphins	P	W	27-17
10/11	at Ravens	P	L	25-31+
10/17	Texans	P	W	31-3
10/24	at 49ers	P	W	30-18
10/31	Titans	P	L	31-34+
11/04	Jets	P	W	45-30
11/14	Jaguars	P	W	23-17
11/21	at Bills	P	W	41-15
11/28	Buccaneers	P	L	31-38
12/05	at Texans	S	W	31-0
12/18	Patriots	S	W	27-17
12/25	at Cardinals	S	W	22-16
01/02	Raiders	P	L	20-23
01/09	at Jaguars	P	L	11-26
2021 TOTALS		16-3	9-8	

+ - Overtime

2022 GAME-BY-GAME REGULAR-SEASON STATISTICS (COLTS)

DATE	OPPONENT	P/S	W/L/T	SCORE
09/11	at Texans	S	T	20-20
09/18	at Jaguars	S	L	0-24
09/25	Chiefs	S	W	20-17
10/02	Titans	P	L	17-24
10/06	at Broncos	P	W	12-9+
10/16	Jaguars	P	W	34-27
10/23	at Titans	P	L	10-19
10/30	Commanders	P	L	16-17
11/06	at Patriots	P	L	3-26
11/13	at Raiders	P	W	25-20
11/20	Eagles	P	L	16-17
11/28	Steelers	P	L	17-24
12/04	at Cowboys	P	L	19-54
12/17	at Vikings	P	L	36-39+
12/26	Chargers	P	L	3-20
01/01	at Giants	P	L	10-38
01/08	Texans	P	L	31-32
2022 TOTALS		17-3	4-12-1	

+ - Overtime

2023 GAME-BY-GAME REGULAR-SEASON STATISTICS (COLTS)

DATE	OPPONENT	P/S		W/L	SCORE
09/10	Jaguars		INJURED RESERVE	L	21-31
09/17	at Texans		INJURED RESERVE	W	31-20
09/24	at Ravens		INJURED RESERVE	W	22-19+
10/01	Rams		INJURED RESERVE	L	23-29+
10/08	Titans		INJURED RESERVE	W	23-16
10/15	at Jaguars		INJURED RESERVE	L	20-37
10/22	Browns		INJURED RESERVE	L	38-39
10/29	Saints		INJURED RESERVE	L	27-38
11/05	at Panthers		INJURED RESERVE	W	27-13
11/12	at Patriots		INJURED RESERVE	W	10-6
11/26	Buccaneers		INJURED RESERVE	W	27-20
12/03	at Titans		INJURED RESERVE	W	31-28+
12/10	at Bengals		INJURED RESERVE	L	14-34
12/16	Steelers		INJURED RESERVE	W	30-13
12/24	at Falcons		INJURED RESERVE	L	10-29
12/31	Raiders		INJURED RESERVE	W	23-20
01/06	Texans		INJURED RESERVE	L	19-23
2023 TOTALS		0-0		9-8	

+ - Overtime

2024 GAME-BY-GAME REGULAR-SEASON STATISTICS (COLTS)

DATE	OPPONENT	P/S		W/L	SCORE
09/08	Texans	P		L	27-29
09/15	at Packers	P		L	10-16
09/22	Bears	P		W	21-16
09/29	Steelers	P		W	27-24
10/06	at Jaguars	P		L	34-37
10/13	at Titans		ON INACTIVE LIST	W	20-17
10/20	Dolphins		ON INACTIVE LIST	W	16-10
10/27	at Texans		ON INACTIVE LIST	L	20-23
11/03	at Vikings	P		L	13-21
11/10	Bills	P		L	20-30
11/17	at Jets	P		W	28-27
11/24	Lions	P		L	6-24
12/01	at Patriots	S		W	25-24
12/15	at Broncos	S		L	13-31
12/22	Titans	P		W	38-30
12/29	at Giants	P		L	33-45
01/05	Jaguars	P		W	26-23+
2024 TOTALS		14-2		8-9	

+ - Overtime

2025 GAME-BY-GAME REGULAR-SEASON STATISTICS (COLTS)

DATE	OPPONENT	P/S		W/L	SCORE
09/07	Dolphins	P		W	33-8
09/14	Broncos	P		W	29-28
09/21	at Titans	P		W	41-20
09/28	at Rams	P		L	20-27
10/05	Raiders	P		W	40-6
10/12	Cardinals	P		W	31-27
2025 TOTALS		6-0		5-1	

2020 GAME-BY-GAME POSTSEASON STATISTICS (COLTS)

DATE	OPPONENT	P/S		W/L	SCORE
01/09	at Bills	P		L	24-27
2020 TOTALS		1-0		0-1	

MICHAEL PITTMAN JR.

WIDE RECEIVER

11



6-4 223 LBS
NFL EXP: 6
(6TH YEAR WITH THE COLTS)
BORN: 10/5/97



COLLEGE:
USC

4TH-AND-SHORT

- In his first five seasons, he tallied 405 receptions for 4,470 yards and 18 touchdowns in 78 games (70 starts).
- Is the fourth player in franchise history with 500-plus receiving yards in each of his first five seasons.
- Is one of four players in franchise history (Marvin Harrison, Reggie Wayne and Dallas Clark) to total 100 receptions and 1,000 receiving yards in a single season.
- In the 2020 AFC Wild Card matchup at Buffalo, he had 90 receiving yards, which were the second-most receiving yards by a Colts player in a playoff game in franchise history.
- His father, Michael, played 11 seasons in the NFL with the Cardinals (1998-2001), Buccaneers (2002-07) and Broncos (2008). He won Super Bowl XXXVII with the Buccaneers.

DOWN THE STRETCH

Nickname: Pitt

What is the best advice you've been given: Never be disadvantaged by giving your best effort.

Who are your mentors: My father and coaches

Favorite food: Spaghetti

Favorite vacation spot: Costa Rica

Favorite TV show: "Game of Thrones"

What is your hidden talent: Fishing

Who was your favorite athlete growing up: Kobe Bryant

What are your hobbies off the field: Fishing and traveling

Selected by the Colts in the second round (34th overall) of the 2020 NFL Draft.

 @MikePitt_Jr

 @michael_pittman_jr

PITTMAN FARMS

A native of Los Angeles, the farm life was something unfamiliar to Pittman Jr. But in deciding with his family to make Indiana their home for the future, buying a farm became more than just an idea or a hobby, but a new lifestyle. Fully embracing Indiana, Pittman Farms includes everything from horses, cows, chickens, goats and dogs to even an alpaca, emu and beehives. The farm life has become a grounding experience for Pittman Jr., being a constant for him amidst the grind of the season. Despite the extra work added from the upkeep of the animals and property, he credits the early rising and steady chore schedule in helping him perform on the field by creating a humbled, in-touch mindset.



A FAMILY BUSINESS

Pittman Jr. had a front-row seat to what it takes to make it to the NFL. His father, Michael Pittman Sr., played in the NFL for the Cardinals, Buccaneers and Broncos for a combined 11 seasons and accumulated 5,627 rushing yards and 3,512 receiving yards. He also won Super Bowl XXXVII with the Bucs. Pittman Jr. leaned on his dad for advice throughout his journey to the NFL. "It's just awesome to have him because he's pretty much coached me up my whole life about the NFL, dealing with coaches, locker-room life and basically teaching me to be a football player throughout my whole life," Pittman Jr. said. His dad also always knew he would be a wide receiver. "He predicted that I was going to be a receiver because when I was in high school I played linebacker, I played safety and I played running back. So not until my junior year of high school is when I really started playing wideout. Then my freshman year when I was struggling, he told me that one day that I was going to be one of the top wideouts and I ended up being a finalist for the Biletnikoff."

NFL HIGHLIGHTS

CAREER

- In six seasons with Indianapolis (2020-25), he has appeared in 84 games (76 starts) and has tallied 433 receptions for 4,763 yards and 22 touchdowns as well as 11 carries for 100 yards. Has started one postseason contest and had five receptions for 90 yards.

2025 SEASON (COLTS)

- Has started six games and has tallied 28 receptions for 293 yards and four touchdowns. In Week 4. at LAR, he compiled five receptions for 41 yards and one touchdown. It marked the first time a Colts player has registered a receiving touchdown in three of the first four games of a season since T.Y. Hilton in 2019. In Week 5 vs. LV, he caught five passes for 39 yards and one touchdown. He passed Dallas Clark (427) for the most receptions in franchise history. It also marked the second time in his career he has had at least one touchdown in three-straight games. In Week 6 vs. ARI, he registered two receptions for 20 yards and passed T.Y. Hilton (431) for the second-most receptions by a Colts player in their first six seasons.

2024 SEASON (COLTS)

- In 2024, he appeared in 16 games (14 starts) and recorded 69 receptions for 808 yards and three touchdowns. In Week 4 vs. PIT, he registered six passes for 113 yards. He became the first Colt to eclipse 100 receiving yards in the first half since T.Y. Hilton in Week 13 of 2020 at Houston. In Week 5 at JAX, he collected five receptions for 37 yards and one touchdown. In Week 6 at TEN, he compiled three receptions for 35 yards and one touchdown. In Week 7 vs. MIA, he recorded three receptions for 63 yards. He passed Lenny Moore for the seventh most receptions in team history. It also marked his seventh consecutive game with at least three receptions this season, making him the first Colt to accomplish that feat since Eric Ebron in 2018. In Week 8 at HOU, he recorded one reception for 11 yards to eclipse 4,000 career receiving yards. He is one-of-five Colts to accomplish such a feat within their first five seasons. In Week 12 vs. DET, he compiled team highs in receptions (six) and receiving yards (96). He passed T.Y. Hilton (374) for the second-most receptions by a Colts player in their first five seasons and passed Reggie Wayne (4,164) for the fourth-most receiving yards by a Colts player in their first five seasons. In Week 13 at NE, he compiled team highs in receptions (five) and receiving yards (42). In Week 15 at DEN, he led the team in receptions (six) and receiving yards (58). In Week 17 at NYG, he tallied a season-high nine receptions for 109 yards and one touchdown. He passed Raymond Berry (nine) for the fifth-most 100-yard receiving games by a Colts player in their first five seasons. He was also a part of the first Colts trio of a 100-yard rusher (Jonathan Taylor) and two 100-yard receivers (Alec Pierce) in a single game since Week 9 of 2005 at New England (Edgerrin James, Marvin Harrison, Reggie Wayne). In Week 18 vs. JAX, he recorded six receptions for 72 yards. He passed Marshall Faulk (77) for the fourth-most consecutive games with a reception

in team history.

2023 SEASON (COLTS)

- He played in 16 games (15 starts) in 2023 and compiled 109 receptions for 1,152 yards and four touchdowns. In Week 3 at BAL, he collected nine receptions for 77 yards. He recorded eight receptions in three consecutive games for the first time in his career and became the first Colt to accomplish that feat since Reggie Wayne (Week 16-17 of 2011 and Week 1 of 2012). In Week 6 at JAX, he tallied nine receptions for 109 yards. In Week 7 vs. CLE, he recorded two receptions for 83 yards and a career-long 75-yard touchdown reception. He passed Nyheim Hines (52) for the seventh-longest streak with at least one reception in franchise history. In Week 8 vs. NO, he had a team-high eight receptions for 40 yards and one touchdown. In Week 9 at CAR, he caught eight passes for 64 yards. Pittman Jr. recorded his sixth game of the season with at least eight receptions. In Week 10 at NE, he paced the team with eight receptions for 84 yards. In Week 12 vs. TB, he paced the team with a season-high 10 receptions for 107 yards. It marked his eighth game this season with at least eight receptions, which passes Marvin Harrison (seven in 2001) for the second-most such games in single-season history. Pittman Jr. recorded eight or more receptions in four consecutive games, which is the third-longest streak in franchise history. His 79 receiving yards in the first half are the third-most he has had in the opening half of a game and it marks the fourth time he has eclipsed 75 yards in the first half. In Week 13 at TEN, he led the team in receptions (11) and receiving yards (105). He also scored the game-ender in overtime on a four-yard reception. Pittman Jr. passed Marvin Harrison (311) for the most receptions by a Colts player in their first four seasons. He joined Harrison as the only two players in franchise history to have at least 10 receptions and 100 receiving yards in consecutive games. In Week 14 at CIN, he tallied team highs in receptions (eight) and receiving yards (95). He also scored the team's two-point conversion in the second quarter. Pittman Jr. tied Marvin Harrison for the longest streak of games with at least eight receptions in franchise history (six). In Week 15 vs. PIT, he registered team highs in receptions (four) and receiving yards (78). He eclipsed 1,000 receiving yards in a season for the second time in his career and became the fourth player in franchise history to have multiple 1,000-yard receiving seasons, joining Marvin Harrison (eight), Reggie Wayne (eight) and T.Y. Hilton (five). In Week 17 vs. LV, he accumulated a team-high five receptions for 46 yards. Pittman Jr. eclipsed 100 receptions for the season and established a new single-season career-high. Pittman Jr. became the fourth player in franchise history to catch 100 passes in a season, joining

Dallas Clark, Marvin Harrison and Reggie Wayne. He is the first Colts player to tally 100 receptions in a season since Wayne in 2012 (106).

2022 SEASON (COLTS)

- In 2022, he started 16 games and recorded 99 receptions for 925 yards and four touchdowns as well as three carries for 30 yards. In Week 1 against HOU, he became the first Colts player to hit at least 100 receiving yards in Week 1 since Reggie Wayne (135) in 2012. In Week 6 vs. JAX, he led the team in receiving with a single-game career-high 13 receptions for 134 yards. It marked his fifth career 100-yard receiving game. In a Colts player's first 35 games, he ranks second all-time in 100-yard receiving games, trailing only T.Y. Hilton (11). He tallied the most receptions by a Colts player in a single game since Reggie Wayne in Week 5 of 2012 vs. GB (13). In Week 11 vs. PHI, he led the team in receiving with six receptions for 75 yards. In Week 12 vs. PIT, he recorded seven receptions for 61 yards and one touchdown. In Week 17 at NYG, he recorded a team-high six receptions for 41 yards and one touchdown.

2021 SEASON (COLTS)

- Started all 17 games in 2021 and compiled 88 receptions for 1,082 yards and six touchdowns. He also added five carries for 44 yards. Pittman Jr. became just the 10th player in team history to register 1,000 receiving yards in a single season. In Week 2 vs. the LAR, he recorded then-single-game career highs in receptions (eight) and receiving yards (123). His 123 receiving yards were the most by an Indianapolis wide receiver since T.Y. Hilton (138) against the NYG in Week 16 of 2018. In Week 5 at BAL, he compiled six receptions for 89 yards and one touchdown. He registered four consecutive games with at least six receptions. In Week 7 at SF, he led the team in receiving with four receptions for 105 yards and one touchdown. He had the most receiving yards by a Colt through the first seven games of a season since Hilton in 2017. In Week 8 vs. TEN, he tallied then-single-game career highs in receptions (10) and receiving touchdowns (two) while accumulating 86 yards. He became the first Indianapolis wide receiver with two receiving touchdowns in the first quarter since Brandon Stokley on Thanksgiving in 2004 at DET (per NFL Research). In Week 17 vs. LV, he led the team in receiving with six receptions for 47 yards. He reached 1,000 receiving yards for the season. It marked his first career 1,000-yard receiving season. Pittman Jr. joined Hilton as the only players in team history to register 1,000 receiving yards in their second season. It marked the first time Indianapolis has had a 1,000-yard rusher (Jonathan Taylor) and 1,000-yard receiver in the same season since 2016 (Frank Gore, T.Y. Hilton).

MICHAEL PITTMAN JR.

WIDE RECEIVER



2020 SEASON (COLTS)

- In 2020, he competed in 13 games (eight starts) and tallied 40 receptions for 503 yards and one touchdown as well as three carries for 26 yards. In Week 9 vs. Baltimore, he registered four receptions for a game-high 56 yards. In Week 10 at Tennessee, he recorded then-career-highs in receptions (seven) and receiving yards (101). He became the first Colts' rookie to have 100 receiving yards in a single game since Donte Moncrief in 2014. In Week 11 vs. Green Bay, he led the team in receiving for the second consecutive week with three receptions for 66 yards and his first-career touchdown. He recorded at least 55 receiving yards in three consecutive games and became only the fifth Colts rookie to log 55-plus receiving yards in three consecutive games (Edgerrin James, Marvin Harrison, Andre Rison and Bill Brooks, who did it twice). Started one postseason contest and had five receptions for 90 yards. His 90 yards were the second-most receiving yards by a Colts player in a playoff game in franchise history.

COLLEGE

- Appeared in 48 games (30 starts) at USC (2016-19) and tallied 171 receptions for 2,519 yards (14.7 avg.) and 19 touchdowns. He had nine 100-yard receiving games in his career and his 171 career receptions rank 12th in school history.
- In 2019, he was a team captain and started all 13 games and totaled 101 receptions for 1,275 yards (12.6 avg.) and 11 touchdowns. He ranked near the top of the nation per game in receptions (fifth), receiving yards (15th) and receiving touchdowns (19th). Among Pac-12 receivers, he ranked in the top three in receptions (first), receiving yards (third) and receiving touchdowns (second). He made the 2019 Associated Press Second Team All-America, Football Coaches Second Team All-America, Walter Camp Second Team All-America and Phil Steele Second Team All-America. He was awarded the 2019 Pop Warner College Football Award, which is given to a senior who made an impact on the field, classroom and community. Was a finalist for the Biletnikoff Award and for the Witten Award. Named the team's MVP and also won USC's Community Service Award and Lifters Award. Against Utah, he tallied 10 receptions for a career-high 232 yards and one touchdown. It was the fifth-most receiving yards in a game by a Trojan in school history.
- As a junior, he earned All-Pac-12 Honorable Mention honors after he recorded 41 receptions for 758 yards (18.5 avg.) and six touchdowns. Also was named to the Phil Steele Second Team All-Pac-12. His yards per reception ranked first in the Pac-12 and ranked 19th nationally and he

earned USC's Offensive Perimeter Player of the Year Award.

- In 2017, he saw action in 11 games (six starts) and accumulated 23 receptions for 404 yards (17.6 avg.) and two touchdowns. He also added six tackles, one blocked punt and two punt returns for 89 yards and one touchdown. Named a First Team All-Pac-12 selection as a special teams player and was selected as USC's Co-Special Teams Player of the Year. Against UCLA, he returned a punt for a 72-yard touchdown and went on to win Pac-12 Special Teams Player of the Week.
- As a true freshman, he appeared in 13 games on offense and special teams and totaled six receptions for 82 yards (13.7). He also tallied two punt returns for 63 yards (31.5 avg.) and four kickoff returns for 31 yards (7.8 avg.). On special teams, he added seven tackles, one forced fumble and a blocked punt.

PERSONAL

- Attended Oaks Christian High School in Westlake Village, Calif.
- Named 2015 Parade First Team All-America and *USA Today's* All-California Offensive Player of the Year.
- As a senior, he played both wide receiver and safety and totaled 81 receptions for 1,990 yards and 24 touchdowns as well as 31 tackles and an interception. Also added 17 kickoff returns for 477 yards and one touchdown.
- As a junior, he was named a Cal-Hi Sports Second Team All-State Junior choice, *Los Angeles Daily News* First Team All-Area selection and All-Marmonte League Co-Receiver of the Year after recording 47 receptions for 914 yards and 12 touchdowns.
- His father, Michael, played 11 seasons in the NFL with the Cardinals (1998-2001), Buccaneers (2002-07) and Broncos (2008). He won Super Bowl XXXVII with the Buccaneers.
- His brother, Mycah, was a wide receiver at Florida State from 2022-23 and spent the 2024 season at Utah. He previously played at the University of Oregon (2019-21). The duo played each other on Nov. 2, 2019 when USC hosted Oregon. Michael (eight receptions for 37 yards) and Mycah (three receptions for 36 yards) each registered a receiving touchdown as the Ducks won, 56-24.
- He was also recruited as a safety and linebacker.
- Participated in the NFL's My Cause My Cleats initiative and represented the National Stuttering Association (2020, 2023-24).
- In 2020, he met with kids virtually from Riley Hospital for Children.
- Majored in sociology at USC.
- Him and his wife, Kianna, have a daughter, Mila, and son, Michael Pittman III.
- A native of Woodland Hills, Calif.

MICHAEL PITTMAN JR.

WIDE RECEIVER

11

TRANSACTIONS

- Selected by the Colts in the second round (34th overall) of the 2020 NFL Draft.

MICHAEL PITTMAN JR.'S - NFL REGULAR SEASON STATISTICS

DATE	TEAM	RECEIVING							RUSHING				
		GP	GS	NO.	YDS.	AVG.	LG	TD	NO.	YDS.	AVG.	LG	TD
2020	Colts	13	8	40	503	12.6	45t	1	3	26	8.7	21	0
2021	Colts	17	17	88	1,082	12.3	57	6	5	44	8.8	25	0
2022	Colts	16	16	99	925	9.3	28	4	3	30	10.0	19	0
2023	Colts	16	15	109	1,152	10.6	75t	4	0	0	0.0	0	0
2024	Colts	16	14	69	808	11.7	33	3	0	0	0.0	0	0
2025	Colts	6	6	28	293	10.5	27t	4	0	0	0.0	0	0
TOTALS		84	76	433	4,763	11.0	75T	22	11	100	9.1	25	0

MICHAEL PITTMAN JR.'S - NFL POSTSEASON STATISTICS

DATE	TEAM	RECEIVING							RUSHING				
		GP	GS	NO.	YDS.	AVG.	LG	TD	NO.	YDS.	AVG.	LG	TD
2020	Colts	1	1	5	90	18.0	32	0	1	11	11.0	11	0
TOTALS		1	1	5	90	18.0	32	0	1	11	11.0	11	0

MICHAEL PITTMAN JR.'S - NFL REGULAR SEASON STATISTICS

DATE	TEAM	KICKOFF RETURNS					PUNT RETURNS					
		RET.	YDS.	AVG.	LG	TD	NO.	FC	YDS.	AVG.	LG	TD
2020	Colts	0	0	0.0	0	0	0	0	0	0.0	0	0
2021	Colts	0	0	0.0	0	0	0	0	0	0.0	0	0
2022	Colts	0	0	0.0	0	0	0	0	0	0.0	0	0
2023	Colts	0	5	0.0	5	0	0	0	0	0.0	0	0
2024	Colts	0	0	0.0	0	0	0	0	0	0.0	0	0
2025	Colts	0	0	0.0	0	0	0	0	0	0.0	0	0
TOTALS		0	5	0.0	5	0	0	0	0	0.0	0	0

MICHAEL PITTMAN JR.'S - NFL POSTSEASON STATISTICS

DATE	TEAM	KICKOFF RETURNS					PUNT RETURNS					
		RET.	YDS.	AVG.	LG	TD	NO.	FC	YDS.	AVG.	LG	TD
2020	Colts	0	0	0.0	0	0	0	0	0	0.0	0	0
TOTALS		0	0	0.0	0	0	0	0	0	0.0	0	0

MICHAEL PITTMAN JR.

WIDE RECEIVER



SINGLE-GAME HIGHS: RUSHING/RECEIVING

Rush Attempts 2 at Minnesota Vikings, Dec 17, 2022
...1 more at 2.

Rushing Yards 33 at Houston Texans, Dec 05, 2021
30 at Minnesota Vikings, Dec 17, 2022
21 at Tennessee Titans, Nov 12, 2020
25 at Houston Texans, Dec 05, 2021

Longest Runs 21 at Tennessee Titans, Nov 12, 2020
19 at Minnesota Vikings, Dec 17, 2022

Receptions 13 vs. Jacksonville Jaguars, Oct 16, 2022
11 at Tennessee Titans, Dec 03, 2023
10 vs. Tampa Bay Buccaneers, Nov 26, 2023
...2 more at 10.

Receiving Yards 134 vs. Jacksonville Jaguars, Oct 16, 2022
123 vs. Los Angeles Rams, Sep 19, 2021
121 at Houston Texans, Sep 11, 2022

Receiving Average 26.3 at San Francisco 49ers, Oct 24, 2021
22.0 vs. Green Bay Packers, Nov 22, 2020
21.0 vs. Miami Dolphins, Oct 20, 2024

Longest Receptions 75t vs. Cleveland Browns, Oct 22, 2023
57 at San Francisco 49ers, Oct 24, 2021
45t vs. Green Bay Packers, Nov 22, 2020

Receiving TDs 2 vs. Tennessee Titans, Oct 31, 2021
1 vs. Las Vegas Raiders, Oct 05, 2025
...19 more at 1.

All-Purpose Yards 134 vs. Jacksonville Jaguars, Oct 16, 2022
123 vs. Los Angeles Rams, Sep 19, 2021
122 at Tennessee Titans, Nov 12, 2020

Kickoff Return Yards 5 vs. Houston Texans, Jan 06, 2024

Most TDs 2 vs. Tennessee Titans, Oct 31, 2021
1 vs. Las Vegas Raiders, Oct 05, 2025
...19 more at 1.

Miscellaneous Tackles 1 vs. Jacksonville Jaguars, Sep 10, 2023
...6 more at 1.

SINGLE-GAME HIGHS - POSTSEASON: RUSHING/RECEIVING

Rush Attempts 1 at Buffalo Bills, Jan 09, 2021

Rushing Yards 11 at Buffalo Bills, Jan 09, 2021

Longest Runs 11 at Buffalo Bills, Jan 09, 2021

Receptions 5 at Buffalo Bills, Jan 09, 2021

Receiving Yards 90 at Buffalo Bills, Jan 09, 2021

Receiving Average 18.0 at Buffalo Bills, Jan 09, 2021

Longest Receptions 32 at Buffalo Bills, Jan 09, 2021
31 at Buffalo Bills, Jan 09, 2021
22 at Buffalo Bills, Jan 09, 2021
101 at Buffalo Bills, Jan 09, 2021

All-Purpose Yards 101 at Buffalo Bills, Jan 09, 2021

100-YARD RECEIVING GAMES (10): REGULAR SEASON

DATE	TEAM	NO.	YDS.	AVG.	LG	TD
11/12/20	at Titans	7	101	14.4	40	0
09/19/21	RAMS	8	123	15.4	42	0
10/24/21	at 49ers	4	105	26.3	57	1
09/11/22	at Texans	9	121	13.4	28	1
10/16/22	JAGUARS	13	134	10.3	20	0
10/15/23	at Jaguars	9	109	12.1	40	0
11/26/23	BUCCANEERS	10	107	10.7	24	0
12/03/23	at Titans	11	105	9.5	14	1
09/29/24	STEELERS	6	113	18.8	32	0
12/29/24	at Giants	9	109	12.1	31	1

2020 GAME-BY-GAME REGULAR-SEASON STATISTICS (COLTS)

DATE	OPPONENT	P/S	RECEIVING				RUSHING				TD	W/L	SCORE	
			NO.	YDS.	AVG.	LG	NO.	YDS.	AVG.	LG				
09/13	at Jaguars	P	2	10	5.0	5	0	0	0.0	0	0	L	20-27	
09/20	Vikings	P	4	37	9.3	16	0	0	0.0	0	0	W	28-11	
09/27	Jets	S	3	26	8.7	13	0	0	0.0	0	0	W	36-7	
10/04	at Bears											W	19-11	
10/11	at Browns											L	23-32	
10/18	Bengals											W	31-27	
11/01	at Lions	P	1	6	6.0	6	0	0	0.0	0	0	W	41-21	
11/08	Ravens	S	4	56	14.0	18	0	0	0.0	0	0	L	10-24	
11/12	at Titans	S	7	101	14.4	40	0	1	21	21.0	21	0	W	34-17
11/22	Packers	S	3	66	22.0	45t	1	0	0.0	0	0	W	34-31+	
11/29	Titans	S	2	28	14.0	14	0	0	0.0	0	0	L	26-45	
12/06	at Texans	P	5	46	9.2	13	0	0	0.0	0	0	W	26-20	
12/13	at Raiders	P	2	42	21.0	23	0	1	3	3.0	3	0	W	44-27
12/20	Texans	S	2	19	9.5	13	0	0	0.0	0	0	W	27-20	
12/27	at Steelers	S	3	38	12.7	26	0	0	0.0	0	0	L	24-28	
01/03	Jaguars	S	2	28	14.0	15	0	1	2	2.0	2	0	W	28-14
2020 TOTALS		13-8	40	503	12.6	45T	1	3	26	8.7	21	0	11-5	

+ - Overtime

MICHAEL PITTMAN JR.

WIDE RECEIVER

11

2021 GAME-BY-GAME REGULAR-SEASON STATISTICS (COLTS)

DATE	OPPONENT	P/S	RECEIVING					RUSHING					TD	W/L	SCORE
			NO.	YDS.	AVG.	LG	TD	NO.	YDS.	AVG.	LG	TD			
09/12	Seahawks	S	3	29	9.7	14	0	0	0	0.0	0	0	0	L	16-28
09/19	Rams	S	8	123	15.4	42	0	0	0	0.0	0	0	L	24-27	
09/26	at Titans	S	6	68	11.3	18	0	1	5	5.0	5	0	L	16-25	
10/03	at Dolphins	S	6	59	9.8	20	0	0	0	0.0	0	0	W	27-17	
10/11	at Ravens	S	6	89	14.8	42t	1	0	0	0.0	0	0	L	25-31+	
10/17	Texans	S	2	35	17.5	18	0	1	3	3.0	3	0	W	31-3	
10/24	at 49ers	S	4	105	26.3	57	1	0	0	0.0	0	0	W	30-18	
10/31	Titans	S	10	86	8.6	38	2	0	0	0.0	0	0	L	31-34+	
11/04	Jets	S	5	64	12.8	19	1	0	0	0.0	0	0	W	45-30	
11/14	Jaguars	S	5	71	14.2	27	0	0	0	0.0	0	0	W	23-17	
11/21	at Bills	S	2	23	11.5	18	0	0	0	0.0	0	0	W	41-15	
11/28	Buccaneers	S	4	53	13.3	23	0	0	0	0.0	0	0	L	31-38	
12/05	at Texans	S	6	77	12.8	17	0	2	33	16.5	25	0	W	31-0	
12/18	Patriots	S	1	7	7.0	7	0	0	0	0.0	0	0	W	27-17	
12/25	at Cardinals	S	8	82	10.3	20	0	1	3	3.0	3	0	W	22-16	
01/02	Raiders	S	6	47	7.8	12	0	0	0	0.0	0	0	L	20-23	
01/09	at Jaguars	S	6	64	10.7	21	1	0	0	0.0	0	0	L	11-26	
2021 TOTALS	17-17		88	1,082	12.3	57	6	5	44	8.8	25	0	9-8		

+ - Overtime

2022 GAME-BY-GAME REGULAR-SEASON STATISTICS (COLTS)

DATE	OPPONENT	P/S	RECEIVING					RUSHING					TD	W/L/T	SCORE
			NO.	YDS.	AVG.	LG	TD	NO.	YDS.	AVG.	LG	TD			
09/11	at Texans	S	9	121	13.4	28	1	0	0	0.0	0	0	T	20-20	
09/18	at Jaguars												L	0-24	
09/25	Chiefs	S	8	72	9.0	26	0	0	0	0.0	0	0	W	20-17	
10/02	Titans	S	3	31	10.3	14	0	0	0	0.0	0	0	L	17-24	
10/06	at Broncos	S	5	59	11.8	19	0	0	0	0.0	0	0	W	12-9+	
10/16	Jaguars	S	13	134	10.3	20	0	0	0	0.0	0	0	W	34-27	
10/23	at Titans	S	6	58	9.7	14	0	0	0	0.0	0	0	L	10-19	
10/30	Commanders	S	7	53	7.6	16	0	0	0	0.0	0	0	L	16-17	
11/06	at Patriots	S	3	22	7.3	10	0	0	0	0.0	0	0	L	3-26	
11/13	at Raiders	S	7	53	7.6	18	0	0	0	0.0	0	0	W	25-20	
11/20	Eagles	S	6	75	12.5	24	0	0	0	0.0	0	0	L	16-17	
11/28	Steelers	S	7	61	8.7	28	1	0	0	0.0	0	0	L	17-24	
12/04	at Cowboys	S	2	16	8.0	11	0	0	0	0.0	0	0	L	19-54	
12/17	at Vikings	S	10	60	6.0	15	0	2	30	15.0	19	0	L	36-39+	
12/26	Chargers	S	4	39	9.8	19	0	0	0	0.0	0	0	L	3-20	
01/01	at Giants	S	6	41	6.8	15	1	0	0	0.0	0	0	L	10-38	
01/08	Texans	S	3	30	10.0	23	1	1	0	0.0	0	0	L	31-32	
2022 TOTALS	16-16		99	925	9.3	28	4	3	30	10.0	19	0	4-12-1		

+ - Overtime

MICHAEL PITTMAN JR.

WIDE RECEIVER

11

2023 GAME-BY-GAME REGULAR-SEASON STATISTICS (COLTS)

DATE	OPPONENT	P/S	RECEIVING					RUSHING					W/L	SCORE
			NO.	YDS.	AVG.	LG	TD	NO.	YDS.	AVG.	LG	TD		
09/10	Jaguars	S	8	97	12.1	39t	1	0	0	0.0	0	0	L	21-31
09/17	at Texans	S	8	56	7.0	12	0	0	0	0.0	0	0	W	31-20
09/24	at Ravens	S	9	77	8.6	34	0	0	0	0.0	0	0	W	22-19+
10/01	Rams	S	1	15	15.0	15	0	0	0	0.0	0	0	L	23-29+
10/08	Titans	S	5	52	10.4	27	0	0	0	0.0	0	0	W	23-16
10/15	at Jaguars	S	9	109	12.1	40	0	0	0	0.0	0	0	L	20-37
10/22	Browns	S	2	83	41.5	75t	1	0	0	0.0	0	0	L	38-39
10/29	Saints	S	8	40	5.0	10t	1	0	0	0.0	0	0	L	27-38
11/05	at Panthers	S	8	64	8.0	16	0	0	0	0.0	0	0	W	27-13
11/12	at Patriots	S	8	84	10.5	14	0	0	0	0.0	0	0	W	10-6
11/26	Buccaneers	S	10	107	10.7	24	0	0	0	0.0	0	0	W	27-20
12/03	at Titans	S	11	105	9.5	14	1	0	0	0.0	0	0	W	31-28+
12/10	at Bengals	P	8	95	11.9	31	0	0	0	0.0	0	0	L	14-34
12/16	Steelers	S	4	78	19.5	42	0	0	0	0.0	0	0	W	30-13
12/24	at Falcons												L	10-29
12/31	Raiders	S	5	46	9.2	20	0	0	0	0.0	0	0	W	23-20
01/06	Texans	S	5	44	8.8	18	0	0	0	0.0	0	0	L	19-23
2023 TOTALS	16-15		109	1,152	10.6	75T	4	0	0	0.0	0	0	9-8	

+ - Overtime

2024 GAME-BY-GAME REGULAR-SEASON STATISTICS (COLTS)

DATE	OPPONENT	P/S	RECEIVING					RUSHING					W/L	SCORE
			NO.	YDS.	AVG.	LG	TD	NO.	YDS.	AVG.	LG	TD		
09/08	Texans	S	4	31	7.8	13	0	0	0	0.0	0	0	L	27-29
09/15	at Packers	S	3	21	7.0	11	0	0	0	0.0	0	0	L	10-16
09/22	Bears	S	4	36	9.0	13	0	0	0	0.0	0	0	W	21-16
09/29	Steelers	S	6	113	18.8	32	0	0	0	0.0	0	0	W	27-24
10/06	at Jaguars	P	5	37	7.4	27	1	0	0	0.0	0	0	L	34-37
10/13	at Titans	S	3	35	11.7	16	1	0	0	0.0	0	0	W	20-17
10/20	Dolphins	S	3	63	21.0	33	0	0	0	0.0	0	0	W	16-10
10/27	at Texans	S	1	16	16.0	16	0	0	0	0.0	0	0	L	20-23
11/03	at Vikings	P	1	14	14.0	14	0	0	0	0.0	0	0	L	13-21
11/10	Bills												L	20-30
11/17	at Jets	S	5	46	9.2	20	0	0	0	0.0	0	0	W	28-27
11/24	Lions	S	6	96	16.0	30	0	0	0	0.0	0	0	L	6-24
12/01	at Patriots	S	5	42	8.4	10	0	0	0	0.0	0	0	W	25-24
12/15	at Broncos	S	6	58	9.7	17	0	0	0	0.0	0	0	L	13-31
12/22	Titans	S	2	19	9.5	10	0	0	0	0.0	0	0	W	38-30
12/29	at Giants	S	9	109	12.1	31	1	0	0	0.0	0	0	L	33-45
01/05	Jaguars	S	6	72	12.0	26	0	0	0	0.0	0	0	W	26-23+
2024 TOTALS	16-14		69	808	11.7	33	3	0	0	0.0	0	0	8-9	

+ - Overtime

2025 GAME-BY-GAME REGULAR-SEASON STATISTICS (COLTS)

DATE	OPPONENT	P/S	RECEIVING					RUSHING					W/L	SCORE
			NO.	YDS.	AVG.	LG	TD	NO.	YDS.	AVG.	LG	TD		
09/07	Dolphins	S	6	80	13.3	27t	1	0	0	0.0	0	0	W	33-8
09/14	Broncos	S	4	40	10.0	12	0	0	0	0.0	0	0	W	29-28
09/21	at Titans	S	6	73	12.2	20t	1	0	0	0.0	0	0	W	41-20
09/28	at Rams	S	5	41	8.2	17	1	0	0	0.0	0	0	L	20-27
10/05	Raiders	S	5	39	7.8	16	1	0	0	0.0	0	0	W	40-6
10/12	Cardinals	S	2	20	10.0	14	0	0	0	0.0	0	0	W	31-27
2025 TOTALS	6-6		28	293	10.5	27T	4	0	0	0.0	0	0	5-1	

2020 GAME-BY-GAME POSTSEASON STATISTICS (COLTS)

DATE	OPPONENT	P/S	RECEIVING					RUSHING					W/L	SCORE
			NO.	YDS.	AVG.	LG	TD	NO.	YDS.	AVG.	LG	TD		
01/09	at Bills	S	5	90	18.0	32	0	1	11	11.0	11	0	L	24-27
2020 TOTALS	1-1		5	90	18.0	32	0	1	11	11.0	11	0	0-1	

GERMAINE PRATT

LINEBACKER

53

6-3 250 LBS

NFL EXP: 7

(1ST YEAR WITH THE COLTS)

BORN: 5/21/96



**COLLEGE:
NC STATE**

4TH-AND-SHORT

- In his first five seasons, he started 88-of-96 games in his time with the Cincinnati Bengals (2019-24) and totaled 608 tackles (349 solo), 32.0 tackles for loss, 3.5 sacks, 23 passes defended, seven interceptions, seven forced fumbles, five fumble recoveries and eight special teams stops. He started seven postseason contests and has compiled 49 tackles (32 solo), 1.0 tackle for loss, four passes defended and one interception.
- Appeared in 49 games (12 starts) at free safety and linebacker across five seasons at North Carolina State (2014-18), and totaled 234 tackles (123 solo), 17.5 tackles for loss, 6.0 sacks, 12 passes defended, three interceptions (one returned for a touchdown), four forced fumbles and two fumble recoveries (one returned for a touchdown).
- Graduated from North Carolina State with a degree in parks, recreation and tourism management.

Signed by the Colts as a free agent on October 8, 2025.



NFL HIGHLIGHTS

CAREER

- Has started 93-of-101 career games in his time with the Colts (2025) Las Vegas Raiders (2025) and Cincinnati Bengals (2019-24) and has totaled 644 tackles (367 solo), 33.0 tackles for loss, 3.5 sacks, 25 passes defended, seven interceptions, seven forced fumbles, five fumble recoveries and eight special teams stops. He also has started seven postseason contests and has compiled 49 tackles (32 solo), 1.0 tackle for loss, four passes defended and one interception.

2025 SEASON (RAIDERS/COLTS)

- Has started five total games with the Colts and Raiders and has recorded 36 tackles (18 solo), 1.0 tackle for loss and two passes defended.

2024 SEASON (BENGALS)

- Started all 17 games and registered 143 tackles (80 solo), 5.0 tackles for loss, six passes defended, two interceptions, two forced fumbles, and one fumble recovery.

2023 SEASON (BENGALS)

- Started all 17 contests and compiled 118 tackles (63 solo), 7.0 tackles for loss, 2.0 sacks, three passes defended, two interceptions, and two forced fumbles.

2022 SEASON (BENGALS)

- Started 15 games and tallied 99 tackles (50 solo), 6.0 tackles for loss, 1.0 sack, 10 passes defended, two interceptions, one forced fumble, and one fumble recovery. Also started three postseason contests and registered 20 tackles (12 solo) and three passes defended.

2021 SEASON (BENGALS)

- Started 15 games and totaled 88 tackles (55 solo), 5.0 tackles for loss, a half a sack, two passes defended, one interception, two forced fumbles, two fumble recoveries, and three special teams stops. Also started four postseason games and notched 29 tackles (20 solo), 1.0 tackle for loss, one pass defended, and one interception.

2020 SEASON (BENGALS)

- Appeared in 16 games (15 starts) and collected 88 tackles (54 solo), 5.0 tackles for loss, and two passes defended. Also notched one special teams stop.

2019 SEASON (BENGALS)

- Saw action in 16 games (nine starts) and compiled 72 tackles (47 solo), and 4.0 tackles for

loss. Also had four special teams tackles.

COLLEGE

- Appeared in 49 games (12 starts) at free safety and linebacker across five seasons at North Carolina State (2014-18), and totaled 234 tackles (123 solo), 17.5 tackles for loss, 6.0 sacks, 12 passes defended, three interceptions (one returned for a touchdown), four forced fumbles and two fumble recoveries (one returned for a touchdown).
- In 2018, he started 11 games and tallied 104 tackles (55 solo), 10.5 tackles for loss, 6.0 sacks, three passes defended, two forced fumbles, and one fumble recovery.
- As a redshirt junior, he appeared in all 13 games and recorded 69 tackles (33 solo), 5.5 tackles for loss, four passes defended, two interceptions (one returned for a touchdown), and one fumble recovery returned for a touchdown.
- Redshirted the 2016 season.
- As a sophomore, he saw action in 12 games at safety and registered 29 tackles (14 solo), 1.5 tackles for loss, two passes defended, one interception, and two forced fumbles.
- In 2014, he appeared in 13 games (one start) at safety and collected 32 tackles (21 solo), and three passes defended.

PERSONAL

- Attended Central High School in High Point, N.C.
- Graduated from North Carolina State with a degree in parks, recreation and tourism management.
- Has a son, Kylan, and a daughter, Kynlee.
- A High Point, N.C. native.

TRANSACTIONS

- Signed by the Colts as a free agent on October 8, 2025.
- Released by the Las Vegas Raiders on October 7, 2025.
- Signed by the Raiders as a free agent on June 12, 2025.
- Released by the Cincinnati Bengals on June 9, 2025.
- Selected by the Bengals in the third round (72nd overall) of the 2019 NFL Draft.

REGULAR SEASON COMPARISON: DEFENSIVE - LOS ANGELES CHARGERS

DATE	OPP	W/L	GP/GS	TACKLES							MISC							
				TOT	SOLO	ASST	SACK	YDS.	INT	TFL	PD	QBH	TD	FF	FR			
9/13/20	CIN vs. LAC	L	S	12	8	4	0.0	0.0	0	0	0	0	0	0	0	0	0	0
12/5/21	CIN vs. LAC	L	S	9	3	6	0.0	0.0	0	0	0	0	0	0	0	1	1	0
11/17/24	CIN @ LAC	L	S	8	4	4	0.0	0.0	0	0	0	0	0	0	0	0	0	0
9/15/25	LV vs. LAC	L	S	7	5	2	0.0	0.0	0	0	2	0	2	0	0	0	0	0
TOTALS		0/4	4/4	36	20	16	0.0	0.0	0	0	2	0	2	0	0	1	1	0

GERMAINE PRATT'S - NFL REGULAR SEASON STATISTICS

DATE	TEAM	GP	GS	TK	S	TACKLES							INTERCEPTIONS					FUMBLES					ST				MISC					
						A	TFL	YDS	SK	YDS	QBH	NO	YDS	LG	TD	PD	FF	FR	TD	YDS	TK	S	A	FF	FR	S	A					
2019	Bengals	16	9	72	47	25	4	8	0.0	0.0	0	0	0	0	0	0	0	0	0	0	0	0	0	4	3	1	0	0	0	0	0	0
2020	Bengals	16	15	88	54	34	5	17	0.0	0.0	0	0	0	0	2	0	0	0	0	0	0	0	0	1	1	0	0	0	0	0	0	0
2021	Bengals	15	15	88	55	33	5	7	0.5	4.0	2	1	4	4	0	2	2	2	0	0	0	0	3	2	1	0	0	0	0	0	0	0
2022	Bengals	15	15	99	50	49	6	8	1.0	4.0	1	2	3	3	0	10	1	1	0	-7	0	0	0	0	0	0	0	0	0	0	0	0
2023	Bengals	17	17	118	63	55	7	13	2.0	11.5	3	2	9	9	0	3	2	0	0	0	0	0	0	0	0	0	0	0	0	0	0	0
2024	Bengals	17	17	143	80	63	5	14	0.0	0.0	4	2	26	24	0	6	2	2	0	9	0	0	0	0	0	0	0	0	0	0	0	0
2025	Raiders	4	4	25	10	15	1	4	0.0	0.0	0	0	0	0	0	2	0	0	0	0	0	0	0	0	0	0	0	0	0	0	0	0
Went from Las Vegas to Indianapolis.																																
2025	Colts	1	1	11	8	3	0	0	0.0	0.0	0	0	0	0	0	0	0	0	0	0	0	0	0	0	0	0	0	0	0	0	0	0
2025	TOTAL	5	5	36	18	18	1	4	0.0	0.0	0	0	0	0	0	2	0	0	0	0	0	0	0	0	0	0	0	0	0	0	0	0
TOTALS		101	93	644	367	277	33	71	3.5	19.5	10	7	42	24	0	25	7	5	0	2	8	6	2	0	0	0	0	0	0	0	0	

GERMAINE PRATT'S - NFL POSTSEASON STATISTICS

DATE	TEAM	GP	GS	TK	S	TACKLES							INTERCEPTIONS					FUMBLES					ST				MISC					
						A	TFL	YDS	SK	YDS	QBH	NO	YDS	LG	TD	PD	FF	FR	TD	YDS	TK	S	A	FF	FR	S	A					
2021	Bengals	4	4	29	20	9	1	0	0.0	0.0	0	1	2	2	0	1	0	0	0	0	0	0	0	0	0	0	0	0	0	0	0	0
2022	Bengals	3	3	20	12	8	0	0	0.0	0.0	0	0	0	0	0	3	0	0	0	0	0	0	0	0	0	0	0	0	0	0	0	0
TOTALS		7	7	49	32	17	1	0	0.0	0.0	0	1	2	2	0	4	0	0	0	0	0	0	0	0	0	0	0	0	0	0	0	

SINGLE-GAME HIGHS: DEFENSIVE

Total Tackles	16 at Kansas City Chiefs, Sep 15, 2024 15 at Denver Broncos, Dec 19, 2021 14 at New Orleans Saints, Oct 16, 2022 10 at Cleveland Browns, Oct 20, 2024 9 at Denver Broncos, Dec 19, 2021 ...1 more at 9.	Tackles For Loss	2 at Arizona Cardinals, Oct 08, 2023 ...6 more at 2.
Solo Tackles	9 at Denver Broncos, Dec 19, 2021 ...1 more at 9.	Interceptions	1 vs. Denver Broncos, Dec 28, 2024 ...6 more at 1.
Sacks	1.0 at Cleveland Browns, Sep 10, 2023 ...1 more at 1.0.	Interception Return Yards	24 at New York Giants, Oct 13, 2024 9 at San Francisco 49ers, Oct 29, 2023 4 at New York Jets, Oct 31, 2021
Passes Defensed	2 vs. Los Angeles Chargers, Sep 15, 2025 ...3 more at 2.	Special Teams Tackles	1 vs. Pittsburgh Steelers, Nov 28, 2021 ...7 more at 1.
Forced Fumbles	1 vs. Washington Commanders, Sep 23, 2024 ...6 more at 1.	Longest Opp Fumble Return	9 vs. Baltimore Ravens, Oct 06, 2024
Fumble Recoveries	1 vs. Baltimore Ravens, Oct 06, 2024 ...4 more at 1.		

SINGLE-GAME HIGHS - POSTSEASON: DEFENSIVE

Total Tackles	9 vs. Las Vegas Raiders, Jan 15, 2022 8 vs. Baltimore Ravens, Jan 15, 2023 ...2 more at 8.	Tackles For Loss	1 vs. Las Vegas Raiders, Jan 15, 2022
Solo Tackles	6 vs. Las Vegas Raiders, Jan 15, 2022 5 at Buffalo Bills, Jan 22, 2023 ...3 more at 5.	Interceptions	1 vs. Las Vegas Raiders, Jan 15, 2022
Passes Defensed	2 at Buffalo Bills, Jan 22, 2023 1 vs. Baltimore Ravens, Jan 15, 2023 ...1 more at 1.	Interception Return Yards	2 vs. Las Vegas Raiders, Jan 15, 2022

2019 GAME-BY-GAME REGULAR-SEASON STATISTICS (BENGALS)

DATE	OPPONENT	P/S	TACKLES							INTERCEPTIONS				FUMBLES			ST			MISC		W/L	SCORE				
			TK	S	A	SK	YDS	TFL	YDS	QBH	NO	YDS	LG	TD	PD	FF	FR	TD	YDS	TK	S			A	FF	FR	S
09/08	at Seahawks	P	1	0	1	0.0	0.0	0	0	0	0	0	0	0	0	0	0	0	0	0	0	0	0	0	0	L	20-21
09/15	49ers	P	0	0	0	0.0	0.0	0	0	0	0	0	0	0	0	0	0	0	0	0	0	0	0	0	0	L	17-41
09/22	at Bills	P	1	0	1	0.0	0.0	0	0	0	0	0	0	0	0	0	0	0	0	0	0	0	0	0	0	L	17-21
09/30	at Steelers	P	2	1	1	0.0	0.0	0	0	0	0	0	0	0	0	0	0	0	0	0	0	0	0	0	0	L	3-27
10/06	Cardinals	P	1	1	0	0.0	0.0	0	0	0	0	0	0	0	0	0	0	0	0	0	0	0	0	0	0	L	23-26
10/13	at Ravens	S	5	4	1	0.0	0.0	0	0	0	0	0	0	0	0	0	0	0	0	0	0	0	0	0	0	L	17-23
10/20	Jaguars	P	5	3	2	0.0	0.0	0	0	0	0	0	0	0	0	0	0	0	0	0	0	0	0	0	0	L	17-27
10/27	at Rams	P	1	1	0	0.0	0.0	0	0	0	0	0	0	0	0	0	0	0	0	0	0	0	0	0	0	L	10-24
11/10	Ravens	S	4	3	1	0.0	0.0	0	0	0	0	0	0	0	0	0	0	0	0	0	0	0	0	0	0	L	13-49
11/17	at Raiders	S	6	2	4	0.0	0.0	0	0	0	0	0	0	0	0	0	0	0	0	0	0	0	0	0	0	L	10-17
11/24	Steelers	S	7	6	1	0.0	0.0	0	0	0	0	0	0	0	0	0	0	0	0	0	0	0	0	0	0	L	10-16
12/01	Jets	S	5	3	2	0.0	0.0	0	0	0	0	0	0	0	0	0	0	0	0	0	0	0	0	0	0	W	22-6
12/08	at Browns	S	8	5	3	0.0	0.0	0	0	0	0	0	0	0	0	0	0	0	0	0	0	0	0	0	0	L	19-27
12/15	Patriots	S	10	7	3	0.0	0.0	1	1	0	0	0	0	0	0	0	0	0	0	0	0	0	0	0	0	L	13-34
12/22	at Dolphins	S	11	9	2	0.0	0.0	2	3	0	0	0	0	0	0	0	0	0	0	0	0	0	0	0	0	L	35-38+
12/29	Browns	S	5	2	3	0.0	0.0	1	4	0	0	0	0	0	0	0	0	0	0	0	0	0	0	0	0	W	33-23
2019 TOTALS			16-9	72	47	25	0.0	0.0	4	8	0	0	0	0	0	0	0	0	0	0	0	0	0	0	0	2-14	

+ - Overtime

2020 GAME-BY-GAME REGULAR-SEASON STATISTICS (BENGALS)

DATE	OPPONENT	P/S	TACKLES							INTERCEPTIONS				FUMBLES			ST			MISC		W/L	SCORE					
			TK	S	A	SK	YDS	TFL	YDS	QBH	NO	YDS	LG	TD	PD	FF	FR	TD	YDS	TK	S			A	FF	FR	S	A
09/13	Chargers	S	12	8	4	0.0	0.0	0	0	0	0	0	0	0	0	0	0	0	0	0	0	0	0	0	0	L	13-16	
09/17	at Browns	S	2	1	1	0.0	0.0	0	0	0	0	0	0	0	0	0	0	0	0	0	0	0	0	0	0	L	30-35	
09/27	at Eagles	S	6	3	3	0.0	0.0	1	2	0	0	0	0	0	1	0	0	0	0	0	0	0	0	0	0	T	23-23	
10/04	Jaguars	S	4	2	2	0.0	0.0	0	0	0	0	0	0	0	0	0	0	0	0	0	0	0	0	0	0	W	33-25	
10/11	at Ravens	S	6	5	1	0.0	0.0	0	0	0	0	0	0	0	0	0	0	0	0	0	0	0	0	0	0	L	3-27	
10/18	at Colts	S	2	2	0	0.0	0.0	1	1	0	0	0	0	0	0	0	0	0	0	0	0	0	0	0	0	L	27-31	
10/25	Browns	S	6	4	2	0.0	0.0	0	0	0	0	0	0	0	0	0	0	0	0	0	0	0	0	0	0	L	34-37	
11/01	Titans	S	5	2	3	0.0	0.0	0	0	0	0	0	0	0	0	0	0	0	0	0	0	0	0	0	0	W	31-20	
11/15	at Steelers	P	7	4	3	0.0	0.0	0	0	0	0	0	0	0	0	0	0	0	0	0	0	0	0	0	0	L	10-36	
11/22	at Football Team	S	4	2	2	0.0	0.0	0	0	0	0	0	0	0	0	0	0	0	0	0	0	0	0	0	0	L	9-20	
11/29	Giants	S	8	6	2	0.0	0.0	2	11	0	0	0	0	0	0	0	0	0	0	0	0	0	0	0	0	L	17-19	
12/06	at Dolphins	S	2	1	1	0.0	0.0	0	0	0	0	0	0	0	0	0	0	0	0	0	0	0	0	0	0	L	7-19	
12/13	Cowboys	S	5	2	3	0.0	0.0	0	0	0	0	0	0	0	0	0	0	0	0	0	0	0	0	0	0	L	7-30	
12/21	Steelers	S	6	3	3	0.0	0.0	0	0	0	0	0	0	0	1	0	0	0	0	0	0	0	0	0	0	W	27-17	
12/27	at Texans	S	5	3	2	0.0	0.0	1	3	0	0	0	0	0	0	0	0	0	0	0	0	0	0	0	0	W	37-31	
01/03	Ravens	S	8	6	2	0.0	0.0	0	0	0	0	0	0	0	0	0	0	0	0	0	0	0	0	0	0	L	3-38	
2020 TOTALS			16-15	88	54	34	0.0	0.0	5	17	0	0	0	0	0	2	0	0	0	0	0	0	0	0	0	0	4-11-1	

2021 GAME-BY-GAME REGULAR-SEASON STATISTICS (BENGALS)

DATE	OPPONENT	P/S	TACKLES							INTERCEPTIONS				FUMBLES			ST			MISC		W/L	SCORE					
			TK	S	A	SK	YDS	TFL	YDS	QBH	NO	YDS	LG	TD	PD	FF	FR	TD	YDS	TK	S			A	FF	FR	S	A
09/12	Vikings	S	8	6	2	0.0	0.0	1	1	1	0	0	0	0	0	1	1	0	0	0	0	0	0	0	0	0	W	27-24+
09/19	at Bears	S	1	1	0	0.0	0.0	0	0	0	0	0	0	0	0	0	0	0	0	0	0	0	0	0	0	L	17-20	
09/26	at Steelers	S	6	2	4	0.0	0.0	0	0	0	0	0	0	0	0	0	0	0	1	1	0	0	0	0	0	W	24-10	
09/30	Jaguars	S	9	5	4	0.0	0.0	1	2	0	0	0	0	0	0	0	0	0	0	0	0	0	0	0	0	W	24-21	
10/10	Packers	S	5	4	1	0.0	0.0	1	1	0	0	0	0	0	0	0	0	0	0	0	0	0	0	0	0	L	22-25+	
10/17	at Lions	S	0	0	0	0.0	0.0	0	0	0	0	0	0	0	0	0	0	0	0	0	0	0	0	0	0	W	34-11	
10/24	at Ravens	S	3	3	0	0.0	0.0	0	0	0	0	0	0	0	0	0	0	0	0	0	0	0	0	0	0	W	41-17	
10/31	at Jets	S	6	5	1	0.0	0.0	0	0	0	1	4	4	0	1	0	0	0	0	0	0	0	0	0	0	L	31-34	
11/07	Browns	S	5	4	1	0.0	0.0	2	3	0	0	0	0	0	0	0	0	0	1	1	0	0	0	0	0	L	16-41	
11/21	at Raiders	S	4	3	1	0.0	0.0	0	0	0	0	0	0	0	0	0	0	0	0	0	0	0	0	0	0	W	32-13	
11/28	Steelers	S	2	1	1	0.0	0.0	0	0	0	0	0	0	0	0	0	0	0	1	0	1	0	0	0	0	W	41-10	
12/05	Chargers	S	9	3	6	0.0	0.0	0	0	0	0	0	0	0	1	1	0	0	0	0	0	0	0	0	0	L	22-41	
12/12	49ers	S	9	4	5	0.0	0.0	0	0	0	0	0	0	0	1	0	0	0	0	0	0	0	0	0	0	L	23-26+	
12/19	at Broncos	S	15	9	6	0.5	4.0	0	0	1	0	0	0	0	0	0	0	0	0	0	0	0	0	0	0	W	15-10	
12/26	Ravens	S	6	5	1	0.0	0.0	0	0	0	0	0	0	0	0	0	0	0	0	0	0	0	0	0	0	W	41-21	
01/02	Chiefs		ON INACTIVE LIST																				W	34-31				
01/09	at Browns		DID NOT PLAY (NON-INJURY)																				L	16-21				
2021 TOTALS		15-15	88	55	33	0.5	4.0	5	7	2	1	4	4	0	2	2	2	0	0	3	2	1	0	0	0	0	10-7	

+ - Overtime

2022 GAME-BY-GAME REGULAR-SEASON STATISTICS (BENGALS)

DATE	OPPONENT	P/S	TACKLES							INTERCEPTIONS				FUMBLES			ST			MISC		W/L	SCORE					
			TK	S	A	SK	YDS	TFL	YDS	QBH	NO	YDS	LG	TD	PD	FF	FR	TD	YDS	TK	S			A	FF	FR	S	A
09/11	Steelers	S	8	4	4	0.0	0.0	1	0	0	0	0	0	0	1	0	0	0	0	0	0	0	0	0	0	0	L	20-23+
09/18	at Cowboys	S	5	5	0	0.0	0.0	0	0	0	0	0	0	0	0	0	0	0	0	0	0	0	0	0	0	0	L	17-20
09/25	at Jets		ON INACTIVE LIST																				W	27-12				
09/29	Dolphins	S	9	6	3	0.0	0.0	0	0	0	0	0	0	0	0	0	0	0	0	0	0	0	0	0	0	0	W	27-15
10/09	at Ravens	S	8	2	6	1.0	4.0	1	4	1	0	0	0	0	2	0	0	0	0	0	0	0	0	0	0	L	17-19	
10/16	at Saints	S	14	5	9	0.0	0.0	0	0	0	0	0	0	0	0	0	0	0	0	0	0	0	0	0	0	W	30-26	
10/23	Falcons	S	6	2	4	0.0	0.0	0	0	0	0	0	0	0	0	0	0	0	0	0	0	0	0	0	0	W	35-17	
10/31	at Browns	S	9	5	4	0.0	0.0	0	0	0	0	0	0	0	0	0	0	0	0	0	0	0	0	0	0	L	13-32	
11/06	Panthers	S	1	0	1	0.0	0.0	0	0	0	1	3	3	0	1	0	0	0	0	0	0	0	0	0	0	0	W	42-21
11/20	at Steelers	S	8	6	2	0.0	0.0	2	2	0	0	0	0	0	0	0	0	0	0	0	0	0	0	0	0	W	37-30	
11/27	at Titans	S	6	4	2	0.0	0.0	0	0	0	0	0	0	0	0	0	0	0	0	0	0	0	0	0	0	W	20-16	
12/04	Chiefs	S	4	2	2	0.0	0.0	0	0	0	0	0	0	0	1	1	0	-7	0	0	0	0	0	0	0	W	27-24	
12/11	Browns	S	5	4	1	0.0	0.0	2	2	0	0	0	0	0	1	0	0	0	0	0	0	0	0	0	0	W	23-10	
12/18	at Buccaneers	S	9	2	7	0.0	0.0	0	0	0	1	0	0	0	2	0	0	0	0	0	0	0	0	0	0	W	34-23	
12/24	at Patriots	S	3	2	1	0.0	0.0	0	0	0	0	0	0	0	1	0	0	0	0	0	0	0	0	0	0	W	22-18	
01/08	Ravens	S	4	1	3	0.0	0.0	0	0	0	0	0	0	0	2	0	0	0	0	0	0	0	0	0	0	W	27-16	
2022 TOTALS		15-15	99	50	49	1.0	4.0	6	8	1	2	3	3	0	10	1	1	0	-7	0	0	0	0	0	0	0	12-4	

+ - Overtime

GERMAINE PRATT

LINEBACKER

53

2023 GAME-BY-GAME REGULAR-SEASON STATISTICS (BENGALS)

DATE	OPPONENT	P/S	TACKLES							INTERCEPTIONS				FUMBLES			ST				MISC		W/L	SCORE			
			TK	S	A	SK	YDS	TFL	YDS	QBH	NO	YDS	LG	TD	PD	FF	FR	TD	YDS	TK	S	A			FF	FR	S
09/10	at Browns	S	11	7	4	1.0	7.0	2	7	1	0	0	0	0	0	1	0	0	0	0	0	0	0	0	0	L	3-24
09/17	Ravens	S	9	7	2	0.0	0.0	0	0	0	0	0	0	0	0	0	0	0	0	0	0	0	0	0	L	24-27	
09/25	Rams	S	2	1	1	0.0	0.0	0	0	0	0	0	0	0	0	0	0	0	0	0	0	0	0	0	W	19-16	
10/01	at Titans	S	7	6	1	0.0	0.0	0	0	0	0	0	0	0	0	0	0	0	0	0	0	0	0	0	L	3-27	
10/08	at Cardinals	S	10	3	7	0.0	0.0	2	2	2	0	1	0	0	0	1	0	0	0	0	0	0	0	0	W	34-20	
10/15	Seahawks	S	5	5	0	0.0	0.0	0	0	0	0	0	0	0	0	0	0	0	0	0	0	0	0	0	W	17-13	
10/29	at 49ers	S	5	3	2	0.0	0.0	0	0	0	1	9	9	0	1	0	0	0	0	0	0	0	0	0	W	31-17	
11/05	Bills	S	11	6	5	0.0	0.0	0	0	0	0	0	0	0	0	1	0	0	0	0	0	0	0	0	W	24-18	
11/12	Texans	S	8	4	4	0.0	0.0	1	0	0	0	0	0	0	0	0	0	0	0	0	0	0	0	0	L	27-30	
11/16	at Ravens	S	3	2	1	0.0	0.0	0	0	0	0	0	0	0	0	0	0	0	0	0	0	0	0	0	L	20-34	
11/26	Steelers	S	6	3	3	0.0	0.0	0	0	0	0	0	0	0	0	0	0	0	0	0	0	0	0	0	L	10-16	
12/04	at Jaguars	S	12	4	8	0.0	0.0	1	4	0	0	0	0	0	0	0	0	0	0	0	0	0	0	0	W	34-31+	
12/10	Colts	S	10	4	6	0.5	0.0	1	0	1	0	0	0	0	0	0	0	0	0	0	0	0	0	0	W	34-14	
12/16	Vikings	S	11	5	6	0.5	4.5	0	0	1	0	0	0	0	0	0	0	0	0	0	0	0	0	0	W	27-24+	
12/23	at Steelers	S	5	2	3	0.0	0.0	0	0	0	0	0	0	0	0	0	0	0	0	0	0	0	0	0	L	11-34	
12/31	at Chiefs	S	1	0	1	0.0	0.0	0	0	0	0	0	0	0	0	0	0	0	0	0	0	0	0	0	L	17-25	
01/07	Browns	S	2	1	1	0.0	0.0	0	0	0	0	0	0	0	1	0	0	0	0	0	0	0	0	0	W	31-14	
2023 TOTALS		17-17	118	63	55	2.0	11.5	7	13	3	2	9	9	0	3	2	0	0	0	0	0	0	0	0	9-8		

+ - Overtime

2024 GAME-BY-GAME REGULAR-SEASON STATISTICS (BENGALS)

DATE	OPPONENT	P/S	TACKLES							INTERCEPTIONS				FUMBLES			ST				MISC		W/L	SCORE		
			TK	S	A	SK	YDS	TFL	YDS	QBH	NO	YDS	LG	TD	PD	FF	FR	TD	YDS	TK	S	A			FF	FR
09/08	Patriots	S	8	3	5	0.0	0.0	1	3	0	0	0	0	0	1	0	0	0	0	0	0	0	0	0	L	10-16
09/15	at Chiefs	S	16	7	9	0.0	0.0	0	0	1	0	0	0	0	0	1	1	0	0	0	0	0	0	0	L	25-26
09/23	Commanders	S	9	6	3	0.0	0.0	0	0	0	0	0	0	0	1	0	0	0	0	0	0	0	0	0	L	33-38
09/29	at Panthers	S	9	6	3	0.0	0.0	0	0	0	0	0	0	0	1	0	0	0	0	0	0	0	0	0	W	34-24
10/06	Ravens	S	9	6	3	0.0	0.0	0	0	1	0	0	0	0	0	1	0	9	0	0	0	0	0	0	L	38-41+
10/13	at Giants	S	7	5	2	0.0	0.0	0	0	0	1	24	24	0	1	0	0	0	0	0	0	0	0	0	W	17-7
10/20	at Browns	S	13	10	3	0.0	0.0	0	0	1	0	0	0	0	0	0	0	0	0	0	0	0	0	0	W	21-14
10/27	Eagles	S	9	3	6	0.0	0.0	0	0	0	0	0	0	0	0	0	0	0	0	0	0	0	0	0	L	17-37
11/03	Raiders	S	1	1	0	0.0	0.0	0	0	0	0	0	0	0	1	0	0	0	0	0	0	0	0	0	W	41-24
11/07	at Ravens	S	8	6	2	0.0	0.0	0	0	0	0	0	0	0	0	0	0	0	0	0	0	0	0	0	L	34-35
11/17	at Chargers	S	8	4	4	0.0	0.0	0	0	0	0	0	0	0	0	0	0	0	0	0	0	0	0	0	L	27-34
12/01	Steelers	S	13	5	8	0.0	0.0	1	3	1	0	0	0	0	0	0	0	0	0	0	0	0	0	0	L	38-44
12/09	at Cowboys	S	7	3	4	0.0	0.0	1	1	0	0	0	0	0	1	0	0	0	0	0	0	0	0	0	W	27-20
12/15	at Titans	S	8	3	5	0.0	0.0	1	3	0	0	0	0	0	0	0	0	0	0	0	0	0	0	0	W	37-27
12/22	Browns	S	5	5	0	0.0	0.0	0	0	0	0	0	0	0	0	0	0	0	0	0	0	0	0	0	W	24-6
12/28	Broncos	S	8	5	3	0.0	0.0	0	0	0	1	2	2	0	1	0	0	0	0	0	0	0	0	0	W	30-24+
01/04	at Steelers	S	5	2	3	0.0	0.0	1	4	0	0	0	0	0	0	0	0	0	0	0	0	0	0	0	W	19-17
2024 TOTALS		17-17	143	80	63	0.0	0.0	5	14	4	2	26	24	0	6	2	2	0	9	0	0	0	0	0	9-8	

+ - Overtime

2025 GAME-BY-GAME REGULAR-SEASON STATISTICS (RAIDERS/COLTS)

DATE	OPPONENT	P/S	TACKLES							INTERCEPTIONS				FUMBLES			ST				MISC		W/L	SCORE		
			TK	S	A	SK	YDS	TFL	YDS	QBH	NO	YDS	LG	TD	PD	FF	FR	TD	YDS	TK	S	A			FF	FR
09/07	at Patriots																								W	20-13
09/15	Chargers																								L	9-20
09/21	at Commanders																								L	24-41
09/28	Bears																								L	24-25
10/05	at Colts																								L	6-40
10/12	Cardinals	S	11	8	3	0.0	0.0	0	0	0	0	0	0	0	0	0	0	0	0	0	0	0	0	0	W	31-27
2025 TOTALS		1-1	11	8	3	0.0	0.0	0	0	0	0	0	0	0	0	0	0	0	0	0	0	0	0	0	2-4	

Went from Raiders to Colts.

BERNHARD RAIMANN

TACKLE
(BERR-WARD RY-MANN)

79

6-6 303 LBS

NFL EXP: 4

(4TH YEAR WITH THE COLTS)

BORN: 9/23/97



**COLLEGE:
CENTRAL MICHIGAN**

4TH-AND-SHORT

- In his first three seasons, he appeared in 45 games (40 starts) at left tackle.
- First Team All-MAC (2021).
- Made the transition from tight end to left tackle after the 2019 season.
- First encountered football as a 14-year-old with the American football club Vienna Vikings in Austria.

DOWN THE STRETCH

What is on your bucket list: I want to sky dive.

Do you have any pets: A rabbit and a dog.

What is the best advice you've been given: To always live in the moment.

Favorite artist: I don't really have one specific artist. I like a bunch of different genres.

Favorite TV show: "The Walking Dead"

Favorite food: Gulasch mit Semmelknödel

What are your hobbies off the field: I enjoy playing other sports like soccer, beach volleyball and skiing. I fish, I love hanging out with family, my wife and friends.

Selected by the Colts in the third round (77th overall) of the 2022 NFL Draft.

 @BernhardRaimann

 @bernhard_aimann

TAKING A DIFFERENT ROUTE

Raimann didn't know the game of American football existed until he was 13 years old. He was fascinated by the game and decided he wanted to pursue it. Raimann tried out for the Vienna Vikings as a 14-year-old, which is similar to a local club team. He trained with the team, which has a program similar to what European soccer clubs do with different levels for different age groups. He played wide receiver and learned the game. As a junior in high school, Raimann was a foreign exchange student and spent the year in Delton, Mich. He played tight end and defensive end that season before returning to Austria. Raimann gained enough recognition to receive interest from Central Michigan. After completing a six-month military service obligation in Austria, he returned to Michigan to continue his football career and the rest is history.

**NFL HIGHLIGHTS****CAREER**

- He has played in 51 games (46 starts) in four seasons with the Colts (2022-25).

2025 SEASON (COLTS)

- Has started six games. In Week 1 vs. MIA, he blocked for an offense that ran for 156 yards. In Week 2 vs. DEN, he blocked for an offense that allowed Jonathan Taylor to reach 165 yards on the ground. In Week 3 vs. TEN, he blocked for an offense that allowed Taylor to notch three rushing touchdowns. In Week 5 vs. LV, he started for a line that allowed Taylor to record three touchdowns on the ground for the second time this season.

2024 SEASON (COLTS)

- In 2024, he started 14 games. In Week 2 at GB, he started at left tackle for a line that paved the way for Jonathan Taylor to rush for 103 yards. In Week 3 vs. CHI, he anchored a line at left tackle that led the way for Taylor to accumulate 110 yards on the ground, and eclipse the 100-yard threshold in consecutive games. In Weeks 6 and 7, he started at left tackle for a line that didn't allow any sacks. In Week 13 at NE, he was a

part of a line that didn't allow any sacks. In Week 16 vs. TEN, he started at left tackle for a line that paved the way for 335 team rushing yards, a single-game franchise record. He also blocked for Taylor to register 218 yards on the ground, the third-most individual single-game rushing yards in team history.

2023 SEASON (COLTS)

- In 2023, he started 15 games at left tackle. In Week 2 at HOU, he started at left tackle and was part of an offensive line that did not allow a sack. In Week 3 at BAL, he started at left tackle for a line that paved the way for Zack Moss to rush for a career-high 122 yards. In Week 10 at NE, he started at left tackle for a line that didn't allow a sack. In Week 18 vs. HOU, he started at right tackle for a line that paved the way for the offense to rush for 227 yards, including Jonathan Taylor rushing for a single-game single-season high 188 yards.

2022 SEASON (COLTS)

- He appeared in 16 games (11 starts) in 2022 at left tackle. He made his first career start in Week 5 at DEN. In Week 10 at LV, he was part of an offensive line that paved the way for the Colts to rush for 207 yards.

COLLEGE

- Appeared in 44 games (29 starts) at Central Michigan (2018-21) and made 18 starts at left tackle and 11 starts at tight end.
- In 2021, he was named a First Team All-MAC choice after he started all 12 games at left tackle and helped the Central Michigan offense average 32.21 points per game and 179.2 rushing yards per game. Named the MAC Medal of Excellence award winner, which is presented annually to one male and one female student-athlete from each of the MAC schools. The student had to compete in a varsity sport, have at least a 3.5 grade-point average and show athletics excellence, leadership and service.
- Started all six games at left tackle in 2020 and helped pave the way for an offense that averaged 218.2 rushing yards per game. Named to Phil Steele's All-MAC Fourth Team and garnered Academic All-MAC accolades.
- In 2019, he saw action in 14 games (seven starts) at tight end and compiled 10 receptions for 76 yards. Named an Academic All-MAC selection. In a win against Toledo, he tallied a single-season career-high 21-yard reception.
- Competed in 12 games (four starts) in 2018 and registered 10 receptions for 88 yards. Recorded single-game career highs in receptions (three) and receiving yards (26) against Kansas.

PERSONAL

- Played one season of football at Delton Kellogg (Mich.) High School as a foreign exchange student his junior year before returning to Austria.
- Competed at wide receiver in high school and helped his team reach the postseason for the first time since 2001.
- Also lettered in wrestling and track at Delton Kellogg.
- Received offers from Eastern Michigan and Central Michigan after one season of high school football.
- Competed in the 2022 Senior Bowl.
- His host father, Rollie Ferris, played offensive line at Central Michigan (1995-97). Rollie's son, Tyden, 2018-22 and spent the 2023 season at Georgia State.
- After his high school graduation, he had to complete a six-month military service obligation in Austria and officially grayshirted the 2017

season.

- First encountered football as a 14-year-old with the American football club Vienna Vikings in Austria. Began career as a wide receiver, participated on the U19 national team and won the Austrian Bowl in his last year.
- Participated in the NFL's My Cause My Cleats initiative and represented Head for the Cure (2024) and Kicking the Stigma (2023).
- Graduated with a double major in actuarial science and statistics.
- Has gained nearly 90 pounds since he arrived in the U.S.
- First name is pronounced BERR-nard.
- Last name is pronounced RY-man.
- Is married to his wife, Calli. They have a daughter, Charlotte.
- A native of Vienna, Austria.

TRANSACTIONS

- Selected by the Colts in the third round (77th overall) of the 2022 NFL Draft.

BERNHARD RAIMANN'S - NFL REGULAR SEASON STATISTICS

DATE	TEAM	GP	GS
2022	Colts	16	11
2023	Colts	15	15
2024	Colts	14	14
2025	Colts	6	6
TOTALS		51	46

2022 GAME-BY-GAME REGULAR-SEASON STATISTICS (COLTS)

DATE	OPPONENT	P/S	W/L/T	SCORE
09/11	at Texans	P	T	20-20
09/18	at Jaguars	P	L	0-24
09/25	Chiefs		W	20-17
10/02	Titans	P	L	17-24
10/06	at Broncos	S	W	12-9+
10/16	Jaguars	S	W	34-27
10/23	at Titans	P	L	10-19
10/30	Commanders	P	L	16-17
11/06	at Patriots	S	L	3-26
11/13	at Raiders	S	W	25-20
11/20	Eagles	S	L	16-17
11/28	Steelers	S	L	17-24
12/04	at Cowboys	S	L	19-54
12/17	at Vikings	S	L	36-39+
12/26	Chargers	S	L	3-20
01/01	at Giants	S	L	10-38
01/08	Texans	S	L	31-32
2022 TOTALS		16-11	4-12-1	

+ - Overtime

2023 GAME-BY-GAME REGULAR-SEASON STATISTICS (COLTS)

DATE	OPPONENT	P/S		W/L	SCORE
09/10	Jaguars	S		L	21-31
09/17	at Texans	S		W	31-20
09/24	at Ravens	S		W	22-19+
10/01	Rams		INACTIVE	L	23-29+
10/08	Titans		INACTIVE	W	23-16
10/15	at Jaguars	S		L	20-37
10/22	Browns	S		L	38-39
10/29	Saints	S		L	27-38
11/05	at Panthers	S		W	27-13
11/12	at Patriots	S		W	10-6
11/26	Buccaneers	S		W	27-20
12/03	at Titans	S		W	31-28+
12/10	at Bengals	S		L	14-34
12/16	Steelers	S		W	30-13
12/24	at Falcons	S		L	10-29
12/31	Raiders	S		W	23-20
01/06	Texans	S		L	19-23
2023 TOTALS		15-15		9-8	

+ - Overtime

2024 GAME-BY-GAME REGULAR-SEASON STATISTICS (COLTS)

DATE	OPPONENT	P/S		W/L	SCORE
09/08	Texans	S		L	27-29
09/15	at Packers	S		L	10-16
09/22	Bears	S		W	21-16
09/29	Steelers	S		W	27-24
10/06	at Jaguars	S		L	34-37
10/13	at Titans	S		W	20-17
10/20	Dolphins	S		W	16-10
10/27	at Texans	S		L	20-23
11/03	at Vikings		ON INACTIVE LIST	L	13-21
11/10	Bills	S		L	20-30
11/17	at Jets		ON INACTIVE LIST	W	28-27
11/24	Lions		ON INACTIVE LIST	L	6-24
12/01	at Patriots	S		W	25-24
12/15	at Broncos	S		L	13-31
12/22	Titans	S		W	38-30
12/29	at Giants	S		L	33-45
01/05	Jaguars	S		W	26-23+
2024 TOTALS		14-14		8-9	

+ - Overtime

2025 GAME-BY-GAME REGULAR-SEASON STATISTICS (COLTS)

DATE	OPPONENT	P/S		W/L	SCORE
09/07	Dolphins	S		W	33-8
09/14	Broncos	S		W	29-28
09/21	at Titans	S		W	41-20
09/28	at Rams	S		L	20-27
10/05	Raiders	S		W	40-6
10/12	Cardinals	S		W	31-27
2025 TOTALS		6-6		5-1	

LUKE RHODES

LONG SNAPPER

46



6-2 238 LBS
NFL EXP: 10
(10TH YEAR WITH THE COLTS)
BORN: 12/2/92

Tribe

COLLEGE:
WILLIAM & MARY

4TH-AND-SHORT

- 2x Associated Press All-Pro selection (2021, First Team; 2020, Second Team).
- Pro Bowl selection (2021).
- In his first nine seasons, he recorded 16 special teams stops in 135 games.
- Started his NFL career as a linebacker before switching to long snapper after the 2016 season.

DOWN THE STRETCH

Favorite team outside of football: Pittsburgh Penguins

Favorite artist: Eminem or Chainsmokers

What are your hobbies off the field: Skiing

What is something interesting about you that most people may not know: I was adopted.

Favorite vacation spot: Bethany Beach, Del.

Favorite movie: "The Day After Tomorrow"

What is one thing you couldn't live without: Family

Do you have any pets: I have a Pit Bull named Harper.

Pregame ritual: I wouldn't say a ritual, but more of just relaxing, listening to music and joking around. Try to stay calm and not get too tight.

Who is your inspiration: I would say my dad. He played college football as a guard at Navy and was in the military for a long time and he got sick and fought through it and is still living today so he is definitely most of my inspiration.

Originally signed to the Indianapolis practice squad on October 5, 2016.

@L_RHODES50

@L_RHODES50

SECOND TEAM ALL-PRO

In 2020 and 2021, Rhodes earned Associated Press All-Pro accolades (2020, Second Team; 2021, First Team) after he handled long snapping duties. In 2020, Rhodes and safety George Odum became the first Indianapolis special teams players to earn All-Pro recognition since 2014 when kicker Adam Vinatieri and punter Pat McAfee were each named First Team All-Pro. Wide receiver Ashton Dulin joined Rhodes in 2021 as All-Pro selections.



CONVERTING TO LONG SNAPPER

In 2016, Rhodes competed as a linebacker, mainly on special teams. The following season, the Colts moved Rhodes to long snapper. Transitioning to a new position can be challenging and he was certainly welcomed to the position during the team's first preseason game where Indianapolis was punting out of its own end zone. Rhodes successfully made the adjustment and assisted kicker Adam Vinatieri and punter Rigoberto Sanchez to impactful campaigns in 2017. He snapped for Vinatieri to convert 29-of-34 field goals (85.3) and 22-of-24 extra points for 109 points on the season. Sanchez totaled 84 punts for 3,764 yards, a 44.8 average, a 42.6 net average and 28 kicks pinned inside the 20-yard line. He was named to the 2017 PFWA All-Rookie team, set franchise rookie records for total punts and punt yards and set the NFL record for net punting average by a rookie punter.



FAMILY INSPIRATION

Rhodes has been inspired by his father, Doug Rhodes, who battled brain cancer. "They gave my dad six weeks to live, and we're over a decade now. Pretty powerful." Rhodes helped raise awareness for the disease by participating in the My Cause My Cleats during both the 2017 and 2018 seasons. He wore green and orange cleats to support the National Brain Tumor Society.



NFL HIGHLIGHTS

CAREER

- In nine seasons with the Colts, he has competed in 141 career games as both a linebacker and long snapper and has recorded 16 special teams tackles. Has appeared in three postseason contests.

2025 SEASON (COLTS)

- Has played in six games.

2024 SEASON (COLTS)

- In 2024, he appeared in all 17 games and recorded two special teams tackles.

2023 SEASON (COLTS)

- He saw competed in all 17 games in 2023 and totaled three special teams stops.

2022 SEASON (COLTS)

- In 2022, he saw action in 17 games and compiled three special teams stops.

2021 SEASON (COLTS)

- Selected as an Associated Press First Team All-Pro and was named to the Pro Bowl after he saw action in 16 games on special teams in 2021.

2020 SEASON (COLTS)

- In 2020, he earned Associated Press Second Team All-Pro honors after he played in all 16 games on special teams and had three tackles. Competed in one postseason contest.

2019 SEASON (COLTS)

- Appeared in all 16 games in 2019 and had one special teams tackle.

2018 SEASON (COLTS)

- In 2018, he appeared on special teams in all 16 games and had four special teams stops. Appeared in two postseason games on special teams. He snapped for Adam Vinatieri in Week 8 at Oakland when Vinatieri broke the record for most points scored in NFL history.

2017 SEASON (COLTS)

- Made the switch from linebacker to long snapper in 2017 and competed in all 16 games.

2016 SEASON (COLTS)

- Played in four games in 2016 at linebacker.

COLLEGE

- Started 45-of-47 games played at William & Mary, finishing with 341 tackles (172 solo), 20.0 tackles for loss, 5.5 sacks, 19 passes defended, one interception, six forced fumbles and two fumble recoveries.
- Was a three-time First Team All-Colonial Athletic Association selection, while earning Virginia Sports Information Directors All-State honors all three seasons.
- Started all 12 games he played in as a senior in 2015, totaling 78 tackles (44 solo), 5.5 tackles for loss, four passes defended, two forced fumbles and one fumble recovery.
- Selected as the only Football Championship Series player named to the Butkus Award Watch list and was invited to participate in the NFLPA Collegiate Bowl.
- As a junior in 2014, started all 12 games played, compiling 93 tackles (55 solo), 7.5 tackles for loss, a career-high 4.0 sacks, five passes defended, one forced fumble and one fumble recovery.
- Earned the team's John A. Stewart Winter Warrior Award for his work on the field and in the offseason training program.
- Started all 12 games played as a sophomore in 2013, registering a career-high 98 tackles (42 solo), 3.0 tackles for loss, 1.5 sacks, seven passes defended, two forced fumbles and one interception.
- Appeared in 11 games (nine starts) as a redshirt freshman in 2012, posting 72 tackles (31 solo), 4.0 tackles for loss, three passes defended and one forced fumble.

- Named to the Jerry Rice Award Watch List, awarded to the most outstanding freshman player in the FCS.
- Selected as the William & Mary Quarterback Club Rookie of the Year.

PERSONAL

- Attended Hollidaysburg (Pa.) Area High School where he was a four-year letterman and graduated holding school records for touchdowns and points scored.
- Was selected to the Pennsylvania Sports Writers Class 3A Second Team All-State in 2009 and 2010.
- Earned All-Keystone Conference honors as a linebacker in 2010 and was an All-Mountain Athletic Conference selection as a junior and sophomore.
- Was a four-year letterman on the basketball team.
- Participated in the NFL's My Cause My Cleats initiative and represented Global Christian Relief (2024), Damar (2022), Children of Fallen Patriots (2021), the Children's Bureau (2019) and the National Brain Tumor Society (2017-18).
- Spent time at a local high school and veteran's hospital as part of the team's Salute to Service initiative in 2016.
- Fitted students for new shoes and hats as part of the team's 2016 Cold Feet Warm Shoes event.
- Visited Riley Hospital during the holidays in 2016 and sang carols and distributed gifts to patients.
- Was a member of Sigma Mu Sigma and majored in kinesiology with a minor in public health.
- Married to his wife, Hannah, and they have two sons.
- A native of Hollidaysburg, Pa.

TRANSACTIONS

- Signed to the Colts active roster from the practice squad on December 7, 2016.
- Signed to the Indianapolis practice squad on October 5, 2016.
- Waived by the Tampa Bay Buccaneers on September 3, 2016.
- Signed by the Buccaneers as an undrafted free agent on May 2, 2016.



LUKE RHODES' - NFL REGULAR SEASON STATISTICS

DATE	TEAM	GP	GS	TACKLES							INTERCEPTIONS					FUMBLES				ST				MISC											
				TK	S	A	TFL	YDS	SK	YDS	QBH	NO	YDS	LG	TD	PD	FF	FR	TD	YDS	TK	S	A	FF	FR	S	A								
2016	Colts	4	0	0	0	0	0	0	0	0.0	0.0	0	0	0	0	0	0	0	0	0	0	0	0	0	0	0	0	0	0	0	0	0	0	0	0
2017	Colts	16	0	0	0	0	0	0	0	0.0	0.0	0	0	0	0	0	0	0	0	0	0	0	0	0	0	0	0	0	0	0	0	0	0	0	0
2018	Colts	16	0	0	0	0	0	0	0	0.0	0.0	0	0	0	0	0	0	0	0	0	0	0	0	0	0	0	0	0	0	0	0	0	0	0	0
2019	Colts	16	0	0	0	0	0	0	0	0.0	0.0	0	0	0	0	0	0	0	0	0	0	0	0	0	0	0	0	0	0	0	0	0	0	0	0
2020	Colts	16	0	0	0	0	0	0	0	0.0	0.0	0	0	0	0	0	0	0	0	0	0	0	0	0	0	0	0	0	0	0	0	0	0	0	0
2021	Colts	16	0	0	0	0	0	0	0	0.0	0.0	0	0	0	0	0	0	0	0	0	0	0	0	0	0	0	0	0	0	0	0	0	0	0	0
2022	Colts	17	0	0	0	0	0	0	0	0.0	0.0	0	0	0	0	0	0	0	0	0	0	0	0	0	0	0	0	0	0	0	0	0	0	0	0
2023	Colts	17	0	0	0	0	0	0	0	0.0	0.0	0	0	0	0	0	0	0	0	0	0	0	0	0	0	0	0	0	0	0	0	0	0	0	0
2024	Colts	17	0	0	0	0	0	0	0	0.0	0.0	0	0	0	0	0	0	0	0	0	0	0	0	0	0	0	0	0	0	0	0	0	0	0	0
2025	Colts	6	0	0	0	0	0	0	0	0.0	0.0	0	0	0	0	0	0	0	0	0	0	0	0	0	0	0	0	0	0	0	0	0	0	0	0
TOTALS		141	0	0	0	0	0	0	0	0.0	0.0	0	0	0	0	0	0	0	0	0	0	0	0	0	0	0	0	0	0	0	0	0	0	0	0

LUKE RHODES' - NFL POSTSEASON STATISTICS

DATE	TEAM	GP	GS	TACKLES							INTERCEPTIONS					FUMBLES				ST				MISC												
				TK	S	A	TFL	YDS	SK	YDS	QBH	NO	YDS	LG	TD	PD	FF	FR	TD	YDS	TK	S	A	FF	FR	S	A									
2018	Colts	2	0	0	0	0	0	0	0	0.0	0.0	0	0	0	0	0	0	0	0	0	0	0	0	0	0	0	0	0	0	0	0	0	0	0	0	
2020	Colts	1	0	0	0	0	0	0	0	0.0	0.0	0	0	0	0	0	0	0	0	0	0	0	0	0	0	0	0	0	0	0	0	0	0	0	0	0
TOTALS		3	0	0	0	0	0	0	0	0.0	0.0	0	0	0	0	0	0	0	0	0	0	0	0	0	0	0	0	0	0	0	0	0	0	0	0	

SINGLE-GAME HIGHS: DEFENSIVE

Special Teams Tackles

2 vs. Los Angeles Rams, Oct 01, 2023
 1 at Carolina Panthers, Nov 05, 2023
 ...11 more at 1.

2016 GAME-BY-GAME REGULAR-SEASON STATISTICS (COLTS)

DATE	OPPONENT	W/L	SCORE
09/11	Lions	L	35-39
09/18	at Broncos	L	20-34
09/25	Chargers	W	26-22
10/09	Bears	W	29-23
10/16	at Texans	L	23-26+
10/23	at Titans	W	34-26
10/30	Chiefs	L	14-30
11/06	at Packers	W	31-26
11/20	Titans	W	24-17
11/24	Steelers	L	7-28
12/05	at Jets	W	41-10
12/11	Texans	L	17-22
12/18	at Vikings	W	34-6
12/24	at Raiders	L	25-33
01/01	Jaguars	W	24-20
2016 TOTALS	4	8-7	

+ - Overtime



2017 GAME-BY-GAME REGULAR-SEASON STATISTICS (COLTS)

DATE	OPPONENT		W/L	SCORE
09/10	at Rams	P	L	9-46
09/17	Cardinals	P	L	13-16+
09/24	Browns	P	W	31-28
10/01	at Seahawks	P	L	18-46
10/08	49ers	P	W	26-23+
10/16	at Titans	P	L	22-36
10/22	Jaguars	P	L	0-27
10/29	at Bengals	P	L	23-24
11/05	at Texans	P	W	20-14
11/12	Steelers	P	L	17-20
11/26	Titans	P	L	16-20
12/03	at Jaguars	P	L	10-30
12/10	at Bills	P	L	7-13+
12/14	Broncos	P	L	13-25
12/23	at Ravens	P	L	16-23
12/31	Texans	P	W	22-13
2017 TOTALS	16		4-12	

+- Overtime

2018 GAME-BY-GAME REGULAR-SEASON STATISTICS (COLTS)

DATE	OPPONENT		W/L	SCORE
09/09	Bengals	P	L	23-34
09/16	at Redskins	P	W	21-9
09/23	at Eagles	P	L	16-20
09/30	Texans	P	L	34-37+
10/04	at Patriots	P	L	24-38
10/14	at Jets	P	L	34-42
10/21	Bills	P	W	37-5
10/28	at Raiders	P	W	42-28
11/11	Jaguars	P	W	29-26
11/18	Titans	P	W	38-10
11/25	Dolphins	P	W	27-24
12/02	at Jaguars	P	L	0-6
12/09	at Texans	P	W	24-21
12/16	Cowboys	P	W	23-0
12/23	Giants	P	W	28-27
12/30	at Titans	P	W	33-17
2018 TOTALS	16		10-6	

+- Overtime

2019 GAME-BY-GAME REGULAR-SEASON STATISTICS (COLTS)

DATE	OPPONENT		W/L	SCORE
09/08	at Chargers	P	L	24-30+
09/15	at Titans	P	W	19-17
09/22	Falcons	P	W	27-24
09/29	Raiders	P	L	24-31
10/06	at Chiefs	P	W	19-13
10/20	Texans	P	W	30-23
10/27	Broncos	P	W	15-13
11/03	at Steelers	P	L	24-26
11/10	Dolphins	P	L	12-16
11/17	Jaguars	P	W	33-13
11/21	at Texans	P	L	17-20
12/01	Titans	P	L	17-31
12/08	at Buccaneers	P	L	35-38
12/16	at Saints	P	L	7-34
12/22	Panthers	P	W	38-6
12/29	at Jaguars	P	L	20-38
2019 TOTALS	16		7-9	

+- Overtime



2020 GAME-BY-GAME REGULAR-SEASON STATISTICS (COLTS)

DATE	OPPONENT	W/L	SCORE
09/13	at Jaguars	P	L 20-27
09/20	Vikings	P	W 28-11
09/27	Jets	P	W 36-7
10/04	at Bears	P	W 19-11
10/11	at Browns	P	L 23-32
10/18	Bengals	P	W 31-27
11/01	at Lions	P	W 41-21
11/08	Ravens	P	L 10-24
11/12	at Titans	P	W 34-17
11/22	Packers	P	W 34-31+
11/29	Titans	P	L 26-45
12/06	at Texans	P	W 26-20
12/13	at Raiders	P	W 44-27
12/20	Texans	P	W 27-20
12/27	at Steelers	P	L 24-28
01/03	Jaguars	P	W 28-14
2020 TOTALS	16	11-5	

+ - Overtime

2021 GAME-BY-GAME REGULAR-SEASON STATISTICS (COLTS)

DATE	OPPONENT	W/L	SCORE
09/12	Seahawks	P	L 16-28
09/19	Rams	P	L 24-27
09/26	at Titans	P	L 16-25
10/03	at Dolphins	P	W 27-17
10/11	at Ravens	P	L 25-31+
10/17	Texans	P	W 31-3
10/24	at 49ers	P	W 30-18
10/31	Titans	P	L 31-34+
11/04	Jets	P	W 45-30
11/14	Jaguars	P	W 23-17
11/21	at Bills	P	W 41-15
11/28	Buccaneers	P	L 31-38
12/05	at Texans	P	W 31-0
12/18	Patriots	P	W 27-17
12/25	at Cardinals	P	W 22-16
01/02	Raiders	P	L 20-23
01/09	at Jaguars	P	L 11-26
2021 TOTALS	16	9-8	

RESERVE/COVID-19

+ - Overtime

2022 GAME-BY-GAME REGULAR-SEASON STATISTICS (COLTS)

DATE	OPPONENT	W/L/T	SCORE
09/11	at Texans	P	T 20-20
09/18	at Jaguars	P	L 0-24
09/25	Chiefs	P	W 20-17
10/02	Titans	P	L 17-24
10/06	at Broncos	P	W 12-9+
10/16	Jaguars	P	W 34-27
10/23	at Titans	P	L 10-19
10/30	Commanders	P	L 16-17
11/06	at Patriots	P	L 3-26
11/13	at Raiders	P	W 25-20
11/20	Eagles	P	L 16-17
11/28	Steelers	P	L 17-24
12/04	at Cowboys	P	L 19-54
12/17	at Vikings	P	L 36-39+
12/26	Chargers	P	L 3-20
01/01	at Giants	P	L 10-38
01/08	Texans	P	L 31-32
2022 TOTALS	17	4-12-1	

+ - Overtime



2023 GAME-BY-GAME REGULAR-SEASON STATISTICS (COLTS)

DATE	OPPONENT		W/L	SCORE
09/10	Jaguars	P	L	21-31
09/17	at Texans	P	W	31-20
09/24	at Ravens	P	W	22-19+
10/01	Rams	P	L	23-29+
10/08	Titans	P	W	23-16
10/15	at Jaguars	P	L	20-37
10/22	Browns	P	L	38-39
10/29	Saints	P	L	27-38
11/05	at Panthers	P	W	27-13
11/12	at Patriots	P	W	10-6
11/26	Buccaneers	P	W	27-20
12/03	at Titans	P	W	31-28+
12/10	at Bengals	P	L	14-34
12/16	Steelers	P	W	30-13
12/24	at Falcons	P	L	10-29
12/31	Raiders	P	W	23-20
01/06	Texans	P	L	19-23
2023 TOTALS	17		9-8	

+ - Overtime

2024 GAME-BY-GAME REGULAR-SEASON STATISTICS (COLTS)

DATE	OPPONENT		W/L	SCORE
09/08	Texans	P	L	27-29
09/15	at Packers	P	L	10-16
09/22	Bears	P	W	21-16
09/29	Steelers	P	W	27-24
10/06	at Jaguars	P	L	34-37
10/13	at Titans	P	W	20-17
10/20	Dolphins	P	W	16-10
10/27	at Texans	P	L	20-23
11/03	at Vikings	P	L	13-21
11/10	Bills	P	L	20-30
11/17	at Jets	P	W	28-27
11/24	Lions	P	L	6-24
12/01	at Patriots	P	W	25-24
12/15	at Broncos	P	L	13-31
12/22	Titans	P	W	38-30
12/29	at Giants	P	L	33-45
01/05	Jaguars	P	W	26-23+
2024 TOTALS	17		8-9	

+ - Overtime

2025 GAME-BY-GAME REGULAR-SEASON STATISTICS (COLTS)

DATE	OPPONENT		W/L	SCORE
09/07	Dolphins	P	W	33-8
09/14	Broncos	P	W	29-28
09/21	at Titans	P	W	41-20
09/28	at Rams	P	L	20-27
10/05	Raiders	P	W	40-6
10/12	Cardinals	P	W	31-27
2025 TOTALS	6		5-1	

2018 GAME-BY-GAME POSTSEASON STATISTICS (COLTS)

DATE	OPPONENT		W/L	SCORE
01/05	at Texans	P	W	21-7
01/12	at Chiefs	P	L	13-31
2018 TOTALS	2		1-1	

2020 GAME-BY-GAME POSTSEASON STATISTICS (COLTS)

DATE	OPPONENT		W/L	SCORE
01/09	at Bills	P	L	24-27
2020 TOTALS	1		0-1	



2016 GAME-BY-GAME REGULAR-SEASON STATISTICS (COLTS)

DATE	OPPONENT	P/S	TACKLES						INTERCEPTIONS					FUMBLES				ST			MISC		W/L	SCORE			
			TK	S	A	SK	YDS	TFL	YDS	QBH	NO	YDS	LG	TD	PD	FF	FR	TD	YDS	TK	S	A			FF	FR	S
09/11	Lions																									L	35-39
09/18	at Broncos																									L	20-34
09/25	Chargers																									W	26-22
10/09	Bears																									W	29-23
10/16	at Texans																									L	23-26+
10/23	at Titans																									W	34-26
10/30	Chiefs																									L	14-30
11/06	at Packers																									W	31-26
11/20	Titans																									W	24-17
11/24	Steelers																									L	7-28
12/05	at Jets																									W	41-10
12/11	Texans	P	0	0	0	0	0	0	0	0	0	0	0	0	0	0	0	0	0	0	0	0	0	0	0	L	17-22
12/18	at Vikings	P	0	0	0	0	0	0	0	0	0	0	0	0	0	0	0	0	0	0	0	0	0	0	0	W	34-6
12/24	at Raiders	P	0	0	0	0	0	0	0	0	0	0	0	0	0	0	0	0	0	0	0	0	0	0	0	L	25-33
01/01	Jaguars	P	0	0	0	0	0	0	0	0	0	0	0	0	0	0	0	0	0	0	0	0	0	0	0	W	24-20
2016 TOTALS		4-0	0	0	0	0	0	0	0	0	0	0	0	0	0	0	0	0	0	0	0	0	0	0	0	0	8-7

+ - Overtime

2017 GAME-BY-GAME REGULAR-SEASON STATISTICS (COLTS)

DATE	OPPONENT	P/S	TACKLES						INTERCEPTIONS					FUMBLES				ST			MISC		W/L	SCORE				
			TK	S	A	SK	YDS	TFL	YDS	QBH	NO	YDS	LG	TD	PD	FF	FR	TD	YDS	TK	S	A			FF	FR	S	A
09/10	at Rams	P	0	0	0	0	0	0	0	0	0	0	0	0	0	0	0	0	0	0	0	0	0	0	0	0	L	9-46
09/17	Cardinals	P	0	0	0	0	0	0	0	0	0	0	0	0	0	0	0	0	0	0	0	0	0	0	0	0	L	13-16+
09/24	Browns	P	0	0	0	0	0	0	0	0	0	0	0	0	0	0	0	0	0	0	0	0	0	0	0	0	W	31-28
10/01	at Seahawks	P	0	0	0	0	0	0	0	0	0	0	0	0	0	0	0	0	0	0	0	0	0	0	0	0	L	18-46
10/08	49ers	P	0	0	0	0	0	0	0	0	0	0	0	0	0	0	0	0	0	0	0	0	0	0	0	0	W	26-23+
10/16	at Titans	P	0	0	0	0	0	0	0	0	0	0	0	0	0	0	0	0	0	0	0	0	0	0	0	0	L	22-36
10/22	Jaguars	P	0	0	0	0	0	0	0	0	0	0	0	0	0	0	0	0	0	0	0	0	0	0	0	0	L	0-27
10/29	at Bengals	P	0	0	0	0	0	0	0	0	0	0	0	0	0	0	0	0	0	0	0	0	0	0	0	0	L	23-24
11/05	at Texans	P	0	0	0	0	0	0	0	0	0	0	0	0	0	0	0	0	0	0	0	0	0	0	0	0	W	20-14
11/12	Steelers	P	0	0	0	0	0	0	0	0	0	0	0	0	0	0	0	0	0	0	0	0	0	0	0	0	L	17-20
11/26	Titans	P	0	0	0	0	0	0	0	0	0	0	0	0	0	0	0	0	0	0	0	0	0	0	0	0	L	16-20
12/03	at Jaguars	P	0	0	0	0	0	0	0	0	0	0	0	0	0	0	0	0	0	0	0	0	0	0	0	0	L	10-30
12/10	at Bills	P	0	0	0	0	0	0	0	0	0	0	0	0	0	0	0	0	0	0	0	0	0	0	0	0	L	7-13+
12/14	Broncos	P	0	0	0	0	0	0	0	0	0	0	0	0	0	0	0	0	0	0	0	0	0	0	0	0	L	13-25
12/23	at Ravens	P	0	0	0	0	0	0	0	0	0	0	0	0	0	0	0	0	0	0	0	0	0	0	0	0	L	16-23
12/31	Texans	P	0	0	0	0	0	0	0	0	0	0	0	0	0	0	0	0	0	0	0	0	0	0	0	0	W	22-13
2017 TOTALS		16-0	0	0	0	0	0	0	0	0	0	0	0	0	0	0	0	0	0	0	0	0	0	0	0	0	4-12	

+ - Overtime

2018 GAME-BY-GAME REGULAR-SEASON STATISTICS (COLTS)

DATE	OPPONENT	P/S	TACKLES						INTERCEPTIONS					FUMBLES				ST			MISC		W/L	SCORE				
			TK	S	A	SK	YDS	TFL	YDS	QBH	NO	YDS	LG	TD	PD	FF	FR	TD	YDS	TK	S	A			FF	FR	S	A
09/09	Bengals	P	0	0	0	0	0	0	0	0	0	0	0	0	0	0	0	0	0	0	0	0	0	0	0	0	L	23-34
09/16	at Redskins	P	0	0	0	0	0	0	0	0	0	0	0	0	0	0	0	0	0	0	0	0	0	0	0	0	W	21-9
09/23	at Eagles	P	0	0	0	0	0	0	0	0	0	0	0	0	0	0	0	0	0	0	0	0	0	0	0	0	L	16-20
09/30	Texans	P	0	0	0	0	0	0	0	0	0	0	0	0	0	0	0	0	0	0	0	0	0	0	0	0	L	34-37+
10/04	at Patriots	P	0	0	0	0	0	0	0	0	0	0	0	0	0	0	0	0	0	0	0	0	0	0	0	0	L	24-38
10/14	at Jets	P	0	0	0	0	0	0	0	0	0	0	0	0	0	0	0	0	0	0	0	0	0	0	0	0	L	34-42
10/21	Bills	P	0	0	0	0	0	0	0	0	0	0	0	0	0	0	0	0	0	0	0	0	0	0	0	0	W	37-5
10/28	at Raiders	P	0	0	0	0	0	0	0	0	0	0	0	0	0	0	0	0	0	0	0	0	0	0	0	0	W	42-28
11/11	Jaguars	P	0	0	0	0	0	0	0	0	0	0	0	0	0	0	0	0	0	0	0	0	0	0	0	0	W	29-26
11/18	Titans	P	0	0	0	0	0	0	0	0	0	0	0	0	0	0	0	0	0	0	0	0	0	0	0	0	W	38-10
11/25	Dolphins	P	0	0	0	0	0	0	0	0	0	0	0	0	0	0	0	0	0	0	0	0	0	0	0	0	W	27-24
12/02	at Jaguars	P	0	0	0	0	0	0	0	0	0	0	0	0	0	0	0	0	0	0	0	0	0	0	0	0	L	0-6
12/09	at Texans	P	0	0	0	0	0	0	0	0	0	0	0	0	0	0	0	0	0	0	0	0	0	0	0	0	W	24-21
12/16	Cowboys	P	0	0	0	0	0	0	0	0	0	0	0	0	0	0	0	0	0	0	0	0	0	0	0	0	W	23-0
12/23	Giants	P	0	0	0	0	0	0	0	0	0	0	0	0	0	0	0	0	0	0	0	0	0	0	0	0	W	28-27
12/30	at Titans	P	0	0	0	0	0	0	0	0	0	0	0	0	0	0	0	0	0	0	0	0	0	0	0	0	W	33-17
2018 TOTALS		16-0	0	0	0	0	0	0	0	0	0	0	0	0	0	0	0	0	0	0	0	0	0	0	0	0	10-6	

+ - Overtime



2019 GAME-BY-GAME REGULAR-SEASON STATISTICS (COLTS)

DATE	OPPONENT	P/S	TACKLES						INTERCEPTIONS				FUMBLES			ST				MISC		W/L	SCORE				
			TK	S	A	SK	YDS	TFL	YDS	QBH	NO	YDS	LG	TD	PD	FF	FR	TD	YDS	TK	S			A	FF	FR	S
09/08	at Chargers	P	0	0	0	0.0	0.0	0	0	0	0	0	0	0	0	0	0	0	0	0	0	0	0	0	0	L	24-30+
09/15	at Titans	P	0	0	0	0.0	0.0	0	0	0	0	0	0	0	0	0	0	0	0	0	0	0	0	0	0	W	19-17
09/22	Falcons	P	0	0	0	0.0	0.0	0	0	0	0	0	0	0	0	0	0	0	0	0	0	0	0	0	0	W	27-24
09/29	Raiders	P	0	0	0	0.0	0.0	0	0	0	0	0	0	0	0	0	0	0	0	0	0	0	0	0	0	L	24-31
10/06	at Chiefs	P	0	0	0	0.0	0.0	0	0	0	0	0	0	0	0	0	0	0	0	0	0	0	0	0	0	W	19-13
10/20	Texans	P	0	0	0	0.0	0.0	0	0	0	0	0	0	0	0	0	0	0	0	0	0	0	0	0	0	W	30-23
10/27	Broncos	P	0	0	0	0.0	0.0	0	0	0	0	0	0	0	0	0	0	0	1	1	0	0	0	0	0	W	15-13
11/03	at Steelers	P	0	0	0	0.0	0.0	0	0	0	0	0	0	0	0	0	0	0	0	0	0	0	0	0	0	L	24-26
11/10	Dolphins	P	0	0	0	0.0	0.0	0	0	0	0	0	0	0	0	0	0	0	0	0	0	0	0	0	0	L	12-16
11/17	Jaguars	P	0	0	0	0.0	0.0	0	0	0	0	0	0	0	0	0	0	0	0	0	0	0	0	0	0	W	33-13
11/21	at Texans	P	0	0	0	0.0	0.0	0	0	0	0	0	0	0	0	0	0	0	0	0	0	0	0	0	0	L	17-20
12/01	Titans	P	0	0	0	0.0	0.0	0	0	0	0	0	0	0	0	0	0	0	0	0	0	0	0	0	0	L	17-31
12/08	at Buccaneers	P	0	0	0	0.0	0.0	0	0	0	0	0	0	0	0	0	0	0	0	0	0	0	0	0	0	L	35-38
12/16	at Saints	P	0	0	0	0.0	0.0	0	0	0	0	0	0	0	0	0	0	0	0	0	0	0	0	0	0	L	7-34
12/22	Panthers	P	0	0	0	0.0	0.0	0	0	0	0	0	0	0	0	0	0	0	0	0	0	0	0	0	0	W	38-6
12/29	at Jaguars	P	0	0	0	0.0	0.0	0	0	0	0	0	0	0	0	0	0	0	0	0	0	0	0	0	0	L	20-38
2019 TOTALS		16-0	0	0	0	0.0	0.0	0	0	0	0	0	0	0	0	0	0	0	1	1	0	0	0	0	0	0	7-9

+ - Overtime

2020 GAME-BY-GAME REGULAR-SEASON STATISTICS (COLTS)

DATE	OPPONENT	P/S	TACKLES						INTERCEPTIONS				FUMBLES			ST				MISC		W/L	SCORE				
			TK	S	A	SK	YDS	TFL	YDS	QBH	NO	YDS	LG	TD	PD	FF	FR	TD	YDS	TK	S			A	FF	FR	S
09/13	at Jaguars	P	0	0	0	0.0	0.0	0	0	0	0	0	0	0	0	0	0	0	0	0	0	0	0	0	0	L	20-27
09/20	Vikings	P	0	0	0	0.0	0.0	0	0	0	0	0	0	0	0	0	0	0	0	0	0	0	0	0	0	W	28-11
09/27	Jets	P	0	0	0	0.0	0.0	0	0	0	0	0	0	0	0	0	0	0	0	0	0	0	0	0	0	W	36-7
10/04	at Bears	P	0	0	0	0.0	0.0	0	0	0	0	0	0	0	0	0	0	0	0	0	0	0	0	0	0	W	19-11
10/11	at Browns	P	0	0	0	0.0	0.0	0	0	0	0	0	0	0	0	0	0	0	0	0	0	0	0	0	0	L	23-32
10/18	Bengals	P	0	0	0	0.0	0.0	0	0	0	0	0	0	0	0	0	0	0	1	1	0	0	0	0	0	W	31-27
11/01	at Lions	P	0	0	0	0.0	0.0	0	0	0	0	0	0	0	0	0	0	0	0	0	0	0	0	0	0	W	41-21
11/08	Ravens	P	0	0	0	0.0	0.0	0	0	0	0	0	0	0	0	0	0	0	1	1	0	0	0	0	0	L	10-24
11/12	at Titans	P	0	0	0	0.0	0.0	0	0	0	0	0	0	0	0	0	0	0	0	0	0	0	0	0	0	W	34-17
11/22	Packers	P	0	0	0	0.0	0.0	0	0	0	0	0	0	0	0	0	0	0	0	0	0	0	0	0	0	W	34-31+
11/29	Titans	P	0	0	0	0.0	0.0	0	0	0	0	0	0	0	0	0	0	0	1	1	0	0	0	0	0	L	26-45
12/06	at Texans	P	0	0	0	0.0	0.0	0	0	0	0	0	0	0	0	0	0	0	0	0	0	0	0	0	0	W	26-20
12/13	at Raiders	P	0	0	0	0.0	0.0	0	0	0	0	0	0	0	0	0	0	0	0	0	0	0	0	0	0	W	44-27
12/20	Texans	P	0	0	0	0.0	0.0	0	0	0	0	0	0	0	0	0	0	0	0	0	0	0	0	0	0	W	27-20
12/27	at Steelers	P	0	0	0	0.0	0.0	0	0	0	0	0	0	0	0	0	0	0	0	0	0	0	0	0	0	L	24-28
01/03	Jaguars	P	0	0	0	0.0	0.0	0	0	0	0	0	0	0	0	0	0	0	0	0	0	0	0	0	0	W	28-14
2020 TOTALS		16-0	0	0	0	0.0	0.0	0	0	0	0	0	0	0	0	0	0	0	3	3	0	0	0	0	0	0	11-5

+ - Overtime



2021 GAME-BY-GAME REGULAR-SEASON STATISTICS (COLTS)

DATE	OPPONENT	P/S	TACKLES							INTERCEPTIONS				FUMBLES				ST				MISC		W/L	SCORE		
			TK	S	A	SK	YDS	TFL	YDS	QBH	NO	YDS	LG	TD	PD	FF	FR	TD	YDS	TK	S	A	FF			FR	S
09/12	Seahawks	P	0	0	0	0	0	0	0	0	0	0	0	0	0	0	0	0	0	0	0	0	0	0	0	L	16-28
09/19	Rams	P	0	0	0	0	0	0	0	0	0	0	0	0	0	0	0	0	0	0	0	0	0	0	0	L	24-27
09/26	at Titans	P	0	0	0	0	0	0	0	0	0	0	0	0	0	0	0	0	0	0	0	0	0	0	0	L	16-25
10/03	at Dolphins	P	0	0	0	0	0	0	0	0	0	0	0	0	0	0	0	0	0	0	0	0	0	0	0	W	27-17
10/11	at Ravens	P	0	0	0	0	0	0	0	0	0	0	0	0	0	0	0	0	0	0	0	0	0	0	0	L	25-31+
10/17	Texans	P	0	0	0	0	0	0	0	0	0	0	0	0	0	0	0	0	0	0	0	0	0	0	0	W	31-3
10/24	at 49ers	P	0	0	0	0	0	0	0	0	0	0	0	0	0	0	0	0	0	0	0	0	0	0	0	W	30-18
10/31	Titans	P	0	0	0	0	0	0	0	0	0	0	0	0	0	0	0	0	0	0	0	0	0	0	0	L	31-34+
11/04	Jets	P	0	0	0	0	0	0	0	0	0	0	0	0	0	0	0	0	0	0	0	0	0	0	0	W	45-30
11/14	Jaguars	P	0	0	0	0	0	0	0	0	0	0	0	0	0	0	0	0	0	0	0	0	0	0	0	W	23-17
11/21	at Bills	P	0	0	0	0	0	0	0	0	0	0	0	0	0	0	0	0	0	0	0	0	0	0	0	W	41-15
11/28	Buccaneers	P	0	0	0	0	0	0	0	0	0	0	0	0	0	0	0	0	0	0	0	0	0	0	0	L	31-38
12/05	at Texans	P	0	0	0	0	0	0	0	0	0	0	0	0	0	0	0	0	0	0	0	0	0	0	0	W	31-0
12/18	Patriots	P	0	0	0	0	0	0	0	0	0	0	0	0	0	0	0	0	0	0	0	0	0	0	0	W	27-17
12/25	at Cardinals	P	0	0	0	0	0	0	0	0	0	0	0	0	0	0	0	0	0	0	0	0	0	0	0	W	22-16
01/02	Raiders																									L	20-23
01/09	at Jaguars	P	0	0	0	0	0	0	0	0	0	0	0	0	0	0	0	0	0	0	0	0	0	0	0	L	11-26
2021 TOTALS			16-0	0	0	0	0	0	0	0	0	0	0	0	0	0	0	0	0	0	0	0	0	0	0	0	9-8

+ - Overtime

2022 GAME-BY-GAME REGULAR-SEASON STATISTICS (COLTS)

DATE	OPPONENT	P/S	TACKLES							INTERCEPTIONS				FUMBLES				ST				MISC		W/L	SCORE		
			TK	S	A	SK	YDS	TFL	YDS	QBH	NO	YDS	LG	TD	PD	FF	FR	TD	YDS	TK	S	A	FF			FR	S
09/11	at Texans	P	0	0	0	0	0	0	0	0	0	0	0	0	0	0	0	0	0	0	0	0	0	0	0	T	20-20
09/18	at Jaguars	P	0	0	0	0	0	0	0	0	0	0	0	0	0	0	0	0	0	0	0	0	0	0	0	L	0-24
09/25	Chiefs	P	0	0	0	0	0	0	0	0	0	0	0	0	0	0	0	0	1	0	1	0	0	0	0	W	20-17
10/02	Titans	P	0	0	0	0	0	0	0	0	0	0	0	0	0	0	0	0	0	0	0	0	0	0	0	L	17-24
10/06	at Broncos	P	0	0	0	0	0	0	0	0	0	0	0	0	0	0	0	0	0	0	0	0	0	0	0	W	12-9+
10/16	Jaguars	P	0	0	0	0	0	0	0	0	0	0	0	0	0	0	0	0	0	0	0	0	0	0	0	W	34-27
10/23	at Titans	P	0	0	0	0	0	0	0	0	0	0	0	0	0	0	0	0	0	0	0	0	0	0	0	L	10-19
10/30	Commanders	P	0	0	0	0	0	0	0	0	0	0	0	0	0	0	0	0	0	0	0	0	0	0	0	L	16-17
11/06	at Patriots	P	0	0	0	0	0	0	0	0	0	0	0	0	0	0	0	0	1	1	0	0	0	0	0	L	3-26
11/13	at Raiders	P	0	0	0	0	0	0	0	0	0	0	0	0	0	0	0	0	1	1	0	0	0	0	0	W	25-20
11/20	Eagles	P	0	0	0	0	0	0	0	0	0	0	0	0	0	0	0	0	0	0	0	0	0	0	0	L	16-17
11/28	Steelers	P	0	0	0	0	0	0	0	0	0	0	0	0	0	0	0	0	0	0	0	0	0	0	0	L	17-24
12/04	at Cowboys	P	0	0	0	0	0	0	0	0	0	0	0	0	0	0	0	0	0	0	0	0	0	0	0	L	19-54
12/17	at Vikings	P	0	0	0	0	0	0	0	0	0	0	0	0	0	0	0	0	0	0	0	0	0	0	0	L	36-39+
12/26	Chargers	P	0	0	0	0	0	0	0	0	0	0	0	0	0	0	0	0	0	0	0	0	0	0	0	L	3-20
01/01	at Giants	P	0	0	0	0	0	0	0	0	0	0	0	0	0	0	0	0	0	0	0	0	0	0	0	L	10-38
01/08	Texans	P	0	0	0	0	0	0	0	0	0	0	0	0	0	0	0	0	0	0	0	0	0	0	0	L	31-32
2022 TOTALS			17-0	0	0	0	0	0	0	0	0	0	0	0	0	0	0	0	3	2	1	0	0	0	0	0	4-12-1

+ - Overtime



2023 GAME-BY-GAME REGULAR-SEASON STATISTICS (COLTS)

DATE	OPPONENT	P/S	TACKLES							INTERCEPTIONS					FUMBLES			ST				MISC		W/L	SCORE		
			TK	S	A	SK	YDS	TFL	YDS	QBH	NO	YDS	LG	TD	PD	FF	FR	TD	YDS	TK	S	A	FF			FR	S
09/10	Jaguars	P	0	0	0	0	0	0	0	0	0	0	0	0	0	0	0	0	0	0	0	0	0	0	0	L	21-31
09/17	at Texans	P	0	0	0	0	0	0	0	0	0	0	0	0	0	0	0	0	0	0	0	0	0	0	0	W	31-20
09/24	at Ravens	P	0	0	0	0	0	0	0	0	0	0	0	0	0	0	0	0	0	0	0	0	0	0	0	W	22-19+
10/01	Rams	P	0	0	0	0	0	0	0	0	0	0	0	0	0	0	0	0	0	0	2	1	1	0	0	L	23-29+
10/08	Titans	P	0	0	0	0	0	0	0	0	0	0	0	0	0	0	0	0	0	0	0	0	0	0	0	W	23-16
10/15	at Jaguars	P	0	0	0	0	0	0	0	0	0	0	0	0	0	0	0	0	0	0	0	0	0	0	0	L	20-37
10/22	Browns	P	0	0	0	0	0	0	0	0	0	0	0	0	0	0	0	0	0	0	0	0	0	0	0	L	38-39
10/29	Saints	P	0	0	0	0	0	0	0	0	0	0	0	0	0	0	0	0	0	0	0	0	0	0	0	L	27-38
11/05	at Panthers	P	0	0	0	0	0	0	0	0	0	0	0	0	0	0	0	0	0	0	1	0	1	0	0	W	27-13
11/12	at Patriots	P	0	0	0	0	0	0	0	0	0	0	0	0	0	0	0	0	0	0	0	0	0	0	0	W	10-6
11/26	Buccaneers	P	0	0	0	0	0	0	0	0	0	0	0	0	0	0	0	0	0	0	0	0	0	0	0	W	27-20
12/03	at Titans	P	0	0	0	0	0	0	0	0	0	0	0	0	0	0	0	0	0	0	0	0	0	0	0	W	31-28+
12/10	at Bengals	P	0	0	0	0	0	0	0	0	0	0	0	0	0	0	0	0	0	0	0	0	0	0	0	L	14-34
12/16	Steelers	P	0	0	0	0	0	0	0	0	0	0	0	0	0	0	0	0	0	0	0	0	0	0	0	W	30-13
12/24	at Falcons	P	0	0	0	0	0	0	0	0	0	0	0	0	0	0	0	0	0	0	0	0	0	0	0	L	10-29
12/31	Raiders	P	0	0	0	0	0	0	0	0	0	0	0	0	0	0	0	0	0	0	0	0	0	0	0	W	23-20
01/06	Texans	P	0	0	0	0	0	0	0	0	0	0	0	0	0	0	0	0	0	0	0	0	0	0	0	L	19-23
2023 TOTALS		17-0	0	0	0	0	0	0	0	0	0	0	0	0	0	0	0	0	0	3	1	2	0	0	0	0	9-8

+ - Overtime

2024 GAME-BY-GAME REGULAR-SEASON STATISTICS (COLTS)

DATE	OPPONENT	P/S	TACKLES							INTERCEPTIONS					FUMBLES			ST				MISC		W/L	SCORE		
			TK	S	A	SK	YDS	TFL	YDS	QBH	NO	YDS	LG	TD	PD	FF	FR	TD	YDS	TK	S	A	FF			FR	S
09/08	Texans	P	0	0	0	0	0	0	0	0	0	0	0	0	0	0	0	0	0	0	0	0	0	0	0	L	27-29
09/15	at Packers	P	0	0	0	0	0	0	0	0	0	0	0	0	0	0	0	0	0	0	0	0	0	0	0	L	10-16
09/22	Bears	P	0	0	0	0	0	0	0	0	0	0	0	0	0	0	0	0	0	0	0	0	0	0	0	W	21-16
09/29	Steelers	P	0	0	0	0	0	0	0	0	0	0	0	0	0	0	0	0	0	0	0	0	0	0	0	W	27-24
10/06	at Jaguars	P	0	0	0	0	0	0	0	0	0	0	0	0	0	0	0	0	0	0	0	0	0	0	0	L	34-37
10/13	at Titans	P	0	0	0	0	0	0	0	0	0	0	0	0	0	0	0	0	0	0	0	0	0	0	0	W	20-17
10/20	Dolphins	P	0	0	0	0	0	0	0	0	0	0	0	0	0	0	0	0	0	0	0	0	0	0	0	W	16-10
10/27	at Texans	P	0	0	0	0	0	0	0	0	0	0	0	0	0	0	0	0	0	0	0	0	0	0	0	L	20-23
11/03	at Vikings	P	0	0	0	0	0	0	0	0	0	0	0	0	0	0	0	0	0	0	0	0	0	0	0	L	13-21
11/10	Bills	P	0	0	0	0	0	0	0	0	0	0	0	0	0	0	0	0	0	0	0	0	0	0	0	L	20-30
11/17	at Jets	P	0	0	0	0	0	0	0	0	0	0	0	0	0	0	0	0	0	0	0	0	0	0	0	W	28-27
11/24	Lions	P	0	0	0	0	0	0	0	0	0	0	0	0	0	0	0	0	0	0	1	1	0	0	0	L	6-24
12/01	at Patriots	P	0	0	0	0	0	0	0	0	0	0	0	0	0	0	0	0	0	0	1	1	0	0	0	W	25-24
12/15	at Broncos	P	0	0	0	0	0	0	0	0	0	0	0	0	0	0	0	0	0	0	0	0	0	0	0	L	13-31
12/22	Titans	P	0	0	0	0	0	0	0	0	0	0	0	0	0	0	0	0	0	0	0	0	0	0	0	W	38-30
12/29	at Giants	P	0	0	0	0	0	0	0	0	0	0	0	0	0	0	0	0	0	0	0	0	0	0	0	L	33-45
01/05	Jaguars	P	0	0	0	0	0	0	0	0	0	0	0	0	0	0	0	0	0	0	0	0	0	0	0	W	26-23+
2024 TOTALS		17-0	0	0	0	0	0	0	0	0	0	0	0	0	0	0	0	0	0	2	2	0	0	0	0	0	8-9

+ - Overtime

2025 GAME-BY-GAME REGULAR-SEASON STATISTICS (COLTS)

DATE	OPPONENT	P/S	TACKLES							INTERCEPTIONS					FUMBLES			ST				MISC		W/L	SCORE		
			TK	S	A	SK	YDS	TFL	YDS	QBH	NO	YDS	LG	TD	PD	FF	FR	TD	YDS	TK	S	A	FF			FR	S
09/07	Dolphins	P	0	0	0	0	0	0	0	0	0	0	0	0	0	0	0	0	0	0	0	0	0	0	0	W	33-8
09/14	Broncos	P	0	0	0	0	0	0	0	0	0	0	0	0	0	0	0	0	0	0	0	0	0	0	0	W	29-28
09/21	at Titans	P	0	0	0	0	0	0	0	0	0	0	0	0	0	0	0	0	0	0	0	0	0	0	0	W	41-20
09/28	at Rams	P	0	0	0	0	0	0	0	0	0	0	0	0	0	0	0	0	0	0	0	0	0	0	0	L	20-27
10/05	Raiders	P	0	0	0	0	0	0	0	0	0	0	0	0	0	0	0	0	0	0	0	0	0	0	0	W	40-6
10/12	Cardinals	P	0	0	0	0	0	0	0	0	0	0	0	0	0	0	0	0	0	0	0	0	0	0	0	W	31-27
2025 TOTALS		6-0	0	0	0	0	0	0	0	0	0	0	0	0	0	0	0	0	0	0	0	0	0	0	0	0	5-1

2018 GAME-BY-GAME POSTSEASON STATISTICS (COLTS)

DATE	OPPONENT	P/S	TACKLES							INTERCEPTIONS					FUMBLES			ST				MISC		W/L	SCORE		
			TK	S	A	SK	YDS	TFL	YDS	QBH	NO	YDS	LG	TD	PD	FF	FR	TD	YDS	TK	S	A	FF			FR	S
01/05	at Texans	P	0	0	0	0	0	0	0	0	0	0	0	0	0	0	0	0	0	0	0	0	0	0	0	W	21-7
01/12	at Chiefs	P	0	0	0	0	0	0	0	0	0	0	0	0	0	0	0	0	0	0	0	0	0	0	0	L	13-31
2018 TOTALS		2-0	0	0	0	0	0	0	0	0	0	0	0	0	0	0	0	0	0	0	0	0	0	0	0	1-1	



2020 GAME-BY-GAME POSTSEASON STATISTICS (COLTS)

DATE	OPPONENT	P/S	TACKLES							INTERCEPTIONS				FUMBLES			ST			MISC		SCORE						
			TK	S	A	SK	YDS	TFL	YDS	QBH	NO	YDS	LG	TD	PD	FF	FR	TD	YDS	TK	S		A	FF	FR	S	A	W/L
01/09	at Bills	P	0	0	0	0.0	0.0	0	0	0	0	0	0	0	0	0	0	0	0	0	0	0	0	0	0	0	L	24-27
2020 TOTALS		1-0	0	0	0	0.0	0.0	0	0	0	0	0	0	0	0	0	0	0	0	0	0	0	0	0	0	0	0-1	

RIGOBERTO SANCHEZ

PUNTER
(REE-GO-BEAR-TOE)

8

6-0 195 LBS

NFL EXP: 9

(9TH YEAR WITH THE COLTS)

BORN: 9/8/94



**COLLEGE:
HAWAII**

4TH-AND-SHORT

- In his first eight seasons, he totaled 437 punts for 20,242 yards (46.3 avg./41.8 net avg.) with 164 pinned inside the 20-yard line. Also contributed 244 kickoff touchbacks.
- Set the franchise single-season punt average record (49.7) in 2024.
- Recipient of the Colts' 2020 Ed Block Courage Award.
- Owns franchise rookie records in total punts (84) and punt yards (3,764).
- Set the franchise record for longest punt (79 yards) in 2021.

DOWN THE STRETCH

Who was your childhood sports idol:

Ronaldinho, for sure. Just the way he danced with the ball and scored his free kicks. I'd love to meet him some day.

What are your hobbies off the field: Playing pool, fishing and playing/watching soccer.

What is the weirdest food you've ever tried:

Musubi. It is super popular in Hawaii – kind of what hot dogs and corn dogs are to the mainland. It's a little block that's half rice and half sausage. I tried it, but it was a one-time thing for me.

If you could have lunch with three people, who would they be: Ronaldinho, Adam Vinatieri and Lionel Messi

Pregame ritual: I say a prayer of thanks.

What is your proudest moment outside of football:

Graduating from the University of Hawaii in the spring of 2018. I had to take online classes to get it done.

What is your most memorable game played:

Playing in the Buffalo snow as a rookie and having a punt stick at the one-yard line.

Signed by the Colts as an undrafted free agent on May 4, 2017.

 @RIGOJ1088

 @RJSANCHEZ

RIGOBERTO SANCHEZ

PUNTER
(REE-GO-BEAR-TOE)

8

2020 ED BLOCK COURAGE AWARD WINNER

The Wednesday before Thanksgiving in 2020, Sanchez had a normal practice, but something didn't feel right. He usually is one to play through any aches and pains, but he mentioned it to a special teams coach who pointed him to the medical staff. They recommended doing MRIs, and then something completely unexpected was found. Sanchez was informed he had a cancerous tumor, and that it needed to be removed. Even though he was shocked by this unexpected turn, he still went on to play the game against the Titans the following Sunday because he didn't want to let his teammates down. He had surgery the following Tuesday to remove the tumor, and days after that the doctors informed him that it hadn't spread and he was cancer free. He missed two games, but was able to return and finish the season with the team. Sanchez was voted as the Colts' Ed Block Courage Award winner for the way he attacked the entire process. "I've always admired the people around the league who have made the list and I'm blessed to be one of the 32 recipients," Sanchez said. "I'm thankful for everyone who categorized me for this distinguished award. Just know, to always keep going and be the change."



SURPASSING ELAM

At Hawaii, Sanchez served as the team's punter, placekicker and kickoff specialist. In the 2016 season, he went a perfect 13-of-13 on his field goal attempts (100.0 percent), breaking the school's single-season mark set by Jason Elam in 1989 (90.9 percent). Sanchez's career mark of 87.5 percent on field goals topped Elam's former record of 79.0 percent and Sanchez's career 44.8 punting average leapfrogged Elam's former record of 43.5 yards per punt.

Before starting an NFL career that spanned 15 seasons and included three Associated Press First Team All-Pro

honors and two Super Bowl championships, Elam scored the third-most points in NCAA history (397) and tied for the second-most field goals made (79). In the NFL, Elam notched a then-record 63-yard field goal and owns nearly every career kicking record in Denver Broncos history.



FORK IN THE ROAD

While soccer was Sanchez's first love, he obliged to a friend's request to give football a try. After converting a 30-yard field goal attempt on his first ever kick in practice as a high school sophomore, Sanchez propelled a football career that left him with a major decision to make prior to entering college. With opportunities to play either soccer or football at the junior college level, Sanchez passed on pursuing his first love and pursued a football career that has since seen him excel at the NCAA FBS and NFL levels. As a high school student, Sanchez set numerous goals to push him and drive him to excellence, both in the classroom and in athletics. When Sanchez, a captain at Hamilton (Calif.) High School, was progressing as a promising soccer player, he set a goal to represent the U.S. in the 2018 FIFA World Cup in Russia. He specifically targeted the 2018 FIFA World Cup in Russia because he felt it would give him enough time to develop and make an impression to the United States Men's National Team, but his soccer dreams shifted to football ambitions by the end of his high school career.



HISPANIC HERITAGE

Sanchez grew up in his household speaking Spanish with his mom and dad and is still fluent in the language today. He still tries to speak it today, and communicates in Spanish with his wife here and there. He tries to keep up with it because he wants to teach it to his kids. Both of his parents are from Mexico and when they were around the age of 15, they came to the United States. His mom is from Guanajuato and his dad is from Michoacán. Being one of a few players with a hispanic heritage, he says it motivates him and he is proud to represent them. At the Colts Hispanic Heritage Month Youth Football Camp in 2018, he was excited to engage with the kids. "I was talking to them in English and then started talking to them in Spanish and asked who spoke Spanish. They all raised their hands and it was a pretty cool thing to watch. They were all excited to talk with me in Spanish."




X @RIGOJI088

IG @RJSANCHEZ

RIGOBERTO SANCHEZ

PUNTER
(REE-GO-BEAR-TOE)

8



FROM BUTTE TO THE BIG LEAGUES

Sanchez is not the only Chico, Calif., native to go through Butte College en route to launching a professional sports career. Sanchez attended Hamilton (Calif.) High School and his graduation class was only 73 students. The only other professional athlete to ever come out of Hamilton is Kyle Lohse, who split 16 Major League Baseball seasons with Minnesota, Cincinnati, Philadelphia, St. Louis, Milwaukee and Texas. Like Sanchez, Lohse went from Hamilton to Butte College, a junior college that participates in the California Community College Athletic Association. Roughly 12 miles from Hamilton lays Pleasant Valley High School, which produced Jets quarterback Aaron Rodgers. Rodgers also attended Butte College to keep his professional sports ambitions alive. Following their tenures at Butte, Sanchez transferred to the University of Hawaii, Rodgers transferred to the University of California and Lohse entered the MLB.

AFC SPECIAL TEAMS PLAYER OF THE WEEK | 2024

Sanchez was named AFC Special Teams Player of the Week for Week 6 of 2024. In the Colts' 20-17 win against the Tennessee Titans, Sanchez registered five punts for 271 yards (54.2 avg./48.4 net avg.) with three pinned inside the 20-yard line. He set a single-game career-high in punting average (minimum three punts). Sanchez pinned Tennessee at its own three-yard line late in the fourth quarter to help preserve the victory. This marks his third Player of the Week honors (Weeks 4 and 7 in 2021), which is the most by a punter in Colts history.



2X AFC SPECIAL TEAMS PLAYER OF THE WEEK | 2021

In 2021, Sanchez has earned AFC Special Teams Player of the Week twice for his performances in Week 4 at Miami and Week 7 at San Francisco. In Week 7, he registered a 79-yard punt, which is the longest punt in franchise history. Sanchez became the first Indianapolis player to earn multiple AFC Special Teams Player of the Week honors in the same season since Adam Vinatieri in 2013 (Weeks 11 and 17).



X @RIGOJI088

IG @RJSANCHEZ

NFL HIGHLIGHTS

CAREER

- In nine seasons with the Colts (2017-25), he has competed in 119 games and has totaled 447 punts for 20,763 yards (46.4 avg./41.9 net avg.) with 170 pinned inside the 20-yard line. Also contributed with 246 kickoff touchbacks. Has seen action in three postseason contests and recorded 13 punts for 559 yards (43.0 avg./41.0 net avg.) with six pinned inside the 20-yard line. He owns the franchise record for the single-season gross average (49.7) and longest punt (79 yards), along with team rookie records for total punts (84) and punt yards (3,764).

2025 SEASON (COLTS)

- Has appeared in six games and has tallied 10 punts for 521 yards (52.1 avg./48.1 net avg.) as well as two touchbacks on six kickoffs.

2024 SEASON (COLTS)

- In 2024, he appeared in 17 games and registered 68 punts for 3,382 yards (49.7 avg./42.6 net avg.) with 27 pinned inside the 20-yard line. His career-best gross average (49.7) also marked the highest in single-season team history. In Week 1 vs. HOU, he tallied three punts for 152 yards (50.7 avg./50.7 net avg.) with all three inside the 20-yard line. In Week 3 vs. CHI, he recorded five punts for 245 yards (49.0 avg./48.2 net avg.) with all pinned inside the 20-yard line. In Week 5 at JAX, he tallied four punts for 210 yards (52.5 avg./35.5 net avg.) with two pinned inside the 20-yard line. He registered two punts of at least 60 yards, one of which was his season-long of 65 yards. In Week 6 at TEN, he recorded five punts for 271 yards (54.2 avg./48.4 net avg.) with three pinned inside the 20-yard line. It marked his single-game career-high punting average (minimum three punts). In Week 12 vs. DET, he totaled six punts for 317 yards (52.8 avg./45.3 net avg.) with two pinned inside the 20-yard line. In Week 15 at DEN, he registered five punts for 259 yards (51.8 avg./32.4 net avg.). He passed Rohn Stark (16) for the second-most 50.0 average games (min. three punts) in franchise history. In Week 18 vs. JAX, he registered four punts for 200 yards (50.0 avg./46.3 net avg.) with three pinned inside the 20-yard line.

2023 SEASON (COLTS)

- In 2023, he appeared in all 17 games and tallied 68 punts for 3,281 yards (48.3 avg./42.3 net avg.) with 21 pinned inside the 20-yard line. He did not record a touchback for the first time in his career and was the only punter in the NFL this season (minimum 45 punts) to not land a ball in the end zone. In Week 7 vs. CLE, he tallied five punts for 260 yards (52.0 avg./47.6 net avg.) with one pinned inside the 20-yard line. He passed Chris Gardocki and David Lee (nine) for the fourth-most games with a 50.0+ punting average in franchise history. In Week 9 at CAR, he tallied five punts

for 241 yards (48.2 avg./41.8 net avg.) with three pinned inside the 20-yard line. In Week 10 at NE, he recorded five punts for 224 yards (44.8 avg./44.8 net avg.) with four pinned inside the 20-yard line. His four punts downed inside the 20-yard line are the most by a Colts player since he did it in Week 7 of 2017 vs. Jacksonville.

2022 SEASON (COLTS)

- Spent the entire 2022 season on the Injured Reserve list.

2021 SEASON (COLTS)

- In 2021, he appeared in all 17 games and tallied 59 punts for 2,627 yards (44.5 avg./39.7 net avg.) with 24 downed inside the 20-yard line. In Week 4 at MIA, he was named AFC Special Teams Player of the Week after he tallied four punts for 200 yards (50.0 avg./46.8 net avg.) with two punts pinned inside the 20-yard line and tied Chris Gardocki and David Lee (nine) for the fourth-most games with a 50.0-plus punting average in franchise history. In Week 7 at SF, he earned AFC Special Teams Player of the Week honors after he tallied six punts for 273 yards (45.5 avg./38.7 net avg.) with two punts pinned inside the 20-yard line. He registered a 79-yard punt in the second quarter, which is the longest punt in franchise history.

2020 SEASON (COLTS)

- Saw action in 14 games in 2020 and recorded 42 punts for 1,940 yards (46.2 avg./40.0 net avg.) with 18 punts pinned inside the 20-yard line. In Week 2 vs. MIN, he pinned a 39-yard punt at the two-yard line that led to an Indianapolis safety. In Week 3 vs. NYJ, he had four punts for 175 yards (43.8 avg.) with three kicks pinned inside of the 10-yard line. In Week 5 at CLE, he had one punt for 54 yards with one downed inside the 20-yard line. With one punt inside the 20-yard line, he passed Chris Gardocki (80) for the fourth-most punts inside the 20-yard line in franchise history. In Week 8 at DET, he had four punts for 184 yards (46.0 avg.) with three downed inside the 20-yard line. In Week 11 vs. GB, he recorded two punts for 71 yards with two downed inside the 20-yard line. Competed in one postseason contest and recorded two punts for 73 yards (36.5 avg.) with two pinned inside the 20-yard line.

2019 SEASON (COLTS)

- In 2019, appeared in all 16 games and had 59 punts for 2,619 yards (44.4 avg./41.2 net avg.) and 22 pinned inside the 20. Also added 60 kickoff touchbacks.

2018 SEASON (COLTS)

- Appearing in all 16 games in 2018, he had 57 punts for 2,629 yards (46.1 avg./42.7 net avg.) and 24 punts downed inside the 20-yard line. Also totaled 59 kickoff touchbacks. He ranked third in the NFL (first in the AFC) in net punting average, ninth in punting average and fifth in kickoff touchbacks. In two postseason contests, he punted 11 times for 486 yards (44.2 avg./41.8

RIGOBERTO SANCHEZ

PUNTER
(FREE-GO-BEAR-TOE)

8

net avg.) and downed four punts inside the 20-yard line. He also had four kickoff touchbacks.

2017 SEASON (COLTS)

- In his 2017 rookie season, he competed in all 16 games and totaled 84 punts for 3,764 yards (44.8 avg./42.6 net avg.) with 28 kicks pinned inside the 20-yard line. Also contributed with 46 kickoff touchbacks. He set the NFL record for net punting average (42.6) by a rookie punter. His total ranked fourth in the NFL in 2017. Was named to the 2017 PFWA All-Rookie team.

COLLEGE

- Played in 26 games in two seasons (2015-16) at Hawaii. Over his career with the Warriors, served as the team's punter, kicker and kickoff specialist.
- Converted 21-of-24 field goal attempts (87.5 percent) with a long of 55 yards. Compiled 144 punts for 6,457 yards (44.8 avg.) with 49 punts inside the 20-yard line and 45 punts of 50-plus yards. Recorded 39 touchbacks on 93 kickoffs.
- Set Hawaii's career punting average record (44.8).
- Received All-Mountain West Honorable Mention recognition twice (2015 and 2016) and participated in the NFLPA Collegiate Bowl.
- In 2016, appeared in all 14 games and was a perfect 13-for-13 on field goals, breaking Jason Elam's single-season field goal percentage record. Selected to the team's leadership council and received the Coach Dick Tomey Special Teams MVP Award at the annual Na Koa football banquet.
- Named Mountain West Special Teams Player of the Week on Oct. 10, following his six-punt, two-field goal performance at San Jose State.
- Saw action in 12 games in 2015 and was one of only five athletes nationally who handled all four kicking duties for their program. Earned Hawaii's Special Teams Player of the Year award.
- In 2015, punted 74 times for 3,335 yards, the second-most season punt yards and fifth-most punts on record at Hawaii. Averaged 45.1 yards per punt, the fourth-best single-season average in school history. His punting average also ranked third in the Mountain West and 13th nationally.
- Tied the fifth-longest punt in Warriors history with a 73-yarder against Air Force, highlighting a 52.0 yards per punt performance which earned him Ray Guy Punter of the Week honors nationally.

- Prior to Hawaii, played two seasons at Butte College in California. Was named a First Team All-California Region I selection and set a school record for career field goals (22) and the longest converted field goal (54 yards).
- Was second in the California Community College Athletic Association (CCCCAA) in scoring in 2013 with 109 points, putting up school records of 76-for-77 on extra points and 11 field goals.
- Made 43-of-44 PATs with 11 field goals in 2012.

PERSONAL

- Attended Hamilton High School in Hamilton City, Calif.
- Combined for 10 made field goals between his junior and senior campaigns, with 50-of-59 PATs. Made a long field goal of 57 yards.
- Named to the MaxPreps California Division IV First Team All-State as a 2012 senior and earned First Team All-Northern Section honors.
- Also lettered twice in soccer and earned All-League honors.
- Was a merit roll student.
- Helped with a Colts Hispanic Heritage Month Youth Football Camp in 2018 and 2019.
- Hosted his first annual Rigo Sanchez Football Camp at his alma mater, Hamilton High School, in the summer of 2019. The free football camp was provided to more than 200 kids.
- Participated in the NFL's My Cause My Cleats initiative and represented the American Cancer Society (2021-23), the National Alliance of Mental Illness (2020), the Lupus Foundation of America (2019) and the Lung Cancer Foundation of America (2017-18)
- In 2020, he participated in a Colts' mobile pantry distribution as part of the No One Runs on Empty program.
- Participated in the Colts Horseshoe Helping event in 2019.
- Named the 2020 recipient of the Colts' Ed Block Courage Award.
- Studied sociology at Hawaii.
- Married to his wife, Cynthia, and they have two daughters, Bali and Italia.
- A native of Chico, Calif.

TRANSACTIONS

- Signed by the Colts as an undrafted free agent on May 4, 2017.

X @RIGOJ1088

IG @RJSANCHEZ

RIGOBERTO SANCHEZ

PUNTER
(REE-GO-BEAR-TOE)

8

RIGOBERTO SANCHEZ'S - NFL REGULAR SEASON STATISTICS

DATE	TEAM	GP	NO.	YDS.	AVG.	OPP. RET.	YDS.	NET YDS.	AVG.	TB	IN20	LG	BK
2017	Colts	16	84	3,764	44.8	19	80	3,624	42.6	3	28	61	1
2018	Colts	16	57	2,629	46.1	21	93	2,436	42.7	5	24	63	0
2019	Colts	16	59	2,619	44.4	28	166	2,433	41.2	1	22	60	0
2020	Colts	14	42	1,940	46.2	23	141	1,719	40.0	4	18	60	1
2021	Colts	17	59	2,627	44.5	28	267	2,340	39.7	1	24	79	0
2022	Colts	0	0	0	0.0	0	0	0	0.0	0		0	0
2023	Colts	17	68	3,281	48.3	38	360	2,921	42.3	0	21	69	1
2024	Colts	17	68	3,382	49.7	32	405	2,897	42.6	4	27	65	0
2025	Colts	6	10	521	52.1	3	20	481	48.1	1	6	57	0
TOTALS		119	447	20,763	46.4	192	1,532	18,851	41.9	19	170	79	3

RIGOBERTO SANCHEZ'S - NFL POSTSEASON STATISTICS

DATE	TEAM	GP	NO.	YDS.	AVG.	OPP. RET.	YDS.	NET YDS.	AVG.	TB	IN20	LG	BK
2018	Colts	2	11	486	44.2	5	6	460	41.8	1	4	57	0
2020	Colts	1	2	73	36.5	0	0	73	36.5	0	2	37	0
TOTALS		3	13	559	43.0	5	6	533	41.0	1	6	57	0

SINGLE-GAME HIGHS: PUNTER

Punts	7 vs. Miami Dolphins, Oct 20, 2024 ...7 more at 7.	Net Punting Avg	52.3 at Los Angeles Rams, Sep 28, 2025 50.7 vs. Houston Texans, Sep 08, 2024 48.7 vs. Las Vegas Raiders, Dec 31, 2023
Gross Punting Yards	337 vs. Miami Dolphins, Oct 20, 2024 328 vs. Pittsburgh Steelers, Nov 12, 2017 325 at Baltimore Ravens, Sep 24, 2023	Longest Punts	79 at San Francisco 49ers, Oct 24, 2021 69 at New England Patriots, Nov 12, 2023 65 at Jacksonville Jaguars, Oct 06, 2024
Gross Punting Avg	55.0 vs. Arizona Cardinals, Oct 12, 2025 54.2 at Tennessee Titans, Oct 13, 2024 54.0 vs. Houston Texans, Jan 06, 2024	Inside the 20	5 vs. Chicago Bears, Sep 22, 2024 4 at New England Patriots, Nov 12, 2023 ...2 more at 4.
Net Punting Yards	321 vs. Pittsburgh Steelers, Nov 12, 2017 314 vs. Jacksonville Jaguars, Oct 22, 2017 300 vs. Cleveland Browns, Sep 24, 2017	Special Teams Tackles	2 vs. Las Vegas Raiders, Jan 02, 2022 1 at San Francisco 49ers, Oct 24, 2021 ...3 more at 1.

SINGLE-GAME HIGHS - POSTSEASON: PUNTER

Punts	7 at Kansas City Chiefs, Jan 12, 2019 4 at Houston Texans, Jan 05, 2019 2 at Buffalo Bills, Jan 09, 2021	Net Punting Avg	44.6 at Kansas City Chiefs, Jan 12, 2019 37.0 at Houston Texans, Jan 05, 2019
Gross Punting Yards	338 at Kansas City Chiefs, Jan 12, 2019 148 at Houston Texans, Jan 05, 2019 73 at Buffalo Bills, Jan 09, 2021	Longest Punts	57 at Kansas City Chiefs, Jan 12, 2019 44 at Houston Texans, Jan 05, 2019 37 at Buffalo Bills, Jan 09, 2021
Gross Punting Avg	48.3 at Kansas City Chiefs, Jan 12, 2019 37.0 at Houston Texans, Jan 05, 2019	Inside the 20	2 at Buffalo Bills, Jan 09, 2021 ...2 more at 2.
Net Punting Yards	312 at Kansas City Chiefs, Jan 12, 2019 148 at Houston Texans, Jan 05, 2019 73 at Buffalo Bills, Jan 09, 2021		

RIGOBERTO SANCHEZ

PUNTER
(REE-GO-BEAR-TOE)

8

2017 GAME-BY-GAME REGULAR-SEASON STATISTICS (COLTS)

DATE	OPPONENT		NO.	YDS.	AVG.	OPP. RET.	YDS.	NET YDS.	AVG	TB	IN20	LG	BK	W/L	SCORE
09/10	at Rams	P	6	302	50.3	3	15	287	47.8	0	2	53	0	L	9-46
09/17	Cardinals	P	7	303	43.3	1	6	297	42.4	0	3	53	0	L	13-16+
09/24	Browns	P	7	320	45.7	1	0	300	42.9	1	2	51	0	W	31-28
10/01	at Seahawks	P	6	250	41.7	0	0	250	41.7	0	2	61	0	L	18-46
10/08	49ers	P	4	191	47.8	1	0	191	47.8	0	4	56	0	W	26-23+
10/16	at Titans	P	3	160	53.3	2	15	145	48.3	0	0	58	0	L	22-36
10/22	Jaguars	P	7	314	44.9	0	0	314	44.9	0	4	58	0	L	0-27
10/29	at Bengals	P	4	183	45.8	3	29	154	38.8	0	0	51	1	L	23-24
11/05	at Texans	P	6	249	41.5	2	4	245	40.8	0	1	50	0	W	20-14
11/12	Steelers	P	7	328	46.9	1	7	321	45.9	0	2	59	0	L	17-20
11/26	Titans	P	5	235	47.0	2	7	228	45.6	0	1	54	0	L	16-20
12/03	at Jaguars	P	4	187	46.8	0	0	187	41.8	1	0	56	0	L	10-30
12/10	at Bills	P	7	269	38.4	0	0	249	35.6	1	2	47	0	L	7-13+
12/14	Broncos	P	4	164	41.0	1	0	164	41.0	0	2	47	0	L	13-25
12/23	at Ravens	P	2	74	37.0	1	0	74	37.0	0	0	38	0	L	16-23
12/31	Texans	P	5	235	47.0	1	-3	238	47.6	0	3	50	0	W	22-13
2017 TOTALS			16	84	3,764	44.8	19	80	3,624	42.6	3	28	61	1	4-12

+ - Overtime

2018 GAME-BY-GAME REGULAR-SEASON STATISTICS (COLTS)

DATE	OPPONENT		NO.	YDS.	AVG.	OPP. RET.	YDS.	NET YDS.	AVG	TB	IN20	LG	BK	W/L	SCORE
09/09	Bengals	P	2	95	47.5	1	-1	96	48.0	0	0	49	0	L	23-34
09/16	at Redskins	P	5	235	47.0	1	6	209	41.8	1	1	59	0	W	21-9
09/23	at Eagles	P	5	222	44.4	4	4	218	43.6	0	2	53	0	L	16-20
09/30	Texans	P	5	220	44.0	2	20	200	40.0	0	2	57	0	L	34-37+
10/04	at Patriots	P	3	142	47.3	2	20	122	40.7	0	1	51	0	L	24-38
10/14	at Jets	P	2	93	46.5	1	6	87	43.5	0	0	48	0	L	34-42
10/21	Bills	P	4	188	47.0	0	0	188	47.0	0	2	61	0	W	37-5
10/28	at Raiders	P	1	46	46.0	1	-1	47	47.0	0	0	46	0	W	42-28
11/11	Jaguars	P	3	138	46.0	1	1	137	45.7	0	1	52	0	W	29-26
11/18	Titans	P	3	142	47.3	0	0	142	47.3	0	3	53	0	W	38-10
11/25	Dolphins	P	3	103	34.3	1	0	103	34.3	0	1	49	0	W	27-24
12/02	at Jaguars	P	6	298	49.7	1	8	250	41.7	2	3	57	0	L	0-6
12/09	at Texans	P	6	278	46.3	2	18	220	36.7	2	2	55	0	W	24-21
12/16	Cowboys	P	1	52	52.0	1	2	50	50.0	0	1	52	0	W	23-0
12/23	Giants	P	4	186	46.5	1	0	186	46.5	0	3	63	0	W	28-27
12/30	at Titans	P	4	191	47.8	2	10	181	45.3	0	2	57	0	W	33-17
2018 TOTALS			16	57	2,629	46.1	21	93	2,436	42.7	5	24	63	0	10-6

+ - Overtime

2019 GAME-BY-GAME REGULAR-SEASON STATISTICS (COLTS)

DATE	OPPONENT		NO.	YDS.	AVG.	OPP. RET.	YDS.	NET YDS.	AVG	TB	IN20	LG	BK	W/L	SCORE
09/08	at Chargers	P	3	108	36.0	1	0	108	36.0	0	0	49	0	L	24-30+
09/15	at Titans	P	5	248	49.6	2	26	202	40.4	1	1	60	0	W	19-17
09/22	Falcons	P	1	53	53.0	1	10	43	43.0	0	0	53	0	W	27-24
09/29	Raiders	P	4	186	46.5	2	4	182	45.5	0	2	55	0	L	24-31
10/06	at Chiefs	P	3	123	41.0	2	1	122	40.7	0	1	49	0	W	19-13
10/20	Texans	P	4	174	43.5	1	3	171	42.8	0	2	48	0	W	30-23
10/27	Broncos	P	5	232	46.4	3	22	210	42.0	0	2	58	0	W	15-13
11/03	at Steelers	P	3	135	45.0	1	0	135	45.0	0	1	48	0	L	24-26
11/10	Dolphins	P	4	172	43.0	2	16	156	39.0	0	1	54	0	L	12-16
11/17	Jaguars	P	3	129	43.0	1	0	129	43.0	0	0	44	0	W	33-13
11/21	at Texans	P	5	239	47.8	2	23	216	43.2	0	3	52	0	L	17-20
12/01	Titans	P	3	148	49.3	2	8	140	46.7	0	1	51	0	L	17-31
12/08	at Buccaneers	P	4	177	44.3	2	3	174	43.5	0	2	51	0	L	35-38
12/16	at Saints	P	6	222	37.0	3	29	193	32.2	0	2	50	0	L	7-34
12/22	Panthers	P	3	140	46.7	2	16	124	41.3	0	1	53	0	W	38-6
12/29	at Jaguars	P	3	133	44.3	1	5	128	42.7	0	3	54	0	L	20-38
2019 TOTALS			16	59	2,619	44.4	28	166	2,433	41.2	1	22	60	0	7-9

+ - Overtime

RIGOBERTO SANCHEZ

PUNTER
(REE-GO-BEAR-TOE)

8

2020 GAME-BY-GAME REGULAR-SEASON STATISTICS (COLTS)

DATE	OPPONENT		NO.	YDS.	AVG.	OPP. RET.	YDS.	NET YDS.	AVG	TB	IN20	LG	BK	W/L	SCORE
09/13	at Jaguars	P	0	0	0.0	0	0	0	0.0	0	0	0	0	L	20-27
09/20	Vikings	P	2	87	43.5	0	0	87	43.5	0	1	48	0	W	28-11
09/27	Jets	P	4	175	43.8	0	0	175	43.8	0	3	50	0	W	36-7
10/04	at Bears	P	5	252	50.4	3	18	214	42.8	1	2	60	0	W	19-11
10/11	at Browns	P	1	54	54.0	1	5	49	49.0	0	1	54	0	L	23-32
10/18	Bengals	P	3	137	45.7	2	12	125	41.7	0	1	51	0	W	31-27
11/01	at Lions	P	4	184	46.0	1	2	182	36.4	0	3	51	1	W	41-21
11/08	Ravens	P	4	204	51.0	2	13	151	37.8	2	0	59	0	L	10-24
11/12	at Titans	P	1	46	46.0	1	2	44	44.0	0	1	46	0	W	34-17
11/22	Packers	P	2	71	35.5	0	0	71	35.5	0	2	38	0	W	34-31+
11/29	Titans	P	5	254	50.8	4	52	202	40.4	0	1	58	0	L	26-45
12/06	at Texans							INACTIVE						W	26-20
12/13	at Raiders							INACTIVE						W	44-27
12/20	Texans	P	2	91	45.5	0	0	91	45.5	0	1	47	0	W	27-20
12/27	at Steelers	P	5	212	42.4	3	21	191	38.2	0	1	51	0	L	24-28
01/03	Jaguars	P	4	173	43.3	2	16	137	34.3	1	1	53	0	W	28-14
2020 TOTALS			14	42	1,940	46.2	19	141	1,719	40.0	4	18	60	1	11-5

+ - Overtime

2021 GAME-BY-GAME REGULAR-SEASON STATISTICS (COLTS)

DATE	OPPONENT		NO.	YDS.	AVG.	OPP. RET.	YDS.	NET YDS.	AVG	TB	IN20	LG	BK	W/L	SCORE
09/12	Seahawks	P	4	187	46.8	2	15	172	43.0	0	1	52	0	L	16-28
09/19	Rams	P	2	85	42.5	1	0	85	42.5	0	1	45	0	L	24-27
09/26	at Titans	P	4	197	49.3	3	44	153	38.3	0	1	56	0	L	16-25
10/03	at Dolphins	P	4	200	50.0	3	13	187	46.8	0	2	57	0	W	27-17
10/11	at Ravens	P	2	90	45.0	1	0	90	45.0	0	1	52	0	L	25-31+
10/17	Texans	P	5	217	43.4	1	3	214	42.8	0	2	50	0	W	31-3
10/24	at 49ers	P	6	273	45.5	3	21	232	38.7	1	2	79	0	W	30-18
10/31	Titans	P	4	182	45.5	2	21	161	40.3	0	2	63	0	L	31-34+
11/04	Jets	P	2	85	42.5	0	0	85	42.5	0	1	47	0	W	45-30
11/14	Jaguars	P	7	319	45.6	4	30	289	41.3	0	1	55	0	W	23-17
11/21	at Bills	P	1	31	31.0	0	0	31	31.0	0	1	31	0	W	41-15
11/28	Buccaneers	P	3	134	44.7	2	3	131	43.7	0	2	47	0	L	31-38
12/05	at Texans	P	3	124	41.3	1	4	120	40.0	0	3	43	0	W	31-0
12/18	Patriots	P	2	87	43.5	1	1	86	43.0	0	1	46	0	W	27-17
12/25	at Cardinals	P	3	115	38.3	1	48	67	22.3	0	2	44	0	W	22-16
01/02	Raiders	P	5	223	44.6	3	64	159	31.8	0	1	55	0	L	20-23
01/09	at Jaguars	P	2	78	39.0	0	0	78	39.0	0	0	45	0	L	11-26
2021 TOTALS			17	59	2,627	44.5	28	267	2,340	39.7	1	24	79	0	9-8

+ - Overtime

RIGOBERTO SANCHEZ

PUNTER
(REE-GO-BEAR-TOE)

8

2022 GAME-BY-GAME REGULAR-SEASON STATISTICS (COLTS)

DATE	OPPONENT	NO.	YDS.	AVG.	OPP. RET.	YDS.	NET YDS.	AVG	TB	IN20	LG	BK	W/L/T	SCORE
09/11	at Texans						INJURED RESERVE						T	20-20
09/18	at Jaguars						INJURED RESERVE						L	0-24
09/25	Chiefs						INJURED RESERVE						W	20-17
10/02	Titans						INJURED RESERVE						L	17-24
10/06	at Broncos						INJURED RESERVE						W	12-9+
10/16	Jaguars						INJURED RESERVE						W	34-27
10/23	at Titans						INJURED RESERVE						L	10-19
10/30	Commanders						INJURED RESERVE						L	16-17
11/06	at Patriots						INJURED RESERVE						L	3-26
11/13	at Raiders						INJURED RESERVE						W	25-20
11/20	Eagles						INJURED RESERVE						L	16-17
11/28	Steelers						INJURED RESERVE						L	17-24
12/04	at Cowboys						INJURED RESERVE						L	19-54
12/17	at Vikings						INJURED RESERVE						L	36-39+
12/26	Chargers						INJURED RESERVE						L	3-20
01/01	at Giants						INJURED RESERVE						L	10-38
01/08	Texans						INJURED RESERVE						L	31-32
2022 TOTALS		0	0	0	0.0	0	0	0.0	0	0	0	0	0	4-12-1

+ - Overtime

2023 GAME-BY-GAME REGULAR-SEASON STATISTICS (COLTS)

DATE	OPPONENT	NO.	YDS.	AVG.	OPP. RET.	YDS.	NET YDS.	AVG	TB	IN20	LG	BK	W/L	SCORE	
09/10	Jaguars	P	5	208	41.6	2	58	150	30.0	0	0	46	0	L	21-31
09/17	at Texans	P	5	220	44.0	2	20	200	40.0	0	2	51	0	W	31-20
09/24	at Ravens	P	7	325	46.4	4	45	280	40.0	0	3	54	0	W	22-19+
10/01	Rams	P	4	193	48.3	4	15	178	44.5	0	1	54	0	L	23-29+
10/08	Titans	P	1	50	50.0	1	12	38	38.0	0	1	50	0	W	23-16
10/15	at Jaguars	P	3	143	47.7	1	6	137	45.7	0	1	52	0	L	20-37
10/22	Browns	P	5	260	52.0	3	22	238	47.6	0	1	57	0	L	38-39
10/29	Saints	P	5	258	51.6	4	46	212	42.4	0	0	57	0	L	27-38
11/05	at Panthers	P	5	241	48.2	3	32	209	41.8	0	3	61	0	W	27-13
11/12	at Patriots	P	5	224	44.8	0	0	224	44.8	0	4	69	0	W	10-6
11/26	Buccaneers	P	2	94	47.0	0	0	94	47.0	0	0	53	0	W	27-20
12/03	at Titans	P	5	256	51.2	4	36	220	44.0	0	0	57	0	W	31-28+
12/10	at Bengals	P	4	194	48.5	3	12	182	45.5	0	2	55	0	L	14-34
12/16	Steelers	P	1	57	57.0	0	0	57	28.5	0	1	57	1	W	30-13
12/24	at Falcons	P	4	193	48.3	3	11	182	45.5	0	2	55	0	L	10-29
12/31	Raiders	P	3	149	49.7	1	3	146	48.7	0	0	51	0	W	23-20
01/06	Texans	P	4	216	54.0	3	42	174	43.5	0	0	63	0	L	19-23
2023 TOTALS		17	68	3,281	48.3	38	360	2,921	42.3	0	21	69	1	9-8	

+ - Overtime

RIGOBERTO SANCHEZ

PUNTER
(REE-GO-BEAR-TOE)

8

2024 GAME-BY-GAME REGULAR-SEASON STATISTICS (COLTS)

DATE	OPPONENT		NO.	YDS.	AVG.	OPP. RET.	YDS.	NET YDS.	AVG	TB	IN20	LG	BK	W/L	SCORE
09/08	Texans	P	3	152	50.7	0	0	152	50.7	0	3	58	0	L	27-29
09/15	at Packers	P	3	161	53.7	1	0	141	47.0	1	2	59	0	L	10-16
09/22	Bears	P	5	245	49.0	2	4	241	48.2	0	5	52	0	W	21-16
09/29	Steelers	P	4	170	42.5	1	30	140	35.0	0	2	58	0	W	27-24
10/06	at Jaguars	P	4	210	52.5	3	68	142	35.5	0	2	65	0	L	34-37
10/13	at Titans	P	5	271	54.2	2	9	242	48.4	1	3	60	0	W	20-17
10/20	Dolphins	P	7	337	48.1	2	18	299	42.7	1	0	55	0	W	16-10
10/27	at Texans	P	6	283	47.2	2	23	260	43.3	0	2	57	0	L	20-23
11/03	at Vikings	P	3	148	49.3	1	15	113	37.7	1	0	54	0	L	13-21
11/10	Bills	P	2	108	54.0	1	8	100	50.0	0	1	55	0	L	20-30
11/17	at Jets	P	4	200	50.0	3	19	181	45.3	0	0	58	0	W	28-27
11/24	Lions	P	6	317	52.8	4	45	272	45.3	0	2	62	0	L	6-24
12/01	at Patriots	P	2	100	50.0	2	31	69	34.5	0	0	51	0	W	25-24
12/15	at Broncos	P	5	259	51.8	3	97	162	32.4	0	0	54	0	L	13-31
12/22	Titans	P	4	189	47.3	3	23	166	41.5	0	1	57	0	W	38-30
12/29	at Giants	P	1	32	32.0	0	0	32	32.0	0	1	32	0	L	33-45
01/05	Jaguars	P	4	200	50.0	2	15	185	46.3	0	3	61	0	W	26-23+
2024 TOTALS			17	68	3,382	49.7	32	405	2,897	42.6	4	27	65	0	8-9

+ - Overtime

2025 GAME-BY-GAME REGULAR-SEASON STATISTICS (COLTS)

DATE	OPPONENT		NO.	YDS.	AVG.	OPP. RET.	YDS.	NET YDS.	AVG	TB	IN20	LG	BK	W/L	SCORE
09/07	Dolphins	P	0	0	0.0	0	0	0	0.0	0	0	0	0	W	33-8
09/14	Broncos	P	0	0	0.0	0	0	0	0.0	0	0	0	0	W	29-28
09/21	at Titans	P	1	46	46.0	0	0	46	46.0	0	1	46	0	W	41-20
09/28	at Rams	P	4	209	52.3	1	0	209	52.3	0	2	56	0	L	20-27
10/05	Raiders	P	2	101	50.5	1	8	93	46.5	0	2	56	0	W	40-6
10/12	Cardinals	P	3	165	55.0	1	12	133	44.3	1	1	57	0	W	31-27
2025 TOTALS			6	10	521	52.1	3	20	481	48.1	1	6	57	0	5-1

2018 GAME-BY-GAME POSTSEASON STATISTICS (COLTS)

DATE	OPPONENT		NO.	YDS.	AVG.	OPP. RET.	YDS.	NET YDS.	AVG	TB	IN20	LG	BK	W/L	SCORE
01/05	at Texans	P	4	148	37.0	0	0	148	37.0	0	2	44	0	W	21-7
01/12	at Chiefs	P	7	338	48.3	5	6	312	44.6	1	2	57	0	L	13-31
2018 TOTALS			2	11	486	44.2	5	6	460	41.8	1	4	57	0	1-1

2020 GAME-BY-GAME POSTSEASON STATISTICS (COLTS)

DATE	OPPONENT		NO.	YDS.	AVG.	OPP. RET.	YDS.	NET YDS.	AVG	TB	IN20	LG	BK	W/L	SCORE
01/09	at Bills	P	2	73	36.5	0	0	73	36.5	0	2	37	0	L	24-27
2020 TOTALS			1	2	73	36.5	0	0	73	36.5	0	2	37	0	0-1

BRADEN SMITH

TACKLE
(GRAY-DEN)

72

6-6 312 LBS

NFL EXP: 8

(8TH YEAR WITH THE COLTS)

BORN: 3/25/96



COLLEGE:
AUBURN

4TH-AND-SHORT

- In his first seven seasons, he competed in 94 games (92 starts).
- PFWA All-Rookie Team (2018).

DOWN THE STRETCH

What's on your bucket list: I want to be able to see most of the world. I don't want to be constricted to one area. The first place I would want to go is Greece.

Do you have any pets: I have two dogs named Rocket and Groot. They are named after "Guardians of the Galaxy" characters. Groot is a German Shepherd and Rocket is a Cavalier King Charles Spaniard.

Who is your inspiration: My parents. My dad is one of my driving factors. He has always pushed me. He has guided me in the right direction and I would do anything for him.

Who are your mentors: Some of the guys in college took me under their wing. It was Alex Kozan and Shon Coleman. They brought me in and helped me a lot.

Nicknames: I have had a lot. Gigantor, Hulk and Terminator.

What are your hobbies off the field: I like to garden and fish.



Selected by the Colts in the second round (37th overall) of the 2018 NFL Draft.

GARDENER AT HEART

Growing up in Olathe, Kan., Smith found a hobby that has developed into a passion. "I am a really good gardener. That is one of the things that I like to pride myself on." Smith said he started helping his mom with a little planter in their backyard in the fourth grade and his interest grew from there. Even while playing at Auburn, Smith was able to continue gardening. "I had two areas in college – one was on campus and the other was about 30 minutes away – where I could have a little bit more space to do some stuff. I just did it to volunteer." He says it helps him relax and clear his head. "It is something that I like doing in my free time and kind of is a safe haven for me. It helps me get away from the chaos of everything."

**NFL HIGHLIGHTS****CAREER**

- Has appeared in 100 games (98 starts) in eight seasons (2018-25) with the Colts. Has started three postseason contests.

2025 SEASON (COLTS)

- Has started six games. In Week 1 vs. MIA, he blocked for an offense that ran for 156 yards. In Week 2 vs. DEN, he blocked for an offense that allowed Jonathan Taylor to reach 165 yards on the ground. In Week 3 vs. TEN, he blocked for an offense that allowed Taylor to notch three rushing touchdowns. In Week 5 vs. LV, he started for a line that allowed Taylor to record three touchdowns on the ground for the second time this season.

2024 SEASON (COLTS)

- In 2024, he started 12 games. In Week 2 at GB, he started at right tackle for a line that paved the way for Jonathan Taylor to rush for 103 yards. In Week 3 vs. CHI, he anchored a line at right tackle that led the way for Taylor to accumulate 110 yards on the ground, and eclipse the 100-yard threshold in consecutive games. In Weeks 6 and 7, he started at right tackle for a line that didn't allow any sacks. In Week 10 vs. BUF, he was a part of a line that blocked for Taylor to rush for over 100 yards in the first half alone. In Week 12 vs. DET, he started for a line that didn't allow a sack for the third time this season.

2023 SEASON (COLTS)

- In 2023, he started 10 games at right tackle. In Week 2 at HOU, he started and was part of an offensive line that did not allow a sack. In Week 3 at BAL, he started at right tackle for a line that paved the way for Zack Moss to rush for 122 yards. In Week 5 vs. TEN, he started at right tackle for a line that led the way for Zack Moss to rush for 165 yards and two touchdowns. In Week 10 vs. NE, he started at right tackle on an offensive line that didn't allow a sack. In Week 18 vs. HOU, he started at left tackle for a line that paved the way for the offense to rush for 227 yards, including Jonathan Taylor rushing for a single-game single-season high 188 yards.

2022 SEASON (COLTS)

- He started 16 games in 2022 and was part of an offensive line that helped Jonathan Taylor rush for 161 yards in Week 1 at HOU. In Week 6 vs. JAX, he was part of an offensive line that did not allow a sack in 58 pass attempts, which marks the most pass attempts in franchise history without allowing a sack. In Week 10 at LV, he was part of an offensive line that paved the way for the Colts to rush for 207 yards.

2021 SEASON (COLTS)

- In 2021, he started 11 games at right tackle and helped pave the way for six of Jonathan Taylor's 100-yard rushing games. He blocked for Taylor, who led the NFL in rushing yards and rushing touchdowns.

2020 SEASON (COLTS)

- Started 14 games in 2020 and helped the offensive line allow zero sacks in four different games. He also blocked for Taylor, who reached 1,000 rushing yards on the season. In Week 6 vs. CIN, he helped block for Philip Rivers, who threw for a season-best 371 yards. In Week 14 at LV, he helped the offense allow zero sacks and the offense rush for 212 yards. In Week 17 vs. JAX, he helped pave the way for Taylor who rushed for a franchise-record 253 yards. Started one postseason contest and helped the offensive line not allow a sack.

2019 SEASON (COLTS)

- Started all 16 games in 2019 and helped Marlon

Mack become the first Colts 1,000-yard single-season rusher since 2016. In Week 1, he helped Mack rush for a career-high 174 yards. In Week 11 vs. JAX, he helped the Colts rush for 264 yards, which is the 12th highest total in team history and the most for the Colts since 11/21/04 against Chicago (275).

2018 SEASON (COLTS)

- Appeared in 15 games (13 starts) in 2018. Was part of an offensive line that ranked first in the NFL for the fewest sacks allowed. He was one of five Colts rookies to start in Week 1. In Weeks 7 and 8, helped the Colts rush for over 200 yards in back-to-back games, which was the first time since 1985. Was part of an offensive line that didn't allow a sack in five straight games, which tied the New York Giants (2010) and Tennessee Titans (2008) for the third-longest streak since 1982. Started two postseason games and helped the Colts rush for a postseason franchise-record 200 yards during AFC Wild Card weekend.
- Named to the PFWA All-Rookie Team.

COLLEGE

- Played in 53 games (41 starts) in four seasons (2014-17) as an offensive lineman at Auburn.
- Started in 41 consecutive games, beginning with the final game of his freshman year in 2014, to finish out his career.
- Earned All-America honors in both 2016 and 2017.
- Won the SEC Jacobs Blocking Trophy, given to the conference's best blocker in 2017.
- Named a team captain and started all 14 games at right guard for the Tigers in 2017.
- Earned First Team All-America honors from The Associated Press, CBS Sports and SB Nation.
- Selected to First Team All-SEC.
- Started all 13 games at right guard for Auburn in 2016.
- Selected to the All-America second-team by CBS Sports.
- Garnered First Team All-SEC honors from the

media and Second Team recognition from the conference coaches.

- Started all 13 games on the offensive line, primarily at right guard in 2015.
- Named a Second Team All-SEC choice by The Associated Press.
- Appeared in all 13 games (one start) in 2014 and saw action on both the offensive line and as a tight end in jumbo sets.
- Named to the All-SEC Freshman Team.
- His first career start came in the Outback Bowl vs. Wisconsin.

PERSONAL

- Attended Olathe (Kan.) South High School, where he was a two-way player on the football team.
- Finished with 82 pancake blocks on offense and 59 tackles on defense in his senior season.
- Was a two-year Buck Buchanan Award finalist, an award given to the best lineman in the Kansas City metro area.
- Participated in track and field and was a Kansas state shot put and discus champion.
- Rated as the No.1 guard by Scout.com and No. 3 offensive lineman by Rivals.com.
- Participated in the NFL's My Cause My Cleats initiative and represented the Dayspring Foundation (2024) IndyHumane (2021-22), the National Breast Cancer Foundation (2020) and American Breast Cancer Foundation (2019).
- Volunteered at multiple community events with the Colts, including the Team Smile event, Horseshoe Helpings and Shop with a Colt.
- Married to his wife, Courtney, and they have a son, Wyatt.
- His father, David Smith, played football and ran track at Kansas and his sister, Megan, was a thrower at TCU.

TRANSACTIONS

- Selected by the Colts in the second round (37th overall) of the 2018 NFL Draft.

BRADEN SMITH'S - NFL REGULAR SEASON STATISTICS

DATE	TEAM	GP	GS
2018	Colts	15	13
2019	Colts	16	16
2020	Colts	14	14
2021	Colts	11	11
2022	Colts	16	16
2023	Colts	10	10
2024	Colts	12	12
2025	Colts	6	6
TOTALS		100	98

BRADEN SMITH'S - NFL POSTSEASON STATISTICS

DATE	TEAM	GP	GS
2018	Colts	2	2
2020	Colts	1	1
TOTALS		3	3

2018 GAME-BY-GAME REGULAR-SEASON STATISTICS (COLTS)

DATE	OPPONENT	P/S	W/L	SCORE
09/09	Bengals	S	L	23-34
09/16	at Redskins		W	21-9
09/23	at Eagles	P	L	16-20
09/30	Texans	P	L	34-37+
10/04	at Patriots	S	L	24-38
10/14	at Jets	S	L	34-42
10/21	Bills	S	W	37-5
10/28	at Raiders	S	W	42-28
11/11	Jaguars	S	W	29-26
11/18	Titans	S	W	38-10
11/25	Dolphins	S	W	27-24
12/02	at Jaguars	S	L	0-6
12/09	at Texans	S	W	24-21
12/16	Cowboys	S	W	23-0
12/23	Giants	S	W	28-27
12/30	at Titans	S	W	33-17
2018 TOTALS	15-13		10-6	

+ - Overtime

2019 GAME-BY-GAME REGULAR-SEASON STATISTICS (COLTS)

DATE	OPPONENT	P/S	W/L	SCORE
09/08	at Chargers	S	L	24-30+
09/15	at Titans	S	W	19-17
09/22	Falcons	S	W	27-24
09/29	Raiders	S	L	24-31
10/06	at Chiefs	S	W	19-13
10/20	Texans	S	W	30-23
10/27	Broncos	S	W	15-13
11/03	at Steelers	S	L	24-26
11/10	Dolphins	S	L	12-16
11/17	Jaguars	S	W	33-13
11/21	at Texans	S	L	17-20
12/01	Titans	S	L	17-31
12/08	at Buccaneers	S	L	35-38
12/16	at Saints	S	L	7-34
12/22	Panthers	S	W	38-6
12/29	at Jaguars	S	L	20-38
2019 TOTALS	16-16		7-9	

+ - Overtime

2020 GAME-BY-GAME REGULAR-SEASON STATISTICS (COLTS)

DATE	OPPONENT	P/S		W/L	SCORE
09/13	at Jaguars	S		L	20-27
09/20	Vikings	S		W	28-11
09/27	Jets	S		W	36-7
10/04	at Bears	S		W	19-11
10/11	at Browns	S		L	23-32
10/18	Bengals	S		W	31-27
11/01	at Lions	S		W	41-21
11/08	Ravens	S		L	10-24
11/12	at Titans	S		W	34-17
11/22	Packers		INACTIVE	W	34-31+
11/29	Titans	S		L	26-45
12/06	at Texans	S		W	26-20
12/13	at Raiders	S		W	44-27
12/20	Texans	S		W	27-20
12/27	at Steelers		RESERVE/COVID-19	L	24-28
01/03	Jaguars	S		W	28-14
2020 TOTALS	14-14			11-5	

+ - Overtime

2021 GAME-BY-GAME REGULAR-SEASON STATISTICS (COLTS)

DATE	OPPONENT	P/S		W/L	SCORE
09/12	Seahawks	S		L	16-28
09/19	Rams		INACTIVE	L	24-27
09/26	at Titans		INACTIVE	L	16-25
10/03	at Dolphins		INACTIVE	W	27-17
10/11	at Ravens		INACTIVE	L	25-31+
10/17	Texans		INACTIVE	W	31-3
10/24	at 49ers		INACTIVE	W	30-18
10/31	Titans	S		L	31-34+
11/04	Jets	S		W	45-30
11/14	Jaguars	S		W	23-17
11/21	at Bills	S		W	41-15
11/28	Buccaneers	S		L	31-38
12/05	at Texans	S		W	31-0
12/18	Patriots	S		W	27-17
12/25	at Cardinals	S		W	22-16
01/02	Raiders	S		L	20-23
01/09	at Jaguars	S		L	11-26
2021 TOTALS	11-11			9-8	

+ - Overtime

2022 GAME-BY-GAME REGULAR-SEASON STATISTICS (COLTS)

DATE	OPPONENT	P/S		W/L/T	SCORE
09/11	at Texans	S		T	20-20
09/18	at Jaguars	S		L	0-24
09/25	Chiefs	S		W	20-17
10/02	Titans	S		L	17-24
10/06	at Broncos	S		W	12-9+
10/16	Jaguars	S		W	34-27
10/23	at Titans	S		L	10-19
10/30	Commanders	S		L	16-17
11/06	at Patriots	S		L	3-26
11/13	at Raiders	S		W	25-20
11/20	Eagles	S		L	16-17
11/28	Steelers	S		L	17-24
12/04	at Cowboys		INACTIVE	L	19-54
12/17	at Vikings	S		L	36-39+
12/26	Chargers	S		L	3-20
01/01	at Giants	S		L	10-38
01/08	Texans	S		L	31-32
2022 TOTALS	16-16			4-12-1	

+ - Overtime

2023 GAME-BY-GAME REGULAR-SEASON STATISTICS (COLTS)

DATE	OPPONENT	P/S		W/L	SCORE
09/10	Jaguars	S		L	21-31
09/17	at Texans	S		W	31-20
09/24	at Ravens	S		W	22-19+
10/01	Rams	S		L	23-29+
10/08	Titans	S		W	23-16
10/15	at Jaguars		INACTIVE	L	20-37
10/22	Browns		INACTIVE	L	38-39
10/29	Saints		INACTIVE	L	27-38
11/05	at Panthers		INACTIVE	W	27-13
11/12	at Patriots	S		W	10-6
11/26	Buccaneers	S		W	27-20
12/03	at Titans	S		W	31-28+
12/10	at Bengals		INACTIVE	L	14-34
12/16	Steelers		INACTIVE	W	30-13
12/24	at Falcons		INACTIVE	L	10-29
12/31	Raiders	S		W	23-20
01/06	Texans	S		L	19-23
2023 TOTALS		10-10		9-8	

+ - Overtime

2024 GAME-BY-GAME REGULAR-SEASON STATISTICS (COLTS)

DATE	OPPONENT	P/S		W/L	SCORE
09/08	Texans	S		L	27-29
09/15	at Packers	S		L	10-16
09/22	Bears	S		W	21-16
09/29	Steelers	S		W	27-24
10/06	at Jaguars	S		L	34-37
10/13	at Titans	S		W	20-17
10/20	Dolphins	S		W	16-10
10/27	at Texans	S		L	20-23
11/03	at Vikings	S		L	13-21
11/10	Bills	S		L	20-30
11/17	at Jets	S		W	28-27
11/24	Lions	S		L	6-24
12/01	at Patriots		ON INACTIVE LIST	W	25-24
12/15	at Broncos		RESERVE/NFIL	L	13-31
12/22	Titans		RESERVE/NFIL	W	38-30
12/29	at Giants		RESERVE/NFIL	L	33-45
01/05	Jaguars		RESERVE/NFIL	W	26-23+
2024 TOTALS		12-12		8-9	

+ - Overtime

2025 GAME-BY-GAME REGULAR-SEASON STATISTICS (COLTS)

DATE	OPPONENT	P/S		W/L	SCORE
09/07	Dolphins	S		W	33-8
09/14	Broncos	S		W	29-28
09/21	at Titans	S		W	41-20
09/28	at Rams	S		L	20-27
10/05	Raiders	S		W	40-6
10/12	Cardinals	S		W	31-27
2025 TOTALS		6-6		5-1	

2018 GAME-BY-GAME POSTSEASON STATISTICS (COLTS)

DATE	OPPONENT	P/S		W/L	SCORE
01/05	at Texans	S		W	21-7
01/12	at Chiefs	S		L	13-31
2018 TOTALS		2-2		1-1	

2020 GAME-BY-GAME POSTSEASON STATISTICS (COLTS)

DATE	OPPONENT	P/S		W/L	SCORE
01/09	at Bills	S		L	24-27
2020 TOTALS		1-1		0-1	



GROVER STEWART

DEFENSIVE TACKLE

90

6-4 314 LBS
NFL EXP: 9
(9TH YEAR WITH THE COLTS)
BORN: 10/20/93



COLLEGE:
ALBANY STATE

4TH-AND-SHORT

- In his first eight seasons, he accumulated 354 tackles (193 solo), 40.0 tackles for loss, 12.5 sacks, 10 passes defensed, two forced fumbles, two fumble recoveries and two field goal blocks in 124 games (92 starts).
- In 2024, he recorded career highs in total tackles (74) and tackles for loss (10.0)
- 4x First Team SIAC All-Conference.

DOWN THE STRETCH

Favorite team or athlete outside of football:
LeBron James

What are your hobbies off the field: Fishing, riding four wheelers and working on cars

What is something interesting about you that most people may not know: In high school, I ran the 100 meters in track.

Favorite food: Wings and hamburgers

Favorite vacation spot: Pensacola, Fla.

If you could have dinner with three people, who would they be: My grandma, my granddad and my son.

Pregame ritual: I always look at my son's picture, because I know he's going to be my No. 1 fan and that pushes me.

What is your main motivation as a player: My son is my biggest motivation. I always know I didn't have much, so I want him to have it. That's pushing me.

What was your first job or your most unique job growing up: I was a country guy so working in fields. I worked in a watermelon patch. In college my first real job was at a pecan mill pushing barrels.

Selected by the Colts in the fourth round (144th overall) of the 2017 NFL Draft.

GROVER THE MECHANIC

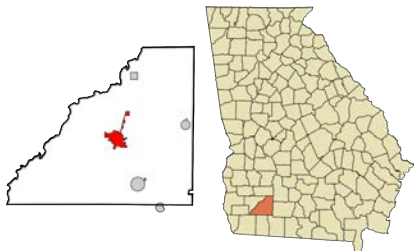
When Stewart's not pushing around offensive linemen on the football field, he loves to be tinkering under the hood of an old car. "I love working on cars," Stewart said. "I used to always watch my dad work on cars, and I said, 'I need to figure out how to work on those just in case I have problems.'" But Stewart has taken his mechanical interest beyond just the ability to make a needed repair. He worked on a Ford F-250 Lariat during the 2018 offseason.

THREE-POINT STANCE SPRINTER

Believe it or not, Stewart dabbled in some sprinting in high school. He was a thrower on the track & field team but had surprising quickness for a big man. After sizing up the competition at one meet, Stewart decided he could take the field. "I was just checking out the guys and I was like, 'Yeah, I know I'm faster than them,'" he said. His coach gave him the go-ahead to give it a shot. "Everybody was looking at me on the start line. I didn't know how to use the blocks, so I got in a three-point stance. I want to say I was in first after the first 50 (meters), but towards the end they were passing by me. But I still came in third place."

A KID FROM CAMILLA

Stewart is a self-proclaimed "country boy" from the small town of Camilla, Ga. (population around 5,000). He's proud of his unlikely journey from a tiny community to the NFL and wants to help those that come after him. "It means a lot to me, because I'm opening doors to younger guys and the guys from back home," Stewart said. "They see me and I tell them, 'It doesn't matter where you're from. It's all about the hard work you put in and the decisions you make.' I want to say the biggest thing I did was make better decisions. Coming from there, I just tell the guys, 'Just keep your head up, stay focused on the goal.' I stayed focused and look what happened."



NFL HIGHLIGHTS

CAREER

- In nine seasons with the Colts, he has competed in 130 games (98 starts) and has totaled 376 tackles (202 solo), 43.0 tackles for loss, 12.5

sacks, 11 passes defended, two forced fumbles, two fumble recoveries and three field goal blocks. Has appeared in three postseason games (one start) and has recorded four tackles (three solo).

2025 SEASON (COLTS)

- Has started six games and has tallied 22 tackles (nine solo), 2.0 tackles for loss, one pass defended and one field goal block. In Week 3 vs. TEN, he compiled the first blocked field goal by a Colts player since he blocked one in Week 5 of 2022 at Denver.

2024 SEASON (COLTS)

- In 2024, he started 17 games and compiled a career-high 74 tackles (29 solo), 10.0 tackles for loss, 3.5 sacks, three passes defended, one forced fumble and one fumble recovery. In Week 2 at GB, he recorded five tackles (three solo) and 2.0 tackles for loss, tying his single-game career high. In Week 3 vs. CHI, he tallied four tackles and recovered a fumble. In Week 4 vs. PIT, he compiled two tackles (one solo), 1.0 tackle for loss, half a sack and one pass defended. In Week 6 at TEN, he registered four tackles (two solo) and one pass defended. In Week 8 at HOU, he recorded six tackles (three solo) and 2.0 tackles for loss. In Week 9 at MIN, he compiled four tackles (two solo), 1.0 tackle for loss, 2.0 sacks and one forced fumble. It marked his first career multi-sack game. In Week 10 vs. BUF, he posted a single-game season-high eight tackles (four solo) and 1.0 sack. It marked the first time in his career he recorded a sack in consecutive games.

2023 SEASON (COLTS)

- In 2023, he started all 11 games he played in and tallied 41 tackles (23 solo), 5.0 tackles for loss and half a sack. In Week 14 at CIN, he totaled five tackles (four solo). In Week 16 at ATL, he compiled four tackles (two solo) and 2.0 tackles for loss.

2022 SEASON (COLTS)

- He started all 17 games in 2022 and registered 70 tackles (44 solo), 9.0 tackles for loss, 4.0 sacks, three passes defended and one fumble recovery. He recorded single-season career highs in tackles, solo tackles, tackles for loss and sacks. In Week 5 at DEN, Stewart blocked a field goal in the third quarter. It marked Indianapolis' first blocked field goal since Denico Autry did it in Week 15 of 2018 vs. Dallas. In Week 7 at TEN, he tallied single-game career highs in tackles (12) and solo tackles (six). Since at least 1994, his 12 tackles rank first by a Colts defensive tackle in a single game. In Week 10 at LV, he tallied four tackles (three solo), 2.0 tackles for loss and 1.0 sack. In Week 13 at DAL, he compiled five tackles (two solo) and blocked an extra point. It marked the first blocked extra point by the Colts since Denico Autry in Week 10 of 2018.

2021 SEASON (COLTS)

- In 2021, he started all 17 games and recorded 46 tackles (23 solo), 2.0 tackles for loss, 1.0 sack, one pass defended and one forced fumble. In Week 4 at MIA, he compiled three tackles (two solo), 1.0 sack and one forced fumble. He registered a strip-sack in the fourth quarter that was recovered by Darius Leonard. In Week 6 vs. HOU, he tallied a single-game career-high seven tackles (two solo).

2020 SEASON (COLTS)

- Started all 16 games for the first time in 2020 and tallied 53 tackles (40 solo), 6.0 tackles for loss, half a sack and one pass defended. Among NFL defensive tackles, he had the most solo tackles and tied for ninth in total tackles. In Week 10 at TEN, he recorded five tackles (three solo) and 1.0 tackle for loss. Started one postseason contest and registered two solo tackles.

2019 SEASON (COLTS)

- In 2019, played in all 16 games (13 starts) and recorded 30 tackles (14 solo), 5.0 tackles for loss, 3.0 sacks and one pass defended. In Week 2 at TEN, he recorded four tackles (one solo), 1.0 tackle for loss and his first career sack. In Week 16 vs. CAR, he tallied two solo tackles, 1.0 tackle for loss and 1.0 sack.

2018 SEASON (COLTS)

- Appeared in 15 games (one start) in 2018 and had 17 tackles (eight solo) and 2.0 tackles for loss. Made his first career start in Week 6 at the NYJ. Played in two postseason contests and had two tackles (one solo) and half a sack.

2017 SEASON (COLTS)

- Competed in 15 games during his 2017 rookie season and totaled 23 tackles (12 solo) and 1.0 tackle for loss.

COLLEGE

- Played in 39 games (19 starts) and totaled 141 tackles (90 solo), 35.5 tackles for loss, 27.0 sacks, five passes defended and two forced fumbles.
- Was a four-time First Team SIAC All-Conference honoree.
- Participated in the 2017 NFLPA Collegiate Bowl.
- Named the Most Valuable Player for football and the ASU Athlete of the Year at the 2016 Albany

State sports banquet.

- Also was a member of the Albany State men's track and field team for three years, competing in the shot put and discus. Won the 2014 SIAC Championship as a member of the program.
- Started all nine games in 2016 and tallied 37 tackles (26 solo), 12.0 tackles for loss, 7.5 sacks, two passes defended and one forced fumble.
- Named the Most Valuable Player for football and the ASU Athlete of the Year at the Albany State sports banquet.
- Earned First Team SIAC All-Conference honors in 2016.
- Started all 10 games in 2015 and totaled 29 tackles (19 solo), 15.0 tackles for loss, 7.0 sacks and one pass defended.
- Earned First Team SIAC All-Conference honors in 2015.
- Saw action in all 10 games in 2014 and registered 39 tackles (24 solo) and 7.5 sacks.
- Earned First Team SIAC All-Conference honors in 2014.
- In 2013, participated in all 10 games and compiled 36 tackles (21 solo), 8.5 tackles for loss, 5.0 sacks, two passes defended and one forced fumble.
- Earned First Team SIAC All-Conference honors in 2013.

PERSONAL

- Attended Mitchell County High School in Camilla, Ga. where he played football and participated in track.
- Earned his bachelor's degree in criminal justice from Albany State in December of 2016.
- Participated in the NFL's My Cause My Cleats initiative and represented The Bloom Project (2022-24), 100 Black Men of Indianapolis (2020), the Center for the African American Male at Albany State University (2019), MADD – Mothers Against Drunk Driving (2018) and Autism Speaks (2017).
- In 2020, he participated in four Colts' mobile pantry distributions as part of the No One Runs on Empty program.
- A native of Camilla, Ga.

TRANSACTIONS

- Selected by the Colts in the fourth round (144th overall) of the 2017 NFL Draft.

GROVER STEWART'S - NFL REGULAR SEASON STATISTICS

DATE	TEAM	GP	GS	TK	S	TACKLES					INTERCEPTIONS					FUMBLES					ST			MISC													
						A	TFL	YDS	SK	YDS	QBH	NO	YDS	LG	TD	PD	FF	FR	TD	YDS	TK	S	A	FF	FR	S	A										
2017	Colts	15	0	23	12	11	1	6	0.0	0.0	0	0	0	0	0	0	0	0	0	0	0	0	0	0	0	0	0	0	0	0	0	0	0	0	0	0	
2018	Colts	15	1	17	8	9	2	5	0.0	0.0	0	0	0	0	0	0	0	0	0	0	0	0	0	0	0	0	0	0	0	0	0	0	0	0	0	0	
2019	Colts	16	13	30	14	16	5	32	3.0	29.0	5	0	0	0	0	1	0	0	0	0	0	0	0	0	0	0	0	0	0	0	0	0	0	0	0	0	
2020	Colts	16	16	53	40	13	6	6	0.5	3.5	5	0	0	0	0	1	0	0	0	0	0	0	0	0	0	0	0	0	0	0	0	0	0	0	0	0	
2021	Colts	17	17	46	23	23	2	5	1.0	17.0	5	0	0	0	0	2	1	0	0	0	0	0	0	0	0	0	0	0	0	0	0	0	0	0	0	0	0
2022	Colts	17	17	70	44	26	9	29	4.0	11.0	7	0	0	0	0	3	0	1	0	0	0	0	0	0	0	0	0	0	0	0	0	0	0	0	0	0	0
2023	Colts	11	11	41	23	18	5	4	0.5	2.0	8	0	0	0	0	0	0	0	0	0	0	0	0	0	0	0	0	0	0	0	0	0	0	0	0	0	0
2024	Colts	17	17	74	29	45	10	30	3.5	10.5	6	0	0	0	0	3	1	1	0	0	0	0	0	0	0	0	0	0	0	0	0	0	0	0	0	0	0
2025	Colts	6	6	22	9	13	3	3	0.0	0.0	3	0	0	0	0	1	0	0	0	0	0	0	0	0	0	0	0	0	0	0	0	0	0	0	0	0	0
TOTALS		130	98	376	202	174	43	120	12.5	73.0	39	0	0	0	0	11	2	2	0	0	0	0	0	0	0	0	0	0	0	0	0	0	0	0	0	0	0

GROVER STEWART'S - NFL POSTSEASON STATISTICS

DATE	TEAM	GP	GS	TK	S	A	TACKLES					INTERCEPTIONS					FUMBLES					ST			MISC												
							TFL	YDS	SK	YDS	QBH	NO	YDS	LG	TD	PD	FF	FR	TD	YDS	TK	S	A	FF	FR	S	A										
2018	Colts	2	0	2	1	1	0	0	0.5	0.0	1	0	0	0	0	0	0	0	0	0	0	0	0	0	0	0	0	0	0	0	0	0	0	0	0	0	
2020	Colts	1	1	2	2	0	0	0	0.0	0.0	0	0	0	0	0	0	0	0	0	0	0	0	0	0	0	0	0	0	0	0	0	0	0	0	0	0	0
TOTALS		3	1	4	3	1	0	0	0.5	0.0	1	0	0	0	0	0	0	0	0	0	0	0	0	0	0	0	0	0	0	0	0	0	0	0	0	0	0

SINGLE-GAME HIGHS: DEFENSIVE

Total Tackles	12 at Tennessee Titans, Oct 23, 2022 8 vs. Buffalo Bills, Nov 10, 2024 ...1 more at 8.	Forced Fumbles	1 at Miami Dolphins, Oct 03, 2021
Solo Tackles	7 at Tennessee Titans, Oct 23, 2022 6 vs. Washington Commanders, Oct 30, 2022 5 at Houston Texans, Sep 11, 2022	Fumble Recoveries	1 vs. Chicago Bears, Sep 22, 2024 ...1 more at 1.
Sacks	2.0 at Minnesota Vikings, Nov 03, 2024 1.0 vs. Buffalo Bills, Nov 10, 2024 ...8 more at 1.0.	Tackles For Loss	2 vs. Arizona Cardinals, Oct 12, 2025 ...7 more at 2.
Passes Defensed	1 at Denver Broncos, Dec 15, 2024 ...9 more at 1.		

SINGLE-GAME HIGHS - POSTSEASON: DEFENSIVE

Total Tackles	2 at Buffalo Bills, Jan 09, 2021 1 at Kansas City Chiefs, Jan 12, 2019 ...1 more at 1.	Sacks	0.5 at Houston Texans, Jan 05, 2019
Solo Tackles	2 at Buffalo Bills, Jan 09, 2021 1 at Kansas City Chiefs, Jan 12, 2019		

2017 GAME-BY-GAME REGULAR-SEASON STATISTICS (COLTS)

DATE	OPPONENT	P/S	TACKLES							INTERCEPTIONS				FUMBLES			ST			MISC		W/L	SCORE				
			TK	S	A	SK	YDS	TFL	YDS	QBH	NO	YDS	LG	TD	PD	FF	FR	TD	YDS	TK	S			A	FF	FR	S
09/10	at Rams		INACTIVE																				L	9-46			
09/17	Cardinals	P	0	0	0	0.0	0.0	0	0	0	0	0	0	0	0	0	0	0	0	0	0	0	0	0	0	L	13-16+
09/24	Browns	P	0	0	0	0.0	0.0	0	0	0	0	0	0	0	0	0	0	0	0	0	0	0	0	0	0	W	31-28
10/01	at Seahawks	P	1	0	1	1.0	0.0	0	0	0	0	0	0	0	0	0	0	0	0	0	0	0	0	0	0	L	18-46
10/08	49ers	P	0	0	0	0.0	0.0	0	0	0	0	0	0	0	0	0	0	0	0	0	0	0	0	0	0	W	26-23+
10/16	at Titans	P	1	1	0	0.0	0.0	0	0	0	0	0	0	0	0	0	0	0	0	0	0	0	0	0	0	L	22-36
10/22	Jaguars	P	4	2	2	2.0	0.0	1	6	0	0	0	0	0	0	0	0	0	0	0	0	0	0	0	0	L	0-27
10/29	at Bengals	P	0	0	0	0.0	0.0	0	0	0	0	0	0	0	0	0	0	0	0	0	0	0	0	0	0	L	23-24
11/05	at Texans	P	2	1	1	1.0	0.0	0	0	0	0	0	0	0	0	0	0	0	0	0	0	0	0	0	0	W	20-14
11/12	Steelers	P	1	0	1	1.0	0.0	0	0	0	0	0	0	0	0	0	0	0	0	0	0	0	0	0	0	L	17-20
11/26	Titans	P	2	1	1	1.0	0.0	0	0	0	0	0	0	0	0	0	0	0	0	0	0	0	0	0	0	L	16-20
12/03	at Jaguars	P	0	0	0	0.0	0.0	0	0	0	0	0	0	0	0	0	0	0	0	0	0	0	0	0	0	L	10-30
12/10	at Bills	P	4	4	0	0.0	0.0	0	0	0	0	0	0	0	0	0	0	0	0	0	0	0	0	0	0	L	7-13+
12/14	Broncos	P	4	1	3	0.0	0.0	0	0	0	0	0	0	0	0	0	0	0	0	0	0	0	0	0	0	L	13-25
12/23	at Ravens	P	1	1	0	0.0	0.0	0	0	0	0	0	0	0	0	0	0	0	0	0	0	0	0	0	0	L	16-23
12/31	Texans	P	3	1	2	0.0	0.0	0	0	0	0	0	0	0	0	0	0	0	0	0	0	0	0	0	0	W	22-13
2017 TOTALS			15-0	23	12	11	0.0	0.0	1	6	0	0	0	0	0	0	0	0	0	0	0	0	0	0	0	4-12	

+ - Overtime

2018 GAME-BY-GAME REGULAR-SEASON STATISTICS (COLTS)

DATE	OPPONENT	P/S	TACKLES							INTERCEPTIONS				FUMBLES			ST			MISC		W/L	SCORE				
			TK	S	A	SK	YDS	TFL	YDS	QBH	NO	YDS	LG	TD	PD	FF	FR	TD	YDS	TK	S			A	FF	FR	S
09/09	Bengals	P	0	0	0	0.0	0.0	0	0	0	0	0	0	0	0	0	0	0	0	0	0	0	0	0	0	L	23-34
09/16	at Redskins	P	0	0	0	0.0	0.0	0	0	0	0	0	0	0	0	0	0	0	0	0	0	0	0	0	0	W	21-9
09/23	at Eagles	P	1	1	0	0.0	0.0	0	0	0	0	0	0	0	0	0	0	0	0	0	0	0	0	0	0	L	16-20
09/30	Texans		INACTIVE																				L	34-37+			
10/04	at Patriots	P	3	0	3	0.0	0.0	0	0	0	0	0	0	0	0	0	0	0	0	0	0	0	0	0	0	L	24-38
10/14	at Jets	S	4	2	2	0.0	0.0	0	0	0	0	0	0	0	0	0	0	0	0	0	0	0	0	0	0	L	34-42
10/21	Bills	P	0	0	0	0.0	0.0	0	0	0	0	0	0	0	0	0	0	0	0	0	0	0	0	0	0	W	37-5
10/28	at Raiders	P	1	1	0	0.0	0.0	0	0	0	0	0	0	0	0	0	0	0	0	0	0	0	0	0	0	W	42-28
11/11	Jaguars	P	4	3	1	0.0	0.0	1	2	0	0	0	0	0	0	0	0	0	0	0	0	0	0	0	0	W	29-26
11/18	Titans	P	0	0	0	0.0	0.0	0	0	0	0	0	0	0	0	0	0	0	0	0	0	0	0	0	0	W	38-10
11/25	Dolphins	P	0	0	0	0.0	0.0	0	0	0	0	0	0	0	0	0	0	0	0	0	0	0	0	0	0	W	27-24
12/02	at Jaguars	P	1	0	1	0.0	0.0	0	0	0	0	0	0	0	0	0	0	0	0	0	0	0	0	0	0	L	0-6
12/09	at Texans	P	0	0	0	0.0	0.0	0	0	0	0	0	0	0	0	0	0	0	0	0	0	0	0	0	0	W	24-21
12/16	Cowboys	P	1	0	1	0.0	0.0	0	0	0	0	0	0	0	0	0	0	0	0	0	0	0	0	0	0	W	23-0
12/23	Giants	P	1	0	1	0.0	0.0	0	0	0	0	0	0	0	0	0	0	0	0	0	0	0	0	0	0	W	28-27
12/30	at Titans	P	1	1	0	0.0	0.0	1	3	0	0	0	0	0	0	0	0	0	0	0	0	0	0	0	0	W	33-17
2018 TOTALS			15-1	17	8	9	0.0	0.0	2	5	0	0	0	0	0	0	0	0	0	0	0	0	0	0	10-6		

+ - Overtime

2019 GAME-BY-GAME REGULAR-SEASON STATISTICS (COLTS)

DATE	OPPONENT	P/S	TACKLES							INTERCEPTIONS				FUMBLES			ST			MISC		W/L	SCORE				
			TK	S	A	SK	YDS	TFL	YDS	QBH	NO	YDS	LG	TD	PD	FF	FR	TD	YDS	TK	S			A	FF	FR	S
09/08	at Chargers	P	1	0	1	0.0	0.0	0	0	0	0	0	0	0	0	0	0	0	0	0	0	0	0	0	0	L	24-30+
09/15	at Titans	P	4	1	3	1.0	8.0	1	8	1	0	0	0	0	0	0	0	0	0	0	0	0	0	0	0	W	19-17
09/22	Falcons	P	0	0	0	0.0	0.0	0	0	1	0	0	0	0	0	0	0	0	0	0	0	0	0	0	0	W	27-24
09/29	Raiders	S	0	0	0	0.0	0.0	0	0	0	0	0	0	0	0	0	0	0	0	0	0	0	0	0	0	L	24-31
10/06	at Chiefs	S	2	2	0	1.0	10.0	1	10	1	0	0	0	0	0	0	0	0	0	0	0	0	0	0	0	W	19-13
10/20	Texans	S	2	1	1	0.0	0.0	0	0	0	0	0	0	0	0	0	0	0	0	0	0	0	0	0	0	W	30-23
10/27	Broncos	S	1	1	0	0.0	0.0	0	0	0	0	0	0	0	0	0	0	0	0	0	0	0	0	0	0	W	15-13
11/03	at Steelers	S	5	2	3	0.0	0.0	1	1	0	0	0	0	0	0	0	0	0	0	0	0	0	0	0	0	L	24-26
11/10	Dolphins	S	4	3	1	0.0	0.0	1	2	0	0	0	0	0	0	0	0	0	0	0	0	0	0	0	0	L	12-16
11/17	Jaguars	S	2	0	2	0.0	0.0	0	0	0	0	0	0	1	0	0	0	0	0	0	0	0	0	0	0	W	33-13
11/21	at Texans	S	1	0	1	0.0	0.0	0	0	0	0	0	0	0	0	0	0	0	0	0	0	0	0	0	0	L	17-20
12/01	Titans	S	3	1	2	0.0	0.0	0	0	0	0	0	0	0	0	0	0	0	0	0	0	0	0	0	0	L	17-31
12/08	at Buccaneers	S	2	1	1	0.0	0.0	0	0	0	0	0	0	0	0	0	0	0	0	0	0	0	0	0	0	L	35-38
12/16	at Saints	S	0	0	0	0.0	0.0	0	0	1	0	0	0	0	0	0	0	0	0	0	0	0	0	0	0	L	7-34
12/22	Panthers	S	2	2	0	1.0	11.0	1	11	1	0	0	0	0	0	0	0	0	0	0	0	0	0	0	0	W	38-6
12/29	at Jaguars	S	1	0	1	0.0	0.0	0	0	0	0	0	0	0	0	0	0	0	0	0	0	0	0	0	0	L	20-38
2019 TOTALS			16-13	30	14	16	3.0	29.0	5	32	5	0	0	0	0	1	0	0	0	0	0	0	0	0	7-9		

+ - Overtime

2020 GAME-BY-GAME REGULAR-SEASON STATISTICS (COLTS)

DATE	OPPONENT	P/S	TACKLES							INTERCEPTIONS				FUMBLES			ST			MISC		W/L	SCORE				
			TK	S	A	SK	YDS	TFL	YDS	QBH	NO	YDS	LG	TD	PD	FF	FR	TD	YDS	TK	S			A	FF	FR	S
09/13	at Jaguars	S	4	3	1	0.0	0.0	0	0	0	0	0	0	0	0	0	0	0	0	0	0	0	0	0	0	L	20-27
09/20	Vikings	S	2	2	0	0.0	0.0	0	0	0	0	0	0	0	0	0	0	0	0	0	0	0	0	0	0	W	28-11
09/27	Jets	S	3	3	0	0.0	0.0	1	1	0	0	0	0	0	0	0	0	0	0	0	0	0	0	0	0	W	36-7
10/04	at Bears	S	3	1	2	0.0	0.0	0	0	0	0	0	0	0	0	0	0	0	0	0	0	0	0	0	0	W	19-11
10/11	at Browns	S	6	4	2	0.0	0.0	0	0	0	0	0	0	0	0	0	0	0	0	0	0	0	0	0	0	L	23-32
10/18	Bengals	S	5	4	1	0.0	0.0	0	0	0	0	0	0	0	0	0	0	0	0	0	0	0	0	0	0	W	31-27
11/01	at Lions	S	2	1	1	0.0	0.0	0	0	0	0	0	0	0	0	0	0	0	0	0	0	0	0	0	0	W	41-21
11/08	Ravens	S	4	3	1	0.0	0.0	2	1	0	0	0	0	0	1	0	0	0	0	0	0	0	0	0	0	L	10-24
11/12	at Titans	S	5	3	2	0.0	0.0	1	1	0	0	0	0	0	0	0	0	0	0	0	0	0	0	0	0	W	34-17
11/22	Packers	S	2	1	1	0.0	0.0	0	0	0	0	0	0	0	0	0	0	0	0	0	0	0	0	0	0	W	34-31+
11/29	Titans	S	4	3	1	0.0	0.0	0	0	0	0	0	0	0	0	0	0	0	0	0	0	0	0	0	0	L	26-45
12/06	at Texans	S	3	3	0	0.0	0.0	0	0	1	0	0	0	0	0	0	0	0	0	0	0	0	0	0	0	W	26-20
12/13	at Raiders	S	2	2	0	0.0	0.0	0	0	1	0	0	0	0	0	0	0	0	0	0	0	0	0	0	0	W	44-27
12/20	Texans	S	1	1	0	0.0	0.0	0	0	0	0	0	0	0	0	0	0	0	0	0	0	0	0	0	0	W	27-20
12/27	at Steelers	S	2	2	0	0.0	0.0	1	1	1	0	0	0	0	0	0	0	0	0	0	0	0	0	0	0	L	24-28
01/03	Jaguars	S	5	4	1	0.5	3.5	1	2	2	0	0	0	0	0	0	0	0	0	0	0	0	0	0	0	W	28-14
2020 TOTALS		16-16	53	40	13	0.5	3.5	6	6	5	0	0	0	0	1	0	0	0	0	0	0	0	0	0	0	11-5	

+ - Overtime

2021 GAME-BY-GAME REGULAR-SEASON STATISTICS (COLTS)

DATE	OPPONENT	P/S	TACKLES							INTERCEPTIONS				FUMBLES			ST			MISC		W/L	SCORE				
			TK	S	A	SK	YDS	TFL	YDS	QBH	NO	YDS	LG	TD	PD	FF	FR	TD	YDS	TK	S			A	FF	FR	S
09/12	Seahawks	S	4	3	1	0.0	0.0	0	0	1	0	0	0	0	0	0	0	0	0	0	0	0	0	0	0	L	16-28
09/19	Rams	S	3	1	2	0.0	0.0	0	0	0	0	0	0	0	0	0	0	0	0	0	0	0	0	0	0	L	24-27
09/26	at Titans	S	4	1	3	0.0	0.0	0	0	0	0	0	0	0	0	0	0	0	0	0	0	0	0	0	0	L	16-25
10/03	at Dolphins	S	3	2	1	1.0	17.0	0	0	2	0	0	0	0	0	1	0	0	0	0	0	0	0	0	0	W	27-17
10/11	at Ravens	S	2	1	1	0.0	0.0	1	2	0	0	0	0	0	0	0	0	0	0	0	0	0	0	0	0	L	25-31+
10/17	Texans	S	7	3	4	0.0	0.0	0	0	0	0	0	0	0	0	0	0	0	0	0	0	0	0	0	0	W	31-3
10/24	at 49ers	S	2	1	1	0.0	0.0	0	0	0	0	0	0	0	0	0	0	0	0	0	0	0	0	0	0	W	30-18
10/31	Titans	S	5	4	1	0.0	0.0	1	3	0	0	0	0	0	0	0	0	0	0	0	0	0	0	0	0	L	31-34+
11/04	Jets	S	1	0	1	0.0	0.0	0	0	1	0	0	0	0	0	0	0	0	0	0	0	0	0	0	0	W	45-30
11/14	Jaguars	S	1	0	1	0.0	0.0	0	0	0	0	0	0	0	0	0	0	0	0	0	0	0	0	0	0	W	23-17
11/21	at Bills	S	5	3	2	0.0	0.0	0	0	0	0	0	0	0	1	0	0	0	0	0	0	0	0	0	0	W	41-15
11/28	Buccaneers	S	1	0	1	0.0	0.0	0	0	0	0	0	0	0	0	0	0	0	0	0	0	0	0	0	0	L	31-38
12/05	at Texans	S	0	0	0	0.0	0.0	0	0	1	0	0	0	0	0	0	0	0	0	0	0	0	0	0	0	W	31-0
12/18	Patriots	S	2	1	1	0.0	0.0	0	0	0	0	0	0	0	0	0	0	0	0	0	0	0	0	0	0	W	27-17
12/25	at Cardinals	S	2	0	2	0.0	0.0	0	0	0	0	0	0	0	0	0	0	0	0	0	0	0	0	0	0	W	22-16
01/02	Raiders	S	1	1	0	0.0	0.0	0	0	0	0	0	0	0	0	0	0	0	0	0	0	0	0	0	0	L	20-23
01/09	at Jaguars	S	3	2	1	0.0	0.0	0	0	0	0	0	0	0	1	0	0	0	0	0	0	0	0	0	0	L	11-26
2021 TOTALS		17-17	46	23	23	1.0	17.0	2	5	5	0	0	0	0	2	1	0	0	0	0	0	0	0	0	0	9-8	

+ - Overtime

2022 GAME-BY-GAME REGULAR-SEASON STATISTICS (COLTS)

DATE	OPPONENT	P/S	TACKLES							INTERCEPTIONS				FUMBLES			ST			MISC		W/L	SCORE				
			TK	S	A	SK	YDS	TFL	YDS	QBH	NO	YDS	LG	TD	PD	FF	FR	TD	YDS	TK	S			A	FF	FR	S
09/11	at Texans	S	5	5	0	0.0	0.0	2	5	1	0	0	0	0	0	0	0	0	0	0	0	0	0	0	0	T	20-20
09/18	at Jaguars	S	5	3	2	0.0	0.0	0	0	0	0	0	0	0	0	0	0	0	0	0	0	0	0	0	L	0-24	
09/25	Chiefs	S	2	1	1	0.0	0.0	0	0	0	0	0	0	0	0	0	0	0	0	0	0	0	0	0	W	20-17	
10/02	Titans	S	3	2	1	1.0	0.0	0	0	1	0	0	0	0	0	0	0	0	0	0	0	0	0	0	L	17-24	
10/06	at Broncos	S	3	2	1	0.0	0.0	0	0	0	0	0	0	0	1	0	0	0	0	0	0	0	0	0	W	12-9+	
10/16	Jaguars	S	5	4	1	1.0	0.0	1	2	1	0	0	0	0	0	0	0	0	0	0	0	0	0	0	W	34-27	
10/23	at Titans	S	12	7	5	0.0	0.0	0	0	0	0	0	0	0	0	0	0	0	0	0	0	0	0	0	L	10-19	
10/30	Commanders	S	8	6	2	0.0	0.0	1	4	0	0	0	0	0	1	0	0	0	0	0	0	0	0	0	L	16-17	
11/06	at Patriots	S	5	4	1	0.0	0.0	2	5	0	0	0	0	0	0	0	0	0	0	0	0	0	0	0	L	3-26	
11/13	at Raiders	S	4	3	1	1.0	9.0	2	11	1	0	0	0	0	0	0	0	0	0	0	0	0	0	0	W	25-20	
11/20	Eagles	S	1	1	0	0.0	0.0	0	0	0	0	0	0	0	0	1	0	0	0	0	0	0	0	0	L	16-17	
11/28	Steelers	S	1	1	0	0.0	0.0	0	0	0	0	0	0	0	0	0	0	0	0	0	0	0	0	0	L	17-24	
12/04	at Cowboys	S	5	2	3	0.0	0.0	0	0	0	0	0	0	0	0	0	0	0	0	0	0	0	0	0	L	19-54	
12/17	at Vikings	S	3	1	2	1.0	2.0	1	2	2	0	0	0	0	1	0	0	0	0	0	0	0	0	0	L	36-39+	
12/26	Chargers	S	5	0	5	0.0	0.0	0	0	0	0	0	0	0	0	0	0	0	0	0	0	0	0	0	L	3-20	
01/01	at Giants	S	2	1	1	0.0	0.0	0	0	0	0	0	0	0	0	0	0	0	0	0	0	0	0	0	L	10-38	
01/08	Texans	S	1	1	0	0.0	0.0	0	0	1	0	0	0	0	0	0	0	0	0	0	0	0	0	0	L	31-32	
2022 TOTALS		17-17	70	44	26	4.0	11.0	9	29	7	0	0	0	0	3	0	1	0	0	0	0	0	0	0	4-12-1		

+ - Overtime

2023 GAME-BY-GAME REGULAR-SEASON STATISTICS (COLTS)

DATE	OPPONENT	P/S	TACKLES							INTERCEPTIONS				FUMBLES			ST			MISC		W/L	SCORE				
			TK	S	A	SK	YDS	TFL	YDS	QBH	NO	YDS	LG	TD	PD	FF	FR	TD	YDS	TK	S			A	FF	FR	S
09/10	Jaguars	S	5	4	1	0.0	0.0	1	2	1	0	0	0	0	0	0	0	0	0	0	0	0	0	0	L	21-31	
09/17	at Texans	S	5	2	3	0.0	0.0	0	0	1	0	0	0	0	0	0	0	0	0	0	0	0	0	0	W	31-20	
09/24	at Ravens	S	5	3	2	0.0	0.0	0	0	1	0	0	0	0	0	0	0	0	0	0	0	0	0	0	W	22-19+	
10/01	Rams	S	2	2	0	0.0	0.0	1	0	0	0	0	0	0	0	0	0	0	0	0	0	0	0	0	L	23-29+	
10/08	Titans	S	1	1	0	0.0	0.0	0	0	1	0	0	0	0	0	0	0	0	0	0	0	0	0	0	W	23-16	
10/15	at Jaguars	S	2	1	1	0.0	0.0	0	0	1	0	0	0	0	0	0	0	0	0	0	0	0	0	0	L	20-37	
10/22	Browns										RESERVE/LEAGUE SUSP.															L	38-39
10/29	Saints										RESERVE/LEAGUE SUSP.															L	27-38
11/05	at Panthers										RESERVE/LEAGUE SUSP.															W	27-13
11/12	at Patriots										RESERVE/LEAGUE SUSP.															W	10-6
11/26	Buccaneers										RESERVE/LEAGUE SUSP.															W	27-20
12/03	at Titans										RESERVE/LEAGUE SUSP.															W	31-28+
12/10	at Bengals	S	5	4	1	0.0	0.0	0	0	0	0	0	0	0	0	0	0	0	0	0	0	0	0	0	L	14-34	
12/16	Steelers	S	4	1	3	0.5	2.0	0	0	1	0	0	0	0	0	0	0	0	0	0	0	0	0	0	W	30-13	
12/24	at Falcons	S	5	3	2	0.0	0.0	2	2	1	0	0	0	0	0	0	0	0	0	0	0	0	0	0	L	10-29	
12/31	Raiders	S	2	2	0	0.0	0.0	1	0	1	0	0	0	0	0	0	0	0	0	0	0	0	0	0	W	23-20	
01/06	Texans	S	5	0	5	0.0	0.0	0	0	0	0	0	0	0	0	0	0	0	0	0	0	0	0	0	L	19-23	
2023 TOTALS		11-11	41	23	18	0.5	2.0	5	4	8	0	0	0	0	0	0	0	0	0	0	0	0	0	0	9-8		

+ - Overtime

GROVER STEWART

DEFENSIVE TACKLE

90

2024 GAME-BY-GAME REGULAR-SEASON STATISTICS (COLTS)

DATE	OPPONENT	P/S	TACKLES							INTERCEPTIONS				FUMBLES			ST			MISC		W/L	SCORE				
			TK	S	A	SK	YDS	TFL	YDS	QBH	NO	YDS	LG	TD	PD	FF	FR	TD	YDS	TK	S			A	FF	FR	S
09/08	Texans	S	2	0	2	0.0	0.0	0	0	0	1	0	0	0	0	0	0	0	0	0	0	0	0	0	0	L	27-29
09/15	at Packers	S	5	3	2	0.0	0.0	2	6	0	0	0	0	0	0	0	0	0	0	0	0	0	0	0	0	L	10-16
09/22	Bears	S	4	0	4	0.0	0.0	0	0	0	0	0	0	0	0	0	1	1	0	0	0	0	0	0	0	W	21-16
09/29	Steelers	S	2	1	1	0.5	0.5	1	2	1	0	0	0	0	1	0	0	0	0	0	0	0	0	0	0	W	27-24
10/06	at Jaguars	S	5	4	1	0.0	0.0	1	1	0	0	0	0	0	0	0	0	0	0	0	0	0	0	0	0	L	34-37
10/13	at Titans	S	4	2	2	0.0	0.0	0	0	0	0	0	0	0	1	0	0	0	0	0	0	0	0	0	0	W	20-17
10/20	Dolphins	S	4	1	3	0.0	0.0	0	2	0	0	0	0	0	0	0	0	0	0	0	0	0	0	0	0	W	16-10
10/27	at Texans	S	6	3	3	0.0	0.0	2	5	1	0	0	0	0	0	0	0	0	0	0	0	0	0	0	0	L	20-23
11/03	at Vikings	S	4	2	2	2.0	10.0	1	10	2	0	0	0	0	0	1	0	0	0	0	0	0	0	0	0	L	13-21
11/10	Bills	S	8	4	4	1.0	0.0	0	0	1	0	0	0	0	0	0	0	0	0	0	0	0	0	0	0	L	20-30
11/17	at Jets	S	1	0	1	0.0	0.0	0	0	0	0	0	0	0	0	0	0	0	0	0	0	0	0	0	0	W	28-27
11/24	Lions	S	5	1	4	0.0	0.0	0	0	0	0	0	0	0	0	0	0	0	0	0	0	0	0	0	0	L	6-24
12/01	at Patriots	S	2	0	2	0.0	0.0	0	0	0	0	0	0	0	0	0	0	0	0	0	0	0	0	0	0	W	25-24
12/15	at Broncos	S	5	3	2	0.0	0.0	0	0	0	0	0	0	0	1	0	0	0	0	0	0	0	0	0	0	L	13-31
12/22	Titans	S	4	2	2	0.0	0.0	0	0	0	0	0	0	0	0	0	0	0	0	0	0	0	0	0	0	W	38-30
12/29	at Giants	S	6	2	4	0.0	0.0	1	3	0	0	0	0	0	0	0	0	0	0	0	0	0	0	0	0	L	33-45
01/05	Jaguars	S	7	1	6	0.0	0.0	1	1	0	0	0	0	0	0	0	0	0	0	0	0	0	0	0	0	W	26-23+
2024 TOTALS		17-17	74	29	45	3.5	10.5	10	30	6	0	0	0	0	3	1	1	0	0	0	0	0	0	0	0	8-9	

+ - Overtime

2025 GAME-BY-GAME REGULAR-SEASON STATISTICS (COLTS)

DATE	OPPONENT	P/S	TACKLES							INTERCEPTIONS				FUMBLES			ST			MISC		W/L	SCORE				
			TK	S	A	SK	YDS	TFL	YDS	QBH	NO	YDS	LG	TD	PD	FF	FR	TD	YDS	TK	S			A	FF	FR	S
09/07	Dolphins	S	2	0	2	0.0	0.0	0	0	1	0	0	0	0	0	0	0	0	0	0	0	0	0	0	0	W	33-8
09/14	Broncos	S	6	4	2	0.0	0.0	1	1	0	0	0	0	0	0	0	0	0	0	0	0	0	0	0	0	W	29-28
09/21	at Titans	S	5	1	4	0.0	0.0	0	0	1	0	0	0	0	0	0	0	0	0	0	0	0	0	0	0	W	41-20
09/28	at Rams	S	4	1	3	0.0	0.0	0	0	0	0	0	0	0	0	0	0	0	0	0	0	0	0	0	0	L	20-27
10/05	Raiders	S	1	0	1	0.0	0.0	0	0	0	0	0	0	0	1	0	0	0	0	0	0	0	0	0	0	W	40-6
10/12	Cardinals	S	4	3	1	0.0	0.0	2	2	1	0	0	0	0	0	0	0	0	0	0	0	0	0	0	0	W	31-27
2025 TOTALS		6-6	22	9	13	0.0	0.0	3	3	3	0	0	0	0	1	0	0	0	0	0	0	0	0	0	0	5-1	

2018 GAME-BY-GAME POSTSEASON STATISTICS (COLTS)

DATE	OPPONENT	P/S	TACKLES							INTERCEPTIONS				FUMBLES			ST			MISC		W/L	SCORE				
			TK	S	A	SK	YDS	TFL	YDS	QBH	NO	YDS	LG	TD	PD	FF	FR	TD	YDS	TK	S			A	FF	FR	S
01/05	at Texans	P	1	0	1	0.5	0.0	0	0	1	0	0	0	0	0	0	0	0	0	0	0	0	0	0	0	W	21-7
01/12	at Chiefs	P	1	1	0	0.0	0.0	0	0	0	0	0	0	0	0	0	0	0	0	0	0	0	0	0	0	L	13-31
2018 TOTALS		2-0	2	1	1	0.5	0.0	0	0	1	0	0	0	0	0	0	0	0	0	0	0	0	0	0	0	1-1	

2020 GAME-BY-GAME POSTSEASON STATISTICS (COLTS)

DATE	OPPONENT	P/S	TACKLES							INTERCEPTIONS				FUMBLES			ST			MISC		W/L	SCORE				
			TK	S	A	SK	YDS	TFL	YDS	QBH	NO	YDS	LG	TD	PD	FF	FR	TD	YDS	TK	S			A	FF	FR	S
01/09	at Bills	S	2	2	0	0.0	0.0	0	0	0	0	0	0	0	0	0	0	0	0	0	0	0	0	0	0	L	24-27
2020 TOTALS		1-1	2	2	0	0.0	0.0	0	0	0	0	0	0	0	0	0	0	0	0	0	0	0	0	0	0	0-1	

JONATHAN TAYLOR

RUNNING BACK

28



Selected by the Colts in the second round (41st overall) of the 2020 NFL Draft.

5-10 226 LBS

NFL EXP: 6

(6TH YEAR WITH THE COLTS)

BORN: 1/19/99



**COLLEGE:
WISCONSIN**

4TH-AND-SHORT

- Associated Press First Team All-Pro selection (2021).
- 2x Pro Bowl selection [2021, 2024].
- In his first five seasons, he recorded 1,228 carries for 6,013 yards and 51 touchdowns in 67 games (61 starts). He also compiled 141 receptions for 1,091 yards and five touchdowns.
- In 2021, he set the single-season franchise records for rushing yards (1,811) and rushing touchdowns (18).
- In Week 11 of 2021 at BUF, he set the single-game franchise record for total touchdowns (five) and points scored (30).
- Set the single-game franchise record for most rushing yards (253) in Week 17 of 2020 vs. JAX.
- Only the seventh player in FBS history to rush for 6,000 yards and is the only player to rush for 1,900 yards in three straight seasons.

DOWN THE STRETCH

What is on your bucket list: Travel to Tokyo or Australia.

Who is your mentor: The greats that came before me.

Favorite vacation spot: Universal Studios

What are your pet peeves: People who don't use their turn signals

Who was your favorite athlete growing up: Arian Foster

Do you have any pets: One dog, Koda

@JayT23

@jayt23

AFC OFFENSIVE PLAYER OF THE WEEK

Taylor was named the AFC Offensive Player of the Week for Week 3 of 2025. In the Colts' 41-21 win at Tennessee, Taylor recorded 17 carries for 102 yards and three touchdowns as well as three receptions for 38 yards. It marked Taylor's third career performance with three or more touchdowns. His 102 rushing yards brought him to 338 on the season, the most by a Colts player through the first three games in franchise history.



AFC OFFENSIVE PLAYER OF THE WEEK

Taylor was named the AFC Offensive Player of the Week for Week 2 of 2025. In the Colts' 29-28 win against the Denver Broncos, Taylor registered 25 carries for 165 yards (6.6 avg.) He also compiled two receptions for 50 yards. It marked his 25th 100-yard performance of his career, pushing him into second in Colts history behind Edgerrin James (49). His 50 receiving yards also making him the first Colts player to tally 150-plus rushing and 50-plus receiving yards since Marshall Faulk in Week 13 of 1998.



PRO BOWL - MAKE THAT TWO

Taylor was selected to his second Pro Bowl after earning his first in 2021. He finished the 2024 season with 303 carries for 1,431 yards and 11 touchdowns along with 18 receptions for 136 yards and one touchdown. He ended fourth overall in the NFL in rushing yards and compiled eight 100-yard rushing games, the third most across the league.


AFC OFFENSIVE PLAYER OF THE WEEK

Taylor was named the AFC Offensive Player of the Week for Week 16 of 2024. He registered 29 carries for 218 yards and three touchdowns, two of which were 65-plus yards. Taylor became the first player since 2019 (Derrick Henry) to rush for over 200 yards with at least three touchdowns in a game; only 28 players in NFL history have hit those marks. The last Colts player to do so was Hall of Famer Edgerrin James in 2000.



AFC OFFENSIVE PLAYER OF THE WEEK

Taylor was named the AFC Offensive Player of the Week for Week 10 of 2022. In the Colts' 25-20 road win against the Las Vegas Raiders, Taylor registered 22 carries for 147 yards (6.7 avg.) and one touchdown. He also compiled two receptions for 16 yards. In the third quarter, Taylor recorded a 66-yard rushing touchdown, which was the longest play by Indianapolis in 2022 and was his longest run since Week 15 of last season. It marked his fourth career rushing touchdown of at least 60 yards, which tied Lenny Moore for the most in franchise history.



AFC OFFENSIVE PLAYER OF THE WEEK

Taylor was named the AFC Offensive Player of the Week for Week 11 of 2021. In the Colts' 41-15 win against the Buffalo Bills, Taylor compiled 32 carries for 185 yards (5.8 avg.) and a career-high four touchdowns. He also registered three receptions for 19 yards and one touchdown. Taylor set the single-game franchise record for total touchdowns and total points (30). His five total touchdowns are tied for the fourth-most by a single player in NFL history. Taylor became the only player in NFL history to record 175-plus rushing yards, four rushing touchdowns and one receiving touchdown in a single game. It marked his fourth-career game with at least 150 rushing yards and multiple touchdowns, which is the most in team history.



OFFENSIVE PLAYER OF THE MONTH

Taylor earned AFC Player of the Month in October 2021 after he compiled 79 carries for 478 yards (6.1 avg.) and six touchdowns. He also tallied 13 receptions for 195 yards and one touchdown. From Weeks 4-8, Taylor led the NFL in scrimmage yards and rushing average, while ranking in the top-two in overall touchdowns (tied-first), rushing yards (second) and rushing touchdowns (tied-second). He was the only player in the league to register at least 100 scrimmage yards in all five games. Taylor recorded at least one rushing touchdown in each game and eclipsed 100 rushing yards three times (tied for most in the league in October). He became the first Indianapolis player to earn AFC Offensive Player of the Month honors since Andrew Luck in November 2018 and the first running back since Edgerrin James in October 2005.



2x OFFENSIVE PLAYER OF THE MONTH

Taylor earned AFC Player of the Month for the second consecutive month in November 2021. He totaled 88 carries for 556 yards (6.3 avg.) and eight touchdowns. He also registered 15 receptions for 71 yards and one touchdown. From Weeks 9-12, Taylor led the NFL in scrimmage yards, total touchdowns, rushing yards, rushing touchdowns and 100-yard games (three). He was the only player in the NFL to tally at least one rushing touchdown in each game. Taylor was named AFC Offensive Player of the Week for Week 11 after compiling a career-high 32 carries for 185 yards (5.8 avg.) and a career-high four touchdowns against the Buffalo Bills. He also registered three receptions for 19 yards and one touchdown. Taylor set the single-game franchise record for total touchdowns and total points (30).

RECORD-SETTING DAY

In Week 17 of 2020 vs. Jacksonville, Taylor tallied 30 carries for a single-game franchise-high 253 yards and two touchdowns. He broke the previous single-game franchise-record of 219 yards previously held by Edgerrin James. Taylor became only the second player in franchise history to hit the 200-yard mark in a single game. He tied DeMarco Murray (253) for the second-most rushing yards by a rookie in a single game in NFL history and tied Murray for the ninth-most by any player in a single game. Taylor also passed Alan Ameche (194) for the most rushing yards by a rookie in a single game in team history.



OFFENSIVE ROOKIE OF THE MONTH

Taylor earned AFC Offensive Rookie of the Month in December of 2020 after he totaled 97 carries for 651 yards (6.7 avg.) and seven touchdowns from Weeks 13-17. He also caught 10 passes for 72 yards and one touchdown. Taylor had one 250-yard rushing performance, a 150-yard rushing game and three games with multiple touchdowns over the final five weeks of the regular season. In Week 17 vs. Jacksonville, he tallied 30 carries for a franchise-record 253 yards and two touchdowns.



HISTORICAL COLLEGE CAREER

In just three years with the Badgers, Taylor made his mark on both the university as well as the NCAA. He tallied 926 carries for 6,174 yards and 50 touchdowns, while also adding 42 receptions for 407 yards and five touchdowns. His career rushing yards rank No. 6 all-time among FBS players and is No. 2 all-time among the Big Ten. Taylor became only the seventh player in FBS history to rush for 6,000 yards and was the first ever to do so in just three seasons, and is the only player in FBS history to rush for at least 1,900 yards in three consecutive seasons.

MAKING A TOUGH CALL


After breaking the New Jersey high school single-season rushing record and being a standout in track and field, Taylor had the tough decision to make on his next step. He had interest from many schools, including Wisconsin, Rutgers, Yale, Harvard and Army. He originally committed to Rutgers to stay closer to home, before decommitting and deciding on Wisconsin. However, the chance to go to an Ivy League school like Harvard or Yale was not lost on him. He even visited Yale three times in the process.

JONATHAN TAYLOR

URB

AT WISCONSIN...

- NO. 6 ALL-TIME AMONG FBS PLAYERS IN RUSHING (6,174 YARDS) AND NO. 2 ALL-TIME AMONG BIG TEN PLAYERS
- TWO-TIME ODAK WALKER AWARD WINNER (2018, 2019)
- TWO-TIME UNANIMOUS FIRST-TEAM ALL-AMERICAN (2018, 2019)
- THIRD PLAYER IN FBS HISTORY WITH MULTIPLE 2,000-YARD RUSHING SEASONS



- ONLY PLAYER IN FBS HISTORY TO RUSH FOR AT LEAST 1,900 YARDS IN THREE CONSECUTIVE SEASONS
- BROKE FBS RECORD FOR MOST RUSHING YARDS BY A PLAYER IN ANY THREE-YEAR SPAN
- AVERAGE OF 6.67 YARDS PER CARRY RANKS NO. 2 IN SCHOOL HISTORY
- RUSHED FOR AT LEAST 100 YARDS IN 32 GAMES, THIRD-MOST IN FBS HISTORY
- HAD 12 GAMES OF 200-PLUS YARDS
- SCORED 50 RUSHING TOUCHDOWNS AND 55 TDs IN TOTAL
- FIRST PLAYER IN SCHOOL HISTORY TO RECORD THREE GAMES OF 200-PLUS RUSHING YARDS AGAINST A SINGLE OPPONENT



NFL HIGHLIGHTS

CAREER

- In six seasons with the Colts (2020-25), he has appeared in 73 games (67 starts) and has accumulated 1,343 carries for 6,616 yards and 58 touchdowns. Also has added 161 receptions for 1,238 yards and six touchdowns. He has started one postseason contest and has recorded 21 carries for 78 yards and one touchdown as well as two receptions for six yards.

2025 SEASON (COLTS)

- Has started six games and has recorded 115 carries for 603 yards (5.2 avg.) and seven touchdowns as well as 20 receptions for 147 yards and one touchdown. In Week 2 vs DEN, he earned AFC Offensive Player of the week after he registered 25 carries for 165 yards and two receptions for 50 yards and a touchdown. The 165-yard rushing performance was his 25th 100-yard performance of his career, pushing him into second in Colts history behind Edgerrin James (49). He also added 50 receiving yards, making him the first Colts player to tally 150-plus rushing and 50-plus receiving yards since Marshall Faulk in Week 13 of 1998. In Week 3 at TEN, Taylor tallied 17 carries for 102 yards and three rushing touchdowns, marking his 26th career 100-yard rushing game and his first time registering back-to-back 100-yard performances since Weeks 17-18 of 2024. The performance moved him into first in franchise history for most rushing yards through the first three games of the season since at least 1970 (338). It also marked his third career game with at least three rushing touchdowns, and his first since Week 16 of 2024 against TEN. In Week 4 at LAR, he recorded 17 carries for 76 yards and five receptions for 20 yards. It marked his ninth consecutive game of 95-plus scrimmage yards. In Week 5 vs. LV, he recorded 17 carries for 66 yards and three touchdowns, as well as three receptions for 20 yards and a two-point conversion. It marked his 13th career multiple-rushing touchdown game. He joined Edgerrin James (2000) as the only Colts players to have two games with at least three rushing touchdowns in the same season. He also passed Marvin Harrison (62) for the second-most total touchdowns by a Colts player in their first six seasons. His 20 points in the game marked the most by a Colts player in a single game since he totaled 24 in Week 11 of 2021 at BUF. In Week 6 vs. ARI, he compiled 21 carries for 123 yards and one touchdown as well as four receptions for 14 yards. It marked his third 100+ yard rushing performance of 2025, making him the first Colts player to surpass 100 rushing yards in at least three of the first six games in a season since Edgerrin James in 2005.

He also passed Toni Linhard (382) for the fourth-most points by a Colts player in their first six seasons.

2024 SEASON (COLTS)

- Was named to the Pro Bowl after he appeared in 14 games (13 starts) and collected 303 carries for 1,431 yards and 11 touchdowns. He also added 18 receptions for 136 yards and one touchdown. In Week 2 at GB, he led the team in rushing with 12 carries for 103 yards (8.6 avg.). His rushing average was the third-highest of his career. In Week 3 vs. CHI, he led the team in rushing with 110 yards on 23 carries with two touchdowns. He also tallied one reception for 25 yards. He also passed Marshall Faulk (42) for the fourth-most rushing touchdowns in team history. In Week 4 vs. PIT, he posted 21 carries for 88 yards and one touchdown as well as three receptions for 20 yards. It marked his third consecutive game of at least 100 scrimmage yards. In Week 8 at HOU, he registered a team-high 20 carries for 105 yards and a touchdown. He also passed Lenny Moore (6,040) for the fourth-most yards from scrimmage by a Colts player within their first five seasons. In Week 10 vs. BUF, he tallied 21 carries for a team-high 114 yards. He also added two receptions for eight yards. He rushed for 107 yards in the first half, the most by a Colt in the first half since Week 17 of 2021. It marked his 20th career 100-yard game. In Week 13 at NE, he recorded 25 carries for 96 yards as well as one reception for seven yards and a touchdown. He became the fourth player in franchise history with 50-plus touchdowns in their first five seasons, joining Marshall Faulk, Edgerrin James and Lenny Moore. He also passed Marshall Faulk (5,320) for the third-most rushing yards in team history and for the second-most rushing yards by a Colts player in their first five seasons. In Week 16 vs TEN, he tallied 29 carries for 218 yards and three touchdowns. He registered the third-most rushing yards in single-game team history. Taylor is one of two players (Edgerrin James) in franchise history to eclipse 200 rushing yards in a single game. He also hit the 100-yard rushing mark in the first half alone for the second time in 2024. Taylor passed Tom Matte (45) for the third-most rushing touchdowns in team history. He also passed Lenny Moore (nine) for the second-most games with two or more rushing touchdowns. He totaled three rushing scores in the same game for the second time in his career and the first time since Week 11 of 2021 at Buffalo (four). Taylor is one of three players in team history (Edgerrin James, Marshall Faulk) to have multiple games with at least three rushing touchdowns. In Week 17 at NYG, he tallied 32 carries for 125 yards and two touchdowns. He also added two receptions for 11 yards. It marks the first time he has registered multiple rushing



touchdowns in consecutive games since Weeks 16-17 of 2020. Taylor became only the second NFL player this season to tally multiple rushing touchdowns and eclipse 100 rushing yards in back-to-back games (Saquon Barkley in Weeks 11-12). He also became the fifth Colts running back to record three seasons with 10-plus touchdowns, joining Edgerrin James, Marshall Faulk, Tom Matte and Lenny Moore. In Week 18 vs. JAX, he tallied a single-game career-high 34 carries for 177 yards and one touchdown. He also added one reception for three yards. It marked his fourth consecutive and 24th career 100-yard rushing game. He tied Eric Dickerson (24) for the second-most 100-yard rushing games in team history as well as tied the fifth-most in single-season team history (eight). He passed Lenny Moore (55) for the most total touchdowns by a Colts player in their first five seasons.

2023 SEASON (COLTS)

- Played in 10 games (seven starts) and recorded 169 carries for 741 yards and seven touchdowns as well as 19 receptions for 153 yards and one touchdown. In Week 7 vs. CLE, he led the team in rushing with 18 carries for 75 yards and one touchdown. He also contributed three receptions for 45 yards. He passed Joseph Addai (4,756) for the third-most yards from scrimmage by a Colts player in their first four seasons. In Week 8 vs. NO, he tallied 12 carries for 95 yards as well as one reception for two yards. In Week 10 at NE, he led the team in rushing with a single-game season-high 23 carries for 69 yards and one touchdown as well as one reception for six yards. He passed Joseph Addai (34) for the second-most rushing touchdowns by a Colts player in their first four seasons. In Week 12 vs. TB, he compiled 15 carries for 91 yards and two touchdowns. In Week 17 vs. LV, he led the team in rushing with 21 carries for a single-game season-high 96 yards and one touchdown. He passed Edgerrin James (252) and Lenny Moore (252) for the fifth-most points by a Colts player in their first four seasons. In Week 18 vs. HOU, he finished with single-game season highs in carries (30) and rushing yards (188) while also adding one touchdown. His 188 rushing yards are the second-highest mark in a single game for his career, trailing only his franchise-record 253 yards against Jacksonville in Week 17 of 2021. It also ranks as the seventh-most in a single game in team history. Taylor passed Joseph Addai (4,453) for the seventh-most rushing yards in team history. He tied Eric Dickerson (seven) for the most 150-yard rushing games in franchise history.

2022 SEASON (COLTS)

- Started 11 games and tallied 192 rushes for 861 yards and four touchdowns. He also added 28 receptions for 143 yards. In Week 1 at HOU, he eclipsed 3,000 career rushing yards. Taylor is the second-fastest player in team history (33 games)

to reach that plateau (Edgerrin James did it in 30 games and just the 11th player to do so in Colts history. In Week 7 at TEN, he rushed 10 times for 58 yards and also tallied a single-game career-high seven receptions for 27 yards. In Week 10 at LV, he led the team in rushing with 22 carries for 147 yards and one touchdown. Taylor passed Marshall Faulk (33) and tied Lenny Moore (34) for the second-most total touchdowns by a Colts player in their first three seasons. Taylor passed Eric Dickerson (13) for the second-most games with 100-plus rushing yards and at least one touchdown in franchise history. He passed Curtis Dickey (3,490) for the 10th-most rushing yards in team history. Taylor recorded a 66-yard touchdown rush in the third quarter, which was the longest play by the Colts in 2022 and was his longest rush since Week 15 of 2021 vs. New England. According to ESPN Stats & Info, it marked Taylor's fourth career rushing touchdown of at least 60 yards, which ties Lenny Moore for the most in franchise history. In Week 11 vs. PHI, he led the team in rushing with 22 carries for 84 yards and one touchdown. He passed Lenny Moore (204) for the fifth-most points by a Colts player in their first three seasons and Moore (34) for the second-most touchdowns by a Colts player in their first three seasons. In Week 12 vs. PIT, he led the team in rushing with 20 carries for 86 yards and one touchdown. He passed Eric Dickerson (32) for the eighth-most rushing touchdowns in team history. In Week 13 at DAL, he led the team in rushing with 21 carries for 82 yards as well as three receptions for 21 yards.

2021 SEASON (COLTS)

- Started all 17 games and was named a unanimous Associated Press First Team All-Pro and was selected to the Pro Bowl after he tallied 332 carries for 1,811 yards and 18 touchdowns as well as 40 receptions for 360 yards and two touchdowns. Taylor led the NFL in scrimmage yards (2,171), rushing yards, rushing touchdowns, 100-yard rushing games (10) and first down runs (107). He finished tied for first in total touchdowns (20). Taylor ranked second in the league in total points (120) by non-kickers. He set franchise single-season records for rushing yards, rushing touchdowns and fewest carries to reach 1,000 rushing yards (173). In Week 4 at MIA, he led the team in rushing with 16 carries for 103 yards and one touchdown. In Week 5 at BAL, he led the team in rushing with 15 carries for 53 yards and one touchdown. He also led the team in receiving with three receptions for a single-game career-high 116 yards and one touchdown. He tallied his first 100-yard receiving game and became the first Colt to register a 100-yard rushing game the previous week and follow it up with a 100-yard receiving game since Joseph Addai in Weeks 8 and 9 of 2007. He passed Joseph Addai (1,488) for the third-most rushing yards by a Colts player in their first 20



career games. In Week 6 vs. HOU, he recorded then single-game season highs in rushing yards (145) and rushing touchdowns (two) on 14 carries. He reached 2,000 career scrimmage yards and 1,500 career rushing yards and became just the sixth player in team history to reach each of those plateaus in their first two seasons. Taylor registered an 83-yard carry in the third quarter. It was the longest rush by a Colts player ever and the longest carry by an NFL player that season. In Week 7 at SF, he led the team in rushing with 18 carries for 107 yards and one touchdown. In Week 9 vs. NYJ, he led the team in rushing with 19 carries for 172 yards and two touchdowns. He also added two receptions for 28 yards. He eclipsed 2,000 career scrimmage yards. Taylor is just the fourth player in team history to reach that plateau in their first two seasons. In Week 10 vs. JAX, Taylor led the team in rushing with 21 carries for 116 yards and one touchdown. He eclipsed 2,000 career rushing yards. Taylor became just the fourth player in team history to reach that plateau in their first two seasons. In Week 11 at BUF, he led the team in rushing with a career-high 32 carries for 185 yards and a career-high four rushing touchdowns. He also added three receptions for 19 yards and one receiving touchdown. He scored five total touchdowns (four rushing, one receiving) and accumulated 30 total points, which is the most in single-game franchise history. His five total touchdowns are tied for the fourth-most by a single player in NFL history. He tied Eric Dickerson and Joseph Addai (four) for the most rushing touchdowns in a single game in team history. Taylor is the only player in NFL history to record 175-plus rushing yards, four rushing touchdowns and one receiving touchdown in a single game. He tallied a rushing touchdown and 100 yards from scrimmage in eight consecutive games and became just the third player ever to do so (LaDainian Tomlinson in 2006 and Lydell Mitchell from 1975-76). Taylor set the franchise record for fewest carries to reach 1,000 rushing yards in a single season (173). He became the fourth player since 2000 and the first since Adrian Peterson (2007-08) to record at least 1,000 rushing yards and 10 rushing touchdowns in each of their first two seasons (per NFL Research). He passed Joseph Addai (2,153) for the third-most scrimmage yards (2,842) by a Colts player in their first two seasons. In Week 12 vs. TB, he led the team in rushing with 16 carries for 83 yards and one touchdown. Taylor passed Marshall Faulk (2,360) for the second-most rushing yards by a Colts player in their first two seasons. He passed Joseph Addai (15 in 2007), Eric Dickerson (15 in 1988), Marvin Harrison (15 in 2001 and 2004), Lydell Mitchell (15 in 1975) and Lenny Moore (15 in 1961) for the fourth-most total touchdowns in single-season team history. In Week 13 at HOU,

he tallied 32 carries for 143 yards and two touchdowns. He passed Edgerrin James (26) for the most rushing touchdowns by a Colts player in their first two seasons. In Week 15 vs. NE, he led the team in rushing with 29 carries for 170 yards and one touchdown. He registered a 67-yard rushing touchdown to ice the game in the fourth quarter. According to Next Gen Stats, he hit 22.13 miles per hour on the rush, which is the fastest speed by a ball carrier on the season. He passed Lenny Moore (16 in 1964) for the most rushing touchdowns in single-season team history. It marks Taylor's 11th consecutive game with a rushing touchdown, which ties Lenny Moore (BAL, 1963-64), Emmitt Smith (DAL, 1994-95), Emmitt Smith (DAL, 1995) and Priest Holmes (KC, 2002) for the fourth-longest streak in NFL history. He also tied Lenny Moore (11) for the franchise record. Taylor tied Clinton Portis (31) for the second-most touchdowns by an NFL player before turning 23 years old. He passed Edgerrin James (18 in 2000) for the second-most total touchdowns in single-season team history. It also marked Taylor's 11th consecutive game with a touchdown and he joined Lenny Moore (18) as the only players in team history to accomplish that feat. In Week 17 vs. LV, he recorded 20 carries for 108 yards and one touchdown. He passed Edgerrin James (1,709 in 2000) for the most rushing yards in single-season team history. Taylor tied Lenny Moore (20 in 1964) for the most total touchdowns in single-season franchise history. He also passed Clinton Portis (31) for the second-most touchdowns by an NFL player before turning 23 years old. He became just the fourth player in team history to register 2,000 scrimmage yards in a single season. He passed Eric Dickerson (2,036 in 1988) for the fourth-most scrimmage yards in single-season team history. Per NFL Research, Taylor (age 22) became the youngest player in NFL history with 2,000-plus scrimmage yards and 20-plus touchdowns in a single season (Eric Dickerson was the previous youngest at age 23 in 1983). He tied Edgerrin James (1999) for the most 100-yard games (10) in single-season Colts history. Taylor tied Earl Campbell (1979), Terrell Davis (1998), Larry Johnson (2005) and LaDainian Tomlinson (2006) for the fourth-most games (nine) with 100-plus rushing yards and at least one rushing touchdown in a single-season in NFL history.

2020 SEASON (COLTS)

- Earned PFWA All-Rookie Team honors after he saw action in 15 games (13 starts) and recorded 232 carries for 1,169 yards and 11 touchdowns as well as 36 receptions for 299 yards and one touchdown. His 1,169 rushing yards ranked third in the NFL and were the most by a Colts running back since Edgerrin James in 2005 (1,506). In Week 1 at JAX, he tallied nine carries for 22 yards and six receptions for 67 yards. He became



only the second Colts running back in team history to record more than 60 receiving yards in Week 1 (Ahmad Bradshaw, 2014). In Week 2 vs. MIN, he made his first career start and tallied 26 carries for 101 yards and one touchdown. He became the first Colts rookie to rush for at least 100 yards in a single game since Vick Ballard at Houston on 12/16/12 (105). He finished with 18 carries in the first half. It was the most by a running back in the NFL since Derrick Henry (21) on 12/16/18. It is also tied for the fourth-most carries by a Colts running back in team history in the first half (Edgerrin James had 19 three different times). In Week 3 vs. NYJ, he led the team in rushing with 13 rushes for 59 yards and one touchdown. It was his second consecutive game with a rushing touchdown and marked the first time a Colts rookie had rushing touchdowns in consecutive games since Javaris James did it in Weeks 13 and 14 of the 2010 season. In Week 13 at HOU, he led the team in rushing with 13 carries for 91 yards and also added three receptions for 44 yards and his first-career receiving touchdown. In Week 1 at LV, he led the team in rushing with 20 carries for 150 yards and two touchdowns and also added two receptions for 15 yards. With his first 120 scrimmage yards, he became only the fourth Colts player to reach 1,000 scrimmage yards in their first 12 games, joining Edgerrin James, Marshall Faulk and Joseph Addai. He was one of five rookies in 2020 to have multiple 100-yard rushing games (James Robinson, Clyde Edwards-Helaire, J.K. Dobbins and Antonio Gibson) and is the first Colts rookie to have multiple 100-yard rushing games since Joseph Addai (2006). He became the first Colts rookie to have multiple rushing touchdowns in the same game since Andrew Luck in 2012 and he is the first Colts rookie running back since Javaris James in 2010. In Week 15 vs. HOU, he led the team in rushing with 16 carries for 83 yards and one touchdown and also added four receptions for 12 yards. It was his fourth consecutive game with 80 rushing yards, becoming only the third NFL player this season to do so, joining Dalvin Cook and Nick Chubb. He was the first Indianapolis player to accomplish the feat since Joseph Addai (2007) and the first NFL rookie to do it since Saquon Barkley (2018). In Week 16 at PIT, he led the team in rushing with 18 carries for 74 yards and two touchdowns. In Week 17 vs. JAX, he led the team in rushing with a season-high 30 carries for a single-game franchise-high 253 yards and two touchdowns. He broke the previous single-game franchise-record of 219 yards previously held by Edgerrin James. Taylor became only the second player in franchise history to hit the 200-yard mark in a single game (Edgerrin James did it twice). He tied DeMarco Murray (253) for the second-most rushing yards by a rookie in a single game in NFL history and tied Murray for the

ninth-most by any player in a single game. He also passed Alan Ameche (194) for the most rushing yards by a rookie in a single game in team history. He passed Joseph Addai (1,406) for the third-most yards from scrimmage by a rookie in franchise history. Taylor reached 1,000 rushing yards for the season becoming just the fifth rookie in franchise history to reach that plateau. He was the first rookie to hit 1,000-plus yards since Joseph Addai in 2006. Taylor passed Dominic Rhodes (1,104) for the third-most rushing yards by a rookie in franchise history. His 30 carries were the most for a Colts running back since Frank Gore (36) in Week 14 of 2017. In the first quarter, Taylor posted over 100 rushing yards. He was the first player to reach 100 rushing yards in the first quarter since Saquon Barkley did it in Week 16 of 2019. He was just the fifth rookie to do so since at least 1991, joining Leonard Fournette, Edgerrin James, Robert Edwards and Jerome Bettis. He was also the third Colts player in team history to accomplish the feat, since at least 1991. He accumulated 137 rushing yards in the first half, which is the most by a player in team history, since at least 1991. Taylor passed Dominic Rhodes and Alan Ameche (nine) and tied Marshall Faulk and Curtis Dickey (11) for the second-most rushing touchdowns in franchise history by a rookie. He also tied Alan Ameche, Curtis Dickey and Edgerrin James for the most games with a rushing touchdown by a rookie (eight). Taylor became only the third rookie running back in team history to have at least 10 rushing touchdowns and 1,000 rushing yards, joining Marshall Faulk and Edgerrin James. He was the first player with 11 rushing touchdowns in a single season since Joseph Addai in 2007. It was Taylor's fourth consecutive game with a rushing touchdown, becoming only the third Colts rookie to accomplish the feat and the first since James Mungro in 2002. Taylor finished the regular season with a 5.04 rushing average, which is the third-best average for a rookie running back in team history. Started one postseason contest and led the team in rushing with 21 carries for 78 yards and one touchdown. It was his fifth consecutive game with a rushing touchdown totaling the most consecutive games with a rushing touchdown by a Colts player since Marlon Mack in 2018 (regular season and postseason combined). He became the first Colts rookie to have a rushing touchdown in his playoff debut since Joseph Addai in the 2006 Wild Card.

COLLEGE

- Appeared in 41 games (40 starts) at Wisconsin (2017- 19) and totaled 926 carries for 6,174 yards and 50 touchdowns. Also added 42 receptions for 407 yards and five touchdowns. Named the Doak Walker Award winner, a unanimous All-



America choice, First Team All-Big Ten and Big Ten Running Back of the Year in both 2018 and 2019. He became the seventh player in FBS history to rush for 6,000 yards and the first ever to do so in just three seasons. His 6,174 career rushing yards ranked No. 6 all-time among FBS players and No. 2 all-time among the Big Ten. He became the third player in FBS history with multiple 2,000-yard rushing seasons and the only player in FBS history to rush for at least 1,900 yards in three consecutive seasons. Rushed for at least 100 yards in 32 games. Tallied 12 games of 200+ yards.

- In 2019, as a team captain he was named the Doak Walker Award winner, a unanimous All-America choice, First Team All-Big Ten and Big Ten Running Back of the Year after starting 14 games and totaling 2,003 yards on 320 carries with 21 touchdowns. Also added 26 receptions for 252 yards and five touchdowns. He led the nation with 26 total touchdowns. He was a four-time Big Ten Offensive Player of the Week and accumulated four 200-yard rushing performances, including three straight in November in wins over Iowa, Nebraska and Purdue.
- As a sophomore, he was named the Doak Walker Award winner, a unanimous All-America choice, First Team All-Big Ten and Big Ten Running Back of the Year after he started 13 games and recorded 307 carries for a nation-high 2,194 yards and 16 touchdowns as well as eight receptions for 60 yards. He led the nation in rushing yards per game (168.8) and topped the 100-yard mark in 12-of-13 games, including seven games of 150-plus and five games of 200-plus. Was selected as a two-time Big Ten Offensive Player of the Week and named the New Era Pin Stripe Bowl MVP after rushing for 205 yards and one touchdown in a win over Miami.
- In 2017, he was named Big Ten Freshman of the Year, First Team All-Big Ten and Second Team All-America after he saw action in 14 games (13 starts) and accumulated 299 carries for 1,977 yards and 13 touchdowns. He also contributed eight receptions for 95 yards. He hit the 100-yard rushing mark in 10 games with five games of 150-plus rushing yards and three 200-rushing

yard performances. He was selected as a two-time Big Ten Offensive Player of the Week and an eight-time Big Ten Freshman of the Week.

PERSONAL

- Attended Salem (N.J.) High School and finished his career with 4,642 rushing yards and 51 total touchdowns.
- As a senior, he was named first team all-state and South Jersey Times Offensive Player of the Year after he set a New Jersey single-season record with 2,510 rushing yards and also added 35 touchdowns.
- As a junior, he earned first team all-conference honors after he rushed for 1,383 yards and 15 touchdowns.
- He earned second team all-conference honors as a sophomore after rushing for 500 yards and five touchdowns.
- Selected as a two-time team MVP and team captain.
- Won back-to-back New Jersey Meet of Champions titles in 100 meters as a junior and senior.
- Selected as the South Jersey Times Boys Track Athlete of the Year as a junior and senior.
- His father, Jonathan, played basketball at San Francisco State (1982-86).
- Volunteered with a community food drive, as a peer tutor and helped with a project to rebuild a classroom for students in India.
- Participated in the NFL's My Cause My Cleats initiative and represented "100 Black Men of Indianapolis" (2023), Boys 2 Men (2021) and No Kid Hungry (2020).
- In 2020, he met with kids virtually from Riley Hospital for Children.
- Currently a co-owner of four Toppers Pizza locations.
- Majored in philosophy at Wisconsin.
- Married to his wife, Ayanna.
- A native of Salem, N.J.

TRANSACTIONS

- Selected by the Colts in the second round (41st overall) of the 2020 NFL Draft.

JONATHAN TAYLOR'S - NFL REGULAR SEASON STATISTICS

DATE	TEAM	RUSHING								RECEIVING				
		GP	GS	NO.	YDS.	AVG.	LG	TD	NO.	YDS.	AVG.	LG	TD	
2020	Colts	15	13	232	1,169	5.0	62t	11	36	299	8.3	39t	2	
2021	Colts	17	17	332	1,811	5.5	83	18	40	360	9.0	76t	1	
2022	Colts	11	11	192	861	4.5	66t	4	28	143	5.1	19	0	
2023	Colts	10	7	169	741	4.4	49t	7	19	153	8.1	40	1	
2024	Colts	14	13	303	1,431	4.7	70t	11	18	136	7.6	25	1	
2025	Colts	6	6	115	603	5.2	68	7	20	147	7.4	43	1	
TOTALS		73	67	1,343	6,616	4.9	83	58	161	1,238	7.7	76T	6	

JONATHAN TAYLOR

RUNNING BACK

28



JONATHAN TAYLOR'S - NFL POSTSEASON STATISTICS

DATE	TEAM	GP	GS	NO.	RUSHING				NO.	RECEIVING			
					YDS.	AVG.	LG	TD		YDS.	AVG.	LG	TD
2020	Colts	1	1	21	78	3.7	20	1	2	6	3.0	6	0
TOTALS		1	1	21	78	3.7	20	1	2	6	3.0	6	0

JONATHAN TAYLOR'S - NFL REGULAR SEASON STATISTICS

DATE	TEAM	KICKOFF RETURNS					PUNT RETURNS					
		RET.	YDS.	AVG.	LG	TD	NO.	FC	YDS.	AVG.	LG	TD
2020	Colts	0	0	0.0	0	0	0	0	0	0.0	0	0
2021	Colts	0	0	0.0	0	0	0	0	0	0.0	0	0
2022	Colts	0	0	0.0	0	0	0	0	0	0.0	0	0
2023	Colts	0	0	0.0	0	0	0	0	0	0.0	0	0
2024	Colts	0	0	0.0	0	0	0	0	0	0.0	0	0
2025	Colts	0	0	0.0	0	0	0	0	0	0.0	0	0
TOTALS		0	0	0.0	0	0	0	0	0	0.0	0	0

JONATHAN TAYLOR'S - NFL POSTSEASON STATISTICS

DATE	TEAM	KICKOFF RETURNS					PUNT RETURNS					
		RET.	YDS.	AVG.	LG	TD	NO.	FC	YDS.	AVG.	LG	TD
2020	Colts	0	0	0.0	0	0	0	0	0	0.0	0	0
TOTALS		0	0	0.0	0	0	0	0	0	0.0	0	0

SINGLE-GAME HIGHS: RUSHING/RECEIVING

Rush Attempts	34 vs. Jacksonville Jaguars, Jan 05, 2025 32 at New York Giants, Dec 29, 2024 ...2 more at 32.	Receiving Average	38.7 at Baltimore Ravens, Oct 11, 2021 17.3 vs. Tennessee Titans, Oct 31, 2021 15.0 vs. Cleveland Browns, Oct 22, 2023
Rushing Yards	253 vs. Jacksonville Jaguars, Jan 03, 2021 218 vs. Tennessee Titans, Dec 22, 2024 188 vs. Houston Texans, Jan 06, 2024	Longest Receptions	76t at Baltimore Ravens, Oct 11, 2021 43 vs. Denver Broncos, Sep 14, 2025 40 at Jacksonville Jaguars, Oct 15, 2023
Rushing Average	10.4 vs. Houston Texans, Oct 17, 2021 9.1 vs. New York Jets, Nov 04, 2021 8.6 at Green Bay Packers, Sep 15, 2024	Receiving TDs	1 vs. Denver Broncos, Sep 14, 2025 ...5 more at 1.
Longest Runs	83 vs. Houston Texans, Oct 17, 2021 78t vs. New York Jets, Nov 04, 2021 70t vs. Tennessee Titans, Dec 22, 2024	All-Purpose Yards	254 vs. Jacksonville Jaguars, Jan 03, 2021 218 vs. Tennessee Titans, Dec 22, 2024 215 vs. Denver Broncos, Sep 14, 2025
Rushing TDs	4 at Buffalo Bills, Nov 21, 2021 3 vs. Las Vegas Raiders, Oct 05, 2025 ...2 more at 3.	Most TDs	5 at Buffalo Bills, Nov 21, 2021 3 vs. Las Vegas Raiders, Oct 05, 2025 ...2 more at 3.
Receptions	7 at Tennessee Titans, Oct 23, 2022 6 vs. Jacksonville Jaguars, Nov 14, 2021 ...2 more at 6.	Miscellaneous Tackles	1 at Pittsburgh Steelers, Dec 27, 2020
Receiving Yards	116 at Baltimore Ravens, Oct 11, 2021 67 at Jacksonville Jaguars, Sep 13, 2020 60 vs. Seattle Seahawks, Sep 12, 2021	Scrimmage Yards	254 vs. Jacksonville Jaguars, Jan 03, 2021 218 vs. Tennessee Titans, Dec 22, 2024 215 vs. Denver Broncos, Sep 14, 2025

SINGLE-GAME HIGHS - POSTSEASON: RUSHING/RECEIVING

Rush Attempts	21 at Buffalo Bills, Jan 09, 2021	Receptions	2 at Buffalo Bills, Jan 09, 2021
Rushing Yards	78 at Buffalo Bills, Jan 09, 2021	Receiving Yards	6 at Buffalo Bills, Jan 09, 2021
Rushing Average	3.7 at Buffalo Bills, Jan 09, 2021	Longest Receptions	6 at Buffalo Bills, Jan 09, 2021
Longest Runs	20 at Buffalo Bills, Jan 09, 2021 12 at Buffalo Bills, Jan 09, 2021 10 at Buffalo Bills, Jan 09, 2021	All-Purpose Yards	84 at Buffalo Bills, Jan 09, 2021
Rushing TDs	1 at Buffalo Bills, Jan 09, 2021	Most TDs	1 at Buffalo Bills, Jan 09, 2021

JONATHAN TAYLOR

RUNNING BACK

28



100-YARD RECEIVING GAMES (1): REGULAR SEASON

DATE	TEAM	NO.	YDS.	AVG.	LG	TD
10/11/21	at Ravens	3	116	38.7	76t	1

100-YARD RUSHING GAMES (27): REGULAR SEASON

DATE	TEAM	ATT.	YDS.	AVG.	LG	TD
09/20/20	VIKINGS	26	101	3.9	13	1
12/13/20	at Raiders	20	150	7.5	62t	2
01/03/21	JAGUARS	30	253	8.4	56	2
10/03/21	at Dolphins	16	103	6.4	38	1
10/17/21	TEXANS	14	145	10.4	83	2
10/24/21	at 49ers	18	107	5.9	33	1
11/04/21	JETS	19	172	9.1	78t	2
11/14/21	JAGUARS	21	116	5.5	34	1
11/21/21	at Bills	32	185	5.8	40	4
12/05/21	at Texans	32	143	4.5	16	2
12/18/21	PATRIOTS	29	170	5.9	67t	1
12/25/21	at Cardinals	27	108	4.0	43	0
01/02/22	RAIDERS	20	108	5.4	24	1
09/11/22	at Texans	31	161	5.2	17	1
11/13/22	at Raiders	22	147	6.7	66t	1
01/06/24	TEXANS	30	188	6.3	49t	1
09/15/24	at Packers	12	103	8.6	29	0
09/22/24	BEARS	23	110	4.8	29t	2
10/27/24	at Texans	20	105	5.3	28	1
11/10/24	BILLS	21	114	5.4	58	0
12/15/24	at Broncos	22	107	4.9	40	0
12/22/24	TITANS	29	218	7.5	70t	3
12/29/24	at Giants	32	125	3.9	26t	2
01/05/25	JAGUARS	34	177	5.2	17	1
09/14/25	BRONCOS	25	165	6.6	68	0
09/21/25	at Titans	17	102	6.0	46t	3
10/12/25	CARDINALS	21	123	5.9	30	1

2020 GAME-BY-GAME REGULAR-SEASON STATISTICS (COLTS)

DATE	OPPONENT	P/S	RUSHING					RECEIVING					TD	W/L	SCORE
			NO.	YDS.	AVG.	LG	TD	NO.	YDS.	AVG.	LG				
09/13	at Jaguars	P	9	22	2.4	9	0	6	67	11.2	35	0	L	20-27	
09/20	Vikings	S	26	101	3.9	13	1	2	9	4.5	5	0	W	28-11	
09/27	Jets	S	13	59	4.5	16	1	1	3	3.0	3	0	W	36-7	
10/04	at Bears	S	17	68	4.0	16	0	1	11	11.0	11	0	W	19-11	
10/11	at Browns	S	12	57	4.8	10	1	2	17	8.5	13	0	L	23-32	
10/18	Bengals	S	12	60	5.0	21	0	4	55	13.8	22	0	W	31-27	
11/01	at Lions	S	11	22	2.0	6	0	2	9	4.5	5	0	W	41-21	
11/08	Ravens	S	6	27	4.5	11	1	2	7	3.5	5	0	L	10-24	
11/12	at Titans	S	7	12	1.7	4	0	2	25	12.5	14	0	W	34-17	
11/22	Packers	P	22	90	4.1	18	0	4	24	6.0	9	0	W	34-31+	
11/29	Titans												L	26-45	
12/06	at Texans	S	13	91	7.0	24	0	3	44	14.7	39t	1	W	26-20	
12/13	at Raiders	S	20	150	7.5	62t	2	2	15	7.5	20	0	W	44-27	
12/20	Texans	S	16	83	5.2	14	1	4	12	3.0	7	0	W	27-20	
12/27	at Steelers	S	18	74	4.1	18	2	0	0	0.0	0	0	L	24-28	
01/03	Jaguars	S	30	253	8.4	56	2	1	1	1.0	1	0	W	28-14	
2020 TOTALS		15-13	232	1,169	5.0	62T	11	36	299	8.3	39T	1	11-5		

+ - Overtime

JONATHAN TAYLOR

RUNNING BACK

28



2021 GAME-BY-GAME REGULAR-SEASON STATISTICS (COLTS)

DATE	OPPONENT	P/S	RUSHING					RECEIVING					TD	W/L	SCORE
			NO.	YDS.	AVG.	LG	TD	NO.	YDS.	AVG.	LG	TD			
09/12	Seahawks	S	17	56	3.3	12	0	6	60	10.0	15	0	L	16-28	
09/19	Rams	S	15	51	3.4	13	0	1	2	2.0	2	0	L	24-27	
09/26	at Titans	S	10	64	6.4	23	0	1	8	8.0	8	0	L	16-25	
10/03	at Dolphins	S	16	103	6.4	38	1	3	11	3.7	7	0	W	27-17	
10/11	at Ravens	S	15	53	3.5	19	1	3	116	38.7	76t	1	L	25-31+	
10/17	Texans	S	14	145	10.4	83	2	1	13	13.0	13	0	W	31-3	
10/24	at 49ers	S	18	107	5.9	33	1	3	3	1.0	5	0	W	30-18	
10/31	Titans	S	16	70	4.4	12	1	3	52	17.3	37	0	L	31-34+	
11/04	Jets	S	19	172	9.1	78t	2	2	28	14.0	20	0	W	45-30	
11/14	Jaguars	S	21	116	5.5	34	1	6	10	1.7	6	0	W	23-17	
11/21	at Bills	S	32	185	5.8	40	4	3	19	6.3	23t	1	W	41-15	
11/28	Buccaneers	S	16	83	5.2	15	1	4	14	3.5	8	0	L	31-38	
12/05	at Texans	S	32	143	4.5	16	2	0	0	0.0	0	0	W	31-0	
12/18	Patriots	S	29	170	5.9	67t	1	0	0	0.0	0	0	W	27-17	
12/25	at Cardinals	S	27	108	4.0	43	0	0	0	0.0	0	0	W	22-16	
01/02	Raiders	S	20	108	5.4	24	1	1	6	6.0	6	0	L	20-23	
01/09	at Jaguars	S	15	77	5.1	23	0	3	18	6.0	11	0	L	11-26	
2021 TOTALS	17-17		332	1,811	5.5	83	18	40	360	9.0	76T	2	9-8		

+ - Overtime

2022 GAME-BY-GAME REGULAR-SEASON STATISTICS (COLTS)

DATE	OPPONENT	P/S	RUSHING					RECEIVING					TD	W/L/T	SCORE
			NO.	YDS.	AVG.	LG	TD	NO.	YDS.	AVG.	LG	TD			
09/11	at Texans	S	31	161	5.2	17	1	4	14	3.5	5	0	T	20-20	
09/18	at Jaguars	S	9	54	6.0	21	0	1	9	9.0	9	0	L	0-24	
09/25	Chiefs	S	21	71	3.4	13	0	3	20	6.7	9	0	W	20-17	
10/02	Titans	S	20	42	2.1	11	0	1	1	1.0	1	0	L	17-24	
10/06	at Broncos												W	12-9+	
10/16	Jaguars												W	34-27	
10/23	at Titans	S	10	58	5.8	14	0	7	27	3.9	9	0	L	10-19	
10/30	Commanders	S	16	76	4.8	27	0	0	0	0.0	0	0	L	16-17	
11/06	at Patriots												L	3-26	
11/13	at Raiders	S	22	147	6.7	66t	1	2	16	8.0	12	0	W	25-20	
11/20	Eagles	S	22	84	3.8	28	1	3	10	3.3	9	0	L	16-17	
11/28	Steelers	S	20	86	4.3	13	1	3	12	4.0	9	0	L	17-24	
12/04	at Cowboys	S	21	82	3.9	19	0	3	21	7.0	19	0	L	19-54	
12/17	at Vikings	S	0	0	0.0	0	0	1	13	13.0	13	0	L	36-39+	
12/26	Chargers												L	3-20	
01/01	at Giants												L	10-38	
01/08	Texans												L	31-32	
2022 TOTALS	11-11		192	861	4.5	66T	4	28	143	5.1	19	0	4-12-1		

+ - Overtime

JONATHAN TAYLOR

RUNNING BACK

28



2023 GAME-BY-GAME REGULAR-SEASON STATISTICS (COLTS)

DATE	OPPONENT	P/S	RUSHING					RECEIVING					W/L	SCORE
			NO.	YDS.	AVG.	LG	TD	NO.	YDS.	AVG.	LG	TD		
09/10	Jaguars												L	21-31
09/17	at Texans												W	31-20
09/24	at Ravens												W	22-19+
10/01	Rams												L	23-29+
10/08	Titans	P	6	18	3.0	5	0	1	16	16.0	16	0	W	23-16
10/15	at Jaguars	P	8	19	2.4	5	0	5	46	9.2	40	0	L	20-37
10/22	Browns	S	18	75	4.2	24	1	3	45	15.0	20	0	L	38-39
10/29	Saints	S	12	95	7.9	42	0	1	2	2.0	2	0	L	27-38
11/05	at Panthers	S	18	47	2.6	13	0	5	22	4.4	10t	1	W	27-13
11/12	at Patriots	S	23	69	3.0	10	1	1	6	6.0	6	0	W	10-6
11/26	Buccaneers	S	15	91	6.1	17	2	0	0	0.0	0	0	W	27-20
12/03	at Titans												W	31-28+
12/10	at Bengals												L	14-34
12/16	Steelers												W	30-13
12/24	at Falcons	P	18	43	2.4	13	1	0	0	0.0	0	0	L	10-29
12/31	Raiders	S	21	96	4.6	15	1	1	8	8.0	8	0	W	23-20
01/06	Texans	S	30	188	6.3	49t	1	2	8	4.0	6	0	L	19-23
2023 TOTALS		10-7	169	741	4.4	49T	7	19	153	8.1	40	1	8-8	

+ - Overtime

2024 GAME-BY-GAME REGULAR-SEASON STATISTICS (COLTS)

DATE	OPPONENT	P/S	RUSHING					RECEIVING					W/L	SCORE
			NO.	YDS.	AVG.	LG	TD	NO.	YDS.	AVG.	LG	TD		
09/08	Texans	S	16	48	3.0	7	1	0	0	0.0	0	0	L	27-29
09/15	at Packers	S	12	103	8.6	29	0	2	32	16.0	18	0	L	10-16
09/22	Bears	S	23	110	4.8	29t	2	1	25	25.0	25	0	W	21-16
09/29	Steelers	S	21	88	4.2	21	1	3	20	6.7	10	0	W	27-24
10/06	at Jaguars												L	34-37
10/13	at Titans												W	20-17
10/20	Dolphins												W	16-10
10/27	at Texans	S	20	105	5.3	28	1	1	12	12.0	12	0	L	20-23
11/03	at Vikings	S	13	48	3.7	13	0	3	11	3.7	11	0	L	13-21
11/10	Bills	S	21	114	5.4	58	0	2	8	4.0	6	0	L	20-30
11/17	at Jets	S	24	57	2.4	10	0	1	3	3.0	3	0	W	28-27
11/24	Lions	S	11	35	3.2	14	0	0	0	0.0	0	0	L	6-24
12/01	at Patriots	P	25	96	3.8	9	0	1	7	7.0	7t	1	W	25-24
12/15	at Broncos	S	22	107	4.9	40	0	1	4	4.0	4	0	L	13-31
12/22	Titans	S	29	218	7.5	70t	3	0	0	0.0	0	0	W	38-30
12/29	at Giants	S	32	125	3.9	26t	2	2	11	5.5	7	0	L	33-45
01/05	Jaguars	S	34	177	5.2	17	1	1	3	3.0	3	0	W	26-23+
2024 TOTALS		14-13	303	1,431	4.7	70T	11	18	136	7.6	25	1	8-9	

+ - Overtime

2025 GAME-BY-GAME REGULAR-SEASON STATISTICS (COLTS)

DATE	OPPONENT	P/S	RUSHING					RECEIVING					W/L	SCORE
			NO.	YDS.	AVG.	LG	TD	NO.	YDS.	AVG.	LG	TD		
09/07	Dolphins	S	18	71	3.9	15	0	3	27	9.0	16	0	W	33-8
09/14	Broncos	S	25	165	6.6	68	0	2	50	25.0	43	1	W	29-28
09/21	at Titans	S	17	102	6.0	46t	3	3	16	5.3	8	0	W	41-20
09/28	at Rams	S	17	76	4.5	12	0	5	20	4.0	10	0	L	20-27
10/05	Raiders	S	17	66	3.9	16	3	3	20	6.7	8	0	W	40-6
10/12	Cardinals	S	21	123	5.9	30	1	4	14	3.5	13	0	W	31-27
2025 TOTALS		6-6	115	603	5.2	68	7	20	147	7.4	43	1	5-1	

2020 GAME-BY-GAME POSTSEASON STATISTICS (COLTS)

DATE	OPPONENT	P/S	RUSHING					RECEIVING					W/L	SCORE
			NO.	YDS.	AVG.	LG	TD	NO.	YDS.	AVG.	LG	TD		
01/09	at Bills	S	21	78	3.7	20	1	2	6	3.0	6	0	L	24-27
2020 TOTALS		1-1	21	78	3.7	20	1	2	6	3.0	6	0	0-1	

LUKE TENUTA

TACKLE
(TUH-NOO-TUH)

67

6-8 314 LBS

NFL EXP: 3

(2ND YEAR WITH THE COLTS)

BORN: 9/1/99



**COLLEGE:
VIRGINIA TECH**

4TH-AND-SHORT

- Has appeared in three games during his time with the Cardinals (2024), Packers (2022-24), Colts (2022) and Bills (2022).
- Spent the entire 2024 season on the Cardinals practice squad.
- Appeared in 35 games (27 starts) at Virginia Tech (2018-21) and was named Academic All-ACC from 2019-2021.



Signed by the Colts to a reserve/
future contract on January 15,
2025.



 @luke_tenuta

NFL HIGHLIGHTS

CAREER

- Has appeared in three games during his time with the Colts (2022, 2025), Cardinals (2024), Packers (2022-24) and Bills (2022).

2025 SEASON (COLTS)

- Was inactive in Weeks 1-6.

2024 SEASON (PACKERS/CARDINALS)

- In 2024, he spent the season on the Cardinals practice squad and was elevated for Week 18 but did not see action. He participated in the Packers offseason program and training camp also.

2023 SEASON (PACKERS)

- Spent the entire 2023 season on the Injured Reserve list.

2022 SEASON (BILLS/COLTS/PACKERS)

- In 2022, he saw action in three games with the Packers after he spent time with the Colts. He participated in the Bills offseason program and training camp.

COLLEGE

- Appeared in 35 games (27 starts) at Virginia Tech (2018-21) and was named Academic All-ACC from 2019-2021.
- In 2021, he started all 12 games (11 at left tackle and one at right tackle) and earned All-ACC honorable mention honors.
- As a redshirt sophomore, he earned Third Team All-ACC accolades after he started nine games at right tackle and was part of an offensive line that helped the Hokies produce an ACC-high 240.1 rushing yards per game average. Also helped Virginia Tech running backs produce a school-record 5.58 yards per carry.
- In 2019, he saw action in 13 games (five starts at right tackle). Recorded a blocked field goal against North Carolina in the fifth overtime, which led to a Hokies' victory in the sixth overtime.
- Redshirted the 2018 season.

PERSONAL

- Attended Western Albemarle High School in Crozet, Va.
- Named 2017 VHSL Class 3A all-state selection.
- Invited to the 2022 East-West Shrine Bowl.
- Was an all-conference, all-district and all-region

selection on the offensive line.

- Also played defensive end and recorded 52.5 tackles and 11.0 tackles for loss.
- His father, Jon, served as Virginia Tech's senior defensive analyst in 2021.
- Has two brothers, Zach and Matt. Zach serves as defensive coordinator at Norfolk State University and Matt plays professional baseball with the Monterrey Sultans.
- Last name is pronounced tuh-Noot-uh
- A native of Crozet, Va.

TRANSACTIONS

- Signed by the Colts to a reserve/future contract on January 15, 2025.
- Released from the Arizona Cardinals practice squad on January 13, 2025.
- Signed to the Cardinals practice squad on January 6, 2025.
- Signed to the Arizona active roster from the practice squad on January 4, 2025.
- Signed to the Cardinals practice squad on August 29, 2024.
- Waived by the Green Bay Packers on August 27, 2024.
- Claimed by the Packers off waivers (Indianapolis) on October 17, 2022.
- Waived by Indianapolis on October 15, 2022.
- Claimed by the Colts off waivers (Buffalo) on August 31, 2022.
- Waived by the Buffalo Bills on August 30, 2022.
- Selected by the Bills in the sixth round (209th overall) of the 2022 NFL Draft.

LUKE TENUTA

TACKLE
(TUM-NOO-TUM)

67

LUKE TENUTA'S - NFL REGULAR SEASON STATISTICS

DATE	TEAM	GP	GS
2022	Colts	0	0
Went from Indianapolis to Green Bay .			
2022	Packers	3	0
2022	TOTAL	3	0
2023	Packers	0	0
2024	Cardinals	0	0
2025	Colts	0	0
TOTALS		3	0

LUKE TENUTA'S - NFL POSTSEASON STATISTICS

DATE	TEAM	GP	GS
2023	Packers	0	0
TOTALS		0	0

2022 GAME-BY-GAME REGULAR-SEASON STATISTICS (COLTS/PACKERS)

DATE	OPPONENT	P/S		W/L/T	SCORE
09/11	at Texans		ON INACTIVE LIST	T	20-20
09/18	at Jaguars		ON INACTIVE LIST	L	0-24
09/25	Chiefs		ON INACTIVE LIST	W	20-17
10/02	Titans		ON INACTIVE LIST	L	17-24
10/06	at Broncos		ON INACTIVE LIST	W	12-9+
10/16	Jaguars		DID NOT PLAY	W	34-27
			Went from Colts to Packers .		
10/23	at Commanders		INACTIVE	L	21-23
10/30	at Bills		INACTIVE	L	17-27
11/06	at Lions		INACTIVE	L	9-15
11/13	Cowboys		INACTIVE	W	31-28+
11/17	Titans		INACTIVE	L	17-27
11/27	at Eagles		DID NOT PLAY (NON-INJURY)	L	33-40
12/04	at Bears		DID NOT PLAY (NON-INJURY)	W	28-19
12/19	Rams		DID NOT PLAY (NON-INJURY)	W	24-12
12/25	at Dolphins	P		W	26-20
01/01	Vikings	P		W	41-17
01/08	Lions	P		L	16-20
2022 TOTALS		3-0		8-8-1	

+ - Overtime

2023 GAME-BY-GAME REGULAR-SEASON STATISTICS (PACKERS)

DATE	OPPONENT	P/S		W/L	SCORE
09/10	at Bears		INJURED RESERVE	W	38-20
09/17	at Falcons		INJURED RESERVE	L	24-25
09/24	Saints		INJURED RESERVE	W	18-17
09/28	Lions		INJURED RESERVE	L	20-34
10/09	at Raiders		INJURED RESERVE	L	13-17
10/22	at Broncos		INJURED RESERVE	L	17-19
10/29	Vikings		INJURED RESERVE	L	10-24
11/05	Rams		INJURED RESERVE	W	20-3
11/12	at Steelers		INJURED RESERVE	L	19-23
11/19	Chargers		INJURED RESERVE	W	23-20
11/23	at Lions		INJURED RESERVE	W	29-22
12/03	Chiefs		INJURED RESERVE	W	27-19
12/11	at Giants		INJURED RESERVE	L	22-24
12/17	Buccaneers		INJURED RESERVE	L	20-34
12/24	at Panthers		INJURED RESERVE	W	33-30
12/31	at Vikings		INJURED RESERVE	W	33-10
01/07	Bears		INJURED RESERVE	W	17-9
2023 TOTALS		0-0		9-8	

LUKE TENUTA

TACKLE
(TUM-NOO-TUM)

67

2024 GAME-BY-GAME REGULAR-SEASON STATISTICS (CARDINALS)

DATE	OPPONENT	P/S		W/L	SCORE
09/08	at Bills		PRACTICE SQUAD	L	28-34
09/15	Rams		PRACTICE SQUAD	W	41-10
09/22	Lions		PRACTICE SQUAD	L	13-20
09/29	Commanders		PRACTICE SQUAD	L	14-42
10/06	at 49ers		PRACTICE SQUAD	W	24-23
10/13	at Packers		PRACTICE SQUAD	L	13-34
10/21	Chargers		PRACTICE SQUAD	W	17-15
10/27	at Dolphins		PRACTICE SQUAD	W	28-27
11/03	Bears		PRACTICE SQUAD	W	29-9
11/10	Jets		PRACTICE SQUAD	W	31-6
11/24	at Seahawks		PRACTICE SQUAD	L	6-16
12/01	at Vikings		PRACTICE SQUAD	L	22-23
12/08	Seahawks		PRACTICE SQUAD	L	18-30
12/15	Patriots		PRACTICE SQUAD	W	30-17
12/22	at Panthers		PRACTICE SQUAD	L	30-36+
12/28	at Rams		PRACTICE SQUAD	L	9-13
01/05	49ers		PRACTICE SQUAD	W	47-24
2024 TOTALS		0-0		8-9	

+ - Overtime

2025 GAME-BY-GAME REGULAR-SEASON STATISTICS (COLTS)

DATE	OPPONENT	P/S		W/L	SCORE
09/07	Dolphins		ON INACTIVE LIST	W	33-8
09/14	Broncos		ON INACTIVE LIST	W	29-28
09/21	at Titans		ON INACTIVE LIST	W	41-20
09/28	at Rams		ON INACTIVE LIST	L	20-27
10/05	Raiders		ON INACTIVE LIST	W	40-6
10/12	Cardinals		ON INACTIVE LIST	W	31-27
2025 TOTALS		0-0		5-1	

2023 GAME-BY-GAME POSTSEASON STATISTICS (PACKERS)

DATE	OPPONENT	P/S		W/L	SCORE
01/14	at Cowboys		INJURED RESERVE	W	48-32
01/20	at 49ers		INJURED RESERVE	L	21-24
2023 TOTALS		0-0		1-1	

RODNEY THOMAS II

SAFETY

25

6-1 196 LBS

NFL EXP: 4

(4TH YEAR WITH THE COLTS)

BORN: 6/26/98



COLLEGE:
YALE

4TH-AND-SHORT

- In his first three seasons, he appeared in all 51 games (26 starts) and recorded 91 tackles (68 solo), 10 passes defended, six interceptions and two special teams tackles.
- First Yale player selected in the NFL Draft since 2018.
- First Team All-Ivy League and All-New England team (2021).

Selected by the Colts in the seventh round (239th overall) of the 2022 NFL Draft.



 [@Rodney_Thomas26](#)

 [@rodney_thomas26](#)

A LATE BLOOMER

Thomas II was one of the smaller players on the football team, let alone the school as a freshman in high school. He was 5-3 and 130 pounds as a freshman before gaining nearly 35 pounds and eight inches of height during his high school career. Thomas II started gaining attention of colleges as a senior, and decided on Yale because they had a good football program, but he also wanted a school that had a great academic program. Even though he was playing Division I football, he wasn't done growing. Thomas II sprouted up to 6-2, 200 pounds, as a senior at Yale and played multiple positions, including defensive back and linebacker. He compares his growth spurt to NBA player Anthony Davis, who gained nearly 10 inches of height during his high school career before starring at Kentucky.

NFL HIGHLIGHTS

CAREER

- In four seasons with the Colts (2022-25), he has played in 57 games (26 starts) and has totaled 96 tackles (72 solo), 1.0 tackle for loss, 10 passes defended and six interceptions. He also has registered five special teams tackles.

2025 SEASON (COLTS)

- Has appeared in six games and has recorded five tackles (four solo), 1.0 tackle for loss and four special teams stops.

2024 SEASON (COLTS)

- In 2024, he appeared in 17 games (one start) and compiled seven tackles (five solo).

2023 SEASON (COLTS)

- In 2023, he played in all 17 games (15 starts) and tallied 34 tackles (30 solo), four passes defended and two interceptions. In Week 7 vs. CLE, he totaled two tackles (one solo), two passes defended and one interception. In Week 10 at NE, he tallied two solo tackles, one pass defended and one interception.

2022 SEASON (COLTS)

- He appeared in all 17 games (10 starts) in 2022 and recorded 50 tackles (33 solo), six passes defended, a team-high four interceptions and two special teams tackles. Made his first career start in Week 4 vs. TEN. In Week 5 at DEN, he recorded five tackles (two solo), two passes defended and his first career interception. He became the first Colts rookie to tally an interception since Julian Blackmon in Week 6 of 2020 vs. Cincinnati. In Week 16 vs. LAC, he tallied six tackles (five solo), two passes defended and one interception. He became the first Colts rookie to tally two consecutive games with an interception since Malik Hooker (2017). In Week 18 vs. HOU, he compiled two solo tackles, one pass defended and one interception.

He finished with the most interceptions by a Colts rookie since Jason David in 2004 (four).

COLLEGE

- Appeared in 33 games at linebacker and defensive back in four seasons at Yale (2017-21) and compiled 134 tackles (95 solo), 8.0 tackles for loss, 1.0 sack, 21 passes defended and six interceptions.
- In 2021, he earned First Team All-Ivy League honors after he started 10 games (nine at defensive back and one at linebacker) and recorded 50 tackles (35 solo), 1.0 tackle for loss, 11 passes defended and two interceptions. Also garnered All-New England team honors and finished third in the Ivy League in passes defended and second on the team in total tackles.
- The 2020 season was cancelled due to COVID-19.
- In 2019, he garnered All-Ivy League Honorable Mention recognition after he started nine games at linebacker and tallied 39 tackles (26 solo), 7.0 tackles for loss, 1.0 sack, five passes defended, two interceptions and one forced fumble.
- Appeared in nine games at defensive back in 2018 and recorded 44 tackles (34 solo), five passes defended, two interceptions and one fumble recovery (returned for a touchdown).
- In 2017, he saw action in five games in a backup role at defensive back and registered one tackle.

PERSONAL

- Attended Central Catholic High School in Pittsburgh.
- Named First-Team All-Conference as a defensive back.
- Selected to Western Pennsylvania Football Gold All-Academic Team in 2017.
- Was a member of the 2016 district champion and state runner-up team as well as the 2015 state championship team.
- Also competed in basketball and track and was captain of the track team.
- A native of Pittsburgh, Pa.

TRANSACTIONS

- Selected by the Colts in the seventh round (239th overall) of the 2022 NFL Draft.

RODNEY THOMAS II'S - NFL REGULAR SEASON STATISTICS

DATE	TEAM	GP	GS	TACKLES								INTERCEPTIONS					FUMBLES				ST			MISC						
				TK	S	A	TFL	YDS	SK	YDS	QBH	NO	YDS	LG	TD	PD	FF	FR	TD	YDS	TK	S	A	FF	FR	S	A			
2022	Colts	17	10	50	33	17	0	0	0.0	0.0	0	0	4	51	35	0	6	0	0	0	0	2	1	1	0	0	0	0		
2023	Colts	17	15	34	30	4	0	0	0.0	0.0	0	0	2	75	70	0	4	0	0	0	0	0	0	0	0	0	0			
2024	Colts	17	1	7	5	2	0	0	0.0	0.0	0	0	0	0	0	0	0	0	0	0	0	0	0	0	0	0	0			
2025	Colts	6	0	5	4	1	1	1	0.0	0.0	0	0	0	0	0	0	0	0	0	0	0	0	0	4	3	1	0	0	0	
TOTALS		57	26	96	72	24	1	1	0.0	0.0	0	0	6	126	70	0	10	0	0	0	0	0	0	0	6	4	2	0	0	0

SINGLE-GAME HIGHS: DEFENSIVE

Total Tackles	7 at Green Bay Packers, Sep 15, 2024 ...2 more at 7.	Interceptions	1 at New England Patriots, Nov 12, 2023 ...5 more at 1.
Solo Tackles	6 at New York Giants, Jan 01, 2023 5 at Green Bay Packers, Sep 15, 2024 ...1 more at 5.	Interception Return Yards	35 at Denver Broncos, Oct 06, 2022 11 vs. Houston Texans, Jan 08, 2023 5 at New England Patriots, Nov 12, 2023 ...1 more at 5.
Passes Defensed	2 vs. Cleveland Browns, Oct 22, 2023 ...2 more at 2.	Special Teams Tackles	1 vs. Tennessee Titans, Oct 02, 2022
Tackles For Loss	1 vs. Miami Dolphins, Sep 07, 2025		

2022 GAME-BY-GAME REGULAR-SEASON STATISTICS (COLTS)

DATE	OPPONENT	P/S	TACKLES								INTERCEPTIONS					FUMBLES				ST			MISC		SCORE			
			TK	S	A	SK	YDS	TFL	YDS	QBH	NO	YDS	LG	TD	PD	FF	FR	TD	YDS	TK	S	A	FF	FR		S	A	W/L
09/11	at Texans	P	0	0	0.0	0.0	0	0	0	0	0	0	0	0	0	0	0	0	0	0	0	0	0	0	0	0	T	20-20
09/18	at Jaguars	P	0	0	0.0	0.0	0	0	0	0	0	0	0	0	0	0	0	0	0	0	0	0	0	0	0	L	0-24	
09/25	Chiefs	P	2	2	0.0	0.0	0	0	0	0	0	0	0	0	0	0	0	0	0	0	0	0	0	0	0	W	20-17	
10/02	Titans	S	2	2	0.0	0.0	0	0	0	0	0	0	0	0	0	0	0	0	1	1	0	0	0	0	0	L	17-24	
10/06	at Broncos	S	5	2	3	0.0	0.0	0	0	0	1	35	35	0	2	0	0	0	0	0	0	0	0	0	0	W	12-9+	
10/16	Jaguars	S	7	4	3	0.0	0.0	0	0	0	0	0	0	0	0	0	0	0	0	0	0	0	0	0	0	W	34-27	
10/23	at Titans	S	1	1	0.0	0.0	0	0	0	0	0	0	0	0	0	0	0	0	0	0	0	0	0	0	0	L	10-19	
10/30	Commanders	S	2	1	1	0.0	0.0	0	0	0	0	0	0	0	0	0	0	0	0	0	0	0	0	0	0	L	16-17	
11/06	at Patriots	S	4	4	0.0	0.0	0	0	0	0	0	0	0	0	0	0	0	0	0	0	0	0	0	0	0	L	3-26	
11/13	at Raiders	P	2	0	2	0.0	0.0	0	0	0	0	0	0	0	0	0	0	0	1	0	1	0	0	0	0	W	25-20	
11/20	Eagles	P	1	1	0.0	0.0	0	0	0	0	0	0	0	0	0	0	0	0	0	0	0	0	0	0	0	L	16-17	
11/28	Steelers	P	2	1	1	0.0	0.0	0	0	0	0	0	0	0	0	0	0	0	0	0	0	0	0	0	0	L	17-24	
12/04	at Cowboys	S	3	1	2	0.0	0.0	0	0	0	0	0	0	0	0	0	0	0	0	0	0	0	0	0	0	L	19-54	
12/17	at Vikings	P	4	1	3	0.0	0.0	0	0	0	1	0	0	0	1	0	0	0	0	0	0	0	0	0	0	L	36-39+	
12/26	Chargers	S	6	5	1	0.0	0.0	0	0	0	1	5	5	0	2	0	0	0	0	0	0	0	0	0	0	L	3-20	
01/01	at Giants	S	7	6	1	0.0	0.0	0	0	0	0	0	0	0	0	0	0	0	0	0	0	0	0	0	0	L	10-38	
01/08	Texans	S	2	2	0	0.0	0.0	0	0	0	1	11	11	0	1	0	0	0	0	0	0	0	0	0	0	L	31-32	
2022 TOTALS		17-10	50	33	17	0.0	0.0	0	0	0	4	51	35	0	6	0	0	0	0	2	1	1	0	0	0	0	4-12-1	

+ - Overtime

JALEN TRAVIS

TACKLE

75



6-8 339 LBS
NFL EXP: ROOKIE
(1ST YEAR WITH THE COLTS)
BORN: 4/19/02



COLLEGE:
IOWA STATE

4TH-AND-SHORT

- Appeared in 34 career games (26 starts) at Iowa State (2024) and Princeton (2020-23). Registered starts at left tackle (18) and right tackle (eight).
- Honorable Mention All-Big 12 (2024)
- Second Team All-Ivy (2022, 2023)
- Majored in anthropology with a concentration in law, politics and economics.
- Founded the nonprofit "The Just Action Coalition" which aims at promoting substantive youth engagement in policy-level advocacy on the local and state levels in Minnesota.

DOWN THE STRETCH

What is on your bucket list: To go deep sea fishing

Best concert you've been to: Rod Wave

Favorite midnight snack: Mint chocolate chip ice cream

What was your first job: Mowing lawns

What is the best advice you've been given: If you're going to fall, fall being yourself

What is one of your proudest accomplishments: Graduating from Princeton.

Who is your mentor: My grandmother

What category of trivia would be your area of expertise: Politics and law

Selected by the Colts in the fourth round (127th overall) of the 2025 NFL Draft.

@TravisWJalen

@jw_travis

ON CAPITOL HILL

After Travis was selected in the fourth round of the 2025 NFL Draft, he received an interesting shoutout: from a U.S. Senator. Travis, a Minneapolis native, actually spent some time on Capitol Hill the summer after his sophomore year at Princeton when he interned for Minnesota Senator Amy Klobuchar. While in Washington, Travis would wake up at 5 a.m. to work out before heading to the office, where he'd compile news clips, answer phones and help fulfill constituent requests. Travis says the position helped him gain a 'grinders win' mentality, and he was even able to note some similarities with football and what happens on the Hill. After his football career is finished, Travis hopes to go to law school.

NFL HIGHLIGHTS

2025 SEASON (COLTS)

- Has appeared in six games.

COLLEGE

- Appeared in 34 career games (26 starts) at Iowa State (2024) and Princeton (2020-23). Registered starts at left tackle (18) and right tackle (eight).
- In 2024, he played in 12 games with 11 starts at left tackle and garnered Honorable Mention All-Big 12 recognition.
- Started all six games he appeared in at left tackle in 2023 and was named Second Team All-Ivy.
- In 2022, he earned Second Team All-Ivy honors after started all nine games he played in (eight at right tackle, one at left tackle).
- Appeared in seven games in 2021.
- The 2020 season was cancelled due to the COVID-19 pandemic.

PERSONAL

- Attended DeLaSalle High School in Minneapolis, where he served as a team captain as a senior and junior.
- As a senior, was a first team all-state selection and a Minnesota All-Star.
- Named DeLaSalle's male athlete, football and

- basketball player of the year as a senior.
- Was District Red Lineman of the Year as a junior.
- Also lettered in basketball and helped the team to the 2018-19 state championship as a junior.
- Was an honor roll recipient and student body Co-President.
- Graduated from Princeton with a degree in anthropology, with a concentration in law, politics and economics. Also received a certificate in African American studies.
- Received a graduate certificate in social justice at Iowa State.
- Founded the nonprofit "The Just Action Coalition," which aimed at promoting substantive youth engagement in policy-level advocacy on the local and state levels in Minnesota.
- Was the male collegiate recipient of the prestigious 2024 Athletes For A Better World Coach Wooden Citizenship Cup, presented annually to six distinguished athletes for any sport.
- One of 62 athletes from around the country awarded a Truman Scholarship, which provides funding for graduate school along with professional development opportunities to prepare for careers in public service.
- 2022 recipient of the Leonard D. Schaeffer Fellowship in Government Service
- Son of Nate and Jackie Travis. One of five children. Brother, Reid, played basketball at Stanford and Kentucky and currently plays professionally in Japan. Brother, Jonah, played basketball at Harvard. Sister, Olivia, played college basketball at Trevecca Nazarene and Illinois-Springfield and is currently an assistant women's basketball coach at Western Illinois. Sister, Grace, plays beach volleyball at Saint Mary's (Calif.) College.
- Cousin, Ross Travis, played seven seasons (2015-21) in the NFL and spent time with the Colts from 2017-19.
- A native of Minneapolis, Minn.

TRANSACTIONS

- Selected by the Colts in the fourth round (127th overall) of the 2025 NFL Draft.

JALEN TRAVIS' - NFL REGULAR SEASON STATISTICS

DATE	TEAM	GP	GS
2025	Colts	6	0
TOTALS		6	0

2025 GAME-BY-GAME REGULAR-SEASON STATISTICS (COLTS)

DATE	OPPONENT	P/S	W/L	SCORE
09/07	Dolphins	P	W	33-8
09/14	Broncos	P	W	29-28
09/21	at Titans	P	W	41-20
09/28	at Rams	P	L	20-27
10/05	Raiders	P	W	40-6
10/12	Cardinals	P	W	31-27
2025 TOTALS		6-0	5-1	

DALTON TUCKER

GUARD

68

6-6 307 LBS

NFL EXP: 2

(2ND YEAR WITH THE COLTS)

BORN: 3/18/00



COLLEGE:
MARSHALL

4TH-AND-SHORT

- In his rookie season, he played in 14 games (seven starts).
- Appeared in 51 career games (30 starts) at Marshall (2018-23) with starts at right guard (22), right tackle (five) and left tackle (three).
- All-Sun Belt Honorable Mention (2023).
- First Team All-Conference USA (2021).

Signed by the Colts as an undrafted free agent on May 9, 2024



X @dalton_tucker68

IG @daltontucker68

NFL HIGHLIGHTS

CAREER

- In two seasons with the Colts (2024-25), he has competed in 20 games (eight starts).

2025 SEASON (COLTS)

- Has appeared in six games (one start).

2024 SEASON (COLTS)

- In 2024, he appeared in 14 games (seven starts). In Week 6 at TEN, he recorded his first career start at right guard for an offensive line that did not allow a sack. In Week 7 vs. MIA, he started at right guard for a line that did not allow a sack for the second consecutive week. In Week 10 vs. BUF, he was a part of a line that blocked for Jonathan Taylor to rush for over 100 yards in the first half alone. In Week 12 vs. DET, he started for a line that didn't allow a sack for the third time on the year.

COLLEGE

- Appeared in 51 career games (30 starts) at Marshall (2018-23) with starts at right guard (22), right tackle (five) and left tackle (three).
- In 2023, he earned All-Sun Belt Conference honorable mention accolades after he started all 13 games he saw action in with starts at right guard (10) and right tackle (three).
- Started all 13 games he appeared in during the 2022 season with 11 starts at right guard and two at right tackle. He was part of an offensive line that helped pave the way for running back

Khalan Larnon to rank 10th in the nation in rushing yards (1,513).

- In 2021, he competed in 11 games (two starts) with one start at left tackle and one at right guard. Helped block for running back Rasheen Ali, who recorded 1,401 yards and 23 touchdowns and earned First Team All-Conference USA accolades. Ali's 23 rushing touchdowns also ranked tied for the most in FBS.
- Saw action in 10 games (two starts at left tackle) in 2020. Made his first career start vs. Rice.
- In 2019, he appeared in two games.
- Competed in two games and redshirted the 2018 season.

PERSONAL

- Attended Crete-Monee (Ill.) High School and finished his career with the second-most receiving yards in Illinois high school history (3,563).
- In 2012, he was named the Chicago Tribune Player of the Year and the Chicago Sun-Times Male Athlete of the Year after he tallied 81 receptions for 1,424 yards and 16 touchdowns while also adding 257 rushing yards and seven rushing touchdowns.
- Earned all-state first-team honors as a senior and led his team to a state title.

TRANSACTIONS

- Signed by the Colts as an undrafted free agent on May 10, 2024.

DALTON TUCKER'S - NFL REGULAR SEASON STATISTICS

DATE	TEAM	GP	GS
2024	Colts	14	7
2025	Colts	6	1
TOTALS		20	8

2024 GAME-BY-GAME REGULAR-SEASON STATISTICS (COLTS)

DATE	OPPONENT	P/S	W/L	SCORE
09/08	Texans	P	L	27-29
09/15	at Packers	P	L	10-16
09/22	Bears	P	W	21-16
09/29	Steelers	P	W	27-24
10/06	at Jaguars	P	L	34-37
10/13	at Titans	S	W	20-17
10/20	Dolphins	S	W	16-10
10/27	at Texans	S	L	20-23
11/03	at Vikings	S	L	13-21
11/10	Bills	S	L	20-30
11/17	at Jets	S	W	28-27
11/24	Lions	S	L	6-24
12/01	at Patriots	P	W	25-24
12/15	at Broncos	P	L	13-31
12/22	Titans		W	38-30
12/29	at Giants		L	33-45
01/05	Jaguars		W	26-23+
2024 TOTALS			14-7	
			8-9	

+ - Overtime

2025 GAME-BY-GAME REGULAR-SEASON STATISTICS (COLTS)

DATE	OPPONENT	P/S	W/L	SCORE
09/07	Dolphins	P	W	33-8
09/14	Broncos	P	W	29-28
09/21	at Titans	P	W	41-20
09/28	at Rams	S	L	20-27
10/05	Raiders	P	W	40-6
10/12	Cardinals	P	W	31-27
2025 TOTALS			6-1	
			5-1	

JT TUIMOLOAU

DEFENSIVE END
CTWO-EE-MOW-LOW-OWO

91



6-4 264 LBS
NFL EXP: ROOKIE
(1ST YEAR WITH THE COLTS)
BORN: 5/10/03



COLLEGE:
OHIO STATE

4TH-AND-SHORT

- Appeared in 55 career games (42 starts) at Ohio State (2021-24) and compiled 144 tackles, 43.5 tackles for loss, 23.5 sacks, 12 passes defended, two interceptions (one returned for a touchdown), three forced fumbles and two fumble recoveries.
- Finished his career eighth in program history in tackles for loss and sixth in sacks.
- 3x First Team All-Big Ten (2022, 2023, 2024)
- Second Team All-America (2023)
- CFP National Champion (2024)

DOWN THE STRETCH

What is on your bucket list: Paying off my parents' debt

Hobbies/interests outside of football: Golf, cooking, reading the Word and gaming

What is the best concert you've ever been to: Chris Brown

What has been your favorite experience/trip you've had: Traveling to Samoa

What's your favorite midnight snack: Cereal

Any hidden talents: Grilling. I'm a grill guru.

If you were playing trivia, what non-football category would you be best at: Basketball

What's the best advice you've ever been given: Don't do anything for men. Do everything for the love of the Lord.

What is one of your proudest accomplishments: Being a big brother

Selected by the Colts in the second round (45th overall) of the 2025 NFL Draft.

X @JT_Tuimoloau

IG @jt.tuimoloau

FULL CIRCLE

The first time Tuimolouau trained with a Colt was long before he was drafted. In high school, the Edgewood, Wash. native was one of few invited to train at Ford Sports Performance in Seattle, and there, he met none other than his now-teammate Zaire Franklin. The two bonded quickly – both sporting the number 44 – and Tuimolouau still uses the lessons he learned about intentionality and focus he learned at only 16 years old, today. "It's crazy now that I'm entering into this new door that I'm able to play alongside him," Tuimolouau said. "Full circle."

HARDWOOD TO GRIDIRON

Tuimolouau may be a standout player on the defensive line, but before that, he was a go-to on the court. Coming from a basketball family – Tuimolouau's mom, aunt and sister all played collegiate basketball – he received offers from a number of Division I schools. He even met with then-Buckeye basketball coach Chris Holtmann during his recruitment process with the hopes of becoming a dual-sport athlete at Ohio State, before ultimately deciding to stick to football. Back in his EYBL days, Tuimolouau was half of a one-two punch with 2022 No. 1 overall NBA Draft pick and current member of the Orlando Magic, Paolo Banchero.

NFL HIGHLIGHTS

2025 SEASON (COLTS)

- Has appeared in three games and has recorded two tackles.

COLLEGE

- Appeared in 55 career games (42 starts) at Ohio State (2021-24) and compiled 144 tackles, 43.5 tackles for loss, 23.5 sacks, 12 passes defended, two interceptions (one returned for a touchdown), three forced fumbles and two fumble recoveries.
- Finished his career eighth in program history in tackles for loss and sixth in sacks.
- In 2024, he garnered First Team All-Big Ten after he started all 16 games and finished with 61 tackles, 21.5 tackles for loss, 12.5 sacks, three passes defended and two forced fumbles. He helped led Ohio State to win the National Championship over Notre Dame.
- Started all 13 games in 2023 and totaled 38 tackles, 7.0 tackles for loss, 5.0 sacks, two passes defended and one fumble recovery. He earned Second Team All-America and First Team All-Big Ten honors.

- In 2022, he saw action in 13 games (11 starts) and registered 28 tackles, 10.5 tackles for loss, 3.5 sacks, six passes defended, two interceptions (one returned for a touchdown), one forced fumble and one fumble recovery to be named First Team All-Big Ten.
- In 2021, appeared in all 13 games (two starts) and tallied 17 tackles, 4.5 tackles for loss, 2.5 sacks and one pass defended.

PERSONAL

- Was a four-year letterwinner at defensive end and tight end at Eastside Catholic High School.
- Was the highest-rated defensive prospect to sign with Ohio State in the modern recruiting era (2000-present).
- Considered the nation's No. 1-rated overall prospect according to *247Sports*.
- Named the 2021 Polynesian High School Football Player of the Year.
- Led Eastside Catholic to a pair of 3A state titles in his career (2018 and 2019).
- Named the *SBLive* Washington Player of the Year despite a shortened high school season that occurred in the spring due to the COVID-19 pandemic.
- As a junior in 2019, he led Eastside Catholic in tackles (64) and sacks (11.0).
- Was a 2020 All-American Bowl selection.
- Selected as *SBLive's* 3A Senior Athlete of the Year.
- Four-year member of the Eastside Catholic basketball team with a career scoring average of 11.1 points per game.
- In a pandemic-shortened senior season, he averaged 18.0 points per game and eight rebounds while playing guard, forward and center.
- Is the son of Ponce de Leon Faletoi and Alofa Tuimolouau.
- His aunt (Chenne) and mom played basketball at Moorpark (Calif.) Community College. His younger sister (Zeryhia-Lee Aokuso) just completed her sophomore season playing college basketball at St. Mary's.
- Full name is Jaylahn "JT" Tuimolouau.
- Last name is pronounced TWO-ee-mow-low-ow.

TRANSACTIONS

- Selected by the Colts in the second round (45th overall) of the 2025 NFL Draft.

JT TUIMOLOAU'S - NFL REGULAR SEASON STATISTICS

DATE	TEAM	GP	GS	TACKLES						INTERCEPTIONS				FUMBLES				ST				MISC				
				TK	S	A	TFL	YDS	SK	YDS	QBH	NO	YDS	LG	TD	PD	FF	FR	TD	YDS	TK	S	A	FF	FR	S
2025	Colts	3	0	2	0	2	0	0	0.0	0.0	0	0	0	0	0	0	0	0	0	0	0	0	0	0	0	0
TOTALS		3	0	2	0	2	0	0	0.0	0.0	0	0	0	0	0	0	0	0	0	0	0	0	0	0	0	

SINGLE-GAME HIGHS: DEFENSIVE

Total Tackles

1 vs. Las Vegas Raiders, Oct 05, 2025
...1 more at 1.

2025 GAME-BY-GAME REGULAR-SEASON STATISTICS (COLTS)

DATE	OPPONENT	P/S	TACKLES						INTERCEPTIONS				FUMBLES				ST				MISC		SCORE					
			TK	S	A	SK	YDS	TFL	YDS	QBH	NO	YDS	LG	TD	PD	FF	FR	TD	YDS	TK	S	A		FF	FR	S	A	W/L
09/07	Dolphins		ON INACTIVE LIST																								W	33-8
09/14	Broncos	P	0	0	0	0.0	0.0	0	0	0	0	0	0	0	0	0	0	0	0	0	0	0	0	0	0	0	W	29-28
09/21	at Titans		ON INACTIVE LIST																								W	41-20
09/28	at Rams	P	1	0	1	0.0	0.0	0	0	0	0	0	0	0	0	0	0	0	0	0	0	0	0	0	0	0	L	20-27
10/05	Raiders	P	1	0	1	0.0	0.0	0	0	0	0	0	0	0	0	0	0	0	0	0	0	0	0	0	0	0	W	40-6
10/12	Cardinals		ON INACTIVE LIST																								W	31-27
2025 TOTALS		3-0	2	0	2	0.0	0.0	0	0	0	0	0	0	0	0	0	0	0	0	0	0	0	0	0	0	0	5-1	

CHARVARIUS WARD SR.

CORNERBACK
(CHARR-VEAR-EE-US)

7



6-1 196 LBS
NFL EXP: 8
(1ST YEAR WITH THE COLTS)
BORN: 5/16/96

COLLEGE:
MT MIDDLE TENNESSEE STATE

4TH-AND-SHORT

- In his first eight seasons, he played in 102 games (89 starts) in his time with the 49ers (2022-24), Chiefs (2018-21) and Cowboys (2018). He has compiled 423 tackles (312 solo), 9.0 tackles for loss, 1.0 sack, 70 passes defended, 10 interceptions (one returned for a touchdown), three forced fumbles, one fumble recovery and 12 special teams stops. He also appeared in 17 postseason contests (16 starts) and has registered 77 tackles (60 solo), 1.0 tackle for loss and 13 passes defended.
- Super Bowl LIV Champion (2019).
- Pro Bowl Selection (2023).

DOWN THE STRETCH

What is on your bucket list: Go skydiving. Buy a Lamborghini. Buy a house in Africa.

Hobbies/interests outside of football: Anything for adrenaline. Reading, riding ATVs, chilling with family. Love anything that goes fast, too, like jet skiing

Do you have any pets: Two dogs, Deuce and Aiko

What is the best concert you've ever been to: Kevin Gates in Mississippi. Favorite artist is Lil Wayne, though

What has been your favorite experience/trip you've had: Zimbabwe, Africa. The hospitality and food was amazing

What's your favorite midnight snack: Starburst

What was your first job: Raking yards and picking up trash in middle school

Any hidden talents: Cooking

Signed by the Colts as a free agent on March 13, 2025.

@itslilmooney

@itslilmooney

LATE START? NO PROBLEM.

Take one look at Ward Sr. on the field, and you'd never guess that he didn't start playing organized football until his senior year of high school. The McComb, Miss. native got his late start due to a hip injury he suffered when he was only 10 years old—one that required surgery and left him on crutches or wheelchair-bound for nearly two years. Doctors advised him to avoid activities like football so he wouldn't aggravate the injury, and he listened—for a while. Ward Sr. eventually decided to play his senior year, and though his high school career was short, his pure athleticism shined. He went on to play for two years at Hinds Community College before transferring to Middle Tennessee State for his junior and senior seasons.



NFL HIGHLIGHTS

CAREER

- Has played in 106 career games (93 starts) in his time with the Colts (2025), 49ers (2022-24), Chiefs (2018-21) and Cowboys (2018). He has compiled 436 tackles (321 solo), 9.0 tackles for loss, 1.0 sack, 73 passes defended, 10 interceptions (one returned for a touchdown), three forced fumbles, one fumble recovery and 12 special teams stops. He has also appeared in 17 postseason contests (16 starts) and has registered 77 tackles (60 solo), 1.0 tackle for loss and 13 passes defended.

2025 SEASON (COLTS)

- Has started four games and has tallied 13 tackles (nine solo) and three passes defended.

2024 SEASON (49ERS)

- In 2024, he started 12 games and compiled 54 tackles (38 solo), 1.0 tackle for loss and seven passes defended.

2023 SEASON (49ERS)

- Started 17 games in 2023 and registered 72 tackles (56 solo), 2.0 tackles for loss, a league-high 23 passes defended, five interceptions (one returned for a touchdown) and one forced fumble. He also started three postseason

contests and posted 10 tackles (eight solo), 1.0 tackle for loss and one pass defended.

2022 SEASON (49ERS)

- In 2022, he started 17 games and recorded 87 tackles (59 solo), 3.0 tackles for loss, a team-high 11 passes defended, one interception, one forced fumble and one fumble recovery. He also started three postseason contests and compiled 13 tackles (12 solo) and three passes defended.

2021 SEASON (CHIEFS)

- He appeared in 13 games (12 starts) in 2021 and tallied 67 tackles (48 solo), 2.0 tackles for loss, 10 passes defended and two interceptions. He also started three postseason contests and registered 16 tackles (12 solo) and three passes defended.

2020 SEASON (CHIEFS)

- In 2020, he competed in 14 games (13 starts) and recorded 51 tackles (38 solo), 1.0 tackle for loss, 1.0 sack and six passes defended. He also started three postseason contests and tallied 18 tackles (15 solo) and one pass defended.

2019 SEASON (CHIEFS)

- He started 16 games in 2019 and compiled 74 tackles (56 solo), 10 passes defended, two interceptions and one forced fumble. He also started three postseason contests and posted nine tackles (seven solo) and one pass defended.

2018 SEASON (COWBOYS/CHIEFS)

- In 2018, he saw action in 13 games (two starts) and registered 18 tackles (17 solo) and three passes defended. He also appeared in two postseason contests and recorded 11 tackles (six solo) and four passes defended.

COLLEGE

- Appeared in 25 games (10 starts) at Middle Tennessee State (2016-17) and recorded 74 tackles (48 solo), 1.0 sack, 19 passes defended, two interceptions and one fumble recovery.
- As a senior in 2017, he appeared in all 13 games (eight starts) and registered 48 tackles (34 solo), 1.0 sack and 14 passes defended.
- In 2016, he appeared in 12 games (two starts) and tallied 26 tackles (14 solo), five passes defended, two interceptions and one fumble recovery.
- Played two seasons at Hinds Community College (2015-16) and recorded 64 tackles, seven passes defended, four interceptions, one forced fumble and one blocked field goal attempt.

PERSONAL

- Attended McComb (Miss.) High School.
- Recorded 48 tackles and one interception in his senior campaign. He earned all-region honors and was voted the team's top defensive back.

CHARVARIUS WARD SR.

CORNERBACK
(CHARR-VEAR-EE-US)

7

- Due to a large cyst on his hip that left him wheelchair-bound for nearly two years, Ward didn't play a full season of organized football until his senior year of high school.
- Started the Charvarius for Change foundation in 2021.
- Majored in liberal studies.
- A native of McComb, Miss.

- unrestricted free agent on March 16, 2022.
- Re-signed by the Kansas City Chiefs as a restricted free agent on June 10, 2021.
- Acquired by the Chiefs in a trade with the Dallas Cowboys on August 31, 2018.
- Signed by the Cowboys as an undrafted free agent on April 30, 2018.

TRANSACTIONS

- Signed by the Colts as an unrestricted free agent on March 13, 2025.
- Signed by the San Francisco 49ers as an

CHARVARIUS WARD SR.'S - NFL REGULAR SEASON STATISTICS

DATE	TEAM	GP	GS	TK	S	TACKLES					INTERCEPTIONS					FUMBLES					ST				MISC								
						A	TFL	YDS	SK	YDS	QBH	NO	YDS	LG	TD	PD	FF	FR	TD	YDS	TK	S	A	FF	FR	S	A						
2018	Chiefs	13	2	18	17	1	0	0	0.0	0.0	0	0	0	0	0	3	0	0	0	0	0	0	12	9	3	0	0	0	0	0	0		
2019	Chiefs	16	16	74	56	18	0	0	0.0	0.0	0	2	10	10	0	11	1	0	0	0	0	0	0	0	0	0	0	0	0	0	0		
2020	Chiefs	14	13	51	38	13	1	9	1.0	9.0	3	0	0	0	0	6	0	0	0	0	0	0	0	0	0	0	0	0	0	0	0		
2021	Chiefs	13	12	67	48	19	2	4	0.0	0.0	0	2	0	0	0	10	0	0	0	0	0	0	0	0	0	0	0	0	0	0	0	0	
2022	49ers	17	17	87	59	28	3	1	0.0	0.0	0	1	9	9	0	11	1	1	0	40	0	0	0	0	0	0	0	0	0	0	0	0	
2023	49ers	17	17	72	56	16	2	1	0.0	0.0	0	5	91	66t	1	23	1	0	0	0	0	0	0	0	0	0	0	0	0	0	0	0	
2024	49ers	12	12	54	38	16	1	1	0.0	0.0	0	0	0	0	0	7	0	0	0	0	0	0	0	0	0	0	0	0	0	0	0	0	0
2025	Colts	4	4	13	9	4	0	0	0.0	0.0	0	0	0	0	0	3	0	0	0	0	0	0	0	0	0	0	0	0	0	0	0	0	0
TOTALS		106	93	436	321	115	9	16	1.0	9.0	3	10	110	66T	1	74	3	1	0	40	12	9	3	0	0	0	0	0	0	0	0	0	

CHARVARIUS WARD SR.'S - NFL POSTSEASON STATISTICS

DATE	TEAM	GP	GS	TK	S	TACKLES					INTERCEPTIONS					FUMBLES					ST				MISC									
						A	TFL	YDS	SK	YDS	QBH	NO	YDS	LG	TD	PD	FF	FR	TD	YDS	TK	S	A	FF	FR	S	A							
2018	Chiefs	2	1	11	6	5	0	0	0.0	0.0	0	0	0	0	0	4	0	0	0	0	0	0	0	0	0	0	0	0	0	0	0	0	0	
2019	Chiefs	3	3	9	7	2	0	0	0.0	0.0	0	0	0	0	0	1	0	0	0	0	0	0	0	0	0	0	0	0	0	0	0	0	0	0
2020	Chiefs	3	3	18	15	3	0	0	0.0	0.0	0	0	0	0	0	1	0	0	0	0	0	0	0	0	0	0	0	0	0	0	0	0	0	0
2021	Chiefs	3	3	16	12	4	0	0	0.0	0.0	0	0	0	0	0	3	0	0	0	0	0	0	0	0	0	0	0	0	0	0	0	0	0	0
2022	49ers	3	3	13	12	1	0	0	0.0	0.0	0	0	0	0	0	3	0	0	0	0	0	0	0	0	0	0	0	0	0	0	0	0	0	0
2023	49ers	3	3	10	8	2	1	3	0.0	0.0	0	0	0	0	0	1	0	0	0	0	0	0	0	0	0	0	0	0	0	0	0	0	0	0
TOTALS		17	16	77	60	17	1	3	0.0	0.0	0	0	0	0	0	13	0	0	0	0	0	0	0	0	0	0	0	0	0	0	0	0	0	0

SINGLE-GAME HIGHS: DEFENSIVE

Total Tackles 10 at Los Angeles Rams, Sep 17, 2023
...3 more at 10.

Solo Tackles 9 at Arizona Cardinals, Nov 21, 2022
...1 more at 9.

Sacks 1.0 at Denver Broncos, Oct 25, 2020

Passes Defensed 4 at Philadelphia Eagles, Dec 03, 2023
...1 more at 4.

Forced Fumbles 1 at Oakland Raiders, Sep 15, 2019

Tackles For Loss 1 at Denver Broncos, Jan 08, 2022
...2 more at 1.

Interceptions 1 vs. Pittsburgh Steelers, Dec 26, 2021
...3 more at 1.

Interception Return Yards 10 at Oakland Raiders, Sep 15, 2019

Special Teams Tackles 3 at Denver Broncos, Oct 01, 2018
2 at Los Angeles Rams, Nov 19, 2018
...2 more at 2.

SINGLE-GAME HIGHS - POSTSEASON: DEFENSIVE

Total Tackles 7 vs. Buffalo Bills, Jan 24, 2021
...1 more at 7.

Solo Tackles 6 vs. Buffalo Bills, Jan 24, 2021
...1 more at 6.

Passes Defensed 4 vs. Indianapolis Colts, Jan 12, 2019
1 vs. Cincinnati Bengals, Jan 30, 2022
...4 more at 1.

CHARVARIUS WARD SR.

CORNERBACK
(CHARR-VEAR-FE-US)

7

2018 GAME-BY-GAME REGULAR-SEASON STATISTICS (CHIEFS)

DATE	OPPONENT	P/S	TACKLES							INTERCEPTIONS				FUMBLES			ST			MISC		W/L	SCORE				
			TK	S	A	SK	YDS	TFL	YDS	QBH	NO	YDS	LG	TD	PD	FF	FR	TD	YDS	TK	S			A	FF	FR	S
09/09	at Chargers																									W	38-28
09/16	at Steelers																									W	42-37
09/23	49ers																									W	38-27
10/01	at Broncos	P	0	0	0	0	0	0	0	0	0	0	0	0	0	0	0	0	3	2	1	0	0	0	0	W	27-23
10/07	Jaguars	P	0	0	0	0	0	0	0	0	0	0	0	0	0	0	0	0	0	0	0	0	0	0	0	W	30-14
10/14	at Patriots	P	0	0	0	0	0	0	0	0	0	0	0	0	0	0	0	0	0	0	0	0	0	0	0	L	40-43
10/21	Bengals	P	1	1	0	0	0	0	0	0	0	0	0	0	0	0	0	0	1	0	1	0	0	0	0	W	45-10
10/28	Broncos	P	0	0	0	0	0	0	0	0	0	0	0	0	0	0	0	0	2	2	0	0	0	0	0	W	30-23
11/04	at Browns	P	0	0	0	0	0	0	0	0	0	0	0	0	0	0	0	0	1	1	0	0	0	0	0	W	37-21
11/11	Cardinals	P	0	0	0	0	0	0	0	0	0	0	0	0	0	0	0	0	2	2	0	0	0	0	0	W	26-14
11/19	at Rams	P	0	0	0	0	0	0	0	0	0	0	0	0	0	0	0	0	2	1	1	0	0	0	0	L	51-54
12/02	at Raiders	P	0	0	0	0	0	0	0	0	0	0	0	0	0	0	0	0	0	0	0	0	0	0	0	W	40-33
12/09	Ravens	P	0	0	0	0	0	0	0	0	0	0	0	0	0	0	0	0	0	0	0	0	0	0	0	W	27-24+
12/13	Seahawks	P	0	0	0	0	0	0	0	0	0	0	0	0	0	0	0	0	1	1	0	0	0	0	0	L	28-29
12/23	at Seahawks	S	8	7	1	0	0	0	0	0	0	0	0	1	0	0	0	0	0	0	0	0	0	0	0	L	31-38
12/30	Raiders	S	9	9	0	0	0	0	0	0	0	0	0	2	0	0	0	0	0	0	0	0	0	0	0	W	35-3
2018 TOTALS		13-2	18	17	1	0	0	0	0	0	0	0	0	3	0	0	0	0	12	9	3	0	0	0	0	12-4	

+ - Overtime

2019 GAME-BY-GAME REGULAR-SEASON STATISTICS (CHIEFS)

DATE	OPPONENT	P/S	TACKLES							INTERCEPTIONS				FUMBLES			ST			MISC		W/L	SCORE					
			TK	S	A	SK	YDS	TFL	YDS	QBH	NO	YDS	LG	TD	PD	FF	FR	TD	YDS	TK	S			A	FF	FR	S	A
09/08	at Jaguars	S	7	5	2	0	0	0	0	0	0	0	0	0	0	0	0	0	0	0	0	0	0	0	0	W	40-26	
09/15	at Raiders	S	4	3	1	0	0	0	0	0	1	10	10	0	2	1	0	0	0	0	0	0	0	0	0	0	W	28-10
09/22	Ravens	S	5	4	1	0	0	0	0	0	0	0	0	0	0	0	0	0	0	0	0	0	0	0	0	W	33-28	
09/29	at Lions	S	6	6	0	0	0	0	0	0	0	0	0	0	0	0	0	0	0	0	0	0	0	0	0	W	34-30	
10/06	Colts	S	6	4	2	0	0	0	0	0	0	0	0	1	0	0	0	0	0	0	0	0	0	0	0	L	13-19	
10/13	Texans	S	8	7	1	0	0	0	0	0	1	0	0	0	1	0	0	0	0	0	0	0	0	0	0	L	24-31	
10/17	at Broncos	S	3	2	1	0	0	0	0	0	0	0	0	0	0	0	0	0	0	0	0	0	0	0	0	W	30-6	
10/27	Packers	S	4	3	1	0	0	0	0	0	0	0	0	1	0	0	0	0	0	0	0	0	0	0	0	L	24-31	
11/03	Vikings	S	6	4	2	0	0	0	0	0	0	0	0	1	0	0	0	0	0	0	0	0	0	0	0	W	26-23	
11/10	at Titans	S	4	3	1	0	0	0	0	0	0	0	0	0	0	0	0	0	0	0	0	0	0	0	0	L	32-35	
11/18	at Chargers	S	2	1	1	0	0	0	0	0	0	0	0	0	3	0	0	0	0	0	0	0	0	0	0	W	24-17	
12/01	Raiders	S	2	2	0	0	0	0	0	0	0	0	0	0	0	0	0	0	0	0	0	0	0	0	0	W	40-9	
12/08	at Patriots	S	1	1	0	0	0	0	0	0	0	0	0	0	0	0	0	0	0	0	0	0	0	0	0	W	23-16	
12/15	Broncos	S	6	4	2	0	0	0	0	0	0	0	0	0	0	0	0	0	0	0	0	0	0	0	0	W	23-3	
12/22	at Bears	S	3	3	0	0	0	0	0	0	0	0	0	1	0	0	0	0	0	0	0	0	0	0	0	W	26-3	
12/29	Chargers	S	7	4	3	0	0	0	0	0	0	0	0	1	0	0	0	0	0	0	0	0	0	0	0	W	31-21	
2019 TOTALS		16-16	74	56	18	0	0	0	0	2	10	10	0	11	1	0	0	0	0	0	0	0	0	0	0	12-4		

2020 GAME-BY-GAME REGULAR-SEASON STATISTICS (CHIEFS)

DATE	OPPONENT	P/S	TACKLES							INTERCEPTIONS				FUMBLES			ST			MISC		W/L	SCORE				
			TK	S	A	SK	YDS	TFL	YDS	QBH	NO	YDS	LG	TD	PD	FF	FR	TD	YDS	TK	S			A	FF	FR	S
09/10	Texans	S	1	1	0	0	0	0	0	0	0	0	0	0	0	0	0	0	0	0	0	0	0	0	0	W	34-20
09/20	at Chargers																									W	23-20+
09/28	at Ravens	P	1	1	0	0	0	0	0	0	0	0	0	1	0	0	0	0	0	0	0	0	0	0	0	W	34-20
10/05	Patriots	S	4	3	1	0	0	0	0	0	0	0	0	0	0	0	0	0	0	0	0	0	0	0	0	W	26-10
10/11	Raiders	S	4	2	2	0	0	0	0	0	0	0	0	0	0	0	0	0	0	0	0	0	0	0	0	L	32-40
10/19	at Bills	S	4	3	1	0	0	0	0	0	0	0	0	1	0	0	0	0	0	0	0	0	0	0	0	W	26-17
10/25	at Broncos	S	9	7	2	1	0	9	1	9	1	0	0	0	0	0	0	0	0	0	0	0	0	0	0	W	43-16
11/01	Jets	S	2	2	0	0	0	0	0	0	0	0	0	1	0	0	0	0	0	0	0	0	0	0	0	W	35-9
11/08	Panthers	S	5	4	1	0	0	0	0	0	0	0	0	1	0	0	0	0	0	0	0	0	0	0	0	W	33-31
11/22	at Raiders	S	4	3	1	0	0	0	0	0	0	0	0	1	0	0	0	0	0	0	0	0	0	0	0	W	35-31
11/29	at Buccaneers	S	4	1	3	0	0	0	0	0	1	0	0	0	0	0	0	0	0	0	0	0	0	0	0	W	27-24
12/06	Broncos	S	4	2	2	0	0	0	0	0	0	0	0	0	0	0	0	0	0	0	0	0	0	0	0	W	22-16
12/13	at Dolphins	S	1	1	0	0	0	0	0	0	0	0	0	1	0	0	0	0	0	0	0	0	0	0	0	W	33-27
12/20	at Saints	S	4	4	0	0	0	0	0	1	0	0	0	0	0	0	0	0	0	0	0	0	0	0	0	W	32-29
12/27	Falcons	S	4	4	0	0	0	0	0	0	0	0	0	0	0	0	0	0	0	0	0	0	0	0	0	W	17-14
01/03	Chargers																								L	21-38	
2020 TOTALS		14-13	51	38	13	1	0	9	3	0	0	0	0	6	0	0	0	0	0	0	0	0	0	0	14-2		

+ - Overtime

CHARVARIUS WARD SR.

CORNERBACK
(CHARR-VEAR-EE-US)

7



2021 GAME-BY-GAME REGULAR-SEASON STATISTICS (CHIEFS)

DATE	OPPONENT	P/S	TACKLES							INTERCEPTIONS				FUMBLES			ST			MISC		W/L	SCORE						
			TK	S	A	SK	YDS	TFL	YDS	QBH	NO	YDS	LG	TD	PD	FF	FR	TD	YDS	TK	S			A	FF	FR	S	A	
09/12	Browns	S	4	4	0	0	0	0	0	0	0	0	0	0	0	0	0	0	0	0	0	0	0	0	0	0	0	W	33-29
09/19	at Ravens	S	4	3	1	0	0	0	0	0	0	0	0	0	0	0	0	0	0	0	0	0	0	0	0	0	L	35-36	
09/26	Chargers																										L	24-30	
10/03	at Eagles																										W	42-30	
10/10	Bills																										L	20-38	
10/17	at Football Team																										W	31-13	
10/24	at Titans	P	2	2	0	0	0	0	0	0	0	0	0	1	0	0	0	0	0	0	0	0	0	0	0	0	L	3-27	
11/01	Giants	S	5	4	1	0	0	0	0	0	0	0	0	0	0	0	0	0	0	0	0	0	0	0	0	0	W	20-17	
11/07	Packers	S	7	5	2	0	0	0	0	0	0	0	0	1	0	0	0	0	0	0	0	0	0	0	0	0	W	13-7	
11/14	at Raiders	S	1	0	1	0	0	0	0	0	0	0	0	0	0	0	0	0	0	0	0	0	0	0	0	0	W	41-14	
11/21	Cowboys	S	7	5	2	0	0	0	0	0	1	0	0	0	3	0	0	0	0	0	0	0	0	0	0	0	W	19-9	
12/05	Broncos	S	8	5	3	0	0	0	0	0	0	0	0	1	0	0	0	0	0	0	0	0	0	0	0	0	W	22-9	
12/12	Raiders	S	3	3	0	0	0	0	0	0	0	0	0	0	0	0	0	0	0	0	0	0	0	0	0	0	W	48-9	
12/16	at Chargers	S	10	7	3	0	0	0	0	0	0	0	0	2	0	0	0	0	0	0	0	0	0	0	0	0	W	34-28+	
12/26	Steelers	S	3	3	0	0	0	1	3	0	1	0	0	1	0	0	0	0	0	0	0	0	0	0	0	0	W	36-10	
01/02	at Bengals	S	8	6	2	0	0	0	0	0	0	0	0	1	0	0	0	0	0	0	0	0	0	0	0	0	L	31-34	
01/08	at Broncos	S	5	1	4	0	0	1	1	0	0	0	0	0	0	0	0	0	0	0	0	0	0	0	0	0	W	28-24	
2021 TOTALS			13-12	67	48	19	0.0	0.0	2	4	0	2	0	0	0	10	0	0	0	0	0	0	0	0	0	0	0	12-5	

+ - Overtime

2022 GAME-BY-GAME REGULAR-SEASON STATISTICS (49ERS)

DATE	OPPONENT	P/S	TACKLES							INTERCEPTIONS				FUMBLES			ST			MISC		W/L	SCORE					
			TK	S	A	SK	YDS	TFL	YDS	QBH	NO	YDS	LG	TD	PD	FF	FR	TD	YDS	TK	S			A	FF	FR	S	A
09/11	at Bears	S	2	1	1	0	0	0	0	0	0	0	0	1	0	0	0	0	0	0	0	0	0	0	0	0	L	10-19
09/18	Seahawks	S	8	4	4	0	0	0	0	0	1	9	9	0	1	0	0	0	0	0	0	0	0	0	0	0	W	27-7
09/25	at Broncos	S	8	3	5	0	0	1	0	0	0	0	0	1	1	0	0	0	0	0	0	0	0	0	0	0	L	10-11
10/03	Rams	S	4	4	0	0	0	0	0	0	0	0	0	1	0	0	0	0	0	0	0	0	0	0	0	0	W	24-9
10/09	at Panthers	S	4	3	1	0	0	0	0	0	0	0	0	4	0	0	0	0	0	0	0	0	0	0	0	0	W	37-15
10/16	at Falcons	S	2	2	0	0	0	0	0	0	0	0	0	0	0	0	0	0	0	0	0	0	0	0	0	0	L	14-28
10/23	Chiefs	S	10	8	2	0	0	0	0	0	0	0	0	0	0	0	0	0	0	0	0	0	0	0	0	0	L	23-44
10/30	at Rams	S	6	5	1	0	0	0	0	0	0	0	0	0	0	0	0	0	0	0	0	0	0	0	0	0	W	31-14
11/13	Chargers	S	2	1	1	0	0	0	0	0	0	0	0	1	0	0	0	0	0	0	0	0	0	0	0	0	W	22-16
11/21	at Cardinals	S	10	9	1	0	0	1	1	0	0	0	0	0	0	0	0	0	0	0	0	0	0	0	0	0	W	38-10
11/27	Saints	S	5	2	3	0	0	0	0	0	0	0	0	0	0	0	0	0	0	0	0	0	0	0	0	0	W	13-0
12/04	Dolphins	S	1	0	1	0	0	0	0	0	0	0	0	0	0	0	0	0	0	0	0	0	0	0	0	0	W	33-17
12/11	Buccaneers	S	8	6	2	0	0	0	0	0	0	0	0	0	0	0	0	0	0	0	0	0	0	0	0	0	W	35-7
12/15	at Seahawks	S	6	6	0	0	0	0	0	0	0	0	0	2	0	1	0	40	0	0	0	0	0	0	0	0	W	21-13
12/24	Commanders	S	3	3	0	0	0	1	0	0	0	0	0	0	0	0	0	0	0	0	0	0	0	0	0	0	W	37-20
01/01	at Raiders	S	6	2	4	0	0	0	0	0	0	0	0	0	0	0	0	0	0	0	0	0	0	0	0	0	W	37-34+
01/08	Cardinals	S	2	0	2	0	0	0	0	0	0	0	0	0	0	0	0	0	0	0	0	0	0	0	0	0	W	38-13
2022 TOTALS			17-17	87	59	28	0.0	0.0	3	1	0	1	9	9	0	11	1	1	0	40	0	0	0	0	0	0	0	13-4

+ - Overtime

CHARVARIUS WARD SR.

CORNERBACK
(CHARR-VEAR-FE-US)

7

2023 GAME-BY-GAME REGULAR-SEASON STATISTICS (49ERS)

DATE	OPPONENT	P/S	TACKLES							INTERCEPTIONS				FUMBLES			ST			MISC		W/L	SCORE					
			TK	S	A	SK	YDS	TFL	YDS	QBH	NO	YDS	LG	TD	PD	FF	FR	TD	YDS	TK	S			A	FF	FR	S	A
09/10	at Steelers	S	3	2	1	0.0	0.0	0	0	0	0	1	9	9	0	1	0	0	0	0	0	0	0	0	0	0	W	30-7
09/17	at Rams	S	10	8	2	0.0	0.0	0	0	0	0	0	0	0	1	0	0	0	0	0	0	0	0	0	0	W	30-23	
09/21	Giants	S	4	4	0	0.0	0.0	0	0	0	0	0	0	0	2	0	0	0	0	0	0	0	0	0	0	W	30-12	
10/01	Cardinals	S	2	1	1	0.0	0.0	0	0	0	0	0	0	0	0	0	0	0	0	0	0	0	0	0	0	W	35-16	
10/08	Cowboys	S	2	2	0	0.0	0.0	0	0	0	0	0	0	0	1	0	0	0	0	0	0	0	0	0	0	W	42-10	
10/15	at Browns	S	5	4	1	0.0	0.0	0	0	0	0	0	0	0	0	1	0	0	0	0	0	0	0	0	0	L	17-19	
10/23	at Vikings	S	5	4	1	0.0	0.0	0	0	0	1	0	0	0	2	0	0	0	0	0	0	0	0	0	0	L	17-22	
10/29	Bengals	S	4	2	2	0.0	0.0	0	0	0	0	0	0	0	2	0	0	0	0	0	0	0	0	0	0	L	17-31	
11/12	at Jaguars	S	2	2	0	0.0	0.0	0	0	0	0	0	0	0	1	0	0	0	0	0	0	0	0	0	0	W	34-3	
11/19	Buccaneers	S	9	8	1	0.0	0.0	1	1	0	0	0	0	0	2	0	0	0	0	0	0	0	0	0	0	W	27-14	
11/23	at Seahawks	S	5	3	2	0.0	0.0	0	0	0	0	0	0	0	3	0	0	0	0	0	0	0	0	0	0	W	31-13	
12/03	at Eagles	S	5	4	1	0.0	0.0	0	0	0	0	0	0	0	4	0	0	0	0	0	0	0	0	0	0	W	42-19	
12/10	Seahawks	S	1	0	1	0.0	0.0	0	0	0	0	0	0	0	1	0	0	0	0	0	0	0	0	0	0	W	28-16	
12/17	at Cardinals	S	3	2	1	0.0	0.0	0	0	0	2	79	66	1	2	0	0	0	0	0	0	0	0	0	0	W	45-29	
12/25	Ravens	S	4	3	1	0.0	0.0	0	0	0	0	0	0	0	0	0	0	0	0	0	0	0	0	0	0	L	19-33	
12/31	at Commanders	S	4	3	1	0.0	0.0	1	0	0	1	3	3	0	1	0	0	0	0	0	0	0	0	0	0	W	27-10	
01/07	Rams	S	4	4	0	0.0	0.0	0	0	0	0	0	0	0	0	0	0	0	0	0	0	0	0	0	0	L	20-21	
2023 TOTALS			17-17	72	56	16	0.0	0.0	2	1	0	5	91	66T	1	23	1	0	0	0	0	0	0	0	0	12-5		

2024 GAME-BY-GAME REGULAR-SEASON STATISTICS (49ERS)

DATE	OPPONENT	P/S	TACKLES							INTERCEPTIONS				FUMBLES			ST			MISC		W/L	SCORE				
			TK	S	A	SK	YDS	TFL	YDS	QBH	NO	YDS	LG	TD	PD	FF	FR	TD	YDS	TK	S			A	FF	FR	S
09/09	Jets	S	3	2	1	0.0	0.0	0	0	0	0	0	0	0	1	0	0	0	0	0	0	0	0	0	0	W	32-19
09/15	at Vikings	S	1	1	0	0.0	0.0	0	0	0	0	0	0	0	1	0	0	0	0	0	0	0	0	0	0	L	17-23
09/22	at Rams	S	9	6	3	0.0	0.0	0	0	0	0	0	0	0	1	0	0	0	0	0	0	0	0	0	0	L	24-27
09/29	Patriots	S	5	5	0	0.0	0.0	0	0	0	0	0	0	0	1	0	0	0	0	0	0	0	0	0	0	W	30-13
10/06	Cardinals	S	4	3	1	0.0	0.0	0	0	0	0	0	0	0	0	0	0	0	0	0	0	0	0	0	0	L	23-24
10/10	at Seahawks																									W	36-24
10/20	Chiefs	S	6	4	2	0.0	0.0	0	0	0	0	0	0	0	1	0	0	0	0	0	0	0	0	0	0	L	18-28
10/27	Cowboys	S	7	5	2	0.0	0.0	0	0	0	0	0	0	0	0	0	0	0	0	0	0	0	0	0	0	W	30-24
11/10	at Buccaneers																									W	23-20
11/17	Seahawks																									L	17-20
11/24	at Packers																									L	10-38
12/01	at Bills	S	5	2	3	0.0	0.0	1	1	0	0	0	0	0	0	0	0	0	0	0	0	0	0	0	0	L	10-35
12/08	Bears	S	5	4	1	0.0	0.0	0	0	0	0	0	0	0	0	0	0	0	0	0	0	0	0	0	0	W	38-13
12/12	Rams	S	5	3	2	0.0	0.0	0	0	0	0	0	0	0	1	0	0	0	0	0	0	0	0	0	0	L	6-12
12/22	at Dolphins	S	1	0	1	0.0	0.0	0	0	0	0	0	0	0	1	0	0	0	0	0	0	0	0	0	0	L	17-29
12/30	Lions																									L	34-40
01/05	at Cardinals	S	3	3	0	0.0	0.0	0	0	0	0	0	0	0	0	0	0	0	0	0	0	0	0	0	0	L	24-47
2024 TOTALS			12-12	54	38	16	0.0	0.0	1	1	0	0	0	0	0	7	0	0	0	0	0	0	0	0	0	6-11	

2025 GAME-BY-GAME REGULAR-SEASON STATISTICS (COLTS)

DATE	OPPONENT	P/S	TACKLES							INTERCEPTIONS				FUMBLES			ST			MISC		W/L	SCORE				
			TK	S	A	SK	YDS	TFL	YDS	QBH	NO	YDS	LG	TD	PD	FF	FR	TD	YDS	TK	S			A	FF	FR	S
09/07	Dolphins	S	6	4	2	0.0	0.0	0	0	0	0	0	0	0	0	0	0	0	0	0	0	0	0	0	0	W	33-8
09/14	Broncos																									W	29-28
09/21	at Titans	S	1	1	0	0.0	0.0	0	0	0	0	0	0	0	2	0	0	0	0	0	0	0	0	0	0	W	41-20
09/28	at Rams	S	1	0	1	0.0	0.0	0	0	0	0	0	0	0	1	0	0	0	0	0	0	0	0	0	0	L	20-27
10/05	Raiders	S	5	4	1	0.0	0.0	0	0	0	0	0	0	0	0	0	0	0	0	0	0	0	0	0	0	W	40-6
10/12	Cardinals																									W	31-27
2025 TOTALS			4-4	13	9	4	0.0	0.0	0	0	0	0	0	0	3	0	0	0	0	0	0	0	0	0	0	5-1	

2018 GAME-BY-GAME POSTSEASON STATISTICS (CHIEFS)

DATE	OPPONENT	P/S	TACKLES							INTERCEPTIONS				FUMBLES			ST			MISC		W/L	SCORE				
			TK	S	A	SK	YDS	TFL	YDS	QBH	NO	YDS	LG	TD	PD	FF	FR	TD	YDS	TK	S			A	FF	FR	S
01/12	Colts	S	4	2	2	0.0	0.0	0	0	0	0	0	0	0	4	0	0	0	0	0	0	0	0	0	0	W	31-13
01/20	Patriots	P	7	4	3	0.0	0.0	0	0	0	0	0	0	0	0	0	0	0	0	0	0	0	0	0	0	L	31-37+
2018 TOTALS			2-1	11	6	5	0.0	0.0	0	0	0	0	0	0	4	0	0	0	0	0	0	0	0	0	0	1-1	

+ - Overtime

TYLER WARREN

TIGHT END

84



6-5 256 LBS
NFL EXP: ROOKIE
(1ST YEAR WITH THE COLTS)
BORN: 5/24/02



COLLEGE:
PENN STATE

4TH-AND-SHORT

- Appeared in 56 career games (31 starts) at Penn State (2020-24) and totaled 153 receptions for 1,839 yards (12.0 avg.) and 19 touchdowns. Also registered 32 carries for 224 yards (7.0 avg.) and six touchdowns and completed 3-of-6 passes for 35 yards and one touchdown.
- Among Penn State tight ends, he finished first all-time in total touchdowns (25 - 19 receiving, six rushing), receptions, receiving yards, receiving touchdowns and 100-yard games (five).
- 2024 John Mackey Award recipient
- First Team All-America (2024)
- 2024 Kwalick-Clark Big Ten Tight End of the Year Award
- Third Team All-Big Ten honors (2023).

DOWN THE STRETCH

What are your hobbies off the field: Golfing and fishing

Best concert you've been to: Luke Combs



Selected by the Colts in the first round (14th overall) of the 2025 NFL Draft.

@t.warren44

STARTING OFF STRONG

Warren was named the Pepsi Zero Sugar Rookie of the Week for Week 2 of 2025. In the Colts' 29-28 win over Denver, Warren tallied four receptions for 79 yards (19.8 avg.), marking the highest single-game receiving average by a Colts rookie tight end since Dallas Clark in Week 11 of 2003. Warren totaled 11 receptions through Weeks 1 and 2 of 2025, placing him first in Colts history and fourth in league history for the most receptions by a rookie tight end through the first two games of their career.



WHATEVER, WHEREVER

First-round draft pick Warren may have won the Mackey Award in 2024 for being college football's best tight end, but he's been known to play multiple positions on the field: quarterback, wide receiver and even center, to name a few. The Mechanicsville, Va. native was also an all-state punter in high school, as well as a standout on the baseball diamond and basketball court. Funny enough, Warren caught the eye of Penn State head coach James Franklin and his coaching staff after sending out some of his basketball-dunking highlights.

NFL HIGHLIGHTS

2025 SEASON (COLTS)

- Has appeared in six games (five starts) and has tallied 29 receptions for 370 yards (12.8 avg.) and two touchdowns as well as four carries for six yards and one touchdown. In Week 1 vs. MIA, he caught seven passes for 76 yards, which is tied for the second-most receptions by an NFL tight

end in their first career start since at least 1970. He also recorded the second-most receiving yards by a Colts rookie tight end in their first career start with 76. His 57 receiving yards in the first half is the most by a Colts rookie tight end in their first career start in franchise history. In Week 2 vs. DEN, he earned Pepsi Zero Sugar Rookie of the Week after he compiled four receptions for 79 yards. He passed Coby Fleener (eight) for the most receptions by a Colts rookie tight end in their first two career games in team history with 11, which also ranks fourth in the NFL among all tight ends through their first two career games. His 19.8 average yards/reception also marked the highest single-game receiving average by a Colts rookie tight end since Dallas Clark in Week 11 of 2003. His 155 receiving yards through Weeks 1 and 2 is the most by a Colts rookie tight end in their first two games in team history. In Week 4 at LAR, he tallied five receptions for 70 yards and two carries for three yards and his first career rushing touchdown. He became just the second tight end in NFL history (Alvin Reed) to post at least 70 receiving yards in three of his first four career games. In Week 5 vs. LV, he tallied four carries for 44 yards and his first career receiving touchdown. He also became the first tight end in NFL history to record a 10.0-plus receiving average (min. three receptions) in each of his first five career games. In Week 6 vs. ARI, he caught six passes for 63 yards and one touchdown, becoming the first Colts rookie tight end to record a touchdown in three straight games since at least 1970. He also passed Dallas Clark (340) for the fourth-most receiving yards by a rookie tight end in franchise history.

COLLEGE

- Appeared in 56 career games (31 starts) at Penn State (2020-24) and totaled 153 receptions for 1,839 yards (12.0 avg.) and 19 touchdowns. Also registered 32 carries for 224 yards (7.0 avg.) and six touchdowns and completed 3-of-6 passes for 35 yards and one touchdown.
- He concluded his career with a catch in each of his last 32 games and at least one catch of 14+ yards in each of his last 22 games.
- Among Penn State tight ends, he finished first all-time in total touchdowns (25 – 19 receiving, six rushing), receptions, receiving yards, receiving touchdowns and 100-yard games (five).
- In program history, ranked fifth all-time in touchdown receptions, ninth in receptions and 14th in receiving yards.
- In 2024, he started all 16 games and compiled 104 receptions for 1,233 yards (11.9 avg.) and eight touchdowns. He also compiled 26 carries for 218 yards (8.4 avg.) and four touchdowns in

addition to throwing a touchdown.

- Saw action in all 13 games (12 starts) in 2023 and registered 34 receptions for 422 yards and seven touchdowns.
- Garnered Third Team All-Big Ten honors from the coaches and Honorable Mention All-Big Ten recognition from the media.
- In 2022, played in 12 games (three starts) and had 10 receptions for 123 yards and three touchdowns.
- Appeared in 13 games in 2021 and totaled five receptions for 61 yards and one touchdown. Also tallied two rushing touchdowns.
- As a true freshman in 2020, saw action in two games and redshirted.

PERSONAL

- Was a four-year letterman at Atlee High School and a three-time team captain.
- Earned all-state honors two times, all-region honors three times and all-metro by the

Touchdown Club of Richmond (2017 and 2018).

- As a senior, he threw for 1,149 passing yards and 14 touchdowns. Also added 677 rushing yards and 10 touchdowns.
- Threw for 881 yards and rushed for 553 yards as a junior.
- As a sophomore, compiled 891 passing yards and 722 rushing yards.
- Threw for 733 passing yards as a freshman.
- Rated a four-star recruit by ESPN and a three-star prospect by *247Sports* and *Rivals*.
- Also lettered in basketball (four times) and baseball (three times)
- Was a four-time all-region selection in basketball and all-state baseball player.

TRANSACTIONS

- Selected by the Colts in the first round (14th overall) of the 2025 NFL Draft.

TYLER WARREN'S - NFL REGULAR SEASON STATISTICS

DATE	TEAM	RECEIVING						RUSHING					
		GP	GS	NO.	YDS.	AVG.	LG	TD	NO.	YDS.	AVG.	LG	TD
2025	Colts	6	5	29	370	12.8	41	2	4	6	1.5	3	1
TOTALS		6	5	29	370	12.8	41	2	4	6	1.5	3	1

TYLER WARREN'S - NFL REGULAR SEASON STATISTICS

DATE	TEAM	KICKOFF RETURNS					PUNT RETURNS					
		RET.	YDS.	AVG.	LG	TD	NO.	FC	YDS.	AVG.	LG	TD
2025	Colts	0	0	0.0	0	0	0	0	0	0.0	0	0
TOTALS		0	0	0.0	0	0	0	0	0	0.0	0	0

SINGLE-GAME HIGHS: RUSHING/RECEIVING

Rush Attempts 2 at Los Angeles Rams, Sep 28, 2025
1 vs. Denver Broncos, Sep 14, 2025
...1 more at 1.

Rushing Yards 3 at Los Angeles Rams, Sep 28, 2025
...1 more at 3.

Longest Runs 3 vs. Miami Dolphins, Sep 07, 2025
2t at Los Angeles Rams, Sep 28, 2025
1 at Los Angeles Rams, Sep 28, 2025

Rushing TDs 1 at Los Angeles Rams, Sep 28, 2025

Receptions 7 vs. Miami Dolphins, Sep 07, 2025
6 vs. Arizona Cardinals, Oct 12, 2025
5 at Los Angeles Rams, Sep 28, 2025

Receiving Yards 79 vs. Denver Broncos, Sep 14, 2025
76 vs. Miami Dolphins, Sep 07, 2025
70 at Los Angeles Rams, Sep 28, 2025

Receiving Average 19.8 vs. Denver Broncos, Sep 14, 2025
14.0 at Los Angeles Rams, Sep 28, 2025
12.7 at Tennessee Titans, Sep 21, 2025

Longest Receptions 41 vs. Denver Broncos, Sep 14, 2025
24 at Los Angeles Rams, Sep 28, 2025
23 vs. Arizona Cardinals, Oct 12, 2025
...1 more at 23.

Receiving TDs 1 vs. Arizona Cardinals, Oct 12, 2025
...1 more at 1.

All-Purpose Yards 79 vs. Denver Broncos, Sep 14, 2025
...1 more at 79.

Most TDs 1 vs. Arizona Cardinals, Oct 12, 2025
...2 more at 1.

Scrimmage Yards 79 vs. Denver Broncos, Sep 14, 2025
...1 more at 79.

2025 GAME-BY-GAME REGULAR-SEASON STATISTICS (COLTS)

DATE	OPPONENT	P/S	RECEIVING					RUSHING					W/L	SCORE
			NO.	YDS.	AVG.	LG	TD	NO.	YDS.	AVG.	LG	TD		
09/07	Dolphins	S	7	76	10.9	21	0	1	3	3.0	3	0	W	33-8
09/14	Broncos	S	4	79	19.8	41	0	1	0	0.0	0	0	W	29-28
09/21	at Titans	S	3	38	12.7	17	0	0	0	0.0	0	0	W	41-20
09/28	at Rams	S	5	70	14.0	24	0	2	3	1.5	2t	1	L	20-27
10/05	Raiders	S	4	44	11.0	19	1	0	0	0.0	0	0	W	40-6
10/12	Cardinals	P	6	63	10.5	23	1	0	0	0.0	0	0	W	31-27
2025 TOTALS		6-5	29	370	12.8	41	2	4	6	1.5	3	1	5-1	

TREY WASHINGTON

SAFETY

41



5-10 205^{LBS}
NFL EXP: ROOKIE
(1ST YEAR WITH THE COLTS)
BORN: 12/9/02

*Old
Miss*

**COLLEGE:
MISSISSIPPI**

4TH-AND-SHORT

- Saw action in 52 games (29 starts) at Mississippi (2021-24) and totaled 201 tackles (114 solo), 6.5 tackles for loss, 18 passes defended, five interceptions, three forced fumbles and one fumble recovery.
- College Football Network Third Team All-SEC choice in 2023
- A native of Trussville, Ala.

Originally signed by the Colts as an undrafted free agent on May 8, 2025.



X @ht_trey1

IG @trwyy_

NFL HIGHLIGHTS

2025 SEASON (COLTS)

- Has appeared in two games and has compiled three tackles.

COLLEGE

- Saw action in 52 games (29 starts) at Mississippi (2021-24) and totaled 201 tackles (114 solo), 6.5 tackles for loss, 18 passes defended, five interceptions, three forced fumbles and one fumble recovery.
- Two-time SEC Fall Academic Honor Roll honoree (2022-23).
- Was a Third Team All-SEC choice by the *College Football Network* in 2023
- In 2024, he started all 13 games and registered 64 tackles (37 solo), 3.0 tackles for loss, eight passes defended, one interception and one forced fumble.
- As a junior, he started all 13 games and tallied 83 tackles (45 solo), 2.0 tackles for loss, five passes defended, three interceptions, one forced fumble and one fumble recovery.
- In 2022, he saw action in 13 games (three starts)

and compiled 31 tackles (21 solo), 1.0 tackle for loss, four passes defended, one interception and one forced fumble.

- As a freshman, he appeared in 13 games and recorded 23 tackles (11 solo), half a tackle for loss and one pass defended.

PERSONAL

- Attended Hewitt-Trussville (Ala.) High School.
- Named a two-time all-state selection.
- During his high school career, he totaled 46 passes defended and seven interceptions.
- Also lettered in basketball.
- Graduated with a bachelor's degree in integrated marketing communications.
- A native of Trussville, Ala.

TRANSACTIONS

- Signed to the Colts active roster from the practice squad on October 2, 2025.
- Signed to the Colts practice squad on August 27, 2025.
- Waived by Indianapolis on August 26, 2025.
- Signed by the Colts as an undrafted free agent on May 8, 2025.

TREY WASHINGTON'S - NFL REGULAR SEASON STATISTICS

DATE	TEAM	GP	GS	TACKLES							INTERCEPTIONS				FUMBLES				ST			MISC				
				TK	S	A	TFL	YDS	SK	YDS	QBH	NO	YDS	LG	TD	PD	FF	FR	TD	YDS	TK	S	A	FF	FR	S
2025	Colts	2	0	3	0	3	0	0	0.0	0.0	0	0	0	0	0	0	0	0	0	0	0	0	0	0	0	0
TOTALS		2	0	3	0	3	0	0	0.0	0.0	0	0	0	0	0	0	0	0	0	0	0	0	0	0	0	0

SINGLE-GAME HIGHS: DEFENSIVE

Total Tackles

3 vs. Las Vegas Raiders, Oct 05, 2025

2025 GAME-BY-GAME REGULAR-SEASON STATISTICS (COLTS)

DATE	OPPONENT	P/S	TACKLES							INTERCEPTIONS				FUMBLES				ST			MISC			W/L	SCORE		
			TK	S	A	SK	YDS	TFL	YDS	QBH	NO	YDS	LG	TD	PD	FF	FR	TD	YDS	TK	S	A	FF			FR	S
09/07	Dolphins																									W	33-8
09/14	Broncos																									W	29-28
09/21	at Titans																									W	41-20
09/28	at Rams																									L	20-27
10/05	Raiders	P	3	0	3	0.0	0.0	0	0	0	0	0	0	0	0	0	0	0	0	0	0	0	0	0	0	W	40-6
10/12	Cardinals	P	0	0	0	0.0	0.0	0	0	0	0	0	0	0	0	0	0	0	0	0	0	0	0	0	0	W	31-27
2025 TOTALS		2-0	3	0	3	0.0	0.0	0	0	0	0	0	0	0	0	0	0	0	0	0	0	0	0	0	0	5-1	



MICHAEL
PITTMAN JR.
WIDE RECEIVER



GAME SUMMARIES



8

WEEK 1

Miami Dolphins 8, Indianapolis Colts 33
64,065 U Lucas Oil Stadium U Sep 7, 2025



33

Miami Dolphins	0	0	0	8	—	8
Indianapolis Colts	3	17	3	10	—	33

SCORING DRIVES

TEAM	QTR	TIME	SCORING PLAY	MIA	IND
Colts	1	10:37	S.Shrader 24 yd. Field Goal (9-62, 4:23)	0	3
Colts	2	14:54	M.Pittman 27 yd. pass from D.Jones (S.Shrader kick) (14-84, 8:18)	0	10
Colts	2	12:01	D.Jones 1 yd. run (S.Shrader kick) (5-42, 2:13)	0	17
Colts	2	00:00	S.Shrader 35 yd. Field Goal (17-72, 6:46)	0	20
Colts	3	07:30	S.Shrader 28 yd. Field Goal (7-48, 3:49)	0	23
Colts	4	10:14	D.Jones 1 yd. run (S.Shrader kick) (15-69, 9:18)	0	30
Dolphins	4	06:21	D.Achane 11 yd. pass from T.Tagovailoa (T.Tagovailoa-J.Hill pass) (9-65, 3:53)	8	30
Colts	4	02:23	S.Shrader 48 yd. Field Goal (7-21, 3:58)	8	33

MIAMI DOLPHINS

PASSING	ATT	CP	YDS	SK/YD	TD	LG	INT	RTG
Tua Tagovailoa	23	14	114	3/13	1	21	2	51.7
Zach Wilson	8	5	32	0/0	0	11	0	70.8
TOTAL	31	19	146	3/13	1	21	2	56.7

RUSHING	ATT	YDS	AVG	LG	TD
De'Von Achane	7	55	7.9	26	0
Malik Washington	1	9	9.0	9	0
Tua Tagovailoa	1	7	7.0	7	0
Ollie Gordon II	2	4	2.0	3	0
Zach Wilson	1	3	3.0	3	0
TOTAL	12	78	6.5	26	0

RECEIVING	NO	YDS	AVG	LG	TD
Tyreek Hill	4	40	10.0	21	0
Jaylen Waddle	4	30	7.5	16	0
De'Von Achane	3	20	6.7	11t	1
Tanner Conner	2	20	10.0	14	0
Malik Washington	2	20	10.0	11	0
Dec Eskridge	1	9	9.0	9	0
Nick Westbrook-Ikhine	1	7	7.0	7	0
Alec Ingold	1	1	1.0	1	0
Ollie Gordon II	1	-1	-1.0	-1	0
TOTAL	19	146	7.7	21	1

TOP DEFENSE	TOT	SOLO	AST	SCK	YDS	INT
Jordyn Brooks	14	5	9	0.0	0.0	0
Tyrel Dodson	13	6	7	0.0	0.0	0
Minkah Fitzpatrick	8	5	3	0.0	0.0	0

FIELD GOALS	FGM/FGA	PERCENT	RESULTS
	No Field Goals		

INDIANAPOLIS COLTS

PASSING	ATT	CP	YDS	SK/YD	TD	LG	INT	RTG
Daniel Jones	29	22	272	1/10	1	36	0	115.9
TOTAL	29	22	272	1/10	1	36	0	115.9

RUSHING	ATT	YDS	AVG	LG	TD
Jonathan Taylor	18	71	3.9	15	0
DJ Giddens	12	41	3.4	12	0
Daniel Jones	7	26	3.7	11	2
Ashton Dulin	1	15	15.0	15	0
Tyler Warren	1	3	3.0	3	0
Ulysses Bentley IV	1	0	0.0	0	0
TOTAL	40	156	3.9	15	2

RECEIVING	NO	YDS	AVG	LG	TD
Tyler Warren	7	76	10.9	21	0
Michael Pittman Jr.	6	80	13.3	27t	1
Jonathan Taylor	3	27	9.0	16	0
Adonai Mitchell	2	21	10.5	18	0
Josh Downs	2	12	6.0	6	0
Alec Pierce	1	36	36.0	36	0
Mo Alie-Cox	1	20	20.0	20	0
TOTAL	22	272	12.4	36	1

TOP DEFENSE	TOT	SOLO	AST	SCK	YDS	INT
Nick Cross	6	4	2	1.0	7.0	0
Charvarius Ward Sr.	6	4	2	0.0	0.0	0
Zaire Franklin	4	2	2	0.0	0.0	0

FIELD GOALS	FGM/FGA	PERCENT	RESULTS
Spencer Shrader	4-4	100.0	24G, 35G, 28G, 48G
TOTAL	4-4	100.0	

TEAM STATISTICS

	DOLPHINS	COLTS
First Downs	12	27
3rd-Down Eff. (Made/Att/Pct)	5/10/50%	7/15/47%
4th-Down Eff. (Made/Att/Pct)	1/2/50%	3/3/100%
Total Net Yards	211	418
Total Plays	46	70
Yards Per Play	4.6	6.0
Rushes/Net Yards	12/78	40/156
Net Passing	133	262
Pass Attempts/Completions	31/19	29/22
Had Intercepted	2	0
Sacked/Yards Lost	3/13	1/10
Punts/Average	1/42.0	0/0.0
Penalties/Yards	3/15	4/45
Fumbles/Lost	1/1	0/0
Possession Time	21:17	38:43

The Colts earned their first victory in a season opener dating back to 2013 after defeating the Miami Dolphins, 33-8, at Lucas Oil Stadium on a day where late Colts Owner Jim Irsay was inducted into the team's Ring of Honor. Indianapolis scored on all seven of its offensive possessions in the win and became the first team since at least 1978 to score on every offensive drive of a game. The Colts defense recorded three takeaways and 3.0 sacks and shutout the Dolphins in the first three quarters before allowing a touchdown at the 6:21 mark of the final stanza. Daniel Jones made his first start with the Colts and completed 22-of-29 passes for 272 yards and one touchdown for a 115.9 passer rating while adding 26 rushing yards and two rushing touchdowns. He set a single-game career-high for first half passing yards (197) and became one of five NFL players with 250-plus passing yards and two-plus rushing touchdowns in a season opener. Michael Pittman Jr. led the team with 80 receiving yards and one touchdown while Jonathan Taylor paced the Colts in rushing with 18 carries for 71 yards. Defensively, Cam Bynum and Laiatu Latu contributed with interceptions while Nick Cross led the team with six tackles and 1.0 sack. Spencer Shrader was 4-of-4 on field goal attempts and 3-of-3 on PATs for 15 points against the Dolphins.





GAME SUMMARIES



28

WEEK 2 Denver Broncos 28, Indianapolis Colts 29 63,910 U Lucas Oil Stadium U Sep 14, 2025



29

Denver Broncos	7	14	7	0	—	28
Indianapolis Colts	6	14	3	6	—	29

SCORING DRIVES

TEAM	QTR	TIME	SCORING PLAY	DEN	IND
Colts	1	11:51	S.Shrader 29 yd. Field Goal (9-61, 3:09)	0	3
Broncos	1	08:24	M.Mims 23 yd. pass from B.Nix (W.Lutz kick) (6-64, 3:27)	7	3
Colts	1	04:19	S.Shrader 33 yd. Field Goal (8-55, 4:05)	7	6
Colts	2	14:12	D.Jones 1 yd. run (S.Shrader kick) (7-85, 3:30)	7	13
Broncos	2	10:42	T.Franklin 3 yd. pass from B.Nix (W.Lutz kick) (7-67, 3:30)	14	13
Broncos	2	03:03	A.Trautman 2 yd. pass from B.Nix (W.Lutz kick) (10-50, 4:25)	21	13
Colts	2	01:31	J.Taylor 7 yd. pass from D.Jones (S.Shrader kick) (6-61, 1:32)	21	20
Broncos	3	11:13	J.Dobbins 5 yd. run (W.Lutz kick) (7-60, 3:47)	28	20
Colts	3	05:42	S.Shrader 36 yd. Field Goal (10-42, 5:31)	28	23
Colts	4	08:33	S.Shrader 28 yd. Field Goal (7-81, 2:52)	28	26
Colts	4	00:00	S.Shrader 45 yd. Field Goal (9-41, 3:15)	28	29

DENVER BRONCOS

PASSING	ATT	CP	YDS	SK/YD	TD	LG	INT	RTG
Bo Nix	30	22	206	0/0	3	42	1	111.2
TOTAL	30	22	206	0/0	3	42	1	111.3

RUSHING	ATT	YDS	AVG	LG	TD
J.K. Dobbins	14	76	5.4	23	1
Bo Nix	3	20	6.7	18	0
Troy Franklin	1	11	11.0	11	0
RJ Harvey	5	8	1.6	3	0
Tyler Badie	1	3	3.0	3	0
TOTAL	24	118	4.9	23	1

RECEIVING	NO	YDS	AVG	LG	TD
Troy Franklin	8	89	11.1	42	1
Adam Trautman	3	10	3.3	7	1
Marvin Mims Jr.	2	24	12.0	23t	1
Tyler Badie	2	19	9.5	19	0
Pat Bryant	2	18	9.0	12	0
RJ Harvey	1	16	16.0	16	0
Evan Engram	1	12	12.0	12	0
J.K. Dobbins	1	9	9.0	9	0
Courtland Sutton	1	6	6.0	6	0
Trent Sherfield Sr.	1	3	3.0	3	0
TOTAL	22	206	9.4	42	3

TOP DEFENSE	TOT	SOLO	AST	SCK	YDS	INT
Pat Surtain II	11	9	2	0.0	0.0	0
Talanoa Hufanga	10	5	5	0.0	0.0	0
Alex Singleton	9	4	5	0.0	0.0	0

FIELD GOALS	FGM/FGA	PERCENT	RESULTS
Will Lutz	0-1	0.0	42RU
TOTAL	0-1	0.0	

INDIANAPOLIS COLTS

PASSING	ATT	CP	YDS	SK/YD	TD	LG	INT	RTG
Daniel Jones	34	23	316	1/10	1	44	0	107.0
TOTAL	34	23	316	1/10	1	44	0	107.0

RUSHING	ATT	YDS	AVG	LG	TD
Jonathan Taylor	25	165	6.6	68	0
Daniel Jones	6	2	0.3	2	1
Tyler Warren	1	0	0.0	0	0
TOTAL	32	167	5.2	68	1

RECEIVING	NO	YDS	AVG	LG	TD
Josh Downs	6	51	8.5	19	0
Tyler Warren	4	79	19.8	41	0
Alec Pierce	4	68	17.0	44	0
Michael Pittman Jr.	4	40	10.0	12	0
Jonathan Taylor	2	50	25.0	43	1
Adonai Mitchell	2	20	10.0	12	0
Mo Ake-Cox	1	8	8.0	8	0
TOTAL	23	316	13.7	44	1

TOP DEFENSE	TOT	SOLO	AST	SCK	YDS	INT
Nick Cross	7	5	2	0.0	0.0	0
DeForest Buckner	6	6	0	0.0	0.0	0
Grover Stewart	6	4	2	0.0	0.0	0

FIELD GOALS	FGM/FGA	PERCENT	RESULTS
Spencer Shrader	5-5	100.0	29G, 33G, 36G, 28G, 45G
TOTAL	5-5	100.0	

TEAM STATISTICS

	BRONCOS	COLTS
First Downs	23	26
3rd-Down Eff. (Made/Att/Pct)	4/9/44%	6/13/46%
4th-Down Eff. (Made/Att/Pct)	0/0/0%	0/2/0%
Total Net Yards	324	473
Total Plays	54	67
Yards Per Play	6.0	7.1
Rushes/Net Yards	24/118	32/167
Net Passing	206	306
Pass Attempts/Completions	30/22	34/23
Had Intercepted	1	0
Sacked/Yards Lost	0/0	1/10
Punts/Average	3/44.7	0/0.0
Penalties/Yards	8/83	11/68
Fumbles/Lost	0/0	0/0
Possession Time	27:53	32:07

The Indianapolis Colts defeated the Denver Broncos at Lucas Oil Stadium, 29-28, to start the season 2-0 for the first time since 2009. It also marks the first time the Colts have started a season with back-to-back home wins since 1960. Indy scored 13 points on their first three possessions of the game becoming the first team in NFL history to score on each of their first 10 offensive possessions of a season. Denver's defense found equal success in the first half, posting three touchdowns to take a 21-20 halftime lead. The Broncos opened the third quarter with a five-yard rushing touchdown from J.K. Dobbins to increase their lead to eight. The Colts responded with two Spencer Shrader field goals (36 and 28 yards) to cut Denver's lead to two with 8:33 remaining in the fourth quarter. The Broncos then drove 61 yards on 10 plays on their next possession, but missed a field goal, giving Indy a chance to win the game. With three seconds remaining, Shrader lined up for a 60-yard field goal but missed it wide right. A Denver leveraging penalty on the play gave Shrader another chance from 45 yards which he converted for the win. Quarterback Daniel Jones completed 23-of-34 passes for 316 yards and one touchdown. He also added a one-yard rushing touchdown. This marked the first time he recorded back-to-back games of over 270 passing yards since Weeks 16 and 17 of 2019. Running back Jonathan Taylor tallied 25 carries for 165 yards, along with two receptions for 50 yards and one touchdown. It marked Taylor's fifth career game with over 200 scrimmage yards and at least one scrimmage touchdown, tying Edgerrin James for the most in Colts history. Tight end Tyler Warren registered four receptions for 79 yards. He passed Coby Fleener (eight) for the most receptions by a Colts rookie tight end within their first two career games in team history. Warren's combined 11 receptions through the first two weeks ranked tied for fourth among all tight ends through their first two career games in NFL history. Defensively, safety Nick Cross co-led the team with seven tackles (five solo) and one pass defended. Kicker Spencer Shrader converted 5-of-5 field goals and two extra points for a career-high 17 points.





GAME SUMMARIES



41

Indianapolis Colts 17 3 14 7 — 41
Tennessee Titans 3 3 7 7 — 20

WEEK 3

Indianapolis Colts 41, Tennessee Titans 20
56,361 U Nissan Stadium U Sep 21, 2025



20

SCORING DRIVES

TEAM	QTR	TIME	SCORING PLAY	IND	TEN
Colts	1	14:11	K.Moore 32 yd. interception return (S.Shrader kick)	7	0
Titans	1	12:40	J.Slye 57 yd. Field Goal (5-21, 1:31)	7	3
Colts	1	07:37	S.Shrader 24 yd. Field Goal (9-59, 5:03)	10	3
Colts	1	01:07	J.Taylor 1 yd. run (S.Shrader kick) (9-77, 4:09)	17	3
Titans	2	00:00	J.Slye 42 yd. Field Goal (11-54, 5:17)	17	6
Colts	2	00:50	S.Shrader 36 yd. Field Goal (5-30, 0:37)	20	6
Colts	3	11:08	M.Pittman 20 yd. pass from D.Jones (S.Shrader kick) (6-67, 3:52)	27	6
Titans	3	05:09	T.Pollard 1 yd. run (J.Slye kick) (13-73, 5:59)	27	13
Colts	3	01:27	J.Taylor 46 yd. run (S.Shrader kick) (7-90, 3:42)	34	13
Titans	4	08:40	E.Ayomanor 8 yd. pass from C.Ward (J.Slye kick) (16-77, 7:47)	34	20
Colts	4	05:53	J.Taylor 1 yd. run (S.Shrader kick) (5-58, 2:47)	41	20

INDIANAPOLIS COLTS

PASSING	ATT	CP	YDS	SK/YD	TD	LG	INT	RTG
Daniel Jones	25	18	228	0/0	1	29	0	113.4
TOTAL	25	18	228	0/0	1	29	0	113.4

RUSHING	ATT	YDS	AVG	LG	TD
Jonathan Taylor	17	102	6.0	46t	3
Daniel Jones	4	27	6.8	17	0
Tyler Goodson	2	6	3.0	4	0
DJ Giddens	1	3	3.0	3	0
Anthony Richardson Sr.	4	-1	-0.3	2	0
TOTAL	28	137	4.9	46T	3

RECEIVING	NO	YDS	AVG	LG	TD
Michael Pittman Jr.	6	73	12.2	20t	1
Alec Pierce	4	67	16.8	19	0
Tyler Warren	3	38	12.7	17	0
Jonathan Taylor	3	16	5.3	8	0
Josh Downs	2	34	17.0	29	0
TOTAL	18	228	12.7	29	1

TOP DEFENSE	TOT	SOLO	AST	SCK	YDS	INT
Nick Cross	7	5	2	0.0	0.0	0
Zaire Franklin	6	4	2	0.0	0.0	0
Mekhi Blackmon	5	4	1	0.0	0.0	0

FIELD GOALS	FGM/FGA	PERCENT	RESULTS
Spencer Shrader	2-3	66.7	24G, 51WR, 36G
TOTAL	2-3	66.7	

TENNESSEE TITANS

PASSING	ATT	CP	YDS	SK/YD	TD	LG	INT	RTG
Cam Ward	38	23	219	4/23	1	27	1	74.3
TOTAL	38	23	219	4/23	1	27	1	74.3

RUSHING	ATT	YDS	AVG	LG	TD
Tony Pollard	16	45	2.8	10	1
Julius Chestnut	2	26	13.0	27	0
Cam Ward	3	12	4.0	7	0
Chimere Dike	2	3	1.5	2	0
TOTAL	23	86	3.7	27	1

RECEIVING	NO	YDS	AVG	LG	TD
Onig Okonkwo	5	66	13.2	22	0
Elite Ayomanor	4	38	9.5	11	1
Tyler Lockett	4	37	9.3	16	0
Gunnar Helm	3	27	9.0	11	0
Chimere Dike	3	2	0.7	8	0
Tony Pollard	2	14	7.0	11	0
Calvin Ridley	1	27	27.0	27	0
Van Jefferson	1	8	8.0	8	0
TOTAL	23	219	9.5	27	1

TOP DEFENSE	TOT	SOLO	AST	SCK	YDS	INT
Cody Barton	6	5	1	0.0	0.0	0
Xavier Woods	6	5	1	0.0	0.0	0
Amani Hooker	5	5	0	0.0	0.0	0

FIELD GOALS	FGM/FGA	PERCENT	RESULTS
Joey Slye	2-4	50.0	57G, 42G, 64WR, 62B
TOTAL	2-4	50.0	

The Colts moved to 3-0 for the first time since 2009 after defeating the Tennessee Titans, 41-20, at Nissan Stadium. Indianapolis has scored at least 29 points in all three of their contests to being the season marking the first time since 1969 that the team has accomplished that feat. The Colts took a 17-3 lead in the first quarter. On Tennessee's first possession of the game, Kenny Moore II intercepted Cam Ward and returned the pick 32 yards for a touchdown. The teams traded field goals before Jonathan Taylor scored his first touchdown of the game on a one-yard run. The Titans added their second field goal at the start of the second quarter prior to Indianapolis converting a field goal as time expired at the end of the second quarter to take a 20-6 halftime advantage. Daniel Jones opened the second half with a 20-yard touchdown pass to Michael Pittman Jr. to give the Colts a 21-10 lead. Following a Tennessee touchdown, Taylor recorded a 46-yard touchdown run to end the third quarter with an Indy 34-13 advantage. Tennessee recorded an eight-yard touchdown at the 8:40 mark of the fourth quarter prior to Taylor logging his third rushing touchdown of the game to seal the win. He finished the game with 102 rushing yards and three touchdowns and has totaled the most rushing yards through the first three games of a season in team history since at least 1970. Jones completed 18-of-25 passes for 228 yards and one touchdown for a 113.4 passer rating. Pittman Jr. led the team in receiving with six receptions for 73 yards and one touchdown. Defensively, the Colts posted 8.0 tackles for loss by six different players which is the most tackles for loss in a single game since Week 9 of 2024. Defensive end Tyquan Lewis tied his single-game career-high with 2.0 sacks.

TEAM STATISTICS

	COLTS	TITANS
First Downs	22	21
3rd-Down Eff. (Made/Att/Pct)	2/8/25%	5/14/36%
4th-Down Eff. (Made/Att/Pct)	2/2/100%	1/2/50%
Total Net Yards	365	282
Total Plays	53	65
Yards Per Play	6.9	4.3
Rushes/Net Yards	28/137	23/86
Net Passing	228	196
Pass Attempts/Completions	25/18	38/23
Had Intercepted	0	1
Sacked/Yards Lost	0/0	4/23
Punts/Average	1/46.0	1/52.0
Penalties/Yards	4/23	8/68
Fumbles/Lost	0/0	0/0
Possession Time	28:41	31:19





GAME SUMMARIES



20

Indianapolis Colts

WEEK 4

Indianapolis Colts 20, Los Angeles Rams 27
71,257 U SoFi Stadium U Sep 28, 2025



27

Los Angeles Rams

SCORING DRIVES

TEAM	QTR	TIME	SCORING PLAY	IND	LAR
Rams	1	07:32	J.Karty 42 yd. Field Goal (11-57, 5:15)	0	3
Colts	1	04:56	S.Shrader 52 yd. Field Goal (5-18, 2:37)	3	3
Colts	2	12:17	T.Warren 2 yd. run (S.Shrader kick) (9-45, 5:07)	10	3
Rams	2	05:21	J.Karty 37 yd. Field Goal (11-57, 6:56)	10	6
Rams	2	00:07	D.Adams 10 yd. pass from M.Stafford (J.Karty kick) (13-96, 2:07)	10	13
Colts	4	11:34	M.Pittman 2 yd. pass from D.Jones (S.Shrader kick) (11-90, 6:07)	17	13
Colts	4	08:58	S.Shrader 38 yd. Field Goal (4-3, 2:24)	20	13
Rams	4	03:20	P.Nacua 9 yd. pass from M.Stafford (J.Karty kick) (11-83, 5:38)	20	20
Rams	4	01:33	T.Atwell 88 yd. pass from M.Stafford (J.Karty kick) (1-88, 0:11)	20	27

INDIANAPOLIS COLTS

PASSING	ATT	CP	YDS	SK/YD	TD	LG	INT	RTG
Daniel Jones	33	24	262	2/14	1	75	2	80.6
TOTAL	33	24	262	2/14	1	75	2	80.6

RUSHING	ATT	YDS	AVG	LG	TD
Jonathan Taylor	17	76	4.5	12	0
Ashton Dulin	1	7	7.0	7	0
Tyler Warren	2	3	1.5	2t	1
Daniel Jones	1	-1	-1.0	-1	0
TOTAL	21	85	4.0	12	1

RECEIVING	NO	YDS	AVG	LG	TD
Tyler Warren	5	70	14.0	24	0
Michael Pittman Jr.	5	41	8.2	17	1
Jonathan Taylor	5	20	4.0	10	0
Josh Downs	4	24	6.0	8	0
Adonai Mitchell	3	96	32.0	75	0
Ashton Dulin	1	11	11.0	11	0
Tyler Goodson	1	0	0.0	0	0
TOTAL	24	262	10.9	75	1

TOP DEFENSE	TOT	SOLO	AST	SCK	YDS	INT
Nick Cross	14	6	8	0.5	4.5	0
DeForest Buckner	8	4	4	0.0	0.0	0
Camryn Bynum	7	4	3	0.0	0.0	0

FIELD GOALS	FGM/FGA	PERCENT	RESULTS
Spencer Shrader	2-2	100.0	52G, 38G
TOTAL	2-2	100.0	

LOS ANGELES RAMS

PASSING	ATT	CP	YDS	SK/YD	TD	LG	INT	RTG
Matthew Stafford	41	29	375	3/15	3	88t	0	123.5
TOTAL	41	29	375	3/15	3	88T	0	123.5

RUSHING	ATT	YDS	AVG	LG	TD
Kyren Williams	13	77	5.9	11	0
Blake Corum	9	21	2.3	10	0
Matthew Stafford	4	4	1.0	6	0
TOTAL	26	102	3.9	11	0

RECEIVING	NO	YDS	AVG	LG	TD
Puka Nacua	13	170	13.1	31	1
Davante Adams	4	56	14.0	25	1
Kyren Williams	3	17	5.7	10	0
Tyler Higbee	2	25	12.5	16	0
Colby Parkinson	2	17	8.5	9	0
Blake Corum	2	-5	-2.5	1	0
Tutu Atwell	1	88	88.0	88t	1
Jordan Whittington	1	7	7.0	7	0
Davis Allen	1	0	0.0	0	0
TOTAL	29	375	12.9	88T	3

TOP DEFENSE	TOT	SOLO	AST	SCK	YDS	INT
Quentin Lake	9	5	4	0.0	0.0	0
Kam Curl	9	3	6	0.0	0.0	2
Nate Landman	6	3	3	0.0	0.0	0

FIELD GOALS	FGM/FGA	PERCENT	RESULTS
Joshua Karty	2-2	100.0	42G, 37G
TOTAL	2-2	100.0	

The Colts suffered their first loss of the season after being defeated by the Los Angeles Rams, 27-20, at SoFi Stadium. Both teams traded field goals in the first quarter. Indianapolis kicker Spencer Shrader converted a career-long 52-yard field goal at the 4:55 mark of the opening stanza. Following a Rams turnover on downs, the Colts moved the ball 45 yards on nine plays and capped the drive with a Tyler Warren two-yard touchdown run. The Rams added another field goal and then scored a touchdown on a 96-yard drive to take a 13-10 halftime lead. After a scoreless third quarter, Daniel Jones completed a two-yard touchdown pass to Michael Pittman Jr. to give Indianapolis a 17-13 advantage with 11:34 remaining in the game. Shrader added his second field goal of the game at the 8:50 mark before the Rams scored touchdowns on back-to-back possessions in a two-minute span to claim the win. Jones completed 24-of-33 passes for 262 yards, one touchdown, and two interceptions for an 80.6 passer rating. Jonathan Taylor led the team in rushing with 17 carries for 76 yards while wide receiver AD Mitchell paced the team with 96 receiving yards on three catches. Defensively, the Colts recorded 4.0 sacks. Safety Nick Cross led the team with 14 tackles, half a sack, and one quarterback hit.

TEAM STATISTICS

	COLTS	RAMS
First Downs	17	24
3rd-Down Eff. (Made/Att/Pct)	4/12/33%	4/12/33%
4th-Down Eff. (Made/Att/Pct)	1/1/100%	1/2/50%
Total Net Yards	333	462
Total Plays	56	70
Yards Per Play	5.9	6.6
Rushes/Net Yards	21/85	26/102
Net Passing	249	360
Pass Attempts/Completions	33/24	41/29
Had Intercepted	2	0
Sacked/Yards Lost	2/14	3/15
Punts/Average	4/52.3	4/52.8
Penalties/Yards	11/88	7/63
Fumbles/Lost	2/1	1/1
Possession Time	28:16	31:44





GAME SUMMARIES



6

Las Vegas Raiders
Indianapolis Colts

WEEK 5
Las Vegas Raiders 6, Indianapolis Colts 40
64,955 Lucas Oil Stadium Oct 5, 2025



40

3 0 0 3 — 6
0 20 20 0 — 40

SCORING DRIVES

TEAM	QTR	TIME	SCORING PLAY	LV	IND
Raiders	1	03:21	D.Carlson 24 yd. Field Goal (16-80, 9:50)	3	0
Colts	2	11:33	T.Warren 11 yd. pass from D.Jones (S.Shrader kick) (13-83, 6:48)	3	7
Colts	2	07:56	J.Taylor 3 yd. run (S.Shrader kick) (14-8, 1:33)	3	14
Colts	2	00:15	M.Pittman 4 yd. pass from D.Jones (pass failed) (14-88, 3:38)	3	20
Colts	3	06:54	J.Taylor 1 yd. run (pass failed) (11-68, 6:03)	3	26
Colts	3	05:49	A.Abdullah 2 yd. run (pass failed) (2-6, 0:30)	3	32
Colts	3	02:27	J.Taylor 6 yd. run (J.Taylor run) (3-44, 1:20)	3	40
Raiders	4	11:39	D.Carlson 37 yd. Field Goal (13-47, 5:48)	6	40

LAS VEGAS RAIDERS

PASSING	ATT	CP	YDS	SK/YD	TD	LG	INT	RTG
Geno Smith	36	25	228	4/38	0	33	2	63.2
TOTAL	36	25	228	4/38	0	33	2	63.2

RUSHING	ATT	YDS	AVG	LG	TD
Ashton Jeanty	14	67	4.8	12	0
Raheem Mostert	7	22	3.1	5	0
Tre Tucker	1	9	9.0	9	0
Geno Smith	3	8	2.7	5	0
TOTAL	25	106	4.2	12	0

RECEIVING	NO	YDS	AVG	LG	TD
Ashton Jeanty	5	42	8.4	29	0
Albert Okwuegbunam Jr.	5	36	7.2	16	0
Tre Tucker	4	62	15.5	33	0
Jakobi Meyers	4	32	8.0	16	0
Jack Bech	3	27	9.0	11	0
Ian Thomas	3	20	6.7	10	0
Alex Bachman	1	9	9.0	9	0
TOTAL	25	228	9.1	33	0

TOP DEFENSE	TOT	SOLO	AST	SCK	YDS	INT
Jeremy Chinn	10	5	5	0.0	0.0	0
Isaiah Pola-Mao	5	4	1	0.0	0.0	0
Devin White	5	3	2	0.0	0.0	0

FIELD GOALS	FGM/FGA	PERCENT	RESULTS
Daniel Carlson	2-3	66.7	24G, 57WR, 37G
TOTAL	2-3	66.7	

The Colts improved to 4-1 on the season after defeating the Las Vegas Raiders, 40-6, at Lucas Oil Stadium. Indianapolis tied a team record with touchdowns on six-straight possessions, which was previously accomplished in 2001. Las Vegas took a 3-0 lead following a 16-play drive that took 10 minutes off the clock. The Colts responded with a Tyler Warren 11-yard touchdown reception and, following a blocked punt, took their ensuing possession eight yards for a Jonathan Taylor rushing touchdown. With the Raiders driving late in the second quarter, Laiatu Latu intercepted a pass which Indianapolis converted into a Michael Pittman Jr. touchdown reception with 15 seconds remaining in the first half. On the Colts first possession of the second half, Indy increased its lead to 26-3 following Taylor's second rushing touchdown of the game. The Colts then intercepted a pass which led to a two-yard touchdown run by running back Ameer Abdullah. Taylor added his third touchdown with 2:27 remaining in the third quarter to seal the victory. Daniel Jones completed 20-of-29 passes for 212 yards and three touchdowns for a 113.0 passer rating. Taylor finished with 66 rushing yards and three scores while Josh Downs led the team in receiving with six catches for 54 yards. Defensively, Indianapolis recorded 4.0 sacks. Linebacker Zaire Franklin finished with seven tackles, 1.0 sack and 1.0 tackle for loss.

INDIANAPOLIS COLTS

PASSING	ATT	CP	YDS	SK/YD	TD	LG	INT	RTG
Daniel Jones	29	20	212	0/0	2	35	0	113.0
Anthony Richardson Sr.	2	1	9	0/0	0	9	0	62.5
Tyler Warren	1	0	0	0/0	0	0	0	39.6
TOTAL	32	21	221	0/0	2	35	0	106.4

RUSHING	ATT	YDS	AVG	LG	TD
Jonathan Taylor	17	66	3.9	16	3
DJ Giddens	5	22	4.4	9	0
Ameer Abdullah	2	6	3.0	4	1
Daniel Jones	1	2	2.0	2	0
TOTAL	25	96	3.8	16	4

RECEIVING	NO	YDS	AVG	LG	TD
Josh Downs	6	54	9.0	12	0
Michael Pittman Jr.	5	39	7.8	16	1
Tyler Warren	4	44	11.0	19	1
Jonathan Taylor	3	20	6.7	8	0
Ashton Dulin	2	55	27.5	35	0
Anthony Richardson Sr.	1	9	9.0	9	0
TOTAL	21	221	10.5	35	2

TOP DEFENSE	TOT	SOLO	AST	SCK	YDS	INT
Austin Ajakaiye	8	4	4	0.0	0.0	0
Nick Cross	8	3	5	0.0	0.0	0
Neville Gallimore	6	4	2	0.0	0.0	0

FIELD GOALS	FGM/FGA	PERCENT	RESULTS
Daniel Carlson	No Field Goals		

TEAM STATISTICS

	RAIDERS	COLTS
First Downs	22	24
3rd-Down Eff. (Made/Att/Pct)	8/14/57%	8/10/80%
4th-Down Eff. (Made/Att/Pct)	1/2/50%	0/0/0%
Total Net Yards	296	317
Total Plays	65	57
Yards Per Play	4.6	5.6
Rushes/Net Yards	25/106	25/96
Net Passing	190	221
Pass Attempts/Completions	36/25	32/21
Had Intercepted	2	0
Sacked/Yards Lost	4/38	0/0
Punts/Average	2/15.0	2/50.5
Penalties/Yards	6/65	9/77
Fumbles/Lost	0/0	1/0
Possession Time	33:25	26:35





GAME SUMMARIES



27

WEEK 6

Arizona Cardinals 27, Indianapolis Colts 31
65,523 Lucas Oil Stadium Oct 12, 2025



31

Arizona Cardinals	7	3	14	3	—	27
Indianapolis Colts	7	7	3	14	—	31

SCORING DRIVES

TEAM	QTR	TIME	SCORING PLAY	ARI	IND
Colts	1	11:01	T.Warren 8 yd. pass from D.Jones (M.Badgley kick) (9-65, 3:59)	0	7
Cardinals	1	01:42	Z.Knight 1 yd. run (C.Ryland kick) (11-56, 6:12)	7	7
Colts	2	07:51	D.Jones 3 yd. run (M.Badgley kick) (9-87, 5:18)	7	14
Cardinals	2	01:56	C.Ryland 40 yd. Field Goal (13-48, 5:55)	10	14
Cardinals	3	08:39	T.McBride 1 yd. pass from J.Brissett (C.Ryland kick) (10-61, 6:21)	17	14
Colts	3	04:31	M.Badgley 45 yd. Field Goal (9-42, 4:08)	17	17
Cardinals	3	01:22	G.Dortch 12 yd. pass from J.Brissett (C.Ryland kick) (6-66, 3:09)	24	17
Colts	4	13:12	J.Downes 5 yd. pass from D.Jones (M.Badgley kick) (6-67, 3:10)	24	24
Cardinals	4	09:31	C.Ryland 44 yd. Field Goal (9-34, 3:41)	27	24
Colts	4	04:32	J.Taylor 1 yd. run (M.Badgley kick) (9-66, 4:59)	27	31

ARIZONA CARDINALS

PASSING	ATT	CP	YDS	SK/YD	TD	LG	INT	RTG
Jacoby Brissett	44	27	320	2/8	2	30	1	89.2
TOTAL	44	27	320	2/8	2	30	1	89.2

RUSHING	ATT	YDS	AVG	LG	TD
Zonovan Knight	11	34	3.1	7	1
Michael Carter	9	34	3.8	11	0
Jacoby Brissett	3	19	6.3	12	0
Emari Demercado	1	1	1.0	1	0
TOTAL	24	88	3.7	12	1

RECEIVING	NO	YDS	AVG	LG	TD
Trey McBride	8	72	9.0	26	1
Zay Jones	5	79	15.8	24	0
Michael Wilson	4	44	11.0	30	0
Greg Dortch	4	9	3.0	12t	1
Elijah Higgins	2	34	17.0	24	0
Marvin Harrison Jr.	2	32	16.0	21	0
Michael Carter	2	30	15.0	16	0
Zonovan Knight	1	20	20.0	20	0
TOTAL	27	320	11.9	30	2

TOP DEFENSE	TOT	SOLO	AST	SCK	YDS	INT
Mack Wilson Sr.	9	6	3	0.0	0.0	1
Budda Baker	6	3	3	0.0	0.0	0
Akeem Davis-Gaither	6	3	3	0.0	0.0	0

FIELD GOALS	FGM/FGA	PERCENT	RESULTS
Chad Ryland	2-2	100.0	40G, 44G
TOTAL	2-2	100.0	

INDIANAPOLIS COLTS

PASSING	ATT	CP	YDS	SK/YD	TD	LG	INT	RTG
Daniel Jones	30	22	212	1/7	2	26	1	101.0
TOTAL	30	22	212	1/7	2	26	1	101.0

RUSHING	ATT	YDS	AVG	LG	TD
Jonathan Taylor	21	123	5.9	30	1
Daniel Jones	5	20	4.0	17	1
Ameer Abdullah	1	7	7.0	7	0
TOTAL	27	150	5.6	30	2

RECEIVING	NO	YDS	AVG	LG	TD
Tyler Warren	6	63	10.5	23	1
Josh Downs	6	42	7.0	11	1
Jonathan Taylor	4	14	3.5	13	0
Alec Pierce	2	48	24.0	26	0
Michael Pittman Jr.	2	20	10.0	14	0
Mo Alie-Cox	1	16	16.0	16	0
Ameer Abdullah	1	9	9.0	9	0
TOTAL	22	212	9.6	26	2

TOP DEFENSE	TOT	SOLO	AST	SCK	YDS	INT
Germaine Pratt	11	8	3	0.0	0.0	0
Zaire Franklin	9	6	3	0.0	0.0	0
Kwity Paye	7	3	4	2.0	8.0	0

FIELD GOALS	FGM/FGA	PERCENT	RESULTS
Michael Badgley	1-1	100.0	45G
TOTAL	1-1	100.0	

The Colts improved to 5-1 (4-0 at home) following a 31-27 victory against the Arizona Cardinals at Lucas Oil Stadium. Indianapolis drove 65 yards on its opening offensive possession and quarterback Daniel Jones capped the drive with an eight-yard touchdown pass to tight end Tyler Warren. The Cardinals responded with a one-yard touchdown run at the 1:42 mark in the first quarter to tie the game. The Colts then took a 14-7 lead in the second quarter on a three-yard run from Jones. Arizona converted a field goal with two minutes remaining in the first half to cut the Indy lead to 14-10 at halftime. The Cardinals opened the second half with back-to-back touchdown drives and took a 24-17 advantage. Indianapolis tied the game with Jones's second touchdown pass of the game on a five-yard reception to Josh Downs. Arizona went back on top with a 44-yard field goal at the 9:31 mark of the fourth quarter, however Jonathan Taylor's one-yard touchdown with 4:32 remaining in the game proved to be the game-winner. Jones completed 22-of-30 passes for 212 yards, two touchdowns, and one interception for a 101.0 passer rating. Taylor led the team in rushing with 123 yards on 21 carries with one score while Warren paced the Colts in receiving with six receptions for 63 yards and one touchdown. Defensively, linebacker Germaine Pratt led the team with 11 tackles in his Colts debut while defensive end Kwity Paye finished with seven tackles and 2.0 sacks.

TEAM STATISTICS

	CARDINALS	COLTS
First Downs	25	25
3rd-Down Eff. (Made/Att/Pct)	9/14/64%	4/8/50%
4th-Down Eff. (Made/Att/Pct)	0/1/0%	0/0/0%
Total Net Yards	400	355
Total Plays	70	58
Yards Per Play	5.7	6.1
Rushes/Net Yards	24/88	27/150
Net Passing	312	205
Pass Attempts/Completions	44/27	30/22
Had Intercepted	1	1
Sacked/Yards Lost	2/8	1/7
Punts/Average	2/46.0	3/55.0
Penalties/Yards	7/65	5/40
Fumbles/Lost	0/0	0/0
Possession Time	32:05	27:55





GAME SUMMARY - LAST TIME WE PLAYED THE CHARGERS



2022 WEEK 16

Los Angeles Chargers 20, Indianapolis Colts 3
65,576 U Lucas Oil Stadium U Dec 26, 2022



Los Angeles Chargers	0	10	3	7	—	20
Indianapolis Colts	0	3	0	0	—	3

SCORING DRIVES

TEAM	QTR	TIME	SCORING PLAY	LAC	IND
Chargers	2	08:41	A.Ekeler 1 yd. run (C.Dicker kick) (13-70, 7:26)	7	0
Colts	2	04:21	C.McLaughlin 46 yd. Field Goal (8-60, 4:20)	7	3
Chargers	2	00:00	C.Dicker 24 yd. Field Goal (13-69, 4:21)	10	3
Chargers	3	06:01	C.Dicker 21 yd. Field Goal (8-23, 4:02)	13	3
Chargers	4	08:20	A.Ekeler 1 yd. run (C.Dicker kick) (12-88, 6:33)	20	3

LOS ANGELES CHARGERS

PASSING	ATT	CP	YDS	SK/YD	TD	LG	INT	RTG
Justin Herbert	31	24	235	4/22	0	26	1	84.7
TOTAL	31	24	235	4/22	0	26	1	84.7

RUSHING	ATT	YDS	AVG	LG	TD
Austin Ekeler	18	67	3.7	16	2
Joshua Kelley	9	33	3.7	11	0
Justin Herbert	5	1	0.2	2	0
TOTAL	32	101	3.2	16	2

RECEIVING	NO	YDS	AVG	LG	TD
Keenan Allen	11	104	9.5	25	0
Mike Williams	4	76	19.0	26	0
Austin Ekeler	4	12	3.0	4	0
Joshua Palmer	2	16	8.0	8	0
Tre' McKitty	1	10	10.0	10	0
Joshua Kelley	1	9	9.0	9	0
Donald Parham Jr.	1	8	8.0	8	0
TOTAL	24	235	9.8	26	0

TOP DEFENSE	TOT	SOLO	AST	SCK	YDS	INT
Drue Tranquill	11	4	7	1.0	0.0	0
Michael Davis	7	5	2	0.0	0.0	1
Morgan Fox	6	5	1	2.0	8.0	0

FIELD GOALS	FGM/FGA	PERCENT	RESULTS
Cameron Dicker	2-2	100.0	24G, 21G
TOTAL	2-2	100.0	

INDIANAPOLIS COLTS

PASSING	ATT	CP	YDS	SK/YD	TD	LG	INT	RTG
Nick Foles	29	17	143	7/39	0	19	3	31.9
TOTAL	29	17	143	7/39	0	19	3	31.9

RUSHING	ATT	YDS	AVG	LG	TD
Zack Moss	12	65	5.4	14	0
Jordan Wilkins	1	4	4.0	4	0
Nick Foles	1	0	0.0	0	0
TOTAL	14	69	4.9	14	0

RECEIVING	NO	YDS	AVG	LG	TD
Michael Pittman Jr.	4	39	9.8	19	0
Jelani Woods	3	43	14.3	17	0
Alec Pierce	3	26	8.7	15	0
Deon Jackson	3	9	3.0	12	0
Parris Campbell	2	19	9.5	12	0
Zack Moss	1	5	5.0	5	0
Mo Alie-Cox	1	2	2.0	2	0
TOTAL	17	143	8.4	19	0

TOP DEFENSE	TOT	SOLO	AST	SCK	YDS	INT
Bobby Okereke	9	7	2	0.0	0.0	0
Julian Blackmon	9	5	4	0.0	0.0	0
Zaire Franklin	9	5	4	1.0	2.0	0

FIELD GOALS	FGM/FGA	PERCENT	RESULTS
Chase McLaughlin	1-1	100.0	46G
TOTAL	1-1	100.0	

TEAM STATISTICS

	CHARGERS	COLTS
First Downs	17	10
3rd-Down Eff. (Made/Att/Pct)	8/18/44%	0/10/0%
4th-Down Eff. (Made/Att/Pct)	1/1/100%	1/4/25%
Total Net Yards	314	173
Total Plays	67	50
Yards Per Play	4.7	3.5
Rushes/Net Yards	32/101	14/69
Net Passing	213	104
Pass Attempts/Completions	31/24	29/17
Had Intercepted	1	3
Sacked/Yards Lost	4/22	7/39
Punts/Average	4/38.3	3/48.7
Penalties/Yards	6/60	2/11
Fumbles/Lost	2/1	0/0
Possession Time	33:54	26:06





JOSH
DOWNS

WIDE RECEIVER



REGULAR INDIVIDUAL

SERVICE

SERVICE

MOST GAMES PLAYED

211	Reggie Wayne, 2001-14
208	Peyton Manning, 1998-10
206	John Unitas, 1956-72
205	Adam Vinatieri, 2006-19
198	Eugene Daniel, 1984-96
197	Rohn Stark, 1982-94
197	Jeff Saturday, 1999-11
192	Justin Snow, 2000-11
192	Robert Mathis, 2003-16
190	Marvin Harrison, 1996-08
184	David Lee, 1966-78
184	Ray Donaldson, 1980-92

MOST CONSECUTIVE GAMES PLAYED

208	Peyton Manning, 1998-10
192	Justin Snow, 2000-11
189	Reggie Wayne, 2001-13
160	Hunter Smith, 1999-08
155	Jerry Logan, 1963-72

MOST SEASONS

17	John Unitas, 1956-72
14	Peyton Manning, 1998-11
14	Reggie Wayne, 2001-14
14	Robert Mathis, 2003-16
14	Adam Vinatieri, 2006-19
13	Gino Marchetti, 1953-64, 1966
13	Raymond Berry, 1955-67
13	Dick Szymanski, 1955, 1957-68
13	David Lee, 1966-78
13	Ray Donaldson, 1980-92
13	Rohn Stark, 1982-94
13	Eugene Daniel, 1984-96
13	Marvin Harrison, 1996-08
13	Jeff Saturday, 1999-11

SCORING

MOST CONSECUTIVE GAMES SCORING

130	Adam Vinatieri, G1-2006/G16-2014
118	Mike Vanderjagt, G10-1998/G16-2005
58	Lou Michaels, G13-1965/G14-1969
55	Steve Myhra, G8-1957/G14-1961
55	Dean Biasucci, G11-1987/G2-1991

MOST CONSECUTIVE GAMES SCORING (ROOKIE)

16	Rodrigo Blankenship, G1-16, 2020
14	Jim O'Brien, G1-14, 1970
11	Raul Allegre, G1-11, 1983
10	Buck McPhail, G1-10, 1953
7	Curtis Dickey, G7-13, 1980
5	Alan Ameche, G1-5, 1955
5	Steve Myhra, G8-12, 1957
5	Jonathan Taylor, G12-16, 2020

MOST SEASONS LEADING TEAM

12	Adam Vinatieri, 2006-08, 2010-18
9	Dean Biasucci, 1986-94
8	Mike Vanderjagt, 1998-05
5	Lenny Moore, 1956-58, 1960, 1964
4	Lou Michaels, 1965-68
4	Toni Linhart, 1974, 1976-78

MOST CONSECUTIVE SEASONS LEADING TEAM

10	Adam Vinatieri, 2010-19
9	Dean Biasucci, 1986-94
8	Mike Vanderjagt, 1998-05
4	Lou Michaels, 1965-68
3	Lenny Moore, 1956-58
3	Jim O'Brien, 1970-72
3	Toni Linhart, 1976-78
3	Raul Allegre, 1983-85

3 Adam Vinatieri, 2006-08

POINTS

MOST POINTS (GAME)

30	Jonathan Taylor at Buf, Nov. 21, 2021
24	Lenny Moore vs. Chi, Oct. 4, 1958
24	Lenny Moore vs. L.A. Rams, Oct. 16, 1960
24	Lenny Moore vs. Min, Oct. 1, 1961
24	Lydell Mitchell vs. Buf, Oct. 12, 1975
24	Eric Dickerson vs. Den, Oct. 31, 1988
24	Joseph Addai vs. Phi, Nov. 26, 2006

MOST POINTS (ROOKIE-GAME)

24	Joseph Addai vs. Phi, Nov. 26, 2006
18	Billy Vessels vs. L.A. Rams, Nov. 25, 1956
18	Marshall Faulk vs. Hou, Sept. 4, 1994
18	Marvin Harrison at K.C., Dec. 15, 1996
18	Egerrin James at Phi, Nov. 21, 1999
18	Egerrin James at Cle, Dec. 26, 1999

MOST KICK-SCORING POINTS (GAME)

18	Chase McLaughlin at MIN, Dec. 17, 2022
17	Lou Michaels vs. S.F., Sept. 25, 1966
17	Lou Michaels vs. Stl, Oct. 12, 1964
17	Cary Blanchard at Buf, Sept. 21, 1997
17	Mike Vanderjagt vs. Den, Jan. 6, 2002
17	Mike Vanderjagt at Ten, Dec. 7, 2003
17	Adam Vinatieri vs. Chi, Oct. 9, 2016

MOST POINTS (SEASON)

157	Mike Vanderjagt, 2003
145	Mike Vanderjagt, 1999
140	Adam Vinatieri, 2014
140	Adam Vinatieri, 2013
139	Rodrigo Blankenship, 2020
135	Cary Blanchard, 1996
134	Matt Gay, 2023
129	Adam Vinatieri, 2010
126	Matt Gay, 2024
125	Mike Vanderjagt, 2001
125	Adam Vinatieri, 2016

MOST POINTS (ROOKIE)

139	Rodrigo Blankenship, 2020
112	Raul Allegre, 1983
104	Mike Vanderjagt, 1998
102	Egerrin James, 1999
93	Jim O'Brien, 1970
78	Curtis Dickey, 1980

MOST NON KICK-SCORING POINTS (SEASON)

120	Lenny Moore, 1964
120	Jonathan Taylor, 2021
110	Egerrin James, 2000
102	Egerrin James, 1999
92	Joseph Addai, 2007

MOST SEASONS 100+ POINTS

11	Adam Vinatieri, 2006-08, 2010, 2012-18
8	Mike Vanderjagt, 1998-05
4	Lou Michaels, 1964-65, 1967-68
2	Cary Blanchard, 1996-97
2	Egerrin James, 1999-00
1	Allegre/Biasucci/Linhart/Martin/Moore/Blankenship/ Taylor/ McLaughlin

MOST CONSECUTIVE SEASONS 100+ POINTS

8	Mike Vanderjagt, 1998-05
7	Adam Vinatieri, 2012-18
3	Adam Vinatieri, 2006-08
2	Lou Michaels, 1964-65, 1967-68
2	Cary Blanchard, 1996-97
2	Egerrin James, 1999-00

MOST POINTS (CAREER)

1,515	Adam Vinatieri, 2006-19
995	Mike Vanderjagt, 1998-05
783	Dean Biasucci, 1984, 1986-94
778	Marvin Harrison, 1996-08
678	Lenny Moore, 1956-67





REGULAR INDIVIDUAL

TOUCHDOWNS

GAME

MOST (GAME)

- 5 **Jonathan Taylor at Buf, Nov. 21, 2021**
- 4 Lenny Moore vs. Chi, Oct. 4, 1958
- 4 Lenny Moore vs. L.A. Rams, Oct. 16, 1960
- 4 Lenny Moore vs. Min, Oct. 1, 1961
- 4 Lydell Mitchell vs. Buf, Oct. 12, 1975
- 4 Eric Dickerson vs. Den, Oct. 31, 1988
- 4 Joseph Addai vs. Phi, Nov. 26, 2006

MOST (ROOKIE GAME)

- 4 Joseph Addai vs. Phi, Nov. 26, 2006
- 3 Billy Vessels vs. L.A. Rams, Nov. 25, 1956
- 3 Marshall Faulk vs. Hou, Sept. 4, 1994
- 3 Marvin Harrison at K.C., Dec. 15, 1996
- 3 Edgerrin James at Phi, Nov. 21, 1999
- 3 Edgerrin James at Cle, Dec. 26, 1999

MOST CONSECUTIVE GAMES SCORING TD

- 18 Lenny Moore, G7-9-1963, G1-1964/G1-1965
- 11 Lydell Mitchell, G6-1975/G2-1976
- 11 **Jonathan Taylor, G4-15, 2021**
- 8 Edgerrin James, G3-10, 2005
- 7 Raymond Berry, G8-1959/G2-1960
- 7 Curtis Dickey, G7-13, 1980

MOST CONSECUTIVE GAMES SCORING TD (ROOKIE)

- 7 Curtis Dickey, G7-13, 1980
- 5 Alan Ameche, G1-5, 1955
- 5 **Jonathan Taylor, G12-16, 2020**
- 4 Lenny Moore, G3-6, 1956
- 4 Marshall Faulk, G8-11, 1994
- 4 James Mungro, G11-14, 2002

SEASON

MOST (SEASON)

- 20 Lenny Moore, 1964
- 18 Edgerrin James, 2000
- 18 **Jonathan Taylor, 2021**
- 17 Edgerrin James, 1999
- 15 Lenny Moore, 1961
- 15 Lydell Mitchell, 1975
- 15 Eric Dickerson, 1988
- 15 Marvin Harrison, 2001
- 15 Marvin Harrison, 2004
- 15 Joseph Addai, 2007

MOST SEASONS LEADING TEAM

- 6 Lenny Moore, 1956-58, 1960-61, 1964
- 5 Marvin Harrison, 1996, 2001-02, 2004, 2006
- 4 Marshall Faulk, 1994-95, 1997-98
- 4 Edgerrin James, 1999-00, 2003, 2005
- 4 **Jonathan Taylor, 2020-21, 2023-24**
- 3 Tom Matte, 1967-69
- 3 Curtis Dickey, 1980-81, 1983

MOST CONSECUTIVE SEASONS LEADING TEAM

- 3 Lenny Moore, 1956-58
- 3 Tom Matte, 1967-69

MOST 10+ TD SEASONS

- 8 Marvin Harrison, 1999-06
- 5 Lenny Moore, 1957-58, 1960-61, 1964
- 4 Edgerrin James, 1999-00, 2003, 2005
- 3 **Jonathan Taylor, 2020-21, 2024**
- 3 Tom Matte, 1967-69
- 3 Marshall Faulk, 1994-95, 1998
- 3 Reggie Wayne, 2004, 2007, 2009
- 2 Addai/Berry/Clark/Dickey/McCauley/Orr
- 1 Bulaich/Carr/Dickerson/Mitchell/Rhodes/Stokley/Ebron

MOST CONSECUTIVE 10+ TD SEASONS

- 8 Marvin Harrison, 1999-06
- 3 Tom Matte, 1967-69
- 2 Lenny Moore, 1957-58, 1960-61
- 2 Raymond Berry, 1959-60
- 2 Don McCauley, 1975-76
- 2 Curtis Dickey, 1980-81
- 2 Marshall Faulk, 1994-95
- 2 Edgerrin James, 1999-00
- 2 **Jonathan Taylor, 2020-21**

MOST (ROOKIE)

- 17 Edgerrin James, 1999
- 13 Curtis Dickey, 1980
- 12 Marshall Faulk, 1994
- 12 **Jonathan Taylor, 2020**
- 10 Dominic Rhodes, 2001

CAREER

MOST (CAREER)

- 128 Marvin Harrison, 1996-08
- 113 Lenny Moore, 1956-67
- 82 Reggie Wayne, 2001-14
- 75 Edgerrin James, 1999-05
- 68 Raymond Berry, 1955-67

P.A.T.S

GAME

MOST MADE (GAME)

- 8 Tom Feamster vs. L.A. Rams, Nov. 5, 1956
- 8 Steve Myhra vs. G.B., Nov. 2, 1958
- 7 Steve Myhra vs. Chi, Oct. 4, 1958
- 7 Lou Michaels vs. Chi, Sept. 27, 1964
- 7 Lou Michaels at Atl, Nov. 12, 1967
- 7 Toni Linhart vs. NYJ, Nov. 16, 1975
- 7 Toni Linhart vs. Buf, Dec. 12, 1976
- 7 Raul Allegre vs. Buf, Oct. 6, 1985
- 7 Dean Biasucci vs. Den, Oct. 31, 1988
- 7 Mike Vanderjagt at N.O., Sept. 28, 2003
- 7 Mike Vanderjagt vs. Hou, Nov. 14, 2004
- 7 Adam Vinatieri vs. Was, Nov. 30, 2014

MOST MADE (ROOKIE GAME)

- 8 Tom Feamster vs. LA Rams, Nov. 5, 1956

SEASON

MOST ATTEMPTS (SEASON)

- 60 Mike Vanderjagt, 2004
- 54 Lou Michaels, 1964
- 52 Toni Linhart, 1975
- 52 Mike Vanderjagt, 2005
- 51 Steve Myhra, 1958
- 51 Steve Myhra, 1959
- 51 Adam Vinatieri, 2007
- 51 Adam Vinatieri, 2010

MOST ATTEMPTS (ROOKIE)

- 45 Rodrigo Blankenship, 2020
- 38 Jim O'Brien, 1970
- 26 Tom Feamster, 1956
- 24 George Hunt, 1973
- 24 Raul Allegre, 1983
- 23 Buck McPhail, 1953
- 23 Mike Vanderjagt, 1998

MOST MADE (SEASON)

- 59 Mike Vanderjagt, 2004
- 53 Lou Michaels, 1964
- 52 Mike Vanderjagt, 2005
- 51 Toni Linhart, 1975
- 51 Adam Vinatieri, 2010





REGULAR INDIVIDUAL

MOST MADE (ROOKIE)

43	Rodrigo Blankenship, 2020
36	Jim O'Brien, 1970
24	Tom Feamster, 1956
22	George Hunt, 1973
22	Raul Allegre, 1983
21	Buck McPhail, 1953

HIGHEST PERCENTAGE (SEASON-20 ATT.)

100	Lou Michaels, 1965
100	Jim O'Brien, 1972
100	Toni Linhart, 1974
100	Dean Biasucci (3), 1987, 1992, 1994
100	Cary Blanchard (3), 1995-97
100	Mike Vanderjagt (6), 1998-00, 2002-03, 2005
100	Adam Vinatieri (8) 2006, 2008, 2010-14, 2016
100	Matt Stover, 2009
100	Michael Badgley, 2021
100	Chase McLaughlin, 2022

HIGHEST PERCENTAGE (ROOKIE-SEASON-20 ATT.)

100	Mike Vanderjagt, 1998
95.6	Rodrigo Blankenship, 2020
94.7	Jim O'Brien, 1970
92.3	Tom Feamster, 1956
91.7	George Hunt, 1973
91.7	Raul Allegre, 1983

CAREER

MOST ATTEMPTS (CAREER)

524	Adam Vinatieri, 2006-19
346	Mike Vanderjagt, 1998-05
270	Lou Michaels, 1964-69
261	Dean Biasucci, 1984, 1986-94
194	Toni Linhart, 1974-79

MOST MADE (CAREER)

507	Adam Vinatieri, 2006-19
344	Mike Vanderjagt, 1998-05
263	Lou Michaels, 1964-69
255	Dean Biasucci, 1984, 1986-94
184	Toni Linhart, 1974-79

MOST CONSECUTIVE PATS

209	Adam Vinatieri, 2010-15
149	Mike Vanderjagt, 2001-04
125	Mike Vanderjagt, 1998-01
103	Lou Michaels, 1964-66
97	Adam Vinatieri, 2007-09

HIGHEST PERCENTAGE (CAREER-50 MIN.)

100	Cary Blanchard, 1995-97
98.6	Matt Gay, 2023-24
99.4	Mike Vanderjagt, 1998-05
97.7	Dean Biasucci, 1984, 1986-94
97.4	Lou Michaels, 1964-69
96.8	Adam Vinatieri, 2006-19

FIELD GOALS

GAME

MOST ATTEMPTS (GAME)

6	Steve Myhra vs. Stl Cardinals, Nov. 19, 1961
6	Lou Michaels at Atl, Nov. 13, 1966
6	Toni Linhart vs. NYJ, Nov. 28, 1976
6	Raul Allegre at Phi, Oct. 30, 1983
6	Dean Biasucci vs. Mia, Sept. 25, 1988

MOST ATTEMPTS (ROOKIE-GAME)

6	Raul Allegre at Phi, Oct. 30, 1983
5	Jim O'Brien vs. Phi, Dec. 6, 1970
5	Raul Allegre at Den, Nov. 11, 1983
5	Rodrigo Blankenship vs. GB, Nov. 22, 2020

MOST FGS MADE (GAME)

5	Lou Michaels vs. S.F., Sept. 25, 1966
5	Raul Allegre at Phi, Oct. 30, 1983
5	Dean Biasucci vs. Mia, Sept. 25, 1988
5	Cary Blanchard at Buf, Sept. 21, 1997
5	Mike Vanderjagt vs. Den, 1/6/2002
5	Mike Vanderjagt vs. Bal, Oct. 13, 2002
5	Mike Vanderjagt at Ten, Dec. 7, 2003
5	Adam Vinatieri vs. Ten, Dec. 1, 2013
5	Adam Vinatieri vs. Chi, Oct. 9, 2016
5	Chase McLaughlin at Min, Dec. 17, 2022
5	Matt Gay at Bal, Sept. 24, 2023

5 Spencer Shrader vs. Den, Sept. 14, 2025

MOST FGS MADE (ROOKIE-GAME)

5	Raul Allegre at Phi, Oct. 30, 1983
4	Raul Allegre at Den, Dec. 11, 1983
4	Mike Vanderjagt vs. Buf, Oct. 11, 1998
4	Mike Vanderjagt vs. Car, Dec. 27, 1998
4	Rodrigo Blankenship vs. Min, Sept. 30, 2020
4	Rodrigo Blankenship at Chi, Oct. 4, 2020
4	Rodrigo Blankenship vs. G.B. Nov. 23, 2020

HIGHEST PERCENTAGE (GAME-5 MIN.)

100	Lou Michaels vs. S.F., Sept. 25, 1966
100	Cary Blanchard at Buf, Sept. 21, 1997
100	Mike Vanderjagt vs. Den, Jan. 6, 2002
100	Mike Vanderjagt vs. Bal, Oct. 13, 2002
100	Mike Vanderjagt at Ten, Dec. 7, 2003
100	Adam Vinatieri vs. Ten, Dec. 1, 2013
100	Adam Vinatieri vs. Chi, Oct. 9, 2016
100	Chase McLaughlin, at Min., Dec. 17, 2022
100	Matt Gay at Bal, Sept. 24, 2023

100 Spencer Shrader vs. Den, Sept. 14, 2025

MOST 50+ FIELD GOALS (GAME)

4	*Matt Gay at Bal, Sept. 24, 2023
2	Dean Biasucci vs. Mia, Sept. 25, 1988
2	Mike Vanderjagt at Den, Nov. 24, 2002
2	Adam Vinatieri vs. Den., Oct. 27, 2019
2	Adam Vinatieri at S.D., Oct. 14, 2013
2	Adam Vinatieri vs. Chi, Oct. 9, 2016
2	Adam Vinatieri vs. S.F., Oct. 8, 2017
2	Chase McLaughlin, at Den, Oct. 6, 2022

* = NFL Record

LONGEST FIELD GOAL

58	Dan Miller at S.D., Dec. 26, 1982
57	Matt Gay at Car, Nov. 5, 2023
56	Matt Gay at NYJ, Nov. 17, 2024
56	Matt Gay at Jax, Oct. 15, 2023
56	Bert Rechichar vs. Chi, Sept. 27, 1953
55	Raul Allegre at Den, Dec. 11, 1983
55	Dean Biasucci at Den, Oct. 15, 1989
55	Dean Biasucci at Mia, Dec. 30, 1990
55	Adam Vinatieri vs. Den, Oct. 27, 2019
55	Adam Vinatieri vs. Den, Nov. 8, 2015
54	Raul Allegre vs. S.D., Nov. 4, 1984
54	Dean Biasucci at N.E., Nov. 11, 1990
54	Dean Biasucci at Sea, Sept. 29, 1991
54	Mike Vanderjagt at Den, Nov. 24, 2002
54	Adam Vinatieri vs. Jax, Oct. 4, 2015
54	Adam Vinatieri vs. Chi, Oct. 9, 2016
54	Adam Vinatieri vs. Hou, Dec. 31, 2017
54	Adam Vinatieri at N.E., Oct. 4, 2018
54	Adam Vinatieri at Hou, Dec. 9, 2018
54	Chase McLaughlin vs. Hou, Jan. 8, 2023
54	Matt Gay at Bal, Sept. 24, 2023
54	Matt Gay at Min, Nov. 3, 2024

LONGEST FIELD GOAL (ROOKIE)

58	Dan Miller at S.D., Dec. 26, 1982
55	Raul Allegre at Den, Dec. 11, 1983
53	Raul Allegre at Cin, Oct. 2, 1983
53	Mike Vanderjagt at Bal, Nov. 29, 1998
53	Rodrigo Blankenship vs. Hou, Dec. 20, 2020
52	Mike Vanderjagt, vs. N.O., Sept. 27, 1998





REGULAR INDIVIDUAL

MOST CONSECUTIVE GAMES SCORING FIELD GOALS

23	Mike Vanderjagt, G15-16, 2002/G1-4, G6, 2004
21	Cary Blanchard, G3-1996/G1-7, 1997
21	Mike Vanderjagt, G3-16, 1999/G1-7, 2000
18	Dean Biasucci, G8-16, 1988/G1-9, 1989
16	Adam Vinatieri, G8-16, 2015/G1-7, 2016

SEASON

MOST ATTEMPTS (SEASON)

41	Cary Blanchard, 1997
41	Matt Gay, 2023
40	Cary Blanchard, 1996
40	Adam Vinatieri, 2013
39	Steve Myhra, 1961
39	Jim Martin, 1963
39	Lou Michaels, 1966

MOST ATTEMPTS (ROOKIE)

37	Rodrigo Blankenship, 2020
35	Raul Allegre, 1983
34	Jim O'Brien, 1970

MOST FGS MADE (SEASON-16 MIN.)

37	Mike Vanderjagt, 2003
36	Cary Blanchard, 1996
35	Adam Vinatieri, 2013
34	Mike Vanderjagt, 1999
33	Matt Gay, 2023
32	Cary Blanchard, 1997
32	Rodrigo Blankenship, 2020

HIGHEST PERCENTAGE (SEASON-20 MIN.)

100	Mike Vanderjagt, 2003
96.8	Adam Vinatieri, 2014
92.9	Adam Vinatieri, 2010
92.6	Mike Vanderjagt, 2000
92.6	Adam Vinatieri, 2015

HIGHEST PERCENTAGE (ROOKIE-20 MIN.)

87.1	Mike Vanderjagt, 1998
86.5	Rodrigo Blankenship, 2020
85.7	Raul Allegre, 1983
57.1	George Hunt, 1973

MOST FGS MADE (ROOKIE)

32	Rodrigo Blankenship, 2020
30	Raul Allegre, 1983
27	Mike Vanderjagt, 1998
19	Jim O'Brien, 1970

MOST 50+ FIELD GOALS (SEASON)

9	Chase McLaughlin, 2022
8	Matt Gay, 2023
7	Adam Vinatieri, 2016
6	Dean Biasucci, 1988
6	Mike Vanderjagt, 1998
5	Cary Blanchard, 1996
5	Adam Vinatieri, 2017
4	Raul Allegre, 1983
4	Adam Vinatieri, 2012
4	Adam Vinatieri, 2013
4	Adam Vinatieri, 2015
4	Adam Vinatieri, 2018

MOST SEASONS 50+ FIELD GOALS

10	Dean Biasucci, 1984, 1986-94
10	Adam Vinatieri, 2008, 2011-19
5	Mike Vanderjagt, 1998-99, 2001-03
3	Cary Blanchard, 1995-97
2	Allegre/Michaels/Rechichar/Gay

MOST CONSC. SEASONS 50+ FGS

10	Dean Biasucci, 1984, 1986-94
8	Adam Vinatieri, 2011-18
3	Cary Blanchard, 1995-97
3	Mike Vanderjagt, 2001-03
2	Raul Allegre, 1983-84
2	Mike Vanderjagt, 1998-99
2	Matt Gay, 2023-24

CAREER

MOST ATTEMPTS (CAREER)

394	Adam Vinatieri, 2006-19
250	Dean Biasucci, 1984, 1986-94
248	Mike Vanderjagt, 1998-05
197	Lou Michaels, 1964-69
116	Toni Linhart, 1974-79

MOST FGS MADE (CAREER)

336	Adam Vinatieri, 2006-19
217	Mike Vanderjagt, 1998-05
176	Dean Biasucci, 1984, 1986-94
107	Lou Michaels, 1964-69
87	Cary Blanchard, 1995-97

HIGHEST PERCENTAGE (CAREER-30 MIN.)

87.5	Mike Vanderjagt, 1998-05
85.3	Adam Vinatieri, 2006-19
83.3	Rodrigo Blankenship, 2020-21
83.3	Chase McLaughlin, 2019, 2022
82.9	Cary Blanchard, 1995-97
82.1	Matt Gay, 2023-24
72.2	Raul Allegre, 1983-85
70.4	Dean Biasucci, 1984, 1986-94

MOST CONSECUTIVE SUCCESSFUL FIELD GOALS

*44	Adam Vinatieri, G4-16, 2015/G1-9, 2016
42	Mike Vanderjagt, G15-16, 2002/G1, 2004
35	Adam Vinatieri, G14-16, 2013/G1-16, 2014
28	Mike Vanderjagt, G7-16, 1999/G1-2000
20	Adam Vinatieri, G2-11, 2017

*= NFL Record

MOST 50+ FIELD GOALS (CAREER)

37	Adam Vinatieri, 2006-19
18	Dean Biasucci, 1984, 1986-94
14	Mike Vanderjagt, 1998-05
11	Chase McLaughlin, 2019, 2022
11	Matt Gay, 2023-24
7	Raul Allegre, 1983-85
7	Cary Blanchard, 1995-97

MOST CONSC. SUCCESSFUL 50+ FIELD GOALS

9	Adam Vinatieri, 2015-16
7	Adam Vinatieri, 2013-14
6	Cary Blanchard, 1995-96
5	Mike Vanderjagt, 2001-03
5	Adam Vinatieri, 2016-17
5	Matt Gay, 2023

RUSHING

RUSHING ATTEMPTS

MOST ATTEMPTS (GAME)

40	Lydell Mitchell at NYJ, Oct. 20, 1974
38	Edgerrin James at Sea, Oct. 15, 2000
36	Eric Dickerson vs. Buf, Dec. 18, 1988
36	Edgerrin James vs. NYJ, Nov. 16, 2003
36	Frank Gore at Buf, Dec. 11, 2017

MOST ATTEMPTS (ROOKIE-GAME)

34	Dominic Rhodes at Buf, Nov. 4, 2001
32	Edgerrin James at N.E., Sept. 19, 1999
31	Frank Middleton at NYJ, Nov. 11, 1984
31	Dominic Rhodes vs. Den, Jan. 6, 2002
30	Jonathan Taylor vs. Jax, Jan. 4, 2020
29	Dominic Rhodes vs. Atl, Dec. 16, 2001

MOST ATTEMPTS (SEASON)

388	Eric Dickerson, 1988
387	Edgerrin James, 2000
369	Edgerrin James, 1999
360	Edgerrin James, 2005
334	Edgerrin James, 2004





REGULAR INDIVIDUAL

MOST ATTEMPTS (ROOKIE)

- 369 Edgerrin James, 1999
- 314 Marshall Faulk, 1994
- 233 Dominic Rhodes, 2001
- 232 Jonathan Taylor, 2020**
- 226 Joseph Addai, 2006
- 213 Alan Ameche, 1955

MOST SEASONS LEADING TEAM

- 6 Edgerrin James, 1999-00, 2002-05
- 5 Alan Ameche, 1955-59
- 5 Tom Matte, 1963, 1967-69, 1971
- 5 Lydell Mitchell, 1973-77
- 5 Eric Dickerson, 1987-91
- 5 Marshall Faulk, 1994-98

MOST CONSC. SEASONS LEADING TEAM

- 5 Alan Ameche, 1955-59
- 5 Lydell Mitchell, 1973-77
- 5 Lydell Mitchell, 1973-77
- 5 Marshall Faulk, 1994-98
- 4 Edgerrin James, 2002-05
- 4 Joseph Addai, 2006-09

MOST SEASONS 100+ ATTEMPTS

- 7 Edgerrin James, 1999-05
- 6 Randy McMillan, 1981-86
- 6 Joseph Addai, 2006-11
- 5 Alan Ameche, 1955-59
- 5 Tom Matte, 1963, 1967-69, 1971
- 5 Lydell Mitchell, 1973-77
- 5 Eric Dickerson, 1987-91
- 5 Marshall Faulk, 1994-98
- 5 Jonathan Taylor, 2020-24**

MOST CONSC. SEASONS 100+ ATTEMPTS

- 7 Edgerrin James, 1999-05
- 6 Randy McMillan, 1981-86
- 6 Joseph Addai, 2006-11
- 5 Alan Ameche, 1955-59
- 5 Lydell Mitchell, 1973-77
- 5 Eric Dickerson, 1987-91
- 5 Marshall Faulk, 1994-98
- 5 Jonathan Taylor, 2020-24**

MOST GAMES WITH ATTEMPTS (CAREER)

- 163 John Unitas, 1956-72
- 154 Peyton Manning, 1998-11
- 134 Lenny Moore, 1956-67
- 127 Tom Matte, 1961-72
- 126 Don McCauley, 1971-81

MOST ATTEMPTS (CAREER)

- 2,188 Edgerrin James, 1999-05
- 1,391 Lydell Mitchell, 1972-77
- 1,389 Marshall Faulk, 1994-98
- 1,343 Jonathan Taylor, 2020-25**
- 1,258 Eric Dickerson, 1987-91
- 1,200 Tom Matte, 1961-72

RUSHING YARDS

MOST YARDS (GAME)

- 253 Jonathan Taylor vs. Jax, Jan. 4, 2020**
- 219 Edgerrin James at Sea, Oct. 15, 2000
- 218 Jonathan Taylor vs. Ten, December 22, 2024**
- 204 Edgerrin James at Chi, Nov. 21, 2004
- 198 Norm Bulaich vs. NYJ, Sept. 19, 1971
- 196 Eric Dickerson vs. T.B., Dec. 27, 1987
- 194 Alan Ameche vs. Chi, Sept. 25, 1955

MOST YARDS (ROOKIE-GAME 150+ YARDS)

- 253 Jonathan Taylor vs. Jax, Jan. 4, 2020**
- 194 Alan Ameche vs. Chi, Sept. 25, 1955
- 185 Lenny Moore vs. G.B., Oct. 28, 1956
- 177 Dominic Rhodes vs. Atl, Dec. 16, 2001
- 171 Joseph Addai, vs. Phi, Nov. 26, 2006
- 153 Alan Ameche, vs. Det, Oct. 1, 1955

MOST CONSC. 100+ GAMES

- 5 Edgerrin James, G14-16, 2000/G1-2, 2001
- 5 Edgerrin James, G5-9, 2005
- 4 Eric Dickerson, G8-11, 1987
- 4 Edgerrin James, G7-10, 1999
- 4 Edgerrin James, G10-13, 2004
- 4 Jonathan Taylor, G13-17, 2021**
- 4 Jonathan Taylor, G15-18, 2024**

MOST 100+ GAMES (ROOKIE)

- 10 Edgerrin James, 1999
- 5 Dominic Rhodes, 2001
- 4 Marshall Faulk, 1994
- 3 Alan Ameche, 1955
- 3 Jonathan Taylor, 2020**
- 2 Lenny Moore, 1956
- 2 Roosevelt Potts, 1993
- 2 Joseph Addai, 2006

MOST YARDS (SEASON)

- 1,811 Jonathan Taylor, 2021**
- 1,709 Edgerrin James, 2000
- 1,659 Eric Dickerson, 1988
- 1,553 Edgerrin James, 1999
- 1,548 Edgerrin James, 2004
- 1,506 Edgerrin James, 2005

MOST YARDS (ROOKIE)

- 1,553 Edgerrin James, 1999
- 1,282 Marshall Faulk, 1994
- 1,169 Jonathan Taylor, 2020**
- 1,104 Dominic Rhodes, 2001
- 1,081 Joseph Addai, 2006
- 961 Alan Ameche, 1955

MOST 100+ GAMES (SEASON)

- 10 Edgerrin James, 1999
- 10 Jonathan Taylor, 2021**
- 9 Edgerrin James, 2000
- 9 Edgerrin James, 2005
- 8 Eric Dickerson, 1988
- 8 Edgerrin James, 2004
- 8 Jonathan Taylor, 2024**

MOST SEASONS LEADING TEAM

- 6 Edgerrin James, 1999-00, 2002-05
- 5 Alan Ameche, 1955-59
- 5 Lydell Mitchell, 1973-77
- 5 Eric Dickerson, 1987-91
- 5 Marshall Faulk, 1994-98

MOST YARDS TWO RUSHERS (SEASON)

- 2,087 Taylor (1,811)/Hines (276), 2021
- 1,930 Taylor (1,431)/Richardson (499), 2024**
- 1,924 Dickey (1,122)/McMillan (802), 1983
- 1,889 Dickerson (1,659)/Bentley (230), 1988
- 1,825 James (1,709)/Manning (116), 2000
- 1,802 James (1,548)/Rhodes (254), 2004
- 1,766 Rhodes (1,104)/James (662), 2001

MOST CONSC. SEASONS LEADING TEAM

- 5 Alan Ameche, 1955-59
- 5 Lydell Mitchell, 1973-77
- 5 Eric Dickerson, 1987-91
- 5 Marshall Faulk, 1994-98
- 4 Edgerrin James, 2002-05
- 4 Joseph Addai, 2006-09

MOST 100+ GAMES (CAREER)

- 49 Edgerrin James, 1999-05
- 26 Jonathan Taylor, 2020-25**
- 24 Erick Dickerson, 1987-91
- 24 Lydell Mitchell, 1972-77
- 14 Marshall Faulk, 1994-98





REGULAR INDIVIDUAL

MOST YARDS (CAREER)

9,226	Edgerrin James, 1999-05
6,616	Jonathan Taylor, 2020-25
5,487	Lydell Mitchell, 1972-77
5,320	Marshall Faulk, 1994-98
5,194	Eric Dickerson, 1987-91
5,174	Lenny Moore, 1956-67

RUSHING TOUCHDOWNS

MOST TOUCHDOWNS (GAME)

4	Jonathan Taylor at Buf, Nov. 21, 2021
4	Eric Dickerson vs. Den, Oct. 31, 1988
4	Joseph Addai vs. Phi, Nov. 26, 2006
3	Jonathan Taylor vs. Lv, Oct. 5, 2025
3	Jonathan Taylor vs Ten, Dec. 22, 2024
3	Alan Ameche at G.B., Oct. 13, 1957
3	Lenny Moore vs. L.A. Rams, Oct. 16, 1960
3	Tom Matte vs. Was, Nov. 2, 1969
3	Don McCauley at Mia, Nov. 23, 1975
3	Randy McMillan vs. N.E., Dec. 1, 1985
3	Marshall Faulk vs. Hou, Sept. 4, 1994
3	Marshall Faulk vs. Stl, Oct. 1, 1995
3	Edgerrin James at Cle, Dec. 26, 1999
3	Edgerrin James at Sea, Oct. 15, 2000
3	Edgerrin James vs. Buf, Dec. 11, 2000
3	Edgerrin James vs. NYJ, Nov. 16, 2003
3	Edgerrin James vs. Stl, Oct. 17, 2005

MOST TOUCHDOWNS (ROOKIE-GAME)

4	Joseph Addai vs. Phi, Nov. 26, 2006
3	Marshall Faulk vs. Hou, Sept. 4, 1994
3	Edgerrin James at Cle, Dec. 26, 1999
2	(26 times) Last: Anthony Richardson at Hou, Sept. 17, 2023

MOST CONSC. GAMES RUSHING TDS

11	Lenny Moore, G8-9-1963/G9, 1964
11	Jonathan Taylor, G4-15, 2021
9	Lydell Mitchell, G8-14-1975/G1, 1976
7	Curtis Dickey, G9-15, 1980
6	Tom Matte, G2-7, 1969
6	Edgerrin James, G5-10, 2005

MOST CONSC. GAMES RUSHING TDS (ROOKIE)

7	Curtis Dickey, G9-15, 1980
5	Alan Ameche, G1-5, 1955
4	Lenny Moore, G3-6, 1956
4	James Mungro, G11-14, 2002
4	Jonathan Taylor, G13-16, 2020

MOST TOUCHDOWNS (SEASON)

18	Jonathan Taylor, 2021
16	Lenny Moore, 1964
14	Eric Dickerson, 1988
13	Edgerrin James (3), 1999-00, 2005
12	Joseph Addai, 2007
11	Tom Matte, 1969
11	Lydell Mitchell, 1975
11	Curtis Dickey, 1980
11	Marshall Faulk (2), 1994-95
11	Edgerrin James, 2003
11	Jonathan Taylor, 2020
11	Jonathan Taylor, 2024

MOST TOUCHDOWNS (ROOKIE)

13	Edgerrin James, 1999
11	Curtis Dickey, 1980
11	Marshall Faulk, 1994
11	Jonathan Taylor, 2020
9	Alan Ameche, 1955
9	Dominic Rhodes, 2001

MOST GAMES WITH TOUCHDOWNS (SEASON)

12	Lenny Moore, 1964
12	Jonathan Taylor, 2021
9	Lydell Mitchell, 1975
9	Eric Dickerson, 1988
9	Edgerrin James (2), 2000, 2005

9 Joseph Addai (2), 2007, 2009

MOST GAMES WITH TOUCHDOWNS (ROOKIE)

8	Alan Ameche, 1955
8	Curtis Dickey, 1980
8	Edgerrin James, 1999
8	Jonathan Taylor, 2020
7	Rodney Culver, 1992
7	Marshall Faulk, 1994
7	Dominic Rhodes, 2001

MOST SEASONS LEADING TEAM

6	Lenny Moore, 1956*, 1960-61, 1964, 1965*, 1966*
5	Alan Ameche, 1955, 1956*, 1957-59
5	Randy McMillan, 1982*, 1983-84, 1986*
5	Marshall Faulk, 1994-98
5	Edgerrin James, 1999-00, 2003-05
5	Jonathan Taylor, 2020-24

*= Tied for Team Lead

MOST CONSC. SEASONS LEADING TEAM

5	Alan Ameche, 1955-59 (1956*)
5	Randy McMillan, 1982-86 (1982*, 1986*)
5	Marshall Faulk, 1994-98
5	Jonathan Taylor, 2020-24
4	Eric Dickerson, 1988-91 (1990*)

*= Tied for Team Lead

MOST GAMES WITH TOUCHDOWNS (CAREER)

44	Edgerrin James, 1999-05
37	Tom Matte, 1961-72
33	Lenny Moore, 1956-67
32	Don McCauley, 1971-81
32	Marshall Faulk, 1994-98

MOST TOUCHDOWNS (CAREER)

64	Edgerrin James, 1999-05
63	Lenny Moore, 1956-67
54	Jonathan Taylor 2020-24
45	Tom Matte, 1961-72
42	Marshall Faulk, 1994-98
40	Alan Ameche, 1955-60
40	Don McCauley, 1971-81

RUSHING AVERAGE

HIGHEST AVERAGE (GAME-10 ATT)

14.2	*Lenny Moore vs. G.B., Oct. 28, 1956
11.3	Lenny Moore at Det, Oct. 19, 1958
11.3	Marshall Faulk at Bal, Nov. 29, 1998
10.9	*Lenny Moore at Cle, Nov. 11, 1956
10.4	Jonathan Taylor vs. Hou, Oct. 17, 2021

*= Rookie

HIGHEST AVERAGE (SEASON-80 ATT)

7.5	Lenny Moore, 1956
7.3	Lenny Moore, 1958
7.0	Lenny Moore, 1961
5.8	Anthony Richardson, 2024
5.5	Jonathan Taylor, 2021
5.3	Donald Brown, 2013
5.2	George Wonsley, 1985

HIGHEST AVERAGE (ROOKIE-80 ATT, 4.5+)

7.5	Lenny Moore, 1956
5.1	Tony Loric, 1964
5.0	Jonathan Taylor, 2020
4.8	Joseph Addai, 2006
4.7	Dominic Rhodes, 2001
4.5	Curtis Dickey, 1980
4.5	Alan Ameche, 1955

LONGEST RUSHES

83	Jonathan Taylor vs. Hou, Oct. 17, 2021
80t	Tom Matte vs. Stl, Oct. 12, 1964
80t	Donald Brown vs. Ten, Dec. 18, 2011
79t	*Alan Ameche vs. Chi, Sept. 25, 1955
79t	*Lenny Moore vs. G.B., Oct. 28, 1956

*= Rookie





REGULAR INDIVIDUAL

HIGHEST AVERAGE (CAREER-300 ATT/4.0)

4.9	Jonathan Taylor, 2020-25
4.8	Lenny Moore, 1956-67
4.5	Albert Bentley, 1985-91
4.4	Curtis Dickey, 1980-85
4.4	Marlon Mack, 2017-21
4.3	Donald Brown, 2009-13
4.2	Alan Ameche, 1955-60
4.2	Edgerrin James, 1999-05

PASSING

PASSING ATTEMPTS

MOST ATTEMPTS (GAME)

62	Andrew Luck vs. Hou, Sept. 30, 2018
59	Jeff George at Was, Nov. 7, 1993
59	Andrew Luck at N.E., Oct. 4, 2018
58	Matt Ryan vs. Jax, Oct. 16, 2022
57	Jack Trudeau at NYJ, Nov. 16, 1986
57	Peyton Manning at Hou, Sept. 12, 2010
56	Peyton Manning at S.D., Nov. 11, 2007

MOST ATTEMPTS (ROOKIE-GAME)

57	Jack Trudeau at NYJ, Nov. 16, 1986
55	Andrew Luck vs. G.B., Oct. 7, 2012
54	Andrew Luck at Det., Dec. 2, 2012
53	Jack Trudeau vs. NYJ, Sept. 28, 1986
52	Peyton Manning vs. N.E., Nov. 1, 1998

MOST 40+ ATTEMPT GAMES

59	Peyton Manning, 1998-11
36	Andrew Luck, 2012-18
9	Jack Trudeau, 1986-93
8	John Unitas, 1956-72
8	Bert Jones, 1973-81
8	Jeff George, 1990-93

MOST GAMES WITH ATTEMPTS (CAREER)

208	Peyton Manning, 1998-11
202	John Unitas, 1956-72
97	Bert Jones, 1973-81
86	Andrew Luck, 2012-18
61	Jack Trudeau, 1986-93

MOST ATTEMPTS (SEASON)

679	Peyton Manning, 2010
639	Andrew Luck, 2018
627	Andrew Luck, 2012
616	Andrew Luck, 2014
591	Peyton Manning, 2002

MOST ATTEMPTS (ROOKIE)

627*	Andrew Luck, 2012
575	Peyton Manning, 1998
417	Jack Trudeau, 1986
334	Jeff George, 1990
237	George Shaw, 1955

* = NFL Record

MOST SEASONS LEADING TEAM (ATT/COMP)

15	John Unitas, 1956-67, 1969-71
13	Peyton Manning, 1998-10
6	Bert Jones, 1974-77, 1980-81
6	Andrew Luck, 2012-16, 2018
4	Mike Pagel, 1982-85
4	Jeff George, 1990-93
4	Jim Harbaugh, 1994-97

MOST SEASONS 200+ ATTEMPTS

13	John Unitas, 1957-67, 1969-70
13	Peyton Manning, 1998-10
6	Bert Jones, 1974-77, 1980-81
6	Andrew Luck, 2012-18
4	Mike Pagel, 1982-85
4	Jeff George, 1990-93
4	Jim Harbaugh, 1994-97

MOST CONSC. SEASONS LEADING TEAM (ATT/COMP)

13	Peyton Manning, 1998-10
12	John Unitas, 1956-67
5	Andrew Luck, 2012-16
4	Bert Jones, 1974-77
4	Mike Pagel, 1982-85
4	Jeff George, 1990-93
4	Jim Harbaugh, 1994-97

CONSC. SEASONS 200+ ATTEMPTS

13	Peyton Manning, 1998-10
11	John Unitas, 1957-67
6	Andrew Luck, 2012-18
4	Bert Jones, 1974-77
4	Mike Pagel, 1982-85
4	Jeff George, 1990-93
4	Jim Harbaugh, 1994-97

MOST ATTEMPTS (CAREER)

7,210	Peyton Manning, 1998-11
5,110	John Unitas, 1956-72
3,290	Andrew Luck, 2012-18
2,464	Bert Jones, 1973-81
1,536	Jack Trudeau, 1986-93

COMPLETIONS

MOST COMPLETIONS (GAME)

42	Matt Ryan vs. Jax, Oct. 16, 2022
40	Peyton Manning at Hou, Sept. 12, 2010
40	Andrew Luck vs. Hou, Sept. 30, 2018
39	Andrew Luck vs. Cin, Sept. 9, 2018
38	Peyton Manning at N.E., Nov. 21, 2010
38	Andrew Luck at N.E., Oct. 4, 2018
37	Jeff George at Was, Nov. 7, 1993
37	Peyton Manning vs. Ten, Nov. 3, 2002

MOST COMPLETIONS (ROOKIE-GAME)

31	Andrew Luck vs. G.B., Oct. 7, 2012
30	Peyton Manning vs. N.E., Nov. 1, 1998
30	Andrew Luck vs. Mia, Nov. 4, 2012
27	Jack Trudeau at NYJ, Nov. 16, 1986
27	Peyton Manning at Bal, Nov. 29, 1998
27	Andrew Luck at N.E., Nov. 18, 2012

MOST GAMES WITH COMPLETIONS

208	Peyton Manning, 1998-11
200	John Unitas, 1956-72
96	Bert Jones, 1973-81
86	Andrew Luck, 2012-18
61	Jack Trudeau, 1986-93

MOST GAMES 20+ COMPLETIONS (CAREER)

153	Peyton Manning, 1998-11
63	Andrew Luck, 2012-18
33	John Unitas, 1956-72
20	Bert Jones, 1973-81
17	Jeff George, 1990-93

MOST CONSC. GAMES 20+ COMPLETIONS

14	Peyton Manning, G1-14, 2010
13	Andrew Luck, G15-16, 2013, G1-11, 2014
12	Peyton Manning, G3-14, 2003
12	Peyton Manning, G3-14, 2009
11	Andrew Luck, G4-G7, 2015/G1-G7, 2016

MOST COMPLETIONS (SEASON)

450	Peyton Manning, 2010
430	Andrew Luck, 2018
393	Peyton Manning, 2009
392	Peyton Manning, 2002
380	Andrew Luck, 2014
379	Peyton Manning, 2003

MOST COMPLETIONS (ROOKIE)

339	Andrew Luck, 2012
326	Peyton Manning, 1998
204	Jack Trudeau, 1986
181	Jeff George, 1990
129	Chris Chandler, 1988





REGULAR INDIVIDUAL

MOST SEASONS 150+ COMPLETIONS

13	Peyton Manning, 1998-11
12	John Unitas, 1959-67, 1969-70
6	Andrew Luck, 2012-18
5	Bert Jones, 1975-77, 1980-81
4	Jeff George, 1990-93

MOST CONSECUTIVE COMPLETIONS

23	Peyton Manning vs. Det./at Jax, Dec. 14-Dec. 18, 2008
17	Bert Jones vs. NYJ, Dec. 15, 1974
17	Peyton Manning vs. Cle./at Ten, Sept. 25-Oct. 2, 2005
17	Peyton Manning vs. Den./at Jax, Dec. 13-Dec. 17, 2009
16	Peyton Manning at Ten, Oct. 11, 2013
16	Jacoby Brissett vs. Atl, Sept. 22, 2019

CONSC. SEASONS 150+ COMPLETIONS

13	Peyton Manning, 1998-10
9	John Unitas, 1959-67
6	Andrew Luck, 2012-18
4	Jeff George, 1990-93
3	Bert Jones, 1975-77
3	Jim Harbaugh, 1995-97

MOST COMPLETIONS (CAREER)

4,682	Peyton Manning, 1998-11
2,796	John Unitas, 1956-72
2,000	Andrew Luck, 2012-18
1,382	Bert Jones, 1973-81
874	Jeff George, 1990-93

COMPLETION PERCENTAGE

HIGHEST PERCENTAGE (GAME-15 ATT)

87.5	Peyton Manning vs. Ten, Dec. 30, 2007 (14-16)
85.3	Peyton Manning at Jax, Dec. 18, 2008 (29-34)
85.0	John Unitas at Atl, Nov. 12, 1967 (17-20)
84.2	John Unitas vs. Mia, Dec. 11, 1971 (16-19)
83.3	Peyton Manning vs. Atl, Dec. 14, 2003 (25-30)

HIGHEST PERCENTAGE (ROOKIE-GAME-20 ATT)

75	John Unitas vs. L.A. Rams, Nov. 25, 1956 (18-24)
70.4	Peyton Manning at Atl, Dec. 6, 1998 (19-27)
69.2	Andrew Luck at Jax, Nov. 8, 2012 (18-26)
68.4	Andrew Luck at Ten, Oct. 28, 2012 (26-38)
68.2	George Shaw at L.A. Rams, Dec. 5, 1955 (15-22)

HIGHEST PERCENTAGE (SEASON-200 ATT)

68.8	Peyton Manning, 2009
68.0	Philip Rivers, 2020
67.6	Peyton Manning, 2004
67.3	Peyton Manning, 2005
67.3	Andrew Luck, 2018
67	Peyton Manning, 2003
66.8	Peyton Manning, 2008

HIGHEST PERCENTAGE (ROOKIE-SEASON-100 ATT)

56.7	Peyton Manning, 1998
55.6	John Unitas, 1956
55.4	Chris Chandler, 1988
54.2	Jeff George, 1990
54.1	Andrew Luck, 2012

HIGHEST PERCENTAGE (CAREER-1,000 ATT)

64.9	Peyton Manning, 1998-11
60.8	Andrew Luck, 2012-18
60.7	Jim Harbaugh, 1994-97
57.0	Jeff George, 1990-93
56.1	Bert Jones, 1973-81

PASSING YARDS

MOST YARDS (GAME)

472	Peyton Manning at K.C., Oct. 31, 2004
464	Andrew Luck vs. Hou, Sept. 30, 2018
440	Peyton Manning vs. Jax, Sept. 25, 2000
433	Peyton Manning at Hou, Sept. 12, 2010
433	Andrew Luck vs. Mia, Nov. 4, 2012
425	Peyton Manning vs. Ten, Dec. 5, 2004

MOST YARDS (ROOKIE-GAME)

433	Andrew Luck vs. Mia, Nov. 4, 2012
391	Andrew Luck at Det, Dec. 2, 2012
362	Andrew Luck vs. G.B., Oct. 7, 2012
359	Jack Trudeau at NYJ, Nov. 16, 1986
357	Peyton Manning at Bal, Nov. 29, 1998

MOST 300+ GAMES (SEASON)

10	Andrew Luck, 2014
9	Peyton Manning, 2009
7	Peyton Manning, 2010
7	Andrew Luck, 2018
6	Peyton Manning (2), 2004, 2006
6	Andrew Luck, 2012

MOST 300+ GAMES (ROOKIE)

6*	Andrew Luck, 2012
4	Peyton Manning, 1998
2	Jack Trudeau, 1986
1	John Unitas, 1956

*= NFL Record

MOST 300+ GAMES (CAREER)

63	Peyton Manning, 1998-11
33	Andrew Luck, 2012-18
26	John Unitas, 1956-72
8	Bert Jones, 1973-81
7	Jeff George, 1990-93

MOST CONSC. 300+ GAMES

8	Andrew Luck, G3-10, 2014
5	Peyton Manning, G1-5, 2009
3	John Unitas, G12-14, 1963
3	Peyton Manning, G6-8, 2006
3	Peyton Manning, G7-9, 2009
3	Andrew Luck, G4-6, 2018

MOST YARDS (SEASON)

4,761	Andrew Luck, 2014
4,700	Peyton Manning, 2010
4,583	Andrew Luck, 2018
4,557	Peyton Manning, 2004
4,500	Peyton Manning, 2009
4,413	Peyton Manning, 2000

MOST YARDS (ROOKIE)

4,374 *	Andrew Luck, 2012
3,739	Peyton Manning, 1998
2,225	Jack Trudeau, 1986
2,152	Jeff George, 1990
1,619	Chris Chandler, 1988

*= NFL Record

MOST SEASONS LEADING TEAM (YDS/TDS)

14	John Unitas, 1956-67, 69-70
13	Peyton Manning, 1998-11
6	Bert Jones, 1974-77, 1980-81
6	Andrew Luck, 2012-18
4	Mike Pagel, 1982-85
4	Jeff George, 1990-93
4	Jim Harbaugh, 1994-97

MOST CONSC. SEASONS LEADING TEAM (YDS/TDS)

13	Peyton Manning, 1998-10
12	John Unitas, 1956-67
5	Andrew Luck, 2012-16
4	Bert Jones, 1974-77
4	Mike Pagel, 1982-85
4	Jeff George, 1990-93
4	Jim Harbaugh, 1994-97

MOST 2,000+ SEASONS

13	John Unitas, 1957-67, 1969-70
16	Peyton Manning, 1998-10
5	Bert Jones, 1975-77, 1980-81
5	Andrew Luck, 2012-14, 2016, 2018
3	Jeff George, 1990-91, 1993
3	Jim Harbaugh, 1995-97





REGULAR INDIVIDUAL

MOST CONSC. 2,000+ SEASONS

13	Peyton Manning, 1998-10
11	John Unitas, 1957-67
3	Bert Jones, 1975-77
3	Jim Harbaugh, 1995-97
3	Andrew Luck, 2012-14

MOST YARDS (CAREER)

54,828	Peyton Manning, 1998-11
39,768	John Unitas, 1956-72
23,671	Andrew Luck, 2012-18
17,663	Bert Jones, 1973-81
9,647	Jack Trudeau, 1986-93

PASSING TOUCHDOWNS

MOST TOUCHDOWNS (GAME)

6	Peyton Manning at N.O., Sept. 28, 2003
6	Peyton Manning at Det. Nov. 25, 2004
5	Gary Cuozzo at Min, Nov. 14, 1965
5	Gary Hogeboom at Buf, Oct. 4, 1987
5	Peyton Manning vs. Atl, Dec. 14, 2003
5	Peyton Manning vs. G.B., Sept. 26, 2004
5	Peyton Manning at K.C., Oct. 31, 2004
5	Peyton Manning vs. Hou, Nov. 14, 2004
5	Andrew Luck vs. Was, Nov. 30, 2014

MOST TOUCHDOWNS (ROOKIE-GAME)

4	Andrew Luck at Det, Dec. 2, 2012
3	John Unitas vs. L.A. Rams, Nov. 25, 1956
3	Jeff George at Cin, Nov. 25, 1990
3	Jeff George vs. Was, Dec. 22, 1990
3	Peyton Manning at S.F., Oct. 18, 1998
3	Peyton Manning vs. NYJ, Nov. 15, 1998
3	Peyton Manning at Bal, Nov. 29, 1998
3	Peyton Manning vs. Cin, Dec. 13, 1998

HIGHEST TD PCT. (GAME-20 ATT)

24.00	Peyton Manning at N.O., Sept. 28, 2003
23.53	Peyton Manning at Balt, Dec. 9, 2007
21.43	Peyton Manning at Det, Nov. 25, 2004
20.00	John Unitas at Atl, Nov. 12, 1967
20.00	Gary Hogeboom at Buf, Oct. 4, 1987

HIGHEST TD PCT. (ROOKIE-GAME-20 ATT)

12.50	John Unitas vs. L.A. Rams, Nov. 25, 1956
11.54	Peyton Manning vs. Cin, Dec. 13, 1998
10.00	Mike Pagel vs. Cin, Dec. 5, 1982
10.00	Peyton Manning at S.F., Oct. 18, 1998
9.68	Jeff George at Cin, Nov. 25, 1990

MOST GAMES WITH TOUCHDOWNS (SEASON)

15	Peyton Manning (5), 1998, 2000, 2002, 2004, 2006
15	Andrew Luck (2), 2014, 2016
15	Carson Wentz, 2021
14	Andrew Luck, 2018
14	Peyton Manning (5), 1999, 2001, 2007-08, 2010
14	Philip Rivers, 2020
13	Earl Morrall, 1968
13	Peyton Manning, 2009
13	Andrew Luck, 2012

MOST GAMES WITH TOUCHDOWNS (ROOKIE)

15	Peyton Manning, 1998
13	Andrew Luck, 2012
9	Jeff George, 1990
8	Chris Chandler, 1988
7	George Shaw, 1955
7	Jack Trudeau, 1986

MOST TOUCHDOWNS (SEASON)

49	Peyton Manning, 2004
40	Andrew Luck, 2014
39	Andrew Luck, 2018
33	Peyton Manning (3), 2000, 2009-10
32	John Unitas, 1959
31	Peyton Manning (2), 2006-07
31	Andrew Luck, 2016

MOST TOUCHDOWNS (ROOKIE)

26	Peyton Manning, 1998
23	Andrew Luck, 2012
16	Jeff George, 1990
10	George Shaw, 1955
9	John Unitas, 1956

MOST GAMES WITH TOUCHDOWNS (CAREER)

182	Peyton Manning, 1998-11
144	John Unitas, 1956-72
76	Andrew Luck, 2012-18
68	Bert Jones, 1973-81
31	Mike Pagel, 1982-85
31	Jim Harbaugh, 1994-97

MOST CONSC. GAMES PASSING TDS

47	John Unitas, G10-1956/G10-1960
33	Andrew Luck, G1-2014-G9-2015/G1-2016-G16-2016/G1-2018-G11-2018
27	Peyton Manning, G4-1998/G14-1999
18	Andrew Luck, G13-16-2013/G14-2014
16	Peyton Manning, G16-2003/G15-2004
13	Peyton Manning, G1-13-2000
13	Peyton Manning, G15-16-2000/G11-2001

MOST CONSC. GAMES PASSING TDS (ROOKIE)

13	Peyton Manning, G4-16, 1998
7	Andrew Luck, G10-16, 2012
4	Bert Jones, G1-4, 1973
4	Jack Trudeau, G4-7, 1986
4	Jeff George, G9-12, 1990
4	Andrew Luck, G1-4, 2012

MOST CONSC. GAMES 2+ TD PASSES

13	Peyton Manning, G1-13, 2004
12	John Unitas, G1-12, 1959
8	Peyton Manning, G6-13, 2005
8	Andrew Luck, G4-11, 2018
8	Andrew Luck, G10-16 2016/G2 2018
7	John Unitas, G4-8, 10-11, 1965
7	Peyton Manning, G10-16, 2010

HIGHEST TD PCT. (CAREER-1000 ATT)

5.62	John Unitas, 1956-72
5.53	Peyton Manning, 1998-11
5.19	Andrew Luck, 2012-18
4.95	Bert Jones, 1973-81
3.98	Jim Harbaugh, 1994-97

HIGHEST TD PCT. (SEASON-200 ATT)

9.86	Peyton Manning, 2004
8.72	John Unitas, 1959
8.2	Earl Morrall, 1968
8.16	John Unitas, 1965
7.97	John Unitas, 1957

HIGHEST TD PCT. (ROOKIE-SEASON-100 ATT)

4.79	Jeff George, 1990
4.55	John Unitas, 1956
4.52	Peyton Manning, 1998
4.22	George Shaw, 1955
3.7	Bert Jones, 1973

LONGEST TOUCHDOWN PASSES

90t	Jones to Roger Carr vs. NYJ, Nov. 16, 1975
89t	Unitas to John Mackey at L.A. Rams, Oct. 30, 1966
89t	Jones to Roger Carr at Buf, Nov. 9, 1975
88t	Unitas to Tom Matte vs. Atl, Sept. 17, 1967
87t	Painter to Pierre Garcon at T.B., Oct. 3, 2011
87t	Luck to T.Y. Hilton vs. N.O., Oct. 25, 2015

LONGEST TOUCHDOWN PASSES (ROOKIE)

84t	Trudeau to Bill Brooks at S.F., Oct. 5, 1986
82t	Shaw to Buddy Young at G.B., Oct. 8, 1955
78t	Manning to Marshall Faulk vs. N.O., Sept. 27, 1998
71t	Sorgi to Reggie Wayne at Den, Jan. 2, 2005
70t	Luck to T.Y. Hilton vs. Hou, Dec. 30, 2012





REGULAR INDIVIDUAL

MOST TOUCHDOWNS (CAREER)

399	Peyton Manning, 1998-11
287	John Unitas, 1956-72
171	Andrew Luck, 2012-18
122	Bert Jones, 1973-81
49	Jim Harbaugh, 1994-97

PASSING AVERAGE

HIGHEST AVG. PER ATTEMPT (GAME-20 ATT)

18.50	John Unitas at Atl., Nov. 12, 1967
15.67	John Unitas vs. Det., Nov. 10, 1963
15.64	John Unitas vs. Min., Dec. 8, 1963
14.65	Peyton Manning at Bal., Dec. 9, 2007

HIGHEST AVG. PER ATTEMPT (ROOKIE-GAME-20 ATT)

12.21	John Unitas vs. L.A. Rams, Nov. 25, 1956
11.32	Jeff George vs. NYJ, Nov. 18, 1990
10.47	John Unitas at Det., Nov. 18, 1956

HIGHEST AVG. PER ATTEMPT (SEASON-200 ATT)

9.26t	John Unitas, 1964
9.18t	John Unitas, 1968
9.17t	Peyton Manning, 2004
9.05t	Bert Jones, 1976

HIGHEST AVG. PER ATTEMPT (ROOKIE-SEASON-100 ATT)

7.57	John Unitas, 1956
6.98	Andrew Luck, 2012
6.95	Chris Chandler, 1988
6.69	George Shaw, 1955
6.50	Peyton Manning, 1998

HIGHEST AVG. PER ATTEMPT (CAREER-1,000 ATT)

7.78	John Unitas, 1956-72
7.60	Peyton Manning, 1998-11
7.19	Andrew Luck, 2012-18
7.17	Bert Jones, 1973-81
7.08	Jim Harbaugh, 1994-97

HIGHEST AVG. PER COMP (GAME-20 ATT)

22.25	John Unitas vs. S.F., Nov. 26, 1960
22.12	John Unitas vs. Det., Nov. 10, 1963
21.93	John Unitas vs. Chi., Oct. 2, 1960
21.86	Bert Jones at Buf., Nov. 9, 1975
21.85	John Unitas vs. Min., Oct. 1, 1961

HIGHEST AVG. PER COMP (ROOKIE-GAME-20 ATT)

18.47	John Unitas at Det., Nov. 18, 1956
17.79	Jeff George vs. NYJ, Nov. 18, 1990
17.67	Jeff George at N.E., Nov. 11, 1990
16.67	George Shaw vs. S.F., Nov. 27, 1955
16.29	Andrew Luck at Det., Dec. 2, 2012

HIGHEST AVG. PER COMP (SEASON-200 ATT)

17.87	John Unitas, 1964
16.31	John Unitas, 1960
15.98	Earl Morrall, 1968
15.43	John Unitas, 1965
15.02	John Unitas, 1959

HIGHEST AVG. PER COMP (ROOKIE-SEASON-100 ATT)

13.62	John Unitas, 1956
13.33	George Shaw, 1955
12.90	Andrew Luck, 2012
12.55	Chris Chandler, 1988
12.53	Bert Jones, 1973

HIGHEST AVG. PER COMP (CAREER-1,000 ATT)

14.22	John Unitas, 1956-72
12.78	Bert Jones, 1973-81
12.45	Mike Pagel, 1982-85
11.88	Jack Trudeau, 1988-93
11.83	Andrew Luck, 2012-18

INTERCEPTIONS

MOST INTERCEPTIONS (GAME)

6	Peyton Manning at S.D., Nov. 11, 2007
5	Fred Enke at G.B., Oct. 18, 1953
5	Fred Enke at Det., Nov. 17, 1953
5	John Unitas vs. S.F., Nov. 26, 1960
5	John Unitas at G.B., Oct. 8, 1961
5	John Unitas at Det., Nov. 20, 1966
5	John Unitas vs. Chi., Nov. 29, 1970
5	Bill Troup vs. Mia., Sept. 10, 1978

MOST INTERCEPTIONS (ROOKIE-GAME)

4	George Shaw vs. G.B., Oct. 29, 1955
4	Bert Jones vs. NYJ, Sept. 23, 1973
4	Bert Jones vs. N.O., Sept. 30, 1973
4	Mike Kirkland at Mia., Oct. 29, 1978
4	Jack Trudeau vs. N.E., Nov. 9, 1986
4	Jack Trudeau at NYJ, Nov. 16, 1986
4	Jeff George vs. N.E., Sept. 16, 1990

MOST INTERCEPTIONS (SEASON-200 ATT)

28	Peyton Manning, 1998
24	John Unitas, 1960
24	John Unitas, 1961
24	John Unitas, 1966
23	John Unitas, 1962
23	Peyton Manning, 2001

MOST INTERCEPTIONS (ROOKIE-SEASON-100 ATT)

28	Peyton Manning, 1998
19	George Shaw, 1955
18	Jack Trudeau, 1986
18	Andrew Luck, 2012
13	Jeff George, 1990

MOST INTERCEPTIONS (CAREER)

246	John Unitas, 1956-72
198	Peyton Manning, 1998-11
97	Bert Jones, 1973-81
83	Andrew Luck, 2012-18
62	Jack Trudeau, 1986-93

FEWEST INTERCEPTIONS (SEASON-200 ATT)

4	Jim Harbaugh, 1997 (309)
5	Matt Hasselbeck, 2015 (256)
5	Jim Harbaugh, 1995 (314)
6	Jacoby Brissett, 2019 (447)
6	John Unitas, 1964 (305)
6	Marty Domres, 1972 (222)
6	Jack Trudeau, 1987 (229)
6	Jeff George, 1993 (407)
6	Jim Harbaugh, 1994 (202)

FEWEST INTERCEPTIONS (ROOKIE-SEASON-100 ATT)

7	Mike Pagel, 1982 (221)
10	John Unitas, 1956 (198)
12	Bert Jones, 1973 (108)
12	Chris Chandler, 1988 (233)
13	Jeff George, 1990 (334)

LOWEST INTERCEPTION PCT. (SEASON-200 ATT)

1.29	Jim Harbaugh, 1997
1.3	Jacoby Brissett, 2019
1.4	Carson Wentz, 2021
1.48	Jeff George, 1993
1.49	Jacoby Brissett, 2017
1.58	Andrew Luck, 2013

LOWEST INTERCEPTION PCT. (ROOKIE-SEASON-100 ATT)

2.87	Andrew Luck, 2012
3.17	Mike Pagel, 1982
3.89	Jeff George, 1990
4.32	Jack Trudeau, 1986
4.87	Peyton Manning, 1998





REGULAR INDIVIDUAL

LOWEST INTERCEPTION PCT. (CAREER-1,000 ATT)

- 2.1 Jim Harbaugh, 1994-97
- 2.5 Andrew Luck, 2012-18
- 2.7 Peyton Manning, 1998-11
- 3.0 Jeff George, 1990-93
- 3.9 Bert Jones, 1973-81

MOST CONSC. PASSES WITHOUT INTERCEPTION (CAREER)

- 212 Carson Wentz, G2-8, 2021
- 202 Jeff George, G10-16, 1993
- 190 Peyton Manning, G13-16, 2006/G1-2, 2007
- 179 Jim Harbaugh, G3-10, 1996
- 170 Jim Harbaugh, G6-16, 1997
- 167 Jacoby Brissett, G12, 2017 - G2, 2019
- 165 Peyton Manning, G16, 2009/G1-4, 2010
- 165 Andrew Luck, G13-16 2012/G1-2, 2013

PASSER RATING

HIGHEST RATING (SEASON-200 ATT)

- 121.1 Peyton Manning, 2004
- 104.1 Peyton Manning, 2005
- 102.5 Bert Jones, 1976
- 101.0 Peyton Manning, 2006

HIGHEST RATING (ROOKIE-SEASON-100 ATT)

- 76.5 Andrew Luck, 2012
- 74.0 John Unitas, 1956
- 73.8 Jeff George, 1990
- 71.2 Peyton Manning, 1998
- 67.2 Chris Chandler, 1988

HIGHEST RATING (CAREER-1,000 ATT)

- 94.9 Peyton Manning, 1998-11
- 89.5 Andrew Luck, 2012-18
- 86.6 Jim Harbaugh, 1994-97
- 78.8 John Unitas, 1956-72
- 78.8 Bert Jones, 1973-81

RECEIVING

RECEPTIONS

MOST RECEPTIONS (GAME)

- 15 Reggie Wayne at Jax, Oct. 3, 2010
- 14 Marvin Harrison at Cle, Dec. 26, 1999
- 14 Marvin Harrison vs. Dal, Nov. 17, 2002
- 14 Dallas Clark vs. Hou, Nov. 8, 2009
- 14 Reggie Wayne vs. Dal, Dec. 5, 2010

MOST RECEPTIONS (ROOKIE-GAME)

- 11 Randy McMillan vs. NYJ, Nov. 8, 1981
- 9 Randy McMillan at Mia, Nov. 1, 1981
- 9 Bill Brooks at NYJ, Nov. 16, 1986
- 9 Nyheim Hines vs. Hou., Sept. 30, 2018
- 8 Sean Dawkins vs. Dal, Oct. 10, 1993
- 8 Marshall Faulk vs. Was, Oct. 23, 1994
- 8 Austin Collie at Ten, Oct. 11, 2009

8 Alec Pierce at Den, Oct. 6, 2022

8 Josh Downs at Bal, Sept. 24, 2023

MOST CONSC. GAMES WITH RECEPTION

- 190 Marvin Harrison, G1-1996/G16-2008
- 134 Reggie Wayne, G1-2006/G16-2014
- 97 T.Y. Hilton, G1-2015/G18-2021

78 Michael Pittman Jr., G1-2020/G16-2024

- 77 Marshall Faulk, G1-1994/G16-1998
- 70 Dallas Clark, G1-2006/G6-2011

MOST GAMES 10+ RECEPTIONS (SEASON)

- 6 Marvin Harrison, 2002
- 3 Raymond Berry, 1960
- 3 Joe Washington, 1979
- 3 Marvin Harrison, 2000
- 3 Reggie Wayne (3), 2007, 2009-10

MOST RECEPTIONS (SEASON)

- 143 Marvin Harrison, 2002
- 115 Marvin Harrison, 1999
- 111 Reggie Wayne, 2010
- 109 Marvin Harrison, 2001
- 109 Michael Pittman Jr., 2023
- 106 Reggie Wayne, 2012

MOST RECEPTIONS (ROOKIE)

- 68 Josh Downs, 2023
- 65 Bill Brooks, 1986
- 64 Marvin Harrison, 1996
- 63 Nyheim Hines, 2018
- 62 Edgerrin James, 1999
- 60 Austin Collie, 2009
- 52 Andre Rison, 1989

MOST SEASONS LEADING TEAM

- 9 Marvin Harrison, 1996-97, 1999-04, 2006
- 8 Raymond Berry, 1957-61, 1964-66
- 7 Reggie Wayne, 2005, 2007-08, 2009*-12
- 6 T.Y. Hilton, 2013-16, 2018-19
- 4 Lydell Mitchell, 1974-77
- 4 Bill Brooks, 1987-89, 1991

*= Tied for Team Lead

MOST CONSC. SEASONS LEADING TEAM

- 6 Marvin Harrison, 1999-04
- 6 Reggie Wayne, 2007-08, 2009*-12
- 5 Raymond Berry, 1957-61
- 4 Lydell Mitchell, 1974-77
- 4 T.Y. Hilton, 2013-16

*= Tied for Team Lead

MOST SEASONS 50+ RECEPTIONS

- 12 Marvin Harrison, 1996-06, 2008
- 11 Reggie Wayne, 2003-12, 2014
- 8 T.Y. Hilton, 2012-18, 20
- 7 Raymond Berry, 1958-62, 1965-66
- 6 Bill Brooks, 1986-91
- 5 Edgerrin James, 1999-00, 2002-04

CONSC. SEASONS 50+ RECEPTIONS

- 11 Marvin Harrison, 1996-06
- 10 Reggie Wayne, 2003-12
- 7 T.Y. Hilton, 2012-18
- 6 Bill Brooks, 1986-91
- 5 Raymond Berry, 1958-62

MOST RECEPTIONS 2 PLAYERS (SEASON)

- 204 Harrison (143)/James (61), 2002
- 200 Clark (100)/Wayne (100), 2009
- 181 Harrison (95)/Wayne (86), 2006
- 178 Wayne (111)/Garcon (67)/Tammie (67), 2010
- 177 Harrison (115)/James (62), 1999

177 Pittman Jr. (109)/Downs (68), 2023

MOST RECEPTIONS 3 PLAYERS (SEASON)

- 260 Clark (100)/Wayne (100)/Collie (60), 2009
- 253 Harrison (143)/James (61)/Wayne (49), 2002
- 245 Wayne (111)/Garcon (67)/Tammie (67), 2010
- 231 Harrison (86)/Wayne (77)/Stokley (68), 2004
- 221 Harrison (95)/Wayne (86)/Addai (40), 2006





REGULAR INDIVIDUAL

TRIO OF 50+ SEASONAL RECEIVERS

Brooks (63)/Rison (52)/Bentley (52), 1989
 Bentley (71)/Brooks (62)/Hester (54), 1990
 Langhorne (85)/Hester (64)/Johnson (55), 1993
 Turner (52)/Faulk (52)/Dawkins (51), 1994
 Harrison (64)/Faulk (56)/Dawkins (54), 1996
 Faulk (86)/Harrison (59)/Pathon (50), 1998
 Harrison (102)/James (63)/Pathon (50), 2000
 Harrison (94)/Wayne (68)/James (51), 2003
 Harrison (86)/Wayne (77)/Stokley (68)/James (51), 2004
 Wayne (82)/Clark (77)/Harrison (60)/Gonzalez (57), 2008
 Clark (100)/Wayne (100)/Collie (60)/Addai (51), 2009
 Wayne (111)/Garcon (67)/Tamme (67)/Collie (58), 2010
 Wayne (106)/Avery (60)/Hilton (50), 2012
 Hilton (82)/Wayne (64)/Fleener (51), 2014
 Hilton (69)/Moncrief (64)/Fleener (54), 2015
 Hilton (76)/Ebron (66)/Hines (63)/Rogers (53) 2018

LONGEST RECEPTIONS

90t Carr from Jones vs. NYJ, Nov. 16, 1975
 89t Mackey from Unitas at LA Rams, Oct. 30, 1966
 89t Carr from Jones at Buf, Nov. 9, 1975
 88t Matte from Unitas vs. Atl, Sept. 17, 1967
 87t Garcon from Painter at T.B., Oct. 3, 2011
 87t Hilton from Luck vs. N.O., Oct. 25, 2015

LONGEST RECEPTIONS (ROOKIE)

85t Faulk from Jim Harbaugh vs. Was, Oct. 23, 1994
 84t Brooks from Jack Trudeau at S.F., Oct. 5, 1986
 80t Wilkins from Peyton Manning at Phi, Nov. 21, 1999
 79t Moncrief from Andrew Luck vs. Was, Nov. 30, 2014
 78t Womble from Garry Kerkorian vs. S.F., Nov. 28, 1954

MOST GAMES WITH RECEPTIONS (CAREER)

205 Reggie Wayne, 2001-14
 190 Marvin Harrison, 1996-08
 142 Raymond Berry, 1955-67
 141 T.Y. Hilton, 2012-21
 116 Lenny Moore, 1956-67

MOST GAMES 10+ RECEPTIONS (CAREER)

16 Marvin Harrison, 1996-08
 15 Reggie Wayne, 2001-14
 11 Raymond Berry, 1955-67
5 Michael Pittman Jr., 2020-24
 3 Don McCauley, 1971-81
 3 Lydell Mitchell, 1972-77
 3 Joe Washington, 1978-80
 3 Anthony Johnson, 1990-93
 3 Dallas Clark, 2003-11
 3 T.Y. Hilton, 2012-18

MOST RECEPTIONS (CAREER)

1,102 Marvin Harrison, 1996-08
 1,070 Reggie Wayne, 2001-14
 631 Raymond Berry, 1955-67
 631 T.Y. Hilton, 2012-21
 431 Michael Pittman Jr., 2020-25
 427 Dallas Clark, 2003-11

RECEIVING YARDS

MOST YARDS (GAME)

224 Raymond Berry at Was, Nov. 10, 1957
 223 T.Y. Hilton at Hou, Oct. 9, 2014
 212 Reggie Wayne vs. G.B., Oct. 7, 2012
 210 Roger Carr at NYJ, Oct. 24, 1976
 203 Reggie Langhorne at Was, Nov. 7, 1993
 200 Reggie Wayne vs. Dal, Dec. 5, 2010

MOST YARDS (ROOKIE-GAME)

177 Bill Brooks at NYJ, Nov. 16, 1986
 144 John Mackey vs. Min, Dec. 8, 1963
 135 Andre Rison vs. Cle, Dec. 10, 1989
 134 (4 times) Last: Donte Moncrief vs. Was, Nov. 30, 2014

MOST 100+ GAMES (SEASON)

10 Marvin Harrison, 2002
 9 Marvin Harrison, 1999
 8 Marvin Harrison, 2000
 7 Raymond Berry, 1960
 6 Marvin Harrison (4), 2001, 2003, 2005-06
 6 Reggie Wayne, 2007
 6 T.Y. Hilton, 2014
 6 T.Y. Hilton, 2016

MOST 100+ GAMES (ROOKIE)

5 T.Y. Hilton, 2012
 3 Andre Rison, 1989
 2 Ray Perkins, 1967
 2 Bill Brooks, 1986
 2 Marvin Harrison, 1996
 2 Anthony Gonzalez, 2007
 2 Donte Moncrief, 2014

MOST 100+ GAMES (CAREER)

59 Marvin Harrison, 1996-08
 43 Reggie Wayne, 2001-14
 34 T.Y. Hilton, 2012-20
 23 Raymond Berry, 1955-67
 18 Jimmy Orr, 1961-70

MOST CONSC. 100+ GAMES

6 Raymond Berry, G5-10, 1960
 4 Marvin Harrison, G12-15, 1999
 4 Marvin Harrison, G5-8, 2000
 4 Marvin Harrison, G2-5, 2002
 4 Marvin Harrison, G9-12, 2002
 4 Marvin Harrison, G4-7, 2003

MOST YARDS (SEASON)

1,722 Marvin Harrison, 2002
 1,663 Marvin Harrison, 1999
 1,524 Marvin Harrison, 2001
 1,510 Reggie Wayne, 2007
 1,448 T.Y. Hilton, 2016

MOST YARDS (ROOKIE)

1,131 Bill Brooks, 1986
 861 T.Y. Hilton, 2012
 836 Marvin Harrison, 1996
 820 Andre Rison, 1989
 726 John Mackey, 1963

1,000-YARD SEASONS

8 Marvin Harrison, 1996-2008
 8 Reggie Wayne, 2001-14
 5 T.Y. Hilton, 2012-21
2 Michael Pittman Jr., 2020-23
 1 Raymond Berry, 1955-67
 1 Roger Carr, 1974-81
 1 Bill Brooks, 1986-92
 1 Reggie Langhorne, 1992-93
 1 Brandon Stokley, 2003-06
 1 Dallas Clark, 2003-11

MOST SEASONS LEADING TEAM

9 Marvin Harrison, 1996-97, 1999-03, 2005-06
 7 Reggie Wayne, 2004, 2007-12
 7 T.Y. Hilton, 2013-18, 20
 5 Jimmy Orr, 1962-65, 1968
 5 Bill Brooks, 1986-89, 1991

MOST CONSC. SEASONS LEADING TEAM

6 Reggie Wayne, 2007-12
 6 T.Y. Hilton, 2013-18
 5 Marvin Harrison, 1999-03
 4 Jimmy Orr, 1962-65
 4 Bill Brooks, 1986-89





REGULAR INDIVIDUAL

MOST YARDS (CAREER)

14,580	Marvin Harrison, 1996-08
14,345	Reggie Wayne, 2001-14
9,691	T.Y. Hilton, 2012-21
9,275	Raymond Berry, 1955-67
6,039	Lenny Moore, 1956-67

RECEIVING TOUCHDOWNS

MOST TOUCHDOWNS (GAME)

3	Jim Mutscheller at G.B. Oct. 13, 1957
3	Raymond Berry at Dal, Oct. 30, 1960
3	Raymond Berry vs. G.B., Nov. 6, 1960
3	Lenny Moore vs. Min, Oct. 1, 1961
3	Jimmy Orr vs. Was, Dec. 8, 1962
3	Jimmy Orr vs. L.A. Rams, Oct. 4, 1964
3	Roger Carr vs. Cin, Sept. 19, 1976
3	Marvin Harrison at K.C., Dec. 15, 1996
3	Ken Dilger vs. Mia, Dec. 14, 1997
3	Marvin Harrison at S.F., Oct. 18, 1998
3	Marvin Harrison at N.E., Sept. 19, 1999
3	Marvin Harrison vs. Min, Dec. 24, 2000
3	Marvin Harrison vs. Buf, Sept. 23, 2001
3	Marvin Harrison vs. Mia, Nov. 11, 2001
3	Marvin Harrison at N.O., Sept. 28, 2003
3	Brandon Stokley at Det, Nov. 25, 2004
3	Marvin Harrison at Det, Nov. 25, 2004
3	Reggie Wayne at Den, Oct. 29, 2006
3	Marvin Harrison vs. Cin, Dec. 18, 2006
3	Dallas Clark vs. Den, Dec. 13, 2009
3	T.Y. Hilton at Hou, Nov. 3, 2013
3	Dwayne Allen at NYJ, Dec. 5, 2016

MOST TOUCHDOWNS (ROOKIE-GAME)

3	Marvin Harrison at K.C., Dec. 15, 1996
2	John Mackey vs. Min, Dec. 8, 1963
2	Ray Perkins vs. S.F., Oct. 1, 1967
2	Marshall Johnson at NYJ, Oct. 26, 1975
2	Bill Brooks at Hou, Nov. 23, 1986
2	Anthony Gonzalez at Bal, Dec. 9, 2007
2	Austin Collie at Ten, Oct. 11, 2009
2	Blair White at N.E., Nov. 21, 2010
2	T.Y. Hilton at N.E., Nov. 18, 2012
2	Da'Rick Rogers at Cin, Dec. 8, 2013
2	Donte Moncrief vs. Was, Nov. 30, 2014
2	Nyheim Hines vs. Hou, Sept. 30, 2018
2	Jelani Woods vs. K.C., Sept. 25, 2022

MOST GAMES WITH TOUCHDOWNS (SEASON)

11	Marvin Harrison, 2004
10	Raymond Berry, 1959
10	Marvin Harrison, 2000
10	Eric Ebron, 2018
10	Reggie Wayne, 2004
9	Marvin Harrison (2), 2001, 2005
9	Reggie Wayne (2), 2007, 2009

MOST GAMES WITH TOUCHDOWNS (CAREER)

90	Marvin Harrison, 1996-2008
73	Reggie Wayne, 2001-14
56	Raymond Berry, 1955-67
42	T.Y. Hilton, 2012-2021
39	Lenny Moore, 1956-67
38	Dallas Clark, 2003-11

MOST CONSC. GAMES RECEIVING TDS

7	Raymond Berry, G8-12-1959/G2-1960
5	Jim Mutscheller, G12-1956/G4-1957
5	Jim Mutscheller, G11-12-1958/G3-1959
5	Raymond Berry, G10-11-1958/G3-1959
5	Jimmy Orr, G12-14-1962/G2-1963
5	Raymond Berry, G5-9, 1965
5	Marvin Harrison, G10-14, 2004
5	Dallas Clark, G2-6, 2007
5	Reggie Wayne, G3-7, 2009
5	Donte Moncrief, G8-12, 2016

MOST TOUCHDOWNS (SEASON)

15	Marvin Harrison (2), 2001, 2004
14	Marvin Harrison, 2000
14	Raymond Berry, 1959
13	Eric Ebron, 2018
12	Marvin Harrison (3), 1999, 2005-06
12	Reggie Wayne, 2004

MOST TOUCHDOWNS (ROOKIE)

8	Bill Brooks, 1986
8	Marvin Harrison, 1996
7	John Mackey, 1963
7	Austin Collie, 2009
7	T.Y. Hilton, 2012

MOST SEASONS LEADING TEAM

11	Marvin Harrison, 1996-97, 1998*, 1999-06
4	Raymond Berry, 1958-60, 1964*
4	Glenn Doughty, 1973*, 1974*, 1975*, 1977*

MOST CONSC. SEASONS LEADING TEAM

11	Marvin Harrison, 1996-97, 98*, 1999-06
3	Glenn Doughty, 1973*, 1974*, 1975*
3	Raymond Berry, 1958-60
3	Jim Mutscheller 1955-57
3	Willie Richardson, 1967-68, 1969*
3	Dallas Clark, 2007, 2008*, 2009*

*= Tied for Team Lead

MOST TOUCHDOWNS (CAREER)

128	Marvin Harrison, 1996-08
82	Reggie Wayne, 2001-14
68	Raymond Berry, 1955-67
55	T.Y. Hilton, 2012-2021
50	Jimmy Orr, 1961-70
48	Lenny Moore, 1956-67

RECEIVING AVERAGE

HIGHEST AVERAGE (GAME-3 REC)

48.8	Raymond Berry at Dal, Oct. 30, 1960
44.7	Alec Pierce at JAX, Oct. 6, 2024
44.7	Donte Moncrief vs. Was, Nov. 30, 2014
42.0	Roger Carr at NYJ, Oct. 24, 1976
42.0	Marcus Pollard at N.O., Nov. 18, 2001
41.7	Alec Pierce vs. HOU, Sept. 8, 2024

HIGHEST AVERAGE (ROOKIE-GAME-3 REC)

44.7	Donte Moncrief vs. Was, Nov. 30, 2014
35.0	Marshall Johnson at NYJ, Oct. 26, 1975
28.8	John Mackey vs. Min, Dec. 8, 1963
28.3	Royce Womble vs. S.F., Nov. 22, 1954
28.3	T.Y. Hilton vs. Jax, Sept. 23, 2012

HIGHEST AVERAGE (SEASON-30 REC)

25.9	Roger Carr, 1976
22.3	Alec Pierce, 2024
21.7	Jimmy Orr, 1964
21.0	Roger Carr, 1978
20.8	Lenny Moore, 1960
20.7	John Mackey, 1963

HIGHEST AVERAGE (ROOKIE-30 REC)

20.7	John Mackey, 1963
17.4	Bill Brooks, 1986
17.2	T.Y. Hilton, 2012
16.9	Ray Butler, 1980
15.8	Andre Rison, 1989

HIGHEST AVERAGE (CAREER-100 REC)

19.3	Jimmy Orr, 1961-70
18.8	Roger Carr, 1974-81
17.6	Alec Pierce, 2022-24
17.1	Ray Butler, 1980-85
16.8	Jim Mutscheller, 1954-61
16.6	Lenny Moore, 1956-67





PUNT RETURNS

GAME

MOST (GAME)

9	Nesby Glasgow at K.C., Sept. 2, 1979
8	Howard Stevens vs. T.B., Oct. 3, 1976
7	Alvin Haymond vs. Det, Oct. 10, 1965
7	Alvin Haymond vs. L.A. Rams, Nov. 27, 1966
7	Larry Anderson vs. Den, Sept. 11, 1983
7	Robbie Martin at S.F., Oct. 5, 1986

MOST (ROOKIE-GAME)

9	Nesby Glasgow at K.C., Sept. 2, 1979
6	Bruce Laird vs. Buf, Dec. 3, 1972

MOST YARDS (GAME)

195	Nyheim Hines vs. Car, Dec. 22, 2019
148	Carl Taseff at G.B., Oct. 14, 1956
141	Ray Buchanan vs. S.D., Nov. 3, 1996
124	Clarence Verdin at N.E., Nov. 11, 1990
111	T.Y. Hilton, vs. Buf, Nov. 25, 2012
110	Ron Gardin vs. Mia, Nov. 1, 1970

MOST YARDS (GAME-ROOKIE)

111	T.Y. Hilton vs. Buf, Nov. 25, 2012
110	Ron Gardin vs. Mia, Nov. 1, 1970
107	Dewell Brewer vs. Mia, Dec. 18, 1994
102	Marvin Harrison at NYJ, Sept. 8, 1996
87	Leonard Dunlap vs. NYJ, Sept. 19, 1971

HIGHEST AVERAGE (GAME-2 MIN)

65.0	Nyheim Hines vs. Car, Dec. 22, 2019
47.0	T.J. Rushing at Oak, Dec. 16, 2007
37.5	Ron Gardin vs. NYJ, Sept. 19, 1971
37.0	Carl Taseff at G.B., Oct. 14, 1956
36.7	*Ron Gardin vs. Mia, Nov. 1, 1970
32.3	Clarence Verdin at Mia, Oct. 25, 1992

*= Rookie

MOST FAIR CATCHES (GAME)

6	Griff Whalen vs. Cin, Oct. 19, 2014
6	Griff Whalen vs. Jax, Oct. 5, 2015
5	*T.Y. Hilton vs. G.B., Oct. 7, 2012
4	Timmy Brown at NYG, Nov. 2, 1968
4	*Ron Gardin at Mia, Nov. 22, 1970
4	*Marvin Harrison at Buf, Oct. 6, 1996
4	*Brad Pyatt vs. Hou, Oct. 26, 2003
4	Griff Whalen at Ten, Sept. 27, 2015
4	Chester Rogers vs. Buf, Oct. 21, 2018

*= Rookie

LONGEST TOUCHDOWN RETURN

90t	Carl Taseff at G.B., Oct. 14, 1956
90t	T.J. Rushing at Oak, Dec. 16, 2007
84t	Nyheim Hines vs. Car, Dec. 22, 2019
84t	Clarence Verdin at Mia, Oct. 25, 1992
82t	Ray Buchanan vs. S.D., Nov. 3, 1996
82t	Terrence Wilkins vs. Jax, Sept. 24, 2006

SEASON

MOST (SEASON)

44	*Nesby Glasgow, 1979
42	*Dewell Brewer, 1994
41	Alvin Haymond, 1965
41	*Terrence Wilkins, 1999
40	Alvin Haymond, 1966
40	Robbie Martin, 1985

*= Rookie

MOST YARDAGE (SEASON)

443	Robbie Martin, 1985
403	Alvin Haymond, 1965
396	Howard Stevens, 1975
396	Clarence Verdin, 1990
388	*Terrence Wilkins, 1999

*= Rookie

HIGHEST AVERAGE (SEASON-14 MIN)

13.1	T.J. Rushing, 2007
12.9	Clarence Verdin, 1989
12.8	Clarence Verdin, 1990
12.6	Wendell Harris, 1964
11.8	Ron Gardin, 1970

HIGHEST AVERAGE (ROOKIE-14 MIN)

11.8	Ron Gardin, 1970
11.5	T.Y. Hilton, 2012
10.0	Jerry Logan, 1963
9.8	Marvin Harrison, 1996
9.5	Terrence Wilkins, 1999

MOST FAIR CATCHES (SEASON)

28	Chester Rogers, 2018
25	Troy Walters, 2005
22	T.J. Rushing, 2009
20	*Ron Gardin, 1970
20	Rick Volk, 1971
18	*T.Y. Hilton, 2012
18	Griff Whalen, 2015

*= Rookie

MOST TOUCHDOWNS (SEASON)

2	Nyheim Hines, 2019
2	Clarence Verdin, 1992

CAREER

PUNT RETURNS MOST (CAREER)

155	Clarence Verdin, 1988-93
119	Terrence Wilkins, 1999-01, 2003, 2006
112	Carl Taseff, 1953-61
109	Howard Stevens, 1975-77
108	Alvin Haymond, 1964-67

MOST YARDAGE (CAREER)

1,537	Clarence Verdin, 1988-93
1,065	Terrence Wilkins, 1999-01, 2003, 2006
1,012	Howard Stevens, 1975-77
911	Alvin Haymond, 1964-67
826	Carl Taseff, 1953-61

HIGHEST AVERAGE (CAREER-30 MIN)

13.5	Ron Gardin, 1970-71
11.8	Nyheim Hines, 2018-22
9.9	Clarence Verdin, 1988-93
9.8	T.Y. Hilton, 2012-20
9.7	Robbie Martin, 1985-86
9.3	Howard Stevens, 1975-77

MOST FAIR CATCHES (CAREER)

55	Rick Volk, 1967-75
54	Clarence Verdin, 1988-93
53	Troy Walters, 2002-05
47	Terrence Wilkins, 1999-01, 2003, 2006
45	Chester Rogers, 2016-18
42	Griff Whalen, 2013-15

MOST TOUCHDOWNS (CAREER)

4	Clarence Verdin, 1988-93
3	Terrence Wilkins, 1999-01, 03, 06
2	Nyheim Hines, 2018-19
2	Carl Taseff, 1953-62
1	Brewer/Gardin/Glasgow/Hilton/Logan/Martin/Rushing





REGULAR INDIVIDUAL

KICKOFF RETURNS

GAME

MOST (GAME)

9	Brandon James vs. S.D., Nov. 28, 2010
8	Aaron Bailey at S.D., Oct. 26, 1997
8	Terrence Wilkins at Bal, Dec. 2, 2001
8	Dominic Rhodes at K.C., Oct. 31, 2004
7	Nesby Glasgow at N.E., Nov. 18, 1979
7	Albert Bentley at NYJ, Dec. 10, 1988
7	Mark Stock vs. S.D., Nov. 3, 1996
7	Nate Jacquet at Min, Dec. 21, 1997
7	Troy Walters vs. NYG, Dec. 22, 2002
7	Dominic Rhodes vs. S.D., Dec. 18, 2005

MOST (ROOKIE-GAME)

9	Brandon James vs. S.D., Nov. 28, 2010
7	Nesby Glasgow at N.E., Nov. 18, 1979
7	Nate Jacquet at Min, Dec. 21, 1997
6	Bruce Laird vs. NYJ, Sept. 24, 1972
6	Nesby Glasgow vs. N.E., Oct. 28, 1979
6	Stacey Simmons at Phi, Sept. 30, 1990
6	Dominic Rhodes at K.C., Oct. 25, 2001
6	Pierre Garcon at Ten, Oct. 27, 2008
6	Dallis Flowers, at Dal, Dec. 4, 2022

MOST YARDAGE (GAME)

236	Dominic Rhodes vs. S.D., Dec. 26, 2004
213	Aaron Bailey vs. Sea, Sept. 14, 1997
212	Isaiah Rodgers Sr. at Cle, Oct. 11, 2020
199	Aaron Bailey at Cin, Dec. 22, 1996
195	Alvin Haymond vs. Phi, Nov. 21, 1965
188	Troy Walters vs. NYG, Dec. 22, 2002

MOST YARDAGE (GAME-ROOKIE)

212	Isaiah Rodgers Sr. at Cle, Oct. 11, 2020
181	Bruce Laird vs. NYJ, Sept. 24, 1972
177	Brad Pyatt at T.B., Oct. 6, 2003
175	Dallis Flowers at Min, Dec. 17, 2022
155	Lenny Lyles vs. Was, Oct. 26, 1958
153	Terrence Wilkins vs. Mia, Oct. 10, 1999
150	Pierre Garcon at Ten, Oct. 27, 2008
150	Brandon James vs. S.D., Nov. 28, 2010
150	Dallis Flowers, at Dal, Dec. 4, 2022

HIGHEST AVERAGE (GAME-2 MIN)

80.0	Jordan Todman at GB, Nov. 6, 2016
66.0	Aaron Bailey at Jax, Dec. 10, 1995
63.5	Preston Pearson at S.F., Oct. 13, 1968
62.0	Cotton Speyrer vs. Buf, Nov. 25, 1973
59.5	Johnny Sample vs. Chi, Oct. 2, 1960

TOUCHDOWNS ON OPENING KICKOFF COLTS

104	Buddy Young at Phi, Nov. 11, 1953
99	Jordan Todman at G.B., Nov. 6, 2016
96	Preston Pearson at S.F., Oct. 13, 1968
95	Ronald Humphrey at Pit, Sept. 18, 1994
95	Aaron Bailey at Jax, Dec. 10, 1995

TOUCHDOWNS ON OPENING KICKOFF OPPONENTS

99	Allen Carter vs. N.E., Dec. 21, 1975
96	Jacoby Ford at Oak, Dec. 26, 2010
95	Sammy Martin vs. N.E., Nov. 27, 1988
89	Darren Sproles at S.D., Nov. 11, 2007
84	Jerome Mathis at Hou, Sept. 23, 2007

SEASON

MOST (SEASON)

55	Aaron Bailey, 1997
53	Troy Walters, 2002
52	Terrence Wilkins, 2006
51	Terrence Wilkins, 1999
50	Nesby Glasgow, 1979
50	Clarence Verdin, 1993

MOST (ROOKIE)

51	Terrence Wilkins, 1999
50	Nesby Glasgow, 1979
31	Joe Lefeged, 2011
29	Bruce Laird, 1972
24	Isaiah Rodgers Sr., 2020
23	Dallis Flowers, 2022

MOST YARDAGE (SEASON)

1,272	Terrence Wilkins, 2006
1,206	Aaron Bailey, 1997
1,188	Dominic Rhodes, 2004
1,150	Troy Walters, 2002
1,134	Terrence Wilkins, 1999

MOST YARDAGE (ROOKIE)

1,134	Terrence Wilkins, 1999
1,126	Nesby Glasgow, 1979
843	Bruce Laird, 1972
715	Dallis Flowers, 2022
692	Isaiah Rodgers, 2020
578	Joe Lefeged, 2011

HIGHEST AVERAGE (SEASON-14 MIN)

35.4	Jim Duncan, 1970
35.1	Preston Pearson, 1968
32.0	Josh Cribbs, 2014
31.1	Dallis Flowers, 2022
30.7	Alvin Haymond, 1965
29.9	Jordan Todman, 2016

HIGHEST AVERAGE (ROOKIE-14 MIN)

31.1	Dallis Flowers, 2022
29.1	Bruce Laird, 1972
28.8	Isaiah Rodgers Sr., 2020
28.6	Brad Pyatt, 2003
27.1	Quan Bray, 2015
25.4	Dominic Rhodes, 2001

MOST TOUCHDOWNS (SEASON)

2	Lenny Lyles, 1958
2	Preston Pearson, 1968

CAREER

KICKOFF RETURNS MOST (CAREER)

176	Terrence Wilkins, 1999-01, 2003, 2006
169	Clarence Verdin, 1988-93
153	Aaron Bailey, 1994-98
148	Albert Bentley, 1985-91
137	Bruce Laird, 1972-81

MOST YARDAGE (CAREER)

4,017	Terrence Wilkins, 1999-01, 2003, 2006
3,501	Aaron Bailey, 1994-98
3,420	Clarence Verdin, 1988-93
3,406	Bruce Laird, 1972-81
3,175	Albert Bentley, 1985-91

HIGHEST AVERAGE (CAREER-30 MIN)

32.6	Jim Duncan, 1969-71
27.9	Johnny Sample, 1958-60
27.5	Buddy Young, 1953-55
27.4	Lenny Lyles, 1958, 61-69
27.2	Isaiah Rodgers Sr., 2020-22
26.8	Preston Pearson, 1967-68

LONGEST RETURNS

104t	Buddy Young at Phi, Nov. 15, 1953
103t	Lenny Lyles vs. Chi, Oct. 4, 1958
102t	Preston Pearson at Det, Nov. 10, 1968
101t	Lenny Lyles vs. Was, Oct. 26, 1958
101t	Cotton Speyrer vs. Buf, Nov. 25, 1973
101t	Deji Karim vs. Hou, Dec. 30, 2012
101t	Isaiah Rodgers Sr. at Cle, Oct. 11, 2020





REGULAR INDIVIDUAL

LONGEST NON-SCORING RETURN

Colts:

- 90 Kendall Williams at Cin, Oct. 2, 1983
- 90 Brad Pyatt at T.B., Oct. 6, 2003
- 89 Dallis Flowers vs. Pit., Nov. 28, 2022

Opp:

- 96 Joe Arenas at S.F., Dec. 16, 1956

MOST TOUCHDOWNS (CAREER)

- 2 Lenny Lyles, 1958, 1961-69
- 2 Preston Pearson, 1967-68
- 2 Jim Duncan, 1969-71
- 2 Aaron Bailey, 1994-97
- 2 Dominic Rhodes, 2001-06, 2008, 2010

PLAYS FROM SCRIMMAGE

ATTEMPTS

MOST ATTEMPTS (GAME)

- 42 Lydell Mitchell at NYJ, Oct. 20, 1974
- 42 Edgerrin James vs. NYJ, Nov. 16, 2003
- 39 Eric Dickerson vs. Buf, Dec. 18, 1988
- 39 Edgerrin James at Sea, Oct. 15, 2000
- 39 Edgerrin James at Jax, Dec. 11, 2005

MOST ATTEMPTS (ROOKIE-GAME)

- 38 Dominic Rhodes at Buf, Nov. 4, 2001
- 34 Edgerrin James vs. Dal, Oct. 31, 1999
- 33 Rodney Culver at N.E., Dec. 6, 1992
- 33 Edgerrin James at N.E., Sept. 19, 1999
- 33 Dominic Rhodes vs. S.F., Nov. 25, 2001
- 33 Dominic Rhodes vs. Den, Jan. 6, 2002
- 33 Kenton Keith vs. T.B., Oct. 7, 2007

MOST ATTEMPTS (SEASON)

- 450 Edgerrin James, 2000
- 431 Edgerrin James, 1999
- 424 Eric Dickerson, 1988
- 410 Marshall Faulk, 1998
- 404 Edgerrin James, 2005

MOST ATTEMPTS (ROOKIE)

- 431 Edgerrin James, 1999
- 366 Marshall Faulk, 1994
- 268 Jonathan Taylor, 2020**
- 267 Dominic Rhodes, 2001
- 266 Joseph Addai, 2006
- 240 Alan Ameche, 1955

MOST SEASONS 200+ ATTEMPTS

- 6 Edgerrin James, 1999-00, 2002-05
- 5 Lydell Mitchell, 1973-77
- 5 Marshall Faulk, 1994-98
- 4 Eric Dickerson, 1987-89, 1991
- 4 Jonathan Taylor, 2020-22, 2024**
- 3 Tom Matte, 1968-69, 1971
- 3 Curtis Dickey, 1980-81, 1983
- 3 Randy McMillan, 1983, 1985-86
- 3 Joseph Addai, 2006-07, 2009
- 3 Frank Gore, 2015-17

CONSC. SEASONS 200+ ATTEMPTS

- 5 Lydell Mitchell, 1973-77
- 5 Marshall Faulk, 1994-98
- 4 Edgerrin James, 2002-05
- 3 Eric Dickerson, 1987-89
- 3 Frank Gore, 2015-17
- 2 Addai/Ameche/Dickey/James/Matte/McMillan/Washington/Taylor

MOST ATTEMPTS (CAREER)

- 2544 Edgerrin James, 1999-05
- 1689 Lydell Mitchell, 1972-77
- 1686 Marshall Faulk, 1994-98
- 1,504 Jonathan Taylor, 2020-25
- 1449 Tom Matte, 1961-72
- 1431 Lenny Moore, 1956-67

YARDS

MOST YARDS (GAME)

- 267 Marshall Faulk at Bal, Nov. 29, 1998
- 254 Jonathan Taylor vs. Jax, Jan. 4, 2020**
- 240 Anthony Johnson vs. N.E., Nov. 15, 1992
- 229 Eric Dickerson vs. T.B., Dec. 27, 1987
- 228 Edgerrin James at Sea, Oct. 15, 2000
- 226 Joseph Addai vs. N.E., Nov. 4, 2007

MOST YARDS (ROOKIE-GAME)

- 254 Jonathan Taylor vs. Jax, Jan. 4, 2020**
- 213 Marshall Faulk vs. Was, Oct. 23, 1994
- 212 Lenny Moore vs. G.B., Oct. 28, 1956
- 209 Edgerrin James vs. Dal, Oct. 31, 1999
- 208 Joseph Addai vs. Phi, Nov. 26, 2006
- 199 Edgerrin James vs. K.C., Nov. 7, 1999
- 199 Edgerrin James at Phi, Nov. 21, 1999

MOST 100+ GAMES (SEASON)

- 15 Edgerrin James, 2000
- 13 Marshall Faulk, 1998
- 13 Edgerrin James, 2004
- 13 Edgerrin James, 2005
- 13 Jonathan Taylor, 2021**
- 12 Edgerrin James, 1999

MOST 100+ GAMES (ROOKIE)

- 12 Edgerrin James, 1999
- 9 Marshall Faulk, 1994
- 6 Joseph Addai, 2006
- 6 Jonathan Taylor, 2020**
- 5 Dominic Rhodes, 2001
- 5 T.Y. Hilton, 2012

MOST CONSC. 100+ GAMES

- 16 Lydell Mitchell, G8-14-1975/G1-Sep.1, 1976
- 13 Edgerrin James, G1-13, 2005
- 12 Edgerrin James, G1-12, 2000
- 10 Edgerrin James, G4-13, 2004
- 9 Marshall Faulk, G6-14, 1998
- 9 Edgerrin James, G7-15, 1999

MOST CONSC. 100+ GAMES (ROOKIE)

- 9 Edgerrin James, G7-15, 1999
- 3 Marshall Faulk, G8-10, 1994
- 3 Tony Loric, G7-9, 1964
- 2 Addai/Ameche/Brooks/Harrison/McMillan/Moore/Rhodes

MOST 100+ GAMES (CAREER)

- 75 Edgerrin James, 1999-05
- 59 Marvin Harrison, 1996-07
- 47 Lenny Moore, 1956-67
- 43 Reggie Wayne, 2001-14
- 42 Lydell Mitchell, 1972-77

MOST 150+ GAMES (SEASON)

- 7 Edgerrin James, 2000
- 6 Marshall Faulk, 1998
- 5 Lenny Moore, 1958
- 5 Eric Dickerson, 1988
- 5 Edgerrin James, 2004

MOST 150+ GAMES (ROOKIE)

- 4 Edgerrin James, 1999
- 3 Marshall Faulk, 1994
- 3 Dominic Rhodes, 2001
- 2 Alan Ameche, 1955
- 2 Jonathan Taylor, 2020**
- 1 Addai/Brooks/McMillan/Moore

MOST 150+ GAMES (CAREER)

- 25 Edgerrin James, 1999-05
- 16 Lenny Moore, 1956-67
- 13 Marshall Faulk, 1994-98
- 12 Eric Dickerson, 1987-91
- 12 T.Y. Hilton, 2012-2020
- 12 Jonathan Taylor, 2020-24**
- 11 Lydell Mitchell, 1972-77





REGULAR INDIVIDUAL

MOST YARDS (SEASON)

2,303	Edgerrin James, 2000
2,227	Marshall Faulk, 1998
2,171	Jonathan Taylor, 2021
2,139	Edgerrin James, 1999
2,036	Eric Dickerson, 1988
2,031	Edgerrin James, 2004

MOST YARDS (ROOKIE)

2,139	Edgerrin James, 1999
1,804	Marshall Faulk, 1994
1,468	Jonathan Taylor, 2020
1,406	Joseph Addai, 2006
1,328	Dominic Rhodes, 2001

MOST 1,000+ SEASONS

8	Marvin Harrison, 1999-06
8	Reggie Wayne, 2004-14
6	Lenny Moore, 1957-61, 1964
6	Edgerrin James, 1999-00, 2002-05
5	Lydell Mitchell, 1973-77
5	Marshall Faulk, 1994-98
5	T.Y. Hilton, 2013-18

MOST CONSC. 1,000+ SEASONS

8	Marvin Harrison, 1999-06
7	Reggie Wayne, 2004-10
5	Lenny Moore, 1957-61
5	Lydell Mitchell, 1973-77
5	Marshall Faulk, 1994-98

MOST 1,500+ SEASONS

5	Edgerrin James, 1999-00, 2003-05
4	Marshall Faulk, 1994-95, 1997-98
3	Lydell Mitchell, 1975-77
3	Marvin Harrison, 1999, 2001-02
2	Eric Dickerson, 1988-89
2	Jonathan Taylor, 2021, 2024

PCT. OF NET YARDAGE SEASONAL LEADERS

43.5	Marshall Faulk, 1998 (2,227-5,116)
41.8	Eric Dickerson, 1988 (2,036-4,870)
40.9	Marshall Faulk, 1994 (1,804-4,413)
38.8	Lydell Mitchell, 1977 (1,779-4,588)
38.6	Lydell Mitchell, 1975 (1,737-4,498)

MOST YARDS (CAREER)

14,608	Marvin Harrison, 1996-08
14,345	Reggie Wayne, 2001-14
12,065	Edgerrin James, 1999-05
11,213	Lenny Moore, 1956-67
9,487	T.Y. Hilton, 2012-21
9,275	Raymond Berry, 1955-67

SACKS

GAME

MOST (GAME)

4.5	Johnie Cooks at L.A. Raiders, Nov. 25, 1984
4	Chip Banks vs. Cle, Sept. 6, 1992
4	Duane Bickett at NYJ, Nov. 1, 1987
3.5	Duane Bickett at N.E., Dec. 6, 1992
3	(23 times) Last: DeForest Buckner vs. Hou, Dec. 21, 2020

MOST (ROOKIE-GAME)

3	Vernon Maxwell vs. Den, Sept. 11, 1983
2	(13 times) Last: T. Lewis, Dec. 16, 2018

SEASON

MOST (SEASON)

19.5	Robert Mathis, 2013
16	Dwight Freene, 2004
13.5	Dwight Freene, 2009
13	Dwight Freene, 2002
12	Chad Bratzke, 1999

MOST GAMES SACKS (SEASON)

12	Robert Mathis, 2013
11	Dwight Freene, 2009
11	Robert Mathis, 2005
10	Dwight Freene, 2002
10	Justin Houston, 2019
9	Dwight Freene, 2004
9	Dwight Freene, 2005
9	Robert Mathis, 2010
9	Erik Walden, 2016

MOST GAMES MULTI-SACKS (SEASON)

7	Robert Mathis, 2013
5	Chad Bratzke, 1999
5	Dwight Freene, 2004
4	Robert Mathis, 2006
4	Robert Mathis, 2008

MOST (ROOKIE)

13	Dwight Freene, 2002
11	Vernon Maxwell, 1983
7	Shaquille Leonard, 2018
6.5	Jonathan Newsome, 2014
6	Duane Bickett, 1985
5	Jon Hand, 1986

CAREER

MOST (CAREER)

123	Robert Mathis, 2003-16
107.5	Dwight Freene, 2002-12
50	Duane Bickett, 1985-93
40	Donnell Thompson, 1981-91
39	DeForest Buckner, 2020-24
37	Chad Bratzke, 1999-03

MOST GAMES SACKS (CAREER)

94	Robert Mathis, 2003-16
81	Dwight Freene, 2002-12
38	Duane Bickett, 1985-93
37	Donnell Thompson, 1982-91
32	Jon Hand, 1986-93

MOST GAMES MULTI-SACKS (CAREER)

29	Robert Mathis, 2003-16
25	Dwight Freene, 2002-12
10	Duane Bickett, 1986-93
10	Chad Bratzke, 1999-01

INTERCEPTIONS

GAME

MOST (GAME)

3	Bert Rechichar vs. Chi, Sept. 27, 1953
3	Tom Keane at Phi, Nov. 15, 1953
3	Tom Keane at L.A. Rams, Dec. 4, 1954
3	Gary Glick at Was, Nov. 26, 1961
3	Jerry Logan at NYJ, Oct. 18, 1970
3	Jackie Wallace at N.E., Sept. 12, 1976
3	Lyle Blackwood vs. NYJ, Nov. 20, 1977
3	Eugene Daniel vs. G.B., Oct. 27, 1985
3	Leonard Coleman vs. N.O., Oct. 12, 1986
3	Mike Prior vs. Phx, Dec. 20, 1992

MOST (ROOKIE-GAME)

2	(15 times) Most: Milt Davis (3)/Ray Brown (3)/Bobby Boyd (2)/Last: Clint Session at S.D., Nov. 11, 2007
---	---

MOST YARDS RETURNED (GAME)

121	*Milt Davis at Chi, Nov. 17, 1957
116	Andy Nelson vs. G.B., Nov. 2, 1958
115	Kenny Moore II at CAR, Nov. 5, 2023
113	Ray Buchanan at N.E., Dec. 11, 1994
107	Kelvin Hayden vs. Cin, Dec. 7, 2008
97	Eugene Daniel vs. NYJ, Oct. 29, 1995

* = Rookie





REGULAR INDIVIDUAL

HIGHEST RETURN AVERAGE (GAME-2 INT)

- 60.5 *Milt Davis at Chi, Nov. 17, 1957
- 58 Andy Nelson vs. G.B., Nov. 2, 1958
- 57.5 Kenny Moore II at CAR, Nov. 5, 2023**
- 56.5 Ray Buchanan at N.E., Dec. 11, 1994
- 53.5 Kelvin Hayden vs. Cin. Dec. 7, 2008
- 47.5 Dwight Lowery at Ten., Sept. 27, 2015

*= Rookie

LONGEST RETURN

- 97t Eugene Daniel vs. NYJ, Oct. 29, 1995
- 94t *Rick Volk at Chi, Oct. 8, 1967
- 94t *James Burroughs at Min, Dec. 12, 1982
- 90t Rick Volk at S.F., Oct. 13, 1968
- 90t *Steve Emtman at Mia, Oct. 25, 1992
- 90t Ray Buchanan at N.E., Dec. 11, 1994

*= Rookie

SEASON

MOST (SEASON)

- 11 Tom Keane, 1953
- 10 Milt Davis, 1957
- 10 Lyle Blackwood, 1977
- 9 Bobby Boyd, 1964
- 9 Bobby Boyd, 1965

MOST (ROOKIE)

- 10 Milt Davis, 1957
- 8 Ray Brown, 1958
- 7 Bobby Boyd, 1960
- 6 Rick Volk, 1967
- 6 Eugene Daniel, 1984

MOST GAMES INTERCEPTIONS (SEASON)

- 8 Bobby Boyd, 1964
- 7 Tom Keane, 1953
- 7 Milt Davis, 1957
- 7 Bobby Boyd, 1962, 1965
- 7 Ray Buchanan, 1994

MOST GAMES INTERCEPTIONS (ROOKIE)

- 7 Milt Davis, 1957
- 6 Eugene Daniel, 1984
- 5 Ray Brown, 1958
- 5 Bobby Boyd, 1960
- 5 Rick Volk, 1967

MOST CONSC. GAMES INTERCEPTIONS (ROOKIE)

- 3 Milt Davis, G1-3, 1957
- 3 Don Shinnick, G1-3, 1957
- 3 Eugene Daniel, G13-15, 1984
- 3 Malik Hooker, G2-4, 2017

MOST GAMES 2+ INTERCEPTIONS (ROOKIE)

- 3 Milt Davis, 1957
- 3 Ray Brown, 1958
- 2 Bobby Boyd, 1960
- 1 Brazziel/Daniel/Eggers/Jones/Nelson/Session/Volk

MOST YARDS RETURNED (SEASON)

- 225 Keith Taylor, 1989
- 221 Ray Buchanan, 1994
- 219 Milt Davis, 1957
- 199 Andy Nelson, 1958
- 185 Bobby Boyd, 1964

MOST YARDS RETURNED (ROOKIE)

- 219 Milt Davis, 1957
- 149 Ray Brown, 1958
- 145 Rick Volk, 1967
- 132 Bobby Boyd, 1960
- 94 James Burroughs, 1982

HIGHEST RETURN AVERAGE (ROOKIE-4 INT)

- 24.2 Rick Volk, 1967
- 21.9 Milt Davis, 1957
- 18.9 Bobby Boyd, 1960
- 18.6 Ray Brown, 1958

HIGHEST RETURN AVERAGE (SEASON-4 INT)

- 36.5 Lyle Blackwood, 1978
- 32.1 Keith Taylor, 1989
- 32.0 Gary Brackett, 2007
- 31.5 Jackie Wallace, 1975
- 30.3 Nick Harper, 2003

MOST TOUCHDOWNS (SEASON)

- 3 Ray Buchanan, 1994
- 2 Milt Davis*, 1957
- 2 Jerry Logan, 1965, 1970
- 2 Jackie Wallace, 1975
- 2 Lyle Blackwood, 1978
- 2 Jason Belsler, 1996
- 2 Cato June, 2005
- 2 Kelvin Hayden, 2010
- 2 Darius Butler, 2012
- 2 Kenny Moore II#, 2023**

*= Rookie

#= Single Game

CAREER

MOST (CAREER)

- 57 Bobby Boyd, 1960-68
- 37 Don Shinnick, 1957-68
- 35 Eugene Daniel, 1984-96
- 34 Jerry Logan, 1963-72
- 32 Andy Nelson, 1957-63

MOST GAMES INTERCEPTIONS (CAREER)

- 48 Bobby Boyd, 1960-68
- 31 Jerry Logan, 1963-72
- 31 Eugene Daniel, 1984-96
- 29 Rick Volk, 1967-75
- 28 Don Shinnick, 1957-68

MOST CONSC. GAMES INTERCEPTIONS (CAREER)

- 5 Ray Buchanan, G10-14, 1994
- 4 Carl Taseff, G8-11, 1958
- 4 Don Shinnick, G11-12-1959/G1-2-1960
- 4 Charlie Stukes, G2-5, 1971

MOST GAMES 2+ INTERCEPTIONS (CAREER)

- 9 Bobby Boyd, 1960-68
- 9 Don Shinnick, 1957-68
- 6 Milt Davis, 1957-60
- 6 Andy Nelson, 1957-63
- 5 Stan White, 1972-79

MOST YARDS RETURNED (CAREER)

- 994 Bobby Boyd, 1960-68
- 518 Rick Volk, 1967-75
- 423 Eugene Daniel, 1984-96
- 410 Milt Davis, 1960-68
- 397 Jerry Logan, 1963-72

HIGHEST RETURN AVERAGE (CAREER-12 INT)

- 22.5 Jason Belsler, 1992-00
- 22.2 Ray Buchanan, 1993-94
- 20.5 Gary Brackett, 2003-11
- 19.9 Bruce Laird, 1972-81
- 19.6 Lyle Blackwood, 1977-80

MOST TOUCHDOWNS (CAREER)

- 5 Jerry Logan, 1963-72
- 4 Bobby Boyd, 1960-68
- 4 Kenny Moore III, 2017-24**
- 3 Milt Davis, 1957-60
- 3 Andy Nelson, 1957-63
- 3 Ray Buchanan, 1993-94
- 3 Eugene Daniel, 1984-96
- 3 Jason Belsler, 1992-00
- 3 Kelvin Hayden, 2005-10
- 3 Darius Butler, 2012-17

CONSC. GAMES WITH TOUCHDOWNS

- 2 Ray Buchanan, G13-14, 1994





REGULAR INDIVIDUAL

PUNTING

GAME

MOST (GAME)

12	Chris Gardocki at Buf, Oct. 6, 1996
11	Cotton Davidson at Chi, Oct. 10, 1954
11	Joe Don Looney at S.F., Nov. 29, 1964
11	David Lee at Mia, Nov. 11, 1973
11	David Lee at N.E., Oct. 19, 1975

MOST (ROOKIE-GAME)

11	Cotton Davidson at Chi, Oct. 10, 1954
11	Joe Don Looney at S.F., Nov. 29, 1964
9	Ray Brown at Chi, Nov. 16, 1958
9	David Lee vs. L.A. Rams, Nov. 27, 1966

MOST PUNT YARDS (GAME)

551	Chris Gardocki at Buf, Oct. 6, 1996
517	Pat McAfee vs. N.O., Oct. 25, 2015
462	Rohn Stark at Den, Dec. 11, 1983
456	Rohn Stark at N.E., Oct. 2, 1988
451	Pat McAfee vs. Atl, Nov. 6, 2011

MOST PUNT YARDS (GAME-ROOKIE)

445	Joe Don Looney at S.F., Nov. 29, 1964
425	Cotton Davison at Chi, Oct. 10, 1954
409	David Lee vs. L.A. Rams, Nov. 27, 1966
405	Ray Brown at Chi, Nov. 16, 1958
339	Pat McAfee vs. N.E., Nov. 15, 2009

PUNTS BLOCKED (GAME)

2	David Lee at Mia, Nov. 11, 1973
---	---------------------------------

MOST TOUCHBACKS (GAME)

4	Rohn Stark at Buf, Oct. 20, 1985
4	Rohn Stark vs. Mia, Nov. 6, 1993
4	Rohn Stark at T.B., Sept. 11, 1994

MOST INSIDE 20 (GAME)

6	Pat McAfee vs. Den, Oct. 20, 2013
5	Rigoberto Sanchez vs Chi, Sept. 22, 2024
5	David Lee at Stl, Dec. 4, 1976
5	Rohn Stark at N.E., Nov. 11, 1990
5	Pat McAfee vs. Hou, Dec. 20, 2015

HIGHEST AVERAGE GAME (3 MIN)

57.7	Hunter Smith at Hou, Sept. 23, 2007
56.8	Matt Haack, vs. WAS, Oct. 30, 2022
56.7	Pat McAfee vs. N.E., Nov. 16, 2014
56.5	Hunter Smith at K.C., Sept. 3, 2000
56.3	David Lee* vs. S.F., Sept. 25, 1966

*= Rookie

SEASON

MOST (SEASON)

99	Bucky Dilts, 1979
98	Rohn Stark, 1984
92	David Lee, 1978
91	Rohn Stark, 1983
88	Pat McAfee, 2011

MOST (ROOKIE)

84	Rigoberto Sanchez, 2017
72	Cotton Davidson, 1954
64	Pat McAfee, 2009
58	Hunter Smith, 1999
54	Ray Brown, 1958

MOST PUNT YARDS (SEASON)

4,383	Rohn Stark, 1984
4,124	Rohn Stark, 1983
4,098	Pat McAfee, 2011
4,052	Pat McAfee, 2015
3,764	Rigoberto Sanchez, 2017

MOST PUNT YARDS (ROOKIE)

3,764	Rigoberto Sanchez, 2017
2,837	Pat McAfee, 2009
2,678	Cotton Davidson, 1954
2,467	Hunter Smith, 1999
2,233	David Lee, 1966

HIGHEST AVERAGE (SEASON-32 MIN)

49.7	Rigoberto Sanchez, 2024
49.3	Pat McAfee, 2016
48.3	Rigoberto Sanchez, 2023
48.2	Pat McAfee, 2012
47.7	Pat McAfee, 2015
46.7	Pat McAfee, 2014
46.6	Pat McAfee, 2011

HIGHEST AVERAGE (ROOKIE-32 MIN)

45.6	David Lee, 1966
44.8	Rigoberto Sanchez, 2017
44.4	Rohn Stark, 1982 (9-game season)
44.3	Pat McAfee, 2009
43.0	Tom Gilburg, 1961

40.0+ GAMES (SEASON-3 PUNT MIN)

16	Pat McAfee, 2011
16	Pat McAfee, 2015
15	Chris Gardocki, 1998
15	Rigoberto Sanchez, 2024
14	Rohn Stark, 1983
14	Pat McAfee, 2012
14	Pat McAfee, 2014
14	Rigoberto Sanchez, 2023

50.0+ GAMES (SEASON-3 PUNT MIN)

8	Rigoberto Sanchez, 2024
5	Pat McAfee, 2012
5	Pat McAfee, 2016
4	Pat McAfee, 2011
4	Pat McAfee, 2015
4	Pat McAfee, 2016
4	Rigoberto Sanchez, 2020
4	Rigoberto Sanchez, 2023

PUNTS BLOCKED (SEASON)

2	David Lee (3), 1973, 1977, 1978
2	Bucky Dilts, 1979
2	Mike Bragg, 1980
2	Rohn Stark (2), 1985, 1987
2	Hunter Smith, 1999

MOST TOUCHBACKS (SEASON)

14	Rohn Stark, 1985
13	Rohn Stark, 1993
12	David Lee, 1967
12	Rohn Stark, 1982
12	Hunter Smith, 2001

MOST TOUCHBACKS (ROOKIE)

12	Rohn Stark, 1982
8	Hunter Smith, 1999
6	Pat McAfee, 2009
4	Brown/Sherer

MOST INSIDE 20 (SEASON)

30	Pat McAfee, 2014
28	Pat McAfee, 2015
28	Rigoberto Sanchez, 2017
27	Pat McAfee, 2013
27	Rigoberto Sanchez, 2017
26	Hunter Smith, 2002
26	Pat McAfee, 2012

CAREER

MOST (CAREER)

985	Rohn Stark, 1982-94
838	David Lee, 1966-78
577	Hunter Smith, 1999-08
575	Pat McAfee, 2009-16
447	Rigoberto Sanchez, 2017-25





REGULAR INDIVIDUAL

MOST PUNT YARDS (CAREER)

- 43,162 Rohn Stark, 1982-94
- 34,019 David Lee, 1966-78
- 26,669 Pat McAfee, 2009-16
- 25,040 Hunter Smith, 1999-08

20,242 Rigoberto Sanchez, 2020-24

HIGHEST AVERAGE (CAREER-75 MIN)

46.4 Pat McAfee, 2009-16

46.3 Rigoberto Sanchez, 2017-24

44.8 Chris Gardocki, 1995-98

43.8 Rohn Stark, 1982-94

43.4 Hunter Smith, 1999-08

PUNTS BLOCKED (CAREER)

11 David Lee, 1966-78

7 Rohn Stark, 1982-94

5 Hunter Smith, 1999-08

4 Pat McAfee, 2009-16

3 Rigoberto Sanchez, 2017-24

2 Bragg/Dilts

40.0+ GAMES (CAREER-3 PUNT MIN)

144 Rohn Stark, 1982-94

104 Pat McAfee, 2009-16

96 David Lee, 1966-78

90 Hunter Smith, 1999-08

83 Rigoberto Sanchez, 2017-24

46 Chris Gardocki, 1995-98

50.0+ GAMES (CAREER-3 PUNT MIN)

23 Pat McAfee, 2009-16

18 Rigoberto Sanchez, 2017-24

16 Rohn Stark, 1982-94

14 Hunter Smith, 1999-08

6 David Lee, 1966-78

4 Chris Gardocki, 1995-98

MOST TOUCHBACKS (CAREER)

111 Rohn Stark, 1982-94

79 David Lee, 1966-78

61 Hunter Smith, 1999-08

49 Pat McAfee, 2009-16

25 Chris Gardocki, 1995-98

MOST INSIDE 20 (CAREER, SINCE 1976)

224 Rohn Stark, 1982-94

193 Hunter Smith, 1999-08

193 Pat McAfee, 2009-16

170 Rigoberto Sanchez, 2017-25

80 Chris Gardocki, 1995-98

LONGEST PUNTS

79 Rigoberto Sanchez, at S.F., Oct. 24, 2021

76 David Lee, at NYG, Oct. 7, 1971

74 Pat McAfee vs. Chi, Oct. 9, 2016

72 Rohn Stark, at Mia, Sept. 23, 1984

72 Chris Gardocki at S.D., Oct. 27, 1997

72 Pat McAfee at Den, Sept. 18, 2016

LONGEST PUNTS (ROOKIE)

64 Joe Don Looney at Det, Oct. 25, 1964

64 David Lee vs. S.F., Sept. 25, 1966

64 David Lee at L.A. Rams, Oct. 30, 1966

62 Joe Don Looney at L.A. Rams, Nov. 22, 1964

61 Tom Gilburg vs. L.A. Rams, Sept. 17, 1961

61 Hunter Smith vs. Was, Dec. 19, 1999

61 Rigoberto Sanchez at Sea, Oct. 3, 2017

FUMBLES

MOST RECOVERIES (GAME)

2 (22 times) Last: Josh Mallard vs. Dal, Nov. 17, 2002

MOST CONSECUTIVE GAMES RECOVERIES

3 Shaquille Leonard, G3-5, 2021

3 Fred Cook, G8-10, 1975

2 (43 times) Last: Darius Leonard, G4-5, 2021

LONGEST FUMBLE RETURNS

95t Chukie Nwokorie at NYJ, Sept. 9, 2001

78t Quentin Coryatt at Pit, Sept. 18, 1994

75t Tony Bennett vs. Hou, Sept. 4, 1994

68t Gary Brackett at Hou, Oct. 5, 2008

64t Stan White vs. Buf, Dec. 12, 1976

MOST RECOVERIES (SEASON)

6 Barney Poole, 1953

6 Stan White, 1973





REGULAR TEAM

WIN-LOSS-TIE

WINS

MOST WINS (SEASON)

14	2005	11	2012
14	2009	11	2013
13	1968	11	2014
13	1999	11	2020
13	2007	10	1965
12	1964	10	1971
12	2003	10	1975
12	2004	10	1977
12	2006	10	2000
12	2008	10	2002
11	1967	10	2010
11	1970	10	2018
11	1976		

MOST CONSECUTIVE WINS

23	Nov. 2, 2008 vs. N.E. to Dec. 17, 2009 at Jax
13	Sept. 11, 2005 at Bal to Dec. 11, 2005 at Jax
11	Sept. 20, 1964 at G.B. to Nov. 29, 1964 vs. S.F.
11	Oct. 26, 1975 at NYJ to Sept. 19, 1976 vs. Cin
11	Oct. 17, 1999 at NYJ to Dec. 12, 1999 at Cle

MOST CONSECUTIVE HOME WINS

13	Oct. 12, 2008 vs. Bal to Dec. 13, 2009 vs. Den
12	Jan. 1, 2006 vs. Ari to Oct. 7, 2007 vs. T.B.
11	Nov. 8, 2004 vs. Min to Dec. 4, 2005 vs. Ten

MOST CONSECUTIVE ROAD WINS

11	Nov. 9, 2008 at Pit to Dec. 17, 2009 at Jax
7	Sept. 23, 1968 at Atl to Dec. 15, 1968 at L.A. Rams
7	Sept. 11, 2005 at Bal to Dec. 11, 2005 at Jax

MOST CONSECUTIVE GAMES WITHOUT LOSS

23	Nov. 2, 2008 vs. N.E. to Dec. 17, 2009 at Jax
15	Dec. 18, 1966 at S.F. to Dec. 10, 1967 vs. N.O.

LOSSES

MOST LOSSES (SEASON)

15 1991

MOST CONSECUTIVE LOSSES

14 Sept. 13, 1981 vs. Buf to Dec. 13, 1981 at Was

MOST CONSECUTIVE HOME LOSSES

9 Sept. 22, 1974 vs. G.B. to Oct. 12, 1975 vs. Buf

MOST CONSECUTIVE ROAD LOSSES

12 Sept. 20, 1981 at Den to Dec. 26, 1982 at S.D.

TIES

MOST TIED GAMES (SEASON)

2 1967

MOST CONSECUTIVE TIES

2 Oct. 15, 1967 vs. L.A. Rams to Oct. 22, 1967 at Min

SCORING

POINTS

COLTS MOST (QUARTER)

31	vs. Mia, Dec. 14, 1997 (2nd)
28	(7 times) Last: at T.B., Oct. 6, 2003 (4th)
27	(3 times) Last: at Cin, Dec. 7, 1980 (4th)
24	(9 times) Last: vs Ten, Dec. 22, 2024 (2nd)
23	at Bal, Dec. 9, 2007 (1st)

OPP MOST (QUARTER)

33	at Dal, Dec. 4, 2022
28	vs. Cle, Dec. 1, 1991
28	at Stl, Dec. 30, 2001
28	at Pit, Oct. 26, 2014
27	at N.E., Nov. 18, 1979

COLTS MOST (HALF)

45	vs. Den, Oct. 31, 1988 (1)
42	vs. L.A. Rams, Nov. 25, 1956 (2)
38	vs. G.B., Oct. 13, 1957 (2)
37	at Bal, Dec. 9, 2007 (1)

OPP MOST (HALF)

42	at Jax, Dec. 13, 2015 (2)
38	at Chi, Oct. 21, 1956 (2)
37	vs. Chi, Nov. 25, 1962 (2)
37	at N.E., Nov. 23, 1980 (2)
36	at Sea, Oct. 1, 2017 (2)

COLTS MOST (GAME)

58	vs. Buf, Dec. 12, 1976
56	vs. L.A., Rams Nov. 25, 1956
56	vs. G.B., Nov. 2, 1958
55	vs. Den, Oct. 31, 1988
55	at N.O., Sept. 28, 2003

OPP MOST (GAME)

62	at N.O., Oct. 23, 2011
59	at N.E., Nov. 18, 2012
58	at Chi, Oct. 21, 1956
57	vs. Chi, Nov. 25, 1962
54	at Dal, Dec. 4, 2022

COLTS (SEASON)

MOST		FEWEST	
522	2004	113	1982
458	2014	131	1954
451	2020	143	1991
451	2021	182	1953
450	2007	189	1993

OPP (SEASON)

MOST		FEWEST	
533	1981	140	1971
486	2001	144	1968
444	1998	198	1967
430	2011	203	1958
427	2022	221	1977
427	2024		

LARGEST VICTORY MARGIN

56	vs. G.B., Nov. 2, 1958 (Colts 56, Packers 0)
52	vs. Chi, Sept. 27, 1964 (Colts 52, Bears 0)
44	vs. Atl, Dec. 1, 1968 (Colts 44, Falcons 0)
43	at Buf, Oct. 10, 1971 (Colts 43, Bills 0)
42	at Atl, Nov. 12, 1967 (Colts 49, Falcons 7)

LARGEST DEFEAT MARGIN

57	vs. Chi, Nov. 25, 1962 (Bears 57, Colts 0)
55	at N.O., Oct. 23, 2011 (Saints 62, Colts 7)
48	vs. L.A. Rams, Sept. 26, 1954 (Rams 48, Colts 0)
44	at Mia, Nov. 11, 1973 (Dolphins 44, Colts 0)
43	at L.A. Rams, Dec. 5, 1953 (Rams 45, Colts 2)

MOST POINTS BOTH TEAMS

89	vs. Chi, Oct. 4, 1958 (Colts 51, Bears 38)
85	at Chi, Oct. 21, 1956 (Colts 58, Bears 27)
85	at Pit, Oct. 26, 2014 (Steelers 51, Colts 34)
83	at N.E., Nov. 18, 2012 (Patriots 59, Colts 24)
82	at Cin, Nov. 20, 2005 (Colts 45, Bengals 37)

FEWEST POINTS BOTH TEAMS

6	vs. Buf, Dec. 1, 74 (Bills 6, Colts 0)
6	vs. NYJ, Oct. 11, 87 (Colts 6, Jets 0)
6	at N.E., Dec. 6, 92 (Colts 6, Patriots 0)
6	at Jax, Dec. 2, 2018 (Jaguars 6, Colts 0)
9	vs. NYJ, Oct. 11, 1992 (Colts 6, Jets 3)

MOST SHUTOUTS (SEASON)

COLTS:	
3	1968/1971

OPP:

3 1972

MOST CONSC. SHUTOUTS (OPP)

2	Sept. 4 - Sept. 10, 1978
2	Nov. 21, - Nov. 28, 1982
2	Nov. 1 - Nov. 8, 1992





REGULAR TEAM

COLTS MOST CONSC. GAMES SCORING

375	Jan. 2, 1994 to Oct. 16, 2017
104	Oct. 24, 1954 to Nov. 18, 1962
90	Dec. 12, 1965 to Oct. 8, 1972
61	Nov. 27, 1983 to Nov. 15, 1987
55	Nov. 29, 1987 to Sept. 8, 1991
54	Dec. 2, 2017 to Sept. 11, 2022

OPP MOST CONSC. GAMES SCORING

176	Dec. 21, 1997 to Dec. 18, 2008
161	Nov. 1, 1976 to Oct. 4, 1987
86	Sept. 13, 2009 to Oct. 9, 2014
81	Dec. 13, 1992 to Dec. 7, 1997
68	Oct. 31, 1988 to Nov. 29, 1992

TOUCHDOWNS

COLTS MOST (GAME)

8	vs. L.A., Rams Nov. 25, 1956
8	vs. G.B., Nov. 2, 1958
7	(10 times) Last: vs. Was, Nov. 30, 2014
6	(29 times) Last: vs. LV, Oct. 45, 2025

OPP MOST (GAME)

8	at Chi, Oct. 21, 1956
8	vs. Chi, Nov. 25, 1962
8	at N.O., Oct. 23, 2011
8	at N.E., Nov. 18, 2012
8	at Dal, Dec. 4, 2022
7	at Min, Sept. 28, 1969
7	at Pit, Oct. 26, 2014
7	at Jax, Dec. 13, 2015
7	at Dal, Dec. 4, 2022

COLTS MOST PASSING (GAME)

6	at N.O., Sept. 28, 2003
6	at Det., Nov. 25, 2004
5	vs. G.B., Nov. 2, 1958
5	at Dal, Oct. 30, 1960
5	vs. Min, Dec. 16, 1962
5	at Min, Nov. 14, 1965
5	vs. Det, Oct. 16, 1966
5	vs. Buf, Oct. 4, 1987
5	vs. Atl, Dec. 14, 2003
5	vs. G.B., Sept 26, 2004
5	at K.C., Oct. 31, 2004
5	vs. Hou, Nov. 14, 2004
5	vs. Was, Nov. 30, 2014

OPP MOST PASSING (GAME)

7	at Min, Sept. 28, 1969
6	vs. NYJ, Sept. 24, 1972
6	at Pit, Oct. 26, 2014
5	at Chi, Oct. 21, 1956
5	at S.D., Dec. 26, 1982
5	at Pit, Sept. 8, 1985
5	at N.O., Oct. 23, 2011
5	at Dal, Dec. 21, 2014

COLTS MOST RUSHING (GAME)

5	at Det, Oct. 19, 1958
5	vs. Was, Nov. 2, 1969
5	vs. Hou, Nov. 1, 1976
5	vs. Buf, Oct. 6, 1985
5	vs. Den, Oct. 31, 1988

OPP MOST RUSHING (GAME)

5	vs. Cle, Nov. 1, 1959
5	vs. Oak, Sept. 10, 2000

COLTS (SEASON)

	MOST		FEWEST
66	2004	12	1982
54	1964	14	1954
	2007	14	1991
53	1958	16	1993
	2005	22	1974
53	2009		
	2014		
52	1975		
	2018		
	2021		

OPP (SEASON)

	MOST		FEWEST
68	1981	16	1968
57	2001	18	1971
54	1978	21	1967
52	1998	25	1966
50	1984	25	1970

COLTS RUSH TDS (SEASON)

	MOST		FEWEST
29	1964	3	1991
28	1975	4	1954
26	1976	4	1982
24	1958	4	1993
23	1971	6	2015
	1988		

OPP RUSH TDS (SEASON)

	MOST		FEWEST
30	1981	5	1967
23	1991	6	1968
22	2023	6	1970
21	1953	6	1987
21	1978, 1954	7	1966

COLTS PASS TDS (SEASON)

	MOST		FEWEST
51	2004	6	1982
42	2014	9	1954
39	2018	9	1974
34	2009	10	1971
	2018		1991
33	1959		1993
	2000		
	2010		
32	2007		
	2016		

OPP PASS TDS (SEASON)

	MOST		FEWEST
37	1981	6	2008
31	1983	8	1960
31	1984	9	1958
30	2001	9	1968
27	2024	9	1971
29	1978		
	2015		
	2019		

MOST RETURN TDS (SEASON)

	COLTS		OPP
7	1994	8	1973
6	1968	7	2001
	1970	6	1977
5	(12 times)		1980
4	(5 times)		2010
			2017
		5	(6 times)
		4	(13 times)

MOST DEFENSIVE TDS (SEASON)

	COLTS		OPP
5	1975	6	1973
	1994		2001
	2015		2017
4	(13 times)	5	2014
3	(9 times)	4	(10 times)
		3	(9 times)

MOST KICK RETURN TDS (SEASON)

	COLTS		OPP
3	1970	4	2007
	1989	3	1977
2	(10 times)		1979
			2006
		2	(9 times)

POINTS AFTER TOUCHDOWNS

COLTS (GAME)

8	vs. L.A Rams, Nov. 25, 1956
8	vs. G.B., Nov. 2, 1958

OPP (GAME)

8	at N.O., Oct. 23, 2011
7	at N.E., Nov. 18, 2012
7	at Chi, Oct. 21, 1956
7	at Min, Sept. 28, 1969
7	at Pit, Oct. 26, 2014





REGULAR TEAM

COLTS (SEASON)

MOST		FEWEST	
64	2004	11	1982
53	1964	12	1954
52	2005	14	1991
51	1975	15	1993
	2010	21	1997
50	2009		
	2014		
	2021		

OPP (SEASON)

MOST		FEWEST	
65	1981	15	1968
53	1978	17	1971
52	2001	21	1967
49	2011	24	2005
47	1984	25	1966
			1970
			2008

FIELD GOALS

COLTS MOST (GAME)

5	at L.A. Rams, Dec. 4, 1954
5	vs. S.F., Sept. 25, 1966
5	at Phi, Oct. 30, 1983
5	vs. Mia, Sept. 25, 1988
5	at Buf, Sept. 21, 1997
5	vs. Den, Jan. 6, 2002
5	vs. Bal, Oct. 13, 2002
5	at Ten, Dec. 7, 2003
5	vs. Ten, Dec. 1, 2013
5	vs. Chi, Oct. 9, 2016
5	at Min, Dec. 17, 2022
5	at Bal, Sept. 24, 2023
5	vs. Den, Sept. 14, 2025

OPP MOST (GAME)

7	at NYJ, Oct. 14, 2018
5	at Was, Nov. 18, 1973
5	at N.E., Dec. 3, 1989
5	vs. Cin, Sept. 3, 1995
5	at S.D., Oct. 26, 1997
5	vs. NYJ, Dec. 23, 2001
5	vs. Mia, Dec. 31, 2006
5	at Min, Sept. 14, 2008
5	at Bal, Nov. 22, 2009
5	vs. S.D., Nov. 28, 2010
5	vs. Hou, Dec. 11, 2016
5	at Ten, Oct. 16, 2017

COLTS MOST ATT (GAME)

7	at L.A. Rams, Dec. 4, 1954
---	----------------------------

OPP MOST ATT (GAME)

7	at NYJ, Oct. 14, 2018
7	at N.E., Dec. 3, 1989
6	at NYJ, Nov. 29, 1981
6	at Buf, Sept. 9, 1990
6	at S.D., Oct. 26, 1997
6	vs. NYJ, Dec. 23, 2001
6	at Min, Sept. 14, 2008
6	at Bal, Nov. 22, 2009

COLTS (SEASON)

MOST		FEWEST	
37	2003	3	1956
36	1996	5	1958
35	2013	6	1959
34	1999	7	1953
33	2023	7	1957
32	1997		
	2020		

OPP (SEASON)

MOST		FEWEST	
34	2016	5	1971
33	2008	6	1958
32	1989	6	1975
32	1990	8	1956
31	2010	9	(3 times)

2017

COLTS MOST ATT (SEASON)

41	1997
40	1996/2013
39	1961/63/66/72
38	1999
37	1967/2003/2020/2024

OPP MOST ATT (SEASON)

43	1989/1990
40	2016
38	1995/2008/2017/2024
37	1998
36	2001/2009/2010

COLTS FEWEST ATT (SEASON)

14	1958
16	1956
17	1978

OPP FEWEST ATT (SEASON)

10	1975
14	1955
16	1953
17	1958

TOTAL FIRST DOWNS

TOTAL FIRST DOWNS

COLTS MOST (GAME)

34	vs. Hou, Sept. 17, 2006
33	vs. NYJ, Dec. 15, 1974
33	vs. Hou, Dec. 23, 2007
33	at Hou, Sept. 11, 2022
32	at Mia, Nov. 15, 1987

OPP MOST (GAME)

36	at S.F., Oct. 18, 1998
36	at N.O., Oct. 23, 2011
34	at Min, Sept. 28, 1969
34	at Phi, Nov. 15, 1981
34	at Pit, Oct. 26, 2014

COLTS FEWEST (GAME)

4	at Mia, Nov. 11, 1973
5	at N.E., Nov. 11, 1990
6	at L.A. Rams, Dec. 5, 1953
6	vs. Det, Nov. 6, 1954

OPP FEWEST (GAME)

3	vs. S.F., Nov. 22, 1959
4	at Buf, Oct. 10, 1971
5	vs. S.F., Oct. 13, 1963
5	vs. Stl, Sept. 17, 1972

MOST BOTH TEAMS

60	at Pit, Oct. 26, 2014
59	at Bal, Oct. 11, 2021
58	vs. NYJ, Nov. 4, 2021
58	vs. Hou, Sept. 30, 2018
57	vs. NYJ, Dec. 15, 1974
56	at K.C., Oct. 31, 2004
55	at Hou, Nov. 29, 2009
55	vs. Ten, Nov. 29, 2020
54	at Mia, Nov. 15, 1987

FEWEST BOTH TEAMS

19	at Buf, Dec. 1, 1974
19	at N.E., Nov. 11, 1990
19	at N.E., Nov. 6, 2022
21	at Mia, Nov. 11, 1973

COLTS (SEASON)

MOST		FEWEST	
379	2004	152	1982
376	2006	157	1953
371	2014	169	1954
366	2010	206	1955





REGULAR TEAM

364 2020 216 1956

OPP (SEASON)

MOST		FEWEST	
406	1981	166	1971
353	2016	188	1958
346	2023	195	1959
344	2022		1959
343	1984/2011/2024	197	1960

RUSHING FIRST DOWNS

COLTS MOST (GAME)

18	at Det, Oct. 19, 1958
18	vs. S.F., Nov. 22, 1959
18	vs. Buf, Oct. 6, 1985
18	vs. Den, Sept. 30, 2007
18	at Buf, Nov. 21, 2021

OPP MOST (GAME)

19	vs. Mia, Oct. 29, 1972
19	vs. Dal, Dec. 6, 1981
18	at G.B., Oct. 18, 1953

COLTS FEWEST (GAME)

0	vs. L.A., Rams Nov. 27, 1966
0	at N.E., Nov. 11, 1990
0	vs. Phi, Dec. 19, 1993
0	vs. Ari, Jan. 1, 2006
0	vs. S.D., Nov. 28, 2010
0	vs. Stl, Nov. 10, 2013
0	at Dal, Dec. 21, 2014
0	at Pit, Dec. 6, 2015
0	vs. Hou, Oct. 21, 2019

OPP FEWEST (GAME)

0	vs. Chi, Oct. 5, 1957
0	vs. S.F., Oct. 13, 1963
0	at Buf, Oct. 10, 1971
0	at T.B., Sept. 11, 1994
0	at Ari, Sept. 27, 2009
0	at Min, Dec. 18, 2016

COLTS (SEASON)

MOST		FEWEST	
154	2021	55	1991
153	1988	62	1982
146	1983	64	1960
133	1976	66	1954
131	1975	69	2009
131	1985	69	2011
131	2019		

OPP (SEASON)

MOST		FEWEST	
162	1981	60	1971
153	1978	65	1959
151	1993	69	1957
150	2006	70	1958
140	1980	70	1969
	1991		

PASSING FIRST DOWNS

COLTS MOST (GAME)

23	at Jax, Oct. 3, 2010
23	vs. Hou, Sept. 30, 2018
22	vs. NYJ, Dec. 15, 1974
22	at N.E., Nov. 21, 2010
22	vs. Mia, Nov. 4, 2012
22	at Jax, Sept. 21, 2014
22	vs. Jax, Oct. 16, 2022

OPP MOST (GAME)

25	vs. NYJ, Nov. 4, 2021
25	at Pit, Oct. 26, 2014
24	at Min, Sept. 28, 1969
24	at Mia, Sept. 15, 1985
24	vs. Mia, Dec. 9, 1984
22	at S.F., Oct. 18, 1998
22	at Bal, Oct. 11, 2021

COLTS FEWEST (GAME)

1	at Cle, Sept. 16, 1973
1	vs. Buf, Oct. 13, 1974
1	at Mia, Nov. 23, 1975

OPP FEWEST (GAME)

1	at G.B., Nov. 24, 1991
1	at Hou, Sept. 22, 2002

COLTS (SEASON)

MOST		FEWEST	
253	2010	66	1953
251	2014	79	1963
241	2006	80	1982
	2009	90	1954
238	2004	92	1995
237	2018		
236	2014		

OPP (SEASON)

MOST		FEWEST	
225	2016	89	1982
214	1981	95	1953
210	2015	95	1971
209	2004	98	1955
207	2019	98	1960

PENALTY FIRST DOWNS

COLTS MOST (GAME)

9	vs. Pit, Oct. 30, 1977
7	vs. G.B., Nov. 2, 1958
7	vs. Det, Nov. 19, 1967
7	vs. Buf, Dec. 17, 1978
7	vs. Pit, Sept. 14, 1980
7	at Ten, Sept. 19, 2004
7	at Phi, Nov. 7, 2010
7	at Pit, Oct. 26, 2014
7	vs. Den, Nov. 8, 2015

OPP MOST (GAME)

7	at Ten, Nov. 12, 2020
6	(11 times) vs. Den, Oct. 27, 2019

COLTS (SEASON)

MOST		FEWEST	
47	2004	10	1982
44	2019	11	1956
42	2012	12	1962
40	2014		
39	2015		
38	2016		
	2018		

OPP (SEASON)

MOST		FEWEST	
35	2016	8	1996
34	1980	11	1960
33	2012		1971
	2017		2009
32	1983	12	1958
	2003		1959
	2015		
	2020		
31	2014		
	2023		

NET YARDS

GAME

COLTS MOST

595	at Atl, Nov. 12, 1967
576	vs. Min, Dec. 16, 1962
574	vs. L.A. Rams, Nov. 25, 1956
567	vs. Ten, Dec. 5, 2004
555	vs. Buf, Sept. 23, 2001

OPP MOST

639	at Pit, Oct. 26, 2014
622	at Min, Sept. 28, 1969
597	at S.F., Dec. 13, 1953





REGULAR TEAM

590 at K.C., Oct. 31, 2004
 583 at Dal, Sept. 4, 1978

COLTS FEWEST

69 vs. Det, Nov. 6, 1954
 70 at L.A. Rams, Dec. 5, 1953
 86 at N.E., Oct. 23, 1977
 88 at Buf, Nov. 28, 1982
 99 at S.D., Nov. 1, 1992

OPP FEWEST

49 at Buf, Oct. 10, 1971
 89 vs. T.B., Oct. 3, 1976
 94 at N.E., Dec. 6, 1992
 97 at Was, Nov. 26, 1961
 113 vs. Was, Sept. 25, 1960

MOST BOTH TEAMS

1,095 at K.C., Oct. 31, 2004
 1,087 at Pit, Oct. 26, 2014
 1,036 at Bal, Oct. 11, 2021
 1,018 vs. NYJ, Nov. 4, 2021
 997 vs. L.A. Rams, Nov. 25, 1956
 985 vs. NYJ, Sept. 24, 1972
 964 at G.B., Nov. 15, 1959

FEWEST BOTH TEAMS

324 at N.E., Nov. 6, 2022
 328 at Buf, Dec. 1, 1974
 346 at NYJ, Nov. 11, 1984
 355 vs. NYJ, Oct. 29, 1995
 359 at N.E., Dec. 6, 1992
 373 at Buf, Oct. 20, 1985

SEASON

COLTS

MOST		FEWEST	
6,506	2014	2,483	1982
6,475	2004	2,716	1953
6,179	2018	2,934	1954
6,141	2000	3,464	1955
6,092	2010	3,506	1973

OPP

MOST		FEWEST	
6,793	1981	2,852	1971
6,140	2024	3,284	1958
6,126	2016	3,296	1982
6,066	2015	3,317	1960
5,988	2012	3,377	1968
5,947	2023		

OFFENSIVE PLAYS

GAME

COLTS MOST

90 at Hou, Sept. 11, 2022
 89 vs. G.B., Oct. 7, 2012
 88 at S.F., Sept. 22, 1963
 88 vs. Mia, Dec. 14, 1975
 87 vs. Den, Nov. 10, 1974
 86 vs. T.B., Oct. 3, 1976

OPP MOST

88 vs. N.E., Oct. 29, 1989
 86 at T.B., Oct. 4, 1992
 86 at Min, Dec. 17, 2022
 85 vs. Dal, Dec. 6, 1981
 84 vs. Hou, Sept. 30, 2018
 84 at Min, Sept. 28, 1969
 84 vs. Buf, Dec. 13, 1987
 84 at Mia, Sept. 21, 2009
 84 at Hou, Sept. 17, 2023

COLTS FEWEST

35 at Mia, Sept. 21, 2009
 37 vs. Den Dec. 21, 2003
 38 at Buf Nov. 28, 1982
 41 vs. Mia Oct. 28, 1990
 41 at N.E. Oct. 8, 2000

OPP FEWEST

34 vs. NYJ, Nov. 16, 2003
 38 vs. Ten, Dec. 28, 2008
 39 at S.F., Sept. 22, 1963
 40 at Chi, Sept. 21, 1975
 40 vs. T.B., Oct. 7, 2007

SEASON

COLTS

MOST		FEWEST	
1,117	1979	596	1982
1,109	2012	840	1964
1,105	2014	849	1966
1,094	2023	851	1968
1,088	2010	860	1970

OPP

MOST		FEWEST	
1,137	2023	605	1982
1,116	1984	746	1971
1,112	2024	818	1967
1,111	1981	827	1963
1,109	1989	847	1973
1,090	1994		

RUSHING

RUSHING ATTEMPTS

COLTS MOST (GAME)

60 vs. S.F., Nov. 22, 1959
 58 at NYJ, Oct. 20, 1974
 58 at Atl, Nov. 17, 1974
 57 at NYJ, Nov. 11, 1984
 53 vs. Hou, Nov. 1, 1976
 53 at Phi, Oct. 30, 1983

OPP MOST (GAME)

66 vs. Dal, Dec. 6, 1981
 58 at N.E., Dec. 26, 1993
 56 at G.B., Oct. 18, 1953
 56 at Buf, Nov. 28, 1982
 53 at Mia, Oct. 27, 1974

COLTS FEWEST (GAME)

10 vs. Ari 1/1/2006
 10 vs. Ten 12/30/2007
 10 at Hou 9/12/2010
 10 at Pit 10/26/2014
 10 at Dal 12/21/2014

OPP FEWEST (GAME)

9 at Jax 11/17/2019
 11 at Buf 10/10/1971
 11 at NYJ 12/7/1997
 12 at Den 12/11/1983
 12 vs. T.B. 10/7/2007
 12 at Ari 9/27/2009
 12 at Jax 11/8/2012
 12 vs. Cin 10/19/2014

COLTS (SEASON)

MOST		FEWEST	
601	1983	293	1982
566	1977	335	1990
565	1976	345	1960
545	1988	354	1991
536	1973	364	1991
	1975		

OPP (SEASON)

MOST		FEWEST	
------	--	--------	--





REGULAR TEAM

662	1978	325	1959
607	1981	331	1958
575	1993	348	1982
574	1980	352	1971
559	1984	375	1957
			1968

RUSHING YARDS

COLTS MOST (GAME)

335	vs. Ten, Dec. 22, 2024
318	vs. G.B., Oct. 28, 1956
316	at Det, Oct. 19, 1958
305	at Cle, Nov. 11, 1956
299	vs. Hou, Dec. 22, 1985
281	vs. Buf, Oct. 6, 1985

OPP MOST (GAME)

375	at Jax, Dec. 10, 2006
354	vs. Dal, Dec. 6, 1981
352	at K.C., Dec. 23, 2012
315	at Mia, Nov. 11, 1973
313	at Min, Sept. 13, 1964

MOST BOTH TEAMS

548	vs. L.A. Rams, Nov. 22, 1953
510	vs. Dal, Dec. 6, 1981
469	at Chi, Oct. 16, 1955
454	at L.A. Rams, Dec. 9, 1961
449	vs. Den, Sept. 30, 2007

FEWEST BOTH TEAMS

87	at Den, Sept. 26, 2010
97	vs. Pit, Oct. 31, 1971
106	vs. Cle, Sept. 6, 1992
109	vs. N.E., Nov. 1, 1998
115	at NYJ, Oct. 18, 1970

COLTS FEWEST (GAME)

1	at Dal, Dec. 21, 2014
4	vs. Det, Sept. 22, 1991
11	vs. Ari, Jan. 1, 2006
18	vs. Stl, Nov. 10, 2013
19	vs. L.A. Rams, Sept. 26, 1954
19	vs. N.E., Nov. 16, 2014

OPP FEWEST (GAME)

4	at Buf, Oct. 10, 1971
15	vs. Pit, Nov. 3, 1957
17	vs. T.B., Oct. 7, 2007
20	vs. G.B., Oct. 28, 1956
20	at Cle, Oct. 14, 1996

COLTS (SEASON)

MOST		FEWEST	
2,695	1983	1,044	1982
2,540	2021	1,102	1992
2,439	1985	1,169	1991
2,331	2024	1,274	2008
2,309	1976	1,275	1954
2,249	1988		

OPP (SEASON)

MOST		FEWEST	
3,010	1978	1,113	1971
2,768	2006	1,174	1957
2,665	1981	1,291	1958
2,566	1998	1,339	1968
2,521	1993	1,400	1969

RUSHING AVERAGE

COLTS BEST (GAME)

8.67	vs. NYJ, Nov. 4, 2021
8.52	at Bal, Nov. 29, 1998
8.00	at G.B., Nov. 13, 1954
7.95	vs. G.B., Oct. 28, 1956
7.80	at G.B., Sept. 15, 2024
7.80	vs. Dal, Dec. 6, 1981

OPP BEST (GAME)

8.93	at Jax, Dec. 10, 2006
8.12	at Min, Nov. 17, 1963
8.00	at Det, Nov. 25, 2004
8.00	at K.C., Dec. 23, 2012
7.77	vs. L.A. Rams, Nov. 22, 1953

COLTS LEAST (GAME)

0.10	at Dal, Dec. 21, 2014
0.29	vs. Det, Sept. 22, 1991
1.04	vs. T.B., Nov. 29, 2015
1.10	vs. Ari, Jan. 1, 2006
1.12	vs. L.A. Rams, Sept. 26, 1954

OPP LEAST (GAME)

0.36	at Buf, Oct. 10, 1971
0.50	vs. Pit, Nov. 3, 1957
0.96	vs. Det, Sept. 29, 1957
1.11	vs. G.B., Oct. 28, 1956
1.11	at Cle, Oct. 14, 1962

COLTS (SEASON)

MOST		FEWEST	
5.1	1956	2.9	1992
5.1	2021	3.3	1979
5.0	1985	3.3	1970
4.7	1958	3.3	1991
	2024		
4.6	1961	3.4	1996
4.5	1983	3.4	2008
	2001		
	2019		

OPP (SEASON)

MOST		FEWEST	
5.3	2006	3.1	1957
5.2	1953	3.2	1971
5.1	2012	3.5	1969
4.8	1959	3.5	1995
4.7	1998	3.6	(6 times)

PASSING

PASSING ATTEMPTS

COLTS MOST (GAME)

62	vs. Hou, Sept. 30, 2018
59	at N.E., Oct. 4, 2018
59	at Was, Nov. 7, 1993
58	vs. Jax, Oct. 16, 2022
57	at NYJ, Nov. 16, 1986
57	at Hou, Sept. 12, 2010
56	at S.D., Nov. 11, 2007
55	at Jax, Oct. 15, 2023
54	vs. NYJ, Dec. 15, 1974
54	at S.D., Sept. 26, 1999
54	at N.E., Oct. 8, 2000
54	at Det, Dec. 2, 2012

OPP MOST (GAME)

62	at NYJ, Oct. 18, 1970
57	vs. Hou, Sept. 4, 1994
57	at Den, Sept. 26, 2010
56	at Min, Sept. 28, 1969
56	vs. Ten, Dec. 18, 2011

COLTS FEWEST (GAME)

7	at L.A. Rams, Dec. 18, 1965
8	vs. Mia, Dec. 9, 1973
11	vs. Ten, Dec. 22, 2024
11	at Atl, Nov. 17, 1974
12	vs. Chi, Sept. 25, 1955





REGULAR TEAM

12 at G.B., Sept. 20, 1964

OPP FEWEST (GAME)

9 at Hou, Oct. 23, 2005
 11 at N.E., Dec. 26, 1993
 12 vs. Chi, Nov. 3, 1963
 12 at Buf, Oct. 13, 1991
 12 vs. Buf, Nov. 12, 2006

COLTS (SEASON)

MOST		FEWEST	
679	2010	266	1955
661	2014	279	1956
644	2018	283	1982
628	2012	300	1973
619	2015	313	1954

OPP (SEASON)

MOST		FEWEST	
598	1994	246	1982
585	2015	297	1956
583	2009	298	1960
582	2016	312	1974
569	1995	313	1972

COMPLETIONS

COLTS MOST (GAME)

42 vs. Jax, Oct. 16, 2022
 40 at Hou, Sept. 12, 2010
 40 vs. Hou, Sept. 30, 2018
 39 vs. Cin, Sept. 9, 2018
 38 at N.E., Oct. 4, 2018
 38 at N.E., Nov. 21, 2010
 37 at Was, Nov. 7, 1993
 37 vs. Ten, Nov. 3, 2002

OPP MOST (GAME)

40 at Pit, Oct. 26, 2014
 38 vs. Ten, Dec. 18, 2011
 37 at Bal, Oct. 11, 2021
 37 at Den, Sept. 26, 2010
 36 at Min, Sept. 28, 1969
 34 at NYJ, Oct. 18, 1970
 34 vs. Buf, Oct. 8, 1989
 34 vs. G.B., Sept. 26, 2004
 34 at Bal, Sept. 11, 2005
 34 at N.E., Oct. 4, 2018
 34 at Pit, Dec. 27, 2020

COLTS FEWEST (GAME)

3 at L.A. Rams, Dec. 18, 1965
 3 vs. Cle, Sept. 26, 1971
 3 vs. Buf, Dec. 17, 1978
 3 at Buf, Nov. 28, 1982

OPP FEWEST (GAME)

4 vs. Was, Oct. 26, 1958
 4 vs. T.B., Oct. 3, 1976

COLTS (SEASON)

MOST		FEWEST	
450	2010	126	1953
432	2018	134	1955
410	2014	137	1973
402	2009	142	1982
393	2008	158	1956

OPP (SEASON)

MOST		FEWEST	
394	2019	138	1982
384	2018	144	1960
378	2016	158	1955
	2024		
372	2009	161	1961
370	2023	165	1953
369	2020		1956

PASSING YARDS

COLTS MOST (GAME-GROSS)

472 at K.C., Oct. 31, 2004
 469 vs. Min, Dec. 16, 1962
 464 vs. Hou, Sept. 30, 2018
 440 vs. Jax, Sept. 25, 2000
 433 at Hou, Sept. 12, 2010
 433 vs. Mia, Nov. 4, 2012

OPP MOST (GAME-GROSS)

538 at Min, Sept. 28, 1969
 522 at Pit, Oct. 26, 2014
 496 vs. NYJ, Sept. 24, 1972
 476 at Den, Sept. 26, 2010
 474 at T.B., Dec. 8, 2019
 469 vs. T.B., Oct. 16, 1988

MOST BOTH TEAMS (GROSS)

922 at Pit, Oct. 26, 2014
 872 vs. NYJ, Sept. 24, 2012
 861 at K.C., Oct. 31, 2004
 844 at Bal, Oct. 11, 2021
 839 vs. Hou, Sept. 30, 2018
 801 at Den, Sept. 26, 2010
 787 vs. G.B., Sept. 26, 2004

FEWEST BOTH TEAMS (GROSS)

124 vs. Buf, Dec. 17, 1978
 128 at Buf, Nov. 28, 1982
 142 at Mia, Nov. 23, 1975
 144 at N.E., Oct. 19, 1975

COLTS FEWEST (GAME-GROSS)

21 at Cle, Nov. 11, 1956
 35 vs. Mia, Dec. 9, 1973
 44 vs. Buf, Oct. 18, 1974
 49 vs. Cle, Sept. 26, 1971
 53 vs. L.A. Rams, Nov. 22, 1953

OPP FEWEST (GAME-GROSS)

46 vs. Was, Oct. 26, 1958
 46 at Buf, Dec. 1, 1974
 47 vs. Hou, Oct. 14, 1979
 48 at Hou, Oct. 23, 2005
 50 at G.B., Nov. 24, 1991

COLTS MOST (GAME-NET)

472 at K.C., Oct. 31, 2004
 451 vs. Min, Dec. 16, 1962
 440 vs. Jax, Sept. 25, 2000
 437 vs. Hou, Sept. 30, 2018
 426 at Atl, Nov. 12, 1967
 419 vs. Atl, Sept. 17, 1967
 419 at Hou, Sept. 12, 2010
 419 vs. Mia, Nov. 4, 2012

OPP MOST (GAME-NET)

530 at Min, Sept. 28, 1969
 522 at Pit, Oct. 26, 2014
 522 vs. Chi, Oct. 9, 2016
 490 vs. NYJ, Sept. 24, 1972
 472 at Den, Sept. 26, 2010

COLTS FEWEST (GAME-NET)

1 vs. Buf, Oct. 13, 1974
 4 at Cle, Sept. 16, 1973
 5 at Cle, Nov. 11, 1956
 9 vs. L.A. Rams, Nov. 22, 1953
 11 at N.E., Oct. 23, 1977

OPP FEWEST (GAME-NET)

6 at Hou, Oct. 23, 2005





REGULAR TEAM

13	vs. T.B., Oct. 3, 1976
16	vs. Was., Oct. 26, 1958
23	at N.E., Dec. 6, 1992
27	vs. Hou., Oct. 14, 1979

COLTS (SEASON-GROSS)

MOST		FEWEST	
5,062	2014	1,613	1982
4,732	2004	1,625	1953
4,700	2010	1,746	1973
4,605	2009	1,795	1955
4,595	2018	1,995	1954

OPP (SEASON-GROSS)

MOST		FEWEST	
4,411	2016	1,920	1982
4,365	2015	2,027	1971
4,232	2004	2,068	1960
4,231	2019	2,248	1958
4,228	1981	2,288	1955
4,142	2024		

COLTS (SEASON-NET)

MOST		FEWEST	
4,894	2014	1,257	1953
4,623	2004	1,439	1982
4,609	2010	1,475	1973
4,515	2009	1,631	1955
4,461	2018	1,659	1954

OPP (SEASON-NET)

MOST		FEWEST	
4,200	2016	1,726	1960
4,128	1981	1,739	1971
4,114	2015	1,823	1982
3,982	2019	1,913	1961
3,944	2017	1,993	1958
3,899	2024		

MOST BOTH TEAMS (NET)

918	vs. Chi., Oct. 9, 2016
907	at Pit., Oct. 26, 2014
859	at K.C., Oct. 31, 2004
822	vs. NYJ, Sept. 24, 1972
797	at Den., Sept. 26, 2010

FEWEST BOTH TEAMS (NET)

54	at N.E., Oct. 19, 1975
81	at Mia., Nov. 23, 1975
86	vs. Buf., Dec. 17, 1978
109	vs. Hou., Oct. 14, 1979
112	at Buf., Oct. 14, 1973

COMPLETION PERCENTAGE

COLTS BEST (GAME-20 ATT)

85.3	at Jax., Dec. 18, 2008 (29-34)
83.9	vs. Atl., Dec. 14, 2003 (26-31)
83.3	at Buf., Oct. 16, 1994 (20-24)
82.6	vs. Cle., Sept. 25, 2005 (19-23)
82.1	at Den., Oct. 29, 2006 (32-39)

OPP BEST (GAME-20 ATT)

96.7	at N.O., Dec. 16, 2019 (29-30)
95.0	at Jax., Sept. 13, 2020 (20-27)
90.5	at Dal., Dec. 21, 2014 (18-20)
88.6	at N.O., Oct. 23, 2011 (31-35)
86.4	at N.O., Nov. 18, 2001 (19-22)
86.2	vs. Oak., Oct. 28, 1973 (25-29)
86.0	at Bal., Oct. 11, 2021 (37-43)
85.7	at Hou., Sept. 21, 1980 (18-21)

COLTS (SEASON)

BEST		WORST	
67.38	2005	39.50	1953
67.21	2020	45.67	1973
67.18	2008	49.87	1983
67.08	2018	50.00	1906
66.98	2004	50.12	1984

OPP (SEASON)

BEST		WORST	
71.20	2011	45.87	1961
70.84	2018	46.28	1958
70.10	2019	47.38	1977

69.4	2024	48.32	1960
68.40	2008	48.72	1959
67.39	2005		

SACKS ALLOWED

COLTS MOST (GAME)

12	vs. Stl., Oct. 26, 1980
10	vs. T.B., Sept. 9, 1979
9	at N.E., Nov. 6, 2022
8	at Buf., Dec. 1, 1974
8	vs. N.E., Nov. 26, 1978
8	vs. Sea., Sept. 14, 1997
8	at Det., Nov. 23, 1997

OPP MOST (GAME)

11	at L.A. Rams, Nov. 22, 1964
11	vs. Cle., Sept. 6, 1992
10	at Buf., Nov. 13, 1977
10	at K.C., Nov. 2, 1980
10	vs. Jax., Oct. 22, 2017

COLTS (SEASON)

MOST		FEWEST	
62	1997	13	2009
58	1984	14	1999
57	1991		2004
56	2017		2008
		15	2006
		16	2010

OPP (SEASON)

MOST		FEWEST	
59	1975	11	1982
57	1964	13	1981
56	1976	20	2000
51	2023	21	1974
47	1966, 1977	21	1993

YARDS LOST - SACKS

COLTS YDS LOST SACKS (GAME)

91	vs. N.E., Nov. 26, 1978
73	vs. K.C., Sept. 28, 1970
73	vs. Stl., Oct. 26, 1980
72	at Buf., Dec. 1, 1974
72	vs. Cle., Dec. 1, 1991

OPP YDS LOST SACKS (GAME)

102	at L.A. Rams, Nov. 22, 1964
97	at Min., Sept. 23, 1962
76	at Buf., Oct. 10, 1971
75	at Min., Nov. 17, 1963
74	at NYJ, Oct. 26, 1975
74	vs. T.B., Oct. 3, 1976

COLTS (SEASON)

MOST		FEWEST	
487	1991	86	2008
480	1978	89	2006
436	1984	90	2009
424	1990	91	2010
418	1997	95	2005

OPP (SEASON)

MOST		FEWEST	
496	1975	97	1982
489	1964	100	1981
461	1976	121	1993
407	1961	155	1959
401	1966	157	2006

TURNOVERS

PASSES HAD INTERCEPTED

COLTS MOST (GAME)

8	vs. NYJ, Sept. 23, 1973
6	at G.B., Oct. 8, 1961
6	vs. Mia., Sept. 10, 1978
6	at S.D., Nov. 11, 2007

OPP MOST (GAME)





REGULAR TEAM

7 vs. L.A. Rams, Dec. 4, 1954
 7 vs. Chi, Oct. 2, 1960

MOST BOTH TEAMS

9 at Phi, Nov. 15, 1953
 9 at NYJ, Oct. 18, 1970
 9 vs. NYJ, Sept. 23, 1973

COLTS (SEASON)**MOST**

30 1978 7
 29 1961 8
 28 1998 9
 27 1953 2006
 27 1966 2017
 1969 10 (6 times)
 11 (5 times)

FEWEST

2021
 1975
 1964
 2006
 2017
 (6 times)
 (5 times)

OPP (SEASON)**MOST**

40 1959 5
 35 1958 8
 32 1967 8
 30 1960 9
 30 1977 1990

FEWEST

1982
 1998
 2011
 1990

FUMBLES**COLTS MOST (GAME)**

7 vs. Mia, Oct. 23, 1983
 6 at NYJ, Nov. 14, 1971
 6 vs. NYJ, Sept. 28, 1986
 6 at NYJ, Nov. 16, 1986
 6 vs. Jax, Nov. 23, 2014

OPP MOST (GAME)

8 at N.E., Oct. 7, 1973

COLTS (SEASON)**MOST**

41 1986 8
 38 1978 10
 37 1972 11
 36 1979 13
 1987 2006
 2008
 14 2005
 2007
 2010
 2013

FEWEST

2020
 1998
 2009
 1967
 2006
 2008
 2005
 2007
 2010
 2013

OPP (SEASON)**MOST**

43 1987 11
 42 1953 11
 41 1986 14
 37 2002 15
 36 1978 16
 2004 2000
 2001
 2019

FEWEST

2012
 1982
 1970
 2011
 2000
 2001
 2019

FUMBLES LOST**COLTS MOST (GAME)**

5 at Det, Oct. 20, 1957
 5 at G.B., Sept. 29, 1963

OPP MOST (GAME)

5 vs. L.A. Rams, Nov. 23, 1958

COLTS (SEASON)**MOST**

25 1963 4
 22 1972 2013
 21 1953 5 1998
 1979 2007
 20 1986 2008
 1993 2009
 6 2017
 7 2004
 2016
 8 1955
 1967
 1988
 2005
 2010

FEWEST

2013
 2020
 1998
 2007
 2008
 2009
 2017
 2004
 2016
 1955
 1967
 1988
 2005
 2010

OPP (SEASON)**MOST**

27 1953 3
 25 1987 6 2012
 1982

FEWEST

2012
 1982

22 1973 7 2017
 21 1976 8 1961
 20 1978 1967
 1988 2000
 2015
 2019

TOTAL TURNOVERS**COLTS MOST (GAME)**

8 at G.B., Oct. 8, 1961 (6i/2f)
 8 vs. Cle, Sept. 26, 1971 (5i/3f)
 8 vs. NYJ, Sept. 23, 1973 (8i)

OPP MOST (GAME)

9 vs. L.A. Rams, Nov. 23, 1958 (5f/4i)
 9 at L.A. Rams, Dec. 4, 1954 (7i/2f)
 8 at S.F., Nov. 29, 1954 (5i/3f)
 8 vs. Chi, Oct. 2, 1960 (7i/1f)
 8 at Phi, Nov. 15, 1963 (6i/2f)

COLTS (SEASON)**MOST**

48 1953 14 2013
 47 1978 15 2017
 44 1962 2020
 42 1961 17 2008
 40 1979 18 1975
 19 1964
 2005
 2006
 2007

FEWEST

2013
 2017
 2020
 2008
 1975
 1964
 2005
 2006
 2007

OPP (SEASON)**MOST**

56 1953 11 1982
 52 1958 15 2012
 49 1959 17 2011
 47 1977 19 1998
 45 1987 20 2017

FEWEST

1982
 2012
 2011
 1998
 2017

TURNOVER DIFFERENTIAL**COLTS (SEASON)****BEST**

+30 1958
 +26 1959
 +23 1975
 +22 1964
 +21 1977

WORST

-18 1961
 -14 1969
 -14 1993
 -14 1998
 -13 1974
 -13 2001

PENALTIES**GAME****COLTS MOST**

16 at Den, Dec. 11, 1983
 15 at Buf, Sept. 18, 1983
 14 at K.C., Sept. 2, 1979
 14 at Buf, Sept. 21, 1997

OPP MOST

19 vs. Buf, Sept. 23, 2001
 17 vs. Pit, Oct. 30, 1977
 16 vs. Chi, Dec. 5, 1965
 15 vs. Chi, Nov. 21, 1954
 15 at NYJ, Sept. 8, 1996
 15 vs. S.D., Nov. 3, 1996
 15 at N.E., Sept. 19, 1999

COLTS FEWEST

0 vs. S.F., Oct. 26, 1969
 0 at GB, Sept. 10, 1966
 0 vs. NYJ, Oct. 30, 1994
 0 at K.C., Dec. 15, 1996
 0 at Cle, Dec. 26, 1999
 0 vs. CAR, Dec. 22, 2019

OPP FEWEST

0 at L.A. Rams, Dec. 18, 1965





REGULAR TEAM

0 vs. Stl, Oct. 12, 1964

SEASON

COLTS

	MOST		FEWEST	
137	1979	51	1960	
122	1992	52	1967	
120	1983	52	1982	
	2018	53	1956	
108	2015	55	1958	
106	1981			
	1997			
	1998			
	2004			

OPP

	MOST		FEWEST	
133	2015	58	1963	
131	2018	59	1960	
130	1999		1964	
128	2012		1982	
125	2016	60	1957	
123	2003		1958	

YARDS PENALIZED - GAME

COLTS MOST

153	at Buf, Sept. 18, 1983
151	at Buf, Oct. 19, 1986
131	at Ten, Oct. 23, 2016
127	at Chi, Oct. 16, 1955
126	at Mia, Oct. 15, 1987

OPP MOST

148	vs. Chi, Nov. 21, 1954
146	vs. N.E., Nov. 4, 2007
145	at Jax, Oct. 2, 2016
142	vs. Chi, Dec. 5, 1965
139	vs. Dal, Oct. 15, 1972

YARDS PENALIZED - SEASON

COLTS

	MOST		FEWEST	
1,239	1979	433	1982	
986	1983	458	1967	
958	1992	483	1973	
953	2018	504	1960	
943	1995	507	1956	

OPP

	MOST		FEWEST	
1,208	2012	466	1982	
1,168	2015	486	1956	
1,159	2016	538	1960	
1,115	2018	543	2008	
1,093	1999	546	1957	

PUNTS

PUNTS (GAME)

COLTS MOST

12	at NYJ, Sept. 25, 1977
12	at Buf, Oct. 6, 1996
11	at Chi, Oct. 10, 1954
11	at S.F., Nov. 29, 1964
11	at Mia, Nov. 11, 1973
11	at N.E., Oct. 19, 1975

OPP MOST (GAME)

11	vs. NYJ Sept. 19, 1971
11	at K.C. Sept. 2, 1979
11	at Buf Oct. 6, 1996
11	vs. Hou Dec. 1, 2002
11	vs. Cin Oct. 19, 2014

MOST BOTH TEAMS

23	at Buf. Oct. 6, 1996
21	at K.C. Sept. 2, 1979

20 vs. Den Spet. 11, 1983

20 vs. Hou Dec. 1, 2002

20 vs. N.O. Oct. 25, 2015

COLTS FEWEST

0	vs. Cle., Nov. 1, 1959
0	vs. Det., Nov. 19, 1967
0	at S.D., Nov. 7, 1976
0	vs. N.E., Sept. 1, 1991
0	vs. Buf., Sept. 23, 2001
0	vs. Ten., Dec. 5, 2004
0	at Hou., Oct. 23, 2005
0	at Jax., Sept. 13, 2001
0	vs. Mia, Sept. 7, 2025
0	vs. Den, Sept. 14, 2025

OPP FEWEST

0	at S.F. 12/13/53
0	vs. G.B. 11/6/60
0	at Dal 9/4/78
0	at Phi 11/15/81
0	at Buf 9/9/90
0	vs. Jax 12/2/07

PUNTS (SEASON)

COLTS

	MOST		FEWEST	
101	1979	42	1961	
98	1984	46	1982	
94	1978	48	2006	
91	1983	49	1966	
88	2011		1967	
			1968	
			2020	

OPP

	MOST		FEWEST	
95	1979	41	1982	
90	2014	47	1973	
			2006	
88	1971	48	1981	
83	1975	50	1959	
	1999	52	2004	
	2014			
82	1987			
	2000			

PUNTING AVERAGE

COLTS (SEASON)

	BEST		WORST	
48.41	2016	34.47	1957	
47.67	2015	36.21	1979	
47.57	2012	37.14	1974	
47.55	2023	37.19	1954	
46.7	2014	37.29	1958	

OPP (SEASON)

	BEST		WORST	
47.52	2016	35.74	1978	
47.50	2014	36.21	1977	
47.04	2012	36.89	1976	
46.41	1960	37.17	1987	
46.30	2019	37.40	1973	

INTERCEPTION RETURN YDS.

INTERCEPTION RETURN YARDS

COLTS MOST (GAME)

144	vs. G.B., Nov. 2, 1958
138	at Chi, Nov. 17, 1957
136	at S.F., Oct. 13, 1968
135	vs. Cle, Dec. 10, 1989
126	at N.E., Dec. 11, 1994

OPP MOST (GAME)

162	at Den, Nov. 27, 1977
161	at G.B., Oct. 19, 2008





REGULAR TEAM

143 vs. S.D., Nov. 4, 1984
 132 vs. N.E., Nov. 15, 1992
 129 vs. NYJ, Dec. 15, 1974

COLTS (SEASON)

MOST		FEWEST	
577	1959	75	1985
514	1958	87	1974
493	1975	97	1998
483	1968	100	2016
453	1967	106	1969

OPP (SEASON)

MOST		FEWEST	
545	2001	101	2023
529	1978	109	2020
469	1953	111	1975
461	1992	117	1983
438	1966	119	1964, 2011

COLTS MOST TDS

4 1959/1965/1968/1975/1996/2012/2015/2020
 3 1967/1970/1994/2023

OPP MOST TDS

6 2001
 4 1973/1992/2010/2017

148 at G.B., Oct. 14, 1956
 141 vs. S.D., Nov. 3, 1996
 124 at N.E., Nov. 11, 1990
 111 vs. Buf, Nov. 25, 2012

OPP MOST (GAME)

145 vs. Stl, Nov. 10, 2013
 123 at K.C., Nov. 2, 1980
 117 vs. N.E., Nov. 15, 2009
 117 at N.E., Nov. 18, 2012
 114 at G.B., Dec. 7, 1968

COLTS LEAST (GAME)

-8 at S.D., Oct. 23, 1988
 -5 at Pit, Nov. 22, 1992
 -5 at S.D., Nov. 11, 2007

OPP LEAST (GAME)

-5 vs. Hou, Sept. 13, 1992
 -4 vs. Phi, Dec. 6, 1970
 -3 vs. Hou, Dec. 31, 2017

COLTS (SEASON)

MOST		FEWEST	
485	1963	56	1981
453	1964	78	1982
449	1985	108	2011
447	1996	127	1960
439	1975	129	1973

OPP (SEASON)

MOST		FEWEST	
642	1983	48	1960
600	1984	62	1968
572	1985	71	1955
558	1989	80	2017
550	2011	93	2018

COLTS MOST TDS (SEASON)

2 2019

OPP MOST TDS (SEASON)

3 2015
 2 1956

FAIR CATCHES

COLTS MOST (GAME)

6 vs. Cin, Oct. 19, 2014
 6 vs. Jax, Oct. 4, 2015
 5 vs. Det, Dec. 7, 1969
 5 at N.E., Oct. 3, 1971
 5 vs. L.A. Rams, Nov. 8, 1971
 5 vs. G.B., Oct. 7, 2012
 5 vs. Den, Oct. 27, 2019

OPP MOST (GAME)

6 at S.F., Oct. 13, 1968
 6 vs. Jax, Oct. 22, 2017
 5 at Mia, Nov. 11, 1979

MOST (SEASON)

COLTS		OPP	
34	1971	27	2017
28	2015	24	1979
	2018		
26	1970	23	2015
25	2005	22	2010
	2013	21	1973
	2014		2000
24	1992		2011
	2010		
	2011		

KICKOFF RETURNS

KICKOFF RETURNS

COLTS MOST (GAME)

9 at Chi, Oct. 21, 1956
 9 at N.E., Nov. 18, 1979
 9 at Buf, Sept. 21, 1997
 9 at Bal, Dec. 2, 2001

PUNT RETURNS

PUNT RETURNS

COLTS MOST (GAME)

9 at L.A. Rams, Nov. 22, 1964
 9 vs. L.A. Rams, Nov. 27, 1966
 9 at K.C., Sept. 2, 1979
 8 vs. Det, Oct. 10, 1965
 8 vs. NYJ, Sept. 19, 1971
 8 vs. T.B., Oct. 3, 1976
 8 at N.E., Nov. 11, 1990
 8 vs. Buf, Oct. 13, 1974
 8 vs. Den, Oct. 22, 1978
 8 vs. S.D., Nov. 26, 1989
 8 vs. N.O., Oct. 25, 2015

COLTS (SEASON)

MOST		FEWEST	
53	1963	12	1981
48	1955	14	1982
48	1964	22	2008
45	1965	20	2016
	1966	23	1960
	2014		2006
		24	1973
			2004
			2005
			2018
			2019

OPP (SEASON)

MOST		FEWEST	
62	1984	15	1960
55	1983	17	2016
53	1978	18	1961
52	1986	19	1963
51	1975		1968
	1989		2017

PUNT RETURN YARDS

COLTS MOST (GAME)

195 vs. Car, Dec. 22, 2019
 164 vs. NYJ, Sept. 19, 1971





REGULAR TEAM

9 vs. S.D., Nov. 28, 2010

OPP MOST (GAME)

10	vs. Buf, Dec. 12, 1976
10	vs. Den, Oct. 31, 1988
9	at N.O., Sept. 28, 2003
9	vs. Ten, Dec. 5, 2004

COLTS (SEASON)

MOST		FEWEST	
84	1981	17	2018
	2001	28	2017
74	1978	31	2011
74	1986		2019
71	1998	32	1971
70	1979		2016
		34	1958

OPP (SEASON)

MOST		FEWEST	
93	2003	8	2015
92	2004	19	2011
89	2005		2019
87	2001	24	2017
83	1999	25	1982
		26	2014

KICKOFF RETURN YARDS

COLTS MOST (GAME)

274	vs. NYJ, Sept. 24, 1972
252	vs. S.D., Dec. 26, 2004
225	vs. Pit, Nov. 28, 2022
219	at Dal, Sept. 4, 1978
213	vs. Sea, Sept. 14, 1997
212	at Cle, Oct. 11, 2020
212	at Dal, Dec. 4, 2022
204	at Chi, Oct. 21, 1956
204	vs. Cin, Oct. 11, 1981

OPP MOST (GAME)

268	at Sea, Oct. 15, 2000
266	at Hou, Oct. 23, 2005
249	vs. NYJ, Nov. 16, 2003
233	at Hou, Sept. 23, 2007
230	vs. Chi, Oct. 4, 1958
230	vs. N.E., Dec. 21, 1975

COLTS LEAST (GAME)

0 (43 times) Last: vs. Car Dec. 22, 2019

OPP LEAST (GAME)

-2 at G.B., Oct. 19, 2008

COLTS (SEASON)

MOST		FEWEST	
1,832	2001	200	2023
1,651	1981	337	2018
1,648	1978	578	2011
1,545	2004	590	2017
1,510	2003	679	1971

OPP (SEASON)

MOST		FEWEST	
2,029	2006	156	2015
	2007	391	2023
2,006	2001	441	2017
1,999	2003	470	2019
1,978	2005	538	1992

1,960

2004

551

1993

COLTS MOST TDS (SEASON)

2 1958/1968

OPP MOST TDS (SEASON)

3	2007
2	1977/2003/2006

COMEBACKS AND LEADS LOST

COLTS LARGEST COMEBACKS

Deficit	Date	Opponent	Trailed/Qtr.	Result
28*	1/4/2014	Kansas City	10-38/3rd	W 45-44
21	11/9/1975	@ Buffalo	7-28/2nd	W 42-35
21	9/10/1995	@ N.Y. Jets	3-24/3rd	W 27-24 OT
21	10/8/1995	@ Miami	3-24/3rd	W 27-24 OT
21	10/6/2003	@ Tampa Bay	14-35/4th	W 38-35 OT
21	10/18/2020	Cincinnati	0-21/2nd	W 31-27
20	11/30/1958	San Francisco	7-27/3rd	W 35-27
18	12/18/1977	New England	3-21/3rd	W 30-24
18	10/9/1977	Miami	10-28/2nd	W 45-28
18	9/15/1996	@ Dallas	3-21/2nd	W 25-24
18	10/7/2012	Green Bay	3-21/3rd	W 30-27
18	11/3/2013	@ Houston	6-24/3rd	W 27-24
17	10/12/1958	@ Green Bay	0-17/2nd	W 24-17
17	11/29/1970	Chicago	0-17/2nd	W 21-20
17	12/27/1992	@ Cincinnati	0-17/3rd	W 21-17
17	10/17/2005	St. Louis	0-17/2nd	W 45-28
17	10/5/2008	@ Houston	10-27/4th	W 31-27
17	11/15/2009	New England	14-31/4th	W 35-34
17	11/29/2009	@ Houston	0-17/2nd	W 35-27

*Postseason

COLTS LARGEST LEADS LOST

Lead	Date	Opponent	Ahead / Qtr.	Result
33	12/18/2022	@ Minnesota	33-0/3rd	L 36-39 OT
26	9/21/1997	@ Buffalo	26-0/2nd	L 35-37
24	10/20/1957	@ Detroit	27-3/3rd	L 27-31
21	10/27/1957	Green Bay	21-0/4th	L 21-24
21	10/18/1998	@ San Francisco	21-0/2nd	L 31-34
21	9/19/1999	@ New England	28-7/2nd	L 28-31
21	9/10/2000	Oakland	21-0/2nd	L 31-38
19	10/11/2021	@ Baltimore	22-3/3rd	L 25-31 OT
19	12/11/1983	@ Denver	19-0/4th	L 19-21
17	9/9/1979	Tampa Bay	17-0/2nd	L 26-29
17	10/9/1988	@ Buffalo	17-0/2nd	L 23-34
17	10/9/2011	Kansas City	24-7/2nd	L 24-28
17	12/27/2020	@ Pittsburgh	24-7/3rd	L 24-28
14	10/31/2021	Tennessee	14-0/2nd	L 31-34 OT
14	10/1/1978	Philadelphia	14-0/4th	L 14-17
14	12/8/1991	@ New England	17-3/3rd	L 17-23 OT
14	9/18/1994	@ Pittsburgh	14-0/2nd	L 21-31
14	10/23/1994	Washington	17-3/2nd	L 27-41
14	11/29/1998	@ Baltimore	24 -10/2nd	L 31-38
14	12/6/1998	@ Atlanta	21-7/2nd	L 21-28
14	11/18/2001	@ New Orleans	14-0/1st	L 20-34
14	12/3/2006	@ Tennessee	14-0/2nd	L 17-20
14	10/16/2016	@ Houston	23-9/4th	L 23-26 OT

