

LOS ANGELES CHARGERS

GAME RELEASE

► VS. OAKLAND RAIDERS



2018 GAME FIVE



VS



SUNDAY, OCT. 7 - 1:05 PM

LOS ANGELES CHARGERS

GAME RELEASE

714-540-7100

CHARGERS.COM

@CHARGERS

JOSH.RUPPRECHT@CHARGERS.NFL.COM | SKIP.POWERS@CHARGERS.NFL.COM | JENNIFER.ROJAS@CHARGERS.NFL.COM | JAMAAL.LAFRANCE@CHARGERS.NFL.COM
BROCK.ANDERSON@CHARGERS.NFL.COM | LAUREN.MEYER@CHARGERS.NFL.COM

CHARGERS vs. RAIDERS

The Los Angeles Chargers (2-2) play at StubHub Center for the last time for nearly a month as their AFC West division rivals Oakland Raiders (1-3) come to ROKiT Field. The matchup is scheduled for Sunday, Oct. 7, with kickoff set for 1:05 p.m. Greg Gumbel, Trent Green, Bruce Arians and Melanie Collins have the call on CBS while Matt "Money" Smith, Daniel Jeremiah and Shannon Farren will bring the action on KFI-AM 640. Mario Solis and Jorge Villanueva will present the game in Spanish on KFWB-AM 980.

The Chargers climbed back to .500 with a 29-27 victory over the San Francisco 49ers. Philip Rivers threw for three touchdowns and passed Hall of Fame QB John Elway for eighth all-time on the passing yards list. TE Antonio Gates continued to make history as he caught his 115th touchdown and RB Melvin Gordon eclipsed 100 yards rushing and added a touchdown reception. Defensively, S Derwin James registered his third sack on the season while CB Trevor Williams and DE Isaac Rochell both recorded interceptions.

The Raiders secured their first victory of the season by outlasting the Cleveland Browns in overtime, 45-42. QB Derek Carr threw for 437 yards and four touchdowns while Amari Cooper and Jared Cooke but posted 100-yards receiving games. Carr has thrown for 1,373 yards and six scores while Marshawn Lynch has rushed for 300 yards and three touchdowns. Cook leads the team with 370 yards receiving on 26 catches and two scores.

Entering the Week 5 contest, Rivers is off to one of his hottest starts to a season. His 11 touchdowns through the first four games are equaled (2013) for the most to start a season of his career. He has thrown for three touchdowns in three of the four games in 2018.

From one player in his 15th season to another that is just four weeks in, S Derwin James is the first player since at least 2008 to record 25 or more total tackles, three sacks and an interception in the first four games of a season. James also became the first defensive back to record three-plus sacks and an interception in the first four games of a season since DB Kerry Rhodes did so for the New York Jets in 2006.

The Chargers then head out on their longest road-swing of the season as they will not return to StubHub Center until Nov. 18. The road trip will begin in Cleveland with a contest on Oct. 14 before heading to London to play Tennessee on Oct.21. After the Bye Week, the Bolts play at Seattle (Nov. 4) and Oakland (Nov. 11).

BY THE NUMBERS

- 8.6** RB Austin Ekeler leads all NFL running backs with 8.6 scrimmage yards per touch.
- 826** The running back tandem of Melvin Gordon and Austin Ekeler have combined to total 826 yards from scrimmage to mark the only RB duo to each rank in the top-10 in the NFL.
- 41** QB Philip Rivers has thrown 41 touchdown against the Raiders, tied with Denver for the most against any opponent in his career.
- 6-1** The Chargers are 6-1 in their last seven home games. That is the best stretch for the organization since the last three games of 2013 and the first four contests of 2014.

GAME RELEASE INDEX

PAGE	CONTENT	PAGE	CONTENT	PAGE	CONTENT
2	Schedule Breakdown	9	2018 Notes	22	Pronunciations
3	The Coaches	11	Milestones	23	Transactions
4	Connections	12	Philip Rivers	25	Depth Chart
5	Notables vs. Opponent	15	Antonio Gates	26	Last Time
6	The Matchup	17	Anthony Lynn	28	Statistics
7	Series History	18	Tom Telesco	33	Game Recaps
8	Career Stats vs. Opponent	19	Rosters	39	Player Capsules

CHARGERS SCHEDULE

PRESEASON

SAT. AUG. 11	@ ARIZONA	L, 24-17	KABC
SAT. AUG. 18	SEATTLE	W, 24-14	KABC
SAT. AUG. 25	NEW ORLEANS	L, 36-7	CBS*
THU. AUG. 30	@ SAN FRANCISCO	W, 23-21	KABC

REGULAR SEASON

SUN. SEPT. 9	KANSAS CITY	L, 38-28	CBS
SUN. SEPT. 16	@ BUFFALO	W, 31-20	CBS
SUN. SEPT. 23	@ LOS ANGELES	L, 35-23	CBS
SUN. SEPT. 30	SAN FRANCISCO	W, 29-27	CBS
• SUN. OCT. 7	OAKLAND	1:05 PM	CBS
• SUN. OCT. 14	@ CLEVELAND	10:00 AM	CBS
► SUN. OCT. 21	TENNESSEE	8:30 AM	CBS
BYE			
• SUN. NOV. 4	@ SEATTLE	1:05 PM	CBS
• SUN. NOV. 11	@ OAKLAND	1:05 PM	FOX
• SUN. NOV. 18	DENVER	1:05 PM	CBS
• SUN. NOV. 25	ARIZONA	1:05 PM	FOX
• SUN. DEC. 2	@ PITTSBURGH	10:00 AM	CBS
• SUN. DEC. 9	CINCINNATI	1:05 PM	CBS
• THU. DEC. 13	@ KANSAS CITY	5:20 PM	FOX/NFLN
• DEC. 22 ** 23	BALTIMORE	TBD	TBD
• SUN. DEC. 30	@ DENVER	1:25 PM	CBS

► The Chargers will host the Tennessee Titans at Wembley Stadium as part of the 2018 NFL London Games
• Subject to NFL's flex scheduling / All times Pacific and subject to change / * Nationally televised

2018 AFC WEST STANDINGS

WEST	W	L	T	Pct.	PF	PA
Kansas City	4	0	0	1.000	145	115
Denver	2	2	0	.500	84	97
Los Angeles Chargers	2	2	0	.500	111	120
Oakland	1	3	0	.250	97	123

CHARGERS ON THE AIR

TELEVISION: CBS

Play-by-play: Greg Gumbel

Analyst: Trent Green

Analyst: Bruce Arians

Sideline: Melanie Collins

CHARGERS RADIO: KFI-AM 640

Play-by-play: Matt "Money" Smith

Analyst: Daniel Jeremiah

Sideline: Shannon Farren

SPANISH RADIO: KFWB-AM 980

Play-by-play: Mario Solis

Analyst: Jorge Villanueva

BREAKING DOWN THE 2018 SCHEDULE

The Chargers opponents in 2018 posted a **102-106 (.490)** regular season record in 2017. Five of the teams on the schedule made the postseason and eight of the teams had a .500 or better record. The Chargers finished second in the AFC West and were 3-3 against divisional foes. The Bolts finished strong, winning nine of their last 12 contests.

SERIES BREAKDOWN	2017 RECORD	NOTES
 ALL-TIME: 55-61-1 HOME: 32-26-1 AWAY: 23-35-0 LAST: L, 38-28 - 2018 at Chargers	OVERALL: 10-6-0 HOME: 6-2-0 AWAY: 4-4-0 POSTSEASON: Wild Card Round	The Chiefs have been a thorn in the side of the Chargers for the past few seasons. Kansas City once again swept the season series, moving their winning streak to eight games against the Bolts. This will be the fourth time the Chargers host the Chiefs in the season-opener and the first since 1992.
 ALL-TIME: 25-12-2 HOME: 14-6-1 AWAY: 11-6-1 LAST: W, 31-20 - 2018 at Bills	OVERALL: 9-7-0 HOME: 6-2-0 AWAY: 3-5-0 POSTSEASON: Wild Card Round	The Chargers put up 54 points and recorded six takeaways to run away to a 54-24 victory at home in 2017. The Bolts hold an all-time regular-season record of 23-10-2 against the Bills, which is the franchise's best regular-season winning percentage against any team.
 ALL-TIME: 5-7-0 HOME: 3-1-0 AWAY: 2-6-0 LAST: L, 35-23 - 2018 at Rams	OVERALL: 11-5-0 HOME: 4-4-0 AWAY: 7-1-0 POSTSEASON: Wild Card Round	The Chargers won't have to travel far as they take on the Rams. This meeting marks a clash of two of the league's most explosive offenses as the Chargers ranked fourth and the Rams 10th in 2017. The two teams last met in 2014, a 27-24 victory for the Bolts.
 ALL-TIME: 8-7-0 HOME: 5-3-0 AWAY: 3-4-0 LAST: W 29-27 - 2018 at Chargers	OVERALL: 6-10-0 HOME: 3-5-0 AWAY: 3-5-0 POSTSEASON: N/A	The 49ers head down the coast to face L.A. The last time the teams squared off in the regular season marked the Chargers' greatest comeback as they tied a franchise record by storming back from a 21-point second half deficit to pull out a thrilling 38-35 OT victory.
 ALL-TIME: 52-63-2 HOME: 26-32-1 AWAY: 26-31-1 LAST: W 30-10 - 2017 at Chargers	OVERALL: 6-10-0 HOME: 4-4-0 AWAY: 2-6-0 POSTSEASON: N/A	The Chargers swept their division rival for the first time since the 2014 season. The Chargers used a last-second game-winning field from Nick Novak to earn a 17-16 victory at Oakland. Philip Rivers then threw for 387 yards and three scores to lead the Bolts to a convincing, 30-10 win in the season finale.
 ALL-TIME: 16-9-1 HOME: 8-4-0 AWAY: 8-5-1 LAST: W, 19-10 - 2017 at Chargers	OVERALL: 0-16-0 HOME: 0-8-0 AWAY: 0-8-0 POSTSEASON: N/A	The Chargers did not suffer a let down against the Browns in 2017 as the Bolts held on for a 19-10 home victory. Philip Rivers completed 31 passes for 344 yards while Keenan Allen became the first player in NFL history to have 10+ catches, 100+ receiving yards and 1+ TD catch in three straight games.
 ALL-TIME: 27-17-1 HOME: 18-5-1 AWAY: 10-16-0 LAST: W, 43-35 - 2016 at Titans	OVERALL: 9-7-0 HOME: 6-2-0 AWAY: 3-5-0 POSTSEASON: Wild Card Round	While this is considered a home game for the Bolts, it will take place in London at Wembley Stadium. The Chargers have won nine of the past 10 games overall, including six straight at home. Los Angeles' 1,068 points scored against Tennessee are the most among non-current division opponents.
 ALL-TIME: 24-26-0 HOME: 14-10-0 AWAY: 10-16-0 LAST: W, 30-21 - 2014 at Chargers	OVERALL: 9-7-0 HOME: 4-4-0 AWAY: 5-3-0 POSTSEASON: N/A	Following a Week 8 bye, the Chargers head north to play their former AFC West foe. L.A. has posted five-straight games with 20-plus points against Seattle, and no team has won a game in the series by double digits since 1998. The Bolts only have four wins in the last 15 meetings against the Seahawks.
 ALL-TIME: 51-65-1 HOME: 34-24-0 AWAY: 17-41-1 LAST: W, 21-0 - 2017 vs. Broncos	OVERALL: 5-11-0 HOME: 4-4 AWAY: 1-7 POSTSEASON: N/A	The Chargers again split the season series against the Broncos. In the season opener on Monday Night Football, the Chargers saw their comeback bid fall short, 24-21. The Chargers got payback at home by blanking the division rival, 21-0. The shutout ended the second-longest scoring streak in NFL history.
 ALL-TIME: 9-4-0 HOME: 6-1-0 AWAY: 3-3-0 LAST: L, 18-17 - 2014 at Cardinals	OVERALL: 8-8-0 HOME: 5-3-0 AWAY: 3-5-0 POSTSEASON: N/A	The Chargers host Arizona for the first time since 2010, which was a 41-10 victory. Los Angeles holds a 9-4 all-time advantage, including a 6-1 record as the home team. The Chargers have also won three of the last four against the Cardinals, scoring 20-plus points in all of those victories.
 ALL-TIME: 9-23-0 HOME: 6-8-0 AWAY: 3-15-0 LAST: L, 24-20- 2015 at Chargers	OVERALL: 13-3-0 HOME: 6-2-0 AWAY: 7-1-0 POSTSEASON: Divisional Round	This is the Chargers' first trip to the Steel City since 2012, when Philip Rivers and Danario Alexander helped power a 34-24 upset over the Steelers. The Bolts have tallied 20-plus points in three of their past four games in Pittsburgh while no team in the series has won by more than 10 points since 2003.
 ALL-TIME: 20-15-0 HOME: 10-7-0 AWAY: 10-8-0 LAST: L, 24-19 - 2015 at Bengals	OVERALL: 7-9-0 HOME: 4-4-0 AWAY: 3-5-0 POSTSEASON: N/A	The Bengals head to Southern California for the first time since 2013. Cincinnati has won the last four regular season contests, however, the Chargers did beat them when it mattered most over the eight-year span, defeating the Bengals 27-10 on the road in the Wild Card round of the 2013 playoffs.
 ALL-TIME: 5-6-0 HOME: 4-3-0 AWAY: 1-3-0 LAST: L, 29-26 - 2015 at Ravens	OVERALL: 9-7-0 HOME: 5-3-0 AWAY: 4-4-0 POSTSEASON: N/A	It won't be decided until after Week 8 whether the game will be held on Saturday, December 22 or Sunday, December 23. No matter when Baltimore heads west, it marks their first trip to the Chargers since 2012. The last three contests have been separated by a combined seven points.



THE HEAD COACHES



Anthony Lynn is in his second season as a head coach in the National Football League after serving as Buffalo's interim in Week 17 of the 2016 season. Lynn comes in with 83 games of playing experience under his belt, as well as two world championships on his résumé as a running back for the back-to-back Super Bowl champion Denver

Broncos (XXXII and XXXIII). Lynn has always had a passion for teaching the game. Immediately following his last season in 1999, Lynn assumed the role of offensive assistant and assistant to special teams in Denver in 2000. Lynn spent 12 years as a running backs coach for the Jaguars, Cowboys, Browns, Jets and Bills. He then landed his first assistant head coaching position in New York with the Jets, while also coaching the running backs, and assumed the same position the following two seasons in Buffalo. The two seasons Lynn spent in Buffalo, the Bills led the NFL in both rushing yards (2,630 in 2016, and 2,432 in 2015) and rushing touchdowns (29 in 2016, and 19, tie in 2015). During his last two coaching stops (New York and Buffalo), Lynn's offenses combined for a total 18,218 rushing yards during that span (2009-2016), the most combined yards in the NFL over that period. In his first season at the helm in Los Angeles Lynn rallied the team after an 0-4 start to win nine of the final 12 games, including six of the last seven contests. The Chargers finished 9-7 and just missed out on a playoff berth due to a tiebreaker. The nine wins over the 12-game span was the best mark since the team won the last 11 games of the 2009 season. The five-straight home wins were also the best run on home turf since that 2009 season.



Jon Gruden returns as head coach of the Oakland Raiders, welcoming back one of the most respected and successful coaches in the storied history of the Silver and Black. Gruden, who was first introduced as head coach of the Raiders 20 years ago, served four seasons with the Raiders from 1998-2001. The naming of Gruden marks

his return to coaching after spending nearly a decade in broadcasting, including color analyst duties on the Monday Night Football franchise from 2009-2017. Gruden compiled a 95-81 (.540) regular season mark in 11 seasons as a head coach with the Raiders and the Tampa Bay Buccaneers (2002-08), and a 5-4 record (.556) in postseason contests, which includes a victory in Super Bowl XXXVII. The youngest head coach in the NFL at age 34 upon his initial hire by Raiders Owner Al Davis in 1998, Gruden posted a 38-26 record (.594) and led the Silver and Black to back-to-back AFC West titles in 2000 and 2001. He guided the Raiders to an AFC Championship Game appearance in 2000, a campaign in which the Raiders set a franchise record with 479 points and led the NFL in rushing (154.4 avg.). Gruden joined ESPN in 2009 as an analyst for Monday Night Football and contributed analysis year-round on ESPN's platforms, earning six Sports Emmy nominations. In addition to Monday Night Football, Gruden was part of ESPN's annual NFL Draft coverage and his Gruden's QB Camp series became one of the network's most anticipated programs each year.

ANTHONY LYNN COACHING HISTORY

Category	W	L	T	Pct.
Regular-season record as NFL head coach	11	10	0	0.524
Postseason record as NFL head coach	-	-	-	-
Overall record as NFL head coach	11	10	0	0.524
Regular-season record as NFL coordinator	7	6	0	0.538
Postseason record as NFL coordinator	-	-	-	-
Overall record as NFL coordinator	7	6	0	0.538
Regular-season record as NFL assistant coach	128	130	0	0.496
Postseason record as NFL assistant coach	4	4	0	0.500
Overall record as NFL assistant coach	132	134	0	0.496
Regular-season record as NFL coach	146	146	0	0.500
Postseason record as NFL coach	4	4	0	0.500
Overall record as NFL coach	150	150	0	0.500

WHO IS NEW ON THE ROSTER

2018 DRAFT PICKS

Draft Picks	Position	Selection
Derwin James	S	1st round (17th overall)
Uchenna Nwosu	LB	2nd round (48th overall)
Justin Jones	DT	3rd round (84th overall)
Kyzir White	S/LB	4th round (119th overall)
Scott Quessenberry	C/G	5th round (155th overall)
Dylan Cantrell	WR	6th round (191st overall)
Justin Jackson	RB	7th round (251st overall)

2018 VETERAN ADDITIONS

Name	Position	Years	College
Virgil Green	TE	8	Nevada
Mike Pouncey	C	8	Florida
Geno Smith	QB	6	West Virginia
Caleb Sturgis	K	6	Florida
Jaylen Watkins	DB	4	Florida
Donnie Jones	P	15	LSU

THE COORDINATORS

In his first season as the Chargers' defensive coordinator, **Gus Bradley** inherited the 29th-ranked defense and turned it around to be the No. 3 scoring defense in 2017.

GUS BRADLEY AS A DEFENSIVE COORDINATOR

Year	Team	Total (rank)	Rush (rank)	Pass (rank)	Scoring (rank)
2009	Sea.	356.4 (24)	111.0 (15)	245.4 (30)	24.4 (T-25)
2010	Sea.	368.6 (27)	118.9 (21)	249.6 (27)	25.4 (25)
2011	Sea.	332.2 (9)	112.3 (15)	219.9 (11)	19.7 (7)
2012	Sea.	306.2 (4)	103.1 (10)	203.1 (6)	15.3 (1)
2017	LAC	328.4 (15)	131.1 (31)	197.3 (3)	17.0 (3)
2018	LAC	385.0 (23)	109.3 (T-17)	275.8 (21)	30.0 (28)

As the Chargers' offensive coordinator, **Ken Whisenhunt** led the top-ranked passing attack in the NFL. The last time the Chargers led the league in passing was in 1985.

KEN WHISENHUNT AS AN OFFENSIVE COORDINATOR

Year	Team	Total (rank)	Rush (rank)	Pass (rank)	Scoring (rank)
2004	Pit.	324.0 (16)	154.0 (2)	170.0 (28)	23.3 (11)
2005	Pit.	321.8 (T-15)	138.9 (5)	182.9 (24)	24.3 (8)
2006	Pit.	357.8 (7)	124.5 (10)	233.3 (9)	22.1 (T-12)
2013	S.D.	393.3 (5)	122.8 (13)	270.5 (4)	24.8 (12)
2016	S.D.	356.8 (14)	94.4 (26)	262.4 (8)	25.6 (9)
2017	LAC	376.6 (4)	99.7 (24)	276.9 (1)	22.2 (13)
2018	LAC	403.5 (9)	124.8 (8)	278.8 (13)	27.8 (T-8)



RAIDERS - CHARGERS CONNECTIONS

PRO CONNECTIONS

Chargers **Offensive Coordinator Ken Whisenhunt** served as the head coach in Arizona when Raiders **CB Dominique Rodgers-Cromartie** was on the roster from 2008-10, leading the Cardinals to Super Bowl XLIII. Chargers **Strength and Conditioning Coach John Lott** also served in the same role for the Cardinals.



Raiders **DE Bruce Irvin** and **RB Marshawn Lynch** played in Seattle from 2012-15 with Chargers **NT Brandon Mebane** and **T Russell Okung**, where the Seahawks made back-to-back Super Bowl appearances (XLVIII and XLIX), including a victory in Super Bowl XLVIII. Oakland **DT Clinton McDonald** also spent time with them in Seattle (2011-13).

Los Angeles **Defensive Coordinator Gus Bradley** held the same position for Seattle for four seasons (2009-12), coaching **Mebane**, **McDonald** and **Irvin** in his final season with the Seahawks.

Bradley was colleagues in Seattle with Oakland **Offensive Line Coach Tom Cable** from 2011-12. **Cable** was the position coach for **Okung** from 2011-15 in Seattle.

Raiders **Head Coach Jon Gruden** held the same title in Tampa Bay from 2006-08 when **Bradley** was on the defensive coaching staff for the Buccaneers. Oakland **Quality Control-Offense Tim Berbenich**, **Assistant Head Coach/Special Teams Coordinator Rich Bisaccia** and **Offensive Coordinator Greg Olson** all coached with **Bradley** and **Gruden** in Tampa Bay in 2008.

Chargers **Head Coach Anthony Lynn** coached running backs when Raiders **Senior Defensive Assistant Coach Jim O'Neil** was on the defensive coaching staff for the New York Jets from 2009-12. Chargers **Offensive Quality Control Dan Shamash** was also a coaching consultant in 2009.



Bradley served as the head coach in Jacksonville where **Olson** was the offensive coordinator the Jaguars for two seasons (2015-16).

Raiders **Wide Receivers Coach Edgar Bennett** and **Defensive Line Coach Mike Trgovac** served in the same roles on the Green Bay coaching staff when Raiders **WR Jordy Nelson** and Chargers **CB Casey Hayward Jr.** played together in Green Bay for four seasons (2012-15).

Los Angeles **WR/PR Travis Benjamin** and Oakland **DT Frostee Rucker** played together in Cleveland in 2012.

Oakland **DT Johnathan Hankins**, **WR Dwayne Harris** and **Rodgers-Cromartie** were Giants teammates with Los Angeles **WR Jeremy Davis** in 2015.

Rodgers-Cromartie and Chargers **TE Virgil Green** played together in Denver in 2013.

Chargers **QB Geno Smith** and Raiders **S Marcus Gilchrist** played for the New York Jets for two seasons (2015-16).

Geno Smith, **Rodgers-Cromartie** and Raiders **WR Dwayne Harris** were on the New York Giants roster in 2017.

Chargers **Running Backs Coach Alfredo Roberts** coached for the Buccaneers with **Bisaccia** (2009-10) and Oakland **Assistant Special Teams Coach Byron Storer** (2010-11).

Berbenich and **Roberts** coached together in Indianapolis from 2012-15.

Los Angeles **Defensive Backs Coach Ron Milus**, **Linebackers Coach Richard Smith** and **Assistant Special Teams Coach Keith Burns** coached in Denver with Oakland **Quarterbacks Coach Brian Callahan** from 2011-12.

Greg Olson coached in San Francisco with Chargers **Assistant Head Coach/Special Teams Coordinator George Stewart** (2001) and **Richard Smith** in Detroit (2004).

Milus coached the secondary for St. Louis when **Olson** was the team's offensive coordinator from 2006-07.

O'Neil was the defensive coordinator in Cleveland when **Benjamin** was on the roster in 2015.

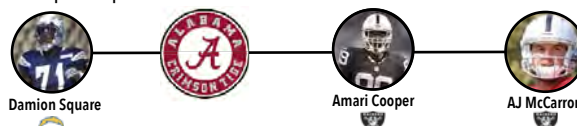
Chargers **Tight Ends Coach Rip Scherer** coached quarterbacks in Carolina when Raiders **WR Brandon LaFell** was on the roster in 2010.

Stewart coached wide receivers in Minnesota when Raiders **T.T.J. Clemmings** and **LB Emmanuel Lamur** played for the Vikings in 2016.

Chargers **Defensive Line Coach Giff Smith** served in the same role in Buffalo when Raiders **FB Keith Smith** played for the Bills from 2010-12.

COLLEGE CONNECTIONS

Chargers **NT Damion Square**, Raiders **WR Amari Cooper** and Raiders **QB AJ McCarron** played together at Alabama from 2010-12, where the Crimson Tide went on to win a National Championship in 2013.



Raiders **RB Marshawn Lynch** and Chargers **NT Brandon Mebane** were teammates at California from 2004-06.

Los Angeles **WR Mike Williams** and Raiders **WR Martavis Bryant** played together at Clemson in 2013.

Chargers **T Joe Barksdale** and Raiders **WR Brandon LaFell** played at Louisiana State University for three seasons (2007-09).

Oakland **G/C Jon Feliciano**, Chargers **WR/PR Travis Benjamin** and **LB Denzel Perryman** were on the roster at Miami from 2011. Chargers **S Rayshawn Jenkins** was also teammates with **Feliciano** in 2012.

Los Angeles **DE Joey Bosa** and Oakland **CB Gareon Conley** played together at Ohio State for two seasons (2014-15), where the Buckeyes went on to win the first CFP National Championship in 2015.

Chargers **DE Melvin Ingram III** and Raiders **TE Jared Cook** were on the roster at South Carolina for two seasons (2007-08).

Raiders **T Kolton Miller** and Chargers **C/G Scott Quessenberry** were on the UCLA offensive line for three seasons (2015-17). Chargers **Tight Ends Coach Rip Scherer** coached tight ends from 2016-17.

Chargers **QB Geno Smith** and Raiders **DE Bruce Irvin** played together at West Virginia from 2010-11. **Geno Smith** and Raiders **S Karl Joseph** were teammates in 2012.

Los Angeles **RB Melvin Gordon III** and **FB Derek Watt** played with Raiders **CB Nick Nelson** at Wisconsin in 2014.

FORMER CHARGERS ON THE RAIDERS

Raiders **S Marcus Gilchrist** played for the Chargers for four seasons (2011-14).

Raiders **Assistant Head Coach/Special Teams Coordinator Rich Bisaccia** coached special teams for the Chargers from 2011-12.

Oakland **Assistant Special Teams Coach Byron Storer** was on the Chargers defensive staff for two seasons (2012-13).

FORMER RAIDERS ON THE CHARGERS

Chargers **T Joe Barksdale** played for the Raiders from 2011-12

AREA CONNECTIONS

Raiders **QB Derek Carr** is from Bakersfield, Calif.

Raiders **T Donald Penn** is from Inglewood, Calif.

Oakland **DT Frostee Rucker** is from Tustin, Calif.

Raiders **FB Keith Smith** is from Covina, Calif.



POSTGAME NOTES (WEEK 4)

TEAM NOTES

Team captains for the Chargers were No. 17 **QB Philip Rivers**, No. 37 **S Jahleel Addae**, No. 54 **DE Melvin Ingram**, No. 76 **LT Russell Okung**, No. 85 **TE Antonio Gates** and No. 92 **NT Brandon Mebane**.

PLAYER NOTES

QB Philip Rivers started for the 196th-straight regular-season game. It marked the 200th game played of his career. He passed Hall of Fame **QB John Elway** (51,475) for No. 8 in NFL history in career passing yards, finishing the game with 51,504 career yards. **Rivers** completed 25 passes on 39 attempts for 250 yards and three touchdowns with an interception (97.2 passer rating). It marked the 55th three-touchdown game of his career and his fourth in the last five games.

Rivers orchestrated his 25th fourth quarter comeback when he marched the Chargers down the field for the eventual game-winning 21-yard field goal by **Caleb Sturgis**. The win is the 108th of his career to move him into sole possession of No. 12 on the all-time list.

Rivers has thrown 11 touchdowns through the first four games of the 2018 season. The 11 touchdown passes are tied for the most in the first four games of a season in his career (2013).

In the waning minutes of the first half, **Rivers** hit **RB Austin Ekeler** down the right sideline for a 22-yard score. It was the fifth touchdown catch of his career, making him the first undrafted running back with five or more touchdown catches in his first two seasons since 1966 (**Dallas RB Dan Reeves**).

Ekeler had 10 total offensive touches on Sunday for 56 yards (5.6 avg). On the season, Ekeler has registered 41 touches for 351 yards for an 8.56 per touch average.

RB Melvin Gordon III caught a six-yard touchdown in the third quarter. It marked the first time that two Chargers running backs caught touchdowns in the same game since Nov. 22, 2010 vs. Denver (**Darren Sproles** and **Jacob Hester**).

Gordon continued to move up the team record books, becoming the seventh Charger in history to reach 3,000 career rushing yards and passing **RB Chuck Muncie** (761) for No. 6 in career rushing attempts in team history. He also moved into sole possession of the ninth-most scrimmage yards in team history by a running back. His 159 yards from scrimmage was the second time he had eclipsed the 150-yard mark this season (166 vs. KC).

Gordon hauled in seven passes for 55 yards. The seven receptions marked the third time this season he had caught six or more passes. Through four games, **Gordon** is tied for the team-lead with 24 receptions.

S Derwin James recorded his third sack of the season, making him the first defensive back to record three sacks in the first four games of his career.

With a five-yard touchdown catch in the first quarter, **TE Antonio Gates** reached 115 career touchdown catches. At 38 years, 104 days, he became the oldest tight end to catch a touchdown in NFL history.

Midway through the third quarter, **CB Trevor Williams** intercepted a deflected pass, returning it 86 yards to the San Francisco 12-yard line. It marked **Williams'** first pick of the season and third of his career.

CB Desmond King registered a career-long 56-yard punt return at the end of the first half to set the Bolts up for a 48-yard field goal by **K Caleb Sturgis** to close the second quarter.

WR Tyrell Williams eclipsed 2,000 career receiving yards, becoming the 26th player to do so in a Chargers uniform.

Two Chargers (**LB Emmanuel Ellerbee** and **RB Justin Jackson**) made their NFL debuts.

NOTABLE PERFORMANCES

- On Oct. 22, 1961, the Chargers held Oakland to 58 total yards. It's still the best defensive performance in franchise history. Earlier that same year on Sept. 17, the Bolts held the Raiders to 106 yards, which is the fourth-best defensive performance in franchise history.
- On Sept. 17, 1961, the Chargers posted a 44-0 win over the Raiders. It is the second-greatest margin of victory in a game in team history.
- Jahleel Addae** had a 12-yard sack when the Chargers met the Raiders in Oakland on Dec. 24, 2015. In that same game, **Denzel Perryman** led the team with 15 tackles, including a nine-yard sack.
- In 2012, **Antonio Gates** caught the 83rd touchdown pass of his career during a Dec. 30 game vs. Oakland, tying **Lance Alworth** for the second-most touchdowns in team history.
- In 2011 at Oakland, **Gates** had a season-long 38-yard TD on 3rd-and-9 play. He also ignited another scoring drive with a 37-yard catch, and he contributed to a third-quarter touchdown drive with nine-yard catch on a 3rd-and-4, followed by a 16-yarder that put him at a season-high 106 yards for game.
- In 2010, **Gates** had a 19-yard touchdown catch at Oakland to tie **Alworth's** team record for consecutive games with a touchdown.
- In 29 career games vs. the Raiders, **Gates** has 108 catches for 1,387 yards and 13 touchdowns. It's the second-most receptions, yards and touchdown catches against any single opponent (KC) in his career.
- In 2012, **Melvin Ingram** made his NFL debut at Oakland. That day, he ended the Raiders' first series with a forced fumble and later he played a key role in an aborted play that resulted in a 25-yard loss, leading to a punt and a touchdown on the Chargers' ensuing possession for a 10-3 lead. Late in the fourth quarter, his onside kick recovery sealed the Bolts' 22-14 victory. Ingram then had a team and season-high four special teams tackles in the 2012 season finale vs. Oakland.
- On Oct. 25, 2015, **Philip Rivers** passed for 336 yards against Oakland to tie a team record with his fourth straight 300-yard game.
- On Oct. 12, 2014, **Rivers** passed for 313 yards and three touchdowns in a 31-28 win at Oakland.
- In 2013, **Philip Rivers** passed for 411 yards at Oakland to become the first quarterback in team history with back-to-back 400-yard games. It was his team-record third 400-yard game of the season and the sixth of his career, tying **Dan Fouts** for most in team history. Rivers threw the 201st and 202nd touchdown passes of his career that same day to pass **John Hadl** (201) for second in team history. In the team's second meeting of the season at home, Rivers threw a TD pass in his 19th-straight game, tying Hadl (1966-67) for the third-longest streak in team history.
- In 2012, **Rivers** posted a season-high 142.0 passer rating vs. the Raiders.
- In 2010, **Rivers** passed for 431 yards at Oakland, which at the time was ninth in team history. It included a career-high 290 in the first half.
- In 2009, **Rivers** led the game-winning touchdown drive of 89 yards in nine plays over the final 2:30 at Oakland. He went 6-of-7 for 79 yards on the game-winning drive.
- In 2006, **Rivers** made his first-career start at Oakland on ESPN's Monday Night Football and he led the Chargers to a 27-0 win.
- Rivers** has led the Chargers to five fourth-quarter comeback wins over the Raiders, including 11/26/06 (trailed 14-7 and won 21-14), 9/28/08 (trailed 15-3 and won 28-18), 9/14/09 (trailed 20-17 and won 24-20), 10/12/14 (trailed 21-28 and won 31-28) and 10/15/17 (trailed 14-16 and won 17-16).
- In 24 career games vs. Oakland, **Rivers** has completed 500 of 783 (63.9 pct.) for 6,055 yards with 41 touchdowns and 18 interceptions for a 95.4 career rating vs. Oakland. The Chargers are 16-8 in those 24 games.
- In the 2017 season finale, **Rivers** was 28-for-37 (75.7 pct.) for 387 yards and three touchdowns. He posted a rating of 135.8, the highest of his career against the division opponent.
- Joey Bosa** made his NFL debut against the Raiders on Oct. 9, 2016. The first-round pick recorded two sacks and had three TFLs in his inaugural pro game.
- Brandon Mebane** recorded his first career interception in the Oct. 9, 2016 game.
- Melvin Gordon** hauled in a then career-high nine receptions and made the sixth TD catch of his career (fourth of the season) in the first meeting of 2017. His 67 receiving yards on the day were also a career high at the time of the game. He also added two scores for the fifth time in his career.
- Keenan Allen** broke the teams' single-season catch record by hauling in nine receptions to finish with 102 on the year in 2017. He added 133 yards and a score in the season-finale win.



THE MATCHUP

REGULAR SEASON (RAIDERS LEAD, 62-52-2)

THE LAST TIME AT HOME (DEC. 31, 2017)

Oakland Raiders vs Los Angeles Chargers
12/31/2017 at StubHub Center

Final Individual Statistics

Oakland Raiders										Los Angeles Chargers														
RUSHING	ATT	YDS	AVG	LG	TD	RUSHING	ATT	YDS	AVG	LG	TD	RUSHING	ATT	YDS	AVG	LG	TD							
M.Lynch	19	101	5.3	19	0	M.Gordon	17	93	5.5	17	0	M.Gordon	25	83	3.3	18	1							
D.Washington	2	3	1.5	2	0	B.Oliver	7	13	1.9	11	0	A.Ekeler	1	1	1.0	1	0							
D.Carr	2	1	0.5	2	0	P.Rivers	1	5	5.0	5	0	P.Rivers	2	-4	-2.0	-2	0							
						T.Benjamin	2	4	2.0	3	0	J.Richard												
						D.Watt	1	2	2.0	2	0	D.Washington												
						K.Clemens	2	-2	-1.0	-1	0	Total												
Total	23	105	4.6	19	0	Total	30	115	3.8	17	0	Total	28	80	2.9	18	1							
PASSING	ATT	CMP	YDS	SK/YD	TD	LG	IN	RT	PASSING	ATT	CMP	YDS	SK/YD	TD	LG	IN	RT							
D.Carr	28	19	243	2/12	1	87	1	91.8	P.Rivers	37	28	387	1/7	3	62	0	135.8							
Total	28	19	243	2/12	1	87	1	91.8	Total	37	28	387	1/7	3	62	0	135.8							
PASS RECEIVING	TAR	REC	YDS	AVG	LG	TD	PASS RECEIVING	TAR	REC	YDS	AVG	LG	TD	PASS RECEIVING	TAR	REC	YDS	AVG	LG	TD				
S.Roberts	6	5	48	9.6	26	0	K.Allen	12	9	133	14.8	28	1	M.Crabtree	10	6	52	8.7	23	1				
A.Cooper	6	3	115	38.3	87	1	M.Gordon	7	6	31	5.2	14	0	A.Cooper	6	5	28	5.6	8	0				
J.Cook	4	3	35	11.7	24	0	T.Benjamin	5	4	96	24.0	62	1	J.Richard	3	3	35	11.7	15	0				
M.Lynch	3	2	18	9.0	17	0	A.Gates	6	4	46	11.5	20	0	J.Cook	3	2	14	7.0	7	0				
M.Crabtree	2	2	17	8.5	12	0	Ty.Williams	4	3	67	22.3	56	1	D.Washington	1	1	10	10.0	10	0				
D.Washington	3	2	0	0.0	1	0	M.Williams	1	1	8	8.0	8	0	C.Patterson	1	1	5	5.0	4	0				
J.Richard	1	1	6	6.0	6	0	B.Oliver	1	1	6	6.0	6	0	M.Lynch	2	0	0	0.0	0	0				
C.Patterson	1	1	4	4.0	4	0	Total	36	28	387	13.8	62	3	Total	30	21	171	8.1	23	1				
J.Holton	1	0	0	0.0	0	0	T.Boston	1	25	25.0	25	0	T.Boston	1	25	25.0	25	0	T.Boston	1	25	25.0	25	0
Total	27	19	243	12.8	87	1	Total	1	25	25.0	25	0	Total	1	25	25.0	25	0	Total	1	25	25.0	25	0
INTERCEPTIONS	NO	YDS	AVG	LG	TD	INTERCEPTIONS	NO	YDS	AVG	LG	TD	INTERCEPTIONS	NO	YDS	AVG	LG	TD							
Total	0	0	0	0	0	Total	0	0	0	0	0	Total	0	0	0	0	0							
PUNTING	NO	YDS	AVG	NET	TB	IN20	LG	PUNTING	NO	YDS	AVG	NET	TB	IN20	LG	PUNTING	NO	YDS	AVG	NET	TB	IN20	LG	
M.King	3	136	45.3	45.3	0	1	50	D.Kaser	2	63	31.5	31.5	0	2	33	M.King	4	223	55.8	46.3	1	0	62	
Total	3	136	45.3	45.3	0	1	50	Total	2	63	31.5	31.5	0	2	33	Total	4	223	55.8	46.3	1	0	62	
PUNT RETURNS	NO	YDS	AVG	FC	LG	TD	PUNT RETURNS	NO	YDS	AVG	FC	LG	TD	PUNT RETURNS	NO	YDS	AVG	FC	LG	TD				
J.Holton	1	0	0.0	0	0	0	T.Benjamin	0	0	0.0	2	0	0	0	J.Richard	3	18	6.0	0	13	0			
T.Carrie	0	0	0.0	1	0	0	[OUT OF BOUNDS]	1	0	0.0	0	0	0	0	[TOUCHBACK]	1	0	0.0	0	0	0			
Total	1	0	0.0	1	0	0	Total	0	0	0.0	2	0	0	0	Total	2	6	3.0	1	6	0			
KICKOFF RETURNS	NO	YDS	AVG	FC	LG	TD	KICKOFF RETURNS	NO	YDS	AVG	FC	LG	TD	KICKOFF RETURNS	NO	YDS	AVG	FC	LG	TD				
C.Patterson	1	29	29.0	0	29	0	[TOUCHBACK]	3	0	0.0	0	0	0	0	J.Richard	2	29	14.5	0	16	0			
[TOUCHBACK]	5	0	0.0	0	0	0	[TOUCHBACK]	0	0	0.0	0	0	0	0	C.Patterson	1	39	39.0	0	39	0			
Total	1	29	29.0	0	29	0	Total	0	0	0.0	0	0	0	0	Total	3	68	22.7	0	39	0			

Oakland Raiders										
FUMBLES	FUM	LOST	OWN-REC	YDS	TD	FORCED	OPP-REC	YDS	TD	OUT-BDS
D.Carr	1	1	0	0	0	0	0	0	0	0
J.Holton	1	0	0	0	0	0	0	0	0	1
B.Irvin	0	0	0	0	0	1	0	0	0	0
R.Nelson	0	0	0	0	0	1	0	0	0	0
Total	2	1	0	0	0	2	0	0	0	1
Los Angeles Chargers										
FUMBLES	FUM	LOST	OWN-REC	YDS	TD	FORCED	OPP-REC	YDS	TD	OUT-BDS
P.Rivers	1	0	1	0	0	0	0	0	0	0
M.Gordon	1	0	0	0	0	0	0	0	0	0
K.Allen	0	0	1	27	1	0	0	0	0	0
D.Philon	0	0	0	0	0	1	0	0	0	0
J.Bosa	0	0	0	0	0	0	1	0	0	0
Total	2	0	2	27	1	1	1	0	0	0

SCORING

VISITOR:	Oakland Raiders	1	2	3	4	OT	Total
HOME:	Los Angeles Chargers	0	10	0	0	0	10
		0	20	10	0	0	30
Scoring Plays							
Team	Qtr	Time	Play Description (Extra Point) (Drive Info)	Visitor	Home		
Chargers	2	13:09	K.Allen 27 yd. fumble recovery (N.Rose kick) (9-99, 4:27)	0	7		
Raiders	2	11:38	A.Cooper 87 yd. pass from D.Carr (G.Tavecchio kick) (4-75, 1:31)	7	7		
Raiders	2	7:27	G.Tavecchio 40 yd. Field Goal (4-8, 1:06)	10	7		
Chargers	2	5:12	Ty.Williams 56 yd. pass from P.Rivers (N.Rose kick) (4-75, 2:15)	10	14		
Chargers	2	0:24	K.Allen 6 yd. pass from P.Rivers (kick blocked) (8-77, 1:24)	10	20		
Chargers	3	10:39	N.Rose 25 yd. Field Goal (10-68, 4:21)	10	23		
Chargers	3	0:53	T.Benjamin 62 yd. pass from P.Rivers (N.Rose kick) (9-82, 4:50)	10	30		
Paid Attendance:	25,430					Time:	2:57

Current Streak: Chargers won last two meetings
Chargers' record at home vs. the Raiders: 26-31-1
Chargers' record on the road vs. the Raiders: 26-31-1
Longest Chargers winning streak: 13 games (2003-09)
Longest Raiders winning streak: 10 games (1972-77)
Last time at home: Chargers 30, Raiders 10 (12/31/17)
First Meeting: at Chargers 52, Raiders 28 (11/27/60)
Anthony Lynn vs. Oakland: 2-0

AT HOME (RAIDERS LEAD, 31-26-1)

LAST TIME ON ROAD (OCT. 15, 2017)

Los Angeles Chargers vs Oakland Raiders
10/15/2017 at Oakland-Alameda County Coliseum

Final Individual Statistics

Los Angeles Chargers											Oakland Raiders																
RUSHING	ATT	YDS	AVG	LG	TD	RUSHING	ATT	YDS	AVG	LG	TD	RUSHING	ATT	YDS	AVG	LG	TD										
M.Gordon	25	83	3.3	18	1	M.Lynch	13	63	4.8	15	0	M.Lynch	13	63	4.8	15	0										
A.Ekeler	1	1	1.0	1	0	C.Patterson	3	55	18.3	47	1	C.Patterson	3	55	18.3	47	1										
P.Rivers	2	-4	-2.0	-2	0	D.Carr	1	0	0.0	0	0	D.Carr	1	0	0.0	0	0										
						J.Richard	2	-1	-0.5	2	0	J.Richard	2	-1	-0.5	2	0										
						D.Washington	3	-8	-2.7	0	0	D.Washington	3	-8	-2.7	0	0										
Total	28	80	2.9	18	1	Total	22	109	5.0	47	1	Total	22	109	5.0	47	1										
PASSING	ATT	CMP	YDS	SK/YD	TD	LG	IN	PASSING	ATT	CMP	YDS	SK/YD	TD	LG	IN	PASSING	ATT	CMP	YDS	SK/YD	TD	LG	IN	RT			
P.Rivers	36	25	268	1/5	1	34	0	100.2	D.Carr	30	21	171	1/6	1	23	2	67.5	D.Carr	30	21	171	1/6	1	23	2	67.5	
Total	36	25	268	1/5	1	34	0	100.2	Total	30	21	171	1/6	1	23	2	67.5	Total	30	21	171	1/6	1	23	2	67.5	
PASS RECEIVING	TAR	REC	YDS	AVG	LG	TD	PASS RECEIVING	TAR	REC	YDS	AVG	LG	TD	PASS RECEIVING	TAR	REC	YDS	AVG	LG	TD	PASS RECEIVING	TAR	REC	YDS	AVG	LG	TD
M.Gordon	12	9	67	7.4	14	1	M.Crabtree	10	6	52	8.7	23	1	M.Crabtree	10	6	52	8.7	23	1	M.Crabtree	10	6	52	8.7	23	1
H.Herny	7	5	90	18.0	34	0	A.Cooper	6	5	28	5.6	8	0	A.Cooper	6	5	28	5.6	8	0	A.Cooper	6	5	28	5.6	8	0
K.Allen	9	5	45	9.0	28	0	S.Roberts	3	3	35	11.7	15	0	S.Roberts	3	3	35	11.7	15	0	S.Roberts	3	3	35	11.7	15	0
Ty.Williams	3	3	27	9.0	14	0	J.Richard	4	3	27	9.0	11	0	J.Richard	4	3	27	9.0	11	0	J.Richard	4	3	27	9.0	11	0
A.Gates	1	1	16	16.0	16	0	J.Cook	3	2	14	7.0	7	0	J.Cook	3	2	14	7.0	7	0	J.Cook	3	2	14	7.0	7	0
M.Williams	1	1	15	15.0	15	0	D.Washington	1	1	10	10.0	10	0	D.Washington	1	1	10	10.0	10	0	D.Washington	1	1	10	10.0	10	0
A.Ekeler	2	1	8	8.0	8	0	C.Patterson	1	1	5	5.0	4	0	C.Patterson	1	1	5	5.0	4	0	C.Patterson	1	1	5	5.0	4	0
T.Benjamin	1	0	0	0.0	0	0	M.Lynch	2	0	0	0.0	0	0	M.Lynch	2	0	0	0.0	0	0	M.Lynch	2	0	0	0.0	0	0
Total	36	25	268	10.7	34	1	Total	30	21	171	8.1	23	1	Total	30	21	171	8.1	23	1	Total	30	21	171	8.1	23	1
INTERCEPTIONS	NO	YDS	AVG	LG	TD	INTERCEPTIONS	NO	YDS	AVG	LG	TD	INTERCEPTIONS	NO	YDS	AVG	LG	TD										
Tr.Williams	1	21	21.0	21	0	Tr.Williams	1	21	21.0	21	0	Tr.Williams	1	21	21.0	21	0										
H.Pullard	1	1	1.0	1	0	H.Pullard	1	1	1.0	1	0	H.Pullard	1	1	1.0	1	0										
Total	2	22	11.0	21	0	Total	2	22	11.0	21	0	Total	2	22	11.0	21	0										
PUNTING	NO	YDS	AVG	NET	TB	IN20	LG	PUNTING	NO	YDS	AVG	NET	TB	IN20	LG	PUNTING	NO	YDS	AVG	NET	TB	IN20	LG				
D.Kaiser	4	223	55.8	46.3	1	0	62	M.King	4	226	56.5	55.0	0	4	59	M.King	4	226	56.5	55.0	0	4	59				
Total	4	223	55.8	46.3	1	0	62	Total	4	226	56.5	55.0	0	4	59	Total	4	226	56.5	55.0	0	4	59				
PUNT RETURNS	NO	YDS	AVG	FC	LG	TD	PUNT RETURNS	NO	YDS	AVG	FC	LG	TD	PUNT RETURNS	NO	YDS	AVG	FC	LG	TD	PUNT RETURNS	NO	YDS	AVG	FC	LG	TD
T.Benjamin	2	6	3.0	1	6	0	J.Richard	3	18	6.0	0	13	0	J.Richard	3	18	6.0	0	13	0	J.Richard	3	18	6.0	0	13	0
[DOWNED]	1	0	0.0	0	0	0	[TOUCHBACK]	1	0	0.0	0	0	0	[TOUCHBACK]	1	0	0.0	0	0	0	[TOUCHBACK]	1	0	0.0	0	0	0
Total	2	6	3.0	1	6	0	Total	3	18	6.0	0	13	0	Total	3	18	6.0	0	13	0	Total	3	18	6.0	0	13	0
KICKOFF RETURNS	NO	YDS	AVG	FC	LG	TD	KICKOFF RETURNS	NO	YDS	AVG	FC	LG	TD	KICKOFF RETURNS	NO	YDS	AVG	FC	LG	TD	KICKOFF RETURNS	NO	YDS	AVG	FC	LG	TD
D.King	1	20	20.0	0	20	0	J.Richard	2	29	14.5	0	16	0	J.Richard	2	29	14.5	0	16	0	J.Richard	2	29	14.5	0	16	0
[TOUCHBACK]	2	0	0.0	0	0	0	C.Patterson	1	39	39.0	0	39	0	C.Patterson	1	39	39.0	0	39	0	C.Patterson	1	39	39.0	0	39	0
Total	1	20	20.0	0	20	0	Total	3	68	22.7	0	39	0	Total	3	68	22.7	0	39	0	Total	3	68	22.7	0	39	0

SERIES HISTORY

OAKLAND RAIDERS

Regular Season (52-62-2, .457)†

Postseason (0-1-0, .000)

Nov. 27, 1960	vs. Oakland	W, 52-28
Dec. 4, 1960	at Oakland	W, 41-17
Sept. 17, 1961	vs. Oakland	W, 44-0
Oct. 22, 1961	at Oakland	W, 41-10
Sept. 30, 1962	at Oakland	W, 42-33
Dec. 2, 1962	vs. Oakland	W, 31-21
Oct. 27, 1963	vs. Oakland	L, 34-33
Dec. 8, 1963	at Oakland	L, 41-27
Nov. 1, 1964	vs. Oakland	W, 31-17
Dec. 20, 1964	at Oakland	L, 21-20
Sept. 19, 1965	at Oakland	W, 17-6
Dec. 19, 1965	vs. Oakland	W, 24-14
Sept. 25, 1966	at Oakland	W, 29-20
Nov. 13, 1966	vs. Oakland	L, 41-19
Oct. 29, 1967	at Oakland	L, 51-10
Dec. 3, 1967	vs. Oakland	L, 41-21
Oct. 13, 1968	at Oakland	W, 23-14
Dec. 15, 1968	vs. Oakland	L, 34-27
Oct. 26, 1969	vs. Oakland	L, 24-12
Nov. 16, 1969	at Oakland	L, 21-16
Sept. 27, 1970	vs. Oakland†	T, 27-27
Nov. 22, 1970	at Oakland	L, 20-17
Sept. 26, 1971	vs. Oakland	L, 34-0
Nov. 21, 1971	at Oakland	L, 34-33
Oct. 1, 1972	at Oakland	T, 17-17
Dec. 3, 1972	vs. Oakland	L, 21-19
Oct. 14, 1973	vs. Oakland	L, 27-17
Nov. 25, 1973	at Oakland	L, 31-3
Oct. 13, 1974	vs. Oakland	L, 14-10
Nov. 17, 1974	at Oakland	L, 17-10
Oct. 5, 1975	vs. Oakland	L, 6-0
Oct. 26, 1975	at Oakland	L, 25-0
Oct. 10, 1976	vs. Oakland	L, 27-17
Dec. 12, 1976	at Oakland	L, 24-0
Sept. 18, 1977	at Oakland	L, 24-0
Nov. 20, 1977	vs. Oakland	W, 12-7
Sept. 10, 1978	vs. Oakland	L, 21-20
Oct. 29, 1978	at Oakland	W, 27-23
Sept. 9, 1979	vs. Oakland	W, 30-10
Oct. 25, 1979	at Oakland	L, 45-22
Sept. 14, 1980	vs. Oakland	W, 30-24 (OT)
Oct. 12, 1980	at Oakland	L, 38-24
Jan. 11, 1981	vs. Oakland*	L, 34-27
Nov. 22, 1981	at Oakland	W, 55-21
Dec. 21, 1981	vs. Oakland	W, 23-10
Nov. 22, 1982	at Los Angeles	L, 28-24
Jan. 2, 1983	vs. Los Angeles	L, 41-34
Dec. 1, 1983	vs. Los Angeles	L, 42-10
Dec. 18, 1983	at Los Angeles	L, 30-14
Sept. 24, 1984	at Los Angeles	L, 33-30
Oct. 21, 1984	vs. Los Angeles	L, 44-37
Oct. 28, 1985	at Los Angeles	L, 34-21
Nov. 10, 1985	vs. Los Angeles	W, 40-34 (OT)
Sept. 28, 1986	at Los Angeles	L, 17-13
Nov. 20, 1986	vs. Los Angeles	L, 37-31 (OT)
Oct. 18, 1987	at Los Angeles	W, 23-17
Nov. 15, 1987	vs. Los Angeles	W, 16-14
Sept. 4, 1988	at Los Angeles	L, 24-13
Nov. 6, 1988	vs. Los Angeles	L, 13-3
Sept. 10, 1989	at Los Angeles	L, 40-14
Nov. 12, 1989	vs. Los Angeles	W, 14-12

Oct. 21, 1990	vs. Los Angeles	L, 24-9
Dec. 30, 1990	at Los Angeles	L, 17-12
Oct. 6, 1991	at Los Angeles	W, 21-13
Dec. 1, 1991	vs. Los Angeles	L, 9-7
Nov. 29, 1992	vs. Los Angeles	W, 27-3
Dec. 20, 1992	at Los Angeles	W, 36-14
Oct. 31, 1993	at Los Angeles	W, 30-23
Nov. 21, 1993	vs. Los Angeles	L, 12-7
Sept. 25, 1994	at Los Angeles	W, 26-24
Dec. 5, 1994	vs. Los Angeles	L, 24-17
Sept. 3, 1995	at Oakland	L, 17-7
Nov. 27, 1995	vs. Oakland	W, 12-6
Sept. 22, 1996	at Oakland	W, 40-34
Oct. 21, 1996	vs. Oakland	L, 23-14
Oct. 5, 1997	at Oakland	W, 25-10
Nov. 16, 1997	vs. Oakland	L, 38-13
Oct. 11, 1998	at Oakland	L, 7-6
Dec. 20, 1998	vs. Oakland	L, 17-10
Nov. 14, 1999	at Oakland	L, 28-9
Dec. 26, 1999	vs. Oakland	W, 23-20
Sept. 3, 2000	at Oakland	L, 9-6
Oct. 29, 2000	vs. Oakland	L, 15-13
Nov. 18, 2001	at Oakland	L, 34-24
Dec. 15, 2001	vs. Oakland	L, 13-6
Oct. 20, 2002	at Oakland	W, 27-21 (OT)
Dec. 8, 2002	vs. Oakland	L, 27-7
Sept. 28, 2003	at Oakland	L, 34-31 (OT)
Dec. 28, 2003	vs. Oakland	W, 21-14
Oct. 31, 2004	vs. Oakland	W, 42-14
Nov. 21, 2004	at Oakland	W, 23-17
Oct. 16, 2005	at Oakland	W, 27-14
Dec. 4, 2005	vs. Oakland	W, 34-10
Sept. 11, 2006	at Oakland	W, 27-0
Nov. 26, 2006	vs. Oakland	W, 21-14
Oct. 14, 2007	vs. Oakland	W, 28-14
Dec. 30, 2007	at Oakland	W, 30-17
Sept. 28, 2008	at Oakland	W, 28-18
Dec. 4, 2008	vs. Oakland	W, 34-7
Sept. 14, 2009	at Oakland	W, 24-20
Nov. 1, 2009	vs. Oakland	W, 24-16
Oct. 10, 2010	at Oakland	L, 35-27
Dec. 5, 2010	vs. Oakland	L, 28-13
Nov. 10, 2011	vs. Oakland	L, 24-17
Jan. 1, 2012	at Oakland	W, 38-26
Sept. 10, 2012	at Oakland	W, 22-14
Dec. 30, 2012	vs. Oakland	W, 24-21
Oct. 6, 2013	at Oakland	L, 27-17
Dec. 22, 2013	vs. Oakland	W, 26-13
Oct. 12, 2014	at Oakland	W, 31-28
Nov. 16, 2014	vs. Oakland	W, 13-6
Oct. 25, 2015	vs. Oakland	L, 37-29
Dec. 24, 2015	at Oakland	L, 23-20 (OT)
Oct. 9, 2016	at Oakland	L, 34-31
Dec. 18, 2016	vs. Oakland	L, 19-16
Oct. 15, 2017	at Oakland	W, 17-16
Dec. 31, 2017	vs. Oakland	W, 30-10

†Known as Oakland Raiders (1960-81 and 1995-present) and Los Angeles Raiders (1982-94)

‡Ties were not counted in winning percentage until the 1972 season. Ties prior to 1972 are not calculated into the series winning percentage.

*AFC Championship

TALE OF THE TAPE

OFFENSE

(based on 2018 regular-season statistics)

Chargers	Category	Raiders
91	Total First Downs	93
25	By Rushing	21
62	By Passing	64
4	By Penalty	8
17/47	3rd Down: Made/Att.	20/50
36.2%	3rd Down Pct.	40.0%
3/4	4th Down: Made/Att.	0/3
75.0%	4th Down Pct.	0.0%
31:25	Possession Avg.	33:48
1614	Total Net Yards	1767
403.5	Avg. Yards/Game	441.8
248	Total Plays	288
6.5	Avg. Yards/Play	6.1
499	Net Yards Rushing	435
124.8	Avg. Yards/Game	108.8
95	Total Rushes	111
1115	Net Yards Passing	1332
278.8	Avg. Yards/Game	333.0
6/41	Sacks Allowed/Yards	8/41
1156	Gross Yards	1373
147/100	Attempts/Completions	169/120
68.0%	Completion Pct.	71.0%
2	Had Intercepted	7
15/43.5	Punts/Gross Avg.	17/43.9
34.6	Net Punting Avg.	40.2
22/169	Penalties/Yards	29/288
7/3	Fumbles/Lost	1/0
13	Touchdowns	10
2	By Rushing	3
11	By Passing	6
0	By Returns	1

DEFENSE

(based on 2018 regular-season statistics)

Chargers	Category	Raiders
91	Total First Downs	77
29	By Rushing	26
51	By Passing	46
11	By Penalty	5
22/47	3rd Down: Made/Att.	19/50
46.8%	3rd Down Pct.	38.0%
0/0	4th Down: Made/Att.	2/2
0.0%	4th Down Pct.	100.0%
28:36	Possession Avg.	26:12
1540	Total Net Yards	1610
385.0	Avg. Yards/Game	402.5
246	Total Plays	237
6.3	Avg. Yards/Play	6.8
437	Net Yards Rushing	557
109.3	Avg. Yards/Game	139.3
105	Total Rushes	99
1103	Net Yards Passing	1053
275.8	Avg. Yards/Game	263.3
8/50	Sacks For/Yards	5/38
1153	Gross Yards	1091
133/85	Attempts/Completions	133/76
63.9%	Completion Pct.	57.1%
5	Interceptions	3
16/47.7	Punts/Gross Avg.	19/50.2
39.9	Net Punting Avg.	41.4
22/174	Penalties/Yards	31/234
4/1	Fumbles/Lost	4/2
15	Touchdowns Allowed	14
2	By Rushing	5
10	By Passing	8
3	By Returns	1



CAREER STATS VERSUS RAIDERS (NOTABLE PLAYERS)

KEENAN ALLEN

		Score																		
Date	Wk	Opponent	GS	Pts	Opp	Diff	OT	Target	Rec	Yds	Avg	Lg	TD	1st	1st%	25+	YAC	Y/C	YAC/R	
10/06/2013	5	@Oak	L	W	17	27	-10		7	6	11.5	19.2	30	1	5	83.3	2	38	13.7	5.5
12/22/2013	16	@Oak	W	W	26	13	13		9	3	26.6	8.7	18	1	2	66.7	0	19	2.3	6.3
10/12/2014	6	@Oak	W	W	31	28	3		6	3	27.0	19	0	1	33.3	0	8	6.3	2.7	
11/16/2014	11	@Oak	W	W	13	6	7		13	8	6.3	7.9	13	0	3	37.5	0	39	3.0	4.9
7/20/2015	7	@Oak	L	W	23	27	-4		13	9	8.9	9.9	18	0	2	22.2	0	22	7.4	2.4
10/15/2017	6	@Oak	W	W	17	16	1		9	5	45.0	28	0	2	40.0	1	17	5.6	3.4	
12/31/2017	17	@Oak	W	W	30	10	20		12	9	13.3	14.8	28	1	6	66.7	2	48	9.4	5.3
			Record	Pts	Opp	Diff	OT	Target	Rec	Yds	Avg	Lg	TD	1st	1st%	25+	YAC	Y/C	YAC/R	
Totals			5-2 (7 GP)	163	137	26	-	69	43	498	11.6	30	3	21	48.8	5	186	7.3	4.3	

TRAVIS BENJAMIN

		Score																		
Date	Wk	Opponent	GS	Pts	Opp	Diff	OT	Target	Rec	Yds	Avg	Lo	TD	1st	1st%	25+	YAC	Y/C	YAC/R	
12/02/2012	13	@Oak	W	20	17	3		1	1	6	6.0	6	0	0	0.0	0	0	6.0	0.0	
10/26/2014	8	@Oak	W	23	13	10		2	0	0	-	-	0	0	-	0	-	-	-	
09/27/2015	3	@Oak	L	20	27	-7		10	4	45	11.3	17	1	3	75.0	0	13	8.0	3.3	
10/09/2016	5	@Oak	L	31	34	-3		11	7	117	16.7	54	0	4	57.1	1	46	10.1	6.6	
12/18/2016	15	@Oak	L	WR	16	19		3	2	56	28.0	47	1	2	100.0	1	11	22.5	9.5	
10/15/2017	6	@Oak	W	WR	17	16	1		1	0	0	-	0	0	0	0	-	-	-	
12/31/2017	17	@Oak	W	WR	30	10	20		5	4	96	24.0	62	1	4	100.0	1	38	14.5	5.5
Record				Pts	Opp	Diff	OT	Target	Rec	Yds	Avg	Lo	TD	1st	1st%	25+	YAC	Y/C	YAC/R	
Totals				4-3 (7 GP)	157	136	21	-	33	18	320	17.8	62	3	13	72.2	3	108	11.8	6.0

ANTONIO GATES

		Score																		
Date	Wk	Opponent	GS	Pts	Opp	Diff	OT	Target	Rec	Yds	Avg	Lo	TD	1st	1st%	25+	YAC	Y/C	YAC/R	
09/28/2003	4	@Oak	L	31	34	-3	OT	2	2	30	15.0	17	0	2	100.0	0	6	12.0	3.0	
12/28/2003	17	@Oak	W	TE	21	14	7		3	2	36	18.0	28	0	1	50.0	1	18	9.0	
10/31/2004	8	@Oak	W	TE	24	14	28		5	5	63	12.6	29	2	5	100.0	1	19	8.8	
11/21/2004	11	@Oak	W	TE	23	17	6		9	8	101	12.6	28	5	62.5	1	44	7.1		
10/16/2005	6	@Oak	W	TE	27	14	13		4	2	17	8.5	16	0	1	50.0	0	8	4.5	
12/04/2005	13	@Oak	W	TE	34	10	24		7	4	51	12.8	19	1	3	75.0	0	11	10.0	
01/11/2006	1	@Oak	W	TE	27	0	27		2	2	26	13.0	22	1	2	100.0	0	3	11.5	
11/26/2006	12	@Oak	W	TE	21	14	7		12	6	81	13.5	27	1	4	66.7	1	13	11.3	
10/14/2007	6	@Oak	W	TE	28	14	14		4	3	58	19.3	28	1	3	100.0	1	32	8.7	
12/30/2007	17	@Oak	W	TE	30	17	13		11	6	62	10.3	21	0	3	50.0	0	9	9.2	
09/28/2008	4	@Oak	W	TE	28	10	18		7	5	58	11.6	20	1	3	60.0	0	14	8.8	
12/04/2008	14	@Oak	W	TE	34	7	27		2	0	0	-	-	0	0	0	0	-	-	
09/14/2009	1	@Oak	W	TE	24	20	4		9	5	83	16.6	29	5	5	100.0	1	24	11.8	
11/01/2009	9	@Oak	W	TE	31	28	3		6	3	49	16.5	16	2	2	66.7	2	5.7	10.7	
10/10/2010	5	@Oak	L	TE	27	35	-8		7	5	92	18.4	28	1	5	100.0	0	27	13.0	
12/05/2010	13	@Oak	L	TE	13	28	-15		6	6	73	12.2	24	1	4	66.7	0	22	8.5	
11/10/2011	10	@Oak	L	TE	17	24	-7		6	5	54	10.8	22	0	1	20.0	0	32	4.4	
01/01/2012	17	@Oak	W	TE	38	26	12		5	106	21.2	38	1	4	80.0	0	46	12.0	9.2	
10/09/2012	10	@Oak	W	TE	22	14	8		8	4	43	10.8	17	0	3	75.0	0	16	6.8	
12/30/2012	17	@Oak	W	TE	24	21	3		2	2	15	7.5	11	1	2	100.0	0	1	7.0	
10/06/2013	5	@Oak	L	TE	17	27	-10		10	7	74	10.6	20	0	5	71.4	0	34	5.7	
12/22/2013	16	@Oak	W	TE	26	13	13		3	3	42	14.0	16	0	3	100.0	0	28	4.7	
10/12/2014	6	@Oak	W	TE	31	28	3		3	2	9	9.0	16	0	2	66.7	0	11	7.0	
11/16/2014	11	@Oak	W	TE	13	6	7		3	3	32	10.7	15	0	2	66.7	0	11	7.0	
12/24/2015	16	@Oak	L	TE	20	23	-3	OT	2	2	11	5.5	8	0	0	0.0	0	4	3.5	
10/09/2016	5	@Oak	L	TE	31	34	-3		5	4	30	7.5	9	1	2	50.0	0	10	5.0	
12/18/2016	15	@Oak	L	TE	16	19	-3		2	1	11	11.0	11	0	1	100.0	0	0	11.0	
10/15/2017	6	@Oak	W	TE	17	16	1		1	1	16	16.0	16	0	1	100.0	0	4	12.0	
12/31/2017	17	@Oak	W	TE	30	10	20		6	4	46	11.5	20	0	1	25.0	0	6	10.0	
Record				Pts	Opp	Diff	OT	Target	Rec	Yds	Avg	Lo	TD	1st	1st%	25+	YAC	Y/C	YAC/R	
Totals				21-8 (29 GP)	736	533	203	-	157	108	1387	12.8	38	13	75	69.4	10	485	8.4	4.5

MELVIN INGRAM

		Score																
Date	Wk	Opponent	GS	Pts	Opp	Diff	OT	Att	Yds	Avg	Lg	TD	1st	1st%	Stuff	Lost	10+	
10/25/2015	7	@Oak	L	29	37	-8		7	29	4.1	11	0	4	57.1	0	0	1	
10/09/2016	5	@Oak	L	RB	31	34	-3		16	69	4.3	24	0	2	12.5	2	2	
10/15/2017	6	@Oak	W	RB	17	16	1		25	83	3.3	18	1	5	20.0	0	2	
12/31/2017	17	@Oak	W	RB	30	10	20		17	93	5.5	17	0	6	35.3	2	3	
			Record	Pts	Opp	Diff	OT	Att	Yds	Avg	Lg	TD	1st	1st%	Stuff	Lost	10+	
Totals			2-2 (4 GP)	107	97	10	-	65	274	4.2	24	1	17	26.2	4	5	8	

VIRGIL GREEN

		Score																		
Date	Wk	Opponent	GS	Pts	Opp	Diff	OT	Target	Rec	Yds	Avg	Ld	TD	1st	1st%	25+	YAC	Y/C	YAC/R	
09/12/2011	1	@Oak	L	20	23	-3		0	0	0	-	-	0	0	0	0	0	-	-	
12/06/2012	14	@Oak	W	26	13	13		1	0	0	-	-	0	0	0	0	0	-	-	
09/23/2013	3	@Oak	W	37	21	16		1	1	3	3.0	14	0	0	0	0	0	2	0	
12/29/2013	17	@Oak	W	34	14	20		2	2	15	7.5	10	0	0	0	0	0	10	2.5	
12/28/2014	17	@Oak	W	TE	47	14	33		3	3	46	15.3	38	1	2	66.7	1	21	8.3	
10/11/2015	5	@Oak	W	16	10	6		0	0	0	-	-	0	0	0	0	0	-	-	
12/13/2015	14	@Oak	L	TE	12	15	-3		1	0	0	-	-	0	0	0	0	-	-	
11/06/2016	9	@Oak	L	TE	20	30	-10		4	2	37	18.5	26	2	100.0	1	19	9.0	9.5	
01/01/2017	17	@Oak	W	TE	24	6	18		4	3	17	5.7	8	1	1	33.3	0	-2	6.3	
10/01/2017	4	@Oak	W	TE	16	10	6		0	0	0	-	-	0	0	0	0	-	-	
11/26/2017	12	@Oak	L	TE	14	21	-7		3	1	16	16.0	16	0	100.0	0	6	10.0	6.0	
Record				Pts	Opp	Diff	OT	Target	Rec	Yds	Avg	Ld	TD	1st	1st%	25+	YAC	Y/C	YAC/R	
Totals				7-4 (11 GP)	266	177	89	-	20	12	134	11.2	38	2	6	50.0	2	56	6.5	4.7

2018 SEASON NOTES

TEAM NOTES



- Ranks fifth in total yards in the NFL in each of the past two seasons (11,734 and three seasons (17,683).
- Since 1990, posted a 13-15 record in the week following the team's bye.
- Allowed only 64 points in the second quarter last year, the fewest allowed by an NFL team in the second quarter in 2017.
- Allowed 272 points last year, the second-fewest points in the AFC in 2017 (trailing Jacksonville - 268).
- Posted a 16-18 record in Sunday Night Football games and a 22-23 record in Monday Night Football games.
- Will be appearing in the team's second-ever regular-season international game, the last at Wembley Stadium in 2008 against New Orleans.
- Last season, appeared in the team's first Thanksgiving game since 1969 (a 21-17 road win against the Houston Oilers).
- The Thanksgiving contest was the 17th-rated television broadcast in the United States in 2017, reaching a viewing audience of 26.3 million.
- *In the last 11 games, the Chargers have amassed over 400 yards of offense in six of the contests and eclipsed the 500-yard mark twice. Over that span, the Chargers lead the NFL with 4,656 yards for a league-best 423.3 yards per contest.*

CHARGERS IN THE NFL TOP 100

This past offseason, the Chargers saw five players from 2017 make the NFL's Top 100 list as voted on by players. The five players are the most Chargers in a single rankings since they were introduced in 2011.

Below are the five L.A. Chargers recognized with their rankings:

Rank	Pos.	Player
37	DE	Joey Bosa
41	WR	Keenan Allen
56	QB	Philip Rivers
59	CB	Casey Hayward Jr.
76	DE	Melvin Ingram III

Since the introduction of the player's rankings in 2011, eight Chargers have been recognized. Below are the eight Chargers in order of the most selections to the least and their highest-ever ranking:

No.	Pos.	Player	Highest Rank (Year)
Seven times	QB	Philip Rivers	26th (2011)
Three times	TE	Antonio Gates	22nd (2011)
Two times	DE	Joey Bosa	37th (2018)
Two times	CB	Casey Hayward Jr.	59th (2018)
Two times	S	Eric Weddle	86th (2015)
One time	WR	Keenan Allen	41st (2018)
One time	DE	Melvin Ingram III	76th (2018)
One time	OLB	Shaun Phillips	97th (2011)

PLAYER NOTES



WR Keenan Allen

- Posted seven 100-yard receiving games last year, good for No. 2 in the NFL in 2017, trailing Antonio Brown (eight).
- With 102 catches last season, ranked No. 4 in the NFL and second in the AFC in 2017.
- Posted 11 catches at Dallas on Thanksgiving last year, tying for the third-most receptions ever in a Thanksgiving game.
- Named Comeback Player of the Year by The Associated Press, the third-ever Charger to win the award.

WR Travis Benjamin

- Ranks No. 3 among active returners w/ 40-plus career punt returns with a career punt return average of 11.2 yards (trails Hill - 13.5; Edelman - 11.7).

DE Joey Bosa

- Ranked No. 7 in the NFL and second in the AFC last year with 12.5 sacks.
- With 23.0 sacks over his first two pro seasons, ranks fourth in the NFL in sacks over that span.

RB Melvin Gordon

- With at least 1,200 scrimmage yards and 10 total touchdowns this year, can become the third player in team annals to do so in three-consecutive seasons, joining HOF RB LaDainian Tomlinson (eight-straight seasons) and HOF WR Lance Alworth (four-consecutive seasons).
- Posted two 100-yard rushing games last year, tied for ninth in the NFL in 2017.
- With 72 points scored in 2017, ranked No. 4 in the NFL and No. 2 in the AFC last year among non-kickers.
- Posted 1,105 rushing yards last year, good for No. 7 in the NFL and No. 4 in the AFC in 2017.
- *Has posted over 100 scrimmage yards in six of his last nine contests and over 150 yards from scrimmage in three of those games. Since Week 13 (11/26/17), Gordon has totaled 1,085 yards (683 yds. rushing/402 yds. receiving).*
- *His three touchdowns against the Bills equaled a career high. Enters Week 5 ranked third in the NFL since the start of 2017 with 17 touchdowns.*
- *Was named the NFLPA Community MVP for Week 1 of the season for his work packing meals for 9/11 Day in Los Angeles.*

CB Casey Hayward

- Ranks tied for No. 21 with LB Karlos Dansby and CB Joe Haden among active players with 20 career interceptions.
- Ranks second over the past two-plus seasons with 11 interceptions.
- Is one of two NFL players with 10+ INTs (11) and 40+ PD (43) since 2016.

DE Melvin Ingram III

- Ranked No. 6 in the AFC last year with 10.5 sacks.



QB Philip Rivers

- Ranks No. 5 among active passers w/ 1,000-plus career pass attempts with a career passer rating of 95.2 (trails Rodgers – 103.6; Wilson – 98.6; Brady – 97.5; Brees – 97.1).
- Passed HOF QB John Elway (51,475) for eighth in career passing yards in NFL history against San Francisco in Week 4 (09/30/18).
- In the season-opener Rivers broke a tie with HOF QB Fran Tarkenton (342) for sole possession of No. 6 on the all-time touchdown list.
- With at least 4,000 passing yards this year, Rivers would join Peyton Manning (14) and Drew Brees (12) as the only players in NFL history with 10-plus seasons with at least 4,000 passing yards.
- Had two of the 10 best passing performances in the league last season: 27-of-33 passing (81.8 pct.) for 434 yards and three TDs at Dallas...28-of-37 passing (75.7 pct.) for 387 yards and three TDs vs. Oakland.
- Posted six 300-yard passing games last year, tied for the most in the NFL in 2017 with Brady and Winston.
- Over the past 11 seasons (2008-18), ranks second in passing yards (44,816), third in completions (3,693) and touchdowns (309) and fourth in attempts (5,689).
- Since the start of 2015, ranks fourth in completions (1,246), third in passing yards (14,849) and second in touchdown passes (101) in the NFL.
- Leads the NFL over the past two-plus seasons with 72 touchdown passes.
- *Has totaled a league-best 3,408 passing yards since Week 11 of 2017. Has thrown a league high 24 TDs and only 5 INTs and sports a 108.1 rating over that span.*
- *Has thrown 11 TDs in the first four games of the 2018 season. The 11 TDs are equaled to his best start of his career when he tossed 11 TDs in 2013.*

WHAT THE CHARGERS RETURN

The Chargers bring back a roster that made a combined 256 starts for the Bolts last year. Eight of those players (S Jahleel Addae, DE Joey Bosa, RB Melvin Gordon III, CB Casey Hayward Jr., DE Melvin Ingram III, NT Brandon Mebane and QB Philip Rivers) started all 16 contests for the Chargers last season. Rivers' 16 starts last year increased his mark to 192-straight starts in the regular season, the NFL's longest active streak.

The Bolts return 1,492 yards and 10 touchdowns in production from the ground game from 2017, including 1,105 yards and eight scores from Gordon. The 1,492 yards represents 93.5 percent of the team's 2017 production.

Through the air, the Chargers return 85.5 percent of the team's 2017 production, bringing back 3,889 receiving yards. 1,393 of those yards rested in the hands of consensus Comeback Player of the Year Keenan Allen. Of 28 total touchdown catches from last year, the Bolts bring back 24 of those scores with six coming courtesy of No. 13.

The Chargers return 36 sacks of the squad's 43 from last year. Even more impressively, the Bolts return 12 of the team's 18 interceptions, including one returned by CB Desmond King for a 90-yard pick-six at Dallas on Thanksgiving.

**The totals listed above do not include the 2017 output of TE Hunter Henry and CB Jason Verrett.*

CHARGERS IN THE LAST 12 GAMES OF 2017

The Chargers finished the 2017 season in impressive fashion, winning nine of their last 12 games. The offense flourished over that span from Week 5 on. The Bolts ranked fourth in total offense, passing and first downs in the NFL. The Chargers outscored their opponents 283-179 over that span, threw for 3,444 yards and 22 TDs to only seven INTs and rushed for 1,325 yards and seven scores. Defensively, Los Angeles ranked third in points per game allowed with 14.9 over those weeks and paced the NFL with 17 interceptions.

DIAMONDS IN THE ROUGH

In 14 of the past 16 seasons, at least one undrafted rookie has made the initial 53-man roster after final roster reductions. Eight of those players appeared in all 16 regular-season contests, 12 made at least one start and nine started multiple times as a rookie. Entering Week 1, WR JJ Jones, RB Detrez Newsome and CB Brandon Facyson made the 2018 roster.



Season	Player	College	GP as Rookie
2018	CB Brandon Facyson	Virginia Tech	3
	WR JJ Jones	West Georgia	3
	RB Detrez Newsome	Western Carolina	3
2017	RB Austin Ekeler	Western State Colorado	16
	LB Nigel Harris	South Florida	5 (1 start)
	K Younghoe Koo	Georgia Southern	4
	LB James Onwualu	Notre Dame	9
	RB Kenneth Farrow	Houston	13 (2 starts)
2016	S Dexter McCoil	Tulsa	16 (2 starts)
	C/G Spencer Pulley	Vanderbilt	16
2015	LB Nick Dzubnar	Cal Poly – SLO	16
2014	CB Chris Davis	Auburn	12 (1 start)
	RB Branden Oliver	Buffalo	14 (7 starts)
2013	DT Tenny Palepoi	Utah	16
	S Jahleel Addae	Central Michigan	16 (2 starts)
	DT Kwame Geathers	Georgia	7
2012	G Mike Harris	UCLA	15 (9 starts)
2011	LB Darryl Gamble	Georgia	5
2010	LB Brandon Lang	Troy	10
2009	S C.J. Spillman	Marshall	5 (1 start)
2008	RB Mike Tolbert	Coastal Carolina	13 (7 starts)
2007	<i>No UDFAs made initial roster after final cuts</i>		
2006	WR Greg Camarillo	Stanford	4
	CB Cletis Gordon	Jackson State	2
2005	LB Marques Harris	Southern Utah	11
2004	<i>No UDFAs made initial roster after final cuts</i>		
2003	G Phil Bogle	New Haven	15 (13 starts)
	DE Jacques Cesaire	Southern Connecticut State	4
	LB Stephen Cooper	Maine	16
	TE Antonio Gates	Kent State	15 (11 starts)
	WR Kassim Osgood	San Diego State	16 (2 starts)

THE ROOKIE IMPACT IN 2018

The Chargers drafted defensive players with their first four selections of the 2018 draft. Those picks are paying dividends already in just three weeks of the young season. First-round selection Derwin James has been used all over the field and his versatility has shown. The Florida State standout is second on the team with 19 combined tackles, two sacks, on interception and four passes defended. Uchenna Nwosu has posted a sack while Kyzir White has totaled 16 tackles, an interception and as two passes defended. Justin Jones has worked his way onto the field to register five total tackles. (*Press box totals were used*)



Official Totals — Based on coaches' film review totals.

OFFENSE

WR Keenan Allen

Needs just two receptions to extend his team-record multi-catch streak to 57 games (Allen has had multiple receptions in all but one game in his career, his second career game played). It is the fourth-longest active multi-catch streak.

Needs 100-plus receiving yards to post the 20th 100-yard game of his career to tie WR Wes Chandler for the sixth-most in team annals.

WR Travis Benjamin

Needs at least two touchdown receptions and a punt return touchdown to record the fourth season of his career with multiple touchdown catches and a punt return touchdown. His three such seasons ties with Pittsburgh WR Antonio Brown and Kansas City WR Tyreek Hill for the most since Benjamin entered the NFL in 2012.

RB Austin Ekeler

Needs 71 rushing yards to reach 513 for his career, which would be the most by an undrafted running back in his first two seasons in team history.

Needs a touchdown run to become the first undrafted running back in Chargers history to post at least one rushing touchdown and one receiving touchdown in each of his first two seasons.

TE Antonio Gates

Needs seven catches to reach 941 for his career and pass Hall of Fame WR Art Monk (940) for No. 19 in NFL history.

Needs 24 receiving yards to reach 11,620 for his career and pass WR Calvin Johnson for 29th in NFL history.

RB Melvin Gordon III

Needs one rushing score to record 21 for his career and move into sole possession of No. 7 on the team's all-time rushing touchdowns list.

Needs 12 catches to to pass Danny Woodhead (167) for No. 5 in career receptions among running backs in team history.

Needs seven receiving yards to to pass Chuck Muncie (1,237) for No. 8 in career receiving yards among running backs in team history.

Needs one touchdown catch to become the seventh running back in Chargers history with 10 career receiving touchdowns.

Needs two touchdown catches to tie Darren Sproles (11) for No. 7 in receiving touchdowns by a running back in Chargers history.

Needs 63 scrimmage yards to pass Natrone Means (4,367) for No. 8 in team history by a running back.

Needs 83 scrimmage yards to pass Keith Lincoln (4,387) for No. 7 in team history by a running back.

QB Philip Rivers

Needs one more start to extend his longest active starting streak to 197-consecutive regular-season games.

Needs six completions to go for 25-plus yards to become the sixth quarterback in NFL history to reach 400 passes of 25-plus yards in his career.

Needs three touchdown passes to reach 14 for the season, which would be his most in his career through the first five games to start a season.

WR Tyrell Williams

Needs a touchdown catch to reach 14 for his career, breaking a tie with Danny Woodhead for sole possession of No. 4 in team history by an undrafted player.

TEAM/ DEFENSE

LOS ANGELES CHARGERS

Need 100-plus rushing yards to post the fifth-straight game of the year with at least 100 rushing yards. It would extend the team's current streak dating back to last season to six games.

DE Joey Bosa

Needs just six more solo tackles to reach 100 for his career.

Needs just 1.5 more sacks to reach 24.5 career sacks to pass Washington LB Ryan Kerrigan (24.0) for the sixth-most sacks in the NFL since Bosa entered the league in 2016.

Needs just 1.5 more sacks to post the seventh multi-sack game of his career, tying Arizona DE Chandler Jones for the second-most multi-sack games in the NFL since Bosa entered the league in 2016.

LB Kyle Emanuel

Needs just a half-sack to become the second-ever NFL player from North Dakota State to post at least a half-sack in each of his first four seasons (Phil Hansen, 1991-94).

With just one interception and one sack, can register his third season with at least one interception and at least one sack, tying S Eric Weddle for the most seasons in Chargers history with one-plus sacks and one-plus interceptions in a player's first four seasons.

CB Casey Hayward Jr.

Needs one interception to tie Detroit S Glover Quin and Seattle S Earl Thomas for the third-most interceptions (21) since Hayward Jr., entered the league in 2012. It would also tie him with L.A. Rams CB Marcus Peters for the most since Hayward Jr., joined the Chargers in 2016.

DE Melvin Ingram III

Needs 3.5 sacks to reach 40.0 for his career and become the seventh player in team history to reach that mark.

Needs just 1.5 more sacks to post the sixth multi-sack game of his career, tying L.A. Chargers DE Joey Bosa, New England DE Trey Flowers, New Orleans DE Cameron Jordan and Baltimore OLB Terrell Suggs for the third-most multi-sack games in the NFL since 2016.

S Derwin James

Needs 0.5 sacks and an interception to become the first defensive rookie with at least 3.5 sacks and two interceptions since Washington OLB Zach Brown did so in 2012 while with Tennessee.

Needs one sack to reach four for the year to tie CB Desmond King II (2017) for the most single-season sacks by a rookie defensive back in team history. The four sacks would tie King (L.A. Chargers, 2017) and DB Bill Bates (Dallas, 1983) for the most single-season sacks by a rookie defensive back in NFL history*.

Needs 1.5 more sacks to reach 4.5 for the season for the most single-season sacks by a rookie defensive back in NFL history*.

CB Desmond King II

Needs 2.0 sacks to reach 6.0 for his career and tie David Greenwood, Alex Molden, Kerry Rhodes and Gibril Wilson for the second-most sacks by a defensive back in his first two seasons in NFL history*.

LB Kyzir White

Needs two interceptions to reach three for the season to tie Rommie Lound (1960) and Paul Maguire (1960) for the third-most interceptions by a rookie linebacker in Chargers history.



THE PHILIP RIVERS FILE

Philip Rivers is the Chargers' franchise record-holder and he ranks ninth all-time for career passing yards with 50,772.

NFL ALL-TIME PASSING YARDS

1.	Peyton Manning	71,940
2.	Brett Favre	71,838
3.	Drew Brees	71,740
4.	Tom Brady	67,077
5.	Dan Marino	61,361
6.	Eli Manning	52,737
7.	Ben Roethlisberger	52,479
8.	Philip Rivers	51,504
9.	John Elway	51,475
10.	Warren Moon	49,325

• **Rivers** also owns the highest career completion (4,271) and attempts (6,639) totals in franchise history.

• **Rivers** finished the 2017 season with 4,515 passing yards, the sixth-most in a season in franchise history. Rivers now holds eight of the Top 10 single-season passing yardage marks in franchise history.

SINGLE-SEASON PASSING YARDS

1.	Dan Fouts, 1981	4,802
2.	Philip Rivers, 2015	4,792
3.	Dan Fouts, 1980	4,715
4.	Philip Rivers, 2010	4,710
5.	Philip Rivers, 2011	4,624
6.	Philip Rivers, 2017	4,515
7.	Philip Rivers, 2013	4,478
8.	Philip Rivers, 2016	4,386
9.	Philip Rivers, 2014	4,286
10.	Philip Rivers, 2009	4,254

• **Rivers** increased his career tally of 4,000-yard seasons to nine in 2017, a total that is tied for third in NFL history.

MOST NFL 4,000-YARD SEASONS (PASSING)

1.	Peyton Manning	14
2.	Drew Brees	12
3.	Tom Brady	9
	Philip Rivers	9

• **Rivers** also has posted his 12th-consecutive 3,000-yard season, which ties **Ben Roethlisberger** for fourth in NFL history.

MOST CONSECUTIVE 3,000-YARD SEASONS (PASSING)

1.	Brett Favre (1992-09)	18
2.	Drew Brees (2004-17)	14
3.	Peyton Manning (1998-10)	13
	Eli Manning (2005-17)	13
5.	Philip Rivers (2006-17)	12
	Ben Roethlisberger (2006-17)	12

• **Rivers** became the third quarterback in NFL history to pass for at least 3,500 yards in 10 consecutive seasons.

• **Rivers** threw 28 touchdown passes in 2017, for a 10th-straight 25-plus TD season. It is the third-longest streak in NFL history.

MOST CONSECUTIVE 25-TOUCHDOWN SEASONS (PASSING)

1.	Peyton Manning (1998-2010)	13
2.	Drew Brees (2006-16)	11
3.	Philip Rivers (2008-17)	10



• **Rivers'** 33 touchdown passes in the 2016 season gave him five-career 30-TD seasons, sixth in NFL history.

MOST NFL 30-TOUCHDOWN SEASONS (PASSING)

1.	Drew Brees, Brett Favre, Peyton Manning	9
4.	Tom Brady	7
5.	Aaron Rodgers	6
6.	Philip Rivers	5

• **Rivers** attempted 575 passes in 2017, sixth in franchise history for a season, and completed 360 (T-fifth). He now owns eight of the 10 highest pass completion and pass attempt seasons in franchise history.

CHARGERS SINGLE-SEASON PASS COMPLETIONS

1.	Philip Rivers, 2015	437
2.	Philip Rivers, 2014	379
3.	Philip Rivers, 2013	378
4.	Philip Rivers, 2011	366
5.	Dan Fouts, 1981	360
	Philip Rivers, 2017	360
7.	Philip Rivers, 2010	357
8.	Philip Rivers, 2016	349
9.	Dan Fouts, 1980	348
10.	Philip Rivers, 2012	338



CHARGERS SINGLE-SEASON PASS ATTEMPTS

1.	Philip Rivers, 2015	661
2.	Dan Fouts, 1981	609
3.	Dan Fouts, 1980	589
4.	Philip Rivers, 2011	582
5.	Philip Rivers, 2016	578
6.	Philip Rivers, 2017	575
7.	Philip Rivers, 2014	570
8.	Philip Rivers, 2013	544
9.	Philip Rivers, 2010	541
10.	Dan Fouts, 1979	530

- **Rivers** is the franchise's all-time leader for touchdown passes (353) and he ranks sixth on the NFL's all-time touchdowns list.

MOST NFL TOUCHDOWN PASSES (CAREER)

1.	Peyton Manning	539
2.	Brett Favre	508
3.	Tom Brady	497
4.	Drew Brees	496
5.	Dan Marino	420
6.	Philip Rivers	353
7.	Eli Manning	343

- **Rivers** finished 2017 with 28 touchdown passes, tied for ninth in a season in franchise history. He now owns eight of the Top 10 touchdown passing seasons in franchise history.

CHARGERS SINGLE-SEASON TOUCHDOWN PASSES

1.	Philip Rivers, 2008	34
2.	Philip Rivers, 2016	33
	Dan Fouts, 1981	33
4.	Philip Rivers, 2013	32
5.	Philip Rivers, 2014	31
6.	Philip Rivers, 2010	30
	Dan Fouts, 1980	30
8.	Philip Rivers, 2015	29
9.	Philip Rivers, 2009	28
	Philip Rivers, 2017	28

- On Sept. 17, 2017, against Miami, **Rivers** recorded the 52nd 300-yard passing game of his career to break a tie with **Dan Fouts** for the franchise record.

CHARGERS CAREER 300-YARD PASSING GAMES

1.	Philip Rivers	58
2.	Dan Fouts	51

- **Rivers** is the Chargers' all-time leader with 10 career 400-yard passing games and he ranks tied for fifth in NFL annals.

NFL CAREER 400-YARD PASSING GAMES

1.	Drew Brees	16
2.	Peyton Manning	14
3.	Dan Marino	13
4.	Ben Roethlisberger	11
5.	Tom Brady	10
	Philip Rivers	10

MOST WINS AS AN ACTIVE STARTER

	Player	Team	No.
1.	Tom Brady	N.E.	198
2.	Drew Brees	S.D./N.O.	145
3.	Ben Roethlisberger	Pit.	136
4.	Eli Manning	NYG	111
5.	Philip Rivers	S.D./LAC	108

RIVERS DOES IT AGAIN

On Sept. 30, 2018 versus San Francisco, Philip Rivers led the Chargers to a 29-27 come-from-behind victory. The Chargers trailed the Raiders 27-26 early in the fourth quarter. The win marked the 25th fourth quarter come-from-behind victory of Rivers' illustrious career. Below is a look at all 25 of Rivers' fourth quarter come-from-behind wins.

Date	Opp.	Deficit	Final Score
09/30/18	vs. San Francisco	26-27	Won, 29-27
10/15/17	at Oakland	14-16	Won, 17-16
10/8/17	at New York Giants	17-22	Won, 27-22
10/23/16	at Atlanta*	20-27	Won, 33-30
09/13/15	Detroit	20-21	Won, 33-28
12/20/14	at San Francisco*	21-35	Won, 38-35
11/30/14	at Baltimore	13-23	Won, 34-33
10/12/14	at Oakland	21-28	Won, 31-28
12/29/13	Kansas City*	14-24	Won, 27-24
11/24/13	at Kansas City	24-28	Won, 41-38
09/29/13	Dallas	20-21	Won, 30-21
09/15/13	at Philadelphia	27-23	Won, 33-30
09/11/11	Minnesota	17-14	Won, 24-17
11/07/10	at Houston	21-23	Won, 29-23
11/08/09	at N.Y. Giants	20-14	Won, 21-20
09/14/09	at Oakland	20-17	Won, 24-20
01/03/09	Indianapolis^*	17-14	Won, 23-17
12/21/08	at Tampa Bay	24-20	Won, 41-24
12/14/08	at Kansas City	21-10	Won, 22-21
09/28/08	at Oakland	15-3	Won, 28-18
12/09/07	at Tennessee*	17-3	Won, 23-17
12/24/06	at Seattle	14-13	Won, 20-17
11/26/06	vs. Oakland	14-7	Won, 21-14
11/19/06	at Denver	27-21	Won, 35-27
11/12/06	at Cincinnati	38-28	Won, 49-41
^AFC Wild Card Playoffs			
*Overtime game			

MORE ON PHILIP RIVERS

- Rivers has started a franchise-record 196 consecutive regular-season games. It's the NFL's longest active streak.
- Rivers has posted a 108-88 (.551) regular-season record. He became the fifth active quarterback to reach 100 regular-season wins after the victory against the Broncos on Oct. 22, 2017. Including postseason, Rivers' 112 wins overall also ranks No. 5 among active quarterbacks.
- Rivers has posted a passer rating of 120 or higher 44 times during his career. The Chargers are 39-5 (.886) in those games. He has also posted a rating of 130.0 or higher 25 times and the Chargers are 25-0 in those games.
- Rivers is 40-33 (.519) as a starter in regular-season AFC West games. In 73 division games as a starter, he's completed 1,498 of 2,393 (62.6 pct.) for 18,143 yards with 117 touchdowns and 71 interceptions for a 89.8 passer rating.
- Rivers is one of the NFL's top late-season quarterbacks. Since taking over as the Bolts' starting quarterback in 2006, he has guided the Chargers to a record of 39-19 (.672) in regular-season games played in December and January.
- Rivers is not only great in December and January, but in the second half of the season overall. Throughout his career, Rivers is 65-40 (.619) as a starter in games played after Nov. 1.
- Rivers is a nine-time AFC Offensive Player of the Week. His nine AFC POW awards rank second in team history to LaDainian Tomlinson's 10.
- Rivers is a 13-time FedEx Air NFL Player of the Week during his career.
- Since 2012, Rivers has posted the fourth most offensive plays (6,672) in the NFL.



REGULAR-SEASON RANKINGS

		All-Time	Active Players
Completions	4,271	8	5
Yards	51,504	8	5
Percentage	64.3	9	5
Touchdowns	353	6	3
QB Rating	95.2	8	5

POSTSEASON RANKINGS

		All-Time	Active Players
Completions	164	27	9
Yards	2,165	27	9
Percentage	60.3	24	9
Touchdowns	11	33t	10
QB Rating	85.2	21	11

COMBINED (REGULAR AND POSTSEASON) RANKINGS

		All-Time	Active Players
Completions	4,435	9	5
Yards	53,669	9	5
Percentage	64.2	7	4
TDs	364	7	4
QB Rating	94.8	8	4

At the Week 8 matchup against the Patriots, **Philip Rivers** surpassed 50,000 passing yards in his career during regular and postseason play. He surpassed 50,000 yards in regular season play against the Raiders in Week 17 of 2017.

Regular Season, All-Time:

Most Consecutive Games Played

196	Philip Rivers, 2004-18
179	David Binn, 1994-10
178	Russ Washington, 1968-80

Rivers Earns His 100th Win

Philip Rivers earned his 100th career regular season win when the Chargers downed the Denver Broncos, 21-0, on Oct. 22, 2017. Here is a list of quarterbacks that have won 100 or more regular season games.

Name	Wins
Tom Brady	198
Brett Favre	186
Peyton Manning	186
John Elway	148
Dan Marino	147
Drew Brees	145
Ben Roethlisberger	136
Fran Tarkenton	124
Johnny Unitas	118
Joe Montana	117
Eli Manning	111
Philip Rivers	108
Terry Bradshaw	107
Warren Moon	102
Jim Kelly	101

TOUCHDOWNS THROWN TO BY RIVERS

Antonio Gates	88
Vincent Jackson	37
Malcom Floyd	34
Keenan Allen	22
Eddie Royal	16
Danny Woodhead	13
Tyrell Williams	13
Hunter Henry	12
Darren Sproles	11
Chris Chambers	10
Melvin Gordon	9
Dontrelle Inman	8
Travis Benjamin	8
Danario Alexander	7
Ladarius Green	7
LaDainian Tomlinson	7
Brandon Manumaleuna	5
Mike Tolbert	5
Austin Ekeler	5
Seyi Ajirotutu	3
Vincent Brown	3
Jacob Hester	3
Stevie Johnson	3
Legedu Naanee	3
Dante Rosario	3
Mike Williams	3
Patrick Crayton	2
Buster Davis	2
Randy McMichael	2
Robert Meachem	2
John Phillips	2
Jackie Battle	1
Ryan Mathews	1
Lorenzo Neal	1
Brandon Oliver	1
Kelley Washington	1
Kris Wilson	1
Total	353





• **Antonio Gates** surpassed Tony Gonzalez's mark for the most touchdown catches in NFL history by a tight end when he snagged his 112th during the Chargers' 2017 home opener against Miami. Gates moved into sixth all-time in touchdown catches among all players. Gates is the Chargers' all-time leader in receptions (934), receiving yards (11,596) and touchdown catches (115). All-time among tight ends, Gates, ranks third in catches and yards. Gates' 115 touchdown catches since he came into the NFL in 2003 are the most in the NFL over that span (2003-present).

NFL ALL-TIME RECEIVING TOUCHDOWNS (TIGHT ENDS)

1. **Antonio Gates**..... 115
2. Tony Gonzalez..... 111

NFL ALL-TIME RECEPTIONS (TIGHT ENDS)

1. Tony Gonzalez..... 1,325
2. Jason Witten 1,152
3. **Antonio Gates**..... 934

NFL ALL-TIME RECEIVING YARDS (TIGHT ENDS)

1. Tony Gonzalez..... 15,127
2. Jason Witten 12,448
3. **Antonio Gates**..... 11,596

NFL ALL-TIME RECEIVING TOUCHDOWNS (ALL PLAYERS)

1. Jerry Rice..... 197
2. Randy Moss 156
3. Terrell Owens..... 153
4. Cris Carter..... 130
5. Marvin Harrison..... 128
6. **Antonio Gates**..... 115
7. Tony Gonzalez..... 111

• **Philip Rivers** and **Gates** have connected on 88 touchdowns during their careers, most in NFL history for a quarterback-tight end tandem. Gates has actually caught 90 touchdown passes since Rivers became the team's starting quarterback in 2006, but two of the touchdown passes were thrown by **LaDainian Tomlinson** on halfback-option plays (Nov. 26, 2006 vs. Oakland and Sept. 9, 2007 vs. Chicago).

ALL-TIME TOUCHDOWNS BY QB-TE DUO

1. **Philip Rivers to Antonio Gates** 88
2. Tom Brady to Rob Gronkowski 76
3. Drew Brees to Jimmy Graham 51

• **Rivers** and **Gates**' 88 touchdowns are also the second-most all-time between a quarterback and receiver. The only combinations that are better are **Peyton Manning** and **Marvin Harrison** (112). Rivers and Gates passed **Steve Young** and **Jerry Rice** at the Chiefs on Dec. 16, 2017.

ALL-TIME TOUCHDOWNS BY QB-RECEIVER DUO

1. Peyton Manning to Marvin Harrison 112
2. **Philip Rivers to Antonio Gates** 88
3. Steve Young to Jerry Rice 85

• **Gates** has 21-career multi-touchdown games, most by a tight end in NFL history.

MOST MULTI-TOUCHDOWN GAMES (TIGHT ENDS)

1. **Antonio Gates**..... 21
2. Tony Gonzalez..... 18
3. Rob Gronkowski 17

• **Gates** caught his first touchdown pass of the 2017 season in Week 2 vs. Miami. When he did, he surpassed **Andre Johnson** and **Anquan Boldin** for the longest active season streak with at least one touchdown (15 seasons). It's the second-longest streak among tight ends all time. **Tony Gonzalez** (17 seasons) holds the all-time record.

GATES PASSES 900 CATCHES

• **Antonio Gates** added six catches in the win at the Jets on Dec. 24. That moved him into the top-20 all-time, passing Torry Holt (920).

NFL CAREER RECEPTION LEADERS

19. Art Monk..... 940
20. **Antonio Gates**..... 934
21. Torry Holt..... 920
22. Wes Welker 903



Chargers TE **Antonio Gates** ranks No. 1 all-time among tight ends with 115 career touchdown receptions. Gates' 115 touchdowns rank No. 1 among active players and No. 6 all-time. The Chargers are 53-38 when Gates finds the endzone.

ANTONIO GATES TOUCHDOWNS

Date	Opponent	W/L	Quarter	Time	Length	Passer
Nov. 9, 2003	vs. Minnesota	W	2	0:25	4	Doug Flutie
Nov. 30, 2003	vs. Kansas City	L	4	0:00	18	Doug Flutie
Oct. 3, 2004	vs. Tennessee	W	2	5:16	11	Drew Brees
Oct. 10, 2004	vs. Jacksonville	W	1	10:14	1	Drew Brees
			2	9:23	11	Drew Brees
Oct. 31, 2004	vs. Oakland	W	3	12:05	5	Drew Brees
			3	3:08	1	Drew Brees
Nov. 7, 2004	vs. New Orleans	W	1	9:50	12	Drew Brees
			3	3:15	7	Drew Brees
			3	2:04	2	Drew Brees
Nov. 21, 2004	at Oakland	W	1	9:05	11	Drew Brees
Nov. 28, 2004	at Kansas City	W	4	10:13	18	Drew Brees
			4	6:22	11	Drew Brees
Dec. 19, 2004	at Cleveland	W	2	2:11	72	Drew Brees
Dec. 26, 2004	at Indianapolis	L	3	9:24	4	Drew Brees
Sept. 25, 2005	vs. New York Giants	W	3	2:59	14	Drew Brees
Oct. 10, 2005	vs. Pittsburgh	L	2	0:34	11	Drew Brees
Oct. 23, 2005	at Philadelphia	L	4	13:48	8	Drew Brees
Oct. 30, 2005	vs. Kansas City	W	1	4:30	19	Drew Brees
			2	0:27	20	Drew Brees
			4	9:10	35	Drew Brees
Nov. 20, 2005	vs. Buffalo	W	1	0:32	27	Drew Brees
Dec. 4, 2005	vs. Oakland	W	2	11:14	6	Drew Brees
Dec. 11, 2005	vs. Miami	L	4	0:15	8	Drew Brees
Dec. 24, 2005	at Kansas City	L	1	4:06	18	Drew Brees
Sept. 11, 2006	at Oakland	W	4	9:56	4	Philip Rivers
Oct. 8, 2006	vs. Pittsburgh	W	3	5:21	22	Philip Rivers
Oct. 15, 2006	at San Francisco	W	1	12:00	57	Philip Rivers
Oct. 22, 2006	at Kansas City	L	3	9:29	1	Philip Rivers
Nov. 26, 2006	vs. Oakland	W	4	9:46	19	LaDainian Tomlinson
Dec. 3, 2006	at Buffalo	W	2	0:24	11	Philip Rivers
Dec. 10, 2006	vs. Denver	W	1	4:40	12	Philip Rivers
			2	0:23	7	Philip Rivers
Dec. 31, 2006	vs. Arizona	W	2	10:25	33	Philip Rivers
Sept. 9, 2007	vs. Chicago	W	3	0:45	17	LaDainian Tomlinson
Sept. 16, 2007	at New England	L	4	14:48	12	Philip Rivers
Oct. 7, 2007	at Denver	W	3	9:20	9	Philip Rivers
Oct. 28, 2007	vs. Houston	W	1	5:49	49	Philip Rivers
			2	12:00	31	Philip Rivers
Nov. 18, 2007	at Jacksonville	L	4	5:06	24	Philip Rivers
Nov. 25, 2007	vs. Baltimore	W	2	7:16	35	Philip Rivers
			3	11:30	25	Philip Rivers
Dec. 9, 2007	at Tennessee	W	4	0:09	2	Philip Rivers
Sept. 7, 2008	vs. Carolina	L	4	6:45	24	Philip Rivers
Sept. 22, 2008	vs. New York Jets	W	2	3:17	6	Philip Rivers
Sept. 28, 2008	at Oakland	W	4	14:12	9	Philip Rivers
Oct. 12, 2008	vs. New England	W	3	7:07	1	Philip Rivers
Oct. 26, 2008	at New Orleans	L	2	1:08	12	Philip Rivers
Nov. 9, 2008	vs. Kansas City	W	4	6:55	8	Philip Rivers
Dec. 21, 2008	at Tampa Bay	W	2	13:26	15	Philip Rivers
			4	14:53	5	Philip Rivers
Oct. 4, 2009	at Pittsburgh	L	3	1:33	3	Philip Rivers
			4	5:48	5	Philip Rivers
Nov. 29, 2009	vs. Kansas City	W	1	4:13	19	Philip Rivers
			2	2:52	15	Philip Rivers
Dec. 13, 2009	at Dallas	W	4	10:56	14	Philip Rivers
Dec. 20, 2009	vs. Cincinnati	W	1	10:06	3	Philip Rivers
Dec. 25, 2009	at Tennessee	W	2	8:46	36	Philip Rivers
Jan. 3, 2010	vs. Washington	W	1	6:36	12	Philip Rivers
Sept. 13, 2010	at Kansas City	L	1	1:52	3	Philip Rivers
Sept. 19, 2010	vs. Jacksonville	W	2	11:32	9	Philip Rivers
			2	0:10	4	Philip Rivers
Sept. 26, 2010	at Seattle	L	4	6:39	12	Philip Rivers
Oct. 3, 2010	vs. Arizona	W	1	4:45	33	Philip Rivers
			2	3:30	26	Philip Rivers
Oct. 10, 2010	at Oakland	L	2	10:07	19	Philip Rivers
Oct. 24, 2010	vs. New England	L	4	7:21	4	Philip Rivers
Oct. 31, 2010	vs. Tennessee	W	3	4:20	48	Philip Rivers
Dec. 5, 2010	vs. Oakland	L	4	9:59	4	Philip Rivers
Oct. 23, 2011	at New York Jets	L	2	12:11	2	Philip Rivers
Nov. 6, 2011	vs. Green Bay	L	3	1:58	11	Philip Rivers
Nov. 20, 2011	at Chicago	L	2	2:04	8	Philip Rivers
Nov. 27, 2011	vs. Denver	L	2	7:58	6	Philip Rivers
Dec. 11, 2011	vs. Buffalo	W	1	7:52	9	Philip Rivers
			3	4:11	2	Philip Rivers
Jan. 1, 2012	at Oakland	W	1	1:02	38	Philip Rivers
Oct. 15, 2012	vs. Denver	L	1	8:16	15	Philip Rivers
			2	0:24	11	Philip Rivers
Nov. 1, 2012	vs. Kansas City	W	1	10:24	14	Philip Rivers
Nov. 11, 2012	at Tampa Bay	L	1	4:19	13	Philip Rivers
Dec. 16, 2012	vs. Carolina	L	4	14:02	9	Philip Rivers
Dec. 23, 2012	at New York Jets	W	3	1:34	34	Philip Rivers
Dec. 30, 2012	vs. Oakland	W	2	2:48	11	Philip Rivers
Sept. 22, 2013	at Tennessee	L	1	9:34	7	Philip Rivers
Sept. 29, 2013	vs. Dallas	W	4	6:54	56	Philip Rivers
Nov. 17, 2013	at Miami	L	1	0:18	5	Philip Rivers
Dec. 29, 2013	vs. Kansas City	W	2	14:56	4	Philip Rivers
Sept. 14, 2014	vs. Seattle	W	2	12:05	8	Philip Rivers
			2	1:04	8	Philip Rivers
			3	3:01	21	Philip Rivers

Date	Opponent	W/L	Quarter	Time	Length	Passer
Oct. 5, 2014	vs. New York Jets	W	1	7:31	8	Philip Rivers
			2	10:15	12	Philip Rivers
Oct. 12, 2014	at Oakland	W	3	2:52	1	Philip Rivers
Oct. 19, 2014	vs. Kansas City	L	2	0:14	27	Philip Rivers
Oct. 23, 2014	at Denver	L	3	2:39	4	Philip Rivers
			4	9:31	10	Philip Rivers
Dec. 14, 2014	vs. Denver	L	4	10:13	5	Philip Rivers
Dec. 20, 2014	at San Francisco	W	3	5:49	1	Philip Rivers
			4	5:15	21	Philip Rivers
Oct. 12, 2015	vs. Pittsburgh	L	1	9:50	12	Philip Rivers
			4	8:02	11	Philip Rivers
Nov. 29, 2015	at Jacksonville	W	2	1:50	9	Philip Rivers
			2	0:45	12	Philip Rivers
Jan. 3, 2015	at Denver	L	3	8:18	13	Philip Rivers
Sept. 18, 2016	vs. Jacksonville	W	2	9:54	2	Philip Rivers
Oct. 9, 2016	at Oakland	L	4	6:21	4	Philip Rivers
Oct. 30, 2016	at Denver	L	1	7:24	7	Philip Rivers
Nov. 6, 2016	vs. Tennessee	W	1	10:02	13	Philip Rivers
Nov. 13, 2016	vs. Miami	L	2	7:37	11	Philip Rivers
Dec. 24, 2016	at Cleveland	L	1	10:49	1	Philip Rivers
Jan. 1, 2017	vs. Kansas City	L	2	14:49	2	Philip Rivers
Sept. 17, 2017	vs. Miami	L	3	8:18	7	Philip Rivers
Dec. 16, 2017	at Kansas City	L	3	9:20	10	Philip Rivers
Dec. 24, 2017	at New York Jets	W	2	8:55	3	Philip Rivers
Sept. 30, 2018	vs. San Francisco	W	1	0:43	5	Philip Rivers

ANTONIO GATES TDS BY PASSER

Philip Rivers	88
Drew Brees	23
Doug Flutie	2
LaDainian Tomlinson	2

Gates became the **22nd player** in NFL history to haul in 900 passes. His 934 receptions rank No. 20 all-time and No. 3 among tight ends. Gates has posted 10-plus receptions in four games, one of 11 tight ends in NFL history with at least four 10-catch games.

10 CATCH GAMES

Date	Wk	Opponent	Result	Rec	Yds	Avg	Lg	TD
10/30/2005	8	KC	W	10	145	14.5	35t	3
12/11/2005	14	Mia	L	13	123	9.5	25	1
9/23/2007	3	@GB	L	11	113	10.3	26	0
9/29/2013	4	Dal	W	10	136	13.6	56t	1

With **11,596 receiving yards** in his career, Gates ranks **30th all-time** and No. 3 among tight ends. Gates has posted 100-plus receiving yards in 21 games throughout his career, one of just seven tight ends in league annals with 20-plus games of at least 100 yards receiving. His 21 games rank tied for fifth with former Cowboys TE Jason Witten and former Eagles TE Pete Retzlaff.

100-YARD RECEIVING GAMES

Date	Wk	Opponent	Result	Rec	Yds	Avg	Lg	TD
12/14/2003	15	GB	L	5	117	23.4	48	0
9/12/2004	1	@Hou	W	8	123	15.4	29	0
11/21/2004	11	@Oak	W	8	101	12.6	28	1
10/2/2005	4	@NE	W	6	108	18	38	0
10/30/2005	8	KC	W	10	145	14.5	35t	3
11/6/2005	9	@NYJ	W	8	132	16.5	29	0
12/11/2005	14	Mia	L	13	123	9.5	25	1
12/10/2006	14	Den	W	7	104	14.9	26	2
9/9/2007	1	Chi	W	9	107	11.9	19	1
9/23/2007	3	@GB	L	11	113	10.3	26	0
10/7/2007	5	@Den	W	7	113	16.1	34	1
11/25/2007	12	Bal	W	6	105	17.5	35t	2
10/4/2009	4	@Pit	L	9	124	13.8	30t	2
11/29/2009	12	KC	W	7	118	16.9	22	2
12/6/2009	13	@Cle	W	8	167	20.9	56	0
9/26/2010	3	@Sea	L	7	109	15.6	28	1
10/3/2010	4	Ari	W	7	144	20.6	33t	2
10/31/2010	8	Ten	W	5	123	24.6	48t	1
1/1/2012	17	@Oak	W	5	106	21.2	38t	1
9/15/2013	2	@Phi	W	8	124	15.5	24	0
9/29/2013	4	Dal	W	10	136	13.6	56t	1





HEAD COACH ANTHONY LYNN

On Jan. 13, 2017, the Los Angeles Chargers named Anthony Lynn the 16th head coach in franchise history and the first African-American head coach in team annals. Lynn joined the Chargers after spending the 2015-16 seasons as the assistant head coach and running backs coach for the Buffalo Bills.

In his first season at the helm in Los Angeles Lynn rallied the team after an 0-4 start to win nine of the final 12 games, including six of the last seven contests. The Chargers finished 9-7 and just missed out on a playoff berth due to a tiebreaker. The nine wins over the 12-game span was the best mark since the team won the last 11 games of the 2009 season. The five-straight home wins were also the best run on home turf since that 2009 season.

Lynn put his imprint on the team in year one. The Bolts turned the ball over just 15 times in 2017 to rank tied for fourth in the NFL after a season in which they were dead last with 35 turnovers. The offensive line led the league in the least amount of sacks allowed with 18. The Chargers haven't led the league in the least amount of sacks allowed since in the AFL in 1968.

A native of Celina, Texas, some 40 miles north of Dallas, Lynn was an All-Southwest Conference running back as a collegian at Texas Tech, where he rushed for 1,911 yards and 17 touchdowns on 481 carries. That helped him earn a ticket to the NFL where he signed with the New York Giants as an undrafted free agent in 1992. After being released by the Giants, Lynn signed with Denver in 1993 and appeared in 13 games for the Broncos. In 1994, he suffered a broken leg and spent the year on injured reserve. Lynn moved on to the Bay Area in 1995, spending two seasons with the San Francisco 49ers (1995-96) before concluding his career in Denver (1997-99) where he won back-to-back Super Bowl championships (XXXII and XXXIII) with the Broncos. Lynn hung up his cleats after the '99 season, having played in 83 career games.

Lynn jumped right into the coaching ranks in 2000, spending three seasons (2000-02) with the Broncos as an offensive assistant and assistant to special teams. In 2003, he landed his first full-time position gig as the running backs coach for the Jacksonville Jaguars (2003-04). That was followed by similar positions with the Dallas Cowboys (2005-06), Cleveland Browns (2007-08), New York Jets (2009-14) and Bills (2015-16). Lynn carried the additional title of assistant head coach in New York in 2014 and with the Bills for his two seasons there.

Lynn spent the last two seasons (2015-16) with the Bills, including the final 14 games of the 2016 season as their offensive coordinator and the final game of the year as their interim head coach. The Bills led the NFL in both of Lynn's seasons in both rushing yards (2,630 in 2016 and 2,432 in 2015) and rushing touchdowns (29 in 2016 and 19, tie in 2015). The Bills also led the League in average yards per carry (5.3 in 2016 and 4.8, tie in 2015) in each of his two seasons in Upstate New

York. More impressively, at his last two coaching stops (New York and Buffalo), his teams combined to rush for 18,218 yards during that span (2009-16), the most combined yards in the NFL over that time period. In Week 16 of the 2016 season, as Offensive Coordinator for the Bills, Lynn led the offense to a franchise-record 589 total yards.

The fact that Lynn is coaching today is a miracle in and of itself. Back in 2005, early in Lynn's first season with the Cowboys, he was hit by a drunk driver while crossing a street. The impact was so violent that it's a miracle he survived. The accident happened as Lynn was leaving a restaurant following dinner with several Cowboys coaches. The impact threw him an estimated 40-50 feet and he landed on top of a parked Volkswagen. The force of the impact totaled the car. Pittsburgh Steelers Offensive Coordinator Todd Haley was with Lynn at the time. He narrowly avoided being hit himself and was the first to render aid to Lynn. The damage tally was extensive – two collapsed lungs, three broken ribs, major facial and shoulder damage that required four surgeries and temporary paralysis – yet despite it all, Lynn walked out of the hospital in less than two weeks.

Lynn was raised in Texas by a single mom, Betty Jackson, a former all-state basketball player who had coaching aspirations herself. Lynn's maternal grandfather, Tommy Lynn, a farmer and former baseball catcher, helped raise Anthony. Mother and grandfather helped instill a tireless work ethic in Lynn at an early age. By 13, he was working 40-60 hour weeks doing construction in the summertime. He worked his way up the construction ladder and had become a foreman by the time he was in high school. One of his responsibilities was driving his crew to job sites for a company that built shopping malls and custom homes. It spurned an interest in interior design and Lynn initially studied interior fashion design in college.

Lynn has since reconnected with his father, Donald Wilson, a Los Angeles native who once tried out for the Dodgers as a left-handed pitcher. Wilson now resides in Corona.

Lynn is married to Stacey Bell Lynn. He has two children, son, D'Anton, and daughter, Danielle. Stacey is a news anchor at WNBC in New York City. D'Anton played football collegiately at Penn State and professionally with the New York Jets and the Canadian Football League's Hamilton Tiger-Cats and currently is the assistant defensive backs coach for the Houston Texans. Danielle studied at the University of Oklahoma and is currently in graduate school at the University of North Texas.

In the spring of 2018, Lynn completed his college degree after leaving school for the NFL 26 years ago. Despite being in his first year as a head coach, Lynn received his degree in interdisciplinary studies from UNLV.

Anthony Lynn's Coaching Experience

2000-02 – Offensive Asst./Asst. to Spec. Tms., Broncos
2003-04 – Running Backs, Jacksonville Jaguars
2005-06 – Running Backs, Dallas Cowboys
2007-08 – Running Backs, Cleveland Browns

Anthony Lynn's Coaching Experience

2009-13 – Running Backs, New York Jets
2014 – Running Backs/Asst. Head Coach, New York Jets
2015-16 – Running Backs/Asst. Head Coach, Buffalo Bills
2016 – Offensive Coordinator/Interim Head Coach, Buffalo Bills
2017-18 – Head Coach, Los Angeles Chargers





GENERAL MANAGER TOM TELESKO

With a keen eye for acquiring talented players, Tom Telesco serves his sixth season as General Manager of the Chargers in 2018.

Telesco was hired by the Chargers in January 2013. Forty years old at the time of his hiring, he became the youngest general manager in team history. Telesco immediately helped the Chargers return to the playoffs in 2013 with a roster that featured 25 players who joined the team prior to or during the season.

His first draft featured 2013 Pepsi Next NFL Rookie of the Year Keenan Allen. In 2017, Allen went on to break the Chargers' single-season receptions record and posted the second most receiving yards in team history en route to being named the NFL Comeback Player of the Year and earning his first Pro Bowl nod.

Over his five years with the organization, Telesco has drafted three pro bowlers in the first round in Jason Verrett, Melvin Gordon and Joey Bosa.

Telesco also has a proven track record with undrafted free agents. His finds have been highlighted by deep-threat and 1,000-yard receiver Tyrell Williams out of Western Oregon, special teams stalwart Nick Dzubnar from Cal Poly-San Luis Obispo, running back Austin Ekeler out of Western State and Central Michigan safety Jahleel Addae.

On top of his draft choices, Telesco has brought in some of the top free agent talents in the NFL. Casey Hayward has blossomed into one of the top corners in the league, making back-to-back Pro Bowls in 2016-17 while offensive tackle Russell Okung made the Pro Bowl in his first season with the team in 2017. His signings also include defensive tackle Brandon Mebane, wide receiver/punt returner Travis Benjamin and his latest being three-time Pro Bowl center Mike Pouncey in 2018.

A native of Buffalo, N.Y., Telesco prepped at St. Francis High School in Athol Springs, N.Y. Days prior to Super Bowl XLVIII in January 2014, which was co-hosted by New York and New Jersey, Telesco was recognized for his accomplishments on the floor of the New York State Senate by Senator Timothy Kennedy.

After graduating from St. Francis, Telesco played wide receiver at John Carroll University in Ohio. He was a starter on the Blue Streaks' 1994 Ohio Athletic Conference Championship team, and two of his teammates at John Carroll were Chris and Brian Polian, sons of Bill Polian, a 2015 inductee into the Pro Football Hall of Fame.

While attending John Carroll, Telesco spent four summers (1991-94) as a training camp intern with the Buffalo Bills. At that time, the elder Polian was the Bills' general manager. Polian left Buffalo for Carolina in 1994 and after Telesco graduated from John Carroll with a degree in business management in 1995, Polian hired him to work in the Panthers' scouting department. In 1998, Telesco and Polian moved on to Indianapolis, where Telesco would spend his next 15 NFL seasons as a college scout, pro scout, director of pro scouting, director of player personnel and vice president of football operations. He worked in Indianapolis during Peyton Manning's entire career with the Colts and later part of the team that brought Andrew Luck to the Colts with the first pick of the 2012 NFL Draft. Telesco also was involved in Colts drafts that featured four-time Pro Bowl running back Edgerrin James, five-time Pro Bowl wide receiver Reggie Wayne, Dwight Freeney, a seven-time Pro Bowler as a Colt and two-time Pro Bowl selection and Defensive Player of the Year Bob Sanders.

Telesco's tenure in Indianapolis was one of the most successful eras in Colts history. They played in two Super Bowls, including a victory over Chicago in Super Bowl XLI. From 1998-2012, the Colts won 154 regular-season games, eight division titles and they appeared in the playoffs 12 times. Indianapolis set an NFL record with 12 or more wins in seven consecutive seasons and they won an NFL-record 23 straight regular-season games during the 2008-09 seasons. Their 115 regular-season wins from 2000-09 set an NFL record for wins in a decade.

In 2015 and this year in 2018, Telesco was invited to be a speaker at the NFL's Career Development Symposium in Arizona. The program, attended by nearly 70 coaches and front office executives, was designed to engage aspiring head coach and general manager candidates. Telesco was one of only two active general managers invited to address participants at the symposium. He is also the co-chairman of the NFL General Manager Advisory Committee.

Telesco and his wife, Larah, have a daughter, Elena, and two sons, Thomas and Nicholas.

Tom Telesco's Experience

1995-96 – Scouting Assistant, Carolina Panthers
1997 – Area Scout, Carolina Panthers
1998-00 – Area Scout, Indianapolis Colts
2001-03 – Pro Scout, Indianapolis Colts

Tom Telesco's Experience

2004-05 – Director of Pro Scouting, Indianapolis Colts
2006-11 – Director of Player Personnel, Indianapolis Colts
2012 – V.P. of Football Operations, Indianapolis Colts
2013-18 – General Manager, Los Angeles Chargers



2018 NUMERICAL ROSTER

ACTIVE ROSTER

No.	Name	Pos.	Ht.	Wt.	Age	Exp.	College	Hometown	How Acq.	2018 GP/GS/DNP/INA
3	Geno Smith	QB	6-3	221	27	6	West Virginia	Lakemont, Ga.	UFA (NYG)-'18	1/0/3/0
5	Donnie Jones	Pos.	6-2	221	38	15	Louisiana State	Baton Rouge, La.	FA-'18	0/0/0/0
6	Caleb Sturgis	K	5-9	192	29	6	Florida	St. Augustine, Fla.	UFA (Phi)-'18	4/0/0/0
11	Jeremy Davis	WR	6-3	211	26	4	Connecticut	Lawrenceville, Ga.	FA-'16	3/0/0/1
12	Travis Benjamin	WR/PR	5-10	175	28	7	Miami	Belle Glade, Fla.	UFA (Cle)-'16	2/1/0/2
13	Keenan Allen	WR	6-2	211	26	6	California	Greensboro, N.C.	D3-'13	4/4/0/0
16	Tyrell Williams	WR	6-4	205	26	4	Western Oregon	Salem, Ore.	FA-'15	4/4/0/0
17	Philip Rivers	QB	6-5	228	36	15	North Carolina State	Decatur, Ala.	T (NYG)-'04	4/4/0/0
20	Desmond King II	CB	5-10	200	23	2	Iowa	Detroit, Mich.	D5-'17	4/2/0/0
23	Rayshawn Jenkins	S	6-2	220	24	2	Miami	St. Petersburg, Fla.	D4-'17	4/0/0/0
24	Trevor Williams	CB	5-11	191	25	3	Penn State	Baltimore, Md.	FA-'16	4/4/0/0
26	Casey Hayward Jr.	CB	5-11	192	29	7	Vanderbilt	Perry, Ga.	UFA (GB)-'16	4/4/0/0
28	Melvin Gordon III	RB	6-1	215	25	4	Wisconsin	Kenosha, Wis.	D1-'15	4/4/0/0
30	Austin Ekeler	RB	5-10	200	23	2	Western State, Colo.	Eaton, Colo.	FA-'17	4/0/0/0
31	Adrian Phillips	S	5-11	210	26	4	Texas	Garland, Texas	FA-'14	4/0/0/0
32	Justin Jackson	RB	6-0	199	22	R	Northwestern	Carol Stream, Fla.	D7-'18	1/0/0/0
33	Derwin James	S	6-2	215	22	R	Florida State	Haines City, Fla.	D1-'18	4/4/0/0
34	Derek Watt	FB	6-2	234	25	3	Wisconsin	Pewaukee, Wis.	D6-'16	4/0/0/0
36	Brandon Facyson	CB	6-2	197	24	R	Virginia Tech	Newnan, Ga.	FA-'18	3/0/0/1
37	Jahleel Addae	S	5-10	195	28	6	Central Michigan	Valrico, Fla.	FA-'13	4/4/0/0
42	Uchenna Nwosu	LB	6-2	251	21	R	Southern California	Carson, Calif.	D2-'18	4/0/0/0
43	Michael Davis	CB	6-2	195	23	2	Brigham Young	Glendale, Calif.	FA-'17	4/0/0/0
44	Kyzir White	LB	6-2	218	22	R	West Virginia	Macungie, Pa.	D4-'18	3/3/0/1
46	Christopher Landrum	DE	6-2	245	26	3	Jacksonville State, Ala.	Sweet Water, Ala.	FA-'16	4/0/0/0
47	Mike Windt	LS	6-1	237	32	9	Cincinnati	Cincinnati, Ohio	FA-'10	4/0/0/0
48	Nick Dzubnar	LB	6-1	240	27	4	Cal Poly-San Luis Obispo	Mission Viejo, Calif.	FA-'15	4/0/0/0
51	Kyle Emanuel	LB	6-3	250	27	4	North Dakota State	Schuyler, Neb.	D5-'15	4/2/0/0
52	Denzel Perryman	LB	5-11	240	25	4	Miami	Coral Gables, Fla.	D2-'15	4/4/0/0
53	Mike Pouncey	C	6-5	298	29	8	Florida	Ardmore, Okla.	FA-'18	4/4/0/0
54	Melvin Ingram III	DE	6-2	247	29	7	South Carolina	Rockingham, N.C.	D1-'12	4/4/0/0
56	Emmanuel Ellerbee	LB	6-1	235	21	R	Rice	Houston, Texas	W (Atl)-'18	1/0/0/3
57	Jatavis Brown	LB	5-11	221	24	3	Akron	Belle Glade, Fla.	D5-'16	4/1/0/0
61	Scott Quessenberry	C/G	6-4	310	23	R	UCLA	La Costa, Calif.	D5-'18	3/0/0/1
64	Cole Toner	C/G	6-5	310	24	2	Harvard	Greenwood, Ind.	FA-'17	1/0/0/3
66	Dan Feeney	G	6-4	310	24	2	Indiana	Orland Park, Ill.	D3-'17	4/4/0/0
68	Trent Scott	T	6-5	320	24	R	Grambling State	Huntsville, Ala.	FA-'18	2/0/1/0
69	Sam Tevi	T	6-5	315	23	2	Utah	Eules, Texas	D6-'17	4/3/0/0
71	Damion Square	NT	6-2	293	29	6	Alabama	Houston, Texas	W (KC)-'14	4/1/0/0
72	Joe Barksdale	T	6-5	326	29	8	Louisiana State	Detroit, Mich.	FA-'15	1/1/0/3
75	Michael Schofield III	G	6-6	301	27	5	Michigan	Orland Park, Ill.	W (Den)-'17	4/4/0/0
76	Russell Okung	T	6-5	310	29	9	Oklahoma State	Fort Bend, Texas	UFA (Den)-'17	4/4/0/0
77	Forrest Lamp	G	6-4	310	24	2	Western Kentucky	Venice, Fla.	D2-'17	0/0/0/4
80	Sean Culkin	TE	6-5	255	25	2	Missouri	Indian Rocks Beach, Fla.	FA-'17	4/2/0/0
81	Mike Williams	WR	6-4	220	23	2	Clemson	Santee, S.C.	D1-'17	4/1/0/0
85	Antonio Gates	TE	6-4	255	38	16	Kent State	Detroit, Mich.	FA-'03	4/0/0/0
88	Virgil Green	TE	6-5	255	30	8	Nevada	Tulare, Calif.	UFA (Den)-'18	4/4/0/0
89	JJ Jones	WR	5-10	173	25	R	West Georgia	Macon, Miss.	FA-'18	3/0/0/1
90	T.Y. McGill	DT	6-0	299	25	4	North Carolina State	Jesup, Ga.	W (KC)-'18	0/0/0/4
91	Justin Jones	DL	6-3	309	22	R	North Carolina State	Austell, Ga.	D3-'18	4/0/0/0
92	Brandon Mebane	NT	6-1	311	33	12	California	Los Angeles, Calif.	UFA (Sea)-'16	4/4/0/0
93	Darius Philon	DL	6-1	300	24	4	Arkansas	Mobile, Ala.	D6-'15	4/4/0/0
94	Corey Liuget	DT	6-2	300	28	8	Illinois	Miami, Fla.	D1-'11	0/0/0/0
98	Isaac Rochell	DE	6-4	280	23	1	Notre Dame	McDonough, Ga.	D7-'17	4/3/0/0
99	Joey Bosa	DE	6-5	280	23	3	Ohio State	Ft. Lauderdale, Fla.	D1-'16	0/0/0/4

PRACTICE SQUAD

No.	Name	Pos.	Ht.	Wt.	Age	Exp.	College	Hometown	How Acq.	2018 GP/GS/DNP/INA
7	Cardale Jones	QB	6-5	250	26	3	Ohio State	Cleveland, Ohio	T (Buf)-'17	0/0/0/0
15	Andre Patton	WR	6-2	200	24	1	Rutgers	Wilmington, Del.	FA-'17	0/0/0/0
35	Channing Stribling	CB	6-2	188	23	1	Michigan	Opekia, Ala.	FA-'18	0/0/0/0
38	Detrez Newsome	RB	5-10	210	24	R	Western Carolina	Raeford, N.C.	FA-'18	3/0/0/0
45	A.J. Hendy	S	6-0	206	25	1	Maryland	Bowie, Md.	FA-'17	0/0/0/0
73	Jamar McGloster	T	6-6	319	23	R	Syracuse	Newark, N.J.	FA-'18	0/0/0/0
74	Spencer Drango	G	6-6	315	25	3	Baylor	Cedar Park, Texas	FA-'18	0/0/0/0
83	Vince Mayle	TE	6-2	247	27	3	Washington State	Sacramento, Calif.	FA-'18	0/0/0/0
84	Dylan Cantrell	WR	6-3	226	24	R	Texas Tech	Whitehouse, Texas	D6-'18	0/0/0/0
96	Patrick Afriyie	DE	6-2	240	22	R	Colgate	Sandy Hook, Conn.	FA-'18	0/0/0/0

RESERVE/INJURED

No.	Name	Pos.	Ht.	Wt.	Age	Exp.	College	Hometown	How Acq.	2018 GP/GS/DNP/INA
10	Artavis Scott	WR	5-11	195	23	1	Clemson	Tarpon Springs, Fla.	FA-'17	0/0/0/0
22	Jason Verrett	CB	5-10	188	27	5	Texas Christian	Fairfield, Calif.	D1-'14	0/0/0/0
27	Jaylen Watkins	DB	5-11	194	27	4	Florida	Fort Myers, Fla.	UFA (Phi)-'18	0/0/0/0
87	Austin Roberts	TE	6-2	230	22	R	UCLA	Hollywood, Fla.	FA-'18	0/0/0/0

RESERVE/PHYSICALLY UNABLE TO PERFORM

No.	Name	Pos.	Ht.	Wt.	Age	Exp.	College	Hometown	How Acq.	2018 GP/GS/DNP/INA
86	Hunter Henry	TE	6-5	250	23	3	Arkansas	Little Rock, Ark.	D2-'16	0/0/0/0



2018 ALPHABETICAL ROSTER

ACTIVE ROSTER

No.	Name	Pos.	Ht.	Wt.	Birthdate	Exp.	College	Hometown	How Acq.
37	Addae, Jahleel	S	5-10	195	1/24/90	6	Central Michigan	Valrico, Fla.	FA-'13
13	Allen, Keenan	WR	6-2	211	4/27/92	6	California	Greensboro, N.C.	D3-'13
72	Barksdale, Joe	T	6-5	326	1/4/89	8	Louisiana State	Detroit, Mich.	FA-'15
12	Benjamin, Travis	WR/PR	5-10	175	12/29/89	7	Miami	Belle Glade, Fla.	UFA (Cle)-'16
99	Bosa, Joey	DE	6-5	280	7/11/95	3	Ohio State	Ft. Lauderdale, Fla.	D1-'16
57	Brown, Jatavis	LB	5-11	221	2/18/94	3	Akron	Belle Glade, Fla.	D5-'16
80	Culkin, Sean	TE	6-5	255	6/11/93	2	Missouri	Indian Rocks Beach, Fla.	FA-'17
11	Davis, Jeremy	WR	6-3	211	1/10/92	4	Connecticut	Lawrenceville, Ga.	FA-'16
43	Davis, Michael	CB	6-2	195	1/6/95	2	Brigham Young	Glendale, Calif.	FA-'17
48	Dzubnar, Nick	ILB	6-1	240	8/15/91	4	Cal Poly-San Luis Obispo	Mission Viejo, Calif.	FA-'15
30	Ekelor, Austin	RB	5-10	200	5/17/95	2	Western State, Colo.	Eaton, Colo.	FA-'17
56	Ellerbee, Emmanuel	LB	6-1	235	11/20/96	R	Rice	Houston, Texas	W (Atl)-'18
51	Emanuel, Kyle	LB	6-3	250	8/16/91	4	North Dakota State	Schuyler, Neb.	D5-'15
36	Facyson, Brandon	CB	6-2	197	9/8/94	R	Virginia Tech	Newnan, Ga.	FA-'18
66	Feeney, Dan	G	6-4	310	5/29/94	2	Indiana	Orland Park, Ill.	D3-'17
85	Gates, Antonio	TE	6-4	255	6/18/80	16	Kent State	Detroit, Mich.	FA-'03
28	Gordon III, Melvin	RB	6-1	215	4/13/93	4	Wisconsin	Kenosha, Wis.	D1-'15
88	Green, Virgil	TE	6-5	255	8/3/88	8	Nevada	Tulare, Calif.	UFA (Den)-'18
26	Hayward Jr., Casey	CB	5-11	192	9/9/89	7	Vanderbilt	Perry, Ga.	UFA (GB)-'16
54	Ingram III, Melvin	DE	6-2	247	4/26/89	7	South Carolina	Rockingham, N.C.	D1-'12
32	Jackson, Justin	RB	6-0	199	4/22/96	R	Northwestern	Carol Stream, Fla.	D7-'18
33	James, Derwin	S	6-2	215	8/3/96	R	Florida State	Haines City, Fla.	D1-'18
23	Jenkins, Rayshawhn	S	6-2	220	1/25/94	2	Miami	St. Petersburg, Fla.	D4-'17
5	Jones, Donnie	P	6-2	221	7/5/80	15	Louisiana State	Baton Rouge, La.	FA-'18
89	Jones, JJ	WR	5-10	173	12/6/92	R	West Georgia	Macon, Miss.	FA-'18
91	Jones, Justin	DL	6-3	309	8/28/96	R	North Carolina State	Austell, Ga.	D3-'18
20	King II, Desmond	CB	5-10	200	12/14/94	2	Iowa	Detroit, Mich.	D5-'17
77	Lamp, Forrest	G	6-4	310	2/20/94	2	Western Kentucky	Venice, Fla.	D2-'17
46	Landrum, Christopher	DE	6-2	245	9/14/92	3	Jacksonville State, Ala.	Sweet Water, Ala.	FA-'16
94	Liuget, Corey	DT	6-2	300	3/18/90	8	Illinois	Miami, Fla.	D1-'11
90	McGill, T.Y.	DT	6-0	299	11/23/92	4	North Carolina State	Jesup, Ga.	W (KC)-'18
92	Mebane, Brandon	NT	6-1	311	1/15/85	12	California	Los Angeles, Calif.	UFA (Sea)-'16
42	Nwosu, Uchenna	LB	6-2	251	12/28/96	R	Southern California	Carson, Calif.	D2-'18
76	Okung, Russell	T	6-5	310	10/7/88	9	Oklahoma State	Fort Bend, Texas	UFA (Den)-'17
52	Perryman, Denzel	LB	5-11	240	12/5/92	4	Miami	Coral Gables, Fla.	D2-'15
31	Phillips, Adrian	S	5-11	210	3/28/92	4	Texas	Garland, Texas	FA-'14
93	Philon, Darius	DL	6-1	300	1/22/94	4	Arkansas	Mobile, Ala.	D6-'15
53	Pouncey, Mike	C	6-5	298	7/24/89	8	Florida	Ardmore, Okla.	FA-'18
61	Quessenberry, Scott	C/G	6-4	310	3/23/95	R	UCLA	La Costa, Calif.	D5-'18
17	Rivers, Philip	QB	6-5	228	12/8/81	15	North Carolina State	Decatur, Ala.	T (NYG)-'04
98	Rochell, Isaac	DE	6-4	280	4/22/95	1	Notre Dame	McDonough, Ga.	D7-'17
75	Schofield III, Michael	G	6-6	301	11/15/90	5	Michigan	Orland Park, Ill.	W (Den)-'17
68	Scott, Trent	T	6-5	320	1/25/94	R	Grambling State	Huntsville, Ala.	FA-'18
3	Smith, Geno	QB	6-3	221	10/10/90	6	West Virginia	Lakemont, Ga.	UFA (NYG)-'18
71	Square, Damion	NT	6-2	293	2/6/89	6	Alabama	Houston, Texas	W (KC)-'14
6	Sturgis, Caleb	K	5-9	192	8/9/89	6	Florida	St. Augustine, Fla.	UFA (Phi)-'18
69	Tevi, Sam	T	6-5	315	11/15/94	2	Utah	Euless, Texas	D6-'17
64	Toner, Cole	C/G	6-5	310	3/13/94	2	Harvard	Greenwood, Ind.	FA-'17
34	Watt, Derek	FB	6-2	234	11/7/92	3	Wisconsin	Pewaukee, Wis.	D6-'16
44	White, Kyzir	LB	6-2	218	3/24/96	R	West Virginia	Macungie, Pa.	D4-'18
81	Williams, Mike	WR	6-4	220	10/4/94	2	Clemson	Santee, S.C.	D1-'17
24	Williams, Trevor	CB	5-11	191	9/15/93	3	Penn State	Baltimore, Md.	FA-'16
16	Williams, Tyrell	WR	6-4	205	2/12/92	4	Western Oregon	Salem, Ore.	FA-'15
47	Windt, Mike	LS	6-1	237	5/29/86	9	Cincinnati	Cincinnati, Ohio	FA-'10

PRACTICE SQUAD

No.	Name	Pos.	Ht.	Wt.	Birthdate	Exp.	College	Hometown	How Acq.
96	Afriyie, Patrick	DE	6-2	240	7/20/96	R	Colgate	Sandy Hook, Conn.	FA-'18
84	Cantrell, Dylan	WR	6-3	226	6/29/94	R	Texas Tech	Whitehouse, Texas	D6-'18
74	Drango, Spencer	G	6-6	315	10/15/92	3	Baylor	Cedar Park, Texas	FA-'18
45	Hendy, A.J.	S	6-0	206	4/8/93	1	Maryland	Bowie, Md.	FA-'17
7	Jones, Cardale	QB	6-5	250	9/29/92	3	Ohio State	Cleveland, Ohio	T (Buf)-'17
83	Mayle, Vince	TE	6-2	247	1/12/91	3	Washington State	Sacramento, Calif.	FA-'18
73	McGloster, Jamar	T	6-6	319	6/4/95	R	Syracuse	Newark, N.J.	FA-'18
38	Newsome, Detrez	RB	5-10	210	3/6/94	R	Western Carolina	Raeford, N.C.	FA-'18
15	Patton, Andre	WR	6-2	200	5/28/94	1	Rutgers	Wilmington, Del.	FA-'17
35	Stribling, Channing	CB	6-2	188	11/21/94	1	Michigan	Opelika, Ala.	FA-'18

RESERVE/INJURED

No.	Name	Pos.	Ht.	Wt.	Birthdate	Exp.	College	Hometown	How Acq.
87	Roberts, Austin	TE	6-2	230	12/3/95	R	UCLA	Hollywood, Fla.	FA-'18
10	Scott, Artavis	WR	5-11	195	12/12/94	1	Clemson	Tarpon Springs, Fla.	FA-'17
22	Verrett, Jason	CB	5-10	188	6/18/91	5	Texas Christian	Fairfield, Calif.	D1-'14
27	Watkins, Jaylen	DB	5-11	194	9/27/91	4	Florida	Fort Myers, Fla.	UFA (Phi)-'18

RESERVE/PHYSICALLY UNABLE TO PERFORM

No.	Name	Pos.	Ht.	Wt.	Birthdate	Exp.	College	Hometown	How Acq.
86	Henry, Hunter	TE	6-5	250	12/7/94	3	Arkansas	Little Rock, Ark.	D2-'16



2018 ROSTER BY POSITIONS

Updated: Oct. 2, 2018

QUARTERBACKS (2)

No.	Name	Pos.	Ht.	Wt.	Age	Exp.	College	Hometown	How Acq.
3	Geno Smith	QB	6-3	221	27	6	West Virginia	Lakemont, Ga.	UFA (NYG)-'18
17	Philip Rivers	QB	6-5	228	36	15	North Carolina State	Decatur, Ala.	T (NYG)-'04

RUNNING BACKS (4)

No.	Name	Pos.	Ht.	Wt.	Age	Exp.	College	Hometown	How Acq.
28	Melvin Gordon III	RB	6-1	215	25	4	Wisconsin	Kenosha, Wis.	D1-'15
30	Austin Ekeler	RB	5-10	200	23	2	Western State, Colo.	Eaton, Colo.	FA-'17
32	Justin Jackson	RB	6-0	199	22	R	Northwestern	Carol Stream, Fla.	D7-'18
34	Derek Watt	FB	6-2	234	25	3	Wisconsin	Pewaukee, Wis.	D6-'16

WIDE RECEIVERS (6)

No.	Name	Pos.	Ht.	Wt.	Age	Exp.	College	Hometown	How Acq.
11	Jeremy Davis	WR	6-3	211	26	4	Connecticut	Lawrenceville, Ga.	FA-'16
12	Travis Benjamin	WR/PR	5-10	175	28	7	Miami	Belle Glade, Fla.	UFA (Cle)-'16
13	Keenan Allen	WR	6-2	211	26	6	California	Greensboro, N.C.	D3-13
16	Tyrell Williams	WR	6-4	205	26	4	Western Oregon	Salem, Ore.	FA-'15
81	Mike Williams	WR	6-4	220	23	2	Clemson	Santee, S.C.	D1-'17
89	JJ Jones	WR	5-10	173	25	R	West Georgia	Macon, Miss.	FA-'18

TIGHT ENDS (3)

No.	Name	Pos.	Ht.	Wt.	Age	Exp.	College	Hometown	How Acq.
80	Sean Culkin	TE	6-5	255	25	2	Missouri	Indian Rocks Beach, Fla.	FA-'17
85	Antonio Gates	TE	6-4	255	38	16	Kent State	Detroit, Mich.	FA-'03
88	Virgil Green	TE	6-5	255	30	8	Nevada	Tulare, Calif.	UFA (Den)-'18

OFFENSIVE LINEMEN (9)

No.	Name	Pos.	Ht.	Wt.	Age	Exp.	College	Hometown	How Acq.
53	Mike Pouncey	C	6-5	298	29	8	Florida	Ardmore, Okla.	FA-'18
61	Scott Quessenberry	C/G	6-4	310	23	R	UCLA	La Costa, Calif.	D5-'18
64	Cole Toner	C/G	6-5	310	24	2	Harvard	Greenwood, Ind.	FA-'17
66	Dan Feeney	G	6-4	310	24	2	Indiana	Orland Park, Ill.	D3-'17
68	Trent Scott	T	6-5	320	24	R	Grambling State	Huntsville, Ala.	FA-'18
69	Sam Tevi	T	6-5	315	23	2	Utah	Euless, Texas	D6-'17
72	Joe Barksdale	T	6-5	326	29	8	Louisiana State	Detroit, Mich.	FA-'15
75	Michael Schofield III	G	6-6	301	27	5	Michigan	Orland Park, Ill.	W (Den)-'17
76	Russell Okung	T	6-5	310	29	9	Oklahoma State	Fort Bend, Texas	UFA (Den)-'17
77	Forrest Lamp	G	6-4	310	24	2	Western Kentucky	Venice, Fla.	D2-'17

DEFENSIVE LINEMEN (10)

No.	Name	Pos.	Ht.	Wt.	Age	Exp.	College	Hometown	How Acq.
46	Christopher Landrum	DE	6-2	245	26	3	Jacksonville State, Ala.	Sweet Water, Ala.	FA-'16
54	Melvin Ingram III	DE	6-2	247	29	7	South Carolina	Rockingham, N.C.	D1-'12
71	Damion Square	NT	6-2	293	29	6	Alabama	Houston, Texas	W (KC)-'14
90	T.Y. McGill	DT	6-0	299	25	4	North Carolina State	Jesup, Ga.	W (KC)-'18
91	Justin Jones	DL	6-3	309	22	R	N.C. State	Austell, Ga.	D3-'18
92	Brandon Mebane	NT	6-1	311	33	12	California	Los Angeles, Calif.	UFA (Sea)-'16
93	Darius Philon	DL	6-1	300	24	4	Arkansas	Mobile, Ala.	D6-'15
94	Corey Liuget	DT	6-2	300	28	8	Illinois	Miami, Fla.	D1-'11
98	Isaac Rochell	DE	6-4	280	23	1	Notre Dame	McDonough, Ga.	D7-'17
99	Joey Bosa	DE	6-5	280	23	3	Ohio State	Ft. Lauderdale, Fla.	D1-'16

LINEBACKERS (7)

No.	Name	Pos.	Ht.	Wt.	Age	Exp.	College	Hometown	How Acq.
42	Uchenna Nwosu	LB	6-2	251	21	R	Southern California	Carson, Calif.	D2-'18
44	Kyzir White	LB	6-2	218	22	R	West Virginia	Macungie, Pa.	D4-'18
48	Nick Dzubnar	LB	6-1	240	27	4	Cal Poly-San Luis Obispo	Mission Viejo, Calif.	FA-'15
51	Kyle Emanuel	LB	6-3	250	27	4	North Dakota State	Schuyler, Neb.	D5-'15
52	Denzel Perryman	LB	5-11	240	25	4	Miami	Coral Gables, Fla.	D2-'15
56	Emmanuel Ellerbee	LB	6-1	235	21	R	Rice	Houston, Texas	W (Atl)-'18
57	Jatavis Brown	LB	5-11	221	24	3	Akron	Belle Glade, Fla.	D5-'16

DEFENSIVE BACKS (10)

No.	Name	Pos.	Ht.	Wt.	Age	Exp.	College	Hometown	How Acq.
20	Desmond King II	CB	5-10	200	23	2	Iowa	Detroit, Mich.	D5-'17
23	Rayshawn Jenkins	S	6-2	220	24	2	Miami	St. Petersburg, Fla.	D4-'17
24	Trevor Williams	CB	5-11	191	25	3	Penn State	Baltimore, Md.	FA-'16
26	Casey Hayward Jr.	CB	5-11	192	29	7	Vanderbilt	Perry, Ga.	UFA (GB)-'16
31	Adrian Phillips	S	5-11	210	26	4	Texas	Garland, Texas	FA-'14
33	Derwin James	S	6-2	215	22	R	Florida State	Haines City, Fla.	D1-'18
36	Brandon Facyson	CB	6-2	197	24	R	Virginia Tech	Newnan, Ga.	FA-'18
37	Jahleel Addae	S	5-10	195	28	6	Central Michigan	Valrico, Fla.	FA-'13



2018 COACHING STAFF

Anthony Lynn – Head Coach
George Stewart – Special Teams Coordinator/Assistant Head Coach
Gus Bradley – Defensive Coordinator
Ken Whisenhunt – Offensive Coordinator
Phil McGeoghan – Wide Receivers
Pat Meyer – Offensive Line
Ron Milus – Defensive Backs
Alfredo Roberts – Running Backs
Rip Scherer – Tight Ends
Giff Smith – Defensive Line
Richard Smith – Linebackers
Shane Steichen – Quarterbacks
Keith Burns – Assistant Special Teams
Chris Harris – Assistant Defensive Backs
Eric Henderson – Assistant Defensive Line
Addison Lynch – Quality Control-Defense
Mark Ridgley – Assistant Offensive Line
Dan Shamash – Quality Control-Offense
Marquice Williams – Defensive Assistant
John Lott – Head Strength and Conditioning
Jonathan Brooks – Strength and Conditioning

PRONUNCIATION GUIDE

Pronunciation Guide

Jahleel (jah-LEEL) Addae (uh-DIE)
Jatavis (juh-TAY-vis) Brown
Nick Dzubnar (duh-ZOOB-nar)
Austin Ekeler (ECK-uh-ler)
Brandon Facyson (FAY-sen)
Drew Kaser (KAY-zer)
Corey Liuget (LEE-jit)
Craig Mager (MAY-gur)
Brandon Mebane (me-BANE)
Detrez (DEE-trez) Newsome
Uchenna (oo-CHEN-uh) Nwosu (noo-WOE-sue)
Russell Okung (oh-KOONG)
Darius Philon (PHI-lawn)
Scott Quessenberry (QWES-sin-bear-ee)
Isaac Rochell (ROW-shell)
Michael Schofield (SKO-field)
Sam Tevi (teh-VEE)
Kyzir (kai-ZEER) White
Tyrell (TIE-rell) Williams



2018 TRANSACTIONS

10/02	Signed Donnie Jones (P). Waived Drew Kaser (P).				Waived Tony Brown (CB). Waived Braedon Bowman (TE). Waived Roberto Aguayo (K). Waived Patrick Afriyie (DL).
10/1	Corey Liuget (DT) roster exemption/Commissioner permission.			08/22	Waived/Injured (LB) James Onwualu. Signed (RB) Terrell Watson.
09/24	Added Justin Jackson (RB) to active roster. Waived Detrez Newsome (RB).			08/19	Claimed Micah Hannemann (S) off waivers (CLE). Placed Jaylen Watkins (DB) on Reserve/Injured.
09/18	Signed Spencer Drango (QG) to practice squad.			08/14	Signed Kyle Coleman (LB). Waived Albert Havili (DL).
09/15	Added Trent Scott (T) to active roster. Placed Craig Mager (CB) on Reserve/Injured.			08/13	Forrest Lamp (G) activated off PUP. Brett Boyko (G) activated off NFI Claimed Je'Ron Hamm (TE) off waivers (SEA). Waived Marcus Peterson (WR).
09/04	Signed Justin Jackson (RB) to practice squad.			08/02	Signed Channing Stribling (CB). Signed Marcus Peterson (WR). Placed Austin Roberts (TE) on Reserve/Injured. Placed Jason Verrett (TE) on Reserve/Injured. Derwin James (S) activated off NFI.
09/03	Signed Antonio Gates (TE). Waived Justin Jackson (RB). Signed Thomas Duarte (TE) to practice squad. Signed Cardale Jones (QB) to practice squad.			07/29	Signed Erick Wren (G).
09/02	Signed Trent Scott (T) to practice squad. Signed Andre Patton (WR) to practice squad. Signed D'Juan Hines (LB) to practice squad. Signed Steven Richardson (DL) to practice squad. Signed A.J. Hendy (S) to practice squad. Signed Dylan Cantrell (WR) to practice squad. Signed Patrick Afriyie (DE) to practice squad. Waived Hayes Pullard (LB). Waived Cardale Jones (QB). Claimed T.Y. McGill (NT) off waivers. Claimed Emmanuel Ellerbee (LB) off waivers.			07/27	Placed Derwin James (S) on Active/NFI. Placed Brett Boyko (G) on Active/NFI. Placed Jason Verrett (CB) on Active/PUP. Placed Forrest Lamp (G) on Active/PUP. Placed Hunter Henry (TE) on Active/PUP.
09/01	Waived Channing Stribling (CB). Placed Hunter Henry (TE) on Reserve-Physically Unable to Perform list. Placed Artavis Scott (WR) on Reserve-Injured list. Waived-Injured Cole Hunt (TE). Waived-Injured Russell Hansbrough (RB). Waived-Injured Brett Boyko (OL). Waived Erick Wren (OL). Waived Terrell Watson (RB). Waived Shane Tripucka (P). Waived Nelson Spruce (WR). Waived Nic Shimonek (QB). Waived Trent Scott (OL). Waived Whitney Richardson (DL). Waived Steve Richardson (DL). Waived Jeff Richards (CB). Waived Spencer Pulley (OL). Waived Andre Patton (WR). Waived Anthony Manzo-Lewis (FB). Waived Justice Liggins (WR). Waived Ben Johnson (TE). Waived Bijhon Jackson (DL). Waived D'Juan Hines (LB). Waived A.J. Hendy (S). Waived Marcus Hardison (DL). Waived Micah Hannemann (S). Waived Je'Ron Hamm (TE). Waived Zack Golditch (OL). Waived Marcus Edmond (CB). Waived Chris Durant (OL). Waived Kyle Coleman (LB). Waived B.J. Clay (CB). Waived Dylan Cantrell (WR).			07/25	Waived Donavon Clark (G).
				06/01	Signed Derwin James (S) to four-year contract.
				05/30	Waived Anthony Kukwa (LS). Signed Austin Roberts (TE).
				05/14	Signed Nelson Spruce (WR). Signed Patrick Afriyie (DE). Signed Justice Liggins (WR).
				05/12	Signed Justin Jones (DT) to four-year contract.
				05/11	Signed Shane Tripucka (P). Signed Nic Shimonek (QB). Signed Trenton Scott (G). Signed Steven Richardson (DT). Signed Detrez Newsome (RB). Signed Anthony Manzo-Lewis (RB). Signed J.J. Jones (WR). Signed Ben Johnson (TE). Signed Bijhon Jackson (NT). Signed Cole Hunt (TE). Signed D'Juan Hines (LB). Signed Albert Havili (DE). Signed Zack Golditch (G). Signed Brandon Facyson (DB). Signed Marcus Edmond (DB). Signed Chris Durant (T). Signed Zachary Crabtree (T). Signed B.J. Clay (DB). Signed Tony Brown (DB). Signed Justin Jackson (RB) to four-year contract.



2018 TRANSACTIONS

	Signed Dylan Cantrell (WR) to four-year contract.
	Signed Scott Quessenberry (G/C) to four-year contract.
	Signed Kyzir White (LB) to four-year contract.
	Signed Uchenna Nwosu (LB) to four-year contract.
04/28	Selected Justin Jackson (RB) in the seventh round of the NFL Draft.
	Selected Dylan Cantrell (WR) in the sixth round of the NFL Draft.
	Selected Scott Quessenberry (G) in the fifth round of the NFL Draft.
	Selected Kyzir White (LB) in the fourth round of the NFL Draft.
04/27	Selected Justin Jones (DT) in the third round of the NFL Draft.
	Selected Uchenna Nwosu (LB) in the second round of the NFL Draft.
04/26	Selected Derwin James (S) in the first round of the NFL Draft.
04/24	Waived Charmeachalle Moore (LB).
04/23	Tyrell Williams (WR) signed RFA tender.
04/13	Waived Nick Rose (K).
	Waived Kenneth Farrow (RB).
04/03	Signed Geno Smith (QB) to one-year contract.
	Signed Jaylen Watkins (DB) to one-year contract.
03/19	Signed Mike Pouncey (C) to two-year contract.
03/16	Signed Caleb Sturgis (K) to two-year contract.
03/15	Signed Virgil Green (TE) to three-year contract.
03/14	Extended tender to Chris McCain (DE).
	Extended tender to Tyrell Williams (WR).
03/12	Re-signed Jeremy Davis (WR) to one-year contract.
	Re-signed Nick Dzubnar (LB) to two-year contract.
01/10	Signed Roberto Aguayo (K) to a reserve/future contract.
01/04	Signed Anthony Kukwa (LS) to a reserve/future contract.
01/02	Signed Artavis Scott (WR) to a reserve/future contract.
	Signed Jeff Richards (CB) to a reserve/future contract.
	Signed Andre Patton (WR) to a reserve/future contract.
01/01	Signed Cole Toner (C) to a reserve/future contract.
	Signed Whitney Richardson (DE) to a reserve/future contract.
	Signed James Onwualu (OLB) to a reserve/future contract.
	Signed A.J. Hendy (S) to a reserve/future contract.
	Signed Brett Boyko (G) to a reserve/future contract.
	Signed Braedon Bowman (TE) to a reserve/future contract.



DEPTH CHART

UNOFFICIAL (COMPILED BY PR DEPT.)

OFFENSE

WR	13	KEENAN ALLEN	81	Mike Williams	11	Jeremy Davis
LT	76	RUSSELL OKUNG	69	Sam Tevi	68	<u>Trent Scott</u>
LG	66	DAN FEENEY	61	<u>Scott Quessenberry</u>		
C	53	MIKE POUNCEY	64	Cole Toner	61	<u>Scott Quessenberry</u>
RG	75	MICHAEL SCHOFIELD III	77	Forrest Lamp		
RT	72	JOE BARKSDALE	69	Sam Tevi	68	<u>Trent Scott</u>
TE	88	VIRGIL GREEN	85	Antonio Gates	80	Sean Culkin
WR	16	TYRELL WILLIAMS	12	Travis Benjamin	89	<u>JJ Jones</u>
QB	17	PHILIP RIVERS	3	Geno Smith		
FB	34	DEREK WATT				
RB	28	MELVIN GORDON III	30	Austin Ekeler	32	<u>Justin Jackson</u>

DEFENSE

DE	99	JOEY BOSA	98	Isaac Rochell		
DT	93	DARIUS PHILON	94	Corey Liuget	91	<u>Justin Jones</u>
NT	92	BRANDON MEBANE	71	Damion Square	90	T.Y. McGill
DE	54	MELVIN INGRAM III	46	Chris Landrum		
OLB	44	<u>KYZIR WHITE</u>	57	Jatavis Brown		
ILB	52	DENZEL PERRYMAN	48	Nick Dzubnar	56	<u>Emmanuel Ellerbee</u>
OLB	51	KYLE EMANUEL	42	<u>Uchenna Nwosu</u>		
LCB	24	TREVOR WILLIAMS	43	Michael Davis	36	<u>Brandon Facyson</u>
S	37	JAHLEEL ADDAE	31	Adrian Phillips		
S	33	<u>DERWIN JAMES</u>	23	Rayshawn Jenkins		
RCB	26	CASEY HAYWARD JR.	20	Desmond King II		

SPECIAL TEAMS

P	5	DONNIE JONES				
K	6	CALEB STURGIS				
H	5	DONNIE JONES				
LS	47	MIKE WINDT				
KR	20	DESMOND KING II	89	<u>JJ Jones</u>	30	Austin Ekeler
PR	20	DESMOND KING II	89	<u>JJ Jones</u>	12	Travis Benjamin

Rookies underlined



RUSHING

200 Yards Rushing, Individual

CHARGERS – LaDainian Tomlinson, Dec. 28, 2003, vs. Oakland (243 yards)
 OPPONENT – Adrian Peterson, Nov. 4, 2007, at Minnesota (296 yards)

100 Yards Rushing, Individual

CHARGERS – Melvin Gordon, Sept. 30, 2018, vs. San Francisco (104 yards)
 OPPONENT – Todd Gurley, Sept. 23, 2018, at Rams (105 yards)

100 Yards Rushing, One Half, Individual

CHARGERS – Melvin Gordon, Oct. 29, 2017, at New England (113 yards in first half)
 OPPONENT – Kareem Hunt, Sept. 24, 2017, vs. K.C. (121 yards in second half)

Two 100-Yard Rushers

CHARGERS – Darren Sproles (122 yards) and LaDainian Tomlinson (116 yards), Dec. 16, 2007, vs. Detroit
 OPPONENT – Frank Gore (158 yards) and Colin Kaepernick (151 yards), Dec. 20, 2014, at San Francisco

Four Touchdowns Rushing, Individual

CHARGERS – LaDainian Tomlinson, Oct. 14, 2007, vs. Oakland (3, 27, 13, 41 yards)
 OPPONENT – Never

Three Touchdowns Rushing, Individual

CHARGERS – Ryan Matthews, Jan. 2, 2011, at Denver (27, 12, 31 yards)
 OPPONENT – Darrel Young, Nov. 3, 2013, at Washington (1, 1, 4 yards)

Two Touchdowns Rushing, Individual

CHARGERS – Melvin Gordon, Oct. 23, 2016, at Atlanta (2, 3 yards)
 OPPONENT – Isaiah Crowell, Dec. 24, 2016, at Cleveland (8, 4 yards)

PASSING

500 Yards Passing, Individual

CHARGERS – Philip Rivers, Oct. 18, 2015, at Green Bay (503 yards)
 OPPONENT – Never

400 Yards Passing, Individual

CHARGERS – Philip Rivers, Sept. 9, 2018, vs. Kansas City (424 yards)
 OPPONENT – Michael Vick, Sept. 15, 2013, at Philadelphia (428 yards)

300 Yards Passing, Individual

CHARGERS – Philip Rivers, Sept. 9, 2018, vs. Kansas City (424 yards)
 OPPONENT – Jared Goff, Sept. 23, 2018, at Rams (354 yards)

Six Touchdown Passes, Individual

CHARGERS – Dan Fouts, Nov. 22, 1981, at Oakland (12, 15, 29, 4, 5, 6 yards)
 OPPONENT – Never

Five Touchdown Passes, Individual

CHARGERS – Drew Brees, Oct. 31, 2004, vs. Oakland (17, 13, 23, 5, 1 yards)
 OPPONENT – Gus Frerotte, Nov. 19, 2000, at Denver (1, 5, 26, 10, 5 yards)

Four Touchdown Passes, Individual

CHARGERS – Philip Rivers, Oct. 9, 2016, at Oakland (29, 18, 1, 4 yards)
 OPPONENT – Patrick Mahomes, Sept. 9, 2018, vs. Kansas City (58, 1, 36, 1 yards)

Three Touchdown Passes, Individual

CHARGERS – Philip Rivers, Sept. 30, 2018, vs. San Francisco (5, 22, 6 yards)
 OPPONENT – Jared Goff, Sept. 23, 2018, at Rams (3, 53, 6 yards)

Six Interceptions Thrown, Individual

CHARGERS – Ed Luther, Oct. 31, 1983, vs. Washington
 OPPONENT – Peyton Manning, Nov. 11, 2007, vs. Indianapolis

Five Interceptions Thrown, Individual

CHARGERS – Craig Whelihan, Dec. 13, 1998, at Seattle
 OPPONENT – Nathan Peterman, Nov. 19, 2017, vs. Buffalo

Four Interceptions Thrown, Individual

CHARGERS – Philip Rivers, Nov. 13, 2016, vs. Miami
 OPPONENT – Nathan Peterman, Nov. 19, 2017, vs. Buffalo

RECEIVING

10 or More Receptions, Individual

CHARGERS – Keenan Allen, Dec. 3, 2017, vs. Cleveland (10 receptions)
 OPPONENT – Robert Woods, Sept. 23, 2018, at Rams (10 receptions)

200 Yards Receiving, Individual

CHARGERS – Malcom Floyd, Oct. 10, 2010, at Oakland (213 yards)
 OPPONENT – Chad Johnson, Nov. 12, 2006, at Cincinnati (260 yards)

100 Yards Receiving, Individual

CHARGERS – Keenan Allen, Sept. 9, 2018, vs. Kansas City (108 yards) and Melvin Gordon (102 yards)
 OPPONENT – George Kittle, Sept. 30, 2018, vs. San Francisco (125 yards)

100 Yards Receiving, One Half, Individual

CHARGERS – Tyrell Williams, Dec. 10, 2017, vs. Washington (132 yards in 1st half)
 OPPONENT – Tyreek Hill, Sept. 9, 2018, vs. Kansas City (113 yards in 1st half)

Two 100-Yard Receivers

CHARGERS – Keenan Allen, Sept. 9, 2018, vs. Kansas City (108 yards) and Melvin Gordon (102 yards)
 OPPONENT – Emmanuel Sanders (120 yards) and Demaryius Thomas (105 yards), Oct. 23, 2014, at Denver

Five Touchdown Receptions, Individual

CHARGERS – Kellen Winslow, Nov. 22, 1981, at Oakland (15, 29, 4, 5, 3 yards)
 OPPONENT – Never

Four Touchdown Receptions, Individual

CHARGERS – Kellen Winslow, Nov. 22, 1981, at Oakland (15, 29, 4, 5, 3 yards)
 OPPONENT – Daryl Turner, Sept. 15, 1985, vs. Seattle (34, 15, 30, 7 yards)

Three Touchdown Receptions, Individual

CHARGERS – Danny Woodhead, Dec. 20, 2015, vs. Miami (20, 9, 9 yards)
 OPPONENT – Emmanuel Sanders, Oct. 23, 2014, at Denver (2, 31, 3 yards)

Two Touchdown Receptions, Individual

CHARGERS – Melvin Gordon, Sept. 16, 2018, at Buffalo (9, 2 yards)
 OPPONENT – Robert Woods, Sept. 23, 2018, at Rams (3, 6 yards)

COMBINATION

100 Yards Rushing and Receiving, Individual

CHARGERS – Lionel James, Sept. 22, 1985, at Cincinnati (127 yards rushing, 118 yards receiving)
 OPPONENT – Essex Johnson, Sept. 30, 1973, vs. Cincinnati (121 yards rushing, 116 yards receiving)

300-Yard Passer, 100-Yard Rusher and 100-Yard Receiver

CHARGERS – Philip Rivers (313 yards passing), Brandon Oliver (101 yards rushing) and Malcom Floyd (103 yards receiving), Oct. 12, 2014, at Oakland
 OPPONENT – Jared Goff (354 yards passing), Todd Gurley (105 yards rushing) and Robert Woods (104 yards receiving), Sept. 23, 2018, at Rams

INTERCEPTIONS

Four Interceptions, Individual

CHARGERS – Never
 OPPONENT – Kwamie Lassiter, Dec., 17, 1998, at Arizona

Three Interceptions, Individual

CHARGERS – Antonio Cromartie, Nov. 11, 2007, vs. Indianapolis
 OPPONENT – Kwamie Lassiter, Dec., 17, 1998, at Arizona

Two Interceptions, Individual

CHARGERS – Casey Hayward, Nov. 19, 2017, vs. Buffalo
 OPPONENT – Marcus Peters, Dec. 16, 2017, at Kansas City

Interception Returned for Touchdown

CHARGERS – Desmond King, Nov. 23, 2017, at Dallas (90 yards; Dak Prescott, passer)
 OPPONENT – Antone Exum, Sept. 30, 2018, vs. San Francisco (32 yards; Philip Rivers, passer)

SACKS

Five Sacks, Individual

CHARGERS – Leslie O'Neal, Nov. 16, 1986, vs. Dallas
 OPPONENT – Never

Four-and-One-Half Sacks, Individual

CHARGERS – Leslie O'Neal, Nov. 16, 1986, vs. Dallas
 OPPONENT – Hugh Douglas, Oct. 18, 1998, vs. Philadelphia

Four Sacks, Individual

CHARGERS – Antwan Barnes, Dec. 18, 2011, vs. Baltimore
 OPPONENT – Justin Houston, Dec. 28, 2014, at Kansas City

Three-and-One-Half Sacks, Individual

CHARGERS – Kendall Reyes, Dec. 23, 2012, at New York Jets
 OPPONENT – Justin Houston, Dec. 28, 2014, at Kansas City



Three Sacks, Individual

CHARGERS – Melvin Ingram, Sept. 24, 2017, vs. Kansas City
OPPONENT – Dee Ford, Dec. 13, 2015, at Kansas City

Two-and-One-Half Sacks, Individual

CHARGERS – Melvin Ingram, Sept. 24, 2017, vs. Kansas City
OPPONENT – Dee Ford, Dec. 13, 2015, at Kansas City

Two Sacks, Individual

CHARGERS – Chris McCain & Joey Bosa, Oct. 22, 2017, vs. Denver
OPPONENT – Von Miller, Oct. 22, 2017, vs. Denver

TOUCHDOWNS

Five Touchdowns, Individual

CHARGERS – Kellen Winslow, Nov. 22, 1981, at Oakland
(15-, 29-, 4-, 5-3-yard receptions)
OPPONENT – Never

Four Touchdowns, Individual

CHARGERS – Danny Woodhead, Dec. 20, 2015, vs. Miami
(2-yard run; 20-, 9-, 9-yard receptions)
OPPONENT – Harvey Williams, Nov. 16, 1997, vs. Oakland
(1-, 1-yard runs; 8-, 32-yard receptions)

Three Touchdowns, Individual

CHARGERS – Melvin Gordon, Sept. 16, 2018, at Buffalo
(20-yard run; 9, 2-yard receptions)
OPPONENT – Tyreek Hill, Sept. 9, 2018, vs. Kansas City
(91-yard punt return; 58-, 1yard receptions,)

FIELD GOALS/PATS

Six Field Goals Made, Individual

CHARGERS – Greg Davis, Oct. 5, 1997, at Oakland (30, 22, 38, 43, 33, 33 yards)
OPPONENT – Phil Dawson, Nov. 5, 2006, vs. Cleveland (37, 20, 42, 30, 36, 35 yards)

Five Field Goals Made, Individual

CHARGERS – Nate Kaeding, Sept. 10, 2012, at Oakland (23, 28, 19, 41, 45 yards)
OPPONENT – Justin Tucker, Nov. 1, 2015, at Baltimore (48, 29, 48, 45, 39 yards)

Four Field Goals Made, Individual

CHARGERS – Travis Coons, Dec. 3, 2017, vs. Cleveland (21, 40, 22, 27 yards)
OPPONENT – Sebastian Janikowski, Dec.18, 2016, vs. Oakland (45, 33, 21, 44 yards)

50-Yard Field Goal, Individual

CHARGERS – Nick Novak, Nov. 12, 2017, at Jacksonville (50 yards)
OPPONENT – Harrison Butker, Dec. 16, 2017, at Kansas City (51 yards)

Blocked Field-Goal Attempt

CHARGERS – Darrell Stuckey, Nov. 23, 2014, vs. St. Louis
(46-yard Greg Zuerlein attempt)
OPPONENT – Justin Ellis, Dec. 31, 2017, vs. Oakland
(50-yard Nick Rose attempt)

Two-Point Conversion

CHARGERS – Antonio Gates, Sept. 9, 2018, vs. Kansas City (Philip Rivers, passer)
OPPONENT – Mike Evans, Dec. 4, 2016, vs. Tampa Bay (Jameis Winston, passer)

Point After Touchdown Missed

CHARGERS – Caleb Sturgis, Sept. 30, 2018, vs. 49ers (first attempt, wide right)
OPPONENT – Giorgio Tavecchio, Oct. 15, 2017, at Oak (second attempt, wide left)

Blocked Point After Touchdown

CHARGERS – Corey Luiget, Nov. 12, 2017, at Jacksonville (Josh Lambo, first attempt)
OPPONENT – Denico Autry, Dec. 31, 2017, vs. Oakland (Nick Rose, third attempt)

PUNTING

80-Yard Punt

CHARGERS – Never
OPPONENT – Dustin Colquitt, Dec. 2, 2007, at Kansas City (81 yards)

70-Yard Punt

CHARGERS – Mike Scifres, Sept. 21, 2014, at Buffalo (72 yards)
OPPONENT – Kevin Huber, Dec. 1, 2013, vs. Cincinnati (75 yards)

60-Yard Punt

CHARGERS – Drew Kaser, Sept. 16, 2018, at Buffalo (66 yards)
OPPONENT – Dustin Colquitt, Sept. 9, 2018, vs. Kansas City (67 yards)

Blocked Punt

CHARGERS – Jerry Attaochu, Sept. 8, 2014, at Arizona (Drew Butler, punter)
OPPONENT – Cory Littleton, Sept. 23, 2018, at Rams (Drew Kaser, punter)

10 or More Punts, Individual

CHARGERS – Drew Kaser, Nov. 12, 2017, at Jacksonville (10 punts for 485 yds)
OPPONENT – Chad Stanley, Sept. 15, 2002, vs. Houston (10 punts for 406 yds)

No Punts

CHARGERS – Nov. 23, 2017, at Dallas
OPPONENT – Nov. 7, 1976, vs. Baltimore Colts

OTHER SPECIAL TEAMS

Kickoff Returned for Touchdown

CHARGERS – Michael Spurlock, Dec. 30, 2012, vs. Oakland (99 yards)
OPPONENT – Percy Harvin, Sept. 11, 2011, vs. Minnesota (103 yards)

Punt Returned for Touchdown

CHARGERS – Travis Benjamin, Oct. 22, 2017, vs. Denver Broncos (65 yards)
OPPONENT – Tyreek Hill, Sept. 9, 2018, vs. Kansas City (91 yards)

Blocked Punt Returned for Touchdown

CHARGERS – Jacob Hester, Oct. 25, 2009, at Kansas City (Recovered in end zone after Hester blocked Dustin Colquitt punt)
OPPONENT – Blake Countess, Sept. 23, 2018, at Rams (Recovered in end zone after C. Littleton blocked Drew Kaser punt)

Recovered Own Inside Kick Attempt

CHARGERS – Darrell Stuckey, Nov. 18, 2012, at Denver (Nick Novak, kicker)
OPPONENT – Jonathan Grimes, Nov. 27, 2016, at Houston (Nick Novak, kicker)

OTHER DEFENSE

Shutout Posted

CHARGERS – Oct. 22, 2017, vs. Denver Broncos (21-0 Chargers win)
OPPONENT – Nov. 2, 2014, at Miami (37-0 Miami win)

Fumble Returned for Touchdown

CHARGERS – Melvin Ingram, Nov. 19, 2017, vs. Buffalo (39 yards)
OPPONENT – Adrian Clayborn, Oct. 23, 2016, at Atlanta (5 yards)

Safety Scored

CHARGERS – Oct. 13, 2016, vs. Denver (Penalty on Russell Okung in end zone)
OPPONENT – Oct. 29, 2017, at New England (Travis Benjamin tackled in endzone on punt return)

MISCELLANEOUS

No Penalties

CHARGERS – Oct. 9, 2011, at Denver
OPPONENT – Dec. 4, 2005, vs. Oakland

Game Without Touchdown

CHARGERS – Dec. 13, 2015, at Kansas City
OPPONENT – Oct. 22, 2017, vs. Denver

50 Points, Game

CHARGERS – 54, Nov. 19, 2017, vs. Buffalo
OPPONENT – 57, Oct. 1, 2000, at St. Louis

40 Points, Game

CHARGERS – 54, Nov. 19, 2017, vs. Buffalo
OPPONENT – 45, Nov. 6, 2011, vs. Green Bay

600 Yards Total Offense, Game

CHARGERS – 661, Dec. 20, 1982, vs. Cincinnati
OPPONENT – 614, Oct. 1, 2000 at St. Louis

500 Yards Total Offense, Game

CHARGERS – 541, Sept. 9, 2018, vs. Kansas City
OPPONENT – 521, Sep. 23, 2018, at Rams

Regular season games only



Los Angeles Chargers / Week 3 / Through Sunday, September 23, 2018 / Regular Season

Won 1, Lost 2

9/9/2018	L	28- 38	Kansas City Chiefs
9/16/2018	W	31- 20	at Buffalo Bills
9/23/2018	L	23- 35	at Los Angeles Rams

	Los Angeles Chargers	Opponent
--	-------------------------	----------

Total First Downs	70	69
Rushing	19	24
Passing	48	38
Penalty	3	7
3rd Down: Made/Att	13/33	17/35
3rd Down Pct.	39.4%	48.6%
4th Down: Made/Att	2/3	0/0
4th Down Pct.	66.7%	0.0
Possession Avg.	31:04	28:56
Total Net Yards	1246	1176
Avg. Per Game	415.3	392.0
Total Plays	181	187
Avg. Per Play	6.9	6.3
Net Yards Rushing	373	361
Avg. Per Game	124.3	120.3
Total Rushes	68	84
Net Yards Passing	873	815
Avg. Per Game	291.0	271.7
Sacked/Yards Lost	5/33	7/40
Gross Yards	906	855
Attempts/Completions	108/75	96/62
Completion Pct.	69.4%	64.6%
Had Intercepted	1	3
Punts/Average	11/43.5	11/48.0
Net Punting Avg.	31.8	44.1
Penalties/Yards	17/120	18/145
Fumbles/Ball Lost	6/3	2/1
Touchdowns	10	12
Rushing	2	2
Passing	8	8
Returns	0	2

Score By Periods	Q1	Q2	Q3	Q4	OT	Pts
Team	26	27	7	22	0	82
Opponents	28	16	35	14	0	93

Scoring	TD	Ru	Pa	Rt	PAT	FG	2Pt	Pts
M.Gordon	4	2	2	0	0/0	0/0	1	26
M.Williams	3	0	3	0	0/0	0/0	0	18
C.Sturgis	0	0	0	0	6/7	4/5	0	18
A.Ekeler	1	0	1	0	0/0	0/0	0	6
T.Williams	1	0	1	0	0/0	0/0	0	6
K.Allen	1	0	1	0	0/0	0/0	0	6
A.Gates	0	0	0	0	0/0	0/0	1	2
Team	10	2	8	0	6/7	4/5	2	82
Opponents	12	2	8	2	12/12	3/4	0	93

2-Pt. Conversions: Team 2/ 3, Opponents: 0/ 0

Sacks: D.James 2.0, M.Ingram 1.5, J.Brown 1.0, B.Mebane 1.0, U.Nwosu 1.0, D.Square 0.5 **Team: 7.0, Opponents: 5.0**

Rushing	No.	Yds	Avg	Long	TD
M.Gordon	39	172	4.4	23	2
A.Ekeler	20	163	8.2	32	0
T.Benjamin	1	19	19.0	19	0
T.Williams	1	14	14.0	14	0
P.Rivers	3	5	1.7	7	0
D.Watt	1	1	1.0	1	0
J.Jones	1	0	0.0	0	0
D.Newsome	1	0	0.0	0	0
G.Smith	1	-1	-1.0	-1	0
Team	68	373	5.5	32	2
Opponents	84	361	4.3	27	2

Receiving	No.	Yds	Avg	Long	TD
K.Allen	17	219	12.9	25	1
M.Gordon	17	144	8.5	25	2
M.Williams	11	189	17.2	42t	3
A.Ekeler	11	132	12.0	30	1
T.Williams	7	78	11.1	22	1
V.Green	6	82	13.7	25	0
A.Gates	5	61	12.2	27	0
T.Benjamin	1	1	1.0	1	0
Team	75	906	12.1	42t	8
Opponents	62	855	13.8	58t	8

Interceptions	No.	Yds	Avg	Long	TD
K.White	1	9	9.0	9	0
D.James	1	4	4.0	4	0
A.Phillips	1	0	0.0	0	0
Team	3	13	4.3	9	0
Opponents	1	0	0.0	0	0

Punting	No	Yds	Avg	Net	TB	In	Lg	B
D.Kaser	9	455	50.6	32.6	1	2	66	1
C.Sturgis	1	24	24.0	24.0	0	1	24	0
Team	11	479	43.5	31.8	1	3	66	1
Opponents	11	528	48.0	44.1	1	5	67	0

Punt Returns	Ret	FC	Yds	Avg	Long	TD
J.Jones	5	2	24	4.8	11	0
T.Benjamin	1	0	-1	-1.0	-1	0
Team	6	2	23	3.8	11	0
Opponents	5	1	109	21.8	91t	1

Kickoff Returns	No.	Yds	Avg	Long	TD
J.Jones	3	69	23.0	33	0
K.Allen	1	25	25.0	25	0
Team	4	94	23.5	33	0
Opponents	7	156	22.3	26	0

Field Goals	1-19	20-29	30-39	40-49	50+
C.Sturgis	0/ 0	2/ 2	1/ 1	1/ 2	0/ 0
Team	0/ 0	2/ 2	1/ 1	1/ 2	0/ 0
Opponents	0/ 0	0/ 0	0/ 0	3/ 4	0/ 0

Fumbles Lost: K.Allen 1, A.Ekeler 1, J.Jones 1 **Total: 3**Opponent Fumble Recoveries: D.King 1 **Total: 1**

Passing	Att	Cmp	Yds	Cmp%	Yds/Att	TD	TD%	Int	Int%	Long	Sack	Lost	Rating
P.Rivers	108	75	906	69.4%	8.4	8	7.4%	1	0.9%	42t	4/	26	115.7
K.Allen	0	0	0	0.0%	0.0%	0	0.0%	0	0.0%	0	1/	7	0.0
Team	108	75	906	69.4%	8.4	8	7.4%	1	0.9%	42t	5/	33	115.7
Opponents	96	62	855	64.6%	8.9	8	8.3%	3	3.1%	58t	7/	40	107.8



2018 INDIVIDUAL DEFENSIVE STATISTICS

Official Totals — Based on coaches' film review through Sept. 30 vs. San Francisco.

Player	— Tackles —			Sacks	Yards	Tackles for Loss	QB Hits	Interceptions	Passes Def.	— Fumbles —	
	Solo	Assisted	Total							Forced	Recoveries
Derwin James	24	6	30	3.0	16.0	3	5	1	6	0	0
Denzel Perryman	20	9	29	0.0	0.0	0	2	0	1	0	0
Kyzir White	12	7	19	0.0	0.0	1	0	1	3	0	0
Jahleel Addae	14	4	18	0.0	0.0	0	0	0	2	0	0
Brandon Mebane	9	8	17	1.0	4.0	2	2	0	1	1	0
Isaac Rochell	9	6	15	0.0	0.0	0	1	1	1	0	0
Desmond King II	10	4	14	0.0	0.0	2	0	0	1	0	1
Darius Philon	9	5	14	0.0	0.0	1	0	0	0	0	0
Casey Hayward Jr.	14	0	14	0.0	0.0	0	0	0	3	0	0
Trevor Williams	12	1	13	0.0	0.0	0	0	1	3	0	0
Jatavis Brown	10	2	12	1.0	8.0	1	0	0	2	0	0
Damion Square	4	7	11	0.5	5.5	1.5	1	0	2	0	0
Justin Jones	4	6	10	0.0	0.0	0	0	0	0	0	0
Melvin Ingram III	6	4	10	1.5	13.5	2.5	8	0	0	0	0
Christopher Landrum	4	2	6	0.0	0.0	0	3	0	0	0	0
Adrian Phillips	4	1	5	0.0	0.0	0	0	1	2	0	0
Kyle Emanuel	4	0	4	0.0	0.0	1	1	0	0	0	0
Uchenna Nwosu	2	1	3	1.0	3.0	1	1	0	0	0	0
Rayshawn Jenkins	0	1	1	0.0	0.0	0	1	0	0	0	0
Totals	171	74	245	8.0	50.0	16	25	5	27	1	1
Defensive Backs	78	17	95	3.0	16.0	5	6	3	17	0	1
Defensive Linemen	45	38	83	3.0	23.0	7	15	1	4	1	0
Linebackers	48	19	67	2.0	11.0	4	4	1	6	0	0

SPECIAL TEAMS TACKLES

Player	Total Tackles
Uchenna Nwosu	5
Adrian Phillips	4
Jatavis Brown	3
Nick Dzubnar	3
Michael Davis	2
Austin Ekeler	2
Kyle Emanuel	1
Brandon Facyson	1
Kyzir White	1
Totals	22



2017 STATISTICS

Los Angeles Chargers / Week 17 / Through Sunday, December 31, 2017 / Regular Season

Won 9, Lost 7

9/11/2017	L	21- 24	at Denver Broncos
9/17/2017	L	17- 19	Miami Dolphins
9/24/2017	L	10- 24	Kansas City Chiefs
10/1/2017	L	24- 26	Philadelphia Eagles
10/8/2017	W	27- 22	at New York Giants
10/15/2017	W	17- 16	at Oakland Raiders
10/22/2017	W	21- 0	Denver Broncos
10/29/2017	L	13- 21	at New England Patriots
11/12/2017	L	17- 20	at Jacksonville Jaguars
11/19/2017	W	54- 24	Buffalo Bills
11/23/2017	W	28- 6	at Dallas Cowboys
12/3/2017	W	19- 10	Cleveland Browns
12/10/2017	W	30- 13	Washington Redskins
12/16/2017	L	13- 30	at Kansas City Chiefs
12/24/2017	W	14- 7	at New York Jets
12/31/2017	W	30- 10	Oakland Raiders

	Los Angeles Chargers	Opponent
--	-------------------------	----------

Total First Downs	337	282
Rushing	84	99
Passing	220	153
Penalty	33	30
3rd Down: Made/Att	84/209	86/221
3rd Down Pct.	40.2%	38.9%
4th Down: Made/Att	5/11	6/20
4th Down Pct.	45.5%	30.0%
Possession Avg.	30:08	29:52
Total Net Yards	6026	5254
Avg. Per Game	376.6	328.4
Total Plays	1020	997
Avg. Per Play	5.9	5.3
Net Yards Rushing	1595	2098
Avg. Per Game	99.7	131.1
Total Rushes	419	430
Net Yards Passing	4431	3156
Avg. Per Game	276.9	197.3
Sacked/Yards Lost	18/120	43/261
Gross Yards	4551	3417
Attempts/Completions	583/366	524/329
Completion Pct.	62.8%	62.8%
Had Intercepted	11	18
Punts/Average	74/48.1	79/45.4
Net Punting Avg.	41.3	41.1
Penalties/Yards	108/927	109/995
Fumbles/Ball Lost	17/4	21/9
Touchdowns	43	29
Rushing	10	11
Passing	28	17
Returns	5	1

Score By Periods		Q1	Q2	Q3	Q4	OT	Pts	
Team		44	143	85	83	0	355	
Opponents		66	64	61	78	3	272	
Scoring	TD	Ru	Pa	Rt	PAT	FG	2Pt	Pts
M.Gordon	12	8	4	0	0/0	0/0	0	72
N.Novak	0	0	0	0	17/18	9/13	0	44
K.Allen	7	0	6	1	0/0	0/0	0	42
A.Ekeler	5	2	3	0	0/0	0/0	0	30
T.Benjamin	5	0	4	1	0/0	0/0	0	30
T.Coons	0	0	0	0	5/6	7/8	0	26
H.Henry	4	0	4	0	0/0	0/0	0	24
T.Williams	4	0	4	0	0/0	0/0	0	24
Y.Koo	0	0	0	0	9/9	3/6	0	18
A.Gates	3	0	3	0	0/0	0/0	0	18
N.Rose	0	0	0	0	5/6	1/3	0	8
K.Toomer	1	0	0	1	0/0	0/0	0	6
M.Ingram	1	0	0	1	0/0	0/0	0	6
D.King	1	0	0	1	0/0	0/0	0	6
D.Kaser	0	0	0	0	1/3	0/0	0	1
Team	43	10	28	5	37/42	20/30	0	355
Opponents	29	11	17	1	23/26	23/27	1	272

2-Pt. Conversions: Team 0/ 1, Opponents: 1/ 3

Sacks: J.Bosa 12.5, M.Ingram 10.5, C.McCain 5.0, D.Philon 4.5, D.King 4.0, C.Liuguet 1.5, K.Emanuel 1.5, K.Toomer 1.0, T.Palepoi 1.0, I.Rochell 1.0, J.Addae 0.5 **Team: 43.0, Opponents: 17.0**

Rushing	No.	Yds	Avg	Long	TD
M.Gordon	284	1105	3.9	87t	8
A.Ekeler	47	260	5.5	35t	2
T.Benjamin	13	96	7.4	22	0
B.Oliver	35	83	2.4	26	0
A.Williams	9	25	2.8	7	0
D.Watt	6	24	4.0	17	0
K.Allen	2	9	4.5	6	0
P.Rivers	18	-2	-0.1	8	0
K.Clemens	5	-5	-1.0	-1	0
Team	419	1595	3.8	87t	10
Opponents	430	2098	4.9	69t	11

Receiving	No.	Yds	Avg	Long	TD
K.Allen	102	1393	13.7	51	6
M.Gordon	58	476	8.2	49	4
H.Henry	45	579	12.9	34	4
T.Williams	43	728	16.9	75t	4
T.Benjamin	34	567	16.7	62t	4
A.Gates	30	316	10.5	27	3
A.Ekeler	27	279	10.3	38	3
M.Williams	11	95	8.6	20	0
B.Oliver	6	26	4.3	11	0
S.McGrath	4	46	11.5	23	0
D.Watt	2	35	17.5	23	0
D.Inman	2	9	4.5	7	0
J.Cumberland	2	2	1.0	2	0
Team	366	4551	12.4	75t	28
Opponents	329	3417	10.4	87t	17

Interceptions	No.	Yds	Avg	Long	TD
T.Boston	5	49	9.8	25	0
C.Hayward	4	7	1.8	7	0
T.Williams	2	28	14.0	21	0
A.Phillips	2	13	6.5	9	0
D.King	1	90	90.0	90t	1
K.Toomer	1	59	59.0	59t	1
K.Allen	1	32	32.0	32	0
K.Emanuel	1	23	23.0	23	0
H.Pullard	1	1	1.0	1	0
Team	18	302	16.8	90t	2
Opponents	11	265	24.1	96t	1

Punting	No	Yds	Avg	Net	TB	In	Lg	B
D.Kaser	74	3558	48.1	41.3	9	27	69	0
Team	74	3558	48.1	41.3	9	27	69	0
Opponents	79	3583	45.4	41.1	4	39	63	0

Punt Returns	Ret	FC	Yds	Avg	Long	TD
T.Benjamin	27	25	257	9.5	65t	1
D.King	1	1	2	2.0	2	0
Team	28	26	259	9.3	65t	1
Opponents	48	6	319	6.6	31	0

Kickoff Returns	No.	Yds	Avg	Long	TD
D.King	17	353	20.8	44	0
A.Ekeler	5	85	17.0	22	0
M.Davis	2	36	18.0	19	0
T.Palepoi	1	0	0.0	0	0
Team	25	474	19.0	44	0
Opponents	46	1150	25.0	71	0

Field Goals	1-19	20-29	30-39	40-49	50+
N.Novak	0/0	4/4	4/5	0/2	1/2
T.Coons	0/0	4/4	2/3	1/1	0/0
Y.Koo	0/0	2/2	0/0	1/4	0/0
N.Rose	0/0	1/1	0/0	0/1	0/1
Team	0/0	11/11	6/8	2/8	1/3
Opponents	0/0	5/5	8/8	6/8	4/6

Fumbles Lost: A.Ekeler 2, P.Rivers 1, Ty.Williams 1 **Total: 4**
Opponent Fumble Recoveries: M.Ingram 2, C.Hayward 2, D.Square 1, D.Perryman 1, H.Pullard 1, J.Brown 1, J.Bosa 1
Total: 9

Passing	Att	Cmp	Yds	Cmp%	Yds/Att	TD	TD%	Int	Int%	Long	Sack	Lost	Rating
P.Rivers	575	360	4515	62.6%	7.9	28	4.9%	10	1.7%	75t	18/	120	95.9
K.Clemens	8	6	36	75.0%	4.5	0	0.0%	1	12.5%	10	0/	0	43.8
Team	583	366	4551	62.8%	7.8	28	4.8%	11	1.9%	75t	18/	120	95.1
Opponents	524	329	3417	62.8%	6.5	17	3.2%	18	3.4%	87t	43/	261	78.1



2017 INDIVIDUAL DEFENSIVE STATISTICS

Official Totals — Based on coaches' film review through Dec. 31 vs. Oakland.

Player	— Tackles —		Total	Sacks	Yards	Tackles for Loss	QB Hits	Interceptions	Passes Def.	— Fumbles —	
	Solo	Assisted								Forced	Recoveries
Joey Bosa.....	61	38	99	12.5	66.0	17.5	22	0	2	4	1
Jahleel Addae.....	70	25	95	0.5	4.0	7.5	0	0	10	0	0
Hayes Pullard.....	53	26	79	0.0	0.0	2	0	1	1	0	1
Tre Boston.....	61	18	79	0.0	0.0	1	0	5	9	0	0
Jatavis Brown.....	58	20	78	0.0	0.0	2	2	0	0	0	1
Melvin Ingram.....	50	26	76	10.5	87.5	22.5	25	0	1	1	2
Desmond King.....	61	10	71	4.0	11.0	6	6	1	5	0	0
Adrian Phillips.....	50	10	60	0.0	0.0	1	1	2	6	1	0
Brandon Mebane.....	22	35	57	0.0	0.0	2	2	0	0	0	0
Trevor Williams.....	47	8	55	0.0	0.0	2	0	2	13	0	0
Denzel Perryman.....	29	22	51	0.0	0.0	2	0	0	2	0	1
Korey Toomer.....	29	17	46	1.0	9.0	1	1	1	3	2	0
Darius Philon.....	28	18	46	4.5	26.0	8.5	6	0	1	1	0
Damion Square.....	19	26	45	0.0	0.0	1	1	0	3	0	1
Casey Hayward.....	33	7	40	0.0	0.0	2	0	4	24	1	2
Kyle Emanuel.....	15	22	37	1.5	8.0	1.5	0	1	3	0	0
Tenny Palepoi.....	20	17	37	1.0	7.0	8	1	0	0	0	0
Corey Liuget.....	19	17	36	1.5	8.5	6.5	2	0	3	1	0
Chris McCain.....	20	8	28	5.0	30.0	6	1	0	1	2	0
Nigel Harris.....	7	1	8	0.0	0.0	0	0	0	0	0	0
Jerry Attaochu.....	4	2	6	0.0	0.0	1	0	0	0	0	0
Rayshawn Jenkins.....	4	1	5	0.0	0.0	0	0	0	1	0	0
Isaac Rochell.....	4	1	5	1.0	4.0	2	0	0	0	0	0
Michael Davis.....	4	0	4	0.0	0.0	0	0	0	2	0	0
Jason Verrett.....	1	0	1	0.0	0.0	0	0	0	0	0	0
Keenan Allen.....	0	0	0	0.0	0.0	0	0	1	1	0	0
Totals.....	769	375	1,144	43.0	261.0	103	70	18	91	13	9
Defensive Backs.....	331	79	410	4.5	15.0	19.5	7	14	70	2	2
Defensive Linemen ...	247	188	435	36.0	229.0	75	60	0	11	9	4
Linebackers.....	191	108	299	2.5	17.0	8.5	3	3	9	2	3
Offensive Players.....	0	0	0	0.0	0.0	0	0	1	1	0	0

SPECIAL TEAMS TACKLES

Player	Total Tackles
Nick Dzubnar.....	21
Austin Ekeler.....	17
Michael Davis.....	15
Rayshawn Jenkins.....	11
Derek Watt.....	11
James Onwualu.....	9
Desmond King.....	7
Adrian Phillips.....	6
Jatavis Brown.....	4
Jeff Cumberland.....	3
Kyle Emanuel.....	3
Nigel Harris.....	3
Sean McGrath.....	3
Hayes Pullard.....	3
Travis Coons.....	2
Andre Williams.....	2
Trevor Williams.....	2
Mike Windt.....	2
Jerry Attaochu.....	1
Drew Kaser.....	1
Josh Keyes.....	1
Chris McCain.....	1
Dexter McCoil.....	1
Korey Toomer.....	1
Totals.....	130



2018 PRESEASON STATISTICS

Los Angeles Chargers / Week 5 / Through Thursday, August 30, 2018 / Preseason

Won 2, Lost 2

8/11/2018	L	17- 24	at Arizona Cardinals
8/18/2018	W	24- 14	Seattle Seahawks
8/25/2018	L	7- 36	New Orleans Saints
8/30/2018	W	23- 21	at San Francisco 49ers

	Los Angeles Chargers	Opponent
Total First Downs	69	66
Rushing	30	20
Passing	27	36
Penalty	12	10
3rd Down: Made/Att	21/52	20/50
3rd Down Pct.	40.4%	40.0%
4th Down: Made/Att	1/4	4/5
4th Down Pct.	25.0%	80.0%
Possession Avg.	32:03	27:57
Total Net Yards	1067	1074
Avg. Per Game	266.8	268.5
Total Plays	238	222
Avg. Per Play	4.5	4.8
Net Yards Rushing	515	317
Avg. Per Game	128.8	79.3
Total Rushes	117	98
Net Yards Passing	552	757
Avg. Per Game	138.0	189.3
Sacked/Yards Lost	14/94	9/51
Gross Yards	646	808
Attempts/Completions	107/68	115/74
Completion Pct.	63.6%	64.3%
Had Intercepted	2	2
Punts/Average	20/46.5	19/48.1
Net Punting Avg.	39.1	39.8
Penalties/Yards	38/391	30/273
Fumbles/Ball Lost	3/3	4/3
Touchdowns	8	11
Rushing	4	6
Passing	3	3
Returns	1	2

Score By Periods			Q1	Q2	Q3	Q4	OT	Pts
Team			20	17	21	13	0	71
Opponents			13	21	22	39	0	95
Scoring	TD	Ru	Pa	Rt	PAT	FG	2Pt	Pts
R.Aguayo	0	0	0	0	6/6	3/3	0	15
D.Newsome	2	2	0	0	0/0	0/0	0	12
C.Sturgis	0	0	0	0	2/2	2/3	0	8
T.Watson	1	1	0	0	0/0	0/0	0	6
G.Davis	1	0	1	0	0/0	0/0	0	6
M.Gordon	1	1	0	0	0/0	0/0	0	6
M.Williams	1	0	1	0	0/0	0/0	0	6
A.Patton	1	0	1	0	0/0	0/0	0	6
J.Jones	1	0	0	1	0/0	0/0	0	6
Team	8	4	3	1	8/8	5/6	0	71
Opponents	11	6	3	2	6/6	5/5	4	95

2-Pt. Conversions: Team 0/ 0, Opponents: 4/ 5
Sacks: C.Landrum 3.0, U.Nwosu 3.0, I.Rochell 2.0, J.Brown 1.0
Team: 9.0, Opponents: 14.0

Rushing	No.	Yds	Avg	Long	TD
D.Newsome	42	150	3.6	31	2
A.Ekeler	11	72	6.5	21	0
G.Smith	9	63	7.0	20	0
C.Jones	9	56	6.2	26	0
M.Gordon	15	51	3.4	14	1
T.Watson	12	46	3.8	14	1
R.Hansbrough	6	32	5.3	12	0
J.Jackson	7	18	2.6	16	0
T.Benjamin	2	8	4.0	4	0
N.Shimonek	1	7	7.0	7	0
J.Jones	1	4	4.0	4	0
A.Scott	1	4	4.0	4	0
D.Watt	1	4	4.0	4	0
Team	117	515	4.4	31	4
Opponents	98	317	3.2	17	6

Receiving	No.	Yds	Avg	Long	TD
D.Newsome	10	60	6.0	18	0
G.Davis	9	121	13.4	47t	1
A.Patton	9	75	8.3	21	1
A.Scott	8	82	10.3	22	0
A.Ekeler	5	55	11.0	39	0
M.Williams	4	56	14.0	25t	1
R.Hansbrough	3	29	9.7	12	0
S.Culkin	3	28	9.3	13	0
K.Allen	3	23	7.7	13	0
D.Watt	3	19	6.3	11	0
V.Green	2	25	12.5	20	0
M.Gordon	2	18	9.0	16	0
N.Spruce	2	12	6.0	7	0
T.Williams	1	21	21.0	21	0
J.Jones	1	7	7.0	7	0
J.Hamm	1	6	6.0	6	0
A.Manzo-Lewis	1	5	5.0	5	0
J.Liggins	1	4	4.0	4	0
B.Johnson	0	0	0	0	0
T.Benjamin	0	0	0	0	0
B.Bowman	0	0	0	0	0
Team	68	646	9.5	47t	3
Opponents	74	808	10.9	52	3

Interceptions	No.	Yds	Avg	Long	TD
B.Facyson	1	9	9.0	9	0
D.James	1	0	0.0	0	0
Team	2	9	4.5	9	0
Opponents	2	65	32.5	58t	1

Punting	No	Yds	Avg	Net	TB	In	Lg	B
S.Tripucka	11	497	45.2	37.3	0	2	56	0
D.Kaser	9	432	48.0	41.3	0	5	57	0
Team	20	929	46.5	39.1	0	7	57	0
Opponents	19	914	48.1	39.8	2	5	59	0

Punt Returns	Ret	FC	Yds	Avg	Long	TD
J.Jones	7	1	88	12.6	72t	1
A.Scott	4	1	11	2.8	9	0
T.Benjamin	1	0	19	19.0	19	0
Team	12	2	118	9.8	72t	1
Opponents	14	2	147	10.5	38	0

Kickoff Returns	No.	Yds	Avg	Long	TD
J.Jones	6	137	22.8	30	0
A.Scott	4	98	24.5	39	0
D.Newsome	1	63	63.0	63	0
D.King	1	19	19.0	19	0
Team	12	317	26.4	63	0
Opponents	8	164	20.5	30	0

Field Goals	1-19	20-29	30-39	40-49	50+
C.Sturgis	0/ 0	0/ 0	1/ 1	1/ 2	0/ 0
R.Aguayo	0/ 0	1/ 1	2/ 2	0/ 0	0/ 0
Team	0/ 0	1/ 1	3/ 3	1/ 2	0/ 0
Opponents	0/ 0	3/ 3	2/ 2	0/ 0	0/ 0

Fumbles Lost: G.Smith 1, D.Watt 1, C.Jones 1 **Total: 3**
Opponent Fumble Recoveries: B.Mebane 1, T.Brown 1, S.Richardson 1 **Total: 3**

Passing	Att	Cmp	Yds	Cmp%	Yds/Att	TD	TD%	Int	Int%	Long	Sack	Lost	Rating
G.Smith	48	31	364	64.6%	7.6	2	4.2%	2	4.2%	47t	7/	33	84.0
C.Jones	25	13	111	52.0%	4.4	1	4.0%	0	0.0%	14	4/	34	77.3
P.Rivers	14	11	91	78.6%	6.5	0	0.0%	0	0.0%	21	0/	0	93.8
N.Shimonek	20	13	80	65.0%	4.0	0	0.0%	0	0.0%	12	3/	27	72.9
Team	107	68	646	63.6%	6.0	3	2.8%	2	1.9%	47t	14/	94	81.8
Opponents	115	74	808	64.3%	7.0	3	2.6%	2	1.7%	52	9/	51	86.4



WEEK 1 RECAP - CHIEFS 38, CHARGERS 28

The Los Angeles Chargers dropped their season opener to the Kansas City Chiefs 38-28 Sunday from ROKiT Field at StubHub Center.

Running backs Melvin Gordon and Austin Ekeler combined for 292 total yards and a touchdown, but it wasn't enough to make up for the explosiveness of wide receiver Tyreek Hill and the rest of the Chiefs' high-powered offense. Kansas City has now won its last nine games over the Chargers.

After a three-and-out by the Chargers offense to begin the game, Hill returned a punt 91 yards for a touchdown to make the score 7-0 after a Harrison Butker extra point.

Los Angeles responded with an eight-play, 48-yard drive that ended with Caleb Sturgis converting a 45-yard field goal - his first with the Chargers. Kansas City led 7-3, but Hill wasn't done adding to the visitors' lead.

On the fifth play of the Chiefs' next possession, quarterback Patrick Mahomes found Hill over the middle for a 58-yard touchdown - 46 of those yards came after the catch. Hill touched the ball three times in the first quarter, scored two touchdowns and gained 179 all-purpose yards. Kansas City led 14-6 after the first quarter.

The Chargers found their rhythm on offense early in the second quarter. Gordon and Ekeler combined for 75 total yards on a 12-play, 96-yard drive that was capped off by a

13-yard Ekeler touchdown reception from Philip Rivers. A failed two-point conversion cut Kansas City's lead to 14-12.

The Chiefs added a 46-yard Butker field goal to extend their advantage to 17-12 at halftime.

Kansas City opened the second half with an 11-play, 75-yard touchdown drive. A one-yard reception from Mahomes to wide receiver De'Anthony Thomas made the score 24-12 after another Butker extra point. Mahomes would later hit fullback Anthony Sherman for a 36-yard touchdown, giving the Chiefs a 31-12 advantage after three quarters.

Rivers found wide receiver Keenan Allen for a 20-yard touchdown reception to open the fourth quarter, cutting Kansas City's lead to 31-20 after Antonio Gates caught the two-point conversion.

Rivers finished the game 34-of-51 for 424 yards, three touchdowns and an interception. Allen caught eight balls for 108 yards and a touchdown. Gordon finished with 166 total yards and added a two-point conversion. Ekeler had 126 total yards and a receiving touchdown.

		1	2	3	4	OT	Total
VISITOR:	Kansas City Chiefs	14	3	14	7	0	38
HOME:	Los Angeles Chargers	6	6	0	16	0	28

Scoring Plays

Team	Qtr	Time	Play Description (Extra Point) (Drive Info)	Visitor	Home
Chiefs	1	13:03	T.Hill 91 yd. punt return (H.Butker kick)	7	0
Chargers	1	9:20	C.Sturgis 45 yd. Field Goal (8-48, 3:43)	7	3
Chiefs	1	6:39	T.Hill 58 yd. pass from P.Mahomes (H.Butker kick) (5-75, 2:41)	14	3
Chargers	1	0:21	C.Sturgis 39 yd. Field Goal (6-39, 3:41)	14	6
Chargers	2	7:47	A.Ekeler 13 yd. pass from P.Rivers (pass failed) (12-96, 6:11)	14	12
Chiefs	2	2:00	H.Butker 46 yd. Field Goal (11-47, 5:47)	17	12
Chiefs	3	9:25	D.Thomas 1 yd. pass from P.Mahomes (H.Butker kick) (11-75, 5:35)	24	12
Chiefs	3	0:48	A.Sherman 36 yd. pass from P.Mahomes (H.Butker kick) (6-86, 3:28)	31	12
Chargers	4	12:04	K.Allen 20 yd. pass from P.Rivers (P.Rivers-A.Gates pass) (9-91, 3:44)	31	20
Chiefs	4	9:42	T.Hill 1 yd. pass from P.Mahomes (H.Butker kick) (3-2, 0:40)	38	20
Chargers	4	5:01	Ty.Williams 4 yd. pass from P.Rivers (M.Gordon run) (10-75, 4:41)	38	28

Paid Attendance: 25,351

Time: 3:08

Kansas City Chiefs vs Los Angeles Chargers
9/9/2018 at StubHub Center

Final Team Statistics

	Visitor Chiefs	Home Chargers
TOTAL FIRST DOWNS	19	33
By Rushing	7	7
By Passing	10	23
By Penalty	2	3
THIRD DOWN EFFICIENCY	4-10-40%	3-11-27%
FOURTH DOWN EFFICIENCY	0-0-0%	1-1-100%
TOTAL NET YARDS	362	541
Total Offensive Plays (inc. times thrown passing)	55	74
Average gain per offensive play	6.6	7.3
NET YARDS RUSHING	106	123
Total Rushing Plays	27	22
Average gain per rushing play	3.9	5.6
Tackles for a loss-number and yards	4-10	1-2
NET YARDS PASSING	256	418
Times thrown - yards lost attempting to pass	1-0	1-0
Gross yards passing	256	424
PASS ATTEMPTS-COMPLETIONS-HAD INTERCEPTED	27-15-0	51-34-1
Avg gain per pass play (inc. # thrown passing)	9.1	8.0
KICKOFFS Number-In End Zone-Touchbacks	7-7-5	6-5-4
PUNTS Number and Average	5-51.2	3-48.0
Had Blocked	0	0
FGs - PATs Had Blocked	0-0	0-0
Net Punting Average	52.2	16.3
TOTAL RETURN YARDAGE (Not Including Kickoffs)	95	-5
No. and Yards Punt Returns	2-95	2-5
No. and Yards Kickoff Returns	2-33	2-36
No. and Yards Interception Returns	1-0	0-0
PENALTIES Number and Yards	6-50	7-45
FUMBLES Number and Lost	0-0	2-1
TOUCHDOWNS	5	3
Rushing	0	0
Passing	4	3
Punt Returns	1	0
EXTRA POINTS Made-Attempts	5-5	2-3
Kicking Made-Attempts	5-5	0-0
Passing Made-Attempts	0-0	1-2
Rushing Made-Attempts	0-0	1-1
FIELD GOALS Made-Attempts	1-1	2-3
RED ZONE EFFICIENCY	2-2-100%	2-2-100%
GOAL TO GO EFFICIENCY	2-2-100%	1-1-100%
SAFETIES	0	0
FINAL SCORE	38	28

Kansas City Chiefs vs Los Angeles Chargers
9/9/2018 at StubHub Center

Final Individual Statistics

Kansas City Chiefs													Los Angeles Chargers												
RUSHING													RUSHING												
	ATT	YDS	AVG	LG	TD									ATT	YDS	AVG	LG	TD							
K.Hunt	16	49	3.1	13	0	M.Gordon	13	64	4.9	18	0			51	34	424	1/6	3	30	1	103.7				
S.Ware	3	32	10.7	27	0	A.Ekeler	5	39	7.8	10	0			51	34	424	1/6	3	30	1	103.7				
P.Mahomes	5	21	4.2	8	0	T.Benjamin	1	19	19.0	19	0														
T.Hill	2	4	2.0	7	0	D.Watt	1	1	1.0	1	0														
Dam. Williams	1	0	0.0	0	0																				
Total	27	106	3.9	27	0	Total								22	123	5.6	19	0							
PASSING													PASSING												
	ATT	CMP	YDS	SK/YD	TD	LG	IN	RT						ATT	CMP	YDS	SK/YD	TD	LG	IN	RT				
P.Mahomes	27	15	256	1/0	4	58	0	127.5					P.Rivers	51	34	424	1/6	3	30	1	103.7				
Total	27	15	256	1/0	4	58	0	127.5					Total	51	34	424	1/6	3	30	1	103.7				
PASS RECEIVING													PASS RECEIVING												
	TAR	REC	YDS	AVG	LG	TD								TAR	REC	YDS	AVG	LG	TD						
T.Hill	8	7	169	24.1	58	2	M.Gordon	13	9	102	11.3	25	0												
S.Watkins	5	3	21	7.0	16	0	K.Allen	11	8	108	13.5	23	1												
A.Sherman	1	1	36	36.0	36	1	A.Ekeler	5	5	87	17.4	30	1												
C.Conley	1	1	15	15.0	15	0	M.Williams	6	5	81	16.2	25	0												
S.Ware	1	1	8	8.0	8	0	V.Green	2	2	21	10.5	15	0												
T.Kelce	6	1	6	6.0	6	0	A.Gates	3	2	16	8.0	9	0												
D.Thomas	2	1	1	1.0	1	1	Ty.Williams	5	2	8	4.0	4	1												
K.Hunt	1	0	0	0.0	0	0	T.Benjamin	5	1	1	1.0	1	0												
Total	25	15	256	17.1	58	4	Total							50	34	424	12.5	30	3						
INTERCEPTIONS													INTERCEPTIONS												
	NO	YDS	AVG	LG	TD									NO	YDS	AVG	LG	TD							
R.Parker	1	0	0.0	0	0																				
Total	1	0	0.0	0	0	Total								0	0	0.0	0	0							
PUNTING													PUNTING												
	NO	YDS	AVG	NET	TB	IN20	LG							NO	YDS	AVG	NET	TB	IN20	LG					
D.Colquhitt	5	256	51.2	52.2	0	3	67	D.Kaser	2	120	60.0	12.5	0	0	63										
								C.Sturgis	1	24	24.0	24.0	0	1	24										
Total	5	256	51.2	52.2	0	3	67	Total					3	144	48.0	16.3	0	1	63						
PUNT RETURNS													PUNT RETURNS												
	NO	YDS	AVG	FC	LG	TD								NO	YDS	AVG	FC	LG	TD						
T.Hill	2	95	47.5	0	91	1	T.Benjamin	1	-1	-1.0	0	-1	0												
[DOWNED]	1	0	0.0	0	0	0	J.Jones	1	-4	-4.0	1	-4	0												
							[DOWNED]	2	0	0.0	0	0	0												
Total	2	95	47.5	0	91	1	Total						2	-5	-2.5	1	0	0							
KICKOFF RETURNS													KICKOFF RETURNS												
	NO	YDS	AVG	FC	LG	TD								NO	YDS	AVG	FC	LG	TD						
D.Thomas	2	33	16.5	0	26	0	J.Jones	2	36	18.0	0	23	0												
[TOUCHBACK]	4	0	0.0	0	0	0	[TOUCHBACK]	5	0	0.0	0	0	0												
Total	2	33	16.5	0	26	0	Total						2	36	18.0	0	23	0							
Kansas City Chiefs													Los Angeles Chargers												
FUMBLES													FUMBLES												
	FUM	LOST	OWN-REC	YDS	TD	FORCED	OPP-REC	YDS	TD	OUT-BDS				FUM	LOST	OWN-REC	YDS	TD	FORCED	OPP-REC	YDS	TD	OUT-BDS		
D.Thomas	0	0	0	0	0	0	1	0	0	0				2	1	1	0	0	0	0	0	0	0		
J.Winchester	0	0	0	0	0	0	0	1	0	0				2	1	1	0	0	0	0	0	0	0		
Total	0	0	0	0	0	0	1	1	0	0				2	1	1	0	0	0	0	0	0	0		



WEEK 2 RECAP - CHARGERS 31, BILLS 20

The Los Angeles Chargers beat the Buffalo Bills 31-20 on Sunday at New Era Field for their first win of the 2018 season.

Running back Melvin Gordon scored three touchdowns – all in the first half – while Philip Rivers spread the ball to six different receivers and finished an efficient 23-of-27 for 256 yards and three touchdowns. The Chargers' defense was credited with five sacks. They hit rookie quarterback Josh Allen eight times and picked him off twice.

A pair of Chargers defensive rookies set the early tone for a dominant first half. On Buffalo's first possession, Allen – while trying to avoid a blitzing Derwin James – was sacked by linebacker Uchenna Nwosu. James added a tackle for loss later in the first quarter.

Both defensive plays were key in setting up the Chargers' first two scores of the day. Wide receiver Mike Williams caught his first career touchdown – a 10-yard pass from Rivers – to give L.A. a 7-0 lead. It capped a three-play, 38-yard drive which also included a 25-yard reception by tight end Virgil Green.

On the Bolts' next offensive possession, Gordon finished a six-play, 61-yard drive with a 20-yard touchdown run. Los Angeles led 14-0 after the first quarter – and Gordon wasn't done.

After a Buffalo field goal, the Chargers marched down the field again courtesy of two Austin Ekeler rushes (22 and 16 yards) and a 23-yard reception by Green. This time, Gordon scored on a nine-yard reception from Rivers.

The hat trick for No. 28 came on a two-yard touchdown reception from Rivers with two minutes remaining in the second quarter. Los Angeles led 28-6 at halftime. Gordon finished the game with 66 total yards.

Ekeler rushed for a career-high 77 yards on 11 carries. Defensive end Melvin Ingram notched 1.5 sacks and three quarterback hits. James had six total tackles – two for loss – and a sack. Safety Adrian Phillips and rookie linebacker Kyzir White added two second-half interceptions of Allen.

Dating back to last season, Los Angeles has outscored Buffalo 85-44 in two meetings.

		1	2	3	4	OT	Total
VISITOR:	Los Angeles Chargers	14	14	0	3	0	31
HOME:	Buffalo Bills	0	6	7	7	0	20

Scoring Plays

Team	Qtr	Time	Play Description (Extra Point) (Drive Info)	Visitor	Home
Chargers	1	9:26	M.Williams 10 yd. pass from P.Rivers (C.Sturgis kick) (3-38, 1:27)	7	0
Chargers	1	4:18	M.Gordon 20 yd. run (C.Sturgis kick) (6-61, 3:24)	14	0
Bills	2	13:38	S.Hauschka 43 yd. Field Goal (12-51, 5:40)	14	3
Chargers	2	10:43	M.Gordon 9 yd. pass from P.Rivers (C.Sturgis kick) (5-75, 2:55)	21	3
Chargers	2	1:55	M.Gordon 2 yd. pass from P.Rivers (C.Sturgis kick) (12-81, 6:46)	28	3
Bills	2	0:47	S.Hauschka 40 yd. Field Goal (6-52, 1:08)	28	6
Bills	3	11:06	C.Ivory 1 yd. run (S.Hauschka kick) (7-75, 3:54)	28	13
Chargers	4	3:50	C.Sturgis 24 yd. Field Goal (7-11, 3:10)	31	13
Bills	4	0:38	K.Benjamin 3 yd. pass from J.Allen (S.Hauschka kick) (12-75, 3:12)	31	20

Los Angeles Chargers vs Buffalo Bills
9/16/2018 at New Era Field

Final Team Statistics

	Visitor Chargers	Home Bills
TOTAL FIRST DOWNS	21	17
By Rushing	5	5
By Passing	16	10
By Penalty	0	2
THIRD DOWN EFFICIENCY	3-9-33%	5-14-36%
FOURTH DOWN EFFICIENCY	0-0-0%	0-0-0%
TOTAL NET YARDS	349	293
Total Offensive Plays (inc. times thrown passing)	55	60
Average gain per offensive play	6.3	4.9
NET YARDS RUSHING	109	64
Total Rushing Plays	26	22
Average gain per rushing play	4.2	3.8
Tackles for a loss-number and yards	3-8	2-7
NET YARDS PASSING	240	209
Times thrown - yards lost attempting to pass	2-16	5-36
Gross yards passing	256	245
PASS ATTEMPTS-COMPLETIONS-HAD INTERCEPTED	27-23-0	33-18-2
Avg gain per pass play (inc.# thrown passing)	8.3	5.5
KICKOFFS Number-In End Zone-Touchbacks	6-5-4	5-4-4
PUNTS Number and Average	5-46.6	5-44.6
Had Blocked	0	0
FGs - PATs Had Blocked	0-0	0-0
Net Punting Average	41.4	37.2
TOTAL RETURN YARDAGE (Not Including Kickoffs)	26	6
No. and Yards Punt Returns	3-17	1-6
No. and Yards Kickoff Returns	1-25	2-48
No. and Yards Interception Returns	2-9	0-0
PENALTIES Number and Yards	6-45	6-31
FUMBLES Number and Lost	2-0	1-0
TOUCHDOWNS	4	2
Rushing	1	1
Passing	3	1
EXTRA POINTS Made-Attempts	4-4	2-2
Kicking Made-Attempts	4-4	2-2
FIELD GOALS Made-Attempts	1-1	2-2
RED ZONE EFFICIENCY	3-4-75%	2-3-67%
GOAL TO GO EFFICIENCY	1-2-50%	2-2-100%
SAFETIES	0	0
FINAL SCORE	31	20
TIME OF POSSESSION	33:02	26:58

Los Angeles Chargers vs Buffalo Bills
9/16/2018 at New Era Field

Final Individual Statistics

Los Angeles Chargers													Buffalo Bills												
RUSHING													RUSHING												
	ATT	YDS	AVG	LG	TD								ATT	YDS	AVG	LG	TD								
A.Ekeler	11	77	7.0	22	0	L.McCoy							9	39	4.3	27	0								
M.Gordon	9	28	3.1	20	1	J.Allen							8	32	4.0	14	0								
P.Rivers	3	5	1.7	7	0	C.Ivory							2	7	3.5	6	1								
J.Jones	1	0	0.0	0	0	M.Murphy							3	6	2.0	5	0								
D.Nwosu	1	0	0.0	0	0																				
G.Smith	1	-1	-1.0	-1	0																				
Total	26	109	4.2	22	1	Total							22	84	3.8	27	1								
PASSING													PASSING												
	ATT	CMP	YDS	SK/YD	TD	LG	IN	RT					ATT	CMP	YDS	SK/YD	TD	LG	IN	RT					
P.Rivers	27	23	256	2/16	3	25	0	143.2	J.Allen				33	18	245	5/36	1	57	2	63.3					
Total	27	23	256	2/16	3	25	0	143.2	Total				33	18	245	5/36	1	57	2	63.3					
PASS RECEIVING													PASS RECEIVING												
	TAR	REC	YDS	AVG	LG	TD							TAR	REC	YDS	AVG	LG	TD							
K.Allen	8	6	67	11.2	16	0	L.McCoy						4	4	29	7.3	9	0							
M.Gordon	7	6	38	6.3	10	2	Z.Jones						3	2	63	31.5	57	0							
V.Green	3	3	55	18.3	25	0	R.Foster						3	2	30	15.0	19	0							
Ty.Williams	3	3	48	16.0	22	0	C.Clay						3	2	29	14.5	21	0							
A.Ekeler	3	3	21	7.0	10	0	K.Benjamin						3	2	19	9.5	16	1							
M.Williams	2	2	27	13.5	17	1	J.Croom						4	2	7	3.5	6	0							
A.Gates	1	0	0	0.0	0	0	C.Ivory						2	1	30	30.0	30	0							
							P.D.Marcus						1	1	24	24.0	24	0							
							M.Murphy						5	1	7	7.0	7	0							
							L.Thomas						1	1	7	7.0	7	0							
							A.Holmes						4	0	0	0.0	0	0							
Total	27	23	256	11.1	25	3	Total						33	18	245	13.6	57	1							
INTERCEPTIONS													INTERCEPTIONS												
	NO	YDS	AVG	LG	TD								NO	YDS	AVG	LG	TD								
K.White	1	9	9.0	9	0																				
A.Phillips	1	0	0.0	0	0																				
Total	2	9	4.5	9	0	Total							0	0	0.0	0	0	0							
PUNTING													PUNTING												
	NO	YDS	AVG	NET	TB	IN20	LG						NO	YDS	AVG	NET	TB	IN20	LG						
D.Kaser	5	233	46.6	41.4	1	2	66	C.Bjorkquist					5	223	44.6	37.2	1	2	54						
Total	5	233	46.6	41.4	1	2	66	Total					5	223	44.6	37.2	1	2	54						
PUNT RETURNS													PUNT RETURNS												
	NO	YDS	AVG	FC	LG	TD							NO	YDS	AVG	FC	LG	TD							
J.Jones	3	17	5.7	1	10	0	M.Murphy						1	6	6.0	1	6	0							
[TOUCHBACK]	1	0	0.0	0	0	0	[DOWNED]						1	0	0.0	0	0	0							
							[OUT OF BOUNDS]						1	0	0.0	0	0	0							
							[TOUCHBACK]						1	0	0.0	0	0	0							
Total	3	17	5.7	1	10	0	Total						1	6	6.0	1	6	0							
KICKOFF RETURNS													KICKOFF RETURNS												
	NO	YDS	AVG	FC	LG	TD							NO	YDS	AVG	FC	LG	TD							
K.Allen	1	25	25.0	0	25	0	M.Murphy						2	48	24.0	0	26	0							
[TOUCHBACK]	4	0	0.0	0	0	0	[TOUCHBACK]						4	0	0.0	0	0	0							
Total	1	25	25.0	0	25	0	Total						2	48	24.0	0	26	0							
Los Angeles Chargers FUMBLES													Buffalo Bills FUMBLES												
	FUM	LOST	OWN-REC	YDS	TD	FORCED	OPP-REC	YDS	TD	OUT-BDS			FUM	LOST	OWN-REC	YDS	TD	FORCED	OPP-REC	YDS	TD	OUT-BDS			
Ty.Williams	1	0	1	0	0	0	0	0	0	0			M.Murphy	1	0	1	0	0	0	0	0	0	0		
P.Rivers	1	0	0	-4	0	0	0	0	0	0			J.Poyer	0	0	0	0	0	1	0	0	0	0		
A.Ekeler	0	0	1	0	0	0	0	0	0	0															
Total	2	0	2	-4	0	0	0	0	0	0															



WEEK 3 RECAP - RAMS 35, CHARGERS 23

The Rams defeated the Chargers 35-23 Sunday at the Los Angeles Memorial Coliseum. Wide receiver Mike Williams caught two touchdown passes from Philip Rivers and running back Melvin Gordon added a score, but it wasn't enough to overcome 33 first downs and 521 yards of total offense by the Rams.

The Chargers defense prevented Rams points on the opening possession of the game when cornerback Desmond King recovered a Todd Gurley fumble -- forced by defensive tackle Brandon Mebane -- at the Bolts' 24-yard line. The Chargers offense went three-and-out, though, and the Rams didn't make the same mistake on their next possession.

Gurley capped off an 11-play, 80-yard drive with a one-yard touchdown run. The Rams led 7-0, but only for 92 seconds.

Gordon opened the Chargers' next possession with a 20-yard rush that included an acrobatic leap over Rams safety Lamarcus Joyner. Two plays later, Rivers found Williams, who beat cornerback Marcus Peters for a 42-yard touchdown reception. Caleb Sturgis missed the extra point, which made the score 7-6.

The Rams closed the first quarter with a three-yard touchdown pass from Jared Goff to Robert Woods. It was all part of a seven-play, 75-yard drive that put the Rams up 14-6.

With the Rams threatening to score again, rookie safety Derwin James picked off Goff in the end zone for his first career interception. The Chargers offense took over at their own one-yard line, but quickly went three-and-out. On fourth down, Drew Kaser's punt was blocked by linebacker Cory Littleton and recovered by Blake Countess in the end zone for a Rams touchdown. A Sam Ficken extra point increased the lead to 21-6.

Down two scores, the Chargers then drove down the field in ten plays. Gordon's 11-yard touchdown rush -- aided by a key block by fullback Derek Watt -- cut the Rams' lead to 21-13. That score would stay true after Ficken missed a 46-yard field goal to close the first half. A Keenan Allen fumble on the opening drive of the second half set the Rams offense up at their own 45-yard line. Three plays later, Goff found wide receiver Cooper Kupp for a 53-yard touchdown reception.

Williams' big day continued on the Bolts' next possession. On a crucial 4th-and-2, Rivers found the second-year receiver for a 20-yard touchdown strike. The Chargers shaved the lead to 28-20, but stopping the Rams explosive offense proved to be too much.

Woods caught 10 of his 11 targets for 92 yards. His second touchdown -- a six-yard reception in the third quarter -- put the Rams up two scores.

Rivers finished the game 18-of-30 for 226 yards and two touchdowns. Gordon rushed for 80 yards on 15 carries.

		1	2	3	4	OT	Total
VISITOR:	Los Angeles Chargers	6	7	7	3	0	23
HOME:	Los Angeles Rams	14	7	14	0	0	35

Scoring Plays

Team	Qtr	Time	Play Description (Extra Point) (Drive Info)	Visitor	Home
Rams	1	6:14	T.Gurley 1 yd. run (S.Ficken kick) (11-80, 5:50)	0	7
Chargers	1	4:42	M.Williams 42 yd. pass from P.Rivers (kick failed, wr) (3-60, 1:32)	6	7
Rams	1	0:51	R.Woods 3 yd. pass from J.Goff (S.Ficken kick) (7-75, 3:51)	6	14
Rams	2	7:44	B.Countess blocked punt recovery in end zone (S.Ficken kick)	6	21
Chargers	2	3:12	M.Gordon 11 yd. run (C.Sturgis kick) (10-75, 4:32)	13	21
Rams	3	12:38	C.Kupp 53 yd. pass from J.Goff (S.Ficken kick) (3-55, 0:51)	13	28
Chargers	3	8:18	M.Williams 20 yd. pass from P.Rivers (C.Sturgis kick) (8-75, 4:20)	20	28
Rams	3	3:19	R.Woods 6 yd. pass from J.Goff (S.Ficken kick) (11-77, 4:59)	20	35
Chargers	4	11:49	C.Sturgis 26 yd. Field Goal (13-58, 6:30)	23	35

Los Angeles Chargers vs Los Angeles Rams
9/23/2018 at Los Angeles Memorial Coliseum

Final Team Statistics

	Visitor Chargers	Home Rams
TOTAL FIRST DOWNS	16	33
By Rushing	7	12
By Passing	9	18
By Penalty	0	3
THIRD DOWN EFFICIENCY	7-13-54%	8-11-73%
FOURTH DOWN EFFICIENCY	1-2-50%	0-0-0%
TOTAL NET YARDS	356	521
Total Offensive Plays (inc. times thrown passing)	52	72
Average gain per offensive play	6.8	7.2
NET YARDS RUSHING	141	171
Total Rushing Plays	20	35
Average gain per rushing play	7.1	4.9
Tackles for a loss-number and yards	2-3	4-12
NET YARDS PASSING	215	350
Times thrown - yards lost attempting to pass	2-11	1-4
Gross yards passing	226	354
PASS ATTEMPTS-COMPLETIONS-HAD INTERCEPTED	30-18-0	36-29-1
Avg gain per pass play (inc.# thrown passing)	6.7	9.5
KICKOFFS Number-In End Zone-Touchbacks	5-5-2	6-4-4
PUNTS Number and Average	3-34.0	1-49.0
Had Blocked	1	0
FGs - PATs Had Blocked	0-0	0-0
Net Punting Average	31.3	38.0
TOTAL RETURN YARDAGE (Not Including Kickoffs)	15	8
No. and Yards Punt Returns	1-11	2-8
No. and Yards Kickoff Returns	1-33	3-75
No. and Yards Interception Returns	1-4	0-0
PENALTIES Number and Yards	4-30	6-64
FUMBLES Number and Lost	2-2	1-1
TOUCHDOWNS	3	5
Rushing	1	1
Passing	2	3
Other (Blocked Kicks, etc.)	0	1
EXTRA POINTS Made-Attempts	2-3	5-5
Kicking Made-Attempts	2-3	5-5
FIELD GOALS Made-Attempts	1-1	0-1
RED ZONE EFFICIENCY	2-4-50%	3-4-75%
GOAL TO GO EFFICIENCY	0-1-0%	3-3-100%
SAFETIES	0	0
FINAL SCORE	23	35
TIME OF POSSESSION	25:44	34:16

Los Angeles Chargers vs Los Angeles Rams
9/23/2018 at Los Angeles Memorial Coliseum

Final Individual Statistics

Los Angeles Chargers													Los Angeles Rams												
RUSHING													RUSHING												
	ATT	YDS	AVG	LG	TD									ATT	YDS	AVG	LG	TD							
M.Gordon	15	80	5.3	23	1	T.Gurley							23	105	4.6	14	1								
A.Ekeler	4	47	11.8	32	0	M.Brown							5	42	8.4	14	0								
Ty.Williams	1	14	14.0	14	0	J.Goff							3	14	4.7	16	0								
						R.Woods							3	13	4.3	8	0								
						C.Kupp							1	-3	-3.0	-3	0								
Total	20	141	7.1	32	1	Total							35	171	4.9	16	1								
PASSING													PASSING												
	ATT	CMP	YDS	SK/YD	TD	LG	IN	RT						ATT	CMP	YDS	SK/YD	TD	LG	IN	RT				
P.Rivers	30	18	226	1/4	2	42	0	105.7	J.Goff				36	29	354	1/4	3	53	1	123.8					
K.Allen	0	0	0	1/7	0	0	0	0.0	Total				36	29	354	1/4	3	53	1	123.8					
Total	30	18	226	2/11	2	42	0	105.7	Total				36	29	354	1/4	3	53	1	123.8					
PASS RECEIVING													PASS RECEIVING												
	TAR	REC	YDS	AVG	LG	TD							TAR	REC	YDS	AVG	LG	TD							
M.Williams	7	4	81	20.3	42	2	R.Woods						11	10	104	10.4	22	2							
A.Gates	5	3	45	15.0	27	0	B.Countess						8	7	90	12.9	21	0							
K.Allen	7	3	44	14.7	25	0	T.Gurley						6	5	51	10.2	25	0							
A.Ekeler	3	3	24	8.0	15	0	C.Kupp						6	4	71	17.8	53	1							
Ty.Williams	3	2	22	11.0	13	0	T.Higbee						2	2	35	17.5	20	0							
M.Gordon	4	2	4	2.0	3	0	C.Everett						2	1	3	3.0	3	0							
V.Green	1	1	6	6.0	6	0	M.Brown						1	0	0	0.0	0	0							
Total	30	18	226	12.6	42	2	Total						36	29	354	12.2	53	3							
INTERCEPTIONS													INTERCEPTIONS												
	NO	YDS	AVG	LG	TD								NO	YDS	AVG	LG	TD								
D.James	1	4	4.0	4	0	Total							0	0	0	0	0								
Total	1	4	4.0	4	0	Total							0	0	0	0	0								
PUNTING													PUNTING												
	NO	YDS	AVG	NET	TB	IN20	LG						NO	YDS	AVG	NET	TB	IN20	LG						
D.Kaser	2	102	51.0	31.3	0	0	52	J.Hekker					1	49	49.0	38.0	0	0	49						
[BLOCKED]	1	0	0.0	0	0	0	0	Total					1	49	49.0	38.0	0	0	49						
Total	3	102	34.0	31.3	0	0	52	Total					1	49	49.0	38.0	0	0	49						
PUNT RETURNS													PUNT RETURNS												
	NO	YDS	AVG	FC	LG	TD							NO	YDS	AVG	FC	LG	TD							
J.Jones	1	11	11.0	0	11	0	J.Nabson						2	8	4.0	0	7	0							
Total	1	11	11.0	0	11	0	Total						2	8	4.0	0	7	0							
KICKOFF RETURNS													KICKOFF RETURNS												
	NO	YDS	AVG	FC	LG	TD							NO	YDS	AVG	FC	LG	TD							
J.Jones	1	33	33.0	0	33	0	B.Countess						2	51	25.5	0	26	0							
[OUT OF BOUNDS]	1	0	0.0	0	0	0	J.Nabson						1	24	24.0	0	24	0							
[TOUCHBACK]	4	0	0.0	0	0	0	[TOUCHBACK]						2	0	0.0	0	0	0							
Total	1	33	33.0	0	33	0	Total						3	75	25.0	0	26	0							

Los Angeles Chargers

FUMBLES	FUM	LOST	OWN-REC	YDS	TD	FORCED	OPP-REC	YDS	TD	OUT-BDS
K.Allen	1	1	0	0	0	0	0	0	0	0
A.Ekeler	1	1	0	0	0	0	0	0	0	0
B.Mebane	0	0	0	0	0	1	0	0	0	0
D.King	0	0	0	0	0	0	1	0	0	0
Total	2	2	0	0	0	1	1	0	0	0

Los Angeles Rams

FUMBLES	FUM	LOST	OWN-REC	YDS	TD	FORCED	OPP-REC	YDS	TD	OUT-BDS
T.Gurley	1	1	0	0	0	0	0	0	0	0
J.Johnson	0	0	0	0	0	1	0	0	0	0
A.Talb	0	0	0	0	0	1	0	0	0	0
L.Joyner	0	0	0	0	0	0	1	0	0	0
N.Suh	0	0	0	0	0	0	1	0	0	0
Total	1	1	0	0	0	2	2	0	0	0



WEEK 4 RECAP - CHARGERS 29, 49ERS 27

The Los Angeles Chargers rallied from 14 points down in the first quarter to beat the San Francisco 49ers 29-27 Sunday from ROKiT Field at StubHub Center.

Philip Rivers threw for 250 yards and three touchdowns on a day when he also passed John Elway for the eighth-most passing yards in league history. Running back Melvin Gordon racked up 159 total yards, caught seven passes and scored his fifth touchdown of the season. The game was put on ice in the fourth quarter after rookie safety Derwin James hit 49ers quarterback C.J. Beathard, causing him to make an errant throw that was intercepted by defensive end Isaac Rochell.

Los Angeles improved to 2-2 on the season and secured their first home win of 2018 despite an inauspicious start.

Less than one minute into the game, Rivers was intercepted by 49ers cornerback Antone Exum Jr., who returned the ball 32 yards for a touchdown. A Robbie Gould extra point gave San Francisco an early 7-0 lead.

The Chargers went three-and-out on their second offensive possession, and the third resulted in a 54-yard missed field goal by Caleb Sturgis. San Francisco capitalized on its field position with a six-play, 56-yard drive that ended with a two-yard touchdown pass from Beathard to wide receiver Kendrick Bourne.

Down two scores early, the Chargers offense marched 75 yards in seven plays. Rivers found tight end Antonio Gates for a five-yard touchdown, but Sturgis missed the extra point. It was 14-6 San Francisco after the first quarter. The Rivers-to-Gates touchdown was

the 88th of their career.

After a 49ers field goal, Rivers threw his second touchdown in as many drives – this time connecting with running back Austin Ekeler for a 22-yard strike. Rivers then hit Gordon for the two-point conversion to tighten San Francisco's lead to 17-14.

With 30 seconds remaining in the second quarter, cornerback Desmond King returned a Bradley Pinion punt 56 yards to San Francisco's 33-yard line. Two plays later, Sturgis' 48-yard field goal tied the game 17-17 at halftime.

James' third sack of the season set the tone for the second half. San Francisco was again forced to punt to King, whose 21-yard return put the Chargers at their own 49-yard line. Six plays later, Gordon caught a six-yard touchdown pass from Rivers to put Los Angeles up 23-17 after Sturgis' second missed extra point of the day.

The 49ers – aided by a pair of roughing-the-passer penalties – were threatening to score at Los Angeles' eight-yard line until a Beathard pass bounced off the chest of Garrett Celek and into the arms of cornerback Trevor Williams. Williams returned the ball 86 yards to San Francisco's 12-yard line.

A Sturgis 25-yard field goal would increase Los Angeles' lead to 26-17 but it didn't hold for long. Later in the quarter, Beathard hooked up with tight end George Kittle for an 82-yard touchdown. It was 26-24 Chargers after the third quarter.

Both teams traded field goals in the fourth quarter before Rochell's interception sealed the win.

VISITOR: San Francisco 49ers
HOME: Los Angeles Chargers

14	3	7	3	0	27
6	11	9	3	0	29

Scoring Plays

Team	Qtr	Time	Play Description (Extra Point) (Drive Info)	Visitor	Home
49ers	1	14:03	A.Exum 32 yd. interception return (R.Gould kick)	7	0
49ers	1	3:53	K.Bourne 2 yd. pass from C.Beathard (R.Gould kick) (6-56, 3:08)	14	0
Chargers	1	0:43	A.Gates 5 yd. pass from P.Rivers (kick failed, wr) (7-75, 3:10)	14	6
49ers	2	4:59	R.Gould 21 yd. Field Goal (21-72,10:44)	17	6
Chargers	2	0:47	A.Ekeler 22 yd. pass from P.Rivers (P.Rivers-M.Gordon pass) (9-75, 4:12)	17	14
Chargers	2	0:00	C.Sturgis 48 yd. Field Goal (3-2, 0:13)	17	17
Chargers	3	10:35	M.Gordon 6 yd. pass from P.Rivers (kick failed, wr) (6-51, 2:48)	17	23
Chargers	3	7:44	C.Sturgis 25 yd. Field Goal (4-5, 0:58)	17	26
49ers	3	2:50	G.Kittle 82 yd. pass from C.Beathard (R.Gould kick) (2-84, 0:47)	24	26
49ers	4	12:39	R.Gould 33 yd. Field Goal (9-49, 3:28)	27	26
Chargers	4	7:41	C.Sturgis 21 yd. Field Goal (9-72, 4:58)	27	29

San Francisco 49ers vs Los Angeles Chargers
9/30/2018 at StubHub Center

Final Team Statistics

	Visitor 49ers	Home Chargers
TOTAL FIRST DOWNS	22	21
By Rushing	5	6
By Passing	13	14
By Penalty	4	1
THIRD DOWN EFFICIENCY	5-12-42%	4-14-29%
FOURTH DOWN EFFICIENCY	0-0-0%	1-1-100%
TOTAL NET YARDS	364	368
Total Offensive Plays (inc. times thrown passing)	59	67
Average gain per offensive play	6.2	5.5
NET YARDS RUSHING	76	126
Total Rushing Plays	21	27
Average gain per rushing play	3.6	4.7
Tackles for a loss-number and yards	2-3	2-5
NET YARDS PASSING	288	242
Times thrown - yards lost attempting to pass	1-10	1-8
Gross yards passing	298	250
PASS ATTEMPTS-COMPLETIONS-HAD INTERCEPTED	37-23-2	39-25-1
Avg gain per pass play (inc.# thrown passing)	7.6	6.1
KICKOFFS Number-In End Zone-Touchbacks	6-6-6	6-5-2
PUNTS Number and Average	5-47.0	4-43.5
Had Blocked	0	0
FGs - PATs Had Blocked	0-0	0-0
Net Punting Average	30.6	42.3
TOTAL RETURN YARDAGE (Not Including Kickoffs)	37	172
No. and Yards Punt Returns	2-5	4-82
No. and Yards Kickoff Returns	4-91	0-0
No. and Yards Interception Returns	1-32	2-90
PENALTIES Number and Yards	4-29	5-49
FUMBLES Number and Lost	2-0	1-0
TOUCHDOWNS	3	3
Rushing	0	0
Passing	2	3
Interceptions	1	0
EXTRA POINTS Made-Attempts	3-3	1-3
Kicking Made-Attempts	3-3	0-2
Passing Made-Attempts	0-0	1-1
FIELD GOALS Made-Attempts	2-2	3-4
RED ZONE EFFICIENCY	1-4-25%	2-5-40%
GOAL TO GO EFFICIENCY	1-3-33%	1-3-33%
SAFETIES	0	0
FINAL SCORE	27	29
TIME OF POSSESSION	27:34	32:26

San Francisco 49ers vs Los Angeles Chargers
9/30/2018 at StubHub Center

Final Individual Statistics

San Francisco 49ers												Los Angeles Chargers												
RUSHING						RUSHING						RUSHING												
	ATT	YDS	AVG	LG	TD							ATT	YDS	AVG	LG	TD								
M.Breida	9	39	4.3	12	0	M.Gordon	15	104	6.9	34	0													
C.Beathard	7	19	2.7	9	0	A.Ekeler	8	25	3.1	11	0													
A.Morris	4	14	3.5	8	0	P.Rivers	4	-3	-0.8	1	0													
M.Goodwin	1	4	4.0	4	0																			
Total	21	76	3.6	12	0	Total	27	126	4.7	34	0													
PASSING						PASSING						PASSING												
	ATT	CMP	YDS	SK/YD	TD	LG	IN	RT				ATT	CMP	YDS	SK/YD	TD	LG	IN	RT					
C.Beathard	37	23	298	1/10	2	82	2	82.9	P.Rivers	39	25	250	1/8	3	24	1	97.2							
Total	37	23	298	1/10	2	82	2	82.9	Total	39	25	250	1/8	3	24	1	97.2							
PASS RECEIVING						PASS RECEIVING						PASS RECEIVING												
	TAR	REC	YDS	AVG	LG	TD						TAR	REC	YDS	AVG	LG	TD							
G.Kittle	8	6	125	20.8	82	1	K.Allen	10	7	63	9.0	18	0											
P.Garcia	7	4	52	13.0	23	0	M.Gordon	10	7	55	7.9	16	1											
K.Bourne	4	3	34	11.3	17	1	Ty.Williams	5	3	48	16.0	24	0											
M.Breida	3	3	32	10.7	20	0	A.Ekeler	3	2	31	15.5	22	1											
M.Goodwin	4	2	24	12.0	20	0	A.Gates	5	2	27	13.5	22	1											
K.Juszczyk	3	2	15	7.5	10	0	V.Green	2	2	9	4.5	10	0											
T.Taylor	3	2	12	6.0	7	0	M.Williams	3	1	15	15.0	15	0											
A.Morris	3	1	4	4.0	4	0	T.Benjamin	1	1	2	2.0	2	0											
G.Colek	1	0	0	0.0	0	0																		
Total	36	23	298	13.0	82	2	Total	39	25	250	10.0	24	3											
INTERCEPTIONS						INTERCEPTIONS						INTERCEPTIONS												
	NO	YDS	AVG	LG	TD							NO	YDS	AVG	LG	TD								
A.Exum	1	32	32.0	32	1	T.Williams	1	86	86.0	86	0													
						I.Rochell	1	4	4.0	4	0													
Total	1	32	32.0	32	1	Total	2	90	45.0	86	0													
PUNTING						PUNTING						PUNTING												
	NO	YDS	AVG	NET	TB	IN20	LG					NO	YDS	AVG	NET	TB	IN20	LG						
B.Pinion	5	235	47.0	30.6	0	0	55	D.Kaiser	4	174	43.5	42.3	0	3	55									
Total	5	235	47.0	30.6	0	0	55	Total	4	174	43.5	42.3	0	3	55									
PUNT RETURNS						PUNT RETURNS						PUNT RETURNS												
	NO	YDS	AVG	FC	LG	TD						NO	YDS	AVG	FC	LG	TD							
T.Taylor	1	8	8.0	1	8	0	D.King	4	82	20.5	1	56	0											
D.Pettis	1	-3	-3.0	0	-3	0																		
(DOWNED)	1	0	0.0	0	0	0																		
Total	2	5	2.5	1	8	0	Total	4	82	20.5	1	56	0											
KICKOFF RETURNS						KICKOFF RETURNS						KICKOFF RETURNS												
	NO	YDS	AVG	FC	LG	TD						NO	YDS	AVG	FC	LG	TD							
D.Reed	4	91	22.8	0	29	0	(TOUCHBACK)	6	0	0.0	0	0	0											
(TOUCHBACK)	2	0	0.0	0	0	0																		
Total	4	91	22.8	0	29	0	Total	0	0	0.0	0	0	0											

San Francisco 49ers

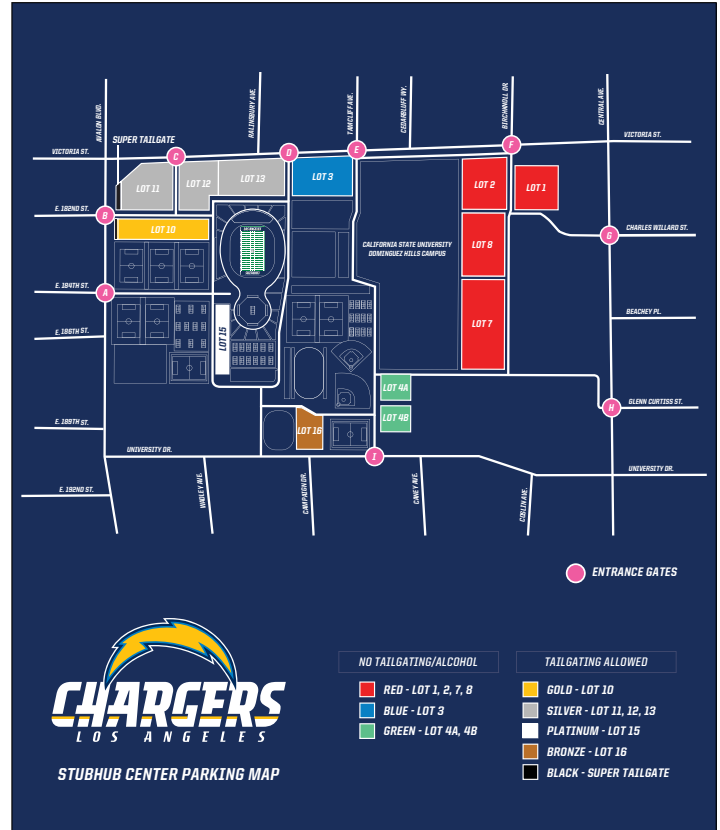
FUMBLES	FUM	LOST	OWN-REC	YDS	TD	FORCED	OPP-REC	YDS	TD	OUT-BDS
D.Reed	1	0	0	0	0	0	0	0	0	1
C.Beathard	1	0	0	-1	0	0	0	0	0	0
M.Breida	0	0	1	0	0	0	0	0	0	0
G.Mabin	0	0	0	0	0	1	0	0	0	0
Total	2	0	1	-1	0	1	0	0	0	1

Los Angeles Chargers

FUMBLES	FUM	LOST	OWN-REC	YDS	TD	FORCED	OPP-REC	YDS	TD	OUT-BDS
M.Gordon	1	0	0	0	0	0	0	0	0	1
M.Davis	0	0	0	0	0	1	0	0	0	0
Total	1	0	0	0	0	1	0	0	0	1



MEDIA INFORMATION



GAME-DAY MEDIA PARKING: Media attending Chargers home games have been assigned reserved areas to park at StubHub Center. Please refer to the map on the back of your assigned parking permit. Media should enter the parking lot through the main gate, located off of South Avalon Blvd. Media must park in the assigned area and display parking permits at all times. As a reminder, parking is limited and is being provided as a courtesy.

MEDIA ENTRANCE: All credentialed media must enter through SE Media Gate and are subject to search procedures. Please be prepared to open all cases and bags for inspection by stadium security personnel. All items will be inspected and tagged for security purposes. Please make sure bags are identifiable and limit carry-in items to only what is necessary. Remove any security tags from prior games.

CHARGERS.COM AND CHARGERSMEDIA.COM

Chargers.com features the latest news on the Los Angeles Chargers, including player features. The site also includes player bios, rosters, the depth chart, transactions and more. It is the quickest and easiest way to find the latest information on the Los Angeles Chargers.

Chargers.com/media is a website available to assist media with coverage leading up to our game and can be accessed at www.chargers.com/media. The media site contains digital copies of the 2018 Los Angeles Chargers Media Guide, game releases, press releases, and transcripts. The link to apply for credentials is also on the site.

PRESS WILL CALL

Press Will Call is located at the NW Box Office and opens four hours prior to kickoff.

PRESS BOX

The telephone number in the StubHub Center press box is (310) 630-4522. The visiting press box is (310) 630-4523. The press box is equipped with wireless internet. Contact the Chargers' PR staff for additional support.

LOS ANGELES CHARGERS PUBLIC RELATIONS CONTACTS

NAME	TITLE	PHONE	EMAIL
Josh Rupprecht	Vice President, Public Relations	657.356.2190	Josh.Rupprecht@Chargers.NFL.com
Skip Powers	Senior Manager, Football Public Relations	657.356.2159	Skip.Powers@Chargers.NFL.com
Jennifer Rojas	Senior Manager, Corporate Public Relations	657.356.2162	Jennifer.Rojas@Chargers.NFL.com
Jamaal LaFrance	Manager, Public Relations	657.356.2063	Jamaal.LaFrance@Chargers.NFL.com
Brock Anderson	Coordinator, Public Relations	657.356.2082	Brock.Anderson@Chargers.NFL.com
Lauren Meyer	Coordinator, Public Relations	657.356.2161	Lauren.Meyer@Chargers.NFL.com





***PLAYER
CAPSULES***

JAHLEEL ADDAE

SAFETY

CENTRAL MICHIGAN

5-10 | 195 LBS | VALRICO, FLA.

FREE AGENT - 2013

EXPERIENCE: 6TH NFL SEASON

6TH YEAR WITH CHARGERS



37

2018: Started all four games at S, registering 18 tackles (14 solo) and two passes defended...**vs. Kansas City (Sept. 9):** Recorded four solo stops after opening the game at S...Played all 56 defensive snaps and six on special teams...**at Buffalo (Sept. 16):** Recorded six tackles (five solo) and a pass defended after opening the game at S...Appeared on all 62 defensive snaps and four on special teams...**at Los Angeles Rams (Sept. 23):** Started at S and played all 77 defensive snaps...Posted six tackles (four solo) and broke up a pass...Contributed on six special teams plays...**vs. San Francisco (Sept. 30):** Played on all 60 defensive snaps and five on special teams after starting at S...Finished with two tackles (one solo).

2018, LOS ANGELES CHARGERS

Date	Opp.	Res.	Games		Tackles						Interceptions					Fumbles	
			P/S		Tot	So	As	Sk	Yd	TFL	No.	Yd	Lg	TD	PD	FF	FR
09/09	KC	L	1/1		4	4	0	0	0	0	0	0	-	0	0	0	0
09/16	at Buf	W	1/1		6	5	1	0	0	0	0	0	-	0	1	0	0
09/23	at LAR	L	1/1		6	4	2	0	0	0	0	0	-	0	1	0	0
09/30	SF	W	1/1		2	1	1	0	0	0	0	0	-	0	0	0	0
10/07	Oak																
10/14	at Cle																
10/21	Ten*																
11/04	at Sea																
11/11	at Oak																
11/18	Den																
11/25	Ari																
12/02	at Pit																
12/09	Cin																
12/13	at KC																
12/22-23	Bal																
12/30	at Den																
'18 TOTALS			2-2	4/4	18	14	4	0	0	0	0	0	0	-	0	2	0

*Game played at Wembley Stadium in London, England.

JAHLEEL ADDAE NFL STATISTICS

- Tackles -										- Interceptions -					- Fumbles -			ST Tackles
Year	Team	GP	GS	Total	Solo	Asst	Sacks	Yds	TFL	No.	Yds	Lg	TD	PD	FF	FR	Yds	
2013	San Diego	16	2	32	26	6	1.0	10	1	0	0	-	0	2	0	0	0	
2014	San Diego	11	5	48	39	9	1.0	6	1	0	0	-	0	1	2	1	0	
2015	San Diego	13	12	65	55	10	1.0	12	2	0	0	-	0	4	0	1	0	
2016	San Diego	8	8	49	42	7	0.0	0	3	1	90	90t	1	3	0	0	0	
2017	Los Angeles Chargers	16	16	95	70	25	0.5	4	7.5	0	0	-	0	10	0	0	0	
2018	Los Angeles Chargers	4	4	18	14	4	0.0	0	0	0	0	-	0	2	0	0	0	
NFL Totals		68	47	307	246	61	3.5	32	14.5	1	90	90t	1	22	2	2	0	
POSTSEASON																		
- Tackles -										- Interceptions -					- Fumbles -			ST Tackles
Year	Team	GP	GS	Total	Solo	Asst	Sacks	Yds	TFL	No.	Yds	Lg	TD	PD	FF	FR	Yds	
2013	San Diego	2	1	13	10	3	0.0	0	1	0	0	-	0	1	1	1	0	

CAREER REGULAR-SEASON SACKS (3.5)

1.0 Blake Bortles | 1.0 Chad Henne
1.0 Derek Carr | 0.5 Bryce Petty

CAREER TOUCHDOWNS (1)

vs. Kansas City (Jan. 1, 2017), 90-yard interception return

CAREER REGULAR-SEASON INTERCEPTIONS (1)

1 Alex Smith

CAREER NFL TRANSACTIONS

2013 Signed by San Diego Chargers as undrafted free agent, April 27.
2016 Re-signed by Chargers as restricted free agent, March 24.
2017 Re-signed by Los Angeles Chargers as unrestricted free agent, March 9.

SINGLE-GAME CAREER HIGHS

REGULAR SEASON

Tackles 11 – Oct. 1, 2017 vs. Philadelphia
Sacks 1.0 (three times) – Last: Dec. 24, 2015 at Oakland
Interceptions 1 – Jan. 1, 2017 vs. Kansas City

POSTSEASON

Tackles 8 – Jan. 12, 2014 at Denver

KEENAN ALLEN


WIDE RECEIVER CALIFORNIA

6-2 | 211 LBS | GREENSBORO, N.C.

DRAFT 3 - 2013

EXPERIENCE: 6TH NFL SEASON

6TH YEAR WITH CHARGERS



13

2018: Started all four games at WR, posting 24 catches for 282 yards (11.8 avg.) and a TD...Extended his team-record streak of multi-catch games to 55 contests, the fourth-longest active streak...Recorded a 100-yard game to reach 19 for his career, moving into a tie with WR Anthony Miller for the seventh-most in Chargers history...Brought his career receiving yardage total to 4,292, moving past WR Tony Martin (4,184) for No. 10 in career receiving yards in team history...
vs. Kansas City (Sept. 9): Started at WR and played 72 offensive snaps, finishing with 108 receiving yards and a TD on eight catches (13.5 avg.)...It marked the 19th 100-yard game of his career, moving into a tie with Anthony Miller for the seventh-most 100-yard performances in team annals...The performance was his second 100-yard game in Week 1 (166 yards on Sept. 13, 2015 vs. Detroit)...The eight catches gave him 53-straight games with multiple catches, breaking a tie with Hall of Fame TE Kellen Winslow for the longest multi-catch streak in team history...Motioned from right-to-left on third-and-two in the fourth quarter before shaking off CB Orlando Scandrick with a double-move at the line of scrimmage before catching the arching pass from QB Philip Rivers in the front, right corner of the end zone for a 20-yard TD...In the first quarter, provided downfield blocking with TE Virgil Green to spring WR Travis Benjamin free for a 19-yard rush...
at Buffalo (Sept. 16): Appeared on 51 plays on offense and one on special teams after opening the game at WR...Registered 67 receiving yards on six catches (11.2 avg.), increasing his career total to 4,185 to pass Tony Martin (4,184) for No. 10 in team history...Recovered an onside kick attempt at the end of the game and returned it 25 yards...
at Los Angeles Rams (Sept. 23): Posted three catches for 44 yards (14.7 avg.), totaling 40 offensive plays after starting at WR...Hauled in a pass for 25 yards on third-and-17 in the first quarter down the left sideline with CB Sam Shields and S Lamarcus Joyner in coverage...

2018, LOS ANGELES CHARGERS

Date	Opp.	Res.	Games P/S	Receiving					Rushing					Total Off.
				No.	Yds	Avg.	Lg	TD	Att	Yds	Avg.	Lg	TD	
09/09	KC	L	1/1	8	108	13.5	23	1	0	0	-	-	0	108
09/16	at Buf	W	1/1	6	67	11.2	16	0	0	0	-	-	0	67
09/23	at LAR	L	1/1	3	44	14.7	25	0	0	0	-	-	0	44
09/30	SF	W	1/1	7	63	9.0	18	0	0	0	-	-	0	63
10/07	Oak													
10/14	at Cle													
10/21	Ten*													
11/04	at Sea													
11/11	at Oak													
11/18	Den													
11/25	Ari													
12/02	at Pit													
12/09	Cin													
12/13	at KC													
12/22-23	Bal													
12/30	at Den													
'18 TOTALS				24	282	11.8	25	1	0	0	-	-	0	282

*Game played at Wembley Stadium in London, England.

Made a block on a first quarter run by RB Melvin Gordon III that went for 20 yards...Provided downfield blocking in the fourth quarter for WR Tyrell Williams to run for 14 yards on the first carry of his career...
vs. San Francisco (Sept. 30): Hauled in seven passes for 63 yards (9.0 avg.), appearing on 57 offensive plays after starting at WR...In the first quarter, ran a deep out-route with CB Ahkello Witherspoon in coverage, hauling in the pass from Philip Rivers for an 18-yard gain...Provided a key block in the fourth quarter for Melvin Gordon to run off tackle to the left for a 34-yard gain to the San Francisco four-yard line.

KEENAN ALLEN NFL STATISTICS

Year	Team	GP	GS	- Receiving -					- Rushing -					- Scrimmage -	
				No.	Yds	Avg.	Lg	TD	Att	Yds	Avg.	Lg	TD	Yards	
2013	San Diego	15	14	71	1,046	14.7	43	8	0	0	-	-	0	1,046	
2014	San Diego	14	14	77	783	10.2	35	4	0	0	-	-	0	783	
2015	San Diego	8	8	67	725	10.8	38	4	0	0	-	-	0	725	
2016	San Diego	1	1	6	63	10.5	15	0	0	0	-	-	0	63	
2017	Los Angeles Chargers	16	15	102	1,393	13.7	51	6	2	9	4.5	6	0	1,402	
2017	Los Angeles Chargers	4	4	24	282	11.8	25	1	0	0	-	-	0	282	
NFL Totals		58	56	347	4,292	12.4	51	23	2	9	4.5	6	0	4,301	

Year	Team	No.	- Kickoff Returns -				- Punt Returns -					- All-Purpose -	
			Yds	Avg.	Lg	TD	No.	FC	Yds	Avg.	Lg	TD	Yards
2013	San Diego	0	0	-	-	0	15	13	125	8.3	28	0	1,171
2014	San Diego	0	0	-	-	0	11	11	99	9.0	29	0	882
2015	San Diego	0	0	-	-	0	3	4	5	1.7	5	0	730
2016	San Diego	0	0	-	-	0	0	0	0	-	-	0	63
2017	Los Angeles Chargers	0	0	-	-	0	0	0	0	-	-	0	1,402
2018	Los Angeles Chargers	1	25	25.0	25	0	0	0	0	-	-	0	307
NFL Totals		1	25	25.0	25	0	29	28	229	7.9	29	0	4,555

Year	Team	GP	GS	No.	- Receiving -				- Rushing -					- Scrimmage -	
					Yds	Avg.	Lg	TD	Att	Yds	Avg.	Lg	TD	Yards	
2013	San Diego	2	2	8	163	20.4	49	2	0	0	-	-	0	163	

Year	Team	No.	- Kickoff Returns -				- Punt Returns -					- All-Purpose -	
			Yds	Avg.	Lg	TD	No.	FC	Yds	Avg.	Lg	TD	Yards
2013	San Diego	0	0	-	-	0	0	2	0	-	-	0	163

CAREER NFL TRANSACTIONS

2013	Selected by San Diego Chargers in the third round (76th overall) of NFL Draft, April 26...Signed rookie contract, May 9.
2015	Placed on Reserve/Injured (kidney), Nov. 3.
2016	Signed contract extension, June 11...Placed on Reserve/Injured (knee), Sept. 12.

SINGLE-GAME CAREER HIGHS

REGULAR SEASON

Receptions . . . 15 – Sept. 13, 2015 vs. Detroit
Receiving Yards . . . 172 – Nov. 23, 2017 at Dallas

Longest Catch . . . 51 – Dec. 10, 2017 vs. Washington

Receiving Touchdowns . . . 2 (five times) – Last: Nov. 19, 2017 vs. Buffalo

POSTSEASON

Receptions . . . 6 – Jan. 12, 2014 at Denver
Receiving Yards . . . 142 – Jan. 12, 2014 at Denver

Longest Catch . . 49 – Jan. 12, 2014 at Denver

Receiving Touchdowns . . . 2 – Jan. 12, 2014 at Denver

JOE BARKSDALE

TACKLE **LOUISIANA STATE**

6-5 | **326 LBS** | **DETROIT, MICH.**

UFA (ST. LOUIS) - 2015

EXPERIENCE: 8TH NFL SEASON

4TH YEAR WITH CHARGERS



72

2018: Started at RT in one game and was inactive for three others due to injury...**vs. Kansas City (Sept. 9):** Started at RT, seeing action on 15 offensive snaps and one on special teams before departing with a knee injury...**at Buffalo (Sept. 16):** Inactive (knee).

JOE BARKSDALE NFL GAMES

Year	Team	GP	GS
2011	Oakland	16	0
2012	St. Louis	6	2
2013	St. Louis	16	13
2014	St. Louis	16	16
2015	San Diego	16	16
2016	San Diego	15	15
2017	Los Angeles Chargers	11	11
2018	Los Angeles Chargers	1	1
NFL Totals		97	74

CAREER NFL TRANSACTIONS

- 2011** Selected by Oakland Raiders in the third round (92nd overall) of NFL Draft, April 29 (pick acquired from New England along with a fourth-round choice for Raiders' seventh-round pick and 2012 second-round selection)... Signed rookie contract, July 28.
- 2012** Waived by Raiders, Sept. 26... Claimed off waivers by St. Louis Rams, Sept. 27.
- 2015** Signed by San Diego Chargers as unrestricted free agent, May 15.
- 2016** Signed contract extension, March 7.

TRAVIS BENJAMIN

WIDE RECEIVER MIAMI

5-10 | 175 LBS | BELLE GLADE, FLA.

UFA (CLE) - 2016

EXPERIENCE: 7TH NFL SEASON

3RD YEAR WITH CHARGERS



12

2018: Appeared in two games and was inactive for two others due to injury...Posted two receptions for three yards (1.5 avg.) and a 19-yard carry...**vs. Kansas City (Sept. 9):** Appeared on 47 snaps on offense and two on special teams...Finished with a one-yard catch and a 19-yard carry...The rushing attempt was the fourth-longest of his career...On the run, motioned from the right slot as the ball was snapped and took a jet-sweep handoff to the left, getting downfield blocks from WR Keenan Allen and TE Virgil Green to spring him free for the 19-yard gain...**at Buffalo (Sept. 16):** Inactive (foot)...**vs. San Francisco (Sept. 30):** Appeared on five offensive snaps after starting at WR, hauling in a two-yard reception before departing due to injury.

2018, LOS ANGELES CHARGERS

Games				Receiving					Rushing					Total Off.
Date	Opp.	Res.	P/S	No.	Yds	Avg.	Lg	TD	Att	Yds	Avg.	Lg	TD	
09/09	KC	L	1/1	1	1	1.0	1	0	1	19	19.0	19	0	20
09/16	at Buf	W	0/0	- Inactive -										
09/23	at LAR	L	0/0	- Inactive -										
09/30	SF	W	1/0	1	2	2.0	2	0	0	0	-	-	0	2
10/07	Oak													
10/14	at Cle													
10/21	Ten*													
11/04	at Sea													
11/11	at Oak													
11/18	Den													
11/25	Ari													
12/02	at Pit													
12/09	Cin													
12/13	at KC													
12/22-23	Bal													
12/30	at Den													
'18 TOTALS				2	3	1.5	2	0	1	19	19.0	19	0	22

*Game played at Wembley Stadium in London, England.

TRAVIS BENJAMIN NFL STATISTICS

Year	Team	GP	GS	- Receiving -					- Rushing -					- Scrimmage -	
				No.	Yds	Avg.	Lg	TD	Att	Yds	Avg.	Lg	TD	Yards	
2012	Cleveland.....	14	3	18	298	16.6	69t	2	6	66	11.0	35	0	364	
2013	Cleveland.....	8	3	5	105	21.0	39	0	1	45	45.0	45	0	150	
2014	Cleveland.....	16	0	18	314	17.4	43	3	3	11	3.7	10	0	325	
2015	Cleveland.....	16	15	68	966	14.2	61	5	4	12	3.0	10	0	978	
2016	San Diego.....	14	8	47	677	14.4	54	4	2	-3	-1.5	-1	0	674	
2017	Los Angeles Chargers.....	16	3	34	567	16.7	62t	4	13	96	7.4	22	0	663	
2018	Los Angeles Chargers.....	2	1	2	3	1.5	2	0	1	19	19.0	19	0	22	
NFL Totals.....		86	33	192	2,930	15.3	69t	18	30	246	8.2	45	0	3,176	

Year	Team	No.	- Kickoff Returns -				- Punt Returns -				- All-Purpose -	
			Yds	Avg.	Lg	TD	No.	FC	Yds	Avg.	Lg	TD
2012	Cleveland.....	3	76	25.3	29	0	3	1	149	49.7	93t	1
2013	Cleveland.....	3	146	48.7	86	0	22	7	257	11.7	79t	1
2014	Cleveland.....	12	246	20.5	28	0	15	8	127	8.5	37	0
2015	Cleveland.....	0	0	-	-	0	28	10	324	11.6	78t	1
2016	San Diego.....	0	0	-	-	0	9	0	59	6.6	18	0
2017	Los Angeles Chargers.....	0	0	-	-	0	27	25	257	9.5	65t	1
2018	Los Angeles Chargers.....	0	0	-	-	0	1	0	-1	-1.0	-1	0
NFL Totals.....		18	468	26.0	86	0	104	51	1,173	11.3	93t	4

CAREER NFL TRANSACTIONS

- 2012** Selected by Cleveland Browns in the fourth round (100th overall) of NFL Draft, April 28...Signed rookie contract, May 10.
- 2013** Placed on Reserve/Injured (knee), Oct. 29.
- 2016** Signed by San Diego Chargers as unrestricted free agent, March 9.

SINGLE-GAME CAREER HIGHS

REGULAR SEASON

Receptions 9 – Oct. 18, 2015 vs. Denver

Receiving Yards 117 (twice) – Last: Oct. 9, 2016 at Oakland

Longest Catch 69t – Dec. 16, 2012 vs. Washington

Receiving Touchdowns 2 (three times) – Last: Sept. 18, 2016 vs. Jacksonville

Rushing Attempts 2 (three times) – Last: Dec. 31, 2017 vs. Oakland

Rushing Yards ... 45 – Oct. 13, 2013 vs. Detroit

Longest Run ... 45 – Oct. 13, 2013 vs. Detroit

Punt Returns 7 – Oct. 3, 2013 vs. Buffalo

Punt Return Yards 179 – Oct. 3, 2013 vs. Buffalo

Longest Punt Return 93t – Dec. 9, 2012 vs. Kansas City

Punt Return Touchdowns 1 (four times) – Last: Oct. 22, 2017 vs. Denver

JOEY BOSA

DEFENSIVE END OHIO STATE

6-5 | 280 LBS | FT. LAUDERDALE, FLA.

DRAFT 1 - 2016

EXPERIENCE: 3RD NFL SEASON

3RD YEAR WITH CHARGERS



99

2018: Missed all four games as one of the team's seven inactive players...**vs. Kansas City (Sept. 9):** Inactive (foot).

2018, LOS ANGELES CHARGERS

Date	Opp.	Res.	Games P/S	Tackles					TFL	Interceptions					Fumbles	
				Tot	So	As	Sk	Yd		No.	Yd	Lg	TD	PD	FF	FR
09/09	KC	L	0/0													
09/16	at Buf	W	0/0													
09/23	at LAR	L	0/0													
09/30	SF	W	0/0													
10/07	Oak															
10/14	at Cle															
10/21	Ten*															
11/04	at Sea															
11/11	at Oak															
11/18	Den															
11/25	Ari															
12/02	at Pit															
12/09	Cin															
12/13	at KC															
12/22-23	Bal															
12/30	at Den															
'18 TOTALS				2-2	0/0	0	0	0	0.0	0	0	0	-	0	0	0

*Game played at Wembley Stadium in London, England.

JOEY BOSA NFL STATISTICS

Year	Team	GP	GS	- Tackles -					Yds	TFL	- Interceptions -					- Fumbles -			ST Tackles
				Total	Solo	Asst	Sacks				No.	Yds	Lg	TD	PD	FF	FR	Yds	
2016	San Diego	12	11	48	33	15	10.5	71.5	19		0	0	-	0	2	1	0	0	0
2017	Los Angeles Chargers	16	16	99	61	38	12.5	66	17.5		0	0	-	0	2	4	1	0	0
2018	Los Angeles Chargers	0	0	0	0	0	0.0	0	0		0	0	-	0	0	0	0	0	0
NFL Totals		28	27	147	94	53	23.0	137.5	36.5		0	0	-	0	4	5	1	0	0

CAREER REGULAR-SEASON SACKS (23.0)

5.0	Derek Carr	1.0	Tom Brady
3.5	Trevor Siemian	1.0	DeShone Kizer
2.0	Robert Griffin III	1.0	Cam Newton
2.0	Eli Manning	1.0	Tyrod Taylor
2.0	Matt Ryan	1.0	Jameis Winston
2.0	Alex Smith	0.5	Brock Osweiler
1.0	Blake Bortles		

SINGLE-GAME CAREER HIGHS

REGULAR SEASON

Tackles... 9 (twice) – Last: Dec. 31, 2017 vs. Oakland
Sacks... 2.0 (four times) – Last: Oct. 22, 2017 vs. Denver

CAREER NFL TRANSACTIONS

2016 Selected by San Diego Chargers in the first round (third overall) of NFL Draft, April 28...Signed rookie contract, Aug. 29...Given exempt status by Commissioner, Aug. 30...Activated from exempt status, Sept. 12.

JATAVIS BROWN

LINEBACKER AKRON

5-11 | 221 LBS | BELLE GLADE, FLA.

DRAFT 5 - 2016

EXPERIENCE: 3RD NFL SEASON

3RD YEAR WITH CHARGERS



57

2018: Appeared in all four games with one start at OLB...Recorded 12 tackles (10 solo), an eight-yard sack and a tackle for loss...Added two passes defended...Posted three tackles on special teams...**vs. Kansas City (Sept. 9):** Appeared on 15 plays on defense and 13 on special teams...Assisted on a tackle and added a tackle on special teams...**at Buffalo (Sept. 16):** Contributed on 23 defensive plays and 17 on special teams...Posted an eight-yard sack and a pass defended...On the sack, blitzed untouched from LB depth to spin QB Josh Allen down...**at Los Angeles Rams (Sept. 23):** Appeared on 19 defensive plays and nine special teams snaps...Posted three tackles (two solo) and a tackle on special teams...**vs. San Francisco (Sept. 30):** Started his first game of the season at OLB appearing on all but one defensive play and nine on special teams...Registered seven solo tackles and a pass defended...Added a tackle on special teams...Provided blocks during CB Desmond King II's 56-yard punt return at the end of the first half and CB Trevor Williams' 86-yard INT return in the third quarter.

2018, LOS ANGELES CHARGERS

Date	Opp.	Res.	Games		Tackles						Interceptions					Fumbles		
			P/S	Tot	So	As	Sk	Yd	TFL	No.	Yd	Lg	TD	PD	FF	FR		
09/09	KC	L	1/0	1	0	1	0	0	0	0	0	0	0	-	0	0	0	
09/16	at Buf	W	1/0	1	1	0	1.0	8	1	1	0	0	-	0	1	0	0	
09/23	at LAR	L	1/0	3	2	1	0	0	0	0	0	0	-	0	0	0	0	
09/30	SF	W	1/1	7	7	0	0	0	0	0	0	0	-	0	1	0	0	
10/07	Oak																	
10/14	at Cle																	
10/21	Ten*																	
11/04	at Sea																	
11/11	at Oak																	
11/18	Den																	
11/25	Ari																	
12/02	at Pit																	
12/09	Cin																	
12/13	at KC																	
12/22-23	Bal																	
12/30	at Den																	
'18 TOTALS				2-2	4/1	12	10	2	1.0	8	1	0	0	-	0	2	0	0
*Game played at Wembley Stadium in London, England.																		

*Game played at Wembley Stadium in London, England.

JATAVIS BROWN NFL STATISTICS

Year	Team	GP	GS	- Tackles -					Yds	TFL	- Interceptions -					- Fumbles -			ST Tackles
				Total	Solo	Asst	Sacks				No.	Yds	Lg	TD	PD	FF	FR	Yds	
2016	San Diego	12	7	73	52	21	3.5	24	0	0	0	0	-	0	8	2	1	0	3
2017	Los Angeles Chargers	16	5	78	58	20	0.0	0	2	0	0	0	-	0	0	0	1	0	4
2018	Los Angeles Chargers	4	1	12	10	2	1.0	8	1	0	0	0	-	0	2	0	0	0	3
NFL Totals		32	13	163	120	43	4.5	32	3	0	0	0	-	0	10	2	2	0	10

CAREER REGULAR-SEASON SACKS (4.5)

1.0	Josh Allen	1.0	Trevor Siemian
1.0	Derek Carr	0.5	Robert Griffin III
1.0	Andrew Luck		

CAREER NFL TRANSACTIONS

2016 Selected by San Diego Chargers in the fifth round (175th overall) of NFL Draft, April 30 (compensatory pick)...Signed rookie contract, May 9.

SINGLE-GAME CAREER HIGHS

REGULAR SEASON

Tackles..... 15 – Sept. 11, 2017 at Denver
Sacks..... 1.0 (four times) – Last: Sept. 16, 2018 at Buffalo

SEAN CULKIN

TIGHT END

MIAMI

6-5 | 255 LBS | INDIAN ROCKS BEACH, FLA.

FREE AGENT - 2017

EXPERIENCE: 2ND NFL SEASON

2ND YEAR WITH CHARGERS



80

2018: Saw action in all four games, starting two as the second TE...
vs. Kansas City (Sept. 9): Made the first start of his career, playing on 17 offensive snaps...Lined up at FB in the second quarter and provided a key lead block for RB Melvin Gordon III to post an 11-yard gain...**at Buffalo (Sept. 16):** Appeared on 17 offensive plays and two on special teams...**at Los Angeles Rams (Sept. 23):** Saw action on 20 plays on offense and 10 on special teams...**vs. San Francisco (Sept. 30):** Appeared on 13 offensive snaps and 12 on special teams.

2018, LOS ANGELES CHARGERS

Date	Opp.	Res.	Games P/S	Receiving					Rushing					Total Off.
				No.	Yds	Avg.	Lg	TD	Att	Yds	Avg.	Lg	TD	
09/09	KC	L	1/1	0	0	-	-	0	0	0	-	-	0	0
09/16	at Buf	W	1/0	0	0	-	-	0	0	0	-	-	0	0
09/23	at LAR	L	1/1	0	0	-	-	0	0	0	-	-	0	0
09/30	SF	W	1/0	0	0	-	-	0	0	0	-	-	0	0
10/07	Oak													
10/14	at Cle													
10/21	Ten*													
11/04	at Sea													
11/11	at Oak													
11/18	Den													
11/25	Ari													
12/02	at Pit													
12/09	Cin													
12/13	at KC													
12/22-23	Bal													
12/30	at Den													
'18 TOTALS				2-2	4/2	0	0	- - - 0	0	0	- - - 0	0	0	0

*Game played at Wembley Stadium in London, England.

SEAN CULKIN NFL STATISTICS

Year	Team	GP	GS	- Receiving -				
				No.	Yds	Avg.	Lg	TD
2017	Los Angeles Chargers	1	0	0	0	-	-	0
2018	Los Angeles Chargers	4	2	0	0	-	-	0
NFL Totals		5	2	0	0	-	-	0

CAREER NFL TRANSACTIONS

2017 Signed by Los Angeles Chargers as undrafted free agent, May 1.

GEREMY DAVIS

WIDE RECEIVER MIAMI

6-3 | 211 LBS | LAWRENCEVILLE, GA.

FREE AGENT - 2016

EXPERIENCE: 4TH NFL SEASON

3RD YEAR WITH CHARGERS



11

2018: Saw action in three games and was inactive for another...**vs. Kansas City (Sept. 9):** Inactive (healthy scratch)...**at Buffalo (Sept. 16):** Made his season debut, appearing on six plays on offense and four on special teams...**at Los Angeles Rams (Sept. 23):** Saw action on five offensive snaps...**at San Francisco (Sept. 30):** Played eight snaps on offense while appearing on six special teams plays.

2018, LOS ANGELES CHARGERS

Date	Opp.	Res.	Games P/S	Receiving					Rushing					Total Off.
				No.	Yds	Avg.	Lg	TD	Att	Yds	Avg.	Lg	TD	
09/09	KC	L	0/0	- Inactive -										
09/16	at Buf	W	1/0	0	0	-	-	0	0	0	-	-	0	0
09/23	at LAR	L	1/0	0	0	-	-	0	0	0	-	-	0	0
09/30	SF	W	1/0	0	0	-	-	0	0	0	-	-	0	0
10/07	Oak													
10/14	at Cle													
10/21	Ten*													
11/04	at Sea													
11/11	at Oak													
11/18	Den													
11/25	Ari													
12/02	at Pit													
12/09	Cin													
12/13	at KC													
12/22-23	Bal													
12/30	at Den													
'18 TOTALS				2-2	3/0	0	0	-	-	0	0	-	-	0

*Game played at Wembley Stadium in London, England.

GEREMY DAVIS NFL STATISTICS

Year	Team	GP	GS	No.	- Receiving -				Att	- Rushing -				- Scrimmage -	
					Yds	Avg.	Lg	TD		Yds	Avg.	Lg	TD	Yards	
2015	New York Giants	10	0	2	21	10.5	16	0	0	0	-	-	0	21	
2016	San Diego	3	0	0	0	-	-	0	0	0	-	-	0	0	
2017	Los Angeles Chargers	2	0	0	0	-	-	0	0	0	-	-	0	0	
2018	Los Angeles Chargers	3	0	0	0	-	-	0	0	0	-	-	0	0	
NFL Totals		18	0	2	21	10.5	16	0	0	0	-	-	0	21	

CAREER NFL TRANSACTIONS

- 2015** Selected by New York Giants in the sixth round (186th overall) of NFL Draft, May 2...Signed rookie contract, May 9.
- 2016** Waived by Giants, Sept. 3...Signed by Giants to practice squad, Sept. 5...Signed by San Diego Chargers to active roster from Giants' practice squad, Nov. 9.
- 2017** Re-signed by Los Angeles Chargers as exclusive rights free agent, March 20...Waived by Chargers, Sept. 3...Signed by Chargers to practice squad, Sept. 4...Signed to active roster, Sept. 11...Waived by Chargers, Sept. 16...Signed by Chargers to practice squad, Sept. 19...Signed to active roster, Oct. 26.
- 2018** Re-signed by Chargers as restricted free agent, March 12.

MICHAEL DAVIS

CORNERBACK BRIGHAM YOUNG

6-2 | 195 LBS | GLENDALE, CALIF.

FREE AGENT - 2017

EXPERIENCE: 2ND NFL SEASON

2ND YEAR WITH CHARGERS



43

2018: Played on special teams in all four games, recording two special teams tackles...**vs. Kansas City (Sept. 9):** Saw action on 18 plays on special teams...**at Buffalo (Sept. 16):** Appeared on 21 special teams snaps and registering his first special teams tackle of the season...**at Los Angeles Rams (Sept. 23):** Contributed on two defensive plays and 15 on special teams...**vs. San Francisco (Sept. 30):** Posted a tackle on special teams, his second of the season...Appeared on 20 special teams plays, forcing a fumble on a kickoff return.

2018, LOS ANGELES CHARGERS

Date	Opp.	Res.	Games P/S	Tackles						Interceptions					Fumbles	
				Tot	So	As	Sk	Yd	TFL	No.	Yd	Lg	TD	PD	FF	FR
09/09	KC	L	1/0	0	0	0	0	0	0	0	0	-	0	0	0	0
09/16	at Buf	W	1/0	0	0	0	0	0	0	0	0	-	0	0	0	0
09/23	at LAR	L	1/0	0	0	0	0	0	0	0	0	-	0	0	0	0
09/30	SF	W	1/0	0	0	0	0	0	0	0	0	-	0	0	0	0
10/07	Oak															
10/14	at Cle															
10/21	Ten*															
11/04	at Sea															
11/11	at Oak															
11/18	Den															
11/25	Ari															
12/02	at Pit															
12/09	Cin															
12/13	at KC															
12/22-23	Bal															
12/30	at Den															
'18 TOTALS				2-2	4/0	0	0	0	0.0	0	0	-	0	0	0	0

*Game played at Wembley Stadium in London, England.

MICHAEL DAVIS NFL STATISTICS

Year	Team	GP	GS	- Tackles -					Yds	TFL	- Interceptions -					- Fumbles -			
				Total	Solo	Asst	Sacks				No.	Yds	Lg	TD	PD	FF	FR	Yds	ST Tackles
2017	Los Angeles Chargers	15	0	4	4	0	0.0	0	0	0	0	0	-	0	2	0	0	0	15
2018	Los Angeles Chargers	4	0	0	0	0	0.0	0	0	0	0	0	-	0	0	0	0	0	2
NFL Totals		19	0	4	4	0	0.0	0	0	0	0	0	-	0	2	0	0	0	17

CAREER NFL TRANSACTIONS

2016 Signed by Los Angeles Chargers as undrafted free agent, May 1...Waived by Chargers, Sept. 2...Signed by Chargers to practice squad, Sept. 3...Signed to active roster, Sept. 16.

SINGLE-GAME CAREER HIGHS

REGULAR SEASON

Tackles..... 3 - Nov. 19, 2017 vs. Buffalo

NICK DZUBNAR

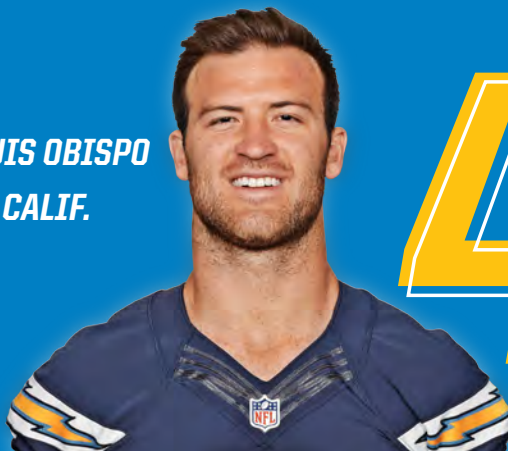
LINEBACKER CAL POLY–SAN LUIS OBISPO

6-1 | 240 LBS | MISSION VIEJO, CALIF.

FREE AGENT - 2015

EXPERIENCE: 4TH NFL SEASON

4TH YEAR WITH CHARGERS



48

2018: Appeared in four games...Recorded three special teams tackles...**vs. Kansas City (Sept. 9):** Played 20 snaps on special teams and one on defense...**at Buffalo (Sept. 16):** Posted his first special teams tackle of the season, seeing action on 21 plays on special teams...**at Los Angeles Rams (Sept. 23):** Appeared on 15 special teams snaps and recorded a tackle on special teams...**vs. San Francisco (Sept. 30):** Posted the third special teams tackle of the season, appearing on 21 plays in the third phase...Provided a block on CB Desmond King II's 56-yard punt return at the end of the first half.

2018, LOS ANGELES CHARGERS

Date	Opp.	Res.	Games P/S	Tackles						Interceptions					Fumbles	
				Tot	So	As	Sk	Yd	TFL	No.	Yd	Lg	TD	PD	FF	FR
09/09	KC	L	1/0	0	0	0	0	0	0	0	0	-	0	0	0	0
09/16	at Buf	W	1/0	0	0	0	0	0	0	0	0	-	0	0	0	0
09/23	at LAR	L	1/0	0	0	0	0	0	0	0	0	-	0	0	0	0
09/30	SF	W	1/0	0	0	0	0	0	0	0	0	-	0	0	0	0
10/07	Oak															
10/14	at Cle															
10/21	Ten*															
11/04	at Sea															
11/11	Oak															
11/18	Den															
11/25	Ari															
12/02	at Pit															
12/09	Cin															
12/13	at KC															
12/22-23	Bal															
12/30	at Den															
'18 TOTALS				2-2	4/0	0	0	0	0.0	0	0	-	0	0	0	0

*Game played at Wembley Stadium in London, England.

NICK DZUBNAR NFL STATISTICS

Year	Team	GP	GS	- Tackles -					Yds	TFL	- Interceptions -					- Fumbles -			
				Total	Solo	Asst	Sacks				No.	Yds	Lg	TD	PD	FF	FR	Yds	ST Tackles
2015	San Diego	16	0	2	0	2	0.0		0	0	0	0	-	0	0	0	0	0	13
2016	San Diego	4	0	6	3	3	0.0		0	0	0	0	-	0	0	0	0	0	0
2017	Los Angeles Chargers	13	0	0	0	0	0.0		0	0	0	0	-	0	0	0	0	0	21
2018	Los Angeles Chargers	4	0	0	0	0	0.0		0	0	0	0	-	0	0	0	0	0	3
NFL Totals		37	0	8	3	5	0.0		0	0	0	0	-	0	0	0	0	0	37

CAREER NFL TRANSACTIONS

2015 Signed by San Diego Chargers as undrafted free agent, May 2.
2016 Placed on Reserve/Injured (knee), Oct. 10.
2017 Waived by Los Angeles Chargers, Sept. 4...Signed by Chargers to practice squad, Sept. 5...Signed to active roster, Sept. 23.
2018 Re-signed by Chargers as restricted free agent, March 12.

SINGLE-GAME CAREER HIGHS

REGULAR SEASON

Tackles..... 4 – Sept. 25, 2016 at Indianapolis

AUSTIN EKELER

RUNNING BACK WESTERN STATE COLO.

5-10 | 200 LBS | EATON, COLO.

FREE AGENT - 2017

EXPERIENCE: 2ND NFL SEASON

2ND YEAR WITH CHARGERS



30

2018: Appeared in all four games, carrying the ball 28 times for 188 yards (6.7 avg.)...Posted 13 receptions for 163 yards (12.5 avg.) and two TDs...The receiving scores brought his career total to five, making him the first undrafted RB to record five-plus TD catches in his first two seasons since 1966 (Dallas RB Dan Reeves had nine TD catches from 1965-66)...The five receiving TDs also passed RB Mike Tolbert (four) for the most in team history by an undrafted RB through the first two seasons of his professional career...Recorded a tackle on special teams, giving him 18 for his career...**vs. Kansas City (Sept. 9):** Saw action on 22 plays on offense and 20 on special teams...Finished with five carries for 39 yards (7.8 avg.) and five receptions for a career-high 87 yards (17.4 avg.) and a TD...The 126 scrimmage yards was a single-game career high, beating his mark of 119 in Week 10 of 2017 at Jacksonville...Midway through the second quarter, hauled in the 13-yard TD pass from QB Philip Rivers, marking Rivers' 343rd career TD passes for sole possession of sixth in NFL history...On the play, got behind LB Anthony Hitchens in the front left corner of the end zone as Rivers stood tall in the face of pressure...Earlier in the game, corralled a pass down the left sideline that was tipped by WR Keenan Allen for a 30-yard gain, maintaining possession after an illegal hit by DB Ron Parker...**at Buffalo (Sept. 16):** Posted a career best with a game-high 77 rushing yards on 11 carries (7.0 avg.), surpassing his previous high of 49 yards (Dec. 10, 2017 vs. Washington) with 10 minutes remaining in the second quarter...Added three receptions for 21 yards (7.0 avg.)...Took a sweep handoff from left-to-right for 16 yards in the first quarter, getting downfield blocks from TE Virgil Green and WR Tyrell Williams...Posted two carries of 15-plus yards in a three-play stretch in the second quarter...Took the first handoff off tackle to the left with a block from Green pulling to the left before breaking a tackle attempt of S Micah Hyde for a 22-yard gain...Two plays later, received another pulling block from Green to spring him free on an end-around to the left for 16 yards...Played 24 snaps on offense and 13 on special teams...**at Los Angeles Rams (Sept. 23):** Carried the ball four times for 47 yards (11.8 avg.)...Caught three passes for 24 yards (8.0 avg.)...Posted a game-long 32-yard run in the third quarter, juking past S Lamarus Joyner in the open field after receiving sealing blocks from G/T Michael

2018, LOS ANGELES CHARGERS

Date	Opp.	Res.	Games P/S	Rushing					Receiving					Total Off.
				Att	Yds	Avg.	Lg	TD	No.	Yds	Avg.	Lg	TD	
09/09	KC	L	1/0	5	39	7.8	10	0	5	87	17.4	30	1	126
09/16	at Buf	W	1/0	11	77	7.0	22	0	3	21	7.0	10	0	98
09/23	at LAR	L	1/0	4	47	11.8	32	0	3	24	8.0	15	0	71
09/30	SF	W	1/0	8	25	3.1	11	0	2	31	15.5	22	1	56
10/07	Oak													
10/14	at Cle													
10/21	Ten*													
11/04	at Sea													
11/11	at Oak													
11/18	Den													
11/25	Ari													
12/02	at Pit													
12/09	Cin													
12/13	at KC													
12/22-23	Bal													
12/30	at Den													
'18 TOTALS				28	188	6.7	32	0	13	163	12.5	30	2	351

*Game played at Wembley Stadium in London, England.

Schofield, Virgil Green, FB Derek Watt and C Mike Pouncey...Added a tackle on special teams, appearing on 18 offensive plays and 15 on special teams...**vs. San Francisco (Sept. 30):** Hauled in two catches for 31 yards (15.5 avg.), including a 22-yard score...The receiving TD marked his second of the year and fifth of his career, making him the first undrafted RB to catch five-plus TD passes in the first two seasons of his professional career since 1966 (Dan Reeves had nine from 1965-66)...On the score, lined up split wide to the right and ran a go-route down the sideline, getting behind the single-man coverage of LB Fred Warner to catch the pass from Philip Rivers in the end zone...Added 25 rushing yards on eight attempts (3.1 avg.)...Saw action on 23 offensive plays and 21 on special teams, registering a special teams tackle.

AUSTIN EKELER NFL STATISTICS

– Rushing –									– Receiving –					– Scrimmage –	
Year	Team	GP	GS	No.	Yds	Avg.	Lg	TD	Att	Yds	Avg.	Lg	TD	Yards	
2017	Los Angeles Chargers.....	16	0	47	260	5.5	35t	2	27	279	10.3	38	3	539	
2017	Los Angeles Chargers.....	4	0	28	188	6.7	32	0	13	163	12.5	30	2	351	
NFL Totals		20	0	75	448	6.0	35t	2	40	442	11.1	38	5	890	
– Kickoff Returns –									– Punt Returns –					– All-Purpose –	
Year	Team			No.	Yds	Avg.	Lg	TD	No.	FC	Yds	Avg.	Lg	TD	Yards
2017	Los Angeles Chargers			5	85	17.0	22	0	0	0	0	–	–	0	624
2018	Los Angeles Chargers.....			0	0	–	–	0	0	0	0	–	–	0	351
NFL Totals				5	85	17.0	22	0	0	0	0	–	–	0	975

CAREER NFL TRANSACTIONS

2017 Signed by Los Angeles Chargers as undrafted free agent, May 1.

SINGLE-GAME CAREER HIGHS

REGULAR SEASON

Rushing Attempts	11 – Sept. 16, 2018 at Buffalo
Rushing Yards	77 – Sept. 16, 2018 at Buffalo
Longest Run	35t – Oct. 1, 2017 vs. Philadelphia
Rushing Touchdowns	1 (twice) – Last: Nov. 19 vs. Buffalo
Receptions	5 (twice) – Last: Sept. 9, 2018 vs. Kansas City
Receiving Yards	87 – Sept. 9, 2018 vs. Kansas City
Longest Catch	38 – Nov. 23, 2017 at Dallas
Receiving Touchdowns	2 – Nov. 12, 2017 at Jacksonville
Scrimmage Yards	126 – Sept. 9, 2018 vs. Kansas City
Kickoff Returns	3 – Sept. 17, 2017 vs. Miami
Kickoff Return Yards	49 – Sept. 17, 2017 vs. Miami
Longest Kickoff Return	22 – Sept. 17, 2017 vs. Miami

EMMANUEL ELLERBEE

LINEBACKER RICE

6-1 | 235 LBS | HOUSTON, TEXAS

WAIVERS (ATL) - 2018

EXPERIENCE: ROOKIE

1ST YEAR WITH CHARGERS



56

2018: Appeared in a game and was inactive three others...**vs. Kansas City (Sept. 9):** Inactive (healthy scratch)...**vs. San Francisco (Sept. 30):** Made his NFL debut, seeing time on 16 special teams plays...Provided a block on CB Desmond King II's 56-yard punt return at the end of the first half.

COLLEGE: Played four seasons (2014-17) at Rice, appearing in 48 career games...Posted 273 tackles (158 solo), 16.5 tackles for loss and five sacks...Added five fumble recoveries, an INT and eight passes defended...Earned first-team All-Conference USA as a junior and senior, and was the league's preseason Defensive Player of the Year before his senior campaign...Ranked third in the conference in 2017 with 120 tackles (68 solo) and second as a junior with 118 tackles (70 solo)...In 2016, averaged a conference-high 10.7 tackles-per-game.

PERSONAL: Given name Emmanuel Aben Ellerbe...Born in Houston, Texas...Father, Aben, played football at Grambling State...Served on the student council as a senior in high school and spent all four of his prep years as a member of the Black Student Union...Earned a degree in civil engineering from Rice...**High School:** Earned second-team All-District 19-5A honors as a junior and senior at Strake Jesuit College Preparatory Academy in Houston, Texas...Named the team's Most

2018, LOS ANGELES CHARGERS																		
Date	Opp.	Res.	Games		Tot	So	Tackles		Yd	TFL	Interceptions					Fumbles		
			P/S				As	Sk			No.	Yd	Lg	TD	PD	FF	FR	
09/09	KC	L	0/0				- Inactive -											
09/16	at Buf	W	0/0				- Inactive -											
09/23	at LAR	L	0/0				- Inactive -											
09/30	SF	W	1/0		0	0	0	0	0	0	0	0	-	0	0	0	0	0
10/07	Oak																	
10/14	at Cle																	
10/21	Ten*																	
11/04	at Sea																	
11/11	at Oak																	
11/18	Den																	
11/25	Ari																	
12/02	at Pit																	
12/09	Cin																	
12/13	at KC																	
12/22-23	Bal																	
12/30	at Den																	
'18 TOTALS			2-2	1/0	0	0	0	0.0	0	0	0	0	-	0	0	0	0	0
*Game played at Wembley Stadium in London, England.																		

*Game played at Wembley Stadium in London, England.

Valuable Player as a senior...Ended his Crusaders career with 236 tackles (164 solo) and five sacks...Added four forced fumbles, three recoveries, five passes defended and two blocked field goals.

EMMANUEL ELLERBEE NFL STATISTICS

Year	Team	GP	GS	- Tackles -				Yds	TFL	- Interceptions -					- Fumbles -			
				Total	Solo	Asst	Sacks			No.	Yds	Lg	TD	PD	FF	FR	Yds	ST Tackles
2018	Los Angeles Chargers	1	0	0	0	0	0.0	0	0	0	0	-	0	0	0	0	0	0

CAREER NFL TRANSACTIONS

2018 Signed by Atlanta Falcons as undrafted free agent, May 2...Waived by Falcons, Sept. 1...Claimed off waivers by Los Angeles Chargers, Sept. 2.

KYLE EMANUEL

LINEBACKER NORTH DAKOTA STATE

6-3 | 250 LBS | SCHUYLER, NEB.

DRAFT 5 - 2015

EXPERIENCE: 4TH NFL SEASON

4TH YEAR WITH CHARGERS



51

2018: Appeared in all four games with two starts at OLB...Recorded four solo tackles and a tackle for loss...Added a tackle on special teams...**vs. Kansas City (Sept. 9):** Contributed on 13 defensive snaps and 15 on special teams, finishing with two solo tackles...**at Buffalo (Sept. 16):** Opened the game at OLB, playing 17 snaps on defense and 16 on special teams...**at Los Angeles Rams (Sept. 23):** Appeared in the 50th game of his career...Posted his first special teams tackle of the year...Saw action on 21 special teams plays...**vs. San Francisco (Sept. 30):** Started his second game of the season at OLB, participating on 31 defensive plays and 15 on special teams...Registered two solo stops...On the first defensive play, pushed T Mike McGlinchey into the backfield to force RB Matt Breida into a tackle by NT Brandon Mebane.

2018, LOS ANGELES CHARGERS																		
Date	Opp.	Res.	Games		Tackles							Interceptions					Fumbles	
			P/S		Tot	So	As	Sk	Yd	TFL	No.	Yd	Lg	TD	PD	FF	FR	
09/09		KC	L	1/0	2	2	0	0	0	1	0	0	-	0	0	0	0	
09/16	at	W	1/1		0	0	0	0	0	0	0	0	-	0	0	0	0	
09/23	at	L	1/0		0	0	0	0	0	0	0	0	-	0	0	0	0	
09/30		SF	W	1/1	2	2	0	0	0	0	0	0	-	0	0	0	0	
10/07		Oak																
10/14	at	Cle																
10/21		Ten*																
11/04	at	Sea																
11/11	at	Oak																
11/18		Den																
11/25		Ari																
12/02	at	Pit																
12/09		Cin																
12/13	at	KC																
12/22-23		Bal																
12/30	at	Den																
'18 TOTALS				2-2	4/2	4	4	0	0.0	0	1	0	0	-	0	0	0	0
*Game played at Wembley Stadium in London, England.																		

*Game played at Wembley Stadium in London, England.

KYLE EMANUEL NFL STATISTICS

				- Tackles -						- Interceptions -					- Fumbles -				
Year	Team	GP	GS	Total	Solo	Asst	Sacks	Yds	TFL	No.	Yds	Lg	TD	PD	FF	FR	Yds	ST Tackles	
2015	San Diego	15	3	30	15	15	1.0	13	3	1	0	0	0	1	0	0	0	8	
2016	San Diego	16	11	49	30	19	0.5	2	7	0	0	-	0	2	1	1	0	3	
2017	Los Angeles Chargers	16	11	37	15	22	1.5	8	1.5	1	23	23	0	3	0	0	0	3	
2018	Los Angeles Chargers	4	2	4	4	0	0.0	0	1	0	0	-	0	0	0	0	0	1	
NFL Totals		51	27	120	64	56	3.0	23	12.5	2	23	-	0	6	1	1	0	15	

CAREER REGULAR-SEASON SACKS (3.0)

1.0 Blake Bortles | 0.5 Robert Griffin III
1.0 Matthew Stafford | 0.5 Bryce Petty

CAREER REGULAR-SEASON INTERCEPTIONS (2)

1 Kirk Cousins | 1 Matthew Stafford

CAREER NFL TRANSACTIONS

2015 Selected by San Diego Chargers in the third round (153rd overall) of NFL Draft, May 1...Signed rookie contract, May 13.

SINGLE-GAME CAREER HIGHS

REGULAR SEASON

Tackles 7 – Jan. 1, 2017 vs. Kansas City
Sacks 1.0 (twice) – Last: Nov. 12, 2017 at Jacksonville
Interceptions 1, (twice) – Last: Dec. 10, 2017 vs. Washington

BRANDON FACYSON

CORNERBACK VIRGINIA TECH

6-2 | 197 LBS | NEWNAN, GA.

FREE AGENT - 2018

EXPERIENCE: ROOKIE

1ST YEAR WITH CHARGERS



36

2018: Appeared in three games and was inactive for another... Recorded the first statistic of his career with a special teams tackle...**vs. Kansas City (Sept. 9):** Inactive (healthy scratch)...**at Buffalo (Sept. 16):** Made his NFL debut, appearing on 13 special teams plays... Posted the first special teams tackle of his career...**at Los Angeles Rams (Sept. 23):** Contributed on six plays on special teams...**vs. San Francisco (Sept. 30):** Appeared on 16 special teams plays, the most of his career in a single game.

2018, LOS ANGELES CHARGERS

Date	Opp.	Res.	Games		Tackles							Interceptions					Fumbles	
			P/S		Tot	So	As	Sk	Yd	TFL		No.	Yd	Lg	TD	PD	FF	FR
09/09	KC	L	0/0															
09/16	at Buf	W	1/0		0	0	0	0	0	0		0	0	-	0	0	0	0
09/23	at LAR	L	1/0		0	0	0	0	0	0		0	0	-	0	0	0	0
09/30	SF	W	1/0		0	0	0	0	0	0		0	0	-	0	0	0	0
10/07	Oak																	
10/14	at Cle																	
10/21	Ten*																	
11/04	at Sea																	
11/11	at Oak																	
11/18	Den																	
11/25	Ari																	
12/02	at Pit																	
12/09	Cin																	
12/13	at KC																	
12/22-23	Bal																	
12/30	at Den																	
'18 TOTALS			2-2	3/0	0	0	0	0.0	0	0		0	0	-	0	0	0	0

*Game played at Wembley Stadium in London, England.

BRANDON FACYSON NFL STATISTICS

Year	Team	GP	GS	- Tackles -				Yds	TFL	- Interceptions -					- Fumbles -			
				Total	Solo	Asst	Sacks			No.	Yds	Lg	TD	PD	FF	FR	Yds	ST Tackles
2018	Los Angeles Chargers	3	0	0	0	0	0.0	0	0	0	0	-	0	0	0	0	0	1

CAREER NFL TRANSACTIONS

2018 Signed by Los Angeles Chargers as undrafted free agent, May 11.

DAN FEENEY

GUARD

INDIANA

6-4 | 310 LBS | ORLAND PARK, ILL.

DRAFT 3 - 2017

EXPERIENCE: 2ND NFL SEASON

2ND YEAR WITH CHARGERS



66

2018: Started all four games at LG...Part of a line that protected QB Philip Rivers to pass Hall of Fame QB Fran Tarkenton for the sixth-most career TD passes in history, Hall of Fame QB John Elway for the eighth-most passing yards in league annals and Hall of Fame QB Terry Bradshaw for the 12th-most regular-season victories by a QB... Gave Rivers time to post one game with 400-plus yards, three three-TD contests and post a passer rating of 100 or higher in three games... Blocked for the NFL's No. 9 offense, posting 403.5 yards-per-game... Contributed on a line that blocked for a rushing attack that posted over 100 yards in each of the first four games...Blocked for RB Melvin Gordon III to become the sixth Charger to reach 3,000 career rushing yards...Appeared on 18 special teams plays...**vs. Kansas City (Sept. 9):** Started at LG and played all 82 snaps on offense...Blocked for the offense to total a Week 1-high 541 net yards, including 123 on the ground...Protected Philip Rivers to throw for 424 yards and three TDs for a 103.7 passer rating...**at Buffalo (Sept. 16):** Opened the game at LG, playing all 57 offensive snaps...Kept Philip Rivers upright to complete 85.2 percent of his passes for 256 yards and three TDs (143.2 passer rating)...It marked Rivers' 54th three-TD performance (second of the season) and the fifth-best single-game passer rating of his

career (min. 20 attempts)...Paved the way for an offense that rushed for 100-plus yards for the second time in as many weeks...Blocked for RB Austin Ekeler to record a single-game career-high 77 rushing yards and for Melvin Gordon to match a career best with three total TDs (one rushing, two receiving)...**at Los Angeles Rams (Sept. 23):** Protected Philip Rivers to throw for 226 yards and two TDs, registering a 105.7 passer rating...Blocked for an offense that posted a season-high 141 rushing yards on 20 carries (7.1 avg.)...Provided a key block for Melvin Gordon for a 20-yard gain in the first quarter...Appeared on all 52 offensive plays after starting at LG...**vs. San Francisco (Sept. 30):** Opened the game at LG and played all 68 offensive snaps...Blocked for Melvin Gordon to record his first 100-yard rushing game of the season, finishing with 104 yards...It marked the fourth-straight contest where the offense posted at least 100 rushing yards...Protected Philip Rivers to throw for three TDs.

DAN FEENEY NFL GAMES

Year	Team	GP	GS
2017	Los Angeles Chargers	15	9
2018	Los Angeles Chargers	4	4
NFL Totals		19	13

CAREER NFL TRANSACTIONS

2017 Selected by Los Angeles Chargers in the third round (71st overall) of NFL Draft, April 28...Signed rookie contract, June 2.

ANTONIO GATES

TIGHT END

KENT STATE

6-4 | 255 LBS | DETROIT, MICH.

FREE AGENT - 2003

EXPERIENCE: 16TH NFL SEASON

16TH YEAR WITH CHARGERS



85

CAREER HIGHLIGHTS

- Eight-time Pro Bowl selection (2004-11 seasons), three-time Chargers Offensive Player of the Year and three-time Sporting News first-team All-Pro (2004-06).
- Recognized by The Associated Press as a first-team All-Pro three times (2004-06) and twice as a second-team All-Pro (2009-10).
- Named by the Professional Football Writers of America as first-team All-NFL twice (2005-06), second-team All-NFL once (2004) and All-AFC three times (2004, '06-07).
- Named AFC Offensive Player of the Week against Seattle in Week 2 of 2014 after tying a career high with three touchdown catches against the defending world champions.
- Finished 2017 with 87 career touchdown catches from QB Philip Rivers, good for the most by a QB-TE combo in history and No. 2 among any QB and receiver combination in league annals, trailing just QB Peyton Manning and Hall of Fame WR Marvin Harrison (112 touchdowns).
- Among TEs, ranks No. 1 in NFL history with 21 career multi-touchdown games and third in league annals with 21 100-yard receiving performances.
- With 927 regular-season receptions, ranks 20th all-time and No. 3 among TEs in NFL history.
- Ranks third among TEs in career receiving yards with 11,508 and is one of just four TEs in history to top 10,000 career receiving yards.
- Member of the Chargers' 50th Anniversary All-Time Team in 2009 and the NFL's All-Decade Team (2000s).
- Posted at least 700 receiving yards in each of his eight Pro Bowl seasons (2004-11), the third-longest streak by a TE in league annals.
- Registered eight seasons with eight-plus receiving touchdowns, the most in NFL history by a TE and tied for No. 5 all-time.
- Ranks tied for second all-time with 11 seasons with seven-plus touchdown catches and No. 1 among TEs, trailing only Hall of Fame WR Jerry Rice (15).
- Posted NFL-record streaks among TEs in consecutive seasons with at least seven touchdown catches (nine, 2004-12) and eight-plus touchdowns (seven, 2004-10).
- Sits as the Chargers all-time regular-season leader in receptions (927), receiving yards (11,508) and touchdown catches (114), and ranks No. 2 in team annals with 220 career regular-season games played.
- Twice recorded a 1,000-yard season (2005, '09), just two shy of the most in NFL history by a TE.
- Posted 42 career postseason receptions, the most in Chargers history.
- Set a career high with 13 touchdown receptions in 2004 during his second season as a pro, one year before hauling in a personal-best 89 receptions in 2005.
- In 2009, set a career high with 1,157 receiving yards, which was the 10th-best single-season output by a TE in history at the time.

2018, LOS ANGELES CHARGERS

Date	Opp.	Games		Receiving					Rushing					Total Off.		
		Res.	P/S	No.	Yds	Avg.	Lg	TD	Att	Yds	Avg.	Lg	TD			
09/09	KC	L	1/0	2	16	8.0	9	0	0	0	-	-	0	16		
09/16	at Buf	W	1/0	0	0	-	-	0	0	0	-	-	0	0		
09/23	at LAR	L	1/0	3	45	15.0	27	0	0	0	-	-	0	45		
09/30	SF	W	1/0	2	27	13.5	22	1	0	0	-	-	0	27		
10/07	Oak															
10/14	at Cle															
10/21	Ten*															
11/04	at Sea															
11/11	at Oak															
11/18	Den															
11/25	Ari															
12/02	at Pit															
12/09	Cin															
12/13	at KC															
12/22-23	Bal															
12/30	at Den															
'18 TOTALS				2-2	4/0	7	88	12.6	27	1	0	0	-	-	0	88

*Game played at Wembley Stadium in London, England.

- Hauled in 38 career touchdown receptions on third down, good for the most in league history by a TE and fourth overall, only trailing Hall of Fame WRs Randy Moss (48), Terrell Owens (41) and Cris Carter (39).

AWARDS AND HONORS

- 2014:** Chargers Offensive Player of the Year
AFC Offensive Player of the Week (Week 2 vs. Seattle)
- 2011:** NFL Pro Bowl Selection (Eighth)
- 2010:** NFL Pro Bowl Selection (Seventh)
The Associated Press Second-Team All-Pro
- 2009:** NFL Pro Bowl Selection (Sixth)
AP Second-Team All-Pro
Chargers Co-Offensive Player of the Year
- 2008:** NFL Pro Bowl Selection (Fifth)
- 2007:** NFL Pro Bowl Selection (Fourth)
Professional Football Writers of America All-AFC
- 2006:** NFL Pro Bowl Selection (Third)
AP First-Team All-Pro
PFWA First-Team All-NFL
Sporting News First-Team All-Pro
PFWA All-AFC
- 2005:** NFL Pro Bowl Selection (Second)
AP First-Team All-Pro
PFWA First-Team All-NFL
Sporting News First-Team All-Pro
Chargers Co-Offensive Player of the Year
- 2004:** NFL Pro Bowl Selection (First)
AP First-Team All-Pro
PFWA Second-Team All-NFL
Sporting News First-Team All-Pro
PFWA All-AFC
Chargers Offensive Player of the Year

2018: Appeared in all four games...Caught seven passes for 88 yards (12.6 avg.) and a TD...The score marked No. 115 for his career and 88th from QB Philip Rivers...The TD catch made him the oldest TE, at 38 years, 104 days, in NFL history to haul in a TD reception...Added a reception to convert a two-point attempt...**vs. Kansas City (Sept. 9):** Played 33 snaps on offense, finishing with two receptions for 16 yards (8.0 avg.)...Hauled in a pass from Philip Rivers for a two-point conversion in the fourth quarter...**at Buffalo (Sept. 16):** Appeared on 11 offensive plays, but did not register any statistics...**at Los Angeles Rams (Sept. 23):** Played 22 snaps and set season highs in receptions (three) and receiving yards (45) for a 15.0 yards-per-catch average...Hauled in a pass on third-and-four before spinning out of a tackle attempt by S John Johnson III for a 27-yard gain...**vs. San Francisco (Sept. 30):** Hauled in two passes for 27 yards (13.5 avg.) and a TD...The score marked the 115th of his career and No. 88 that he caught from Philip Rivers...The TD also made him the oldest TE in NFL history with a TD reception, doing so at 38 years, 104 days...With less than a minute left in the first quarter, caught a five-yard pass from Rivers in the back, right corner of the end zone on third-and-goal after LB Reuben Foster and CB Ahkello Witherspoon bit on an underneath route by RB Melvin Gordon III...Earlier in the game, caught a pass down the left sideline after slipping past DL Solomon Thomas for a 22-yard gain.

2017: Played in all 16 games with four starts...Posted 30 receptions for 316 yards (10.5 avg.) and three TDs...Opened his 15th season tied with TE Tony Gonzalez for the most receiving TDs by a tight end in NFL history with 111 before hauling in a pass from QB Philip Rivers in the home opener to take sole possession of first place...It marked 85 TD receptions from Rivers, the most by a quarterback-tight end duo in NFL history and tied Hall of Famers Steve Young and Jerry Rice for No. 2 among any quarterback and receiver combination in league annals...Broke the tie with Young and Rice with his 86th TD catch from Rivers in the second matchup against Kansas City to take sole possession of No. 2 for any quarterback-receiver combination in league history, trailing only Peyton Manning and Marvin Harrison (112 TDs)...Caught TD No. 87 from Rivers and the 114th of his career at the Jets on Christmas Eve...His 114 career TD receptions ranks No. 6 in NFL history...Became 22nd player in NFL history with 900-plus receptions, ranking 20th on the all-time receptions list with 927...Brought his career total to 11,508 receiving yards to stand at No. 30 in league annals...**at Denver (Sept. 11):** Made the 185th start of his career at TE and saw time on 39 offensive plays...Hauled in a pair of passes for 17 yards (8.5 avg.)...**vs. Miami (Sept. 17):** Played on 32 snaps on offense at tight end, posting two catches for 11 yards (5.5 avg.) and a TD...The score marked his 112th TD reception of his career, breaking a tie with TE Tony Gonzalez for the most receiving TDs by a tight end in NFL history...Ran a seam-route and settled in the end zone between two defenders before jumping over S Nate Allen to high-point the football for the score...It marked his 85th TD catch from QB Philip Rivers, which ranked as the most all-time by a quarterback-tight end combination and tied with Hall of Famers Steve Young and Jerry Rice for No. 2 between any quarterback and receiver combination...The 112 TDs ranked No. 6 in career TD receptions among all players in league annals...The first reception marked the 900th of his career, becoming just the 22nd player in NFL history with 900-plus receptions...**vs. Kansas City (Sept. 24):** Appeared on 40 offensive plays, catching two passes for 30 yards (15.0 avg.), moving into a tie with Wes Welker for No. 21 for all-time receptions with 903...**vs. Philadelphia (Oct. 1):** Posted 18 yards on three receptions (6.0 avg.), moving his career total receptions to 906 to pass Wes Welker for 21st all-time...**at New York Giants (Oct. 8):** Hauled in two catches for 23 yards (11.5 avg.), appearing on 41 offensive snaps...**at Oakland (Oct. 15):** Appeared in the 210th game of his career...Registered a 16-yard catch...Saw action on 37 offensive plays...**vs. Denver (Oct. 22):** Hauled in a four-yard catch for No. 910 in his career...Played on 18 offensive snaps...**at New England (Oct. 29):** Appeared on 25 plays on offense, posting two catches for 25 yards (12.5 avg.)...**at Jacksonville (Nov. 12):** Started at TE and played 26 snaps on offense...Registered a three-yard reception...**vs. Buffalo (Nov. 19):** Saw action on 15 offensive plays...Provided a key block on S Micah Hyde to spring RB Melvin Gordon free for a 10-yard TD in the second quarter...**at Dallas (Nov. 23):** Participated

on 18 offensive snaps...**vs. Cleveland (Dec. 3):** Posted 32 yards on three receptions (10.7 avg.), playing on 27 snaps on offense...Found a spot in zone coverage on third-and-10 in the first quarter to bring in a 12-yard catch between LB James Burgess Jr., LB Christian Kirksey and LB Joe Schobert...Provided a downfield block for WR Travis Benjamin on a 39-yard gain in the second quarter...**vs. Washington (Dec. 10):** Started at TE, appearing on 19 plays on offense...Provided down-field block on S Deshaun Everett to spring RB Austin Ekeler free for a 33-yard gain to close the first half...**at Kansas City (Dec. 16):** Played 22 snaps on offense, posting a 10-yard TD catch in the third quarter...It marked the 113th TD catch of his career and the 86th to come from QB Philip Rivers, passing Hall of Famers Steve Young and Jerry Rice for second among TDs between a quarterback-receiver combo to trail only Peyton Manning and Marvin Harrison (112)...On the play, ran a slot-cross from the right side of the formation, getting separation from LB Derrick Johnson for the 10-yard score in the back, left corner of the end zone...Passed Keenan McCardell (11,373) for 32nd on the all-time receiving yards list...**at New York Jets (Dec. 24):** Posted season highs in catches and receiving yards, registering a TD and 81 yards on six receptions (13.5 avg.)...The TD marked No. 114 for his career and his 87th from QB Philip Rivers...Passed Torrey Holt (920) on the all-time receptions list, bringing his total to 923...Increased his career receiving yards to 11,462, passing Rod Smith (11,389) and Mushin Muhammad (11,438)

BEYOND THE BOLT

Boxing is in Gates' blood. In his hometown of Detroit, Gates has promoted boxing and regularly staged fight cards in the Detroit Metro Area. His paternal grandfather, Henry Hank, was a professional boxer in the 1950s and '60s, totaling a 62-31-4 record with 40 wins by knockout in the middleweight and light heavyweight divisions. Hank's 1962 fight against Joey Giardello was voted Fight of the Year by Ring Magazine. Gates' cousin, Tony Harrison, started his career with a 27-2-0 record and 21 wins by knockout.

Gates had not played football since his senior season at Detroit's Central High before signing with the Chargers as an undrafted rookie in 2003. He attended Michigan State with the intention to play football and basketball for the Spartans, but when then-head football coach Nick Saban wanted Gates to focus on football, the future All-Pro TE chose to play basketball at the collegiate level. After spending time at Eastern Michigan University and the College of the Sequoias, a junior college in Visalia, Calif., Gates found a home at Kent State. In his two seasons for the Golden Flashes, he led the team to a 52-15 record and back-to-back Mid-American Conference Titles before helping the team to the Elite Eight of the NCAA Tournament in his senior season. Gates finished his career as the sixth-leading scorer in program history, had his No. 44 jersey retired in 2010 and was inducted into the MAC Hall of Fame in May 2017.

During the 2014 offseason, Gates missed the team's voluntary offseason program to be with his younger sister, Pamela, and the rest of his family in Detroit while she was in a coma from lupus. Pamela died in July 2014 after a three-year battle with disease. Gates was incredibly close with his sister and continued to honor her memory by wearing custom purple cleats with Pam's name and the Lupus Foundation of America's logo for the league's My Cause, My Cleats initiative against Cleveland this past season. Gates said, "This is a cause that is close to my heart, and I feel it really deserves more attention. It's a special week for all players, and I'm proud to support the Lupus Foundation of America to help increase lupus awareness and raise funds for lupus research. I've been looking forward to this game so I can pay tribute to my sister and her life."

Gates' wife, Sasha, is an R&B musician. A dedicated mother to their two children, Ayla and Aven, Sasha helps run the Dolling Foundation, which inspires women to maintain a strong sense of self by enhancing their natural beauty that was compromised by hair loss due to catastrophic illness or tragedy. She has had a successful modeling career and previously starred on the E! reality show 'WAGS'.

for 30th on the all-time receiving yards list...In the second quarter, ran right-to-left along the line of scrimmage on a play-action pass before catching the ball in the left flat and turning up the sideline for a 27-yard gain...Later on that drive, caught a three-yard TD on a seam-route from the right slot by getting inside position on S Jamal Adams...Played 56 snaps on offense...**vs. Oakland (Dec. 31):** Started at TE and appeared on 49 plays on offense...Finished with four catches for 46 yards (11.5 avg.)...Made a key catch along the left sideline late in the second quarter, getting both feet in-bounds at the six-yard line for a 20-yard catch to help set up a TD pass to WR Keenen Allen one play later... Provided a sealing block to spring RB Melvin Gordon free for 17 yards in the third quarter.

2016: Started nine games at TE while appearing in 14, missing two due to injury...Registered 548 receiving yards and seven TDs on 53 catches (10.3 avg.)...Posted three-straight games with a TD in the middle of the season...Closed out the year with back-to-back games with a TD catch, ending the season tied with TE Tony Gonzalez for the most career TD catches by a TE in NFL history (111)...**vs. Jacksonville (Sept. 18):** Hauled in career TD catch No. 105...**at Indianapolis (Sept. 25):** Inactive (hamstring)...**at Oakland (Oct. 9):** Returned from a hamstring injury that sidelined him for two weeks to post his second TD catch of the season...The fourth quarter score was the 106th TD reception for his career...**at Atlanta (Oct. 23):** Appeared in the 194th game of his career, tying P Mike Scifres and G Doug Wilkerson for fourth in Chargers history...Finished with five receptions for 38 yards (7.6 avg.), including two catches in the fourth quarter and one in overtime...Moved the chains with a 13-yard catch on third-and-11 on a fourth quarter TD drive...**at Denver (Oct. 30):** Posted four catches for 33 yards (8.3 avg.) and a TD, the 107th score of his career...**vs. Tennessee (Nov. 6):** Recorded his second-straight game with a TD catch, finishing with 75 yards and the score on five receptions (15.0 avg.)...**vs. Miami (Nov. 13):** Registered 63 yards and a TD on four receptions (15.8 avg.)...The score marked his third-straight game with a TD catch and brought his career total to 109 TD receptions...**vs. Tampa Bay (Dec. 4):** Eclipsed 200 career games played...**at Carolina (Dec. 11):** Played in career game No. 201, the most in Chargers history by a full-time position player...**at Cleveland (Dec. 24):** Hauled in a one-yard TD on the opening series for the 110th score of his career... Posted a yards-per-catch average of 11.8, setting single-game season highs in catches (eight) and receiving yards (94)...**vs. Kansas City (Jan. 1):** With five catches for 55 yards (11.0 avg.) and a TD, tied Tony Gonzalez (111) for the most career TD catches by a TE in NFL history, and the sixth-most all-time.

2015: Appeared in 11 games with four starts, missing the first four games of the season due to league suspension...Finished with 56 catches for 630 yards (11.3 avg.) and five TDs...**vs. Pittsburgh (Oct. 12):** Opened the game at TE, posting a season-high nine receptions for 95 yards and two TDs...The first score eclipsed 100 TD catches for his career...Ended the contest with 101 career TD catches, passing Hall of Fame WRs Don Hutson (99), Tim Brown (100) and Steve Largent (100) for sole possession at No. 7 on the all-time TD receptions list...Passed Hall of Fame TE Shannon Sharpe (10,060) for third all-time among TEs, finishing the game with 10,106 career receiving yards...**at Green Bay (Oct. 18):** Appeared in career game No. 181, tying Hall of Fame QB Dan Fouts for the sixth-most in team history...Tied a season high with nine receptions and set a season high with 95 (10.6 avg.)...Hauled in the 800th reception of his career to ignite a TD drive in the third quarter...**vs. Oakland (Oct. 25):** Inactive (knee)...**at Baltimore (Nov. 1):** Returned from injury to record four catches for 56 yards (14.0 avg.)...**vs. Chicago (Nov. 9):** Posted six catches for 69 yards (11.5 avg.)... Brought his career to 816 receptions, passing Shannon Sharpe (815) for the third-most by a TE in league annals...Posted a season-long 40-yard catch, his longest since 2013...**at Jacksonville (Nov. 29):** Posted two TD catches in a 65-second span late in the second quarter... Finished with the two scores and 53 yards on four receptions (13.3 avg.)...Hauled in a pair of nine-yard TDs inside of two minutes remaining in the second quarter, with the second coming after an INT by LB Manti Te'o.

2014: Earned Chargers Offensive Player of the Year honors...Named AFC Offensive Player of the Week for his efforts in a Week 2 win over the Seahawks: Posted season highs in receptions (seven), receiving yards (96) and TD catches (three), tying a career high mark with his three scores...Appeared in all 16 games with 14 starts...Totaled 69 receptions for 821 yards (11.9 avg.) and 12 TDs, logging four multi-TD games on the year...Surpassed Hall of Fame WR Lance Alworth as the team's all-time leader in receiving yards in Week 8 at Denver... Ended the season with more than 10,000 career receiving yards, just the fourth TE in league annals to eclipse that mark...Posted his fourth season with 10-plus TDs, joining New England TE Rob Gronkowski as the only TEs in history to do so...**Awards:** Selected as a first-alternate for the Pro Bowl...Chargers Offensive Player of the Year...AFC Offensive Player of the Week (Week 2)...**at Arizona (Sept. 8):** Posted six catches for 81 yards (13.5 avg.)...Increased his career receiving yards to 9,274, passing Hall of Fame WR Charlie Joiner (9,203) for No. 2 on in team annals...**vs. Seattle (Sept. 14):** Named AFC Offensive Player of the Week...Tied a career high with three TD catches...Hauled in his first two scores of the game on third-and-goal plays...Led the team with 96 receiving yards on seven catches (13.7 avg.)...Ended the game with 90 career TD catches, moving to No. 11 on the NFL's all-time list...**vs. New York Jets (Oct. 5):** Caught four passes for 60 yards (15.0 avg.) and two TDs...The TD catches marked 92 for his career, passing WR Isaac Bruce (91) for 10th in NFL history...Both scores came on third down...**at Oakland (Oct. 12):** Posted 27 receiving yards and a TD on three catches (9.0 avg.), with the one-yard score tying the game in the third quarter...**at Denver (Oct. 23):** Hauled in two TDs and 54 receiving yards on five catches (10.8 avg.)...The yardage made him the leading receiver in Chargers history, passing Lance Alworth (9,584)...Passed Alworth on a 31-yard grab on a third-and-20 to keep a TD drive alive... Both scores came in the second half and brought his season total to nine, tying a franchise mark for the most TDs in the first eight games of the season...The first TD grab was on fourth-and-goal and marked career catch No. 750...**at Baltimore (Nov. 30):** With 83 receiving yards on seven catches (11.9 avg.), passed Lance Alworth (9,721) for sole possession of No. 2 on the franchise all-time scrimmage yards list...**vs. Denver (Dec. 14):** Recorded six receptions for 54 yards (9.0 avg.) and a TD...The score brought his season total to 10 TD catches, joining Rob Gronkowski for the only TEs in league annals with four 10-TD seasons...**at San Francisco (Dec. 20):** Hauled in 92 receiving yards and two TDs on seven catches (13.1 avg.)...The two scores came in the second half, with the first coming on third down that kick-started the offense to erase a 21-point deficit...The TDs brought his career total to 99, tying Hall of Fame WR Don Hutson for ninth all-time...**at Kansas City (Dec. 28):** Posted 67 receiving yards on four receptions (16.8 avg.), eclipsing 10,000 career yards...Became the 44th player and fourth TE in history to reach that threshold.

2013: Appeared in all 16 games with 15 starts, totaling 77 catches for 872 yards (11.3 avg.) and four TDs...Recorded two games with 100-plus receiving yards and one game with double-digit receptions...Started at TE in both postseason contests, hauling in three passes for 15 yards (5.0 avg.)...**Awards:** Selected as a third-alternate for the Pro Bowl...**at Philadelphia (Sept. 15):** Led the team with 124 yards on eight catches (15.5 avg.)...Kept the game-winning drive alive with catches of 15 and 21 yards...Eclipsed 650 career receptions, finishing the game with 652...**at Tennessee (Sept. 22):** Posted five catches for 55 yards (11.0 avg.) and a TD, eclipsing 500 career points and passing Hall of Fame WR Lance Alworth for fifth on the team's career scoring list... The score marked the 84th TD catch of his career, breaking the tie with Alworth for the second-most in Chargers history...**vs. Dallas (Sept. 29):** Recorded a 56-yard TD in the fourth quarter, the third-longest of his career and his longest since Dec. 6, 2009 at Cleveland (56 yards)... Finished with a game-high 136 yards and the score on a season-high 10 catches (13.6 avg.), marking his second 100-yard performance of the season...The 10 receptions brought his career total to 667, passing Hall of Fame TE Ozzie Newsome (662) for the fourth-most among TEs in NFL history...**at Kansas City (Nov. 24):** With three catches for 21 yards (7.0 avg.), eclipsed 700 career catches and 9,000 career receiving yards, becoming just the fourth TE in NFL history to do so...The game marked No. 158 for his career, making him the fastest TE in league annals to reach 9,000 yards and the third-fastest to 700 receptions...

vs. Kansas City (Dec. 29): Posted four catches for 31 yards (7.8 avg.) and a TD...**at Cincinnati (AFC Wild Card, Jan. 5):** Opened the game at TE and made a five-yard reception...**at Denver (AFC Divisional, Jan. 12):** Posted two catches for 10 yards (5.0 avg.) after starting at TE.

2012: Started 15 games at TE and was inactive for another...Hauled in 49 passes for 538 yards (11.0 avg.) and seven TDs...Registered his ninth-straight season with seven-plus TD catches, the most in league annals among TEs and tied for the second-longest streak all-time...Posted a game with two-plus TD catches...**vs. Tennessee (Sept. 16):** Inactive (ribs)...**vs. Atlanta (Sept. 23):** Recorded three receptions for 22 yards (7.3 avg.), surpassing 600 catches for his career...Became just the fifth TE and 59th player in league annals to reach that mark...**vs. Denver (Oct. 15):** Posted season highs in receptions (six), receiving yards (81) and TDs (two) for a 13.5 yards-per-catch average...It marked the 15th multi-TD game of his career...Passed Hall of Fame TE Ozzie Newsome for fourth in NFL history among TEs in career receiving yards, reaching 8,007...**at Tampa Bay (Nov. 11):** With four catches for 57 yards (14.3 avg.) and a TD, posted the 80th TD catch of his career...**vs. Carolina (Dec. 16):** Tied Hall of Fame WR Lance Alworth for the franchise record with his 81st career TD catch...Finished with four catches for 31 yards (7.8 avg.) and the nine-yard score...**at New York Jets (Dec. 23):** With two catches for 44 yards (22.0 avg.), including a 34-yard TD, passed Lance Alworth to become the team's all-time leader with 82 career TD catches...**vs. Oakland (Dec. 30):** Tied Lance Alworth for the second-most total TDs in Chargers history with an 11-yard catch in the second quarter...Finished the game with two catches for 15 yards (7.5 avg.) and the score.

2011: Selected to his eighth Pro Bowl, starting at TE for the AFC squad...Opened all 13 games he appeared in at TE...Missed three games due to a foot injury...Recorded 778 receiving yards and seven TDs on 64 catches (12.2 avg.)...It marked his eighth-straight season with seven-plus TD catches, the most by a TE in league annals...Recorded one game with multiple TD catches and another with 100-plus receiving yards...**Awards:** Pro Bowl Selection (Eighth)...**vs. Minnesota (Sept. 11):** Posted eight catches and 74 yards (9.3 avg.)...Passed Hall of Fame RB LaDainian Tomlinson for third on the team's all-time receptions list...**vs. Kansas City (Sept. 25):** Inactive (foot)...**at New York Jets (Oct. 23):** Posted five catches for 54 yards (10.8 avg.) and a TD...The two-yard TD in the second quarter marked the 70th TD catch of his career, joining TE Tony Gonzalez as the only TEs in league annals to reach that threshold...The five receptions brought his career total to 542, passing Hall of Fame TE Kellen Winslow (541) for the second-most in Chargers history...**at Jacksonville (Dec. 5):** Registered 70 receiving yards on six catches (11.7 avg.), passing WR Gary Garrison for No. 3 on the team's all-time receiving yards list...**vs. Buffalo (Dec. 11):** Surpassed Gary Garrison (7,562) during the team's first scoring drive for fourth on the team's all-time career scrimmage yards list...Posted seven catches for 68 yards (9.7 avg.) and two TDs...The second score was No. 75 for his career, becoming the 27th player in league history and the second TE (Tony Gonzalez) to reach that mark...**at Detroit (Dec. 24):** With four catches for 40 yards (10.0 avg.), set the team mark for all-time receptions, reaching 587 for his career to pass Hall of Fame WR Charlie Joiner (586)...**at Oakland (Jan. 1):** Recorded a season-high 106 receiving yards and a TD on five catches (21.2 avg.)...Hauled in a season-long 38-yard score on third-and-nine...**vs. NFC (2012 Pro Bowl, Jan. 29):** Opened the game at TE, registering three catches for 67 yards (22.3 avg.) and a TD...Hauled in the 27-yard TD from Chargers teammate QB Philip Rivers with no time remaining in the first half to tie the game at 28.

2010: Selected to his seventh Pro Bowl, but did not participate and was replaced by Oakland TE Zach Miller...Named second-team All-Pro by *The Associated Press*...Started 10 games at TE that he appeared in...Totalled 50 receptions for 782 yards (15.6 avg.) and a team-high 10 TDs...Posted two games with two-plus TD catches and three games with 100-plus receiving yards...Began the season with five-consecutive games with a TD catch, extending a streak from the end of the 2009 season to nine-straight contests...Suffered a foot injury that forced him to be placed on injured reserve on Dec. 30...**Awards:** Pro Bowl Selection (Seventh)...*The Associated Press* Second-Team All-Pro...**at Kansas City**

(Sept. 13): Caught five passes for 76 yards (15.2 avg.) and a TD...The score marked the 60th TD of his career...**vs. Jacksonville (Sept. 19):** Posted 57 receiving yards and two TDs on five receptions (11.4 avg.)...Passed TE Steve Jordan (6,307) for the seventh-most career receiving yards by a TE in NFL history...First TD was a nine-yard score and the 61st of his career, breaking a tie with TE Jerry Smith for the third-most career TD catches by a TE in league annals...His second score was No. 62 of his career, tying Hall of Fame TE Shannon Sharpe for second in NFL history among TEs...**at Seattle (Sept. 26):** Posted a 12-yard TD catch for his 63rd career TD, passing Shannon Sharpe for sole possession of second all-time among TEs...Finished with seven catches for 109 yards (15.6 avg.) and the TD...It marked his first 100-yard performance of the season...Passed Hall of Fame WR Lance Alworth (493) for the fourth-most receptions in Chargers history...**vs. Arizona (Oct. 3):** Recorded his second-straight game with 100-plus receiving yards, totaling a season-high 144 and two TDs on seven receptions (20.6 avg.)...Hauled in the 500th catch of his career, becoming the seventh TE in NFL history to eclipse that mark and the fastest TE to do so...Moved to No. 6 on the team's all-time scoring list with 12 points...**at Oakland (Oct. 10):** Caught five passes for 92 yards (18.4 avg.) and a TD...The score marked his ninth-straight game with a TD catch dating back to 2009, tying Lance Alworth's 1963 team record for consecutive games with a TD...**at St. Louis (Oct. 17):** Posted two catches for 12 yards (6.0 avg.) before suffering a foot injury...**vs. New England (Oct. 24):** Registered four receptions for 50 yards (12.5 avg.) and a TD...Passed Hall of Fame TE Kellen Winslow (6,741) for the sixth-most receiving yards by a TE in NFL history...The fourth quarter TD was his eighth of the season, extending his league record among TEs of consecutive seasons with eight-plus TD catches to seven...**vs. Tennessee (Oct. 31):** Posted five catches for 123 yards (24.6 avg.) and a TD...It marked the 18th 100-yard performance of his career, tying WR John Jefferson for the seventh-most 100-yard games in team history...The 48-yard score in the third quarter was his 41st career TD catch from QB Philip Rivers, setting a new team record for TDs by a QB-TE combo, passing Hall of Fame QB Dan Fouts and Kellen Winslow's mark of 40 TDs...**at Houston (Nov. 7):** Inactive (foot)...It marked the first game of his career that he missed due to injury...**at Indianapolis (Nov. 28):** Returned from injury to start at TE...Made four catches for 46 yards (11.5 avg.)...**vs. Oakland (Dec. 5):** Registered 73 receiving yards and a TD on six catches (12.2 avg.)...**vs. Kansas City (Dec. 12):** Inactive (foot).

2009: Selected to his sixth Pro Bowl, starting at TE for the AFC...Named second-team All-Pro by *The Associated Press*...Recognized as Chargers Co-Offensive Player of the Year...Recorded a career year with 16 starts at TE, finishing with a career-high 1,157 receiving yards and eight TDs on 79 catches (14.6 avg.)...It marked his second career 1,000-yard season...At the time, the receiving yardage was the 10th-highest output by a TE in a single season in NFL history...The 14.6 yards-per-reception average led all NFL TEs...Coupled with WR Vincent Jackson (1,167 yards), was part of team's first 1,000-yard receiving duo since 1985...The 2,318 receiving yards between the pair was the most by a Chargers duo since 1980...Topped 100 receiving yards in three games, including a career-high 167 in a Week 13 win over Cleveland...Posted two games with two-plus TD catches and finished the season with four-straight games with a TD reception...Started at TE for the team's playoff contest, hauling in eight catches for 93 yards (11.6 avg.)...**Awards:** Pro Bowl Selection (Sixth)...*The Associated Press* Second-Team All-Pro...Chargers Co-Offensive Player of the Year...*Sports Illustrated* First-Team All-Pro...**at Pittsburgh (Oct. 4):** Hauled in a season-high nine receptions for 124 yards (13.8 avg.) and two TDs...Scored his first TD on third-and-goal and had sustained the drive with two receptions to move the chains on third down...The second score put him over 100 yards on the day, his first 100-yard performance and first multi-TD game of the year...**vs. Kansas City (Nov. 29):** Registered two TDs and 118 yards on seven receptions (16.9 avg.), bringing his career total to 55 regular-season TD catches to move into sole possession of third among TEs all-time...**at Cleveland (Dec. 6):** Recorded a single-game career-high 167 receiving yards on eight catches (20.9 avg.)...**at Dallas (Dec. 13):** Caught four passes for 44 yards (11.0 avg.), including a 14-yard TD on QB Philip Rivers' 100th career TD pass...The game kicked off a four-game stretch to end the season with a TD catch...**at Tennessee (Dec. 25):** Set a career high for receiving yards in a single season on a

36-yard TD catch from Philip Rivers... Finished with three catches for 74 yards (24.7 avg.) and the score... **vs. Washington (Jan. 3):** Corralled a 12-yard TD on his lone reception of the game for the 59th TD catch of his career to break a tie with WR Gary Garrison (58) for second in Chargers history... **vs. NFC (2010 Pro Bowl, Jan. 31):** Started at TE... Caught three passes for 29 yards (9.7 avg.).

2008: Selected to his fifth Pro Bowl, but did not participate and was replaced by Houston TE Owen Daniels... Opened all 16 games at TE... Registered 704 receiving yards and eight TDs on 60 receptions (11.7 avg.)... Posted one game with multiple TD catches... Started both playoff games at TE, setting postseason career highs with 13 receptions for 146 yards (11.2 avg.)... **Awards:** Pro Bowl Selection (Fifth)... Chargers Alumni Co-Offensive Player of the Month (December)... **vs. New Orleans (Oct. 26):** Recorded six catches for 96 yards (16.0 avg.) and a TD at Wembley Stadium in London, England... His 12-yard TD catch at the end of the first half marked No. 48 for his career, passing Hall of Fame WR Charlie Joiner for the third-most in team history... **vs. Kansas City (Nov. 9):** Made an eight-yard TD catch with just under seven minutes remaining that proved to be the game-winning score... **at Tampa Bay (Dec. 21):** Recorded his lone multi-TD performance of the season, finishing with four receptions for 43 yards (10.8 avg.) and two TDs... Eclipsed 50 career TD catches with his first score... Became the fastest TE in league annals to reach 50 career TD catches, doing so in 92 games... The first score also pushed him over the 5,000 career receiving yards threshold, becoming the second-fastest TE to that mark (Kellen Winslow, 69 games)... **vs. Indianapolis (Jan. 3):** Led the team with eight receptions for 87 yards (10.9 avg.) after starting at TE... **at Pittsburgh (Jan. 11):** Opened the game at TE... Posted 59 receiving yards on five catches (11.8 avg.).

2007: Selected to his fourth Pro Bowl, but did not participate and was replaced by Cleveland TE Kellen Winslow Jr. ... Named All-AFC by the *Professional Football Writers of America*... Started all 16 games at TE, finishing the year with 75 catches for 984 yards (13.1 avg.) and nine TDs... Posted four games with 100-plus receiving yards and one game with double-digit receptions... Added two games with multiple TD catches... Appeared in all three postseason games with two starts at TE... Ended the playoffs with six catches for 60 yards (10.0 avg.)... **Awards:** Pro Bowl Selection (Fourth)... *Professional Football Writers of America* All-AFC... *Pro Football Weekly* All-AFC... **vs. Chicago (Sept. 9):** Caught a 17-yard TD from Hall of Fame RB LaDainian Tomlinson, marking the second TD catch from Tomlinson in his career... Finished with nine catches for 107 yards (11.9 avg.) and the TD... **at Green Bay (Sept. 23):** Hauled in season highs with 11 catches for 113 yards (10.3 avg.) to mark his second 100-yard performance of the season... **at Denver (Oct. 7):** Tied his season high with 113 receiving yards on seven receptions (16.1 avg.)... Added a nine-yard score in the third quarter... **vs. Houston (Oct. 28):** Hauled in TD passes of 49 and 31 yards for his first multi-TD game of the season... Surpassed 4,000 career receiving yards in his 68th career game, becoming the third-fastest TE in NFL history to eclipse 4,000 yards behind Hall of Fame TEs Kellen Winslow (58 games) and Mike Ditka (67 games)... **vs. Baltimore (Nov. 25):** Posted six catches for 105 yards (17.5 avg.) and two TDs... Broke into the top-five on the Chargers all-time TD receptions list, passing Kellen Winslow (45 TDs)... **at Tennessee (Dec. 9):** Caught six passes for 57 yards (9.5 avg.) and a TD... Made a two-yard game-tying TD catch with under ten seconds remaining to send the game to overtime... Kept alive the game-winning TD drive in overtime with an 11-yard reception on third-and-four... **vs. Tennessee (AFC Wild Card, Jan. 6):** Started at TE before suffering a toe injury... Finished with two receptions for 15 yards (7.5)... **at Indianapolis (AFC Divisional, Jan. 13):** Caught two passes for 28 yards (14.0 avg.)... **at New England (AFC Championship, Jan. 20):** Hauled in two passes for 17 yards (8.5 avg.)... Opened the game at TE.

2006: Selected to his third Pro Bowl... Named first-team All-Pro by *The Associated Press* and *Sporting News*... Recognized as first-team All-NFL and All-AFC by the *Professional Football Writers of America*... Started all 16 games at TE for the first time in his career... Caught 71 passes for 924 yards (13.0 avg.) and nine TDs... Recorded two multi-TD games and one game with 100-plus receiving yards... Started at TE for the team's

playoff contest, finishing with six catches for 61 yards (10.2 avg.)... **Awards:** Pro Bowl Selection (Third)... *The Associated Press* First-Team All-Pro... *Professional Football Writers of America* First-Team All-NFL... *Sporting News* First-Team All-Pro... PFWA All-AFC... *Sports Illustrated* First-Team All-Pro... ESPN.com First-Team All-Pro... *Pro Football Weekly* First-Team All-Pro... *USA Today Sports Weekly* First-Team All-Pro... *Pro Football Weekly* All-AFC... NFL.com All-Interview... Chargers Alumni Player of the Week (Week 14)... **at San Francisco (Oct. 15):** Totaled five receptions for 78 yards (15.6 avg.) and a TD... The score went for a season-long 57 yards, the then-second-longest TD catch of his career... **vs. Oakland (Nov. 26):** Recorded six catches for 81 yards (13.5 avg.) and a TD... Hauled in the 19-yard score from Hall of Fame RB LaDainian Tomlinson... **vs. Denver (Dec. 10):** Registered season highs in receiving yards (104) and TDs (two) on seven receptions (14.9 avg.)... **vs. New England (AFC Divisional, Jan. 14):** Led the team with six catches for 61 yards (10.2 avg.)... **vs. NFC (2007 Pro Bowl, Feb. 10):** Recorded a nine-yard reception.

2005: Selected to his second Pro Bowl, starting at TE for the AFC squad... Named first-team All-Pro by *The Associated Press* and *Sporting News*... Recognized as first-team All-NFL by the *Professional Football Writers of America*... Named Chargers Co-Offensive Player of the Year... Started all 15 games he appeared in at TE, missing the season opener due to team suspension... Registered 89 receptions for 1,101 yards (12.4 avg.) and 10 TDs for his first 1,000-yard season... The 89 catches tied Hall of Fame TE Kellen Winslow (1980) for the most in Chargers history by a TE... Became just the second TE in NFL history (Todd Christiansen, 1983) to have a season with 1,100-plus yards and at least 10 TDs... His 23 TD catches from 2004-05 were the most-ever by an NFL TE in a two-year span... Recorded a three-TD game and four contests with 100-plus receiving yards... **Awards:** Pro Bowl Selection (Second)... *The Associated Press* First-Team All-Pro... *Professional Football Writers of America* First-Team All-NFL... *Sporting News* First-Team All-Pro... Chargers Co-Offensive Player of the Year... *Sports Illustrated* First-Team All-Pro... ESPN.com First-Team All-Pro... *Pro Football Weekly* First-Team All-Pro... *USA Today Sports Weekly* First-Team All-Pro... *Pro Football Weekly* Midseason All-Pro... Chargers Alumni Player of the Week (Week 8)... **at New England (Oct. 2):** With six catches for 108 yards (18.0 avg.), recorded his first 100-yard game of the season... **vs. Kansas City (Oct. 30):** Tied a career high with three TD catches... Hauled in 10 passes for 145 yards (14.5 avg.)... **at New York Jets (Nov. 6):** Totaled 132 receiving yards on eight receptions (16.5 avg.) for his second-straight week with 100-plus receiving yards... **vs. Buffalo (Nov. 20):** Caught five passes for 77 yards (15.4 avg.), including a 27-yard score... Suffered a foot injury in the third quarter and did not return... **at Washington (Nov. 27):** Started at TE, helping the Chargers to an overtime win with a 24-yard catch on the first play of overtime... Finished with three catches for 39 yards (13.0 avg.)... **vs. Miami (Dec. 11):** Set a career high in receptions with 13 catches for 123 yards (9.5 avg.) and a TD... The 123 receiving yards brought his season total to 997, a new career high... Hauled in the eight-yard score with just 15 seconds remaining... **vs. NFC (2006 Pro Bowl, Feb. 12):** Started at TE, hauling in two passes for seven yards (3.5 avg.).

2004: Selected to his first Pro Bowl, starting at TE for the AFC squad... Named first-team All-Pro by *The Associated Press* and *Sporting News*... Recognized as second-team All-NFL and All-AFC by the *Professional Football Writers of America*... Named Chargers Offensive Player of the Year... Started 15 games at TE, finishing with 81 receptions for 964 yards (11.9 avg.) and 13 TDs... Hauled in multiple TD passes four times, including a three-TD performance... His 13 TD catches set a single-season franchise mark by a TE... Recorded two 100-yard performances to mark three such games for his career... Started the team's playoff game at TE, recording six catches for 89 yards (14.8 avg.) and a TD... **Awards:** Pro Bowl Selection (First)... *The Associated Press* First-Team All-Pro... *Professional Football Writers of America* Second-Team All-NFL... *Sporting News* First-Team All-Pro... PFWA All-AFC... Chargers Offensive Player of the Year... *Sports Illustrated* First-Team All-Pro... *Football Digest* First-Team All-Pro... *College & Pro Football Newsweekly* Second-Team All-Pro... NFL Alumni Association Tight End of the Year... Chargers Alumni Player of the Week (Week 9)... **at Houston (Sept. 12):** Set season highs in receptions (eight) and yards (123) for a 15.4

yards-per-catch average...**vs. New Orleans (Nov. 7):** Caught three TD passes, becoming the first Chargers receiver to do so in a game since WR Tony Martin vs. Baltimore in 1997...It marked the first three-TD game by a Bolts TE since Hall of Fame TE Kellen Winslow in 1983 vs. Kansas City...**at Kansas City (Nov. 28):** Caught seven passes for 92 yards (13.1 avg.) and two TDs...The scores were his 10th and 11th of the season, passing Kellen Winslow and TE Willie Frazier (10) for the most TD catches in a single season by a TE in team annals...It finished a four-game stretch with eight TD catches, tying WR Wes Chandler for a the most by a Charger in a four-game stint...**at Cleveland (Dec. 19):** Hauled in a career-long, 72-yard TD...It marked his 12th TD of the season, tying an NFL record among TEs...**at Indianapolis (Dec. 26):** Set the NFL single-season record for receiving TDs by a TE with his 13th of the season...Finished with 49 receiving yards on seven receptions (7.0 avg.)...**vs. New York Jets (AFC Wild Card, Jan. 8):** Recorded 89 receiving yards and a TD on six catches (14.8 avg.)...Hauled in the one-yard score with 11 seconds remaining in the fourth quarter to force overtime...**vs. NFC (2005 Pro Bowl, Feb. 13):** Started at TE, finishing with three receptions for 51 yards (17.0 avg.) and a TD...The 12-yard TD from Indianapolis QB Peyton Manning in the second quarter gave the AFC a 28-7 lead and proved to be the winning score.

2003: Recorded 24 receptions for 389 yards (16.2 avg.) and two TDs after making the 53-man roster as an undrafted rookie...Appeared in 15 games with 11 starts...**at Kansas City (Sept. 7):** Inactive (healthy scratch)...**vs. Denver (Sept. 14):** Made his NFL debut...**at Oakland (Sept. 28):** Recorded the first catch of his career, bringing in a pass from QB Drew Brees for 17 yards in the third quarter...Finished with two receptions for 30 yards (15.0 avg.)...**at Jacksonville (Oct. 5):** Made the first start of his career, opening the game at TE...Hauled in a pass for eight yards...**vs. Minnesota (Nov. 9):** Started at TE and posted three catches for 55 yards (18.3 avg.) and a TD, the first score of his career...**vs. Green Bay (Dec. 14):** Recorded season highs in receptions (five) and receiving yards (117) for a 23.4 yards-per-catch average...It marked his first 100-yard receiving game and the first by a Chargers rookie since WR Wayne Walker in 1989 (105 yards at Washington).

COLLEGE: Played two seasons of basketball at Kent State (2001-02, '02-03) after spending time at Michigan State, Eastern Michigan and College of the Sequoias (Visalia, Calif.)...Led the Golden Eagles to a 52-15 record and back-to-back Mid-American Conference Titles in his two seasons...As a junior, helped Kent State reach the Elite Eight of the NCAA Tournament, defeating Oklahoma State (No. 7 seed), Alabama (No. 2 seed) and Pittsburgh (No. 3 seed)...Earned honorable mention All-America recognition from *The Associated Press* as a senior, averaging 20.6 points-per-game and 7.7 rebounds...Other senior accolades included first-team All-MAC and being named the runner-up for MAC Player of the Year...Ended his career as the sixth-leading scorer in Kent State history...At Eastern Michigan, averaged 10.2 points-per-game and 7.4 rebounds...Began his career at Michigan State, planning to play football and basketball.

PERSONAL: Given name Antonio Ethan Gates Jr. ...Born in Detroit, Mich. ...Has two daughters, Ananda and Ayla, and one son, Aven... Married his wife, Sasha, in 2011...Grandfather, Henry Hank, was a professional boxer in the 1950s and '60s, garnering a 62-31-4 record and had a 1962 fight against Joey Giardello voted Fight of the Year by *Ring Magazine*...Has promoted boxing in Detroit, where his cousin, Tony Harrison, has started his career with a 27-2-0 record with 21 wins by knockout...Did not play football in college after then-Michigan State head football coach Nick Saban wanted him to focus on football... Wore purple cleats for My Cause, My Cleats this past year to support the Lupus Foundation of America to honor the memory of his sister, Pamela, who passed away after a three-year battle with lupus in 2014... Appeared in a public service announcement campaign, 'No More,' in 2014 to stop domestic violence...Hosted an annual Shop with a Charger event to benefit homeless, neglected and abused children... Supporter of the Huntington's Disease Society of America, serving as the honorary chairman for the Shoot to Cure HD for several years... Has worked closely with Promises2Kids to support foster youth... **High School:** Earned first-team All-State in football and basketball as a senior at Detroit (Mich.) Central High...Led Trail Blazers football in his final season to a Class A state title.

ANTONIO GATES NFL STATISTICS

		- Receiving -						
Year	Team	GP	GS	No.	Yds	Avg.	Lg	TD
2003	San Diego	15	11	24	389	16.2	48	2
2004	San Diego	15	15	81	964	11.9	72t	13
2005	San Diego	15	15	89	1,101	12.4	38	10
2006	San Diego	16	16	71	924	13.0	57t	9
2007	San Diego	16	16	75	984	13.1	49t	9
2008	San Diego	16	16	60	704	11.7	34	8
2009	San Diego	16	16	79	1,157	14.6	56	8
2010	San Diego	10	10	50	782	15.6	48t	10
2011	San Diego	13	13	64	778	12.2	38t	7
2012	San Diego	15	15	49	538	11.0	34t	7
2013	San Diego	16	15	77	872	11.3	56t	4
2014	San Diego	16	13	69	821	11.9	34	12
2015	San Diego	11	4	56	630	11.3	40	5
2016	San Diego	14	9	53	548	10.3	27	7
2017	Los Angeles Chargers	16	4	30	316	10.5	27	3
2018	Los Angeles Chargers	4	0	7	88	12.6	27	1
NFL Totals		224	188	934	11,596	12.4	72t	115
		- Receiving -						
Year	Team	GP	GS	No.	Yds	Avg.	Lg	TD
2004	San Diego	1	1	6	89	14.8	44	1
2006	San Diego	1	1	6	61	10.2	19	0
2007	San Diego	3	2	6	60	10.0	23	0
2008	San Diego	2	2	13	146	11.2	30	0
2009	San Diego	1	1	8	93	11.6	23	0
2013	San Diego	2	2	3	15	5.0	5	0
Postseason Totals		10	9	42	464	11.0	44	1

SINGLE-GAME CAREER HIGHS

REGULAR SEASON

Receptions 13 – Dec. 11, 2005 vs. Miami

Receiving Yards
167 – Dec. 6, 2009 at Cleveland

Longest Reception
72t – Dec. 19, 2004 at Cleveland

Receiving Touchdowns
3 (three times) – Last: Sept. 14, 2014 vs. Seattle

POSTSEASON

Receptions
8 (twice) – Last: Jan. 17, 2010 vs. N.Y. Jets

Receiving Yards
93 – Jan. 17, 2010 vs. N.Y. Jets

Longest Reception
44 – Jan. 8, 2005 vs. N.Y. Jets

Receiving Touchdowns
1 – Jan. 8, 2005 vs. N.Y. Jets

CAREER NFL TRANSACTIONS

2003	Signed by San Diego Chargers as undrafted free agent, May 2.
2005	Placed on Reserve/Suspended by Chargers, Aug. 21...Signed contract extension, Aug. 23...Suspension lifted, Sept 12.
2010	Signed contract extension, July 28...Placed on Reserve/Injured (foot), Dec. 30.
2015	Placed on Reserve/Suspended by Commissioner, Sept. 5...Suspension lifted and given exempt status by Commissioner, Oct. 6...Activated from exempt status, Oct. 12.
2016	Re-signed by Chargers as unrestricted free agent, March 9.
2018	Re-signed by Los Angeles Chargers as unrestricted free agent, Sept. 3.

MELVIN GORDON III


RUNNING BACK WISCONSIN

6-1 | 215 LBS | KENOSHA, WIS.

DRAFT 1 - 2015

EXPERIENCE: 4TH NFL SEASON

4TH YEAR WITH CHARGERS



28

2018: Started at RB in all four games...Posted 276 rushing yards on 54 attempts (5.1 avg.) and two TDs...Added 24 catches for 199 receiving yards (8.3 avg.) and three TDs...Recorded the first 100-yard receiving game of his career and the second three-TD game of his career in Week 2 at Buffalo...Posted a 100-yard rushing contest in Week 4 vs. San Francisco, marking the sixth of his career...Became the seventh Charger to reach 3,000 career rushing yards, bringing his total to 3,019 to pass RB Don Woods (2,858)...Tied RB Mike Tolbert with his 20th career rushing TD to tie for seventh in team history...Moved into sole possession of sixth among Chargers RBs in history with 149 career receptions, passing Chuck Muncie (138), Ryan Mathews (146) and Darren Sproles (146)...With 1,286 career receiving yards, passed Muncie (1,237) for the eighth-most in team annals among RBs...Also passed Muncie (761) in career rushing attempts for sixth in Chargers history...Increased his career total to 4,305 scrimmage yards to pass Gary Anderson (4,228) and Woods (4,045) for No. 9 in franchise history among RBs...**Awards:** Week 1 NFLPA Community MVP...**vs. Kansas City (Sept. 9):** Started at RB and played 62 offensive snaps...Finished with 15 carries for 64 yards (4.3 avg.)...Tied a career best with nine receptions for a single-game career-high 102 yards (11.3 avg.), marking the first 100-yard receiving game of his career...Tied a single-game career high with the nine catches...Moved to eighth in career receptions among RBs in team history, passing RB Chuck Muncie (138)...With back-to-back plays, moved the ball from the 40-yard line

BEYOND THE BOLT

Gordon's parents played an instrumental role in his upbringing. His mother, Carmen, has never missed one of his games. Before enrolling at Wisconsin, she would shuttle him to and from football camps and combines as far away as Tennessee and Alabama. Carmen also stayed after him to maintain good grades as he was named to a host of all-academic teams during his college career at Wisconsin. Melvin wore No. 25 for the Badgers because it was his mother's age when he was born.

Gordon's father, Melvin Jr., also known as "Big Bo," taught his son the importance of strength and conditioning. The family had a weight room in the basement of their Kenosha home and Melvin Sr., was a regular fixture in the weight room at Bradford High School. Gordon continued his intense training regimen at Wisconsin where he once ran every step in Camp Randall Stadium while wearing a weighted vest. A former semi-pro football player, the elder Gordon used to show his son tapes of great running backs like Barry Sanders and Walter Payton.

On his off day leading up to Week 2, Gordon and some of his teammates volunteered in the Los Angeles Meal Pack on 9/11 Day, which helps feed food-insecure children, elderly and veterans. He founded his charity, Melvin Gordon's Beyond the Flash Foundation, earlier this year to combat childhood hunger. For his efforts on Sept. 11, Gordon was awarded Week 1 NFLPA Community MVP. As part of the recognition, the NFLPA donated \$10,000 to his foundation.

2018, LOS ANGELES CHARGERS

Date	Opp.	Res.	Games P/S	Rushing					Receiving					Total Off.
				Att	Yds	Avg.	Lg	TD	No.	Yds	Avg.	Lg	TD	
09/09	KC	L	1/1	15	64	4.3	18	0	9	102	11.3	25	0	166
09/16	at Buf	W	1/1	9	28	3.1	20t	1	6	38	6.3	10	2	66
09/23	at LAR	L	1/1	15	80	5.3	23	1	2	4	2.0	3	0	84
09/30	SF	W	1/1	15	104	6.9	34	0	7	55	7.9	16	1	159
10/07	Oak													
10/14	at Cle													
10/21	Ten*													
11/04	at Sea													
11/11	at Oak													
11/18	Den													
11/25	Ari													
12/02	at Pit													
12/09	Cin													
12/13	at KC													
12/22-23	Bal													
12/30	at Den													
'18 TOTALS				54	276	5.1	34	2	24	199	8.3	25	3	475

*Game played at Wembley Stadium in London, England.

to the Kansas City 29-yard line, eventually leading to a 39-yard field goal by K Caleb Sturgis...On the first, took a handoff off tackle to the right behind a pulling FB Derek Watt for an 18-yard gain...On the next play, corralled a swing-pass in the right flat from QB Philip Rivers before juking past LB Reggie Ragland to turn upfield and move the chains...**at Buffalo (Sept. 16):** Appeared on 36 offensive snaps after starting at RB...Posted three total TDs, the second such game of his career (Oct. 23, 2016 at Atlanta)...Ran the ball nine times for 28 yards (3.1 avg.), including a 20-yard TD...Added 38 receiving yards and two TDs on six receptions (6.3 avg.)...Moved to sole possession of No. 6 in team history for career receptions by an RB with 147, passing Ryan Mathews (146) and Darren Sproles (146)...Increased his career scrimmage yards to 4,062 to surpass Don Woods (4,045) for 10th among RBs in team history...On the rushing score, took an off tackle run to the left untouched for the 20-yard TD behind blocks from C Mike Pouncey and FB Derek Watt...Early in the second quarter, ran a play-action pass to the right flat, catching the ball in space for a nine-yard TD...Caught his second TD of the day on a swing pass in the left flat late in the second quarter, corraling the pass despite tight coverage by LB Matt Milano...**at Los Angeles Rams (Sept. 23):** Opened the game at RB, playing on 40 offensive snaps...Posted 80 rushing yards and a TD on 15 attempts (5.3 avg.)...Added two receptions for four yards (2.0 avg.)...Hurdled over S Lamarus Joyner along the left sideline in the first quarter to pass Don Woods for No. 7 in career rushing yards in Chargers history...Punched in an 11-yard scoring run to tie Mike Tolbert for seventh in team history with 20 career rushing TDs...On the TD run, took a toss to the left and powered through Joyner at the goal line after receiving pulling blocks from Derek Watt, WR Tyrell Williams and T Russell Okung...**vs. San Francisco (Sept. 30):** Finished with 104 rushing yards on 15 attempts (6.9 avg.) for his first 100-yard rushing performance of the year...Caught seven passes for 55 yards (7.9 avg.) and a TD...Moved up the Chargers record books in career rushing attempts (sixth), receiving yards among RBs (eighth) and scrimmage yards by an RB (ninth)...Became the seventh Charger to eclipse 3,000 career receiving yards...Caught the six-yard TD pass from Philip Rivers in the third quarter after finding a soft spot in the zone in the right flat...Minutes before the score, ran up the middle for a 13-yard gain, breaking five tackle

attempts by 49ers players...In the fourth quarter, posted a game-long 34-yard rush, taking the handoff off tackle to the left and getting key

blocks from Tyrell Williams, WR Keenan Allen and T Sam Tevi before spinning out of a tackle to get to the San Francisco four-yard line.

MELVIN GORDON III NFL STATISTICS

Year	Team	GP	GS	– Rushing –				TD	– Receiving –				TD	– Scrimmage –	
				No.	Yds	Avg.	Lg		Att	Yds	Avg.	Lg		Yards	
2015	San Diego	14	13	184	641	3.5	27	0	33	192	5.8	18	0	833	
2016	San Diego	13	11	254	997	3.9	48	10	41	419	10.2	35	2	1,416	
2017	Los Angeles Chargers	16	16	284	1,105	3.9	87t	8	58	476	8.2	49	4	1,581	
2018	Los Angeles Chargers	4	4	54	276	5.1	34	2	24	199	8.3	25	3	475	
NFL Totals		47	44	776	3,019	3.9	87t	20	156	1,286	8.2	49	9	4,305	

CAREER NFL TRANSACTIONS

- 2015** Selected by San Diego Chargers in the first round (15th overall) of NFL Draft, April 30 (pick acquired from San Francisco for Chargers' first and fourth-round picks, and 2016 fifth-round selection)...Signed rookie contract, May 15... Placed on Reserve/Injured (knee), Dec. 21.
- 2018** Had fifth-year team option exercised on rookie contract by Los Angeles Chargers, May 2.

SINGLE-GAME CAREER HIGHS

REGULAR SEASON

- Rushing Attempts** 32 – Nov. 6, 2016 vs. Tennessee
- Rushing Yards** 196 – Nov. 6, 2016 vs. Tennessee
- Longest Run** 87t – Oct. 29, 2017 at New England
- Rushing Touchdowns** 2 (three times) – Last: Oct. 23, 2016 at Atlanta
- Receptions** 9 (twice) – Last: Sept. 9, 2018 vs. Kansas City
- Receiving Yards** 102 – Sept. 9, 2018 vs. Kansas City
- Longest Catch** 49 – Dec. 16, 2017 at Kansas City
- Receiving Touchdowns** 2 (twice) – Last: Sept. 16, 2018 at Buffalo
- Scrimmage Yards** 261 – Nov. 6, 2016 vs. Tennessee

VIRGIL GREEN

TIGHT END NEVADA

6-5 | 255 LBS | TULARE, CALIF.

UFA (DENVER) - 2018

EXPERIENCE: 8TH NFL SEASON

1ST YEAR WITH CHARGERS



88

2018: Started at TE in all four games...Posted eight catches for 91 yards (11.4 avg.)...Appeared on 20 plays on special teams...**vs. Kansas City (Sept. 9):** Made his Chargers debut by starting at TE and playing 44 snaps on offense...Finished with 21 receiving yards on two catches (10.5 avg.)...In the first quarter, provided downfield blocking with WR Keenan Allen to spring WR Travis Benjamin free for a 19-yard rush...**at Buffalo (Sept. 16):** Opened the game at TE for the second straight week, appearing on 42 offensive plays...Hauled in three passes for 55 yards (18.3 avg.)...Registered his first reception on an inside slant in the first quarter before turning upfield and stiff-arming S Jordan Poyer before being stopped by S Micah Hyde for a 25-yard gain...After catching a pass on an out-route, turned upfield and broke a tackle attempt by CB Tre'Davious White for a 23-yard gain...Provided key blocks on three rushes of 15-plus yards by RB Austin Ekeler...**at Los Angeles Rams (Sept. 23):** Posted a six-yard reception after starting at TE...Appeared on 33 offensive plays...**vs. San Francisco (Sept. 30):** Opened the game at TE, seeing time on 50 offensive snaps...Posted two receptions for nine yards (4.5 avg.).

2018, LOS ANGELES CHARGERS

Date	Opp.	Res.	Games P/S	Receiving					Rushing					Total Off.
				No.	Yds	Avg.	Lg	TD	Att	Yds	Avg.	Lg	TD	
09/09	KC	L	1/1	2	21	10.5	15	0	0	0	-	-	0	21
09/16	at Buf	W	1/1	3	55	18.3	25	0	0	0	-	-	0	55
09/23	at LAR	L	1/1	1	6	6.0	6	0	0	0	-	-	0	6
09/30	SF	W	1/1	2	9	4.5	10	0	0	0	-	-	0	9
10/07	Oak													
10/14	at Cle													
10/21	at Ten*													
11/04	at Sea													
11/11	at Oak													
11/18	Den													
11/25	Ari													
12/02	at Pit													
12/09	Cin													
12/13	at KC													
12/22-23	Bal													
12/30	at Den													
'18 TOTALS				8	91	11.4	25	0	0	0	-	-	0	91

*Game played at Wembley Stadium in London, England.

VIRGIL GREEN NFL STATISTICS

				- Receiving -						
Year	Team	GP	GS	No.	Yds	Avg.	Lg	TD		
2011	Denver	15	3	3	24	8.0	9	0		
2012	Denver	12	2	5	63	12.6	28	0		
2013	Denver	16	3	9	45	5.0	10	0		
2014	Denver	13	9	6	74	12.3	38	1		
2015	Denver	16	5	12	173	14.4	32	1		
2016	Denver	12	11	22	237	10.8	31	1		
2017	Denver	16	16	14	191	13.6	44	1		
2018	Los Angeles Chargers	4	4	8	91	11.4	25	0		
NFL Totals		104	53	79	898	11.4	44	4		
				- Receiving -						
Year	Team	GP	GS	No.	Yds	Avg.	Lg	TD		
2011	Denver	2	1	0	0	-	-	0		
2012	Denver	1	0	0	0	-	-	0		
2013	Denver	3	0	1	3	3.0	3	0		
2014	Denver	1	1	1	4	4.0	4	0		
2015	Denver	3	1	2	14	7.0	11	0		
Postseason Totals		10	3	4	21	5.3	11	0		

SINGLE-GAME CAREER HIGHS

REGULAR SEASON

Receptions 4 (twice) – Last: Oct. 30, 2016 vs. San Diego
Receiving Yards 61 – Nov. 1, 2015 vs. Green Bay
Longest Reception 44 – Sept. 11, 2017 vs. L.A. Chargers
Receiving Touchdowns 1 (four times) – Last: Sept. 17, 2017 vs. Dallas

POSTSEASON

Receptions 2 – Jan. 17, 2016 vs. Pittsburgh
Receiving Yards 14 – Jan. 17, 2016 vs. Pittsburgh
Longest Reception 11 – Jan. 17, 2016 vs. Pittsburgh

CAREER NFL TRANSACTIONS

2011 Selected by Denver Broncos with the first of two choices in the seventh round (204th overall) of NFL Draft, April 30... Signed rookie contract, July 28.
2012 Placed on Reserve/Suspended by Commissioner, Aug. 31... Suspension lifted by Commissioner, Oct. 1.
2015 Re-Signed by Broncos as unrestricted free agent, March 10.
2018 Signed by Los Angeles Chargers as unrestricted free agent, March 14.

CASEY HAYWARD JR.

CORNERBACK VANDERBILT

5-10 | 195 LBS | PERRY, GA.

UFA (GB) - 2016

EXPERIENCE: 7TH NFL SEASON

3RD YEAR WITH CHARGERS



26

2018: Started four games at RCB, registering 14 solo stops and three passes defended...**vs. Kansas City (Sept. 9):** Started at RCB, seeing action on all 56 defensive plays...Posted four solo stops...**at Buffalo (Sept. 16):** Opened the game at RCB, playing 60 snaps on defense...Registered a pass defended and a solo tackle...Broke up a would-be TD in the front, left corner of the end zone in coverage of WR Robert Foster...**at Los Angeles Rams (Sept. 23):** Posted a season-high five solo stops on 77 defensive plays after starting at RCB...**vs. San Francisco (Sept. 30):** Registered four solo tackles and two passes defended...Nearly picked off a pass in the fourth quarter, jumping in front of WR Pierre Garçon on third-and-three to force a San Francisco punt...Opened the game at RCB, playing all but one defensive snap.

2018, LOS ANGELES CHARGERS

Games				Tackles							Interceptions					Fumbles	
Date	Opp.	Res.	P/S	Tot	So	As	Sk	Yd	TFL	No.	Yd	Lg	TD	PD	FF	FR	
09/09	KC	L	1/1	4	4	0	0	0	0	0	0	0	-	0	0	0	
09/16	at Buf	W	1/1	1	1	0	0	0	0	0	0	-	0	1	0	0	
09/23	at LAR	L	1/1	5	5	0	0	0	0	0	0	-	0	0	0	0	
09/30	SF	W	1/1	4	4	0	0	0	0	0	0	-	0	2	0	0	
10/07	Oak																
10/14	at Cle																
10/21	Ten*																
11/04	at Sea																
11/11	at Oak																
11/18	Den																
11/25	Ari																
12/02	at Pit																
12/09	Cin																
12/13	at KC																
12/22-23	Bal																
12/30	at Den																
'18 TOTALS				2-2	4/4	14	14	0	0.0	0	0	0	0	-	0	3	0

*Game played at Wembley Stadium in London, England.

CASEY HAYWARD JR. NFL STATISTICS

		- Tackles -								- Interceptions -					- Fumbles -			
Year	Team	GP	GS	Total	Solo	Asst	Sacks	Yds	TFL	No.	Yds	Lg	TD	PD	FF	FR	Yds	ST Tackles
2012	Green Bay	16	7	55	43	12	0.0	0	1	6	81	24	0	25	1	0	0	5
2013	Green Bay	3	1	12	7	5	0.0	0	0	0	0	-	0	1	0	0	0	0
2014	Green Bay	16	1	32	27	5	0.0	0	2	3	113	82t	1	6	0	2	49	7
2015	Green Bay	16	11	74	53	21	0.0	0	3	0	0	-	0	7	0	0	0	1
2016	San Diego	16	14	59	51	8	0.0	0	2	7	102	31	1	23	0	0	0	1
2017	Los Angeles Chargers	16	16	40	33	7	0	0	2	4	7	7	0	24	1	2	11	0
2018	Los Angeles Chargers	4	4	14	14	0	0	0	0	0	0	-	0	3	0	0	0	0
NFL Totals		87	54	286	228	58	0	0	10	20	303	82t	2	89	2	4	60	14
		- Tackles -								- Interceptions -					- Fumbles -			
Year	Team	GP	GS	Total	Solo	Asst	Sacks	Yds	TFL	No.	Yds	Lg	TD	PD	FF	FR	Yds	ST Tackles
2012	Green Bay	2	0	2	2	0	0.0	0	0	0	0	-	0	0	0	0	0	2
2014	Green Bay	2	0	1	1	0	0.0	0	1	0	0	-	0	1	0	0	0	0
2015	Green Bay	2	2	14	12	2	0.0	0	0	0	0	-	0	2	0	0	0	0
Postseason Totals		6	2	17	15	2	0.0	0	1	0	0	-	0	3	0	0	0	2

CAREER REGULAR-SEASON INTERCEPTIONS (20)

2	Blake Bortles	1	Brock Osweiler
2	Jay Cutler	1	Dak Prescott
2	Andrew Luck	1	Matt Schaub
2	Nathan Peterman	1	Matthew Stafford
2	Trevor Siemian	1	Ryan Tannehill
1	Sam Bradford	1	Jameis Winston
1	Marcus Mariota	1	T.J. Yates
1	Cam Newton		

CAREER TOUCHDOWNS (3)

vs. Chicago (Nov. 9, 2014), 82-yard interception return
vs. Philadelphia (Nov. 16, 2014), 49-yard fumble return
at Denver (Oct. 30), 24-yard interception return

CAREER NFL TRANSACTIONS

- 2012** Selected by Green Bay Packers in the second round (62nd overall) of NFL Draft, April 27 (pick acquired from New England for Packers' third and fifth-round selections)...Signed rookie contract, May 11.
- 2013** Placed on Reserve/Injured (hamstring), Nov. 23.
- 2016** Signed by San Diego Chargers as unrestricted free agent, March 13.
- 2018** Signed contract extension, March 11.

SINGLE-GAME CAREER HIGHS

REGULAR SEASON

Tackles..... 9 – Nov. 4, 2013 vs. Chicago
Interceptions..... 2 (three times) – Last: Nov. 19, 2017 vs. Buffalo

POSTSEASON

Tackles..... 7 (twice) – Last: Jan. 16, 2016 at Arizona

MELVIN INGRAM III

DEFENSIVE END SOUTH CAROLINA

6-2 | 247 LBS | ROCKINGHAM, N.C.

DRAFT 1 - 2012

EXPERIENCE: 7TH NFL SEASON

7TH YEAR WITH CHARGERS



54

2018: Started at DE in all four contests...Recorded 10 tackles (six solo) with 1.5 sacks and 2.5 tackles for loss...**vs. Kansas City (Sept. 9):** Started at DE, leading all defensive linemen with 53 defensive snaps played...Assisted on a tackle...**at Buffalo (Sept. 16):** Registered his first sacks of the season, finishing with 1.5 takedowns for 13.5 yards to bring his career total to 36.5 sacks...Posted four tackles (three solo) and the 1.5 tackles for loss...Applied pressure to QB Josh Allen in the third quarter, forcing him to role to his right and throw an INT to S Adrian Phillips...Split a sack with NT Damion Square when both players beat their blockers and met in the backfield to bring Allen down for an 11-yard loss...Earlier in the game, forced Allen to roll right and throw a pass intended for TE Jason Croom that was nearly picked off by LB Kyzir White in the flat...Started at DE and played 49 snaps on defense...**at Los Angeles Rams (Sept. 23):** Appeared in the 80th game of his career...Posted a solo stop and a tackle for loss...Opened the game at DE and appeared on 64 defensive snaps...**vs. San Francisco (Sept. 30):** Started at DT and played all but two snaps on defense...Finished with four tackles (two solo)...Provided pressure in the third quarter on QB C.J. Beathard, forcing him to roll left before being sacked by S

2018, LOS ANGELES CHARGERS

Date	Opp.	Games		Tackles						Interceptions					Fumbles	
		Res.	P/S	Tot	So	As	Sk	Yd	TFL	No.	Yd	Lg	TD	PD	FF	FR
09/09	KC	L	1/1	1	0	1	0	0	0	0	0	0	0	0	0	0
09/16	at Buf	W	1/1	4	3	1	1.5	13.5	1.5	0	0	-	0	0	0	0
09/23	at LAR	L	1/1	1	1	0	0	0	1	0	0	-	0	0	0	0
09/30	SF	W	1/1	4	2	2	0	0	0	0	0	-	0	0	0	0
10/07	Oak															
10/14	at Cle															
10/21	Ten*															
11/04	at Sea															
11/11	at Oak															
11/18	Den															
11/25	Ari															
12/02	at Pit															
12/09	Cin															
12/13	at KC															
12/22-23	Bal															
12/30	at Den															
'18 TOTALS				2-2	4/4	10	6	4	1.5	13.5	2.5	0	0	-	0	0

*Game played at Wembley Stadium in London, England.

Derwin James...Provided a block on CB Trevor Williams' 86-yard INT return in the third quarter to give the offense the ball at the 49ers 12-yard line.

MELVIN INGRAM III NFL STATISTICS

Year	Team	GP	GS	- Tackles -					Yds	TFL	- Interceptions -					- Fumbles -				ST Tackles
				Total	Solo	Asst	Sacks				No.	Yds	Lg	TD	PD	FF	FR	Yds		
2012	San Diego	16	2	29	18	11	1.0	6	5		0	0	-	0	5	2	0	0		12
2013	San Diego	4	1	13	5	8	1.0	0	2		0	0	-	0	0	1	0	0		0
2014	San Diego	9	9	40	25	15	4.0	31	7		0	0	-	0	0	2	0	0		0
2015	San Diego	16	16	76	65	11	10.5	73.5	19		0	0	-	0	5	4	1	0		0
2016	San Diego	16	16	66	45	21	8.0	52	13		0	0	-	0	4	4	0	0		0
2017	Los Angeles Chargers	16	16	76	50	26	10.5	87.5	22.5		0	0	-	0	1	1	2	39		0
2018	Los Angeles Chargers	4	4	10	6	4	1.5	13.5	2.5		0	0	-	0	0	0	0	0		0
NFL Totals		81	64	310	214	96	36.5	263.5	71		0	0	-	0	15	14	3	39		12
Year	Team	GP	GS	- Tackles -					Yds	TFL	- Interceptions -					- Fumbles -				ST Tackles
				Total	Solo	Asst	Sacks				No.	Yds	Lg	TD	PD	FF	FR	Yds		
2013	San Diego	2	2	6	2	4	0.0	0	0		1	3	3	0	1	0	0	0		0

CAREER REGULAR-SEASON SACKS (36.5)

5.0	Alex Smith	1.5	Josh Allen	1.0	Brock Osweiler
3.5	Trevor Siemian	1.5	Joe Flacco	1.0	Matt Ryan
3.5	Ryan Tannehill	1.5	Josh McCown	1.0	Russell Wilson
2.5	Derek Carr	1.0	Tom Brady	0.5	Kirk Cousins
2.0	Blake Bortles	1.0	Drew Brees	0.5	Greg McElroy
2.0	Jay Cutler	1.0	Chase Daniel	0.5	Brandon Weeden
2.0	Eli Manning	1.0	Cody Kessler		
2.0	Peyton Manning	1.0	Matt McGloin		

CAREER POSTSEASON INTERCEPTIONS (1)

1 Andy Dalton

CAREER TOUCHDOWNS (1)

vs. Buffalo (Nov. 19, 2017), 39-yard fumble return

CAREER NFL TRANSACTIONS

- 2012** Selected by San Diego Chargers in the first round (18th overall) of NFL Draft, April 26...Signed rookie contract, May 11.
- 2013** Placed on Reserve/Physically Unable to Perform (knee), Aug. 26...Activated from Reserve/Physically Unable to Perform, Dec. 13.
- 2014** Placed on Reserve/Injured; Designated for Return (hip), Sept. 20...Activated from Reserve/Injured; Designated for Return, Nov. 15.
- 2015** Had fifth-year team option exercised on rookie contract by Chargers, April 8.
- 2017** Designated franchise player (non-exclusive) by Los Angeles Chargers, Feb. 27...Signed contract extension, June 11.

SINGLE-GAME CAREER HIGHS

REGULAR SEASON

Tackles 10 (twice) – Last: Oct. 23, 2016 at Atlanta
Sacks 3.0 – Sept. 24, 2017 vs. Kansas City

POSTSEASON

Tackles 4 – Jan. 12, 2014 at Denver
Interceptions 1 – Jan. 5, 2014 at Cincinnati

JUSTIN JACKSON

RUNNING BACK **NORTHWESTERN**
6-0 | **199 LBS** | **CAROL STREAM, FLA.**
DRAFT 7 - 2018
EXPERIENCE: ROOKIE
1ST YEAR WITH CHARGERS



32

2018: Appeared in the first game of his career after being promoted to the active roster...**vs. San Francisco (Sept. 30):** Made his NFL debut, contributing on 12 special teams plays.

2018, LOS ANGELES CHARGERS														
Date	Opp.	Games		Rushing					Receiving					Total Off.
		Res.	P/S	Att	Yds	Avg.	Lg	TD	No.	Yds	Avg.	Lg	TD	
09/09	KC		L	0/0		- Practice Squad	-							
09/16	at Buf		W	0/0		- Practice Squad	-							
09/23	at LAR		L	0/0		- Practice Squad	-							
09/30	SF		W	1/0	0	0	-	-	0	0	0	-	-	0
10/07	Oak													
10/14	at Cle													
10/21	Ten*													
11/04	at Sea													
11/11	at Oak													
11/18	Den													
11/25	Ari													
12/02	at Pit													
12/09	Cin													
12/13	at KC													
12/22-23	Bal													
12/30	at Den													
*18 TOTALS		2-2	1/0	0	0	-	-	0	0	0	-	-	0	0
*Game played at Wembley Stadium in London, England.														

*Game played at Wembley Stadium in London, England.

JUSTIN JACKSON NFL STATISTICS

Year	Team	GP	GS	No.	- Rushing -				Att	- Receiving -				- Scrimmage -
					Yds	Avg.	Lg	TD		Yds	Avg.	Lg	TD	Yards
2018	Los Angeles Chargers.....	1	0	0	0	-	-	0	0	0	-	-	0	0

Year	Team	No.	- Kickoff Returns -				No.	- Punt Returns -				- All-Purpose -	
			Yds	Avg.	Lg	TD		FC	Yds	Avg.	Lg	TD	Yards
2018	Los Angeles Chargers.....	0	0	-	-	0	0	0	0	-	-	0	0

CAREER NFL TRANSACTIONS

2018 Selected by Los Angeles Chargers in the seventh round (251st overall) of NFL Draft, April 28 (compensatory pick)... Signed rookie contract, May 11...Waived by Chargers, Sept. 3...Signed by Chargers to practice squad, Sept. 4... Signed to active roster, Sept. 24.

DERWIN JAMES

SAFETY

FLORIDA STATE

6-2 | 215 LBS | HAINES CITY, FLA.

DRAFT 1 - 2018

EXPERIENCE: ROOKIE

1ST YEAR WITH CHARGERS



33

2018: Started all four games at S, recording a team-high 30 tackles (24 solo)...Posted three sacks, three tackles for loss, an INT and six passes defended...Became the first DB in NFL history to register three sacks in the first four games of his professional career (since sacks became an official statistic in 1982)...With two sacks and an INT through the first three games, became the first DB in a non-strike year since 1983 to post two-plus sacks and an INT in his first three career games...**vs. Kansas City (Sept. 9):** Made his NFL debut, appearing on 56 defensive snaps and four on special teams after opening the game at S...Posted a team-high six tackles (five solo)...Added a zero-yard sack of QB Patrick Mahomes in the second quarter to force a punt...Made a diving effort to break up a would-be TD to WR De'Anthony Thomas at the start of the second quarter...Just two plays later, forced a Kansas City punt by sprinting past the offensive line to flush Mahomes to his right before chasing him down for the zero-yard sack...**at Buffalo (Sept. 16):** Opened at S and played 59 snaps on defense...Recorded eight tackles (seven solo) and two tackles for loss, including a six-yard sack...Added a pass defended on a diving play while defending TE Charles Clay on a seam-route...On the sack, sprinted untouched into the backfield by the RT to spin QB Josh Allen down for a six-yard loss...In the first quarter, forced Allen to step up into a sack by LB Uchenna Nwosu's first career sack...On the following series, burst through a block attempt by TE Logan Thomas to bring down Allen for a six-yard loss before he could hand the ball off...**at Los Angeles Rams (Sept. 23):** Opened the game at S, playing all 77 defensive snaps...Posted a career-high nine tackles (seven solo)...Added two passes defended, including the first INT of his career...On the pick, broke on the ball to undercut a pass intended for TE Gerald Everett, returning the INT four yards...Became the first NFL DB in a non-strike year since

2018, LOS ANGELES CHARGERS																		
Date	Opp.	Games		Tackles						Interceptions					Fumbles			
		Res.	P/S	Tot	So	As	Sk	Yd	TFL	No.	Yd	Lg	TD	PD	FF	FR		
09/09	KC	L	1/1	6	5	1	1.0	0	0	0	0	-	0	1	0	0		
09/16	at Buf	W	1/1	8	7	1	1.0	6	2	0	0	-	0	1	0	0		
09/23	at LAR	L	1/1	9	7	2	0	0	0	1	4	4	0	2	0	0		
09/30	SF	W	1/1	7	5	2	1.0	10	1	0	0	-	0	2	0	0		
10/07	Oak																	
10/14	at Cle																	
10/21	Ten*																	
11/04	at Sea																	
11/11	at Oak																	
11/18	Den																	
11/25	Ari																	
12/02	at Pit																	
12/09	Cin																	
12/13	at KC																	
12/22-23	Bal																	
12/30	at Den																	
'18 TOTALS		2-2	4/4	30	24	6	3.0	16	3	1	4	4	0	6	0	0		
*Game played at Wembley Stadium in London, England.																		

*Game played at Wembley Stadium in London, England.

1983 to post two-plus sacks and an INT in his first three career games...**vs. San Francisco (Sept. 30):** Continued to re-write record books in his fourth start at S, appearing on 59 defensive plays...Finished with seven tackles (five solo), a 10-yard sack, a tackle for loss and two passes defended...The sack gave him three on the season, making him the first DB in NFL history to post three-plus sacks over the first four games of his career...On the sack, brought down QB C.J. Beathard after the passer was flushed out of the pocket to his left by DE Melvin Ingram III...In the first quarter, broke up a pass that was intended for RB Alfred Morris when he came untouched off the edge and leaped in the air to bat the ball down in the backfield...Hit Beathard as he threw the ball in the fourth quarter, beating OL Garry Gilliam with a speed-rush, resulting in an INT by DE Isaac Rochell.

DERWIN JAMES NFL STATISTICS

Year	Team	GP	GS	- Tackles -						- Interceptions -					- Fumbles -			
				Total	Solo	Asst	Sacks	Yds	TFL	No.	Yds	Lg	TD	PD	FF	FR	Yds	ST Tackles
2018	Los Angeles Chargers	4	4	30	24	6	3.0	16	3	1	4	4	0	6	0	0	0	0

CAREER REGULAR-SEASON SACKS (3.0)

1.0 Josh Allen | 1.0 Patrick Mahomes
1.0 C.J. Beathard

CAREER REGULAR-SEASON INTERCEPTIONS (1)

1 Jared Goff

CAREER NFL TRANSACTIONS

2018 Selected by Los Angeles Chargers in the first round (17th overall) of NFL Draft, April 26...Signed rookie contract, June 1.

SINGLE-GAME CAREER HIGHS

REGULAR SEASON

Tackles 8 – Sept. 16, 2018 at Buffalo
Sacks 1.0 (twice) – Last: Sept. 30, 2018 vs. San Francisco
Interceptions 1 – Sept. 23, 2018 at L.A. Rams

RAYSHAWN JENKINS

SAFETY

MIAMI

6-2 | 220 LBS | ST. PETERSBURG, FLA.

DRAFT 4 - 2017

EXPERIENCE: 2ND NFL SEASON

2ND YEAR WITH CHARGERS



23

2018: Appeared in all four contests on special teams while contributing on defense in two games...Assisted on a tackle on defense... **vs. Kansas City (Sept. 9):** Saw action on 26 plays on special teams, tying with LB Uchenna Nwosu for the team lead...**at Buffalo (Sept. 16):** Appeared on 10 defensive plays and a team-high 24 on special teams...Pressured QB Josh Allen on a blitz in the first quarter, hitting him as he threw to force an overthrown incomplete pass...**at Los Angeles Rams (Sept. 23):** Played 21 snaps on special teams...**vs. San Francisco (Sept. 30):** Appeared on one defensive play, assisting on a tackle...Contributed on 26 snaps on special teams.

2018, LOS ANGELES CHARGERS

Date	Opp.	Res.	Games P/S	Tackles						Interceptions					Fumbles	
				Tot	So	As	Sk	Yd	TFL	No.	Yd	Lg	TD	PD	FF	FR
09/09	KC	L	1/0	0	0	0	0	0	0	0	0	-	0	0	0	0
09/16	at Buf	W	1/0	0	0	0	0	0	0	0	0	-	0	0	0	0
09/23	at LAR	L	1/0	0	0	0	0	0	0	0	0	-	0	0	0	0
09/30	SF	W	1/0	1	0	1	0	0	0	0	0	-	0	0	0	0
10/07	Oak															
10/14	at Cle															
10/21	Ten*															
11/04	at Sea															
11/11	at Oak															
11/18	Den															
11/25	Ari															
12/02	at Pit															
12/09	Cin															
12/13	at KC															
12/22-23	Bal															
12/30	at Den															
'18 TOTALS				2-2	4/0	1	0	1	0.0	0	0	-	0	0	0	0

*Game played at Wembley Stadium in London, England.

RAYSHAWN JENKINS NFL STATISTICS

Year	Team	GP	GS	- Tackles -						- Interceptions -					- Fumbles -			
				Total	Solo	Asst	Sacks	Yds	TFL	No.	Yds	Lg	TD	PD	FF	FR	Yds	ST Tackles
2017	Los Angeles Chargers	15	0	5	4	1	0.0	0	0	0	0	-	0	1	0	0	0	11
2018	Los Angeles Chargers	4	0	1	0	1	0.0	0	0	0	0	-	0	0	0	0	0	0
NFL Totals		19	0	6	4	2	0.0	0	0	0	0	-	0	1	0	0	0	11

CAREER NFL TRANSACTIONS

2017 Selected by Los Angeles Chargers in the fourth round (113th overall) of NFL Draft, April 29...Signed rookie contract, May 17.

SINGLE-GAME CAREER HIGHS

REGULAR SEASON

Tackles...2 (twice) – Last: Dec. 16, 2017 at Kansas City

JJ JONES

WIDE RECEIVER WEST GEORGIA

5-10 | 173 LBS | MACON, MISS.

FREE AGENT - 2018

EXPERIENCE: ROOKIE

1ST YEAR WITH CHARGERS



89

2018: Appeared in three games and was inactive another...Posted a rush for zero yards...Returned three kickoffs for 69 yards (23.0 avg.)... Added five punt returns for 24 yards (4.8 avg.)...**vs. Kansas City (Sept. 9):** Made his NFL debut...Posted 36 return yards on two kickoffs (18.0 avg.)...Saw action on a punt return...**at Buffalo (Sept. 16):** Appeared on offense for the first time in his career, playing on three snaps and recording a rush for zero yards...Returned three punts for 17 yards (5.7 avg.) while contributing on 10 special teams plays...**at Los Angeles Rams (Sept. 23):** Appeared on seven special teams plays... Returned a kickoff for a career-long 33 yards...Added an 11-yard punt return...**vs. San Francisco (Sept. 30):** Inactive (healthy scratch).

2018, LOS ANGELES CHARGERS

Games				Receiving					Rushing					Total Off.	
Date	Opp.	Res.	P/S	No.	Yds	Avg.	Lg	TD	Att	Yds	Avg.	Lg	TD		
09/09	KC	L	1/0	0	0	-	-	0	0	0	-	-	0	0	
09/16	at Buf	W	1/0	0	0	-	-	0	1	0	0.0	0	0	0	
09/23	at LAR	L	1/0	0	0	-	-	0	0	0	-	-	0	0	
09/30	SF	W	0/0	- Inactive -					0	0					
10/07	Oak														
10/14	at Cle														
10/21	Ten*														
11/04	at Sea														
11/11	at Oak														
11/18	Den														
11/25	Ari														
12/02	at Pit														
12/09	Cin														
12/13	at KC														
12/22-23	Bal														
12/30	at Den														
'18 TOTALS				2-2	3/0	0	0	-	-	0	1	0	0.0	0	0

*Game played at Wembley Stadium in London, England.

JJ JONES NFL STATISTICS

Year	Team	GP	GS	No.	- Receiving -				Att	- Rushing -				- Scrimmage -	
					Yds	Avg.	Lg	TD		Yds	Avg.	Lg	TD	Yards	
2018	Los Angeles Chargers.....	3	0	0	0	-	-	0	1	0	0.0	0	0	0	
Year	Team			No.	- Kickoff Returns -				No.	- Punt Returns -				- All-Purpose -	
					Yds	Avg.	Lg	TD		FC	Yds	Avg.	Lg	TD	Yards
2018	Los Angeles Chargers.....			3	69	23.0	33	0	5	2	24	4.8	11	0	93

CAREER NFL TRANSACTIONS

2018 Signed by Los Angeles Chargers as undrafted free agent, May 11.

JUSTIN JONES

DEFENSIVE TACKLE NORTH CAROLINA STATE

6-3 | 309 LBS | AUSTELL, GA.

DRAFT 3 - 2018

EXPERIENCE: ROOKIE

1ST YEAR WITH CHARGERS



91

2018: Appeared in all four games, recording 10 tackles (four solo)... **vs. Kansas City (Sept. 9):** Made his NFL debut, seeing time on 24 defensive plays and six on special teams...Finished with five tackles (two solo)...**at Buffalo (Sept. 16):** Registered a solo tackle, playing 30 snaps on defense and four on special teams...**at Los Angeles Rams (Sept. 23):** Assisted on two tackles while appearing on 21 defensive snaps and six on special teams...**vs. San Francisco (Sept. 30):** Saw action on 16 defensive plays and five on special teams...Finished with two tackles (one solo).

2018, LOS ANGELES CHARGERS

Date	Opp.	Res.	Games		Tackles							Interceptions					Fumbles	
			P/S		Tot	So	As	Sk	Yd	TFL		No.	Yd	Lg	TD	PD	FF	FR
09/09	KC	L	1/0		5	2	3	0	0	0		0	0	-	0	0	0	0
09/16	at Buf	W	1/0		1	1	0	0	0	0		0	0	-	0	0	0	0
09/23	at LAR	L	1/0		2	0	2	0	0	0		0	0	-	0	0	0	0
09/30	SF	W	1/0		2	1	1	0	0	0		0	0	-	0	0	0	0
10/07	Oak																	
10/14	at Cle																	
10/21	Ten*																	
11/04	at Sea																	
11/11	at Oak																	
11/18	Den																	
11/25	Ari																	
12/02	at Pit																	
12/09	Cin																	
12/13	at KC																	
12/22-23	Bal																	
12/30	at Den																	
'18 TOTALS			2-2	4/0	10	4	6	0	0	0		0	0	-	0	0	0	0

*Game played at Wembley Stadium in London, England.

JUSTIN JONES NFL STATISTICS

Year	Team	GP	GS	- Tackles -				Yds	TFL	- Interceptions -					- Fumbles -			
				Total	Solo	Asst	Sacks			No.	Yds	Lg	TD	PD	FF	FR	Yds	ST Tackles
2018	Los Angeles Chargers	4	0	10	4	6	0.0	0	0	0	0	-	0	0	0	0	0	0

CAREER NFL TRANSACTIONS

2018 Selected by Los Angeles Chargers in the third round (84th overall) of NFL Draft, April 27...Signed rookie contract, May 11.

SINGLE-GAME CAREER HIGHS

REGULAR SEASON

Tackles..... 5 - Sept. 9, 2018 vs. Kansas City

DESMOND KING II

CORNERBACK IOWA

5-10 | 200 LBS | DETROIT, MICH.

DRAFT 5 - 2017

EXPERIENCE: 2ND NFL SEASON

2ND YEAR WITH CHARGERS



20

2018: Appeared in four games with two starts as the third CB... Recorded 14 tackles (10 solo), two tackles for loss, a pass defended and a fumble recovery...Added four punt returns for 82 yards, including a career-long 56-yarder...**vs. Kansas City (Sept. 9):** Participated on 43 defensive snaps and 10 on special teams after starting as the third CB...Finished with five solo tackles and a tackle for loss...Added a pass defended...**at Buffalo (Sept. 16):** Recorded two solo tackles while appearing on 45 plays on defense and 10 on special teams...**at Los Angeles Rams (Sept. 23):** Started as the third CB, playing all 77 defensive snaps and six on special teams...Posted five tackles (three solo) and a tackle for loss...Recovered a first quarter fumble by RB Todd Gurley II after he was stripped by NT Brandon Mebane, marking the first recovery of his career...**vs. San Francisco (Sept. 30):** Saw action on 26 defensive plays and 15 on special teams...Assisted on two tackles... Returned four punts for 82 yards, including a 56-yarder at the end of the first half to set up a game-tying field goal by K Caleb Sturgis.

2018, LOS ANGELES CHARGERS

Date	Opp.	Res.	Games P/S	Tackles					TFL	Interceptions					Fumbles	
				Tot	So	As	Sk	Yd		No.	Yd	Lg	TD	PD	FF	FR
09/09	KC	L	1/1	5	5	0	0	0	1	0	0	-	0	1	0	0
09/16	at Buf	W	1/0	2	2	0	0	0	0	0	0	-	0	0	0	0
09/23	at LAR	L	1/1	5	3	2	0	0	1	0	0	-	0	0	0	1
09/30	SF	W	1/0	2	0	2	0	0	0	0	0	-	0	0	0	0
10/07	Oak															
10/14	at Cle															
10/21	Ten*															
11/04	at Sea															
11/11	at Oak															
11/18	Den															
11/25	Ari															
12/02	at Pit															
12/09	Cin															
12/13	at KC															
12/22-23	Bal															
12/30	at Den															
'18 TOTALS				2-2	4/2	14	10	4	0.0	0	2	0	0	-	0	1

*Game played at Wembley Stadium in London, England.

DESMOND KING II NFL STATISTICS

- Tackles -										- Interceptions -					- Fumbles -			
Year	Team	GP	GS	Total	Solo	Asst	Sacks	Yds	TFL	No.	Yds	Lg	TD	PD	FF	FR	Yds	ST Tackles
2017	Los Angeles Chargers.....	16	4	71	61	10	4.0	11	6	1	90	90t	1	6	0	0	0	7
2018	Los Angeles Chargers.....	4	2	14	10	4	0.0	0	2	0	0	-	0	1	0	1	0	0
NFL Totals.....		20	6	85	71	14	4.0	11	8	1	90	90t	1	7	0	1	0	7

- Kickoff Returns -							- Punt Returns -					- Total Return -	
Year	Team	No.	Yds	Avg.	Lg	TD	No.	FC	Yds	Avg.	Lg	TD	Yards
2017	Los Angeles Chargers.....	17	353	20.8	44	0	1	1	2	2.0	2	0	355
2017	Los Angeles Chargers.....	0	0	-	-	0	4	1	82	20.5	56	0	82
NFL Totals.....		17	353	20.8	44	0	5	2	84	16.8	56	0	437

CAREER REGULAR-SEASON SACKS (4.0)

1.0 Blake Bortles | 1.0 Kirk Cousins
1.0 Tom Brady | 1.0 DeShone Kizer

CAREER REGULAR-SEASON INTERCEPTIONS (1)

1 Dak Prescott

CAREER TOUCHDOWNS (1)

vs. Dallas (Nov. 23, 2017), 90-yard interception return

CAREER NFL TRANSACTIONS

2017 Selected by Los Angeles Chargers in the fifth round (151st overall) of NFL Draft, April 29...Signed rookie contract, May 17.

SINGLE-GAME CAREER HIGHS

REGULAR SEASON

Tackles 10 – Dec. 10, 2017 vs. Washington
Sacks 1.0 (four times) – Last: Dec. 10, 2017 vs. Washington
Interceptions 1 – Nov. 23, 2017 at Dallas

FORREST LAMP

GUARD


WESTERN KENTUCKY

6-4 | 310 LBS | VENICE, FLA.

DRAFT 2 - 2017

EXPERIENCE: 2ND NFL SEASON

2ND YEAR WITH CHARGERS



77

2018: Missed all four games as one of the team's seven inactive players...**vs. Kansas City (Sept. 9):** Inactive (healthy scratch).

FORREST LAMP NFL GAMES

Year	Team	GP	GS
2018	Los Angeles Chargers.....	0	0

On injured reserve for 2017 season.

CAREER NFL TRANSACTIONS

2017 Selected by Los Angeles Chargers in the second round (38th overall) of NFL Draft, April 28...Signed rookie contract, May 11...Placed on Reserve/Injured (knee), Sept. 2.

CHRISTOPHER LANDRUM

DEFENSIVE END JACKSONVILLE STATE

6-3 | 250 LBS | SWEET WATER, ALA.

FREE AGENT - 2016

EXPERIENCE: 3RD NFL SEASON

3RD YEAR WITH CHARGERS



46

2018: Appeared in all four games, returning to action after missing all of 2017 on injured reserve...Posted six tackles (four solo)...**vs. Kansas City (Sept. 9):** Played 12 defensive snaps and four on special teams in his first game played since 2016...Assisted on two tackles...**at Buffalo (Sept. 16):** Saw action on 21 defensive plays and eight on special teams...**at Los Angeles Rams (Sept. 23):** Posted a career-high four solo stops while appearing on 23 defensive plays and seven on special teams...**vs. San Francisco (Sept. 30):** Played 15 snaps on defense, but did not register any statistics.

2018, LOS ANGELES CHARGERS

Date	Opp.	Res.	Games P/S	Tackles						TFL	Interceptions					Fumbles	
				Tot	So	As	Sk	Yd			No.	Yd	Lg	TD	PD	FF	FR
09/09	KC	L	1/0	2	0	2	0	0	0	0	0	0	-	0	0	0	0
09/16	at Buf	W	1/0	0	0	0	0	0	0	0	0	0	-	0	0	0	0
09/23	at LAR	L	1/0	4	4	0	0	0	0	0	0	0	-	0	0	0	0
09/30	SF	W	1/0	0	0	0	0	0	0	0	0	0	-	0	0	0	0
10/07	Oak																
10/14	at Cle																
10/21	Ten*																
11/04	at Sea																
11/11	at Oak																
11/18	Den																
11/25	Ari																
12/02	at Pit																
12/09	Cin																
12/13	at KC																
12/22-23	Bal																
12/30	at Den																
'18 TOTALS				6	4	2	0	0	0	0	0	0	0	-	0	0	0

*Game played at Wembley Stadium in London, England.

CHRISTOPHER LANDRUM NFL STATISTICS

Year	Team	GP	GS	- Tackles -						Yds	TFL	- Interceptions -					- Fumbles -		ST Tackles
				Total	Solo	Asst	Sacks					No.	Yds	Lg	TD	PD	FF	FR	
2016	San Diego	10	0	7	4	3	1.0	7	1			0	0	-	0	0	0	0	0
2017	Los Angeles Chargers	0	0																
2018	Los Angeles Chargers	4	0	6	4	2	0.0	0	0			0	0	-	0	0	0	0	0
NFL Totals				14	0	13	8	5	1.0	7	1	0	0	-	0	0	0	0	0

CAREER REGULAR-SEASON SACKS (1.0)

1.0 Cam Newton

CAREER NFL TRANSACTIONS

2016 Signed by San Diego Chargers as undrafted free agent, May 2...Waived by Chargers, Sept. 4...Signed by Chargers to practice squad, Sept. 6...Signed to active roster, Oct. 22.
2017 Placed on Reserve/Injured (shoulder), Sept. 2.

SINGLE-GAME CAREER HIGHS

REGULAR SEASON

Tackles 3 - Dec. 11, 2016 at Carolina
Sacks 1.0 - Dec. 11, 2016 at Carolina

COREY LIUGET

DEFENSIVE TACKLE ILLINOIS

6-2 | 300 LBS | MIAMI, FLA.

DRAFT 1 - 2011

EXPERIENCE: 8TH NFL SEASON

8TH YEAR WITH CHARGERS



94

2018: Returns after missing the first four weeks due to suspension.

2018, LOS ANGELES CHARGERS

Date	Opp.	Games		Tackles							Interceptions					Fumbles	
		Res.	P/S	Tot	So	As	Sk	Yd	TFL	No.	Yd	Lg	TD	PD	FF	FR	
09/09	KC	L	0/0														
09/16	at Buf	W	0/0														
09/23	at LAR	L	0/0														
09/30	SF	W	0/0														
10/07	Oak																
10/14	at Cle																
10/21	Ten*																
11/04	at Sea																
11/11	at Oak																
11/18	Den																
11/25	Ari																
12/02	at Pit																
12/09	Cin																
12/13	at KC																
12/22-23	Bal																
12/30	at Den																
'18 TOTALS				2-2	0/0	0	0	0	0	0	0	0	-	0	0	0	

*Game played at Wembley Stadium in London, England.

COREY LIUGET NFL STATISTICS

Year	Team	GP	GS	– Tackles –						TFL	– Interceptions –					– Fumbles –			ST Tackles
				Total	Solo	Asst	Sacks	Yds	No.		Yds	Lg	TD	PD	FF	FR	Yds		
2011	San Diego	15	13	26	18	8	1.0	3	5	0	0	–	0	3	1	1	0	0	
2012	San Diego	16	16	61	42	19	7.0	56	15	0	0	–	0	9	1	1	0	0	
2013	San Diego	16	16	50	37	13	5.5	36.5	10	0	0	–	0	4	0	0	0	0	
2014	San Diego	16	16	65	52	13	4.5	29.5	19	0	0	–	0	2	2	2	0	0	
2015	San Diego	11	11	35	28	7	3.0	14	7	0	0	–	0	0	0	0	0	0	
2016	San Diego	16	16	64	32	32	0.0	0	12	0	0	–	0	3	0	1	0	0	
2017	Los Angeles Chargers	12	12	36	19	17	1.5	8.5	6.5	0	0	–	0	3	1	0	0	0	
2018	Los Angeles Chargers	0	0	0	0	0	0.0	0	0	0	0	–	0	0	0	0	0	0	
NFL Totals		102	100	337	228	109	22.5	147.5	74.5	0	0	–	0	24	5	5	0	0	
POSTSEASON				– Tackles –						TFL	– Interceptions –					– Fumbles –			ST Tackles
Year	Team	GP	GS	Total	Solo	Asst	Sacks	Yds	No.		Yds	Lg	TD	PD	FF	FR	Yds		
2013	San Diego	2	2	10	7	3	1.0	1	3	0	0	–	0	0	0	0	0	0	

CAREER REGULAR-SEASON SACKS (22.5)

3.0	Alex Smith	1.0	Aaron Rodgers
2.0	Chad Henne	1.0	Ben Roethlisberger
2.0	Chase Daniel	1.0	Tony Romo
2.0	Greg McElroy	1.0	Tyrod Taylor
1.0	Drew Brees	1.0	Michael Vick
1.0	Andy Dalton	1.0	Brandon Weeden
1.0	Joe Flacco	0.5	Kirk Cousins
1.0	Shaun Hill	0.5	Eli Manning
1.0	Carson Palmer	0.5	EJ Manuel
1.0	Dak Prescott		

CAREER POSTSEASON SACKS (1.0)

1.0	Andy Dalton
-----	-------------

CAREER TOUCHDOWNS (1)

at San Francisco (Dec. 20, 2014), fumble recovery in end zone

CAREER NFL TRANSACTIONS

- 2011** Selected by San Diego Chargers in the first round (18th overall) of NFL Draft, April 28...Signed rookie contract, Aug. 4.
- 2014** Had fifth-year team option exercised on rookie contract by Chargers, April 17.
- 2015** Signed contract extension, June 9...Placed on Reserve/Injured (foot), Dec. 12.
- 2018** Placed on Reserve/Suspended by Commissioner, Sept. 1...Suspension lifted and given exempt status by Commissioner, Oct. 1.

SINGLE-GAME CAREER HIGHS

REGULAR SEASON

Tackles 8 – Dec. 18, 2016 vs. Oakland

Sacks 2.0 (twice) – Last: Oct. 20, 2013 at Jacksonville

POSTSEASON

Tackles 5 (twice) – Last: Jan. 12, 2014 at Denver

Sacks 1.0 – Jan. 5, 2014 at Cincinnati

T.Y. McGILL

DEFENSIVE TACKLE NORTH CAROLINA STATE

6-3 | 299 LBS | JESUP, GA.

WAIVERS (KC) - 2018

EXPERIENCE: 4TH NFL SEASON

1ST YEAR WITH CHARGERS



90

CAREER HIGHLIGHTS

- Appeared in 12 games as an undrafted rookie for the Colts in 2015, recording single-season career highs in tackles (11), solo stops (eight) and sacks (three).
- Brought down Miami QB Ryan Tannehill twice as a rookie in a Week 16 win.

2018: Missed all four games as one of the team's seven inactive players...**vs. Kansas City (Sept. 9):** Inactive (healthy scratch).

2017: Appeared in three games for Cleveland and was inactive for 10 others before closing the season on the practice squad...Recorded a solo tackle...**vs. Minnesota (Oct. 29):** Posted a solo tackle, his first as a Brown.

2016: Saw action in a career-high 13 games...Posted six tackles (four solo), two sacks and forced a fumble...**at Tennessee (Oct. 23):** Registered an 11-yard strip-sack of QB Marcus Mariota that was returned by OLB Robert Mathis 14 yards for a TD to put the game away...**at Minnesota (Dec. 18):** Posted his second sack of the season.

2015: Appeared in 12 games for Indianapolis after being released by Seattle in final roster reductions...Finished with 11 tackles (eight solo) and three sacks...Added four tackles for loss and a pass defended...**at Buffalo (Sept. 13):** Made his NFL debut...**vs. New York Jets (Sept. 21):** Inactive (healthy scratch)...**vs. New England (Oct. 18):** Returned to action after missing four games...**vs. New Orleans (Oct. 25):** Registered the first tackle of his career, assisting on two stops...**vs. Denver (Nov. 8):** Recorded the first solo tackle of his career...**at Miami (Dec. 27):** Finished with two sacks, the first QB takedowns of his career...**vs. Tennessee (Jan. 3):** Registered his third sack in a two-week span.

2018, LOS ANGELES CHARGERS

Date	Opp.	Games		Tackles							Interceptions					Fumbles	
		Res.	P/S	Tot	So	As	Sk	Yd	TFL	No.	Yd	Lg	TD	PD	FF	FR	
09/09	KC	L	0/0				– Inactive –										
09/16	at Buf	W	0/0				– Inactive –										
09/23	at LAR	L	0/0				– Inactive –										
09/30	SF	W	0/0				– Inactive –										
10/07	Oak																
10/14	at Cle																
10/21	Ten*																
11/04	at Sea																
11/11	at Oak																
11/18	Den																
11/25	Ari																
12/02	at Pit																
12/09	Cin																
12/13	at KC																
12/22-23	Bal																
12/30	at Den																
'18 TOTALS		2-2	0/0	0	0	0	0	0	0	0	0	0	–	0	0	0	

*Game played at Wembley Stadium in London, England.

COLLEGE: Played four seasons (2011-14) at North Carolina State, appearing in 49 career games with 21 starts...Totalled 131 tackles (78 solo), 10 sacks and 24.5 tackles for loss...As a senior, recorded 37 tackles (22 solo), eight tackles for loss and three sacks...In 2012, tallied a season-high eight tackles and two sacks against Maryland, earning Atlantic Coast Conference Defensive Lineman of the Week honors...Started the win at Virginia as a freshman, the lone true freshman to start that season for the Wolfpack.

PERSONAL: Given name Torrone McGill Jr. ...Born in Jesup, Ga. ...Cousin is former New England G Tre' Jackson...Earned a degree in sport management from North Carolina State...**High School:** Named All-Region as a junior and senior at Wayne County High in Jesup, Ga. ...Recorded 10 sacks as a senior and was selected to play in the 2010 Georgia North-South All-Star game...Lettered four years in football, three in basketball and four in track & field.

T.Y. McGILL NFL STATISTICS

Year	Team	GP	GS	- Tackles -					Yds	TFL	- Interceptions -					- Fumbles -			
				Total	Solo	Asst	Sacks				No.	Yds	Lg	TD	PD	FF	FR	Yds	ST Tackles
2015	Indianapolis	12	0	11	8	3	3.0	26	4	0	0	0	0	1	1	0	0	0	0
2016	Indianapolis	13	0	6	4	2	2.0	20	2	0	0	0	0	1	1	0	0	0	0
2017	Cleveland	3	0	1	1	0	0.0	0	0	0	0	0	0	0	0	0	0	0	0
2018	Los Angeles Chargers	0	0	0	0	0	0.0	0	0	0	0	0	0	0	0	0	0	0	0
NFL Totals		28	0	18	13	5	5.0	46	6	0	0	0	0	2	1	0	0	0	0

CAREER NFL TRANSACTIONS

- 2015** Signed by Seattle Seahawks as undrafted free agent, May 15...Waived by Seahawks, Sept. 5...Claimed off waivers by Indianapolis Colts, Sept. 6.
- 2017** Waived by Colts, Sept. 2...Claimed off waivers by Cleveland Browns, Sept. 3...Waived by Browns, Dec. 12...Signed by Browns to practice squad, Dec. 15.
- 2018** Signed by Kansas City Chiefs as free agent, Jan. 15...Waived by Chiefs, Sept. 1...Claimed off waivers by Los Angeles Chargers, Sept. 2. 2 (three times) - Last: Jan. 1, 2017 vs. Jacksonville

CAREER REGULAR-SEASON SACKS (5.0)

2.0 Ryan Tannehill | 1.0 Marcus Mariota
1.0 Sam Bradford | 1.0 ... Zach Mettenberger

SINGLE-GAME CAREER HIGHS

REGULAR SEASON

Tackles 2 (three times) - Last: Jan. 1, 2017 vs. Jacksonville
Sacks 2.0 - Dec. 27, 2015 at Miami

BRANDON MEBANE

NOSE TACKLE

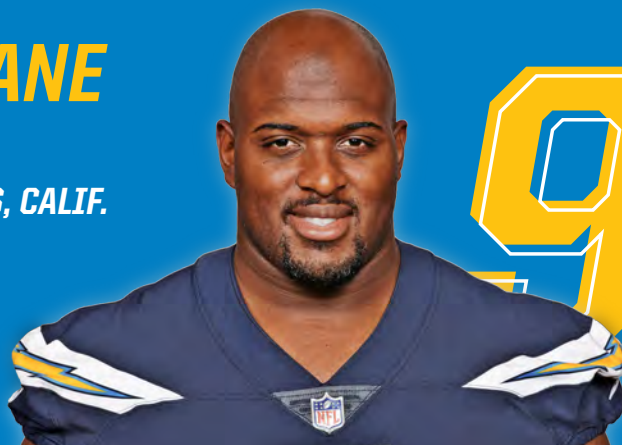
CALIFORNIA

6-1 | 311 LBS | LOS ANGELES, CALIF.

UFA (SEA) - 2016

EXPERIENCE: 12TH NFL SEASON

3RD YEAR WITH CHARGERS



92

2018: Started at NT in all four games...Recorded 17 tackles (nine solo), two tackles for loss and a sack...Added a pass defended and forced a fumble...**vs. Kansas City (Sept. 9):** Started at NT, seeing time on 23 plays on defense...Finished with an assisted tackle...**at Buffalo (Sept. 16):** Posted five tackles (two solo) after starting at NT...Played 28 snaps on defense...**at Los Angeles Rams (Sept. 23):** Appeared in the 160th game of his career, starting at NT and playing 44 defensive snaps...Set a single-game career high with nine tackles (five solo)...Added a sack, a pass defended and a tackle for loss...Stripped RB Todd Gurley II while dragging him down from behind to force a turnover in the first quarter, the third forced fumble of his career...Registered the sack in the second quarter, pushing back C John Sullivan to collapse the pocket before bringing down QB Jared Goff for a four-yard loss...**vs. San Francisco (Sept. 30):** Finished the game with two solo stops and a tackle for loss after starting at NT...Brought down RB Matt Breida in the backfield on the first defensive play of the game, shedding the block attempt of C/G Weston Richburg to corral Breida after he was forced back inside by LB Kyle Emanuel...Played 37 snaps on defense.

2018, LOS ANGELES CHARGERS

Date	Opp.	Res.	Games		Tackles						Interceptions					Fumbles	
			P/S		Tot	So	As	Sk	Yd	TFL	No.	Yd	Lg	TD	PD	FF	FR
09/09	KC		L	1/1	1	0	1	0	0	0	0	0	-	0	0	0	0
09/16	at Buf	W	1/1		5	2	3	0	0	0	0	0	-	0	0	0	0
09/23	at LAR	L	1/1		9	5	4	1.0	4	1	0	0	-	0	1	1	0
09/30	SF	W	1/1		2	2	0	0	0	1	0	0	-	0	0	0	0
10/07	Oak																
10/14	at Cle																
10/21	Ten*																
11/04	at Sea																
11/11	at Oak																
11/18	Den																
11/25	Ari																
12/02	at Pit																
12/09	Cin																
12/13	at KC																
12/22-23	Bal																
12/30	at Den																
'18 TOTALS			2-2	4/4	17	9	8	1.0	4	2	0	0	-	0	1	1	0

*Game played at Wembley Stadium in London, England.

BRANDON MEBANE NFL STATISTICS

Year	Team	GP	GS	- Tackles -						- Interceptions -					- Fumbles -			ST Tackles
				Total	Solo	Asst	Sacks	Yds	TFL	No.	Yds	Lg	TD	PD	FF	FR	Yds	
2007	Seattle	16	10	29	23	6	2.0	11	0	0	0	-	0	0	0	1	0	0
2008	Seattle	16	16	39	31	8	5.5	24	9	0	0	-	0	1	2	0	0	0
2009	Seattle	15	15	49	41	8	1.5	9.5	8	0	0	-	0	0	0	0	0	0
2010	Seattle	12	12	31	19	12	1.0	7	7	0	0	-	0	2	0	0	0	0
2011	Seattle	16	16	56	40	16	0.0	0	7	0	0	-	0	1	0	0	0	0
2012	Seattle	16	16	56	31	25	3.0	22	4	0	0	-	0	3	0	1	0	0
2013	Seattle	16	16	45	21	24	0.0	0	6	0	0	-	0	1	0	1	0	0
2014	Seattle	9	9	20	11	9	1.0	9	5	0	0	-	0	0	0	0	0	0
2015	Seattle	15	15	24	14	10	1.5	12.5	2	0	0	-	0	0	0	0	0	0
2016	San Diego	10	10	35	19	16	1.0	10	4	1	5	5	0	1	0	0	0	0
2017	Los Angeles Chargers	16	16	57	22	35	0	0	2	0	0	-	0	0	0	0	0	0
2018	Los Angeles Chargers	4	4	17	9	8	1.0	4	2	0	0	-	0	1	1	0	0	0
NFL Totals		161	155	458	281	177	17.5	109	56	1	5	5	0	10	3	3	0	0
Year	Team	GP	GS	- Tackles -						- Interceptions -					- Fumbles -			ST Tackles
				Total	Solo	Asst	Sacks	Yds	TFL	No.	Yds	Lg	TD	PD	FF	FR	Yds	
2007	Seattle	2	2	6	4	2	0.0	0	0	0	0	-	0	0	0	0	0	0
2010	Seattle	2	2	9	8	1	0.0	0	2	0	0	-	0	0	0	0	0	0
2012	Seattle	2	2	9	5	4	0.0	0	0	0	0	-	0	0	0	0	0	0
2013	Seattle	3	2	8	5	3	0.0	0	1	0	0	-	0	0	0	0	0	0
2015	Seattle	2	1	5	3	2	0.0	0	0	0	0	-	0	0	0	0	0	0
Postseason Totals		11	9	37	25	12	0.0	0	3	0	0	-	0	0	0	0	0	0

CAREER REGULAR-SEASON SACKS (17.5)

2.0	Aaron Rodgers	1.0	Jared Goff	1.0	Philip Rivers
2.0	Kurt Warner	1.0	Johnny Manziel	1.0	Matthew Stafford
1.5	Alex Smith	1.0	Cam Newton	0.5	Brett Favre
1.0	Marc Bulger	1.0	J.T. O'Sullivan	0.5	Colin Kaepernick
1.0	Matt Cassel	1.0	Carson Palmer		
1.0	Jeff Garcia	1.0	Chad Pennington		

CAREER REGULAR-SEASON INTERCEPTIONS (1)

1	Derek Carr
---	------------

CAREER NFL TRANSACTIONS

2007	Selected by Seattle Seahawks in the third round (85th overall) of NFL Draft, April 28...Signed rookie contract, July 25.
2011	Re-signed by Seahawks as unrestricted free agent, July 29.
2014	Placed on Reserve/Injured (hamstring), Nov. 11.
2016	Signed by San Diego Chargers as unrestricted free agent, March 9...Placed on Reserve/Injured (biceps), Nov. 22.

SINGLE-GAME CAREER HIGHS

REGULAR SEASON

Tackles 9 – Sept. 23, 2018 at L.A. Rams
Sacks 2.0 – Sept. 24, 2012 vs. Green Bay
Interceptions 1 – Oct. 9, 2016 at Oakland

POSTSEASON

Tackles 7 (twice) – Last: Jan. 16, 2016 at Arizona

UCHENNA NWOSU


LINEBACKER SOUTHERN CALIFORNIA

6-2 | 251 LBS | CARSON, CALIF.

DRAFT 2 - 2018

EXPERIENCE: ROOKIE

1ST YEAR WITH CHARGERS



42

2018: Appeared in all four games, registering three tackles (two solo), a three-yard sack and a tackle for loss...Posted five tackles on special teams...**vs. Kansas City (Sept. 9):** Made his NFL debut... Appeared on two plays on defense...Tied with S Rayshawn Jenkins for a team-high 26 snaps on special teams...Recorded a special teams tackle...**at Buffalo (Sept. 16):** Appeared on 16 defensive snaps and 23 on special teams...Posted the first sack of his career, a three-yard takedown on third down to force a three-and-out on Buffalo's opening series...Finished with three tackles (two solo), the sack and a tackle for loss...**at Los Angeles Rams (Sept. 23):** Saw action on 19 defensive plays and 21 on special teams...Led the two with two tackles on special teams...**vs. San Francisco (Sept. 30):** Posted a team-high two special teams tackles for the second-straight week...Appeared on 12 plays on defense and 26 on special teams.

2018, LOS ANGELES CHARGERS

Date	Opp.	Res.	Games P/S	Tackles					Yd	TFL	Interceptions					Fumbles	
				Tot	So	As	Sk				No.	Yd	Lg	TD	PD	FF	FR
09/09	KC	L	1/0	0	0	0	0	0	0	0	0	0	-	0	0	0	0
09/16	at Buf	W	1/0	3	2	1	1.0	3	1	1	0	0	-	0	0	0	0
09/23	at LAR	L	1/0	0	0	0	0	0	0	0	0	0	-	0	0	0	0
09/30	SF	W	1/0	0	0	0	0	0	0	0	0	0	-	0	0	0	0
10/07	Oak																
10/14	at Cle																
10/21	Ten*																
11/04	at Sea																
11/11	at Oak																
11/18	Den																
11/25	Ari																
12/02	at Pit																
12/09	Cin																
12/13	at KC																
12/22-23	Bal																
12/30	at Den																
'18 TOTALS				2-2	4/0			3	2	1	1.0	3		1		0	0

*Game played at Wembley Stadium in London, England.

UCHENNA NWOSU NFL STATISTICS

Year	Team	GP	GS	- Tackles -					Yds	TFL	- Interceptions -					- Fumbles -			
				Total	Solo	Asst	Sacks				No.	Yds	Lg	TD	PD	FF	FR	Yds	ST Tackles
2018	Los Angeles Chargers	4	0	3	2	1	1.0	3	1	1	0	0	-	0	0	0	0	0	5

CAREER REGULAR-SEASON SACKS (1.0)

1.0 Josh Allen

CAREER NFL TRANSACTIONS

2018 Selected by Los Angeles Chargers in the second round (48th overall) of NFL Draft, April 27...Signed rookie contract, May 11.

SINGLE-GAME CAREER HIGHS

REGULAR SEASON

Tackles 3 – Sept. 16, 2018 at Buffalo
Sacks 1.0 – Sept. 16, 2018 at Buffalo

RUSSELL OKUNG

TACKLE

OKLAHOMA STATE

6-5 | 310 LBS | FORT BEND, TEXAS

UFA (DENVER) - 2017

EXPERIENCE: 9TH NFL SEASON

2ND YEAR WITH CHARGERS



76

2018: Started all four games at LT...Part of a line that protected QB Philip Rivers to pass Hall of Fame QB Fran Tarkenton for the sixth-most career TD passes in history, Hall of Fame QB John Elway for the eighth-most passing yards in league annals and Hall of Fame QB Terry Bradshaw for the 12th-most regular-season victories by a QB... Gave Rivers time to post one game with 400-plus yards, three three-TD contests and post a passer rating of 100 or higher in three games... Blocked for the NFL's No. 9 offense, posting 403.5 yards-per-game... Contributed on a line that blocked for a rushing attack that posted over 100 yards in each of the first four games...Blocked for RB Melvin Gordon III to become the sixth Charger to reach 3,000 career rushing yards...Appeared on 13 special teams plays...**vs. Kansas City (Sept. 9):** Started at LT and played all 82 snaps on offense...Blocked for the offense to total a Week 1-high 541 net yards, including 123 on the ground...Protected Philip Rivers to throw for 424 yards and three TDs for a 103.7 passer rating...**at Buffalo (Sept. 16):** Opened the game at LT, playing all 57 offensive snaps...Kept Philip Rivers upright to complete 85.2 percent of his passes for 256 yards and three TDs (143.2 passer rating)...It marked Rivers' 54th three-TD performance (second

of the season) and the fifth-best single-game passer rating of his career (min. 20 attempts)...Paved the way for an offense that rushed for 100-plus yards for the second time in as many weeks...Blocked for RB Austin Ekeler to record a single-game career-high 77 rushing yards and for Melvin Gordon to match a career best with three total TDs (one rushing, two receiving)...**at Los Angeles Rams (Sept. 23):** Protected Philip Rivers to throw for 226 yards and two TDs, registering a 105.7 passer rating...Blocked for an offense that posted a season-high 141 rushing yards on 20 carries (7.1 avg.)...Provided a pulling block on CB Sam Shields on a TD run by Melvin Gordon...Appeared on 50 offensive plays after starting at LT...**vs. San Francisco (Sept. 30):** Opened the game at LT and played 33 offensive snaps before departing with a groin injury...Was part of a line to block for the offense to post its fourth-straight contest with at least 100 rushing yards.

RUSSELL OKUNG NFL GAMES

Year	Team	GP	GS
2010	Seattle	10	10
2011	Seattle	12	12
2012	Seattle	15	15
2013	Seattle	8	8
2014	Seattle	14	14
2015	Seattle	13	13
2016	Denver	16	16
2017	Los Angeles Chargers	15	15
2018	Los Angeles Chargers	4	4
NFL Totals		107	107

POSTSEASON

Year	Team	GP	GS
2010	Seattle	2	2
2012	Seattle	2	2
2013	Seattle	3	3
2014	Seattle	3	3
2015	Seattle	2	2
Postseason Totals		12	12

CAREER NFL TRANSACTIONS

- 2010** Selected by Seattle Seahawks in the first round (sixth overall) of NFL Draft, April 22...Signed rookie contract, Aug. 6.
- 2011** Placed on Reserve/Injured (pectoral), Dec. 6.
- 2013** Placed on Reserve/Injured; Designated for Return (toe), Sept. 20...Activated from Reserve/Injured; Designated for Return, Nov. 16.
- 2016** Signed by Denver Broncos as unrestricted free agent, March 17.
- 2017** Signed by Los Angeles Chargers as unrestricted free agent, March 9.

DENZEL PERRYMAN


LINEBACKER MIAMI

5-11 | 240 LBS | CORAL GABLES, FLA.

DRAFT 2 - 2015

EXPERIENCE: 4TH NFL SEASON

4TH YEAR WITH CHARGERS



52

2018: Started four games at ILB...Recorded 29 tackles (20 solo), a tackle for loss and a pass defended...**vs. Kansas City (Sept. 9):** Appeared on 41 defensive snaps after opening the game at ILB... Finished with five tackles (four solo)...**at Buffalo (Sept. 16):** Tied for a team high with eight tackles (six solo)...Opened at ILB and played 37 snaps on defense...**at Los Angeles Rams (Sept. 23):** Posted nine tackles (six solo) after starting at ILB and playing 59 defensive snaps... **vs. San Francisco (Sept. 30):** Started at ILB for his 30th career start and participated on 47 defensive plays along with two on special teams...Registered seven tackles (four solo) and a pass defended.

2018, LOS ANGELES CHARGERS

Date	Opp.	Res.	Games		Tackles							Interceptions					Fumbles	
			P/S		Tot	So	As	Sk	Yd	TFL		No.	Yd	Lg	TD	PD	FF	FR
09/09	KC	L	1/1		5	4	1	0	0	1		0	0	-	0	0	0	0
09/16	at Buf	W	1/1		8	6	2	0	0	0		0	0	-	0	0	0	0
09/23	at LAR	L	1/1		9	6	3	0	0	0		0	0	-	0	0	0	0
09/30	SF	W	1/1		7	4	3	0	0	0		0	0	-	0	1	0	0
10/07	Oak																	
10/14	at Cle																	
10/21	Ten*																	
11/04	at Sea																	
11/11	at Oak																	
11/18	Den																	
11/25	Ari																	
12/02	at Pit																	
12/09	Cin																	
12/13	at KC																	
12/22-23	Bal																	
12/30	at Den																	
'18 TOTALS			2-2	4/4	29	20	9	0.0	0	1		0	0	-	0	1	0	0

*Game played at Wembley Stadium in London, England.

DENZEL PERRYMAN NFL STATISTICS

Year	Team	GP	GS	- Tackles -					Yds	TFL	- Interceptions -					- Fumbles -			ST Tackles
				Total	Solo	Asst	Sacks				No.	Yds	Lg	TD	PD	FF	FR	Yds	
2015	San Diego	14	9	95	72	23	2.0	23	9		0	0	-	0	0	1	0	0	6
2016	San Diego	12	11	80	54	26	2.0	8	0		1	1	1	0	1	1	0	0	1
2017	Los Angeles Chargers	7	6	51	29	22	0.0	0	2		0	0	-	0	2	0	1	0	0
2018	Los Angeles Chargers	4	4	29	20	9	0.0	0	1		0	0	-	0	1	0	0	0	0
NFL Totals		37	30	255	175	80	4.0	31	12		1	1	-	0	4	2	1	0	7

CAREER REGULAR-SEASON SACKS (4.0)

1.0 Derek Carr | 1.0 Andrew Luck
1.0 Robert Griffin III | 1.0 Alex Smith

CAREER REGULAR-SEASON INTERCEPTIONS (1)

1 Matt Ryan

CAREER NFL TRANSACTIONS

2015 Selected by San Diego Chargers in the third round (153rd overall) of NFL Draft, May 1...Signed rookie contract, May 13.

SINGLE-GAME CAREER HIGHS

REGULAR SEASON

Tackles... 15 (twice) – Last: Dec. 24, 2015 at Oakland
Sacks... 1.0 (four times) – Last: Dec. 24, 2016 at Cleveland
Interceptions... 1 – Oct. 23, 2016 at Atlanta

ADRIAN PHILLIPS

SAFETY

TEXAS

5-11 | 210 LBS | GARLAND, TEXAS

FREE AGENT - 2014

EXPERIENCE: 4TH NFL SEASON

5TH YEAR WITH CHARGERS



31

2018: Appeared in four games, posting five tackles (four solo) and a tackle for loss...Posted an INT, the fifth of his career, and two passes defended...Added four tackles on special teams...**vs. Kansas City (Sept. 9):** Finished with a solo stop, appearing on 11 defensive snaps and 21 on special teams...**at Buffalo (Sept. 16):** Saw action on 27 plays on defense and 20 on special teams...Posted two solo stops and broke up two passes...Posted an INT in the third quarter by jumping a pass intended for RB Marcus Murphy after DE Melvin Ingram III pressured QB Josh Allen...Led the team with three special teams tackles...**at Los Angeles Rams (Sept. 23):** Posted a solo tackle and registered a special teams tackle...Saw time on 16 defensive plays and 20 on special teams...**vs. San Francisco (Sept. 30):** Assisted on a tackle... Played 14 snaps on defense and 23 on special teams, participating in the 45th game of his career.

2018, LOS ANGELES CHARGERS

Games				Tackles							Interceptions					Fumbles		
Date	Opp.	Res.	P/S	Tot	So	As	Sk	Yd	TFL	No.	Yd	Lg	TD	PD	FF	FR		
09/09	KC	L	1/0	1	1	0	0	0	1	0	0	-	0	0	0	0		
09/16	at Buf	W	1/0	2	2	0	0	0	0	1	0	0	0	2	0	0		
09/23	at LAR	L	1/0	1	1	0	0	0	0	0	0	-	0	0	0	0		
09/30	SF	W	1/0	1	0	1	0	0	0	0	0	-	0	0	0	0		
10/07	Oak																	
10/14	at Cle																	
10/21	Ten*																	
11/04	at Sea																	
11/11	at Oak																	
11/18	Den																	
11/25	Ari																	
12/02	at Pit																	
12/09	Cin																	
12/13	at KC																	
12/22-23	Bal																	
12/30	at Den																	
'18 TOTALS				2-2	4/0	5	4	1	0.0	0	1	1	0	0	0	2	0	0
*Game played at Wembley Stadium in London, England.																		

*Game played at Wembley Stadium in London, England.

ADRIAN PHILLIPS NFL STATISTICS

Year	Team	GP	GS	- Tackles -						- Interceptions -					- Fumbles -			
				Total	Solo	Asst	Sacks	Yds	TFL	No.	Yds	Lg	TD	PD	FF	FR	Yds	ST Tackles
2014	San Diego	3	0	1	0	1	0.0	0	0	0	0	-	0	1	0	0	0	0
2015	San Diego	9	2	19	14	5	0.0	0	1	1	39	39	0	1	0	0	0	3
2016	San Diego	14	6	40	27	13	0.0	0	0	1	22	22	0	3	0	0	0	3
2017	Los Angeles Chargers	15	4	60	50	10	0.0	0	1	2	13	9	0	6	1	0	0	6
2018	Los Angeles Chargers	4	0	5	4	1	0.0	0	1	1	0	0	0	2	0	0	0	4
NFL Totals		45	12	125	95	30	0.0	0	3	5	74	39	0	13	1	0	0	16

CAREER NFL TRANSACTIONS

- 2014** Signed by San Diego Chargers as undrafted free agent, June 16...Waived by Chargers, Aug. 30...Signed by Chargers to practice squad, Aug. 31...Released by Chargers from practice squad, Sept. 23...Signed by Chargers to practice squad, Sept. 29...Released by Chargers from practice squad, Oct. 1...Signed by Chargers to practice squad, Oct. 7...Signed to active roster, Nov. 1...Waived by Chargers, Nov. 3...Signed by Chargers to practice squad, Nov. 5...Signed to active roster, Nov. 15...Waived by Chargers, Nov. 30...Signed by Chargers to practice squad, Dec. 2...Re-signed by Chargers as free agent, Dec. 29.
- 2015** Waived by Chargers, Sept. 5...Signed by Chargers to practice squad, Sept. 6...Signed to active roster, Sept. 19...Waived by Chargers, Oct. 12...Signed by Chargers to practice squad, Oct. 14...Signed to active roster, Oct. 20...Waived by Chargers, Dec. 9...Signed by Chargers to practice squad, Dec. 11...Signed to active roster, Dec. 16.
- 2017** Re-signed by Los Angeles Chargers as exclusive rights free agent, March 22.
- 2018** Re-signed by Chargers as restricted free agent, March 14.

CAREER REGULAR-SEASON INTERCEPTIONS (5)

1 Josh Allen	1 Brock Osweiler
1 Drew Brees	1 Trevor Siemian
1 DeShone Kizer		

SINGLE-GAME CAREER HIGHS

REGULAR SEASON

Tackles..... 12 – Oct. 29, 2017 at New England
Interceptions..... 1 (five times) – Last: Sept. 16, 2018 at Buffalo

DARIUS PHILON

DEFENSIVE TACKLE ARKANSAS

6-1 | 300 LBS | MOBILE, ALA.

DRAFT 6 - 2015

EXPERIENCE: 4TH NFL SEASON

4TH YEAR WITH CHARGERS



93

2018: Opened four contests at DT...Registered 14 tackles (nine solo) and two tackles for loss...**vs. Kansas City (Sept. 9):** Opened the game at DT for the seventh start of his career...Appeared on 35 defensive plays and six on special teams...Finished the game with five tackles (two solo) and a tackle for loss...**at Buffalo (Sept. 16):** Assisted on a tackle after starting at DT and playing 36 defensive snaps...Added four plays on special teams...**at Los Angeles Rams (Sept. 23):** Posted a season-high six tackles (five solo) and a tackle for loss...Started at DT, playing 54 snaps on defense and six on special teams...**vs. San Francisco (Sept. 30):** Posted two solo stops while appearing on 45 defensive plays after starting at DT...Provided a block on CB Trevor Williams' 86-yard INT return in the third quarter...Contributed on five special teams snaps.

2018, LOS ANGELES CHARGERS

Games				Tackles						Interceptions						Fumbles	
Date	Opp.	Res.	P/S	Tot	So	As	Sk	Yd	TFL	No.	Yd	Lg	TD	PD	FF	FR	
09/09		KC	L 1/1	5	2	3	0	0	1	0	0	-	0	0	0	0	
09/16	at Buf	W	1/1	1	0	1	0	0	0	0	0	-	0	0	0	0	
09/23	at LAR	L	1/1	6	5	1	0	0	1	0	0	-	0	0	0	0	
09/30	SF	W	1/1	2	2	0	0	0	0	0	0	-	0	0	0	0	
10/07	Oak																
10/14	at Cle																
10/21	Ten*																
11/04	at Sea																
11/11	at Oak																
11/18	Den																
11/25	Ari																
12/02	at Pit																
12/09	Cin																
12/13	at KC																
12/22-23	Bal																
12/30	at Den																
'18 TOTALS				2-2	4/4	14	9	5	0	0	2	0	0	-	0	0	

*Game played at Wembley Stadium in London, England.

DARIUS PHILON NFL STATISTICS

Year	Team	GP	GS	- Tackles -						- Interceptions -					- Fumbles -			ST Tackles
				Total	Solo	Asst	Sacks	Yds	TFL	No.	Yds	Lg	TD	PD	FF	FR	Yds	
2015	San Diego	8	0	7	6	1	0.0	0	2	0	0	-	0	1	0	0	0	0
2016	San Diego	14	2	16	8	8	1.0	0	2	0	0	-	0	0	0	0	0	0
2017	Los Angeles Chargers	16	4	48	28	20	4.5	26	8.5	0	0	-	0	1	1	0	0	0
2018	Los Angeles Chargers	4	4	14	9	5	0.0	0	2	0	0	-	0	0	0	0	0	0
NFL Totals		42	10	85	51	34	5.5	26	14.5	0	0	-	0	2	1	0	0	0

CAREER REGULAR-SEASON SACKS (5.5)

1.0	Tom Brady	1.0	Eli Manning
1.0	Robert Griffin III	1.0	Carson Wentz
1.0	DeShone Kizer	0.5	Derek Carr

CAREER NFL TRANSACTIONS

2015 Selected by San Diego Chargers in the sixth round (192nd overall) of NFL Draft, May 2...Signed rookie contract, May 13...Placed on Reserve/Injured; Designated for Return (hip), Oct. 17...Activated from Reserve/Injured; Designated for Return, Dec. 12.

SINGLE-GAME CAREER HIGHS

REGULAR SEASON

Tackles..... 7 – Dec. 31, 2017 vs. Oakland
Sacks..... 1.0 (five times) – Last: Dec. 3, 2017 vs. Cleveland

MIKE POUNCEY

CENTER

FLORIDA

6-5 | 298 LBS | ARDMORE, OKLA.

FREE AGENT - 2018

EXPERIENCE: 8TH NFL SEASON

1ST YEAR WITH CHARGERS



53

2018: Started all four games at C...Part of a line that protected QB Philip Rivers to pass Hall of Fame QB Fran Tarkenton for the sixth-most career TD passes in history, Hall of Fame QB John Elway for the eighth-most passing yards in league annals and Hall of Fame QB Terry Bradshaw for the 12th-most regular-season victories by a QB...Gave Rivers time to post one game with 400-plus yards, three three-TD contests and post a passer rating of 100 or higher in three games...Blocked for the NFL's No. 9 offense, posting 403.5 yards-per-game...Contributed on a line that blocked for a rushing attack that posted over 100 yards in each of the first four games...Blocked for RB Melvin Gordon III to become the sixth Charger to reach 3,000 career rushing yards...**vs. Kansas City (Sept. 9):** Started at C and played all 82 snaps on offense...Blocked for the offense to total a Week 1-high 541 net yards, including 123 on the ground...Protected Philip Rivers to throw for 424 yards and three TDs for a 103.7 passer rating...**at Buffalo (Sept. 16):** Opened the game at C, playing all 57 offensive snaps...Kept Philip Rivers upright to complete 85.2 percent of his passes for 256 yards and three TDs (143.2 passer rating)...It marked Rivers' 54th three-TD performance (second of the season) and the fifth-best single-game passer rating of his career (min. 20 attempts)...Paved the way for an offense that rushed for

100-plus yards for the second time in as many weeks...Blocked for RB Austin Ekeler to record a single-game career-high 77 rushing yards and for Melvin Gordon to match a career best with three total TDs (one rushing, two receiving)...Blocked S Jordan Poyer at the line of scrimmage to help spring Gordon free on his 20-yard TD run...**at Los Angeles Rams (Sept. 23):** Protected Philip Rivers to throw for 226 yards and two TDs, registering a 105.7 passer rating...Blocked for an offense that posted a season-high 141 rushing yards on 20 carries (7.1 avg.)...Provided a sealing block for Austin Ekeler to post a game-long 32-yard carry in the third quarter...Appeared on all 52 offensive plays after starting at C...**vs. San Francisco (Sept. 30):** Opened the game at C and played all 68 offensive snaps...Blocked for Melvin Gordon to record his first 100-yard rushing game of the season, finishing with 104 yards...It marked the fourth-straight contest where the offense posted at least 100 rushing yards...Protected Philip Rivers to throw for three TDs.

MIKE POUNCEY NFL GAMES

Year	Team	GP	GS
2011	Miami.....	16	16
2012	Miami.....	16	16
2013	Miami.....	14	14
2014	Miami.....	12	12
2015	Miami.....	14	14
2016	Miami.....	5	5
2017	Miami.....	16	16
2018	Los Angeles Chargers.....	4	4
NFL Totals		97	97

CAREER NFL TRANSACTIONS

- 2011** Selected by Miami Dolphins in the first round (15th overall) of NFL Draft, April 28...Signed rookie contract, July 30.
- 2014** Had fifth-year team option exercised on rookie contract by Dolphins, April 29.
- 2015** Signed contract extension, April 13.
- 2016** Placed on Reserve/Injured (hip), Dec. 13.
- 2018** Released by Dolphins, March 15...Signed by Los Angeles Chargers as free agent, March 19.

SCOTT QUESSENBERRY


CENTER/GUARD WESTERN KENTUCKY

6-4 | 310 LBS | LA COSTA, CALIF.

DRAFT 5 - 2018

EXPERIENCE: ROOKIE

1ST YEAR WITH CHARGERS



61

2018: Contributed on special teams in three games and was inactive for another...**vs. Kansas City (Sept. 9):** Inactive (healthy scratch)...**at Buffalo (Sept. 16):** Made his NFL debut, appearing on five special teams plays...**at Los Angeles Rams (Sept. 23):** Saw action on four special teams snaps...**vs. San Francisco (Sept. 30):** Appeared on a career-high six special teams plays.

SCOTT QUESSENBERRY NFL GAMES

Year	Team	GP	GS
2018	Los Angeles Chargers.....	3	0

CAREER NFL TRANSACTIONS

2017 Selected by Los Angeles Chargers in the fifth round (155th overall) of NFL Draft, April 28...Signed rookie contract, May 11.

PHILIP RIVERS

QUARTERBACK TEXAS A&M

6-5 | 228 LBS | DECATUR, ALA.

TRADE (N.Y. GIANTS) - 2004

EXPERIENCE: 15TH NFL SEASON

15TH YEAR WITH CHARGERS



17

2018: Opened all four games at QB to extend his team-record streak of consecutive regular-season starts to 196, the longest active streak in the NFL...Appeared in the 200th game of his career...Completed 100 passes on 147 attempts (68.0 pct.) for 1,156 yards and 11 TDs with two INTs (110.8 passer rating)...Led the team to two wins, bringing his career regular-season total to 108 victories to pass Hall of Fame QB Terry Bradshaw for 12th all-time...Orchestrated the 25th fourth quarter comeback of his career...Broke a tie with Hall of Fame QB Fran Tarkenton (342) for sole possession of sixth on the all-time TD passes list, increasing his career total to 353 TDs...Surpassed Hall of Fame QB John Elway (51,475) for No. 8 on the NFL's career passing yards list...Topped for 400 yards once to bring his career total to 10 performances of 400-plus passing yards...Eclipsed 300-plus yards in a game, giving him 58 career 300-yard games...Posted three games with three passing TDs, bringing his career total to 55 games with three-plus TD passes...Registered a passer rating above 100.0 in three games...His 11 TD passes through four games tie for the most in the first four games of a season for his career (2013)...**vs. Kansas City (Sept. 9):** Started at QB in the season opener for the 13th-straight season, extending his regular-season game starts streak to 193 games...Completed 34 passes on 51 attempts (66.7 pct.) for 424 yards and three TDs with an INT (103.7 passer rating)...Found RB Austin Ekeler in the second quarter for a 13-yard TD for career TD pass No. 343 to break a tie with Fran Tarkenton (342) for sole possession of sixth all-time...The 424 yards were his most in a Week 1 game and his sixth-best single-game output of his career...His performance brought him to 10 400-yard games, 58 300-yard contests and 53 three-TD games...On the first score, stood tall in the pocket despite pressure to launch a pass over LB Anthony Hitchens to Ekeler in the front, left corner of the end zone...In the fourth quarter, extended a scoring drive on third-and-five by perfectly placing a ball to WR Mike Williams on a seam-route for a 25-yard gain...Five plays later, floated a ball to WR Keenan Allen in the front, right corner of the end zone for his second TD pass of the day after Allen pulled a double-move to get by CB Orlando Scandrick...After buying time by rolling to his right, fired his third TD pass of the day on a four-yard strike to WR Tyrell Williams in the back, right corner of the end zone...**at Buffalo (Sept. 16):** Started at QB to extend his regular-season streak to 194 games...Led the Bolts to a win, giving him 107 career regular-season victories to tie Terry Bradshaw for 12th all-time...Completed 23 passes on 27 attempts (85.2 pct.) for 256 yards and three TDs for a 143.2 passer rating, marking the fifth-best single-game passer rating of his career (min. 20 attempts)...The three TDs came in the first half, his seventh time of his career...The scores marked his second three-TD game of the season and the 54th of his career...Threw for 178 yards and the three scores in the first half on 15-of-16 passing (93.8 pct.) for a 152.6 passer rating, including posting completions on his first seven attempts of the game for 96 yards and two TDs (perfect 158.3 passer rating)...Found WR Mike Williams for the first TD catch of his career on a seam-route in the first quarter, stepping up in the pocket and standing tall despite pressure...Perfectly placed a ball to Mike Williams later in the first quarter in the soft spot of the zone defense to move the chains on third-and-12...On his second TD pass, ran a play-action pass with RB Melvin Gordon III before finding Gordon open in space in the right flat for a nine-yard

2018, LOS ANGELES CHARGERS

Date	Opp.	Res.	Games P/S	Att	Cmp	Pct.	Yards	Passing TD	Int	Lg	Sk	Rating
09/09	KC	L	1/1	51	34	66.7	424	3	1	30	1	103.7
09/16	at Buf	W	1/1	27	23	85.2	256	3	0	25	2	143.2
09/23	at LAR	L	1/1	30	18	60.0	226	2	0	42t	1	105.7
09/30	SF	W	1/1	39	25	64.1	250	3	1	24	1	97.2
10/07	Oak											
10/14	at Cle											
10/21	Ten*											
11/04	at Sea											
11/11	at Oak											
11/18	Den											
11/25	Ari											
12/02	at Pit											
12/09	Cin											
12/13	at KC											
12/22-23	Bal											
12/30	at Den											
'18 TOTALS			2-2 4/4	147	100	68.0	1,156	11	2	42t	5	110.8

*Game played at Wembley Stadium in London, England.

score...Found Gordon later in the second quarter for his third TD pass of the day, hitting the RB on a swing pass on third-and-goal despite tight coverage by LB Matt Milano...**at Los Angeles Rams (Sept. 23):** Extended his regular-season start streak to 195 games...Threw for 226 yards and two TDs on 18-of-30 passing (60.0 pct.) for a 105.7 passer rating, marking his third-straight game with a rating above 100 to open the season...The two scores brought him to 350 career TD passes...Held on a PAT...Threw his first TD to Mike Williams over the top of CBs Marcus Peters and Aqib Talib for 42 yards after running play-action with Melvin Gordon...Found Mike Williams again in the third quarter on a flag-route for a 20-yard score on fourth-and-two...In the second quarter, side-stepped the pass rush to find TE Antonio Gates for a 27-yard gain on third-and-four...Three plays later, stood tall in the pocket and floated a pass to Keenan Allen down the left sideline on third-and-17 for 25 yards with CB Sam Shields and S Lamaricus Joyner in tight coverage...**vs. San Francisco (Sept. 30):** Appeared in career game No. 200, starting at QB to extend his team-record streak to 196-consecutive games...Completed 25 passes on 39 attempts (64.1 pct.) for 250 yards and three TDs with an INT (97.2 passer rating), marking his third three-TD performance of the season...Bounced back from an early INT to lead the Bolts to a come-from-behind victory in the fourth quarter, marking his 25th career fourth quarter comeback win and the 108th regular-season win of his career for sole possession of No. 12 in NFL history, breaking a tie with Terry Bradshaw...Passed John Elway (51,475) for No. 8 on the all-time passing yardage list...Found Gates wide open in the back, right corner of the end zone in the first quarter after LB Reuben Foster and CB Ahkello Witherspoon bit on an underneath route by Melvin Gordon...The score marked the 88th TD between them and, at 38 years, 104 days, made Gates the oldest TE in NFL history to catch a TD pass...Threw his second TD on a 22-yard pass to Austin Ekeler in the second quarter, floating the ball down the right sideline to Ekeler, who was defended in single-man coverage by LB Fred Warner...That TD made Ekeler the first undrafted RB with five-plus TD catches in his first two seasons since 1966...Registered the third score in the third quarter, finding Gordon open in the right flat for a six-yard score.

PHILIP RIVERS NFL STATISTICS

Year	Team	GP	GS	- Passing -										- Rushing -					
				Att	Cmp	Pct.	Yards	Y/A	TD	Int	Lg	Sk	Lost	Rating	Att	Yds	Avg.	Lg	TD
2004	San Diego	2	0	8	5	62.5	33	4.1	1	0	13t	1	10	110.9	4	-5	-1.3	-1	0
2005	San Diego	2	0	22	12	54.5	115	5.2	0	1	22	3	16	50.4	1	-1	-1.0	-1	0
2006	San Diego	16	16	460	284	61.7	3,388	7.4	22	9	57t	27	144	92.0	48	49	1.0	15	0
2007	San Diego	16	16	460	277	60.2	3,152	6.9	21	15	49t	22	163	82.4	29	33	1.1	10	1
2008	San Diego	16	16	478	312	65.3	4,009	8.4	34	11	67	25	151	105.5	31	84	2.7	11	0
2009	San Diego	16	16	486	317	65.2	4,254	8.8	28	9	81t	25	167	104.4	26	50	1.9	15	1
2010	San Diego	16	16	541	357	66.0	4,710	8.7	30	13	59t	38	227	101.8	29	52	1.8	14	0
2011	San Diego	16	16	582	366	62.9	4,624	7.9	27	20	58	30	198	88.7	26	36	1.4	15	1
2012	San Diego	16	16	527	338	64.1	3,606	6.8	26	15	80t	49	311	88.6	24	40	1.5	11	0
2013	San Diego	16	16	544	378	69.5	4,478	8.2	32	11	60t	30	150	105.5	27	72	2.6	18	0
2014	San Diego	16	16	570	379	66.5	4,286	7.5	31	18	59	36	189	93.8	37	102	2.8	17	0
2015	San Diego	16	16	661	437	66.1	4,792	7.2	29	13	80t	40	264	93.8	17	28	1.6	8	0
2016	San Diego	16	16	578	349	60.4	4,386	7.6	33	21	59	36	188	87.9	14	35	2.5	10	0
2017	Los Angeles Chargers	16	16	575	360	62.6	4,515	7.9	28	10	75t	18	120	96.0	18	-2	-0.1	8	0
2018	Los Angeles Chargers	4	4	147	100	68.0	1,156	7.9	11	2	42t	5	34	110.8	7	2	0.3	7	0
NFL Totals		200	196	6,639	4,271	64.3	51,504	7.8	353	168	81t	385	2,332	95.2	342	575	1.7	18	3
POSTSEASON																			
Year	Team	GP	GS	Att	Cmp	Pct.	Yards	Y/A	TD	Int	Lg	Sk	Lost	Rating	No.	Yds	Avg.	Lg	TD
2006	San Diego	1	1	32	14	43.8	230	7.2	0	1	58	3	26	55.5	3	3	1.0	2	0
2007	San Diego	3	3	86	52	60.5	767	8.9	4	4	56t	2	14	85.8	4	-2	-0.5	1	0
2008	San Diego	2	2	71	41	57.7	525	7.4	3	2	62t	8	60	83.4	2	13	6.5	12	0
2009	San Diego	1	1	40	27	67.5	298	7.5	1	2	37	2	15	76.9	3	4	1.3	3	1
2013	San Diego	2	2	43	30	69.8	345	8.0	3	0	49	5	29	116.9	5	14	2.8	6	0
NFL Totals		9	9	272	164	60.3	2,165	8.0	11	9	62t	20	144	85.2	17	32	1.9	12	1

CAREER NFL TRANSACTIONS

2004	Selected by New York Giants in the first round (fourth overall) of NFL Draft, April 24...Traded by Giants along with the Giants' third-round selection as well as first and fifth-round selections in the 2005 NFL Draft to San Diego Chargers for QB Eli Manning, April 24...Signed rookie contract, Aug. 23.
2009	Signed contract extension, Aug. 24.
2015	Signed contract extension, Aug. 15.

SINGLE-GAME CAREER HIGHS

REGULAR SEASON

Passing Attempts	65 – Oct. 18, 2015 at Green Bay
Completions	43 – Oct. 18, 2015 at Green Bay
Completion Percentage (min. 20 att.)	90.0 – Nov. 1, 2012 vs. Kansas City
Passing Yards	503 – Oct. 18, 2015 at Green Bay
Longest Pass	81t – Sept. 20, 2009 vs. Baltimore
Passing Touchdowns	4 (nine times) – Last: Oct. 9, 2016 at Oakland
Interceptions	4 (twice) – Last: Nov. 13, 2016 vs. Miami
Passer Rating (min. 20 att.)	150.5 – Dec. 16, 2010 vs. San Francisco

POSTSEASON

Passing Attempts	40 – Jan. 17, 2010 vs. N.Y. Jets
Completions	27 – Jan. 17, 2010 vs. N.Y. Jets
Completion Percentage (min. 20 att.)	67.5 – Jan. 17, 2010 vs. N.Y. Jets
Passing Yards	308 – Jan. 11, 2009 at Pittsburgh
Longest Pass	62t – Jan. 11, 2009 at Pittsburgh
Passing Touchdowns	3 (twice) – Last: Jan. 11, 2009 at Pittsburgh
Interceptions	2 (twice) – Last: Jan. 17, 2010 vs. N.Y. Jets
Passer Rating (min. 20 att.)	115.8 – Jan. 12, 2014 at Denver

ISAAC ROCHELL

DEFENSIVE END BRIGHAM YOUNG

6-4 | 280 LBS | McDONOUGH, GA.

DRAFT 7 - 2017

EXPERIENCE: 1ST NFL SEASON

2ND YEAR WITH CHARGERS



98

2018: Appeared in all four games with three starts, the first of his career...Recorded 15 tackles (nine solo)...Posted his first pass defended on the first INT of his career, returning the pick four yards...**vs. Kansas City (Sept. 9):** Made the first start of his career at DE... Appeared on 51 defensive plays and 10 on special teams...Posted four tackles (two solo)...**at Buffalo (Sept. 16):** Posted a career-high six tackles (five solo) on 40 defensive snaps...Opened the game at DE and added nine plays on special teams...**at Los Angeles Rams (Sept. 23):** Started at DE, playing 56 snaps on defense and 10 on special teams... Finished with five tackles (two solo)...**vs. San Francisco (Sept. 30):** Saw action on 27 defensive snaps and 16 on special teams...In the fourth quarter, registered the first INT of his career, returning it four yards...On the play, picked off an errant pass that was forced by S Derwin James hitting QB C.J. Beathard as he threw.

2018, LOS ANGELES CHARGERS

Date	Opp.	Res.	Games P/S	Tackles						Interceptions					Fumbles	
				Tot	So	As	Sk	Yd	TFL	No.	Yd	Lg	TD	PD	FF	FR
09/09	KC	L	1/1	4	2	2	0	0	0	0	0	-	0	0	0	0
09/16	at Buf	W	1/1	6	5	1	0	0	0	0	0	-	0	0	0	0
09/23	at LAR	L	1/1	5	2	3	0	0	0	0	0	-	0	0	0	0
09/30	SF	W	1/0	0	0	0	0	0	0	1	4	4	0	1	0	0
10/07	Oak															
10/14	at Cle															
10/21	Ten*															
11/04	at Sea															
11/11	at Oak															
11/18	Den															
11/25	Ari															
12/02	at Pit															
12/09	Cin															
12/13	at KC															
12/22-23	Bal															
12/30	at Den															
'18 TOTALS				15	9	6	0.0	0	0	1	4	4	0	1	0	0

*Game played at Wembley Stadium in London, England.

ISAAC ROCHELL NFL STATISTICS

Year	Team	GP	GS	- Tackles -					Yds	TFL	- Interceptions -					- Fumbles -				ST Tackles
				Total	Solo	Asst	Sacks				No.	Yds	Lg	TD	PD	FF	FR	Yds		
2017	Los Angeles Chargers	3	0	5	4	1	1.0	4	2	0	0	-	0	0	0	0	0	0		0
2018	Los Angeles Chargers	4	3	15	9	6	0.0	0	0	1	4	4	0	1	0	0	0	0		0
NFL Totals		7	3	20	13	7	1.0	4	2	1	4	4	0	1	0	0	0	0		0

CAREER REGULAR-SEASON SACKS (1.0)

1.0 Bryce Petty

CAREER REGULAR-SEASON INTERCEPTIONS (1)

1 C.J. Beathard

CAREER NFL TRANSACTIONS

2017 Selected by Los Angeles Chargers in the seventh round (225th overall) of NFL Draft, April 29...Signed rookie contract, May 11...Waived by Chargers, Sept. 13...Signed by Chargers to practice squad, Sept. 14...Signed to active roster, Dec. 12.

SINGLE-GAME CAREER HIGHS

REGULAR SEASON

Tackles..... 6 – Sept. 16, 2018 at Buffalo
Sacks..... 1.0 – Dec. 24, 2017 at N.Y. Jets
Interceptions... 1 – Sept. 30, 2018 vs. San Francisco

MICHAEL SCHOFIELD III

GUARD/TACKLE OKLAHOMA STATE

6-6 | 301 LBS | ORLAND PARK, ILL.

WAIVERS (DENVER) - 2017

EXPERIENCE: 5TH NFL SEASON

2ND YEAR WITH CHARGERS



2018: Started all four games at RG...Part of a line that protected QB Philip Rivers to pass Hall of Fame QB Fran Tarkenton for the sixth-most career TD passes in history, Hall of Fame QB John Elway for the eighth-most passing yards in league annals and Hall of Fame QB Terry Bradshaw for the 12th-most regular-season victories by a QB... Gave Rivers time to post one game with 400-plus yards, three three-TD contests and post a passer rating of 100 or higher in three games... Blocked for the NFL's No. 9 offense, posting 403.5 yards-per-game... Contributed on a line that blocked for a rushing attack that posted over 100 yards in each of the first four games... Blocked for RB Melvin Gordon III to become the sixth Charger to reach 3,000 career rushing yards... Appeared on 19 special teams plays... **vs. Kansas City (Sept. 9):** Started at RG and played all 82 snaps on offense... Blocked for the offense to total a Week 1-high 541 net yards, including 123 on the ground... Protected Philip Rivers to throw for 424 yards and three TDs for a 103.7 passer rating... **at Buffalo (Sept. 16):** Opened the game at RG, playing all 57 offensive snaps... Kept Philip Rivers upright to complete 85.2 percent of his passes for 256 yards and three TDs (143.2 passer rating)... It marked Rivers' 54th three-TD performance (second of the season) and the fifth-best single-game passer rating of his

career (min. 20 attempts)... Paved the way for an offense that rushed for 100-plus yards for the second time in as many weeks... Blocked for RB Austin Ekeler to record a single-game career-high 77 rushing yards and for Melvin Gordon to match a career best with three total TDs (one rushing, two receiving)... **at Los Angeles Rams (Sept. 23):** Protected Philip Rivers to throw for 226 yards and two TDs, registering a 105.7 passer rating... Blocked for an offense that posted a season-high 141 rushing yards on 20 carries (7.1 avg.)... Provided a sealing block for Austin Ekeler to post a game-long 32-yard carry in the third quarter... Appeared on all 52 offensive plays after starting at RG... **vs. San Francisco (Sept. 30):** Opened the game at RG and played all 68 offensive snaps... Blocked for Melvin Gordon to record his first 100-yard rushing game of the season, finishing with 104 yards... It marked the fourth-straight contest where the offense posted at least 100 rushing yards... Protected Philip Rivers to throw for three TDs.

MICHAEL SCHOFIELD III NFL GAMES

Year	Team	GP	GS
2014	Denver	0	0
2015	Denver	13	13
2016	Denver	16	16
2017	Los Angeles Chargers	15	5
2018	Los Angeles Chargers	4	4
NFL Totals		48	38

POSTSEASON

Year	Team	GP	GS
2015	Denver	3	3

Inactive for Broncos' 16 regular-season games in 2014.

Inactive for Broncos' two games during 2014 postseason.

CAREER NFL TRANSACTIONS

- 2014** Selected by Denver Broncos in the third round (95th overall) of NFL Draft, May 9... Signed rookie contract, June 3.
- 2017** Waived by Broncos, Sept. 2... Claimed off waivers by Los Angeles Chargers, Sept. 3.
- 2018** Re-signed by Chargers as unrestricted free agent, March 14.

TRENT SCOTT

TACKLE GRAMBLING STATE

6-5 | 320 LBS | HUNTSVILLE, ALA.

FREE AGENT - 2018

EXPERIENCE: ROOKIE

1ST YEAR WITH CHARGERS



68

2018: Appeared in two games and dressed, but did not participate in another after being promoted to the active roster...Part of a line that protected QB Philip Rivers to pass Hall of Fame QB John Elway for the eighth-most passing yards in league annals and Hall of Fame QB Terry Bradshaw for the 12th-most regular-season victories by a QB...Blocked for RB Melvin Gordon III to become the sixth Charger to reach 3,000 career rushing yards...**at Buffalo (Sept. 16):** Was part of the 46-man active roster, but did not participate...**at Los Angeles Rams (Sept. 23):** Made his NFL debut, playing three snaps on offense...**vs. San Francisco (Sept. 30):** Played 35 offensive snaps and six on special teams after replacing T Russell Okung, who had departed with a groin injury...Was part of a line to block for the offense to post its fourth-straight contest with at least 100 rushing yards.

TRENT SCOTT NFL GAMES

Year	Team	GP	GS
2018	Los Angeles Chargers	2	0

CAREER NFL TRANSACTIONS

2018 Signed by Los Angeles Chargers as undrafted free agent, May 11...Waived by Chargers, Sept. 1...Signed by Chargers to practice squad, Sept. 2...Signed to active roster, Sept. 15.

GENO SMITH

QUARTERBACK WEST VIRGINIA

6-3 | 221 LBS | LAKEMONT, GA.

UFA (N.Y. GIANTS) - 2018

EXPERIENCE: 6TH NFL SEASON

1ST YEAR WITH CHARGERS



3

2018: Appeared in one game and dressed, but did not play in three others...Took a knee for -1 yards...**vs. Kansas City (Sept. 9):** Dressed as the team's second QB, but did not see any action...**at Buffalo (Sept. 16):** Appeared on an offensive snap to take a knee on the game's final play, registering -1 rushing yards on the play...**at Los Angeles Rams (Sept. 23):** Active as the backup QB, but did not see any action.

2018, LOS ANGELES CHARGERS														
Date	Opp.	Res.	Games		Att	Cmp	Pct.	Passing					Lg	Sk
			P/S					Yards	TD	Int				
09/09	KC	L	0/0					- Did Not Play -						
09/16	at Buf	W	1/0		0	0	-	0	0	0	-	0		
09/23	at LAR	L	0/0					- Did Not Play -						
09/30	SF	W	0/0					- Did Not Play -						
10/07	Oak							- Did Not Play -						
10/14	at Cle													
10/21	Ten*													
11/04	at Sea													
11/11	at Oak													
11/18	Den													
11/25	Ari													
12/02	at Pit													
12/09	Cin													
12/13	at KC													
12/22-23	Bal													
12/30	at Den													
'18 TOTALS			2-2	1/0	0	0	-	0	0	0	-	0	-	-

*Game played at Wembley Stadium in London, England.

GENO SMITH NFL STATISTICS

Year	Team	GP	GS	- Passing -										- Rushing -					
				Att	Cmp	Pct.	Yards	Y/A	TD	Int	Lg	Sk	Lost	Rating	Att	Yds	Avg.	Lg	TD
2013	New York Jets	16	16	443	247	55.8	3,046	6.9	12	21	69t	43	315	66.5	72	366	5.1	32	6
2014	New York Jets	14	13	367	219	59.7	2,525	6.9	13	13	74t	28	175	77.5	59	238	4.0	18	1
2015	New York Jets	1	0	42	27	64.3	265	6.3	2	1	28	3	19	87.9	2	34	17.0	29	0
2016	New York Jets	2	1	14	8	57.1	126	9.0	1	1	69t	3	19	81.3	2	9	4.5	7	0
2017	New York Giants	2	1	36	21	58.3	212	5.9	1	0	47	3	12	84.5	4	12	3.0	10	0
2018	Los Angeles Chargers	1	0	0	0	-	0	-	0	0	-	0	0	-	1	-1	-1.0	-1	0
NFL Totals		36	31	902	522	57.9	6,174	6.8	29	36	74t	80	540	72.9	140	658	4.7	32	7

CAREER NFL TRANSACTIONS

2013 Selected by New York Jets in the second round (39th overall) of NFL Draft, April 26...Signed rookie contract, July 22.
2016 Placed on Reserve/Injured (knee), Oct. 26.
2017 Signed by New York Giants as unrestricted free agent, March 20.
2018 Signed Los Angeles Chargers as unrestricted free agent, April 1.

SINGLE-GAME CAREER HIGHS

REGULAR SEASON

Passing Attempts 43 (twice) - Last: Oct. 12, 2014 vs. Denver
Completions ... 27 - Nov. 1, 2015 at Oakland
Completion Percentage (min. 20 att.) 82.1 - Sept. 7, 2014 vs. Oakland
Passing Yards ... 358 - Dec. 28, 2014 at Miami
Longest Pass ... 74t - Dec. 28, 2014 at Miami
Passing Touchdowns 3 (twice) - Last: Dec. 28, 2014 at Miami
Interceptions 3 (three times) - Last: Oct. 26, 2014 vs. Buffalo
Passer Rating (min. 20 att.) 158.3 - Dec. 28, 2014 at Miami

DAMION SQUARE

NOSE TACKLE CENTRAL MICHIGAN

6-2 | 293 LBS | HOUSTON, TEXAS

WAIVERS (KC) - 2017

EXPERIENCE: 6TH NFL SEASON

5TH YEAR WITH CHARGERS



71

2018: Played in four games with one start at DE, recording 11 tackles (four solo) and two passes defended...Posted a half-sack and 1.5 tackles for loss on the year...**vs. Kansas City (Sept. 9):** Saw action on 24 defensive snaps and six on special teams...Finished the contest with three tackles (one solo) and a pass defended...Broke up the pass by batting down the ball at the line of scrimmage...**at Buffalo (Sept. 16):** Split a sack with DE Melvin Ingram III to record the half-sack for 5.5 yards when both players beat their blockers and met in the backfield to bring Allen down for an 11-yard loss...Appeared on 24 plays on defense and four on special teams...**at Los Angeles Rams (Sept. 23):** Assisted on three tackles while seeing action on 27 defensive plays and six on special teams...**vs. San Francisco (Sept. 30):** Registered his first start of the season at DE, playing 35 defensive snaps and five on special teams...Finished with four tackles (three solo), a tackle for loss and a pass defended...Recorded the tackle for loss in the second quarter when he burst through the offensive line to wrap up RB Matt Breida for a two-yard loss...Forced an incomplete pass early in the second half when he came untouched on a blitz and hit QB C.J. Beathard, forcing an overthrown pass.

2018, LOS ANGELES CHARGERS

Games				Tackles						Interceptions					Fumbles			
Date	Opp.	Res.	P/S	Tot	So	As	Sk	Yd	TFL	No.	Yd	Lg	TD	PD	FF	FR		
09/09	KC	L	1/0	3	1	2	0	0	0	0	0	-	0	1	0	0		
09/16	at Buf	W	1/0	1	0	1	0.5	5.5	0.5	0	0	-	0	0	0	0		
09/23	at LAR	L	1/0	3	0	3	0	0	0	0	0	-	0	0	0	0		
09/30	SF	W	1/1	4	3	1	0	0	1	0	0	-	0	1	0	0		
10/07	Oak																	
10/14	at Cle																	
10/21	Ten*																	
11/04	at Sea																	
11/11	at Oak																	
11/18	Den																	
11/25	Ari																	
12/02	at Pit																	
12/09	Cin																	
12/13	at KC																	
12/22-23	Bal																	
12/30	at Den																	
'18 TOTALS				2-2	4/1	11	4	7	0.5	5.5	1.5	0	0	-	0	2	0	0
*Game played at Wembley Stadium in London, England.																		

*Game played at Wembley Stadium in London, England.

DAMION SQUARE NFL STATISTICS

Year	Team	GP	GS	- Tackles -					TFL	- Interceptions -					- Fumbles -			ST Tackles
				Total	Solo	Asst	Sacks	Yds		No.	Yds	Lg	TD	PD	FF	FR	Yds	
2013	Philadelphia	10	0	10	3	7	0.0	0	1	0	0	-	0	1	0	0	0	0
2014	Kansas City	0	0	0	0	0	0.0	0	0	0	0	-	0	0	0	0	0	0
2014	San Diego	0	0	0	0	0	0.0	0	0	0	0	-	0	0	0	0	0	0
2015	San Diego	6	1	6	6	0	0.0	0	0	0	0	-	0	0	0	1	0	0
2016	San Diego	11	7	31	13	18	2.5	16.5	6	0	0	-	0	0	0	0	0	0
2017	Los Angeles Chargers	16	0	45	19	26	0.0	0	1	0	0	-	0	3	0	1	0	0
2018	Los Angeles Chargers	4	1	11	4	7	0.5	5.5	1.5	0	0	-	0	2	0	0	0	0
NFL Totals		47	9	103	45	58	3.0	22	9.5	0	0	-	0	6	0	2	0	0
Year	Team	GP	GS	- Tackles -					TFL	- Interceptions -					- Fumbles -			ST Tackles
				Total	Solo	Asst	Sacks	Yds		No.	Yds	Lg	TD	PD	FF	FR	Yds	
2013	Philadelphia	1	0	1	1	0	0.0	0	0	0	0	-	0	0	0	0	0	0

CAREER NFL TRANSACTIONS

- 2013** Signed by Philadelphia Eagles as undrafted free agent, April 29.
2014 Waived by Eagles, Aug. 30...Claimed off waivers by Kansas City Chiefs, Aug. 31...Waived by Chiefs, Nov. 1...Claimed off waivers by San Diego Chargers, Nov. 3.
2015 Waived by Chargers, Sept. 5...Signed by Chargers to practice squad, Sept. 6...Signed to active roster, Nov. 4.
2016 Re-signed by Chargers as unrestricted free agent, March 11...Placed on Reserve/Suspended by Commissioner, Sept. 3...Suspension lifted and given exempt status by Commissioner, Oct. 3...Activated from exempt status, Oct. 10.
2017 Re-signed by Los Angeles Chargers as unrestricted free agent, March 10.

CAREER REGULAR-SEASON SACKS (3.0)

2.0 Robert Griffin III **0.5** Brock Osweiler
0.5 Josh Allen

SINGLE-GAME CAREER HIGHS

REGULAR SEASON

Tackles... 7 (twice) – Last: Dec. 24, 2016 at Cleveland
Sacks 2.0 – Dec. 24, 2016 at Cleveland

POSTSEASON

Tackles 1 – Jan. 4, 2014 vs. New Orleans

CALEB STURGIS

KICKER

FLORIDA

5-9 | 192 LBS | ST. AUGUSTINE, FLA.

UFA (PHILADELPHIA) - 2018

EXPERIENCE: 6TH NFL SEASON

1ST YEAR WITH CHARGERS



6

2018: Saw action in all four contests on field goals, extra points and kickoffs...Made seven of nine field goal attempts (77.8 pct.) on the year...Converted a season-long field goal of 48 yards...Successfully kicked six extra point attempts...Posted 12 touchbacks on 23 kickoffs...Eclipsed 500 points for his career...**vs. Kansas City (Sept. 9):** Appeared on 10 plays on special teams...Made two field goals on three attempts (66.7 pct.)...On six kickoffs, registered four touchbacks...**at Buffalo (Sept. 16):** Made a 24-yard field goal and all four extra point attempts...Appeared on six kickoffs, posting four touchbacks...Played 10 snaps on special teams...**at Los Angeles Rams (Sept. 23):** Appeared on nine special teams plays...On five kickoffs, record-

ed two touchbacks...Made two extra points and a field goal...**vs. San Francisco (Sept. 30):** Converted three-of-four field goals (75.0 pct.), including a season-long kick of 48 yards...Reached 500 career points...Recorded two touchbacks on six kickoffs...Appeared on 12 plays on special teams.

CALEB STURGIS NFL STATISTICS

Year	Team	GP	- Field Goals -					- PAT -				Block	- Total - Points
			FG	FGA	Pct.	Lg	Blk	XP	XPA	Pct			
2013	Miami.....	16	26	34	76.5	54	1	33	33	100.0	0		111
2014	Miami.....	16	29	37	78.4	53	2	41	41	100.0	0		128
2015	Philadelphia.....	13	18	22	81.8	53	0	35	37	94.6	0		89
2016	Philadelphia.....	16	35	41	85.4	55	1	30	31	96.8	0		135
2017	Philadelphia.....	1	3	3	100.0	50	0	1	2	50.0	0		10
2018	Los Angeles Chargers.....	4	7	9	77.8	48	0	6	9	66.7	0		27
NFL Totals.....		66	118	146	80.8	55	4	146	153	95.4	0		500

CAREER NFL TRANSACTIONS

2013 Selected by Miami Dolphins in the fifth round (166th overall) of NFL Draft, April 27 (compensatory pick)...Signed rookie contract, May 14.

2015 Waived by Dolphins, Sept. 5...Signed by Philadelphia Eagles as free agent, Sept. 29.

2017 Placed on Reserve/Injured (hip), Sept. 12.

2018 Signed by Los Angeles Chargers as unrestricted free agent, March 16.

SAM TEVI

TACKLE

UTAH

6-5 | 315 LBS | EULESS, TEXAS

DRAFT 6 - 2017

EXPERIENCE: 2ND NFL SEASON

2ND YEAR WITH CHARGERS



69

2018: Started three games at RT after playing in relief of T Joe Barksdale in the season opener due to injury...Part of a line that protected QB Philip Rivers to pass Hall of Fame QB Fran Tarkenton for the sixth-most career TD passes in history, Hall of Fame QB John Elway for the eighth-most passing yards in league annals and Hall of Fame QB Terry Bradshaw for the 12th-most regular-season victories by a QB... Gave Rivers time to post one game with 400-plus yards, three three-TD contests and post a passer rating of 100 or higher in three games... Blocked for the NFL's No. 9 offense, posting 403.5 yards-per-game... Contributed on a line that blocked for a rushing attack that posted over 100 yards in each of the first four games...Blocked for RB Melvin Gordon III to become the sixth Charger to reach 3,000 career rushing yards...Appeared on 19 special teams plays...**vs. Kansas City (Sept. 9):** Saw action at RT on 67 snaps after Joe Barksdale departed with a knee injury...Blocked for the offense to total a Week 1-high 541 net yards, including 123 on the ground...Protected Philip Rivers to throw for 424 yards and three TDs for a 103.7 passer rating...**at Buffalo (Sept. 16):** Opened the game at RT, playing all 57 offensive snaps... Kept Philip Rivers upright to complete 85.2 percent of his passes for 256 yards and three TDs (143.2 passer rating)...It marked Rivers'

54th three-TD performance (second of the season) and the fifth-best single-game passer rating of his career (min. 20 attempts)...Paved the way for an offense that rushed for 100-plus yards for the second time in as many weeks...Blocked for RB Austin Ekeler to record a single-game career-high 77 rushing yards and for Melvin Gordon to match a career best with three total TDs (one rushing, two receiving)... **at Los Angeles Rams (Sept. 23):** Protected Philip Rivers to throw for 226 yards and two TDs, registering a 105.7 passer rating...Blocked for an offense that posted a season-high 141 rushing yards on 20 carries (7.1 avg.)...Appeared on all 52 offensive plays after starting at RT... Also saw action at LT...**vs. San Francisco (Sept. 30):** Opened the game at RT and also saw time at LT, playing all 68 offensive snaps... Blocked for Melvin Gordon to record his first 100-yard rushing game of the season, finishing with 104 yards...It marked the fourth-straight contest where the offense posted at least 100 rushing yards...Protected Philip Rivers to throw for three TDs...Provided a key block in the fourth quarter for Gordon to run off tackle to the left for a 34-yard gain to the San Francisco four-yard line.

SAM TEVI NFL GAMES

Year	Team	GP	GS
2017	Los Angeles Chargers	14	1
2018	Los Angeles Chargers	4	3
NFL Totals		18	4

CAREER NFL TRANSACTIONS

2017 Selected by Los Angeles Chargers in the sixth round (190th overall) of NFL Draft, April 29...Signed rookie contract, May 11.

COLE TONER

CENTER/GUARD HARVARD

6-5 | 310 LBS | GREENWOOD, IND.

FREE AGENT - 2017

EXPERIENCE: 2ND NFL SEASON

2ND YEAR WITH CHARGERS



64

2018: Appeared in a game on special teams and was inactive for two others...**vs. Kansas City (Sept. 9):** Made his Chargers debut...Saw action on four plays on special teams...**at Buffalo (Sept. 16):** Inactive (healthy scratch).

COLE TONER NFL GAMES

Year	Team	GP	GS
2016	Arizona.....	2	0
2018	Los Angeles Chargers.....	1	0
NFL Totals.....		3	0

On practice squad for Bengals, Patriots and Chargers in 2017.

CAREER NFL TRANSACTIONS

- 2016** Selected by Arizona Cardinals with the second of two picks in the fifth round (170th overall) of NFL Draft, April 30 (compensatory pick)...Signed rookie contract, May 6.
- 2017** Waived by Cardinals, Sept. 2...Signed by Cincinnati Bengals to practice squad, Sept. 4...Released by Bengals from practice squad, Sept. 29...Signed by New England Patriots to practice squad, Oct. 9...Released by Patriots from practice squad, Oct. 12...Signed by Los Angeles Chargers to practice squad, Nov. 7.
- 2018** Re-signed by Chargers, Jan. 2

DEREK WATT

FULLBACK

WISCONSIN

6-2 | 234 LBS | PEWAUKEE, WIS.

DRAFT 6 - 2016

EXPERIENCE: 3RD NFL SEASON

3RD YEAR WITH CHARGERS



34

2018: Appeared in all four games, posting a one-yard carry...**vs. Kansas City (Sept. 9):** Appeared on 24 special teams plays and seven on offense...Rushed for a one-yard gain to move the chains on third down in the second quarter...Pulled to the right on a play at the end of the first quarter and blocked DB Ron Parker to spring RB Melvin Gordon III free for an 18-yard rush...**at Buffalo (Sept. 16):** Appeared on seven snaps on offense and 16 on special teams...Made a block on LB Ramon Humber to spring Melvin Gordon free for a 20-yard TD in the first quarter...**at Los Angeles Rams (Sept. 23):** Saw limited action with a thumb injury, appearing on eight offensive snaps...Pulled to the left to block LB Ramik Wilson on a 20-yard scoring run by Melvin Gordon...Provided a sealing block for Austin Ekeler to post a game-long 32-yard carry in the third quarter...**vs. San Francisco (Sept. 30):** Appeared on 11 offensive plays, still limited by a thumb injury.

2018, LOS ANGELES CHARGERS

Games				Rushing					Receiving					Total Off.		
Date	Opp.	Res.	P/S	Att	Yds	Avg.	Lg	TD	No.	Yds	Avg.	Lg	TD			
09/09	KC	L	1/0	1	1	1.0	1	0	0	0	-	-	0	1		
09/16	at Buf	W	1/0	0	0	-	-	0	0	0	-	-	0	0		
09/23	at LAR	L	1/0	0	0	-	-	0	0	0	-	-	0	0		
09/30	SF	W	1/0	0	0	-	-	0	0	0	-	-	0	0		
10/07	Oak															
10/14	at Cle															
10/21	Ten*															
11/04	at Sea															
11/11	at Oak															
11/18	Den															
11/25	Ari															
12/02	at Pit															
12/09	Cin															
12/13	at KC															
12/22-23	Bal															
12/30	at Den															
'18 TOTALS				2-2	4/0	1	1	1.0	1	0	0	0	-	-	0	1

*Game played at Wembley Stadium in London, England.

DEREK WATT NFL STATISTICS

Year	Team	GP	GS	- Rushing -					Att	- Receiving -				TD	- Scrimmage -
				No.	Yds	Avg.	Lg	TD		Yds	Avg.	Lg	Yards		
2016	San Diego	16	2	2	4	2.0	2	0	4	83	20.8	53	0	87	
2017	Los Angeles Chargers	16	4	6	24	4.0	17	0	2	35	17.5	23	0	59	
2018	Los Angeles Chargers	4	0	1	1	1.0	1	0	0	0	-	-	0	1	
NFL Totals		36	6	9	29	3.2	17	0	6	118	19.7	53	0	147	

CAREER NFL TRANSACTIONS

2016 Selected by San Diego Chargers in the sixth round (198th overall) of NFL Draft, April 30 (pick acquired from Minnesota for G Jeremiah Sirles)...Signed rookie contract, May 13.

SINGLE-GAME CAREER HIGHS

REGULAR SEASON

Rushing Attempts

2 - Nov. 19, 2017 vs. Buffalo

Rushing Yards

17 - Nov. 19, 2017 vs. Buffalo

Longest Run .. 17 - Nov. 19, 2017 vs. Buffalo

Receptions

1 (six times) - Last: Dec. 24, 2017 at N.Y. Jets

Receiving Yards

53 - Oct. 30, 2016 at Denver

Longest Catch .. 53 - Oct. 30, 2016 at Denver

KYZIR WHITE

LINEBACKER WEST VIRGINIA

6-2 | 218 LBS | MACUNGIE, PA.

DRAFT 4 - 2018

EXPERIENCE: ROOKIE

1ST YEAR WITH CHARGERS



44

2018: Started three games at OLB and was inactive another...Posted 19 tackles (12 solo) and a tackle for loss...Registered an INT and three passes defended...Added a tackle on special teams...**vs. Kansas City (Sept. 9):** Made his NFL debut, starting at OLB and playing 44 snaps on defense...Finished with five tackles (three solo)...Contributed on 10 special teams plays, recording a special teams tackle...**at Buffalo (Sept. 16):** Posted the first INT of his career and returned it nine yards to give the offense possession in the red zone...Finished with five tackles (three solo), the INT and three passes defense...On the pick, undercut a pass to TE Jason Croom in the flat in the third quarter...In the first quarter, nearly had a pick in coverage of Croom in the flat as DE Melvin Ingram III pressured QB Josh Allen...Started the second game of his career at OLB, seeing time on 38 defensive plays and 10 on special teams...**at Los Angeles Rams (Sept. 23):** Opened the third game of his career at OLB, seeing time on 60 plays on defense and 11 on special teams...Finished with career highs in tackles (nine), solo stops (six) and tackles for loss (one)...**vs. San Francisco (Sept. 30):** Inactive (knee).

2018, LOS ANGELES CHARGERS

Date	Opp.	Res.	Games P/S	Tackles						Interceptions					Fumbles	
				Tot	So	As	Sk	Yd	TFL	No.	Yd	Lg	TD	PD	FF	FR
09/09	KC	L	1/1	5	3	2	0	0	0	0	0	0	0	0	0	0
09/16	at Buf	W	1/1	5	3	2	0	0	0	1	9	9	0	3	0	0
09/23	at LAR	L	1/1	9	6	3	0	0	1	0	0	0	0	0	0	0
09/30	SF	W	0/0	- Inactive -												
10/07	Oak															
10/14	at Cle															
10/21	Ten*															
11/04	at Sea															
11/11	at Oak															
11/18	Den															
11/25	Ari															
12/02	at Pit															
12/09	Cin															
12/13	at KC															
12/22-23	Bal															
12/30	at Den															
'18 TOTALS				2-2	3/3	19	12	7	0	0	1	1	9	9	0	3

*Game played at Wembley Stadium in London, England.

KYZIR WHITE NFL STATISTICS

Year	Team	GP	GS	- Tackles -				Yds	TFL	- Interceptions -					- Fumbles -			
				Total	Solo	Asst	Sacks			No.	Yds	Lg	TD	PD	FF	FR	Yds	ST Tackles
2018	Los Angeles Chargers	3	3	19	12	7	0.0	0	1	1	9	9	0	3	0	0	0	1

CAREER REGULAR-SEASON INTERCEPTIONS (1)

1 Josh Allen

CAREER NFL TRANSACTIONS

2018 Selected by Los Angeles Chargers in the fourth round (119th overall) of NFL Draft, April 26...Signed rookie contract, May 11.

SINGLE-GAME CAREER HIGHS

REGULAR SEASON

Tackles 5 - Sept. 9, 2018 vs. Kansas City
Interceptions 1 - Sept. 16, 2018 at Buffalo

MIKE WILLIAMS

WIDE RECEIVER WISCONSIN

6-4 | 220 LBS | SANTEE, S.C.

DRAFT 1 - 2017

EXPERIENCE: 2ND NFL SEASON

2ND YEAR WITH CHARGERS



81

2018: Appeared in four games, starting once as the third WR ... Hauled in 12 passes for 204 yards (17.0 avg.) and three TDs...Became the 37th player to haul in a TD from QB Philip Rivers on his first career score...**vs. Kansas City (Sept. 9):** Appeared on 44 snaps on offense... Registered a single-game career-high 81 receiving yards on five catches (16.2 avg.) with all five receptions moving the chains...Extended a scoring drive in the fourth quarter on third-and-five on a seam-route before spinning out of a tackle and fighting through another for a 25-yard gain...Kept another TD drive alive on second-and-19 by finding the soft spot in the zone in front of two defenders on a dig-route from the left side of the formation for a 23-yard gain...**at Buffalo (Sept. 16):** Opened as the third WR, the second start of his career...Recorded two receptions for 27 yards (13.5 avg.), including a 10-yard TD for the first score of his career...Became the 37th player to catch a TD from Philip Rivers...On the score, ran a seam-route to get inside position on CB Vontae Davis...Later in the first quarter, ran a deep curl to find the soft spot in the zone to move the chains on third-and-12...Appeared on 39 plays on offense...**at Los Angeles Rams (Sept. 23):** Saw time on 35 offensive snaps, bringing in four passes for 81 yards (20.3 avg.) and two TDs, marking the first multi-TD game of his career...Tied his single-game career high in receiving yards...On the first score, ran a go-route and got behind CBs Marcus Peters and Aqib Talib before laying out to make a diving 42-yard grab...Caught his second TD of the day on a flag-route on fourth-and-two, powering through S Lamarcus

2018, LOS ANGELES CHARGERS

Date	Opp.	Res.	Games P/S	Receiving					Rushing					Total Off.
				No.	Yds	Avg.	Lg	TD	Att	Yds	Avg.	Lg	TD	
09/09	KC	L	1/0	5	81	16.2	25	0	0	0	-	-	0	81
09/16	at Buf	W	1/1	2	27	13.5	17	1	0	0	-	-	0	27
09/23	at LAR	L	1/0	4	81	20.3	42t	2	0	0	-	-	0	81
09/30	SF	W	1/0	1	15	15.0	15	0	0	0	-	-	0	15
10/07	Oak													
10/14	at Cle													
10/21	Ten*													
11/04	at Sea													
11/11	at Oak													
11/18	Den													
11/25	Ari													
12/02	at Pit													
12/09	Cin													
12/13	at KC													
12/22-23	Bal													
12/30	at Den													
'18 TOTALS				12	204	17.0	42t	3	0	0	-	-	0	204

*Game played at Wembley Stadium in London, England.

Joyner for the score after corralling the pass at the three-yard line...**vs. San Francisco (Sept. 30):** Registered a 15-yard catch, appearing on 46 offensive plays...Ran a crossing-route in the third quarter, hauling in the 15-yard pass despite tight coverage from DB Greg Mabin.

MIKE WILLIAMS NFL STATISTICS

Year	Team	GP	GS	No.	- Receiving -				Att	- Rushing -				- Scrimmage -	
					Yds	Avg.	Lg	TD		Yds	Avg.	Lg	TD	Yards	
2017	Los Angeles Chargers.....	10	1	11	95	8.6	20	0	0	0	-	-	0	95	
2018	Los Angeles Chargers.....	4	1	12	204	17.0	42t	3	0	0	-	-	0	204	
NFL Totals		14	2	23	299	13.0	42t	3	0	0	-	-	0	299	

CAREER NFL TRANSACTIONS

2017 Selected by Los Angeles Chargers in the first round (seventh overall) of NFL Draft, April 27...Signed rookie contract, May 11.

SINGLE-GAME CAREER HIGHS

REGULAR SEASON

Receptions 5 (twice) – Last: Sept. 9, 2018 vs. Kansas City
Receiving Yards 81 (twice) – Last: Sept. 23, 2018 at L.A. Rams
Longest Catch 42t – Sept. 23, 2018 at L.A. Rams
Receiving Touchdowns 2 – Sept. 23, 2018 at L.A. Rams

TREVOR WILLIAMS

CORNERBACK PENN STATE

5-11 | 191 LBS | BALTIMORE, MD.

FREE AGENT - 2016

EXPERIENCE: 3RD NFL SEASON

3RD YEAR WITH CHARGERS



24

2018: Started at LCB in four games...Posted 13 tackles (12 solo) and a tackle for loss...Recorded an INT and three passes defended...**vs. Kansas City (Sept. 9):** Opened the game at LCB, playing all 56 defensive snaps and an additional seven on special teams...Registered a pass defended and two solo tackles, including a tackle for loss...**at Buffalo (Sept. 16):** Started at LCB, finishing with a solo stop on 60 defensive snaps...Contributed on five special teams plays...**at Los Angeles Rams (Sept. 23):** Made two solo stops after starting at LCB and appearing on 75 defensive plays...Added six plays on special teams...**vs. San Francisco (Sept. 30):** Opened at LCB and played all but one defensive snap...Posted a season-high eight tackles (seven solo) and two passes defended...Registered his first INT of the season, picking off QB C.J. Beathard after the pass was deflected and returning it a career-long 86 yards to the 49ers 12-yard line.

2018, LOS ANGELES CHARGERS

Date	Opp.	Res.	Games P/S	Tackles						Interceptions					Fumbles	
				Tot	So	As	Sk	Yd	TFL	No.	Yd	Lg	TD	PD	FF	FR
09/09	KC	L	1/1	2	2	0	0	0	1	0	0	-	0	1	0	0
09/16	at Buf	W	1/1	1	1	0	0	0	0	0	0	-	0	0	0	0
09/23	at LAR	L	1/1	2	2	0	0	0	0	0	0	-	0	0	0	0
09/30	SF	W	1/1	8	7	1	0	0	0	1	86	86	0	2	0	0
10/07	Oak															
10/14	at Cle															
10/21	Ten*															
11/04	at Sea															
11/11	at Oak															
11/18	Den															
11/25	Ari															
12/02	at Pit															
12/09	Cin															
12/13	at KC															
12/22-23	Bal															
12/30	at Den															
'18 TOTALS				13	12	1	0.0	0	1	1	86	86	0	3	0	0

*Game played at Wembley Stadium in London, England.

TREVOR WILLIAMS NFL STATISTICS

Year	Team	GP	GS	- Tackles -						- Interceptions -					- Fumbles -			
				Total	Solo	Asst	Sacks	Yds	TFL	No.	Yds	Lg	TD	PD	FF	FR	Yds	ST Tackles
2016	San Diego	12	5	29	24	5	0.0	0	1	0	0	-	0	5	0	1	0	0
2017	Los Angeles Chargers	16	15	55	47	8	0.0	0	2	2	28	21	0	13	0	0	0	2
2018	Los Angeles Chargers	4	4	13	12	1	0.0	0	1	1	86	86	0	3	0	0	0	0
NFL Totals		32	24	97	83	14	0.0	0	4	3	114	86	0	21	0	1	0	2

CAREER REGULAR-SEASON INTERCEPTIONS (3)

1 C.J. Beathard | 1 Nathan Peterman
1 Derek Carr

SINGLE-GAME CAREER HIGHS

REGULAR SEASON

Tackles 8 – Oct. 29, 2017 at New England
Interceptions
1 (three times) – Last: Sept. 30, 2018 vs. San Francisco

CAREER NFL TRANSACTIONS

2016 Signed by San Diego Chargers as undrafted free agent, May 2...Waived by Chargers, Sept. 3...Signed by Chargers to practice squad, Sept. 4...Signed to active roster, Oct. 7.

TYRELL WILLIAMS

WIDE RECEIVER WESTERN OREGON

6-4 | 205 LBS | SALEM, ORE.

FREE AGENT - 2015

EXPERIENCE: 4TH NFL SEASON

4TH YEAR WITH CHARGERS



16

2018: Started at WR in all four games...Caught 10 passes for 126 yards (12.6 avg.) and a TD...Added a 14-yard rush on the first carry of his career...Increased his career total to 13 TD catches, tying RB Danny Woodhead for the third-most receiving TDs by an undrafted player in Chargers history...Eclipsed 2,000 career receiving yards to become the 26th player to do so in a Chargers uniform...**vs. Kansas City (Sept. 9):** Started at WR and appeared on 62 offensive plays...Hauled in two passes for eight yards (4.0 avg.) and a TD...The four-yard score marked the 13th TD of his career, tying Danny Woodhead for the third-most TD catches by an undrafted player in team history...Hauled in the score in the fourth quarter in the back, right corner of the end zone, beating CB Orlando Scandrick after QB Philip Rivers bought time by rolling to his right...**at Buffalo (Sept. 16):** Registered 48 receiving yards on three catches (16.0 avg.) with all three receptions moving the chains... Helped spring RB Austin Ekeler free for a 16-yard gain in the first quarter with a block on CB Phillip Gaines...Opened at WR, playing 46 snaps on offense...**at Los Angeles Rams (Sept. 23):** Started at WR and played 38 offensive snaps...Posted two catches for 22 yards (11.0 avg.)...Registered the first carry of his career for 14 yards...On the run in the fourth quarter, ran an end-around to the left and moved the chains, receiving downfield blocking from WR Keenan Allen...Pulled to the left in the second quarter to block CB Aqib Talib to help RB Melvin Gordon III score on an 11-yard run...**vs. San Francisco (Sept. 30):** Caught three passes for 48 yards (16.0 avg.)...Increased his career total to 2,003 receiving yards, becoming the 26th Charger to eclipse 2,000 career receiving yards...In the second quarter, caught a pass in the

2018, LOS ANGELES CHARGERS																
Date	Opp.	Games		Receiving					Rushing				Total Off.			
		Res.	P/S	No.	Yds	Avg.	Lg	TD	Att	Yds	Avg.	Lg		TD		
09/09	KC	L	1/1	2	8	4.0	4t	1	0	0	-	-	0	8		
09/16	at Buf	W	1/1	3	48	16.0	22	0	0	0	-	-	0	48		
09/23	at LAR	L	1/1	2	22	11.0	13	0	1	14	14.0	14	0	36		
09/30	SF	W	1/1	3	48	16.0	24	0	0	0	-	-	0	48		
10/07	Oak															
10/14	at Cle															
10/21	Ten*															
11/04	at Sea															
11/11	at Oak															
11/18	Den															
11/25	Ari															
12/02	at Pit															
12/09	Cin															
12/13	at KC															
12/22-23	Bal															
12/30	at Den															
'18 TOTALS				2-2	4/4	10	126	12.6	24	1	1	14	14.0	14	0	140
*Game played at Wembley Stadium in London, England.																

*Game played at Wembley Stadium in London, England.

right flat on third-and-two, giving extra effort to extend the ball with his left hand over the line-to-gain as he was being tackled to move the chains...Later on, ran a go-route down the left sideline, making an acrobatic catch over DB Jimmie Ward and maintaining possession to the ground for a 24-yard gain...Provided a key block in the fourth quarter for Melvin Gordon to run off tackle to the left for a 34-yard gain to the San Francisco four-yard line...Opened the game at WR and played 55 snaps on offense.

TYRELL WILLIAMS NFL STATISTICS

Year	Team	GP	GS	- Receiving -					Att	- Rushing -				- Scrimmage -
				No.	Yds	Avg.	Lg	TD		Yds	Avg.	Lg	TD	Yards
2015	San Diego	7	0	2	90	45.0	80t	1	0	0	-	-	0	90
2016	San Diego	16	12	69	1,059	15.3	51t	7	0	0	-	-	0	1,059
2017	Los Angeles Chargers	16	15	43	728	16.9	75t	4	0	0	-	-	0	728
2018	Los Angeles Chargers	4	4	10	126	12.6	24	1	1	14	14.0	14	0	140
NFL Totals		43	31	124	2,003	16.2	80t	13	1	14	14.0	14	0	2,017

CAREER NFL TRANSACTIONS

- 2015** Selected by San Diego Chargers as undrafted free agent, May 2...Waived by Chargers, Sept. 19...Signed by Chargers to practice squad, Sept. 22...Signed to active roster, Nov. 21.
- 2018** Re-signed by Los Angeles Chargers as restricted free agent, April 23.

SINGLE-GAME CAREER HIGHS

REGULAR SEASON

Receptions 8 - Nov. 27, 2016 at Houston
Receiving Yards 140 - Oct. 23, 2016 at Atlanta
Longest Catch 80t - Jan. 3, 2016 at Denver
Receiving Touchdowns 1 (13 times) - Last: Sept. 9, 2018 vs. Kansas City

MIKE WINDT

LONG SNAPPER CINCINNATI

6-1 | 227 LBS | CINCINNATI, OHIO

FREE AGENT - 2010

EXPERIENCE: 9TH NFL SEASON

9TH YEAR WITH CHARGERS



2018: Handled all snapping duties through all four games, bringing his career total over 120 games played...**vs. Kansas City (Sept. 9):** Snapped on all punts and kicks, appearing on six special teams plays...**at Buffalo (Sept. 16):** Saw action on 10 special teams plays, handling all snapping duties on punts and kicks...**at Los Angeles Rams (Sept. 23):** Appeared on seven plays on special teams, registering the 120th game played of his career...**vs. San Francisco (Sept. 30):** Snapped on all punts and kicks, playing 12 snaps on special teams.

MIKE WINDT NFL GAMES

Year	Team	GP
2010	San Diego	11
2011	San Diego	16
2012	San Diego	10
2013	San Diego	16
2014	San Diego	16
2015	San Diego	16
2016	San Diego	16
2017	Los Angeles Chargers	16
2018	Los Angeles Chargers	4
NFL Totals		121

POSTSEASON

Year	Team	GP
2013	San Diego	2

CAREER NFL TRANSACTIONS

- 2010** Signed by Cincinnati Bengals as undrafted free agent, April 30...Waived by Bengals, Aug. 29...Signed by San Diego Chargers, Oct. 13.
- 2012** Re-signed by Chargers as exclusive rights free agent, April 13...Placed on Reserve/Injured (wrist).
- 2013** Re-signed by Chargers as restricted free agent, March 9.
- 2014** Re-signed by Los Angeles Chargers as unrestricted free agent, March 9.



SUPPLEMENTAL STATS

NFL STANDINGS || CHARGERS IN THE RANKINGS || TIME SPENT IN THE LEAD

2018 NFL STANDINGS

AFC East

Team	W	L	T	Pct.	PF	PA	Home	Road	Div	AFC	NFC
Mia.	3	1	0	.750	82	90	2-0	1-1	1-1	3-1	0-0
N.E.	2	2	0	.500	95	84	2-0	0-2	1-0	2-1	0-1
Buf.	1	3	0	.250	50	106	0-1	1-1	0-0	0-2	1-0
NYJ	1	3	0	.250	89	89	0-1	1-2	0-1	0-3	1-0

AFC North

Team	W	L	T	Pct.	PF	PA	Home	Road	Div	AFC	NFC
Cin.	3	1	0	.750	126	113	1-0	2-1	1-0	2-0	1-1
Bal.	3	1	0	.750	123	65	2-0	1-1	1-1	3-1	0-0
Cle.	1	2	1	.375	102	104	1-0-1	0-2	0-0-1	1-1-1	0-1
Pit.	1	2	1	.375	102	116	0-2	1-0-1	0-1-1	0-2-1	1-0

AFC South

Team	W	L	T	Pct.	PF	PA	Home	Road	Div	AFC	NFC
Ten.	3	1	0	.750	75	73	2-0	1-1	2-0	2-1	1-0
Jax.	3	1	0	.750	88	56	2-1	1-0	0-1	2-1	1-0
Hou.	1	3	0	.250	96	108	0-1	1-2	1-1	1-2	0-1
Ind.	1	3	0	.250	94	100	0-2	1-1	0-1	0-2	1-1

AFC West

Team	W	L	T	Pct.	PF	PA	Home	Road	Div	AFC	NFC
K.C.	4	0	0	1.000	145	115	1-0	3-0	2-0	3-0	1-0
Den.	2	2	0	.500	84	97	2-1	0-1	1-1	1-2	1-0
LAC	2	2	0	.500	111	120	1-1	1-1	0-1	1-2	0-1
Oak.	1	3	0	.250	97	123	1-1	0-2	0-1	1-2	0-1

NFC East

Team	W	L	T	Pct.	PF	PA	Home	Road	Div	NFC	AFC
Was.	2	1	0	.667	64	44	1-1	1-0	0-0	2-0	0-1
Dal.	2	2	0	.500	67	77	2-0	0-2	1-0	2-2	0-0
Phi.	2	2	0	.500	82	81	2-0	0-2	0-0	1-1	1-1
NYG	1	3	0	.250	73	95	0-2	1-1	0-1	0-2	1-1

NFC North

Team	W	L	T	Pct.	PF	PA	Home	Road	Div	NFC	AFC
Chi.	3	1	0	.750	111	65	2-0	1-1	0-1	3-1	0-0
G.B.	2	1	1	.625	92	83	2-0-1	0-1	1-0-1	1-1-1	1-0
Min.	1	2	1	.375	90	110	1-1	0-1-1	0-0-1	1-1-1	0-1
Det.	1	3	0	.250	116	120	1-1	0-2	0-0	0-2	1-1

NFC South

Team	W	L	T	Pct.	PF	PA	Home	Road	Div	NFC	AFC
N.O.	3	1	0	.750	137	121	1-1	2-0	1-1	2-1	1-0
Car.	2	1	0	.667	71	60	2-0	0-1	0-1	1-1	1-0
T.B.	2	2	0	.500	112	139	1-1	1-1	1-0	2-1	0-1
Atl.	1	3	0	.250	116	122	1-2	0-1	1-1	1-2	0-1

NFC West

Team	W	L	T	Pct.	PF	PA	Home	Road	Div	NFC	AFC
LAR	4	0	0	1.000	140	67	3-0	1-0	1-0	2-0	2-0
Sea	2	2	0	.500	85	81	1-0	1-2	1-0	2-1	0-1
S.F.	1	3	0	.250	100	118	1-0	0-3	0-0	1-1	0-2
Ari.	0	4	0	.000	37	94	0-3	0-1	0-2	0-4	0-0

*—Clinched Division, First-Round Bye and Home-Field Advantage

z—Clinched Division and First-Round Bye

y—Clinched Division

x—Clinched Playoff Berth

2018 REGULAR-SEASON RANKINGS

LOS ANGELES CHARGERS (Team)

Category	NFL	AFC
Turnover Margin (+1).....	T-11	T-5
Points Scored (27.8)	T-8	4
Points Allowed (30.0)	28	15
Total Offense (403.5)	9	5
Rushing (124.8)	9	3
Passing (278.8)	13	7
Total Defense (385.0)	23	10
vs. Rush (109.3).....	T-17	T-7
vs. Pass (275.8)	21	10
Third-Down Offense (36.2%).....	22	10
Third-Down Defense (46.8%)	29	14
Red-Zone Offense (60.0%).....	T-11	T-7
Red-Zone Defense (61.5%)	22	11

LOS ANGELES CHARGERS (Individual)

Category	NFL	AFC
Passing		
Rating: Philip Rivers (110.8).....	6	2
Yards: Philip Rivers (1,156).....	13	7
Touchdowns: Philip Rivers (11)	T-2	T-2
Rushing		
Yards: Melvin Gordon III (276).....	7	4
Touchdowns: Melvin Gordon III (2).....	T-15	T-9
Receiving		
Receptions: Keenan Allen & Melvin Gordon III (24) ..	T-19	T-6
Yards: Keenan Allen (282).....	31	14
Touchdowns: Melvin Gordon III & Mike Williams (3)...	T-4	T-2
Defense		
Interceptions: D.James, A.Phillips and K.White (1) ..	T-13	T-6
Sacks: Derwin James (3.0)	T-15	T-7

TIME SPENT IN THE LEAD

Date	Opponent	Res.	Time with Chargers	
			Leading	Trailing
Sept. 9	Kansas City	L, 28-38	0:00	58:24
Sept. 16	at Buffalo	W, 31-20	54:32	0:00
Sept. 23	at L.A. Rams	L, 23-35	0:00	51:14
Sept. 30	San Francisco . .	W, 29-27	20:37	34:01
Oct. 7	Oakland			
Oct. 14	at Cleveland			
Oct. 21	Tennessee*			
Nov. 4	at Seattle			
Nov. 11	at Oakland			
Nov. 18	Denver			
Nov. 25	Arizona			
Dec. 2	at Pittsburgh			
Dec. 9	Cincinnati			
Dec. 13	at Kansas City			
Dec. 22/23	Baltimore			
Dec. 30	at Denver			

Season Total	1:15:09	2:23:39
Season Average	18:47	35:55

*Played at Wembley Stadium in London, England

2018 BIG DAYS || WEEKLY NFL RANKINGS || TEAM CAPTAINS

2018 300-YARD PASSING GAMES

2018 300-YARD PASSING GAMES BY YARDS

Date	Opp.	Player	Cmp-Att	Yds	TD	Rtg.
Sept. 9	vs. K.C.	QB Philip Rivers	34-51	424	3	103.7

300-YARD PASSING GAMES BY PLAYER — ALL-TIME RANK —

Player	2018	Career*	Chargers	NFL
Philip Rivers	1	58 (58)	1st	6th
Geno Smith	0	3 (0)	—	T-187th

*Career total with Chargers in parentheses

2018 100-YARD RUSHING GAMES

2018 100-YARD RUSHING GAMES BY YARDS

Date	Opp.	Player	Att	Yds	TD
Sept. 30	vs. S.F.	RB Melvin Gordon III	15	104	0

100-YARD RUSHING GAMES BY PLAYER — ALL-TIME RANK —

Player	2018	Career*	Chargers	NFL
Melvin Gordon III	1	6 (6)	T-10th	T-240th

*Career total with Chargers in parentheses

2018 100-YARD RECEIVING GAMES

2018 100-YARD RECEIVING GAMES BY YARDS

Date	Opp.	Player	Rec	Yds	TD
Sept. 9	vs. K.C.	WR Keenan Allen	8	108	1
Sept. 9	vs. K.C.	RB Melvin Gordon III	9	102	0

100-YARD RECEIVING GAMES BY PLAYER — ALL-TIME RANK —

Player	2018	Career*	Chargers	NFL
Keenan Allen	1	19 (19)	7th	T-114th
Travis Benjamin	0	6 (3)	T-18th	T-359th
Tyrell Williams	0	5 (5)	17th	T-403rd
Melvin Gordon III	1	1 (1)	T-35th	T-874th

*Career total with Chargers in parentheses

2018 WEEKLY NFL RANKINGS

Week	Opp.	Offense			Defense		
		Total	Rush	Pass	Total	Rush	Pass
1	KC	1	11	2	20	13	22
2	at Buf	3	T-11	3	9	14	13
3	at LAR	5	9	10	24	24	25
4	SF	9	8	13	23	T-17	21
5	Oak						
6	at Cle						
7	Ten*						
8	bye						
9	at Sea						
10	at Oak						
11	Den						
12	Ari						
13	at Pit						
14	Cin						
15	at KC						
16	Bal						
17	at Den						
Chargers in 2017		4	24	1	15	31	3
Chargers in 2016		14	26	8	16	10	20
Chargers in 2015		9	31	4	20	27	T-14
Chargers in 2014		18	30	10	9	26	4
Chargers in 2013		5	13	4	23	12	29
Chargers in 2012		31	27	24	9	6	18
Chargers in 2011		6	16	6	16	20	13
Chargers in 2010		1	15	2	1	4	1
Chargers in 2009		10	31	5	16	20	11
Chargers in 2008		11	20	7	25	11	31
Chargers in 2007		20	7	26	14	16	14
Chargers in 2006		4	2	16	10	7	13

*Played at Wembley Stadium in London, England

TEAM CAPTAINS

TE Antonio Gates, DE Melvin Ingram III, NT Brandon Mebane, T Russell Okung and QB Philip Rivers were named season-long captains following Week 1. Each game, an additional player is named as an honorary captain by the coaching staff. All captains in Week 1 were selected for that game by the coaching staff. Below is a list of honorary captains for each game in 2018:

Date	Opponent	Honorary Captain
Sept. 9	Kansas City	Addae, Ingram III, Mebane, Okung, Rivers
Sept. 16	at Buffalo	C Mike Pouncey
Sept. 23	at L.A. Rams	CB Casey Hayward Jr.
Sept. 30	San Francisco	S Jahleel Addae
Oct. 7	Oakland	
Oct. 14	at Cleveland	
Oct. 21	Tennessee*	
Nov. 4	at Seattle	
Nov. 11	at Oakland	
Nov. 18	Denver	
Nov. 25	Arizona	
Dec. 2	at Pittsburgh	
Dec. 9	Cincinnati	
Dec. 13	at Kansas City	
Dec. 22/23	Baltimore	
Dec. 30	at Denver	

*Played at Wembley Stadium in London, England

GAME-BY-GAME STARTERS

OFFENSIVE STARTERS

		<u>WR</u>	<u>WR</u>	<u>TE</u>	<u>LT</u>	<u>LG</u>	<u>C</u>	<u>RG</u>	<u>RT</u>	<u>QB</u>	<u>RB</u>	<u>FB</u>	<u>3WR</u>	<u>2TE</u>
Sept. 9	KC	K.Allen	Ty.Williams	V.Green	R.Okung	D.Feeney	M.Pouncey	M.Schofield	J.Barksdale	P.Rivers	M.Gordon	—	—	S.Culkin
Sept. 16	at Buf	K.Allen	Ty.Williams	V.Green	R.Okung	D.Feeney	M.Pouncey	M.Schofield	S.Tevi	P.Rivers	M.Gordon	—	M.Williams	—
Sept. 23	at LAR	K.Allen	Ty.Williams	V.Green	R.Okung	D.Feeney	M.Pouncey	M.Schofield	S.Tevi	P.Rivers	M.Gordon	—	—	S.Culkin
Sept. 30	SF	K.Allen	Ty.Williams	V.Green	R.Okung	D.Feeney	M.Pouncey	M.Schofield	S.Tevi	P.Rivers	M.Gordon	—	T.Benjamin	—
Oct. 7	Oak													
Oct. 14	at Cle													
Oct. 21	Ten*													
Nov. 4	at Sea													
Nov. 11	at Oak													
Nov. 18	Den													
Nov. 25	Ari													
Dec. 2	at Pit													
Dec. 9	Cin													
Dec. 13	at KC													
Dec. 22/23	Bal													
Dec. 30	at Den													

*Played at Wembley Stadium in London, England.

DEFENSIVE STARTERS

		<u>DE</u>	<u>NT</u>	<u>DT</u>	<u>DE</u>	<u>LB</u>	<u>LB</u>	<u>LB</u>	<u>LCB</u>	<u>RCB</u>	<u>S</u>	<u>S</u>	<u>3CB</u>	<u>3S</u>
Sept. 9	KC	M.Ingram	B.Mebane	D.Philon	I.Rochell	D.Perryman	K.White	—	T.Williams	C.Hayward	J.Addae	D.James	D.King	—
Sept. 16	at Buf	M.Ingram	B.Mebane	D.Philon	I.Rochell	D.Perryman	K.White	K.Emanuel	T.Williams	C.Hayward	J.Addae	D.James	—	—
Sept. 23	at LAR	M.Ingram	B.Mebane	D.Philon	I.Rochell	D.Perryman	K.White	—	T.Williams	C.Hayward	J.Addae	D.James	D.King	—
Sept. 30	SF	M.Ingram	B.Mebane	D.Philon	D.Square	D.Perryman	J.Brown	K.Emanuel	T.Williams	C.Hayward	J.Addae	D.James	—	—
Oct. 7	Oak													
Oct. 14	at Cle													
Oct. 21	Ten*													
Nov. 4	at Sea													
Nov. 11	at Oak													
Nov. 18	Den													
Nov. 25	Ari													
Dec. 2	at Pit													
Dec. 9	Cin													
Dec. 13	at KC													
Dec. 22/23	Bal													
Dec. 30	at Den													

*Played at Wembley Stadium in London, England.

WEEKLY INACTIVES

Sept. 9	Kansas City:	Joey Bosa, Jeremy Davis, Emmanuel Ellerbee, Brandon Facyson, Forrest Lamp, T.Y. McGill, Scott Quessenberry.
Sept. 16	at Buffalo:	Joe Barksdale, Travis Benjamin, Joey Bosa, Emmanuel Ellerbee, Forrest Lamp, T.Y. McGill, Cole Toner.
Sept. 23	at L.A. Rams:	Joe Barksdale, Travis Benjamin, Joey Bosa, Emmanuel Ellerbee, Forrest Lamp, T.Y. McGill, Cole Toner.
Sept. 30	San Francisco:	Joe Barksdale, Joey Bosa, JJ Jones, Forrest Lamp, T.Y. McGill, Cole Toner, Kyzir White.
Oct. 7	Oakland:	
Oct. 14	at Cleveland:	
Oct. 21	Tennessee*:	
Nov. 4	at Seattle:	
Nov. 11	at Oakland:	
Nov. 18	Denver:	
Nov. 25	Arizona:	
Dec. 2	at Pittsburgh:	
Dec. 9	Cincinnati:	
Dec. 13	at Kansas City:	
Dec. 22/23	Baltimore:	
Dec. 30	at Denver:	

*Played at Wembley Stadium in London, England.

SEASON TOTALS

Name	No.	Name	No.
Joey Bosa	4	Scott Quessenberry	1
Forrest Lamp	4	Kyzir White	1
T.Y. McGill	4		
Emmanuel Ellerbee	3		
Joe Barksdale	3		
Cole Toner	3		
Travis Benjamin	2		
Jeremy Davis	1		
Brandon Facyson	1		
JJ Jones	1		

REGULAR-SEASON WEEKLY LEADERS

REGULAR-SEASON WEEKLY LEADERS, LOS ANGELES CHARGERS

			Scoring	Pass Yds.	Carries	Rush Yds.	Catches	Rec. Yds.	Tackles (Solo)	Sacks							
Sept. 9		Kansas City:	4 tied with 6	P.Rivers	424	M.Gordon	15	M.Gordon	64	M.Gordon	9	K.Allen	108	D.James	6 (5)	D.James	1.0
Sept. 16	at	Buffalo:	M.Gordon 18	P.Rivers	256	A.Ekeler	11	A.Ekeler	77	2 tied with 6	K.Allen	67	2 tied with 8	M.Ingram	1.5		
Sept. 23	at	L.A. Rams:	M.Williams 12	P.Rivers	226	M.Gordon	15	M.Gordon	80	M.Williams	4	M.Williams	81	4 tied with 9	B.Mebane	1.0	
Sept. 30		San Francisco:	C.Sturgis 9	P.Rivers	250	M.Gordon	15	M.Gordon	104	2 tied with 7	K.Allen	63	Tr.Williams	8 (7)	D.James	1.0	
Oct. 7		Oakland:															
Oct. 14	at	Cleveland:															
Oct. 21		Tennessee*:															
Nov. 4	at	Seattle:															
Nov. 11	at	Oakland:															
Nov. 18		Denver:															
Nov. 25		Arizona:															
Dec. 2	at	Pittsburgh:															
Dec. 9		Cincinnati:															
Dec. 13	at	Kansas City:															
Dec. 22/23		Baltimore:															
Dec. 30	at	Denver:															

*Played at Wembley Stadium in London, England.

REGULAR-SEASON WEEKLY LEADERS, OPPONENT

			Scoring	Pass Yds.	Carries	Rush Yds.	Catches	Rec. Yds.	Tackles (Solo)	Sacks
Sept. 9		Kansas City:	T.Hill 18	P.Mahomes 256	K.Hunt 16	K.Hunt 49	T.Hill 7	T.Hill 169	A.Hitchens 15 (7)	D.Ford 1.0
Sept. 16	at	Buffalo:	S.Hauschka 8	J.Allen 245	L.McCoy 9	L.McCoy 39	L.McCoy 4	Z.Jones 63	2 tied with 7 (6)	2 tied with 1.0
Sept. 23	at	L.A. Rams:	R.Woods 12	J.Goff 354	T.Gurley 23	T.Gurley 105	R.Woods 10	R.Woods 104	C.Littleton 10 (5)	2 tied with 1.0
Sept. 30		San Francisco:	R.Gould 9	C.Beathard 298	M.Breida 9	M.Breida 39	G.Kittle 6	G.Kittle 125	F.Warner 10 (4)	S.Day 1.0
Oct. 7		Oakland:								
Oct. 14	at	Cleveland:								
Oct. 21		Tennessee*:								
Nov. 4	at	Seattle:								
Nov. 11	at	Oakland:								
Nov. 18		Denver:								
Nov. 25		Arizona:								
Dec. 2	at	Pittsburgh:								
Dec. 9		Cincinnati:								
Dec. 13	at	Kansas City:								
Dec. 22/23		Baltimore:								
Dec. 30	at	Denver:								

*Played at Wembley Stadium in London, England.

REGULAR-SEASON PLAYER PARTICIPATION

2018 Season	1	2	3	4	5	6	7	9	10	11	12	13	14	15	16	17	Season Totals			
Player	KC	at BUF	at LAR	SF	OAK	at CLE	TEN	at SEA	at OAK	DEN	ARI	at PIT	CIN	at KC	BAL	at DEN	GP	GS	DNP	INA
Addae, Jahleel	S	S	S	S													4	4	0	0
Afriyie, Patrick	PS	PS	PS	PS													0	0	0	0
Allen, Keenan	WR	WR	WR	WR													4	4	0	0
Barksdale, Joe	RT	INA	INA	INA													1	1	0	3
Benjamin, Travis	SUB	INA	INA	WR													2	1	0	2
Bosa, Joey	INA	INA	INA	INA													0	0	0	4
Brown, Jatavis	SUB	SUB	SUB	LB													4	1	0	0
Cantrell, Dylan	PS	PS	PS	PS													0	0	0	0
Culkin, Sean	2TE	SUB	SUB	SUB													4	1	0	0
Davis, Jeremy	INA	SUB	SUB	SUB													3	0	0	1
Davis, Michael	SUB	SUB	SUB	SUB													4	0	0	0
Drango, Spencer	—	—	PS	PS													0	0	0	0
Duarte, Thomas	PS	PS	PS	—													0	0	0	0
Dzubnar, Nick	SUB	SUB	SUB	SUB													4	0	0	0
Ekeler, Austin	SUB	SUB	SUB	SUB													4	0	0	0
Ellerbee, Emmanuel	INA	INA	INA	SUB													1	0	0	3
Emanuel, Kyle	SUB	OLB	SUB	OLB													4	2	0	0
Facyson, Brandon	INA	SUB	SUB	SUB													3	0	0	1
Feeney, Dan	LG	LG	LG	LG													4	4	0	0
Gates, Antonio	SUB	SUB	SUB	SUB													4	0	0	0
Gordon III, Melvin	RB	RB	RB	RB													4	4	0	0
Green, Virgil	TE	TE	TE	TE													4	4	0	0
Hayward Jr., Casey	RCB	RCB	RCB	RCB													4	4	0	0
Hendy, A.J.	PS	PS	PS	PS													0	0	0	0
Henry, Hunter	PUP	PUP	PUP	PUP													0	0	0	0
Hines, D'Juan	PS	PS	—	—													0	0	0	0
Ingram III, Melvin	DE	DE	DE	DE													4	4	0	0
Jackson, Justin	PS	PS	PS	SUB													1	0	0	0
James, Derwin	S	S	S	S													4	4	0	0
Jenkins, Rayshawn	SUB	SUB	SUB	SUB													4	0	0	0
Jones, Cardale	PS	PS	PS	PS													0	0	0	0
Jones, JJ	SUB	SUB	SUB	INA													3	0	0	1
Jones, Justin	SUB	SUB	SUB	SUB													4	0	0	0
Kaser, Drew	SUB	SUB	SUB	SUB													4	0	0	0
King II, Desmond	CB	SUB	CB	SUB													4	3	0	0
Lamp, Forrest	INA	INA	INA	INA													0	0	0	3
Landrum, Christopher	SUB	SUB	SUB	SUB													4	0	0	0
Liuget, Corey	SUS	SUS	SUS	SUS													0	0	0	0
Mager, Craig	SUB	IR	IR	—													1	0	0	0
Mayle, Vince	—	—	—	PS													0	0	0	0
McGill, T.Y.	INA	INA	INA	INA													0	0	0	4
Mebane, Brandon	NT	NT	NT	NT													4	4	0	0
Newsome, Detrez	SUB	SUB	SUB	PS													3	0	0	0
Nwosu, Uchenna	SUB	SUB	SUB	SUB													4	0	0	0
Okung, Russell	LT	LT	LT	LT													4	4	0	0
Patton, Andre	PS	PS	PS	PS													0	0	0	0
Perryman, Denzel	ILB	ILB	ILB	ILB													4	4	0	0
Phillips, Adrian	SUB	SUB	SUB	SUB													4	0	0	0
Philon, Darius	DT	DT	DT	DT													4	4	0	0
Pouncey, Mike	C	C	C	C													4	4	0	0
Quessenberry, Scott	INA	SUB	SUB	SUB													3	0	0	1
Richardson, Steven	PS	PS	PS	PS													0	0	0	0
Rivers, Philip	QB	QB	QB	QB													4	4	0	0
Roberts, Austin	IR	IR	IR	IR													0	0	0	0
Rochell, Isaac	DE	DE	DE	SUB													4	3	0	0
Schofield III, Michael	RG	RG	RG	RG													4	4	0	0
Scott, Artavis	IR	IR	IR	IR													0	0	0	0
Scott, Trent	PS	DNP	SUB	SUB													2	0	1	0
Smith, Geno	DNP	SUB	DNP	DNP													1	0	3	0
Square, Damion	SUB	SUB	SUB	DE													4	1	0	0
Stribling, Channing	—	—	—	PS													0	0	0	0
Sturgis, Caleb	SUB	SUB	SUB	SUB													4	0	0	0
Tevi, Sam	SUB	RT	RT	RT													4	3	0	0
Toner, Cole	SUB	INA	INA	INA													1	0	0	3
Verrett, Jason	IR	IR	IR	IR													0	0	0	0
Watkins, Jaylen	IR	IR	IR	IR													0	0	0	0
Watt, Derek	SUB	SUB	SUB	SUB													4	0	0	0
White, Kyzir	OLB	OLB	OLB	INA													3	3	0	1
Williams, Mike	SUB	WR	WR	WR													4	3	0	0
Williams, Trevor	LCB	LCB	LCB	LCB													4	4	0	0
Williams, Tyrell	WR	WR	WR	WR													4	4	0	0
Windt, Mike	SUB	SUB	SUB	SUB													4	0	0	0

STARTERS FOR EACH GAME IN BOLD: DNP — Did Not Play, INA — Inactive, IR — Reserve/Injured, IR/DFR — Reserve Injured; Designated for Return, NF/IL — Non-Football Illness List, PS — Practice Squad, PUP — Reserve/Physically Unable to Perform, SUB — Substitute, SUS — Reserve/Suspended, 2TE — Started as Second Tight End, 3TE - Started as Third Tight End, 3CB — Started as Third Cornerback, 3S — Started as Third Safety.

CHARGERS BIG GAMES AGAINST OAKLAND

ALL-TIME 300-YARD PASSING GAMES

BY YARDS

Yards	Date	Player	Opponent	Cmp-Att	TD
436	Nov. 10, 1985	Dan Fouts	vs. L.A. Raiders (OT)	26-41	4
431	Oct. 10, 2010	Philip Rivers	at Oakland	27-42	2
411	Oct. 6, 2013	Philip Rivers	at Oakland	35-48	2
410	Oct. 21, 1984	Dan Fouts	vs. L.A. Raiders	24-45	3
388	Oct. 12, 1980	Dan Fouts	at Oakland	23-39	1
387	Dec. 31, 2017	Philip Rivers	vs. Oakland	28-37	3
	Sept. 14, 1980	Dan Fouts	vs. Oakland (OT)	29-44	3
359	Oct. 9, 2016	Philip Rivers	at Oakland	21-30	4
	Dec. 15, 1968	John Hadl	vs. Oakland	21-52	1
357	Nov. 22, 1982	Dan Fouts	at L.A. Raiders	25-42	1
336	Oct. 25, 2015	Philip Rivers	vs. Oakland	38-58	3
325	Dec. 26, 1999	Jim Harbaugh	vs. Oakland	23-36	2
321	Nov. 21, 1971	John Hadl	at Oakland	20-36	2
318	Oct. 29, 1967	John Hadl	at Oakland	19-39	1
315	Oct. 28, 1985	Dan Fouts	at L.A. Raiders	23-50	2
	Dec. 3, 1967	John Hadl	vs. Oakland	18-40	2
313	Oct. 12, 2014	Philip Rivers	at Oakland	22-34	3
310	Jan. 1, 2012	Philip Rivers	at Oakland	19-26	3
307	Nov. 27, 1960	Jack Kemp	vs. Oakland	13-24	2
305	Sept. 3, 1995	Stan Humphries	at Oakland	23-47	1
303	Jan. 2, 1983	Dan Fouts	vs. L.A. Raiders	18-38	1
	Oct. 25, 1979	Dan Fouts	at Oakland	21-37	2

POSTSEASON

Yards	Date	Player	Opponent	Cmp-Att	TD
336	Jan. 11, 1981	Dan Fouts	vs. Oakland*	22-45	2

*AFC Championship

BY PLAYER

Player	Total	W	L	T	Win Pct.
Dan Fouts	8	2	6	0	.250
Philip Rivers	7	3	4	0	.429
John Hadl	4	0	4	0	.000
Jim Harbaugh	1	1	0	0	1.000
Stan Humphries	1	0	1	0	.000
Jack Kemp	1	1	0	0	1.000
Total (Six Players)	22	7	15	0	.318

POSTSEASON

Player	Total	W	L	T	Pct.
Dan Fouts	1	0	1	0	.000

ALL-TIME 200-YARD ALL-PURPOSE GAMES

BY PLAYER

Player	Total	W	L	T	Win Pct.
LaDainian Tomlinson	3	2	1	0	.667
Lance Alworth	2	1	1	0	.500
Keith Lincoln	2	1	1	0	.500
James Brooks	1	1	0	0	1.000
Malcom Floyd	1	0	1	0	.000
Richard Goodman	1	1	0	0	1.000
Lionel James	1	1	0	0	1.000
Ronney Jenkins	1	0	1	0	.000
Paul Lowe	1	1	0	0	1.000
Darren Sproles	1	1	0	0	1.000
Total (10 Players)	14	9	5	0	.643

ALL-TIME 100-YARD RUSHING GAMES

BY YARDS

Yards	Date	Player	Opponent	Att	TD
243	Dec. 28, 2003	LaDainian Tomlinson	vs. Oakland	31	2
198	Oct. 14, 2007	LaDainian Tomlinson	vs. Oakland	24	4
187	Sept. 28, 2003	LaDainian Tomlinson	at Oakland (OT)	28	1
181	Oct. 5, 1997	Gary Brown	at Oakland	36	1
166	Sept. 30, 1962	Keith Lincoln	at Oakland	12	1
164	Nov. 21, 2004	LaDainian Tomlinson	at Oakland	37	1
155	Sept. 24, 1984	Earnest Jackson	at L.A. Raiders	29	1
153	Oct. 20, 2002	LaDainian Tomlinson	at Oakland (OT)	39	1
149	Nov. 27, 1960	Paul Lowe	vs. Oakland	26	1
145	Dec. 3, 1972	Mike Garrett	vs. Oakland	28	0
140	Oct. 16, 2005	LaDainian Tomlinson	at Oakland	31	1
131	Sept. 11, 2006	LaDainian Tomlinson	at Oakland	31	1
130	Oct. 27, 1963	Keith Lincoln	vs. Oakland	15	1
129	Jan. 2, 1983	Chuck Muncie	vs. L.A. Raiders	26	2
125	Nov. 13, 1966	Paul Lowe	vs. Oakland	10	0
118	Oct. 13, 1974	Don Woods	vs. Oakland	17	1
117	Nov. 17, 1974	Don Woods	at Oakland	27	1
114	Dec. 30, 1990	Rod Bernstine	at L.A. Raiders	27	0
113	Nov. 16, 1969	Dickie Post	at Oakland	20	0
109	Nov. 26, 2006	LaDainian Tomlinson	vs. Oakland	19	2
108	Dec. 2, 1962	Gerry McDougall	vs. Oakland	22	2
106	Sept. 28, 2008	LaDainian Tomlinson	at Oakland	20	2
	Oct. 22, 1961	Paul Lowe	at Oakland*	11	2
* — Played at Candlestick Park in San Francisco, Calif.					
104	Oct. 13, 1968	Gene Foster	at Oakland	27	1
	Sept. 19, 1965	Gene Foster	at Oakland	21	0
101	Oct. 12, 2014	Branden Oliver	at Oakland	26	1
	Oct. 11, 1998	Natrone Means	at Oakland	37	0

BY PLAYER

Player	Total	W	L	T	Win Pct.
LaDainian Tomlinson	9	8	1	0	.889
Paul Lowe	3	2	1	0	.667
Gene Foster	2	2	0	0	1.000
Keith Lincoln	2	1	1	0	.500
Don Woods	2	0	2	0	.000
Rod Bernstine	1	0	1	0	.000
Gary Brown	1	1	0	0	1.000
Mike Garrett	1	0	1	0	.000
Earnest Jackson	1	0	1	0	.000
Gerry McDougall	1	1	0	0	1.000
Natrone Means	1	0	1	0	.000
Chuck Muncie	1	0	1	0	.000
Branden Oliver	1	1	0	0	1.000
Dickie Post	1	0	1	0	.000
Total (14 Players)	27	16	11	0	.593

CHARGERS BIG GAMES AGAINST OAKLAND

ALL-TIME 100-YARD RECEIVING GAMES

BY YARDS

Yards	Date	Player	Opponent	Rec	TD
213	Oct. 10, 2010	Malcom Floyd	at Oakland	8	1
	Oct. 29, 1967	Lance Alworth	at Oakland	10	1
203	Nov. 1, 1964	Lance Alworth	vs. Oakland	8	2
182	Oct. 13, 1968	Lance Alworth	at Oakland	9	1
168	Nov. 10, 1985	Lionel James	vs. L.A. Raiders (OT)	11	1
160	Dec. 19, 1965	Lance Alworth	vs. Oakland	5	1
148	Dec. 4, 2008	Vincent Jackson	vs. Oakland	5	1
144	Nov. 22, 1981	Kellen Winslow	at Oakland	13	5
138	Sept. 22, 1996	Tony Martin	at Oakland	10	3
	Jan. 2, 1983	Wes Chandler	vs. L.A. Raiders	6	1
135	Oct. 12, 1980	Charlie Joiner	at Oakland	8	0
133	Dec. 31, 2017	Keenan Allen	vs. Oakland	9	1
132	Sept. 14, 1980	Kellen Winslow	vs. Oakland (OT)	9	1
128	Dec. 15, 1968	Gary Garrison	vs. Oakland	4	0
127	Jan. 1, 2012	Malcom Floyd	at Oakland	7	1
123	Dec. 4, 1960	Dave Kocourek	at Oakland*	6	0
* — Played at Candlestick Park in San Francisco, Calif.					
120	Sept. 3, 1995	Shawn Jefferson	at Oakland	6	1
119	Sept. 24, 1984	Kellen Winslow	at L.A. Raiders	9	1
	Dec. 8, 1963	Don Norton	at Oakland	6	1
	Nov. 27, 1960	Don Norton	vs. Oakland	4	1
118	Nov. 22, 1982	Wes Chandler	at L.A. Raiders	7	0
117	Oct. 9, 2016	Travis Benjamin	at Oakland	7	0
	Oct. 9, 2016	Tyrell Williams	at Oakland	5	1
	Oct. 6, 2013	Vincent Brown	at Oakland	7	0
115	Oct. 6, 2013	Keenan Allen	at Oakland	6	1
114	Oct. 12, 1980	John Jefferson	at Oakland	5	1
	Nov. 22, 1970	Gary Garrison	at Oakland	6	2
113	Dec. 26, 1999	Jeff Graham	vs. Oakland	3	1
	Nov. 20, 1986	Gary Anderson	vs. L.A. Raiders (OT)	7	0
111	Oct. 29, 2000	Freddie Jones	vs. Oakland	10	2
	Oct. 27, 1963	Jacque MacKinnon	vs. Oakland	3	1
110	Sept. 14, 1980	John Jefferson	vs. Oakland (OT)	9	2
109	Oct. 25, 1979	John Jefferson	at Oakland	4	1
108	Oct. 10, 1976	Charlie Joiner	vs. Oakland	5	0
107	Oct. 21, 1984	Kellen Winslow	vs. L.A. Raiders	8	1
	Oct. 25, 1979	Charlie Joiner	at Oakland	9	0
106	Jan. 1, 2012	Antonio Gates	at Oakland	5	1
105	Nov. 22, 1982	Kellen Winslow	at L.A. Raiders	8	0
	Dec. 4, 1960	Don Norton	at Oakland*	7	1
* — Played at Candlestick Park in San Francisco, Calif.					
103	Oct. 12, 2014	Malcom Floyd	at Oakland	5	1
	Nov. 1, 2009	Vincent Jackson	vs. Oakland	8	1
101	Nov. 21, 2004	Antonio Gates	at Oakland	8	1
100	Oct. 1, 1972	Cid Edwards	at Oakland	6	0

POSTSEASON

Yards	Date	Player	Opponent	Rec	TD
130	Jan. 11, 1981	Charlie Joiner	vs. Oakland*	6	2

*AFC Championship

ALL-TIME 100-YARD RECEIVING GAMES

BY PLAYER

Player	Total	W	L	T	Win Pct.
Kellen Winslow.....	5	2	3	0	.400
Lance Alworth.....	4	3	1	0	.750
Malcom Floyd.....	3	2	1	0	.667
John Jefferson.....	3	1	2	0	.333
Charlie Joiner.....	3	0	3	0	.000
Don Norton.....	3	2	1	0	.667
Keenan Allen.....	2	1	1	0	.500
Wes Chandler.....	2	0	2	0	.000
Gary Garrison.....	2	0	2	0	.000
Antonio Gates.....	2	2	0	0	1.000
Vincent Jackson.....	2	2	0	0	1.000
Gary Anderson.....	1	0	1	0	.000
Travis Benjamin.....	1	0	1	0	.000
Vincent Brown.....	1	0	1	0	.000
Cid Edwards.....	1	0	0	1	.500
Jeff Graham.....	1	1	0	0	1.000
Lionel James.....	1	1	0	0	1.000
Shawn Jefferson.....	1	0	1	0	.000
Freddie Jones.....	1	0	1	0	.000
Dave Kocourek.....	1	1	0	0	1.000
Jacque MacKinnon.....	1	0	1	0	.000
Tony Martin.....	1	1	0	0	1.000
Tyrell Williams.....	1	0	1	0	.000
Total (23 Players).....	43	19	23	1	.454

POSTSEASON

Player	Total	W	L	T	Pct.
Charlie Joiner.....	1	0	1	0	.000

ALL-TIME 200-YARD ALL-PURPOSE GAMES

BY YARDS

Yards	Date	Player	Opponent	Scrim.	Ret.
345	Nov. 10, 1985	Lionel James	vs. L.A. Raiders	219	126
282	Nov. 22, 1981	James Brooks	at Oakland	135	147
265	Nov. 27, 1960	Paul Lowe	vs. Oakland	245	20
260	Dec. 28, 2003	LaDainian Tomlinson	vs. Oakland	260	0
250	Nov. 18, 2001	Ronney Jenkins	at Oakland	0	250
246	Sept. 14, 2009	Darren Sproles	at Oakland	66	180
241	Sept. 30, 1962	Keith Lincoln	at Oakland	195	46
217	Oct. 27, 1963	Keith Lincoln	vs. Oakland	141	76
215	Jan. 1, 2012	Richard Goodman	at Oakland	0	215
214	Oct. 14, 2007	LaDainian Tomlinson	vs. Oakland	214	0
213	Oct. 10, 2010	Malcom Floyd	at Oakland	213	0
	Oct. 29, 1967	Lance Alworth	at Oakland	213	0
211	Sept. 28, 2003	LaDainian Tomlinson	at Oakland	211	0
203	Nov. 1, 1964	Lance Alworth	vs. Oakland	203	0

2018 SINGLE-GAME HIGHS

INDIVIDUAL

Passing

Longest Scoring Pass — 42, P.Rivers to M.Williams,
Sept. 23 at L.A. Rams
Longest Non-Scoring Pass — 30, P.Rivers to A.Ekeler,
Sept. 9 vs. Kansas City
Most Passing Attempts — 51, P.Rivers, Sept. 9 vs. Kansas City
Most Completions — 34, P.Rivers, Sept. 9 vs. Kansas City
Most Passing Yards — 424, P.Rivers, Sept. 9 vs. Kansas City
Most Passing Touchdowns — 3, three times, most recently P.Rivers,
Sept. 30 vs San Francisco

Rushing

Longest Scoring Run — 20, M.Gordon, Sept. 16 at Buffalo
Longest Non-Scoring Run — 34, M.Gordon, Sept. 30 vs San Francisco
Most Rushing Attempts — 15, three times, most recently M.Gordon,
Sept. 30 vs San Francisco
Most Rushing Yards — 104, M.Gordon, Sept. 30 vs San Francisco
Most Rushing Touchdowns — 1, twice, most recently M.Gordon,
Sept. 23 at L.A. Rams

Receiving

Most Receptions — 9, M.Gordon, Sept. 9 vs. Kansas City
Most Receiving Yards — 108, K.Allen, Sept. 9 vs. Kansas City
Most Receiving Touchdowns — 2, twice, most recently M.Williams,
Sept. 23 at L.A. Rams

Total Offense

Most Total Yards from Scrimmage — 166, M.Gordon,
Sept. 9 vs. Kansas City
Most Touchdowns — 2, twice, most recently M. Williams,
Sept. 23 at L.A. Rams

Special Teams

Longest Punt — 63, D.Kaser, Sept. 9 vs. Kansas City
Longest Field Goal — 48, C.Sturgis, Sept. 30 vs San Francisco
Most Attempted Field Goals — 4, C.Sturgis, Sept. 30 vs San Francisco
Most Made Field Goals — 3, C.Sturgis, Sept. 30 vs San Francisco

Returns

Longest Kickoff Return — 33, J.Jones, Sept. 23 at L.A. Rams
Longest Punt Return — 56, D.King, Sept. 30 vs San Francisco
Longest Interception Return — 86, Tr. Williams, Sept. 30 vs San Francisco
Longest Fumble Return — None

Defense

Most Interceptions — 1, four times, most recently I. Rochell and
Tr. Williams, Sept. 30 vs San Francisco
Most Tackles — 9, four times, most recently D.James, B.Mebane,
D.Perryman and K.White, Sept. 23 at L.A. Rams
Most Solo Tackles — 7, four times, most recently
D.Perryman and Tr.Williams, Sept. 30 vs. San Francisco
Most Sacks — 1.5, M.Ingram, Sept. 16 at Buffalo
Most Passes Defensed — 3, K.White, Sept. 16 at Buffalo

TEAM

Most, Offense

First Downs — 33, Sept. 9 vs. Kansas City
Rushing Attempts — 27, Sept. 30 vs San Francisco
Rushing Yards — 141, Sept. 23 at L.A. Rams
Rushing Touchdowns — 1, twice, most recently Sept. 23 at L.A. Rams
Passing Attempts — 51, Sept. 9 vs. Kansas City
Completions — 34, Sept. 9 vs. Kansas City
Net Passing Yards — 424, Sept. 9 vs. Kansas City
Touchdowns Thrown — 3, three times, most recently
Sept. 30 vs San Francisco
Offensive Plays — 74, Sept. 9 vs. Kansas City
Total Offense — 541, Sept. 9 vs. Kansas City
Time of Possession — 34:26, Sept. 9 vs. Kansas City

Most, Turnovers

Turnovers — 2, twice, most recently Sept. 23 at L.A. Rams
Interceptions Thrown — 1, twice, most recently
Sept. 30 vs San Francisco
Fumbles — 2, twice, most recently Sept. 23 at L.A. Rams
Fumbles Lost — 2, Sept. 23 at L.A. Rams

Longest Scoring Drives

Plays — 13, Sept. 23 at L.A. Rams
Yards — 96, Sept. 9 vs. Kansas City
Time — 6:46, Sept. 16 at Buffalo

Shortest Scoring Drives

Plays — 3, most recently Sept. 30 vs San Francisco
Yards — 2, Sept. 30 vs San Francisco
Time — 0:13, Sept. 30 vs San Francisco

Fewest, Defense

First Downs Allowed — 17, Sept. 16 at Buffalo
Rushing Attempts Allowed — 21, Sept. 30 vs San Francisco
Rushing Yards Allowed — 76, Sept. 30 vs San Francisco
Passing Attempts Allowed — 27, Sept. 9 vs. Kansas City
Completions Allowed — 15, Sept. 9 vs. Kansas City
Net Passing Yards Allowed — 209, Sept. 16 at Buffalo
Total Plays Allowed — 55, Sept. 9 vs. Kansas City
Total Yards Allowed — 293, Sept. 16 at Buffalo

Most, Defense

Takeaways — 2, three times, most recently Sept. 30 vs San Francisco
Interceptions — 2, twice, most recently Sept. 30 vs San Francisco
Fumbles Forced — 1, three times, most recently
Sept. 30 vs San Francisco
Fumbles Recovered — 1, Sept. 23 at L.A. Rams
Passes Defensed — 10, Sept. 30 vs. San Francisco
Sacks — 5, Sept. 16 at Buffalo

GAME-BY-GAME PASSES DEFENSED

Sept. 9		Kansas City:	Desmond King II (1), Damion Square (1), Trevor Williams (1).
Sept. 16	at	Buffalo:	Kyzir White (3), Adrian Phillips (2), Jahleel Addae (1), Jatavis Brown (1), Casey Hayward Jr. (1), Derwin James (1).
Sept. 23	at	L.A. Rams:	Derwin James (2), Jahleel Addae (1), Brandon Mebane (1).
Sept. 30		San Francisco:	Casey Haywar Jr. (2), Derwin James (2), Trevor Williams (2), Jatavis Brown (1), Denzel Perryman (1), Isaac Rochell (1), Damion Square (1).
Oct. 7		Oakland:	
Oct. 14	at	Cleveland:	
Oct. 21		Tennessee*:	
Nov. 4	at	Seattle:	
Nov. 11	at	Oakland:	
Nov. 18		Denver:	
Nov. 25		Arizona:	
Dec. 2	at	Pittsburgh:	
Dec. 9		Cincinnati:	
Dec. 13	at	Kansas City:	
Dec. 22/23		Baltimore:	
Dec. 30	at	Denver:	

*Played at Wembley Stadium in London, England.

SEASON TOTALS (26)

Name	No.	Name	No.
Derwin James	5	Denzel Perryman	1
Casey Hayward Jr.	3	Isaac Rochell	1
Kyzir White	3		
Trevor Williams	3		
Jahleel Addae	2		
Jatavis Brown	2		
Adrian Phillips	2		
Damion Square	2		
Desmond King II	1		
Brandon Mebane	1		

GAME-BY-GAME SACKS

Sept. 9		Kansas City:	Derwin James (1.0-0).
Sept. 16	at	Buffalo:	Melvin Ingram III (1.5-13.5), Jatavis Brown (1.0-8), Derwin James (1.0-6), Uchenna Nwosu (1.0-3), Damion Square (0.5-5.5).
Sept. 23	at	L.A. Rams:	Brandon Mebane (1.0-4).
Sept. 30		San Francisco:	Derwin James (1.0-10).
Oct. 7		Oakland:	
Oct. 14	at	Cleveland:	
Oct. 21		Tennessee*:	
Nov. 4	at	Seattle:	
Nov. 11	at	Oakland:	
Nov. 18		Denver:	
Nov. 25		Arizona:	
Dec. 2	at	Pittsburgh:	
Dec. 9		Cincinnati:	
Dec. 13	at	Kansas City:	
Dec. 22/23		Baltimore:	
Dec. 30	at	Denver:	

*Played at Wembley Stadium in London, England.

SEASON TOTALS (8.0 — 50)

Name	No.	Yards
Derwin James	3.0	16
Melvin Ingram III	1.5	13.5
Jatavis Brown	1.0	8
Brandon Mebane	1.0	4
Uchenna Nwosu	1.0	3
Damion Square	0.5	5.5

ALL-TIME SERIES HISTORY

Franchise	REGULAR SEASON						POSTSEASON					PRESEASON		
	W	L	T	Pct.	PF	PA	W	L	Pct.	PF	PA	W	L	T
Arizona Cardinals ¹	9	4	0	.692	322	267	0	0	—			14	10	0
Atlanta Falcons	2	8	0	.200	130	213	0	0	—			4	2	0
Baltimore Ravens	5	6	0	.455	226	231	0	0	—			0	0	0
Buffalo Bills	24	10	2	.706	899	609	1	2	0.333	27	57	0	1	0
Carolina Panthers	1	5	0	.167	93	147	0	0	—			0	0	0
Chicago Bears	5	7	0	.417	232	204	0	0	—			4	3	0
Cincinnati Bengals	19	14	0	.576	788	722	1	1	.500	34	37	0	0	0
Cleveland Browns ²	16	9	1	.635	612	498	0	0	—			1	0	1
Dallas Cowboys	5	6	0	.455	261	256	0	0	—			9	7	0
Denver Broncos	51	64	1	.443	2,495	2,471	0	1	.000	17	24	5	2	0
Detroit Lions	7	4	0	.636	244	250	0	0	—			0	1	0
Green Bay Packers	1	10	0	.091	186	342	0	0	—			2	1	1
Houston Texans	5	1	0	.833	164	100	0	0	—			1	0	0
Indianapolis Colts ³	16	10	0	.615	616	449	2	1	.667	71	76	2	2	0
Jacksonville Jaguars	7	3	0	.700	291	178	0	0	—			0	0	0
Kansas City Chiefs ⁴	54	61	1	.470	2,334	2,558	1	0	1.000	17	0	5	2	0
Los Angeles Rams ⁵	5	7	0	.417	313	325	0	0	—			19	18	0
Miami Dolphins	13	16	0	.448	645	646	2	2	.500	76	124	3	1	0
Minnesota Vikings	6	6	0	.500	300	279	0	0	—			3	11	1
New England Patriots ⁶	14	22	2	.389	747	904	1	2	.333	84	55	5	2	0
New Orleans Saints	7	5	0	.583	323	234	0	0	—			4	4	0
New York Giants	7	5	0	.583	319	281	0	0	—			5	3	0
New York Jets ⁷	22	12	1	.647	996	705	0	2	.000	31	37	4	2	1
Oakland Raiders ⁸	52	62	2	.457	2,509	2,547	0	1	.000	27	34	7	7	0
Philadelphia Eagles	7	5	0	.583	235	242	0	0	—			3	1	0
Pittsburgh Steelers	7	22	0	.241	525	743	2	1	.667	72	76	1	2	0
San Francisco 49ers	8	6	0	.571	323	374	0	1	.000	26	49	21	26	0
Seattle Seahawks	24	26	0	.480	1,042	1,049	0	0	—			5	11	0
Tampa Bay Buccaneers	8	3	0	.727	300	212	0	0	—			0	0	0
Tennessee Titans ⁹	26	14	1	.650	1,068	902	1	3	.250	50	57	7	3	0
Washington Redskins	4	7	0	.364	239	268	0	0	—			1	0	0
ALL-TIME TOTALS	437	440	11	.498	19,777	19,206	11	17	.393	532	626	135	122	4

Note: Prior to 1972, tie games were not included in winning percentage.

1—Known as St. Louis Cardinals (1960-87) and Phoenix Cardinals (1988-93)

2—Did not play from 1996-98 after relocation to Baltimore, but rejoined as an expansion franchise in 1999

3—Known as Baltimore Colts (1960-83)

4—Known as Dallas Texans (1960-62)

5—Known Los Angeles Rams (1960-94 and 2016-present) and St. Louis Rams (1995-2015)

6—Known as Boston Patriots (1960-70)

7—Known as Titans of New York (1960-62)

8—Known as Oakland Raiders (1960-81 and 1995-present) and Los Angeles Raiders (1982-94)

9—Known as Houston Oilers (1960-96) and Tennessee Oilers (1997-98)



RECORDS
SECTION

INDIVIDUAL RECORDS

POINTS

Most, Career

1,076	John Carney, 1990-00
918	LaDainian Tomlinson, 2001-09
889	Nate Kaeding, 2004-12

Most, Season

186	LaDainian Tomlinson, 2006
146	Nate Kaeding, 2009
144	Nick Novak, 2013

Most, Season, Rookie

114	Nate Kaeding, 2004
106	Josh Lambo, 2015
	Dennis Partee, 1968
94	Herb Travenio, 1965

Most, Game

30	Kellen Winslow at Oakland Nov. 22, 1981
24	(9x) Last: D. Woodhead vs. Miami Dec. 20, 2015
19	Greg Davis at Oakland Oct. 5, 1997

TOUCHDOWNS

Most Seasons Leading League

3	Lance Alworth, 1964, 1965, 1966
1	LaDainian Tomlinson, 2006

Most, Career

153	LaDainian Tomlinson, 2001-09
115	Antonio Gates, 2003-18
83	Lance Alworth, 1962-70

Most, Season

31	LaDainian Tomlinson, 2006
20	LaDainian Tomlinson, 2005
19	Chuck Muncie, 1981

Most, Game

5	Kellen Winslow at Oakland Nov. 22, 1981
4	(9x) Last: D. Woodhead vs. Miami Dec. 20, 2015
3	(40x) Last: M. Gordon at Atlanta Oct. 26, 2016

Most Consecutive Games

18	LaDainian Tomlinson, 2004-05
10	LaDainian Tomlinson, 2006
9	Antonio Gates, 2009-10
	Natrone Means, 1993-94
	Lance Alworth, 1963

POINTS AFTER TOUCHDOWN

Most, Career

349	Nate Kaeding, 2004-12
328	Rolf Benirschke, 1977-86
293	John Carney, 1990-00

Most, Season

58	Nate Kaeding, 2006
55	Rolf Benirschke, 1981
54	Nate Kaeding, 2004

Most, Game

7	(6x) Last: Nate Kaeding vs. Den. Dec. 28, 2008
6	(28x) Last: N. Novak vs. Buffalo Nov. 19, 2017
5	(51x) Last: J. Lambo vs. Jax. Sept. 10, 2016

Most Consecutive

250	Nate Kaeding, 2004-09
128	Nick Novak, 2011-14
87	Rolf Benirschke, 1983-86

Most Attempts, Career

352	Rolf Benirschke, 1977-86
351	Nate Kaeding, 2004-12
298	John Carney, 1990-00

Most Attempts, Season

61	Rolf Benirschke, 1981
58	Nate Kaeding, 2006
55	Nate Kaeding, 2004
	Bob Thomas, 1985

Most Attempts, Game

8	Rolf Benirschke at Oakland Nov. 22, 1981
7	(6x) Last: N. Kaeding vs. Den. Dec. 28, 2008
6	(37x) Last: N. Novak vs. Buffalo Nov. 19, 2017

TWO-POINT CONVERSIONS

Most, Career

3	Ronnie Harmon, 1990-95
2	Ladarius Green, 2012-15
	Legedu Naanee, 2007-10
	Dave Kocourek, 1960-65
1	(19x) Last: Antonio Gates, 2018

Most, Season

3	Ronnie Harmon, 1994
2	Melvin Gordon, 2018
1	(24x) Last: Melvin Gordon vs. 49ers Sept. 30, 2018

Most, Game

2	Ladarius Green vs. Oakland Oct. 25, 2015
1	(27x) Last: Melvin Gordon vs. 49ers Sept. 30, 2018

FIELD GOALS

Most, Career

261	John Carney, 1990-00
180	Nate Kaeding, 2004-12
146	Rolf Benirschke, 1977-86

Most, Season

34	Nick Novak, 2013
	John Carney, 1994
32	Nate Kaeding, 2009
31	John Carney, 1993, 1999

Most, Game

6	(3x) Last: Greg Davis at Oakland Oct. 5, 1997
5	(11x) Last: Nate Kaeding at Oak. Sept. 10, 2012
4	(33x) Last: N. Novak vs. Buffalo Nov. 19, 2017

Most, Game, No Misses

6	(3x) Last: Greg Davis at Oakland Oct. 5, 1997
5	(10x) Last: Nate Kaeding at Oak. Sept. 10, 2012
4	(23x) Last: Josh Lambo at Atl. Oct. 23, 2016

Highest Percentage, Career (min. 100 att.)

.870	Nate Kaeding, 2004-12 (180 of 207)
.846	Nick Novak, 2011-14, 17 (110 of 130)
.816	John Carney, 1990-00 (261 of 320)

Highest Percentage, Season (min. 14 att.)

.919	Nick Novak, 2013 (34 of 37)
.914	Nate Kaeding, 2009 (32 of 35)
.905	John Carney, 1990 (19 of 21)

Most Consecutive

32	Nick Novak, 2013-14
29	John Carney, 1992-93
22	Nate Kaeding, 2009-10

Most Attempts, Career

320	John Carney, 1990-00
208	Rolf Benirschke, 1977-86
207	Nate Kaeding, 2004-12

Most Attempts, Season

40	John Carney, 1993
38	John Carney, 1994
37	Nick Novak, 2013

Most Attempts, Game

7	Dick Van Raaphorst at N.Y. Jets Oct. 8, 1966
6	(6x) Last: Steve Christie vs. Den. Dec. 1, 2002
5	(25x) Last: N. Novak vs. Buffalo Nov. 19, 2017

Longest

57	Nate Kaeding at Tampa Bay Dec. 21, 2008
55	Nate Kaeding vs. Kansas City Nov. 29, 2009
54	(5x) Last: Josh Lambo vs. Pitt. Oct. 12, 2015

RUSHING YARDS

Most Seasons Leading League

2	LaDainian Tomlinson, 2006, 2007
1	Dick Post, 1968
	Paul Lowe, 1965

Most, Career

12,490	LaDainian Tomlinson, 2001-09
4,972	Paul Lowe, 1960-68
4,297	Marion Butts, 1989-93

Most, Season

1,815	LaDainian Tomlinson, 2006
1,683	LaDainian Tomlinson, 2002
1,645	LaDainian Tomlinson, 2003

Most, Game

243	LaDainian Tomlinson vs. Oakl. Dec. 28, 2003
220	LaDainian Tomlinson vs. Denver Dec. 1, 2002
217	LaDainian Tomlinson vs. N.E. Sept. 29, 2002
	Gary Anderson vs. Kansas City, Dec. 18, 1988

Longest Run

87t	Melvin Gordon at New England Oct. 29, 2017
87t	Paul Lowe at Dallas Sept. 10, 1961
86t	Keith Lincoln at Oakland, Sept. 30, 1962
85t	L. Tomlinson vs. Kansas City Dec. 17, 2006

RUSHING TOUCHDOWNS

Most Seasons Leading League

3	LaDainian Tomlinson, 2004, 2006, 2007
---	---------------------------------------

Most, Career

138	LaDainian Tomlinson, 2001-09
43	Chuck Muncie, 1980-84
38	Paul Lowe, 1960-67

Most, Season

28	LaDainian Tomlinson, 2006
19	Chuck Muncie, 1981
18	LaDainian Tomlinson, 2005

Most, Game

4	LaDainian Tomlinson vs. Oak., Oct. 14, 2007
	L. Tomlinson at Cincinnati, Nov. 12, 2006
	L. Tomlinson at San Francisco, Oct. 15, 2006
	Chuck Muncie vs. Denver, Nov. 29, 1981
	Clarence Williams vs. Buffalo, Sept. 16, 1979
3	(21x), Last: R. Mathews at Den. Jan. 2, 2011
2	(113x), Last: M. Gordon at Atl. Oct. 23, 2016

RUSHING AVERAGE

Highest, Career (minimum 500 att.)

4.90	Paul Lowe, 1960-68
4.71	Keith Lincoln, 1961-66, 68
4.43	Dick Post, 1967-70

Highest, Season (minimum 100 att.)

6.45	Keith Lincoln, 1963
6.29	Paul Lowe, 1960
5.71	Paul Lowe, 1963

Highest, Game (minimum 10 att.)

14.7	Michael Turner at Denver Oct. 7, 2007
13.8	Keith Lincoln at Oakland Sept. 30, 1962
12.7	Keith Lincoln at Kansas City Oct. 20, 1963

RUSHING ATTEMPTS

Most Seasons Leading League

1	Paul Lowe, 1965
---	-----------------

Most, Career

2,880	LaDainian Tomlinson, 2001-09
1,031	Marion Butts, 1989-93
1,015	Paul Lowe, 1960-68

Most, Season

372	LaDainian Tomlinson, 2002
348	LaDainian Tomlinson, 2006
343	Natrone Means, 1994

Most, Game

39	LaDainian Tomlinson at Oakland Oct. 20, 2002
	Marion Butts at Kansas City Dec. 17, 1989
37	(3x) Last: L. Tomlinson at Oak. Nov. 21, 2004
36	L. Tomlinson vs. Washington, Sept. 9, 2001
	Gary Brown at Oakland, Oct. 5, 1997

PASS ATTEMPTS

Most Seasons Leading League

1	Philip Rivers, 2015
---	---------------------

Most, Career

6,639	Philip Rivers, 2004-18
5,604	Dan Fouts, 1973-87
3,640	John Hadl, 1962-72



Most, Season

661 Philip Rivers, 2015
609 Dan Fouts, 1981
589 Dan Fouts, 1980

Most, Game

65 Philip Rivers at Green Bay Oct. 18, 2015
58 Philip Rivers vs. Oakland Oct. 25, 2015
Mark Herrmann at Kansas City Dec. 22, 1985
56 Dan Fouts vs. Miami Nov. 18 1984 (OT)

PASS COMPLETIONS**Most Seasons Leading League**

1 Philip Rivers, 2015

Most, Career

4,271 Philip Rivers, 2004-18
3,297 Dan Fouts, 1973-1987
1,824 John Hadl, 1962-1972

Most, Season

437 Philip Rivers, 2015
379 Philip Rivers, 2014
378 Philip Rivers, 2013

Most, Game

43 Philip Rivers at Green Bay Oct. 18, 2015
38 Philip Rivers vs. Oakland Oct. 25, 2015
37 Mark Herrmann at Kansas City Dec. 22, 1985
Dan Fouts vs. Miami Nov. 18, 1984 (OT)

Most Consecutive

22 Philip Rivers vs. Detroit Sept. 13, 2015 and at Cincinnati Sept. 20, 2015
16 Philip Rivers vs. Indianapolis Oct. 14, 2013 and at Jacksonville Oct. 20, 2013
15 Philip Rivers at Green Bay Sept. 23, 2007
Dan Fouts at Cleveland Sept. 7, 1981

COMPLETION PERCENTAGE**Most Seasons Leading League**

1 Philip Rivers, 2013

Highest, Career (minimum 500 att.)

.643 Philip Rivers, 2004-18
.622 Drew Brees, 2001-05
.588 Dan Fouts, 1973-87

Highest, Season (minimum 140 att.)

.695 Philip Rivers, 2013
.665 Philip Rivers, 2014
.661 Philip Rivers, 2015

Highest, Game (minimum 20 att.)

.900 Philip Rivers vs. K.C. Nov. 1, 2012 (18 of 20)
.880 Drew Brees vs. Oak. Oct. 31, 2004 (22 of 25)
.864 Drew Brees vs. N.Y.G. Sept. 25, 2005 (19 of 22)

PASSING YARDS**Most Seasons Leading League**

4 Dan Fouts, 1979, 1980, 1981, 1982
3 John Hadl, 1965, 1968, 1971
1 Philip Rivers, 2010

Most, Career

51,504 Philip Rivers, 2004-18
43,040 Dan Fouts, 1973-87
26,938 John Hadl, 1962-72

Most, Season

4,802 Dan Fouts, 1981
4,792 Philip Rivers, 2015
4,715 Dan Fouts, 1980

Most, Game

503 Philip Rivers at Green Bay Oct. 18, 2015
455 Philip Rivers at Seattle Sept. 26, 2010
444 Dan Fouts at San Francisco Dec. 11, 1982
Dan Fouts vs. New York Giants Oct. 19, 1980

Most Games 300 Yards or More, Career

58 Philip Rivers, 2004-18
51 Dan Fouts, 1973-87
16 John Hadl, 1962-72

Most Games 300 Yards or More, Season

8 Philip Rivers, 2015
Dan Fouts, 1980
7 Dan Fouts, 1981, 1985
6 Philip Rivers, 2017, 2016, 2012, 2011, 2010
Dan Fouts, 1979

Most Consecutive Games, 300 Yards or More

5 Philip Rivers, 2015
4 Dan Fouts, 1980-81, 1979
3 Philip Rivers, 2017, 2016, 2010-11
Dan Fouts, 1985, 1980
John Hadl, 1967

Most Games 400 Yards or More, Career

10 Philip Rivers, 2004-18
6 Dan Fouts, 1973-87
1 Jim Harbaugh, 1999-00

Longest Completion

99t Stan Humphries at Seattle Sept. 18, 1994
91t Jack Kemp at Denver Nov. 12, 1961
88t Ed Luther vs. Chicago Dec. 3, 1984

TOUCHDOWN PASSES**Most Seasons Leading League**

2 John Hadl, 1968, 1971
Dan Fouts, 1981, 1982
1 Philip Rivers, 2008 (tied with Drew Brees)

Most, Career

353 Philip Rivers, 2004-18
254 Dan Fouts, 1973-87
201 John Hadl, 1962-72

Most, Season

34 Philip Rivers, 2008
33 Philip Rivers, 2016
Dan Fouts, 1981
32 Philip Rivers, 2013

Most, Game

6 Dan Fouts at Oakland Nov. 22, 1981
5 (4x), Last: Drew Brees vs. Oak. Oct. 31, 2004
4 (28x), Last: Philip Rivers at Oak. Oct. 9, 2016

Most Consecutive Games

28 Philip Rivers, 2012-14
23 Philip Rivers, 2009-10
20 Dan Fouts, 1979-80

INTERCEPTIONS THROWN**Most Seasons Leading League**

1 Philip Rivers, 2016
John Hadl, 1968

Most, Career

242 Dan Fouts, 1973-87
211 John Hadl, 1962-72
168 Philip Rivers, 2004-18

Most, Season

32 John Hadl, 1968
26 John Hadl, 1972
25 John Hadl, 1971
Jack Kemp, 1960

Most, Game

6 Ed Luther vs. Washington Oct. 31, 1983
John Hadl vs. Kansas City Dec. 8, 1968
5 (9x), Last: C. Whelihan at Sea. Dec. 13, 1998
4 (32x), Last: Philip Rivers vs. Mia. Nov. 13, 2016

Fewest, Season (minimum 150 att.)

3 Ed Luther, 1984 (151 att.)
4 Doug Flutie, 2003 (167 att.)
John Friesz, 1993 (238 att.)
6 Stan Humphries, 1997 (225 att.)

Most Consecutive Attempts, None Intercepted

194 Drew Brees, Oct. 17-Dec. 5, 2004
170 Philip Rivers, Nov. 27-Dec. 24
168 Dan Fouts, Sept. 27-Oct. 25, 1981

Lowest Percentage, Season (minimum 150 att.)

.017 John Friesz, 1993
Philip Rivers, 2017
.018 Drew Brees, 2004
.019 Philip Rivers, 2009

PASSER RATING**Most Seasons Leading League**

1 Philip Rivers, 2008

Highest, Career (minimum 500 att.)

95.2 Philip Rivers, 2004-18
84.9 Drew Brees, 2001-05
80.2 Dan Fouts, 1973-87

Highest, Season (minimum 300 att.)

105.5 Philip Rivers, 2013, 2008
104.8 Drew Brees, 2004
104.4 Philip Rivers, 2009

Highest, Game (minimum 20 att.)

157.1 Dan Fouts at Cleveland Sept. 7, 1981
153.1 Drew Brees vs. Oakland Oct. 31, 2004
150.5 Philip Rivers vs. San Francisco Dec. 16, 2010

RECEIVING YARDS**Most Seasons Leading League**

3 Lance Alworth, 1965, 1966, 1969

Most, Career

11,596 Antonio Gates, 2003-18
9,584 Lance Alworth, 1962-70
9,203 Charlie Joiner, 1976-86

Most, Season

1,602 Lance Alworth, 1965
1,393 Keenan Allen, 2017
1,383 Lance Alworth, 1966

Most, Game

260 Wes Chandler vs. Cincinnati Dec. 20, 1982
243 Wes Chandler vs. Seattle Sept. 15, 1985
232 Lance Alworth at Kansas City Oct. 20, 1963

Average per Catch, Career (minimum 250 rec.)

19.4 Lance Alworth, 1962-70
18.6 Gary Garrison, 1966-76
17.5 Vincent Jackson, 2005-11

Average per Catch, Season (minimum 35 rec.)

23.2 Lance Alworth, 1965
22.9 Gary Garrison, 1970
21.2 Gary Garrison, 1968, 1971

Longest Reception

99t Tony Martin at Seattle Sept. 18, 1994
91t Keith Lincoln at Denver Nov. 12, 1961
88t Bobby Duckworth at Chicago Dec. 3, 1984

RECEPTIONS**Most Seasons Leading League**

3 Lance Alworth, 1966, 1968, 1969
2 Kellen Winslow, 1980, 1981

Most, Career

934 Antonio Gates, 2003-18
586 Charlie Joiner, 1976-86
541 Kellen Winslow, 1979-87

Most, Season

102 Keenan Allen, 2017
100 LaDainian Tomlinson, 2003
90 Tony Martin, 1995
89 Antonio Gates, 2005
Kellen Winslow, 1980

Most, Game

15 Keenan Allen vs. Detroit Sept. 13, 2015
Kellen Winslow at Green Bay Oct. 7, 1984
14 Keenan Allen at Green Bay Oct. 18, 2015
David Boston at Jacksonville Oct. 5, 2003
Kellen Winslow vs. Kansas City Dec. 11, 1983
13 (6x), Last: A. Gates vs. Miami Dec. 11, 2005

Most Consecutive Games With a Catch

96 Lance Alworth, 1962-69
80 Antonio Gates, 2003-08
78 Charlie Joiner, 1978-84



RECEIVING TOUCHDOWNS

Most Seasons Leading League

3 Lance Alworth, 1964, 1965, 1966

Most, Career

115 Antonio Gates, 2003-18

81 Lance Alworth, 1962-70

58 Gary Garrison, 1966-76

Most, Season

14 Tony Martin, 1996

Lance Alworth, 1965

13 (5x), Last: Antonio Gates, 2004

12 Antonio Gates, 2014

Gary Garrison, 1970

Most, Game

5 K. Winslow at Oakland Nov. 22, 1981

4 Lance Alworth at Denver Dec. 1, 1968

3 (14x) Last: D. Woodhead vs. Mia. Dec. 20, 2015

Most Consecutive Games

9 Antonio Gates, 2009-10

Lance Alworth, 1963

6 John Jefferson, 1980

Lance Alworth, 1964, 1967

5 Lance Alworth, 1965-66

SCRIMMAGE YARDS

Most, Career

16,445 LaDainian Tomlinson, 2001-09

11,596 Antonio Gates, 2003-18

9,721 Lance Alworth, 1962-70

Most, Season

2,370 LaDainian Tomlinson, 2003

2,323 LaDainian Tomlinson, 2006

2,172 LaDainian Tomlinson, 2002

Most, Game

271 LaDainian Tomlinson vs. Denver Dec. 1, 2002

261 Melvin Gordon vs. Tennessee Nov. 6, 2016

260 LaDainian Tomlinson vs. Oakland Dec. 28, 2003

Wes Chandler vs. Cincinnati Dec. 20, 1982

INTERCEPTIONS BY

Most Seasons Leading League

1 Casey Hayward, 2016

Antonio Cromartie, 2007

Most, Career

42 Gill Byrd, 1983-92

29 Dick Harris, 1960-65

26 Rodney Harrison, 1994-02

Most, Season

10 Antonio Cromartie, 2007

9 Charlie McNeil, 1961

8 (4x) Last: Ryan McNeil, 2001

Most, Game

3 A. Cromartie vs. Indianapolis Nov. 11, 2007

Dwayne Harper vs. Oakland Nov. 27, 1995

Pete Shaw at Cincinnati Nov. 2, 1980

Clarence Duren at Miami Oct. 30, 1977

Chris Fletcher at Denver Nov. 30, 1975

Joe Beauchamp vs. Denver Sept. 24, 1972

Leslie Duncan at Oakland Sept. 25, 1966

Bud Whitehead at Buffalo Oct. 10, 1965

Dick Harris at Buffalo Nov. 17, 1963

Charlie McNeil vs. Houston Sept. 24, 1961

C. McNeil vs. New York Titans Dec. 18, 1960

2 (84x) Last: C. Hayward vs. Bills Nov. 19, 2017

Most Consecutive Games

5 Charlie McNeil, 1961

4 (4x) Last: Greg Jackson, 1998

3 (18x) Last: Stephen Cooper, 2008

INTERCEPTION RETURN YARDS

Most Seasons Leading League

1 Charlie McNeil, 1961

Most, Career

546 Gill Byrd, 1983-92

502 Charlie McNeil, 1960-64

477 Kenny Graham, 1964-69

Most, Season

349 Charlie McNeil, 1961

224 Stanley Richard, 1994

166 Vencie Glenn, 1987

Most, Game

177 Charlie McNeil vs. Houston, Sept. 24, 1961

106 Woodrow Lowe vs. Pittsburgh, Nov. 18, 1979

103 Vencie Glenn vs. Denver, Nov. 29, 1987

Longest Return

103t Vencie Glenn vs. Denver, Nov. 29, 1987

102t Donald Frank at L.A. Raiders, Oct. 31, 1993

100t Leslie Duncan vs. Kansas City, Oct. 15, 1967

INTERCEPTION RETURN TOUCHDOWNS

Most, Career

5 Kenny Graham, 1964-69

Dick Harris, 1960-65

4 Woodrow Lowe, 1976-86

3 Eric Weddle, 2007-15

Joe Beauchamp, 1966-75

Most, Season

3 Dick Harris, 1961

2 (9x) Last: Demorrio Williams, 2012

1 (73x) Last: Desmond King, 2017

Most, Game

1 (94x) Last: Desmond King at Dallas Nov. 23, 2017

SACKS

Most Seasons Leading League

1 Shawne Merriman, 2006

Most, Career

105.5 Leslie O'Neal, 1986-95

69.5 Shaun Phillips, 2004-12

67.0 Gary Johnson, 1975-84

Most, Season

17.5 Gary Johnson, 1980

17.0 S. Merriman, 2006

Leslie O'Neal, 1992

Steve DeLong, 1969

15.5 Fred Dean, 1978

Most, Game (since 1982)

5 Leslie O'Neal vs. Dallas Nov. 16, 1986

4 (5x) Last: A. Barnes vs. Balt. Dec. 18, 2011

3.5 (3x) Last: Kendall Reyes at N.Y.J. Dec. 23, 2012

PUNTS

Most, Career

771 Darren Bennett, 1995-03

756 Mike Scifres, 2003-15

519 Dennis ParTEE, 1968-75

Most, Season

95 Darren Bennett, 1998

92 Darren Bennett, 2000

89 Darren Bennett, 1997, 1999

Most, Game

11 (5x), Last: D. Bennett at Oak. Oct. 11, 1998

10 (10x) Last: D. Kaser at Jax Nov. 12, 2017

9 (14x), Last: D. Kaser at NYJ Dec. 24, 2017

PUNT YARDS

Most, Career

34,152 Mike Scifres, 2003-15

33,776 Darren Bennett, 1995-03

21,417 Dennis ParTEE, 1968-75

Most, Season

4,248 Darren Bennett, 2000

4,174 Darren Bennett, 1998

3,972 Darren Bennett, 1997

Most, Game

522 Darren Bennett at Oakland Oct. 11, 1998

493 Mike Scifres at Denver Nov. 18, 2012

492 Dennis ParTEE at Kansas City Nov. 10, 1974

Longest Punt

82 Paul Maguire vs. Dallas Nov. 19, 1961

73 Dennis ParTEE at Denver Oct. 17, 1971

72 Mike Scifres at Buffalo, Sept. 21, 2014

PUNTING AVERAGE

Highest, Career (minimum 100 att.)

47.4 Drew Kaser, 2016-18

45.2 Mike Scifres, 2003-15

43.8 Darren Bennett, 1995-03

42.9 Ralf Mojsiejenko, 1985-88

Highest, Season (minimum 50 att.)

48.3 Mike Scifres, 2012

48.1 Drew Kaser, 2017

46.7 Mike Scifres, 2010

46.3 Drew Kaser, 2016

Highest, Game (minimum 4 att.)

59.5 Mike Scifres at St. Louis Oct. 17, 2010

Darren Bennett at Pittsburgh Oct. 1, 1995

57.0 Drew Kaser at Denver Oct. 30, 2016

Mike Scifres vs. Kansas City Oct. 19, 2014

Darren Bennett at Kansas City Sept. 17, 2000

56.7 Darren Bennett at Denver Oct. 6, 1996

PUNT RETURN YARDS

Most Seasons Leading League

1 Leslie "Speedy" Duncan, 1965

Most, Career

2,388 Mike Fuller, 1975-80

1,651 Leslie "Speedy" Duncan, 1964-70

1,407 Darrien Gordon, 1983-96

Most, Season

537 Darrien Gordon, 1996

489 Eric Metcalf, 1997

475 Darrien Gordon, 1994

Most, Game

168 Eric Metcalf at Cincinnati Nov. 2, 1997

136 Mike Fuller at Buffalo Nov. 21, 1976

133 Andre Coleman at Phil. Sept. 17, 1995

Longest Return

95t L. Duncan vs. New York Jets, Nov. 24, 1968

90t Darrien Gordon at L.A. Raiders, Sept. 25, 1994

88t A. Coleman at Philadelphia, Sept. 17, 1995

Mike Fuller at New Orleans, Oct. 9, 1977

PUNT RETURN AVERAGE

Most Seasons Leading League

2 Leslie "Speedy" Duncan, 1965, 1966

Highest, Career (minimum 50 ret.)

13.7 Darrien Gordon, 1993-96

12.0 Leslie "Speedy" Duncan, 1964-70

11.3 Mike Fuller, 1975-80

Highest, Season (minimum 20 ret.)

15.5 Leslie "Speedy" Duncan, 1965

14.9 Darrien Gordon, 1996

13.2 (4x), Last: Darrien Gordon, 1994



PUNT RETURN TOUCHDOWNS

Most, Career

- 4 Leslie "Speedy" Duncan, 1964-70
- 3 Eric Metcalf, 1997
- Darrien Gordon, 1993-96
- 2 (4x) Last: Darren Sproles, 2005-10

Most, Season

- 3 Eric Metcalf, 1997
- 2 (3x) Last: Darrien Gordon, 1994
- 1 (17x) Last: Travis Benjamin, 2017

Most, Game

- 2 Eric Metcalf at Cincinnati, Nov. 2, 1997
- 1 (23x) Last: T. Benjamin vs. Den. Oct. 22, 2017

PUNT RETURNS

Most Seasons Leading League

- 1 Leslie Duncan, 1965

Most, Career

- 212 Mike Fuller, 1975-80
- 138 Leslie "Speedy" Duncan, 1964-70
- 124 Lionel James, 1984-88

Most, Season

- 46 Mike Fuller, 1979
- 45 Eric Metcalf, 1997
- 39 Mike Fuller, 1978

Most, Game

- 8 (4x) Last: Leon Johnson at Det. Dec. 7, 2003
- 7 (4x) Last: Mike Fuller at Hou. Dec. 17, 1978
- 6 (9x) Last: J. Herndon vs. Miami Dec. 20, 2015

Most Fair Catches, Season

- 25 Travis Benjamin, 2017
- 24 Kenny Graham, 1969
- 19 Chris Penn, 1999
- Darrien Gordon, 1994

Most Fair Catches, Game

- 6 Phil McConkey at Kansas City Dec. 17, 1989
- 5 Jeff Graham at Oakland Sept. 3, 2000
- Kenny Graham vs. Cincinnati Oct. 4, 1969
- Travis Benjamin vs. Denver Oct. 22, 2017

KICKOFF RETURN YARDS

Most, Career

- 6,469 Darren Sproles, 2005-10
- 3,997 Ronney Jenkins, 2000-02
- 3,914 Andre Coleman, 1994-96

Most, Season

- 1,541 Ronney Jenkins, 2001
- 1,531 Ronney Jenkins, 2000
- 1,528 Darren Sproles, 2005

Most, Game

- 250 Ronney Jenkins, at Oakland Nov. 18, 2001
- 221 Ronney Jenkins vs. N.O. Sept. 10, 2000
- 215 Richard Goodman at Oakland Jan. 1, 2012

Longest Return

- 105t Richard Goodman at Oakland Jan. 1, 2012
- 103t Darren Sproles at Denver Sept. 14, 2008
- Keith Lincoln vs. N.Y. Titans Sept. 16, 1962
- 99t Micheal Spurlock vs. Oakland Dec. 30, 2012

KICKOFF RETURN AVERAGE

Highest, Career (minimum 75 ret.)

- 25.3 Leslie "Speedy" Duncan, 1964-70
- 25.1 Darren Sproles, 2005-10
- 24.2 Ronney Jenkins, 2000-02

Highest, Season (minimum 10 ret.)

- 29.7 Antonio Cromartie, 2006
- 28.4 Keith Lincoln, 1962
- 28.0 Leslie "Speedy" Duncan, 1969

KICKOFF RETURN TOUCHDOWNS

Most, Career

- 4 Andre Coleman, 1994-96
- 3 Ronney Jenkins, 2000-02
- 2 Darren Sproles, 2005-08
- Anthony Miller, 1988-93

Most, Season

- 2 (3x) Last: Ronney Jenkins, 2001
- 1 (13x) Last: Micheal Spurlock, 2012

Most, Game

- 1 (19x) Last: M. Spurlock vs. Oak. Dec. 30, 2012

KICKOFF RETURNS

Most, Career

- 258 Darren Sproles, 2005-10
- 166 Andre Coleman, 1994-96
- 165 Ronney Jenkins, 2000-02

Most, Season

- 67 Ronney Jenkins, 2000
- 63 Darren Sproles, 2005
- 62 Andre Coleman, 1995

Most, Game

- 8 (5x) Last: D. Sproles at N.O. (at London) Oct. 26, 2008
- 7 (13x) Last: D. Sproles vs. Denver Oct. 19, 2009
- 6 (36x) Last: R. Goodman at Oakland Jan. 1, 2012

COMBINED KICKOFF AND PUNT RETURN YARDS

Most, Career

- 7,404 Darren Sproles, 2005-10
- 5,037 Leslie "Speedy" Duncan, 1964-70
- 4,240 Andre Coleman, 1994-96

Most, Season

- 1,737 Andre Coleman, 1995
- 1,636 Darren Sproles, 2005
- 1,625 Darren Sproles, 2008

COMBINED KICKOFF AND PUNT RETURNS

Most, Career

- 372 Darren Sproles, 2005-10
- 289 Mike Fuller, 1975-80
- 272 Leslie "Speedy" Duncan, 1964-70

Most, Season

- 90 Andre Coleman, 1995
- 81 Darren Sproles, 2005
- 80 Darren Sproles, 2009

SERVICE

Most Seasons, Active Player

- 17 David Binn, 1994-10
- 16 Antonio Gates, 2003-18
- 15 Dan Fouts, 1973-87
- Philip Rivers, 2004-18
- Russ Washington, 1968-82
- 14 Don Macek, 1976-89
- Doug Wilkerson, 1971-84

Most Games

- 256 David Binn, 1994-10
- 224 Antonio Gates, 2003-18
- 200 Junior Seau, 1990-02
- Russ Washington, 1968-82
- Philip Rivers, 2005-18

Most Consecutive Games

- 196 Philip Rivers, 2005-18
- 179 David Binn, 1994-10
- 178 Russ Washington, 1968-80

Most Consecutive Starts

- 195 Philip Rivers, 2006-18
- 148 Russ Washington, 1970-80
- 140 Walt Sweeney, 1964-73



TEAM RECORDS

† indicates 9-game strike season

GAMES WON

Most, Season

14 2006
13 2009
12 1961, 1979, 2004

Fewest, Season

1 2000
2 1973, 1975
4 1962, 1972, 1986, 1991, 1997, 2003, 2015

Most Consecutive

15 Nov. 27, 1960–Dec. 3, 1961
11 Oct. 25, 2009–Jan. 3, 2010
Oct. 29, 2006–Sept. 9, 2007
8 (4x) Last: Oct. 24–Dec. 19, 2004

Most Consecutive at Home

10 Nov. 5, 1978–Nov. 25, 1979
9 Sept. 17, 2006–Sept. 9, 2007
Nov. 27, 1960–Dec. 9, 1961
8 Oct. 4, 1992–Sept. 19, 1993

Most Consecutive on Road

11 Oct. 2, 1960–Nov. 12, 1961
6 Oct. 25, 2009–Dec. 25, 2009
Nov. 4, 1979–Sept. 28, 1980
5 Jan. 2, 1994–Oct. 16, 1994

Most Consecutive at Start of Season

11 1961
6 1994
4 1966, 1980, 2002

GAMES LOST

Most, Season

15 2000
12 1975, 1986, 1991, 1997, 2003, 2015
11 1973, 1998, 2001, 2016

Fewest, Season

2 1961, 1965, 2006
3 2009, 1963, 1982†
4 1960, 1979, 2004

Most Consecutive

11 Sept. 3, 2000–Nov. 19, 2000
Sept. 21, 1975–Nov. 30, 1975
9 Dec. 8, 2002–Oct. 5, 2003
Nov. 4, 2001–Dec. 30, 2001
Dec. 4, 2016–Oct. 1, 2017
8 (5x) Last: Dec. 4, 2016–Sept. 24, 2017

Most Consecutive at Home

7 Nov. 13, 2016–Oct. 1, 2017
6 (3x) Last: Nov. 13, 2016–Sept. 24, 2017
5 (6x) Last: Nov. 13, 2016–Sept. 17, 2017

Most Consecutive on Road

11 Oct. 6, 1985–Oct. 26, 1986
8 (3x) Last: Sept. 3, 2000–Dec. 17, 2000
7 Nov. 10, 2002–Oct. 5, 2003
Sept. 20, 1998–Dec. 27, 1998

Most Consecutive on Road Without Victory (Ties incl.)

14 Nov. 22, 1970–Nov. 19, 1972

POINTS

Most, Season

492 2006
478 1981
467 1985

Most, Game

58 vs. Denver, Dec. 22, 1963
55 at Oakland, Nov. 22, 1981
vs. Denver, Oct. 20, 1968
54 vs. Buffalo, Nov. 19, 2017

Most Game, Both Teams

98 vs. Pittsburgh, Dec. 8, 1985
93 vs. N.Y. Titans, Dec. 18, 1960
90 at Cincinnati, Nov. 12, 2006

Most, Half

42 Nov. 12, 2006 at Cincinnati (second half)
41 Nov. 5, 1961 vs. N.Y. Titans (second half)
37 Nov. 19, 2017 vs. Buffalo (first half)

Most, Quarter

28 at Kansas City Nov. 15, 1964 (second quarter)
vs. N.Y. Titans Nov. 5, 1961 (third quarter)
vs. Houston Sept. 24, 1961 (second quarter)

Most, Quarter, Both Teams

38 at Denver Sept. 14, 2008 (2Q)
at Kansas City Oct. 19, 1986 (2Q)
at Denver Oct. 6, 1963 (2Q)
at Boston Oct. 7, 1961 (2Q)

Fewest, Season

188 1973
189 1975
212 1974

Fewest, Game

0 (28x) Last: at Miami Nov. 2, 2014

Most Consecutive Games Not Shutout

240 Nov. 7, 1999–Nov. 2, 2014
121 Sept. 7, 1962–Nov. 2, 1969

TOUCHDOWNS

Most, Season

61 1981
60 1985
59 2006

Most, Game

8 vs. Pittsburgh Dec. 8, 1985
at Oakland Nov. 22, 1981
7 (8x) Last: vs. Denver Dec. 28, 2008
6 (35x) Last: vs. Buffalo Nov. 19, 2017

Fewest, Season

22 1973, 1975
23 1998
25 1977, 1999

POINTS AFTER TOUCHDOWN

Most, Season

58 2006
55 1981
54 2004

Most, Game

7 (7x) Last: vs. Denver Dec. 28, 2008
6 (28x) Last: vs. Buffalo Nov. 19, 2017
5 (50x) Last: vs. Jacksonville Sept. 18, 2016

Fewest, Season

19 1973, 1998
20 1975
21 1977

TWO-POINT CONVERSIONS

Most, Season

3 1994, 2018
2 1962, 1963, 1968, 1998, 2003, 2008, 2010,
2015, 2018

Most, Game – (since 1994)

2 (2x) Last: Antonio Gates and Melvin Gordon
vs. K.C. Sept. 9, 2018
1 (17x) Last: vs. San Francisco Sept. 30, 2018

Most Attempts, Season

7 1994
5 2008
4 1995, 1998, 2000, 2018

Most Attempts, Game – (since 1994)

3 (2x) Last: vs. Kansas City Sept. 9, 2018
2 (5x) Last: vs. Kansas City Sept. 9, 2018
1 (36x) Last: vs. San Francisco Sept. 30, 2018

FIELD GOALS

Most, Season

34 1994, 2013
32 2009
31 1993, 1999

Most, Game

6 (3x) Last: at Oakland Oct. 5, 1997
5 (11x) Last: at Oakland Sept. 10, 2012
4 (34x) Last: vs. Cleveland Dec. 3, 2017

Most Attempts, Season

43 2001
40 1993
38 1994

Most Attempts, Game

7 at N.Y. Jets Oct. 8, 1966
6 (6x) Last: vs. Buffalo Nov. 19, 2017
5 (26x) Last: vs. Cleveland Dec. 3, 2017

Most, Game, Both Teams

9 vs. Kansas City Sept. 29, 1996
8 at Indianapolis Nov. 3, 1996
vs. New England Nov. 9, 1975
7 (15x) Last: at Atlanta Oct. 23, 2016

Most Attempts, Game, Both Teams

10 (4x) Last: vs. Seattle Dec. 12, 1999
9 (3x) Last: vs. Denver Dec. 1, 2002
8 (22x) Last: at Atlanta Oct. 23, 2016

Fewest Made, Season

6 1974
10 1976
12 1964, 1970, 1973, 1975

Fewest Attempts, Season

16 1974
19 1970
20 1962, 1976, 1988, 2003

FIRST DOWNS

Most, Season

380 1985
379 1981
374 1984

Most, Game

35 at Kansas City Oct. 19, 1986
34 vs. Miami Nov. 18, 1984 (OT)
vs. Cincinnati Dec. 20, 1982
33 at Philadelphia Sept. 15, 2013
vs. Oakland Oct. 31, 2004

Most, Game, Both Teams

62 vs. Seattle Sept. 15, 1985
58 vs. Seattle Dec. 29, 2002 (OT)
at Cincinnati Sept. 22, 1985
vs. Miami Nov. 18, 1984 (OT)
57 at New England, Sept. 18, 2011
at San Francisco Dec. 11, 1982

Fewest, Season

198 1973, 1975
208 1961
217 1962

Fewest, Game

3 at Denver Nov. 30, 1975
5 at Denver Nov. 16, 2003
vs. Oakland Oct. 5, 1970
6 vs. Pittsburgh Dec. 24, 2000
at Seattle Nov. 22, 1987

Most by Rushing, Season

137 2006
131 2004
127 1965, 1981

Most by Rushing, Game

19 vs. Oakland Nov. 27, 1960
18 vs. Houston Oct. 3, 1965
17 (3x) Last: vs. Denver, Dec. 28, 2008

Fewest by Rushing, Game

0 vs. Oakland Dec. 5, 2010
at Oakland Nov. 14, 1999
1 (17x) Last: at Indianapolis Sept. 25, 2016
2 (50x) Last: at Cleveland Dec. 24, 2016

Most by Passing, Season

259 1985
244 1980
240 1984

Most by Passing, Game

27 vs. Seattle Sept. 15, 1985
26 at Green Bay Oct. 18, 2015
23 vs. Cincinnati Dec. 20, 1982
vs. N.Y. Giants Oct. 19, 1980



Fewest by Passing, Season

89 1975
93 1973
110 1961

Fewest by Passing, Game

0 at Kansas City Sept. 20, 1998
1 at Denver Nov. 30, 1975 (OT)
2 (3x) Last: at Denver Nov. 16, 2003

Most by Penalty, Season

39 2013
37 2004, 2014
36 2016

Most by Penalty, Game

7 vs. Tennessee Nov. 13, 2016
vs. Baltimore Nov. 15, 1998
vs. Denver Nov. 30, 1997
6 (5x) Last: at Baltimore Nov. 30, 2014
5 (19x) Last: vs. Tennessee Nov. 6, 2016

Fewest by Penalty, Season

11 1975
12 1964
13 1968

NET YARDS GAINED**Most, Season**

6,744 1981
6,535 1985
6,410 1980

Most, Game

661 vs. Cincinnati Dec. 20, 1982
593 vs. L.A. Raiders Nov. 10, 1985
581 vs. Denver Oct. 20, 1968

Most, Game, Both Teams

1,102 vs. Cincinnati Dec. 20, 1982
1,057 vs. Denver Oct. 20, 1968
1,050 at Philadelphia Sept. 15, 2013

Fewest, Season

3,411 1975
3,622 1973
3,953 1970

Fewest, Game

70 at Denver Nov. 2, 1969
93 vs. Oakland Oct. 5, 1975
96 at Denver Nov. 16, 2003

Most Total Offensive Plays, Season

1,154 1984
1,135 1980
1,129 1981

Fewest Total Offensive Plays, Season

617 1982†
753 1963
759 1964

RUSHING**Most Attempts, Season**

590 1978
525 2004
522 2006

Most Attempts, Game

58 vs. Oakland, Nov. 20, 1977
53 (4x) Last: vs. Detroit Dec. 16, 2007
51 at Kansas City Sept. 12, 1983

Fewest Attempts, Season

267 1982†
351 2000
361 1966

Most Yards, Season

2,578 2006
2,257 1990
2,248 1991

Most Yards, Game

289 vs. Denver Dec. 28, 2008
287 vs. N.Y. Jets Oct. 13, 1963
274 vs. Detroit Dec. 16, 2007

Fewest Yards, Game

2 vs. Boston Dec. 17, 1961
3 vs. Dallas Texans Nov. 19, 1961
11 vs. Buffalo Nov. 20, 1960

Most Touchdowns, Season

32 2006
26 1981
25 1979

Fewest Touchdowns, Season

4 2012, 2015
5 1997
6 2014

Most Touchdowns, Game

5 (4x) Last: vs. Denver Dec. 28, 2008
4 (22x) Last: at Tennessee Dec. 25, 2009
3 (46x) Last: vs. Baltimore Dec. 18, 2011

RUSHING AVERAGE**Highest, Season**

5.6 1963
5.1 2003
4.9 2006

Highest, Game

8.52 vs. N.Y. Jets Dec. 24, 1967
8.44 vs. Denver Dec. 22, 1963
8.26 vs. Cleveland Nov. 5, 2006

PASSING**Most Attempts, Season**

667 2015
662 1984
635 1983

Most Attempts, Game

65 at Green Bay Oct. 18, 2015
at Kansas City Oct. 19, 1986
58 vs. Oakland Oct. 25, 2015
at Kansas City Dec. 22, 1985
56 vs. Miami Nov. 18, 1984, (OT)

Fewest Attempts, Season

337 1975
338 1982†
349 1974

Fewest Attempts, Game

6 at Cleveland Dec. 19, 2004
10 vs. Kansas City Dec. 18, 1988
11 (2x) Last: vs. Houston Oct. 28, 2007

Most Completions, Season

442 2015
401 1984
386 1985

Most Completions, Game

43 at Green Bay Oct. 18, 2015
38 vs. Oakland Oct. 25, 2015
37 (3x) Last: at Kansas City Oct. 19, 1986

Fewest Completions, Game

1 at Kansas City Sept. 20, 1998
3 vs. Oakland Oct. 5, 1975
4 at Cleveland Dec. 19, 2004
vs. Kansas City Nov. 2, 1986

Most Net Yards Gained, Season

4,870 1985
4,739 1981
4,661 1983

Most Net Yards Gained, Game

494 vs. Seattle Sept. 15, 1985
488 at Green Bay Oct. 18, 2015
486 vs. Cincinnati Dec. 20, 1982

Fewest Net Yards Gained, Season

1,610 1975
1,808 1973
2,244 1977

Fewest Net Yards Gained, Game

-22 vs. Oakland Oct. 5, 1975
-19 at Kansas City Sept. 20, 1998
7 at Washington Sept. 16, 1973

Most Touchdowns, Season

37 1985
34 1981, 2008
33 2016

Fewest Touchdowns, Season

7 1975
9 1973
11 1977, 1988, 1998

Most Touchdowns, Game

7 at Oakland Nov. 22, 1981
5 (9x) Last: vs. Oakland Oct. 31, 2004
4 (29x) Last: at Oakland Oct. 9, 2016

Most Had Intercepted, Season

34 1962, 1998
33 1968, 1983, 1986
30 1964, 1973, 1978, 1985, 2000

Most Had Intercepted, Game

7 at Seattle Dec. 13, 1998
vs. Kansas City Dec. 8, 1968
6 (6x) Last: vs. Green Bay Oct. 24, 1999
5 (14x) Last: at Denver Dec. 27, 1987

Fewest Had Intercepted, Season

8 2004
9 2006
10 2009

SACKED ATTEMPTING TO PASS**Most Times, Season**

57 1970
53 2000
51 1997

Fewest Times, Season

11 1967
12 1982†
18 1968, 2017

Most Times Sacked Opponent, Season

62 1986
61 2006
60 1980

Most Times Sacked Opponent, Game

11 at New York Jets Dec. 23, 2012
vs. Dallas Nov. 16, 1986
10 vs. Green Bay Sept. 24, 1978
9 (5x) Last: at Cleveland Dec. 24, 2016

PUNTS**Most, Season**

95 1998
92 2000
90 1997

Most, Game

11 (5x) Last: at Oakland Oct. 11, 1998
10 (11x) Last: at Jacksonville Nov. 12, 2017
9 (12x) Last: at New York Jets Dec. 24, 2017

Fewest, Season

23 1982†
45 1972
47 2011

Fewest, Game

0 (6x) Last: at Dallas Nov. 23, 2017
1 (35x) Last: vs. Kansas City, Jan. 1, 2017
2 (78x) Last: at Rams, Sept. 23, 2018

Fewest, Game, Both Teams

1 (2x) Last: at Oakland Jan. 1, 2012
2 (7x) Last: vs. Kansas City Jan. 1, 2017
3 (16x) Last: at Rams, Sept. 23, 2018



PUNT YARDS

Most, Season

4,248 2000
4,174 1998
3,972 1997

Most, Game

522 at Oakland Oct. 11, 1998
493 at Denver Nov. 18, 2012
492 at Kansas City Nov. 10, 1974

Fewest, Season

868 1982†
1,813 1972
2,234 2011

Highest Average, Season

48.1 2017
47.5 2011
46.6 2012

Lowest Average, Season

36.3 1978
36.5 1979
36.8 1975

PUNT RETURNS

Most, Season

57 1978
52 1979
49 2003

Most, Game

8 (4x) Last: at Detroit Dec. 7, 2003
7 (7x) Last: at Houston Dec. 7, 1978
6 (13x) Last: vs. Miami Dec. 20, 2015

Fewest, Season

12 1982†
20 2015
21 1966

Most Fair Catches, Season

32 1969
26 2015, 2017
25 1991, 1999

Most Fair Catches, Game

6 at Kansas City Dec. 17, 1989
vs. Chicago Dec. 4, 1978
5 at Oakland Sept. 3, 2000
vs. Cincinnati Oct. 4, 1969
vs. Denver, Oct. 22, 2017
4 (11x) Last: at New York Jets Dec. 24, 2017

Fewest Fair Catches, Season

0 1960, 1961, 1962, 1963, 1964, 1965, 1975
1 1976
3 1977

PUNT RETURN YARDS

Most, Season

590 1978
559 1996
542 1998

Most, Game

168 at Cincinnati Nov. 2, 1997
151 vs. Kansas City Sept. 20, 1965
139 vs. New York Titans Nov. 5, 1961

Fewest, Season

84 2015
138 1982†
166 2013

Highest Average, Season

15.5 1961
14.7 1996
13.4 1965

Lowest Average, Season

4.2 2015
5.6 1970
5.8 1971

PUNT RETURN TOUCHDOWNS

Most, Season

3 1997
2 1965, 1973, 1990, 1994
1 (14x) Last: 2017

Most, Game

2 at Cincinnati Nov. 2, 1997
1 (23x) Last: vs. Denver Oct. 22, 2017

KICKOFF RETURNS

Most, Season

84 2003
83 2000
75 1997

Most, Game

9 (7x) Last: vs. New York Jets Nov. 3, 2002
8 (15x) Last: at N.O. (at London) Oct. 26, 2008
7 (51x) Last: at Seattle Sept. 26, 2010

Most, Game, Both Teams

17 vs. Pittsburgh Dec. 8, 1985
16 vs. New York Titans Dec. 18, 1960
15 (3x) Last: at New York Giants Oct. 2, 1983

KICKOFF RETURN YARDS

Most, Season

1,804 2003
1,792 2000
1,716 2001

Most, Game

269 at Oakland Nov. 18, 2001
242 vs. Atlanta Oct. 21, 1973
232 vs. Kansas City Dec. 13, 1964

Fewest, Season

474 2017
508 2016
577 2014

Highest Average, Season

26.0 2001
25.6 2011
25.5 2007

Lowest Average, Season

16.5 1961
17.5 1986
18.0 1992

KICKOFF RETURN TOUCHDOWNS

Most, Season

2 1988, 1994, 1995, 2001
1 1962, 1985, 1989, 1991, 1997, 2000, 2004,
2007, 2008, 2011, 2012

Most, Game

1 (19x) Last: vs. Oakland Dec. 30, 2012

PENALTIES

Most Seasons Leading League

3 1962, 1964, 1965

Most, Season

137 1998
129 1997
128 1981

Most, Game

19 at Kansas City Nov. 16, 1997
16 vs. Baltimore Nov. 15, 1998
15 at Indianapolis Nov. 3, 1997

Fewest, Season

63 1969
64 1982†
68 1966

Fewest, Game

0 (5x) Last: at Denver Oct. 9, 2011
1 (28x) Last: vs. Buffalo Nov. 19, 2017
2 (38x) Last: vs. Washington Jan. 3, 2010

Most Yards, Season

1,229 1998
1,101 1997
1,039 1988

Most Yards, Game

148 vs. N.Y. Jets Oct. 13, 1963
146 vs. Baltimore Nov. 15, 1998
at Kansas City Nov. 16, 1997
138 at Seattle Nov. 16, 1981

FUMBLES

Most, Season

44 1985
42 1983
40 1972, 1973, 1980

Most, Game

9 vs. Green Bay Sept. 24, 1978
7 vs. Cincinnati Sept. 30, 1973
6 (5x) Last: vs. Pittsburgh Dec. 13, 1987

Most by Opponent, Game

9 at Kansas City Nov. 15, 1964
7 (3x) Last: vs. Washington Sept. 9, 2001
6 (6x) Last: vs. Arizona Dec. 9, 1995

Most, Game, Both Teams

11 (3x) Last: vs. Kansas City Oct. 13, 1985
10 (5x) Last: vs. Seattle Nov. 25, 1990
9 (7x) Last: vs. Washington Sept. 9, 2001

Fewest, Season

13 1993
14 2009, 2013
16 1963, 2002, 2014

Most Lost, Season

22 1980, 1981, 1983
21 1973, 1978
20 1972, 1987, 2000

Most Lost, Game

6 vs. Green Bay Sept. 24, 1978
4 (10x) Last: at Baltimore Dec. 10, 2000
3 (40x) Last: at Indianapolis Sept. 25, 2016

Most Own Recovered, Season

25 1985
21 1979
20 1972, 1973, 1975, 1983

Most Own Recovered, Game

5 (5x) Last: vs. Oakland Dec. 26, 1999
4 (7x) Last: vs. Seattle Sept. 14, 2014
3 (42x) Last: at Denver Jan. 3, 2016

Fewest Own Recovered, Season

4 1963, 2013
7 1989, 2009
8 1965, 1967, 1968, 1993, 2002, 2003, 2016

Most Opponents Recovered, Season

22 1986
18 1973, 1979, 1980, 1981, 2007
17 1960, 1961, 1963, 1983, 1984

Fewest Opponents Recovered, Season

4 2011
5 1963
6 1969, 2000, 2013

POINTS ALLOWED

Most, Season

462 1983
441 2003
440 2000

Most, Game

57 at St. Louis Oct. 1, 2000
52 at Pittsburgh Nov. 25, 1984
51 at Oakland Oct. 29, 1967

Most, Quarter

31 at Oakland Dec. 8, 1963 (4Q)
30 at St. Louis Nov. 20, 1983 (2Q)
28 (5x) Last: at Minnesota Nov. 28, 1999 (2Q)



Fewest, Season

205 1977
219 1961
221 1982†

Fewest, Game

0 (18x) Last: vs. Denver Oct. 22, 2017
3 (16x) Last: at Denver Nov. 22, 2009
6 (19x) Last: at Dallas Nov. 23, 2017

FIRST DOWNS ALLOWED**Most, Season**

365 1981
364 1985
347 1983

Most, Game

34 (3x) Last: at Denver Sept. 14, 2008
33 (2x) Last: at Rams, Sept. 23, 2018
32 at Pittsburgh Oct. 4, 2009

Fewest, Season

190 1965
196 1982†
224 1962

Fewest, Game

5 vs. Kansas City Dec. 12, 2010
at Tampa Bay Sept. 19, 1976
6 at Oakland Oct. 11, 1998
at Oakland (at San Fran.) Oct. 22, 1961
7 (5x) Last: vs. Houston Sept. 15, 2002

Most by Rushing, Season

154 1975
143 1971
137 1983

Most by Rushing, Game

19 (3x), Last: at Seattle Nov. 22, 1987
17 vs. Houston Sept. 23, 1962
16 vs. New England Oct. 16, 1977
vs. Kansas City Dec. 18, 1966

Fewest by Rushing, Season

54 1965
65 1982
71 1969

Fewest by Rushing, Game

0 (5x) Last: at Indianapolis Nov. 28, 2010
1 (22x) Last: vs. Washington Dec. 10, 2017
2 (42x) Last: vs. Cleveland Oct. 4, 2015

Most by Passing, Season

218 1985
216 1981
213 2008

Most by Passing, Game

24 at Denver Nov. 19, 2000
23 at New England Sept. 18, 2011
22 (4x) Last: vs. Philadelphia Nov. 15, 2009

Fewest by Passing, Season

105 1977
114 1971
116 1965

Fewest by Passing, Game

1 (3x) Last: vs. Oakland Dec. 28, 2003
2 (6x) Last: at Cleveland Dec. 19, 2004
3 (12x) Last: vs. Minnesota, Sept. 11, 2011

Most by Penalty, Season

41 2000, 2004, 2014
35 1981, 1997, 1998
33 2017

Most by Penalty, Game

7 vs. Cleveland, Nov. 5, 2006
6 (9x) Last: vs. Kansas City Sept. 24, 2017
5 (20x) Last: at Cleveland Dec. 24, 2016

Fewest by Penalty, Season

12 1982†
13 1969, 1992
14 1976

NET YARDS ALLOWED**Most, Season**

6,265 1985
6,136 1981
6,034 2002

Most, Game

614 at St. Louis Oct. 1, 2000
591 vs. Seattle Dec. 29, 2002
553 at Oakland Sept. 22, 1996

Fewest, Season

3,253 1982†
3,268 1965
3,652 1977

Fewest, Game

58 at Oakland (at San. Fran.) Oct. 22, 1961
67 vs. Kansas City Dec. 12, 2010
99 vs. Indianapolis Nov. 1, 1992

RUSHING ALLOWED**Most Attempts, Season**

606 1975
559 1973
552 1983

Most Attempts, Game

61 at Chicago Oct. 25, 1981 (OT)
60 at Denver Nov. 30, 1975
59 at Oakland Sept. 18, 1977

Fewest Attempts, Season

230 1982†
306 1965
355 2004

Fewest Attempts, Game

9 vs. Detroit Dec. 16, 2007
vs. Miami Sept. 7, 1986
10 (2x) Last: vs. Tennessee Sept. 16, 2012
11 (5x) Last: vs. Jacksonville Sept. 18, 2016

Most Yards, Season

2,442 1975
2,403 1966
2,296 1971

Most Yards, Game

378 at Minnesota Nov. 4, 2007
355 at San Francisco Dec. 20, 2014
328 at Denver Nov. 30, 1975

Fewest Yards, Season

961 1982†
1,094 1965
1,140 1998

Fewest Yards, Game

2 at Oakland (at San. Fran.) Oct. 22, 1961
11 at Carolina Dec. 17, 2000
13 at Oakland Oct. 5, 1997

Most Touchdowns, Season

26 1983
25 1971, 1981, 1985
23 1973, 1984

Fewest Touchdowns, Season

7 1961, 1965
8 1999, 2011
10 (12x) Last: 2012

Most Touchdowns Allowed, Game

5 vs. Atlanta Oct. 21, 1973
at Houston Sept. 18, 1960
4 (11x) Last: at Washington Nov. 3, 2013
3 (46x) Last: vs. New Orleans Oct. 2, 2016

PASSING ALLOWED**Most Attempts, Season**

636 1996
607 2002, 2004
605 2008

Most Attempts, Game

61 vs. St. Louis Sept. 20, 1987
58 (2x) Last: vs. Tennessee Oct. 3, 2004
57 (2x) Last: at Oakland Sept. 22, 1996

Fewest Attempts, Season

330 1977
341 1973
342 1982†

Fewest Attempts, Game

7 at Detroit Nov. 6, 1977
12 (2x) Last: at Denver Dec. 10, 1972
13 (4x) Last: at Cincinnati Oct. 4, 1987

Most Completions, Season

411 2008
375 2002
372 2004

Most Completions, Game

40 vs. Cincinnati Dec. 20, 1982
39 vs. Tennessee Oct. 3, 2004
37 Kansas City Oct. 9, 1994

Fewest Completions, Season

170 1966
172 1977
177 1973

Fewest Completions, Game

3 at Tampa Bay Sept. 19, 1976
5 (5x) Last: at Cincinnati Oct. 4, 1987
6 (6x) Last: vs. Oakland Dec. 28, 2003

Most Net Yards, Season

4,311 1981
4,295 2002
4,293 1985

Most Net Yards, Game

453 at St. Louis Nov. 10, 2002
451 at St. Louis Oct. 1, 2000
443 at Denver Nov. 19, 2000

Fewest Net Yards, Season

1,725 1977
2,155 1966
2,174 1965

Fewest Net Yards, Game

-13 at Cincinnati Oct. 4, 1987
-4 at Tampa Bay Sept. 19, 1976
0 vs. Oakland Dec. 28, 2003
vs. Cincinnati Dec. 6, 1970

Most Touchdowns, Season

36 2003
33 2000
31 1997

Most Touchdowns, Game

5 (7x) Last: at Denver Nov. 19, 2000
4 (30x) Last: vs. Kansas City Sept. 9, 2018
3 (107x) Last: at Rams, Sept. 23, 2018

Fewest Touchdowns, Season

10 1982†
11 1979
13 1966, 1970, 1974

INTERCEPTIONS BY**Most, Season**

49 1961 (NFL Record)
31 1969
30 1964, 2007

Most, Game

6 (6x) Last: vs. Indianapolis Nov. 11, 2007
5 (9x) Last: vs. Buffalo Nov. 19, 2017
4 (30x) Last: at Indianapolis Nov. 28, 2010

Most, Game, Both Teams

10 at Seattle Dec. 13, 1998
9 at Denver Sept. 21, 1980
at Oakland Nov. 1, 1964
8 (11x) Last: vs. Indianapolis Nov. 11, 2007

Fewest, Season

7 2014
9 1970
10 2005



Most Yards Returned, Season

929 1961 (NFL Record)
562 1979
499 1984

Most Yards Returned, Game

194 vs. Houston Sept. 24, 1961
174 vs. Denver Oct. 29, 1961
171 vs. Pittsburgh Nov. 18, 1979

Fewest Yards Returned, Season

65 2014
90 1970
123 1999

Most Touchdowns by Returns, Season

9 1961 (NFL Record)
5 2012
4 1984, 2000

Most Touchdowns by Returns, Game

2 at Indianapolis Nov. 28, 2010
vs. Denver Oct. 29, 1961
1 (90x) Last: at Dallas Nov. 23, 2017

Most Consecutive Games

46 1960–63 (NFL Record)

PUNT RETURNS**Most by Opponents, Season**

56 1988
51 1996, 2000
49 1998

Fewest by Opponents, Season

7 1982†
16 1968
17 1960, 1972

Most Yards by Opponents, Season

722 2000
612 1996
601 1976

Most Yards by Opponent, Game

160 at Kansas City, Sept. 13, 2010
150 at Denver Dec. 27, 1987
142 at Oakland Oct. 29, 1967

KICKOFF RETURNS**Most by Opponent, Season**

90 2006
88 1981
87 2009

Fewest by Opponent, Season

21 2016
32 2015
35 1973

Most by Opponent, Game

10 (4x) Last: vs. Detroit Dec. 16, 2007
9 (7x) Last: at Indianapolis Nov. 28, 2010
8 (25x) Last: at Kansas City Nov. 24, 2013



CAREER TOP-10

RUSHING YARDS

1.	LaDainian Tomlinson, 2001-09	12,490
2.	Paul Lowe, 1960-68	4,972
3.	Marion Butts, 1989-93	4,297
4.	Ryan Mathews, 2010-14	4,061
5.	Natrone Means, 1993-95, 98-99	3,885
6.	Chuck Muncie, 1980-84	3,309
7.	Melvin Gordon, 2015-18	3,019
8.	Don Woods, 1974-80	2,858
9.	Keith Lincoln, 1961-66, 68	2,698
10.	Dick Post, 1967-70	2,519

RUSHING TOUCHDOWNS

1.	LaDainian Tomlinson, 2001-09	138
2.	Chuck Muncie, 1980-84	43
3.	Paul Lowe, 1960-68	38
4.	Natrone Means, 1993-95, 98-99	34
5.	Marion Butts, 1989-93	31
6.	Ryan Mathews, 2010-14	23
7.	Mike Tolbert, 2008-11	20
	Melvin Gordon, 2015-18	20
9.	Tim Spencer, 1985-90	19
10.	Hank Bauer, 1977-82	17
	Rod Bernstine, 1987-92	17
	Dick Post, 1967-70	17
	Clarence Williams, 1977-81	17

RUSHING ATTEMPTS

1.	LaDainian Tomlinson, 2001-09	2,880
2.	Marion Butts, 1989-93	1,031
3.	Paul Lowe, 1960-68	1,015
4.	Natrone Means, 1993-95, 98-99	1,013
5.	Ryan Mathews, 2010-14	923
6.	Melvin Gordon, 2015-18	776
7.	Chuck Muncie, 1980-84	773
8.	Don Woods, 1974-80	713
9.	Keith Lincoln, 1961-66, 68	573
10.	Mike Garrett, 1970-73	572

TOTAL YARDS FROM SCRIMMAGE

1.	LaDainian Tomlinson, 2001-09	16,445
2.	Antonio Gates, 2003-18	11,596
3.	Lance Alworth, 1962-70	9,721
4.	Charlie Joiner, 1976-86	9,191
5.	Gary Garrison, 1966-76	7,562
6.	Kellen Winslow, 1979-87	6,741
7.	Wes Chandler, 1981-87	6,197
8.	Paul Lowe, 1960-68	6,017
9.	Anthony Miller, 1988-93	5,660
10.	Ronnie Harmon, 1990-95	5,567

PASSING YARDS

1.	Philip Rivers, 2004-18	51,504
2.	Dan Fouts, 1973-87	43,040
3.	John Hadl, 1962-72	26,938
4.	Stan Humphries, 1992-97	16,085
5.	Drew Brees, 2001-05	12,348
6.	Jack Kemp, 1960-62	5,996
7.	Doug Flutie, 2001-04	4,901
8.	John Friesz, 1990-93	4,396
9.	Jim Harbaugh, 1999-00	4,177
10.	Billy Joe Tolliver, 1989-90	3,671

TOUCHDOWN PASSES

1.	Philip Rivers, 2004-18	353
2.	Dan Fouts, 1973-87	254
3.	John Hadl, 1962-72	201
4.	Stan Humphries, 1992-97	85
5.	Drew Brees, 2001-05	80
6.	Jack Kemp, 1960-62	37
7.	Tobin Rote, 1963-64	29
8.	Doug Flutie, 2001-04	25
9.	Billy Joe Tolliver, 1989-90	21
10.	John Friesz, 1990-93	19

PASS ATTEMPTS

1.	Philip Rivers, 2004-18	6,639
2.	Dan Fouts, 1973-87	5,604
3.	John Hadl, 1962-72	3,640
4.	Stan Humphries, 1992-97	2,350
5.	Drew Brees, 2001-05	1,809
6.	Jack Kemp, 1960-62	815
7.	John Friesz, 1990-93	747
8.	Doug Flutie, 2001-04	737
9.	Jim Harbaugh, 1999-00	636
10.	Billy Joe Tolliver, 1989-90	595

PASS COMPLETIONS

1.	Philip Rivers, 2004-18	4,271
2.	Dan Fouts, 1973-87	3,297
3.	John Hadl, 1962-72	1,824
4.	Stan Humphries, 1992-97	1,335
5.	Drew Brees, 2001-05	1,125
6.	Doug Flutie, 2001-04	408
7.	John Friesz, 1990-93	401
8.	Jack Kemp, 1960-62	389
9.	Jim Harbaugh, 1999-00	372
10.	Billy Joe Tolliver, 1989-90	305

PASSES INTERCEPTED

1.	Dan Fouts, 1973-87	242
2.	John Hadl, 1962-72	211
3.	Philip Rivers, 2004-18	168
4.	Stan Humphries, 1992-97	73
5.	Drew Brees, 2001-05	53
6.	Jack Kemp, 1960-62	49
7.	Ryan Leaf, 1998-00	33
8.	Tobin Rote, 1963-64	32
9.	Craig Whelihan, 1995-98	29
10.	Jim Harbaugh, 1999-00	24
	Billy Joe Tolliver, 1989-90	24

RECEIVING YARDS

1.	Antonio Gates, 2003-18	11,596
2.	Lance Alworth, 1962-70	9,584
3.	Charlie Joiner, 1976-86	9,203
4.	Gary Garrison, 1966-76	7,533
5.	Kellen Winslow, 1979-87	6,741
6.	Wes Chandler, 1981-87	6,132
7.	Anthony Miller, 1988-93	5,582
8.	Malcom Floyd, 2004-15	5,550
9.	Vincent Jackson, 2005-11	4,754
10.	Tony Martin, 1994-97	4,184

RECEIVING TOUCHDOWNS

1.	Antonio Gates, 2003-18	115
2.	Lance Alworth, 1962-70	81
3.	Gary Garrison, 1966-76	58
4.	Charlie Joiner, 1976-86	47
5.	Kellen Winslow, 1979-87	45
6.	Wes Chandler, 1981-87	41
7.	Vincent Jackson, 2005-11	37
	Anthony Miller, 1988-93	37
9.	John Jefferson, 1978-80	36
10.	Malcom Floyd, 2004-15	34

RECEPTIONS

1.	Antonio Gates, 2003-18	934
2.	Charlie Joiner, 1976-86	586
3.	Kellen Winslow, 1979-87	541
4.	LaDainian Tomlinson, 2001-09	530
5.	Lance Alworth, 1962-70	493
6.	Gary Garrison, 1966-76	404
7.	Ronnie Harmon, 1990-95	377
8.	Anthony Miller, 1988-93	374
9.	Wes Chandler, 1981-87	373
10.	Keenan Allen, 2013-18	347

QUARTERBACK SACKS

1.	Leslie O'Neal, 1986, 1988-95	105.5
2.	Shaun Phillips, 2004-12	69.5
3.	Gary Johnson, 1975-84	67.0
4.	Lee Williams, 1984-90	65.5
5.	Fred Dean, 1975-81	53.5
6.	Junior Seau, 1990-02	47.0
7.	Raylee Johnson, 1993-03	46.0
8.	Shawne Merriman, 2005-09	43.5
	Leroy Jones, 1976-83	43.5
10.	Louie Kelcher, 1975-83	39.0

INTERCEPTIONS

1.	Gill Byrd, 1983-92	42
2.	Dick Harris, 1960-65	29
3.	Rodney Harrison, 1994-02	26
4.	Kenny Graham, 1964-69	25
5.	Mike Williams, 1975-82	24
6.	Joe Beauchamp, 1966-75	23
7.	Quentin Jammer, 2002-12	21
	Woodrowe Lowe, 1976-86	21
	Bob Howard, 1967-74	21
	Leslie "Speedy" Duncan, 1964-69	21

INTERCEPTION RETURN YARDS

1.	Gill Byrd, 1983-92	546
2.	Charlie McNeil, 1960-64	502
3.	Kenny Graham, 1964-69	477
4.	Joe Beauchamp, 1966-75	433
5.	Dick Harris, 1960-65	413
6.	Rodney Harrison, 1994-02	345
7.	Woodrowe Lowe, 1976-86	343
8.	Darren Carrington, 1991-94	337
9.	Leslie Duncan, 1964-69	322
10.	Glen Edwards, 1978-81	309

INTERCEPTION RETURN TOUCHDOWNS

1.	Kenny Graham, 1964-69	5
	Dick Harris, 1960-65	5
3.	Woodrowe Lowe, 1976-86	4
4.	Eric Weddle, 2007-13	3
	Joe Beauchamp, 1966-75	3
6.	Shaun Phillips, 2004-12	2
	Demorrio Williams, 2012	2
	Antonio Cromartie, 2006-09	2
	Clinton Hart, 2004-09	2
	Donnie Edwards, 2002-06	2
	(9) others with 2 each	2

TOUCHDOWNS SCORED

1.	LaDainian Tomlinson, 2001-09	153
2.	Antonio Gates, 2003-18	115
3.	Lance Alworth, 1962-70	83
4.	Gary Garrison, 1966-76	58
5.	Charlie Joiner, 1976-86	47
6.	Paul Lowe, 1960-68	46
7.	Kellen Winslow, 1979-87	45
	Chuck Muncie, 1980-84	45
9.	Wes Chandler, 1981-87	41
10.	Anthony Miller, 1988-93	40

POINTS SCORED

1.	John Carney, 1990-00	1,076
2.	LaDainian Tomlinson, 2001-09	918
3.	Nate Kaeding, 2004-12	889
4.	Rolf Benirschke, 1977-86	766
5.	Antonio Gates, 2003-18	690
6.	Lance Alworth, 1962-70	500
7.	Nick Novak, 2011-14	459
8.	Dennis Pardee, 1968-75	380
9.	Gary Garrison, 1966-76	348
10.	Charlie Joiner, 1976-86	282



FIELD GOALS

1.	John Carney, 1990-00.....	261
2.	Nate Kaeding, 2004-12.....	180
3.	Rolf Benirschke, 1977-86.....	146
4.	Nick Novak, 2011-14, 17.....	110
5.	Dennis Partee, 1968-75.....	71
6.	Josh Lambo, 2015-16.....	52
7.	George Blair, 1961-64.....	50
8.	Steve Christie, 2001-03.....	42
9.	Ray Wersching, 1973-76.....	32
10.	Dick Van Raaphorst, 1966-67.....	31

FIELD GOAL ATTEMPTS

1.	John Carney, 1990-00.....	320
2.	Rolf Benirschke, 1977-86.....	208
3.	Nate Kaeding, 2004-12.....	207
4.	Nick Novak, 2011-14, 17.....	130
5.	Dennis Partee, 1968-75.....	121
6.	George Blair, 1961-64.....	80
7.	Ray Wersching, 1973-76.....	68
8.	Josh Lambo, 2015-16.....	64
9.	Dick Van Raaphorst, 1966-67.....	61
10.	Steve Christie, 2001-03.....	57

KICKOFF RETURN YARDS

1.	Darren Sproles, 2005-10.....	6,469
2.	Ronney Jenkins, 2000-02.....	3,997
3.	Andre Coleman, 1994-96.....	3,914
4.	Leslie "Speedy" Duncan, 1964-70.....	3,386
5.	James Brooks, 1981-83.....	2,305
6.	Kenny Bynum, 1997-00.....	2,182
7.	Lionel James, 1984-88.....	2,094
8.	Nate Lewis, 1990-93.....	2,047
9.	Artie Owens, 1976-79.....	1,998
10.	Tim Dwight, 2001-04.....	1,876

KICKOFF RETURN TOUCHDOWNS

1.	Andre Coleman, 1994-96.....	4
2.	Ronney Jenkins, 2000-02.....	3
3.	Darren Sproles, 2005-10.....	2
	Anthony Miller, 1988-93.....	2
5.	Micheal Spurlock, 2012.....	1
	Tim Dwight, 2001-04.....	1
	Richard Goodman, 2010-11.....	1
	Rodney Harrison, 1994-02.....	1
	Nate Lewis, 1990-93.....	1
	Jamie Holland, 1987-89.....	1
	Gary Anderson, 1985-88.....	1
	Keith Lincoln, 1960-66.....	1

KICKOFF RETURNS

1.	Darren Sproles, 2005-10.....	258
2.	Andre Coleman, 1994-96.....	166
3.	Ronney Jenkins, 2000-02.....	165
4.	Leslie "Speedy" Duncan, 1964-70.....	134
5.	Kenny Bynum, 1997-00.....	107
6.	James Brooks, 1981-83.....	105
7.	Lionel James, 1984-88.....	99
8.	Nate Lewis, 1990-93.....	92
9.	Artie Owens, 1976-79.....	88
10.	Tim Dwight, 2001-04.....	80

PUNT RETURN YARDS

1.	Mike Fuller, 1975-80.....	2,388
2.	Leslie "Speedy" Duncan, 1964-70.....	1,651
3.	Darrien Gordon, 1993-94, 96.....	1,407
4.	Lionel James, 1984-88.....	1,193
5.	Darren Sproles, 2005-10.....	935
6.	Eric Parker, 2002-06.....	881
7.	James Brooks, 1981-83.....	565
8.	Tim Dwight, 2001-04.....	508
9.	Eric Metcalf, 1997.....	489
10.	Latario Rachal, 1998.....	387

PUNT RETURN TOUCHDOWNS

1.	Leslie "Speedy" Duncan, 1964-70.....	4
2.	Eric Metcalf, 1997.....	3
	Darrien Gordon, 1993-94, 96.....	3
4.	Darren Sproles, 2005-10.....	2
	Lionel James, 1984-88.....	2
	Mike Fuller, 1975-80.....	2
	Ron Smith, 1973.....	2
8.	Travis Benjamin, 2017-18.....	1
	Micheal Spurlock, 2012.....	1
	Tim Dwight, 2001-04.....	1
	Andre Coleman, 1994-96.....	1
	(3) others with 1 each	

PUNT RETURNS

1.	Mike Fuller, 1975-80.....	212
2.	Leslie "Speedy" Duncan, 1964-70.....	138
3.	Lionel James, 1984-88.....	124
4.	Darren Sproles, 2005-10.....	114
5.	Eric Parker, 2002-06.....	105
6.	Darrien Gordon, 1993-94, 96.....	103
7.	James Brooks, 1981-83.....	52
8.	Tim Dwight, 2001-04.....	46
9.	Eric Metcalf, 1997.....	45
10.	Nate Lewis, 1990-93.....	34
	Kitrick Taylor, 1990-91.....	34

MOST SEASONS

1.	David Binn, 1994-10.....	17
2.	Antonio Gates, 2003-18.....	16
3.	Dan Fouts, 1973-87.....	15
	Russ Washington, 1968-82.....	15
	Philip Rivers, 2004-18.....	15
6.	Doug Wilkerson, 1971-84.....	14
	Don Macek, 1976-89.....	14
8.	Mike Scifres, 2003-15.....	13
	Junior Seau, 1990-02.....	13
10.	Jamal Williams, 1998-09.....	12

MOST GAMES PLAYED

1.	David Binn, 1994-10.....	256
2.	Antonio Gates, 2003-18.....	224
3.	Junior Seau, 1990-02.....	200
	Russ Washington, 1968-82.....	200
	Philip Rivers, 2004-18.....	200
6.	Mike Scifres, 2003-15.....	195
	Doug Wilkerson, 1971-84.....	195
8.	Dan Fouts, 1973-87.....	181
9.	Quentin Jammer, 2002-12.....	172
10.	Charlie Joiner, 1976-86.....	164
	Woodrow Lowe, 1976-86.....	164



SINGLE SEASON TOP-10

RUSHING YARDS

1.	LaDainian Tomlinson, 2006	1,815
2.	LaDainian Tomlinson, 2002	1,683
3.	LaDainian Tomlinson, 2003	1,645
4.	LaDainian Tomlinson, 2007	1,474
5.	LaDainian Tomlinson, 2005	1,462
6.	Natrone Means, 1994	1,350
7.	LaDainian Tomlinson, 2004	1,335
8.	Ryan Mathews, 2013	1,255
9.	LaDainian Tomlinson, 2001	1,236
10.	Marion Butts, 1990	1,225

RUSHING TOUCHDOWNS

1.	LaDainian Tomlinson, 2006	28
2.	Chuck Muncie, 1981	19
3.	LaDainian Tomlinson, 2005	18
4.	LaDainian Tomlinson, 2004	17
5.	LaDainian Tomlinson, 2007	15
6.	LaDainian Tomlinson, 2002	14
7.	LaDainian Tomlinson, 2003	13
8.	LaDainian Tomlinson, 2009	12
	Natrone Means, 1994	12
	Chuck Muncie, 1983	12
	Clarence Williams, 1979	12

RUSHING ATTEMPTS

1.	LaDainian Tomlinson, 2002	372
2.	LaDainian Tomlinson, 2006	348
3.	Natrone Means, 1994	343
4.	LaDainian Tomlinson, 2005	339
	LaDainian Tomlinson, 2004	339
	LaDainian Tomlinson, 2001	339
7.	LaDainian Tomlinson, 2007	315
8.	LaDainian Tomlinson, 2003	313
9.	Earnest Jackson, 1984	296
10.	LaDainian Tomlinson, 2008	292

TOTAL YARDS FROM SCRIMMAGE

1.	LaDainian Tomlinson, 2003	2,370
2.	LaDainian Tomlinson, 2006	2,323
3.	LaDainian Tomlinson, 2002	2,172
4.	LaDainian Tomlinson, 2007	1,949
5.	LaDainian Tomlinson, 2005	1,832
6.	LaDainian Tomlinson, 2004	1,776
7.	LaDainian Tomlinson, 2001	1,603
8.	Lance Alworth, 1965	1,590
9.	Natrone Means, 1994	1,585
10.	Melvin Gordon, 2017	1,581

PASSING YARDS

1.	Dan Fouts, 1981	4,802
2.	Philip Rivers, 2015	4,792
3.	Dan Fouts, 1980	4,715
4.	Philip Rivers, 2010	4,710
5.	Philip Rivers, 2011	4,624
6.	Philip Rivers, 2017	4,515
7.	Philip Rivers, 2013	4,478
8.	Philip Rivers, 2016	4,386
9.	Philip Rivers, 2014	4,286
10.	Philip Rivers, 2009	4,254

TOUCHDOWN PASSES

1.	Philip Rivers, 2008	34
2.	Philip Rivers, 2016	33
	Dan Fouts, 1981	33
4.	Philip Rivers, 2013	32
5.	Philip Rivers, 2014	31
6.	Philip Rivers, 2010	30
	Dan Fouts, 1980	30
8.	Philip Rivers, 2015	29
9.	Philip Rivers, 2009	28
	Philip Rivers, 2017	28

PASS ATTEMPTS

1.	Philip Rivers, 2015	661
2.	Dan Fouts, 1981	609
3.	Dan Fouts, 1980	589
4.	Philip Rivers, 2011	582
5.	Philip Rivers, 2016	578
6.	Philip Rivers, 2017	575
7.	Philip Rivers, 2014	570
8.	Philip Rivers, 2013	544
9.	Philip Rivers, 2010	541
10.	Dan Fouts, 1979	530

PASS COMPLETIONS

1.	Philip Rivers, 2015	437
2.	Philip Rivers, 2014	379
3.	Philip Rivers, 2013	378
4.	Philip Rivers, 2011	366
5.	Dan Fouts, 1981	360
	Philip Rivers, 2017	360
7.	Philip Rivers, 2010	357
8.	Philip Rivers, 2016	349
9.	Dan Fouts, 1980	348
10.	Philip Rivers, 2012	338

PASSES INTERCEPTED

1.	John Hadl, 1968	32
2.	John Hadl, 1972	26
3.	John Hadl, 1971	25
	Jack Kemp, 1960	25
5.	Dan Fouts, 1980	24
	Dan Fouts, 1979	24
	John Hadl, 1962	24
8.	Dan Fouts, 1986	22
	John Hadl, 1967	22
	Jack Kemp, 1961	22

RECEIVING YARDS

1.	Lance Alworth, 1965	1,602
2.	Keenan Allen, 2017	1,393
3.	Lance Alworth, 1966	1,383
4.	John Jefferson, 1980	1,340
5.	Lance Alworth, 1968	1,312
6.	Kellen Winslow, 1980	1,290
7.	Anthony Miller, 1989	1,252
8.	Lance Alworth, 1964	1,235
9.	Tony Martin, 1995	1,224
10.	Lance Alworth, 1963	1,205

RECEIVING TOUCHDOWNS

1.	Tony Martin, 1996	14
	Lance Alworth, 1965	14
3.	Antonio Gates, 2004	13
	John Jefferson, 1980	13
	John Jefferson, 1978	13
	Lance Alworth, 1966	13
	Lance Alworth, 1964	13
8.	Antonio Gates, 2014	12
	Gary Garrison, 1970	12
10.	Lance Alworth, 1963	11

RECEPTIONS

1.	Keenan Allen, 2017	102
2.	LaDainian Tomlinson, 2003	100
3.	Tony Martin, 1995	90
4.	Antonio Gates, 2005	89
	Kellen Winslow, 1980	89
6.	Kellen Winslow, 1983	88
	Kellen Winslow, 1981	88
8.	Lionel James, 1985	86
9.	Tony Martin, 1996	85
10.	Anthony Miller, 1993	84

QUARTERBACK SACKS (since 1982)

1.	Shawne Merriman, 2006	17
	Leslie O'Neal, 1992	17
3.	Lee Williams, 1986	15
4.	Lee Williams, 1989	14
5.	Leslie O'Neal, 1990	13.5
6.	Marcellus Wiley, 2001	13
7.	Shawne Merriman, 2007	12.5
	Leslie O'Neal, 1995	12.5
	Leslie O'Neal, 1994	12.5
	Leslie O'Neal, 1989	12.5
	Leslie O'Neal, 1986	12.5
	Joey Bosa, 2017	12.5

INTERCEPTIONS

1.	Antonio Cromartie, 2007	10
2.	Charlie McNeil, 1961	9
3.	Ryan McNeil, 2001	8
	Dick Harris, 1963	8
	Claude Gibson, 1962	8
	Bob Zeman, 1961	8
7.	Casey Hayward, 2016	7
	Darren Carrington, 1993	7
	Eric Weddle, 2011	7
	Gill Byrd, 1990	7
	(8) others with 7 each	

INTERCEPTION RETURN YARDS

1.	Charlie McNeil, 1961	349
2.	Stanley Richard, 1994	224
3.	Vencie Glenn, 1987	166
4.	Gill Byrd, 1984	157
5.	Jeff Dale, 1986	153
6.	Darren Carrington, 1992	152
7.	Bob Laraba, 1961	151
8.	Woodrow Lowe, 1979	150
9.	Antonio Cromartie, 2007	144
10.	Dick Harris, 1961	140

INTERCEPTION RETURN TOUCHDOWNS

1.	Dick Harris, 1961	3
2.	Demorrio Williams, 2012	2
	Clinton Hart, 2005	2
	Stanley Richard, 1994	2
	Gill Byrd, 1984	2
	Woodrow Lowe, 1979	2
	Kenny Graham, 1969	2
	Joe Beauchamp, 1968	2
	Bob Laraba, 1961	2
	Charlie McNeil, 1961	2

TOUCHDOWNS SCORED

1.	LaDainian Tomlinson, 2006	31
2.	LaDainian Tomlinson, 2005	20
3.	Chuck Muncie, 1981	19
4.	LaDainian Tomlinson, 2007	18
	LaDainian Tomlinson, 2004	18
6.	LaDainian Tomlinson, 2003	17
7.	LaDainian Tomlinson, 2002	15
	Lance Alworth, 1964	15
9.	Tony Martin, 1996	14
	Lance Alworth, 1965	14

POINTS SCORED

1.	LaDainian Tomlinson, 2006	186
2.	Nate Kaeding, 2009	146
3.	Nick Novak, 2013	144
4.	Nate Kaeding, 2006	136
5.	John Carney, 1994	135
6.	Nate Kaeding, 2008	127
7.	John Carney, 1993	124
8.	Nick Novak, 2011	122
9.	Josh Lambo, 2016	120
	LaDainian Tomlinson, 2005	120



FIELD GOALS

1.	Nick Novak, 2013.....	34
	John Carney, 1994.....	34
3.	Nate Kaeding, 2009.....	32
4.	John Carney, 1999.....	31
	John Carney, 1993.....	31
6.	John Carney, 1996.....	29
7.	Nick Novak, 2011.....	27
	Nate Kaeding, 2008.....	27
9.	Josh Lambo, 2016.....	26
	Josh Lambo, 2015.....	26
	(3) others with 26 each	

FIELD GOAL ATTEMPTS

1.	John Carney, 1993.....	40
2.	John Carney, 1994.....	38
3.	Nick Novak, 2013.....	37
4.	John Carney, 1999.....	36
	John Carney, 1996.....	36
	Rolf Benirschke, 1980.....	36
7.	Nate Kaeding, 2009.....	35
8.	Nick Novak, 2011.....	34
9.	Josh Lambo, 2016.....	32
	Josh Lambo, 2015.....	32
	(4) others with 32 each	

KICKOFF RETURN YARDS

1.	Ronney Jenkins, 2001.....	1,541
2.	Ronney Jenkins, 2000.....	1,531
3.	Darren Sproles, 2005.....	1,528
4.	Andre Coleman, 1995.....	1,411
5.	Darren Sproles, 2008.....	1,376
6.	Darren Sproles, 2009.....	1,300
7.	Andre Coleman, 1994.....	1,293
8.	Darren Sproles, 2010.....	1,257
9.	Tim Dwight, 2004.....	1,222
10.	Andre Coleman, 1996.....	1,210

KICKOFF RETURN TOUCHDOWNS

1.	Ronney Jenkins, 2001.....	2
	Andre Coleman, 1995.....	2
	Andre Coleman, 1994.....	2
4.	Micheal Spurlock, 2012.....	1
	Richard Goodman, 2011.....	1
	Darren Sproles, 2007, 2008.....	1
	Tim Dwight, 2004.....	1
	Ronney Jenkins, 2000.....	1
	Rodney Harrison, 1997.....	1
	Nate Lewis, 1991.....	1
	(6) others with 1 each	

KICKOFF RETURNS

1.	Ronney Jenkins, 2000.....	67
2.	Darren Sproles, 2005.....	63
3.	Andre Coleman, 1995.....	62
4.	Ronney Jenkins, 2001.....	58
5.	Andre Coleman, 1996.....	55
6.	Darren Sproles, 2009.....	54
7.	Darren Sproles, 2008.....	53
8.	Darren Sproles, 2010.....	51
9.	Tim Dwight, 2004.....	50
	Leon Johnson, 2003.....	50

PUNT RETURN YARDS

1.	Darrien Gordon, 1996.....	537
2.	Eric Metcalf, 1997.....	489
3.	Darrien Gordon, 1994.....	475
4.	Leslie "Speedy" Duncan, 1965.....	464
5.	Mike Fuller, 1979.....	448
6.	Mike Fuller, 1978.....	436
	Mike Fuller, 1976.....	436
8.	Leslie "Speedy" Duncan, 1967.....	434
9.	Mike Fuller, 1975.....	410
10.	Lionel James, 1987.....	400

PUNT RETURN TOUCHDOWNS

1.	Eric Metcalf, 1997.....	3
2.	Darrien Gordon, 1994.....	2
	Ron Smith, 1973.....	2
	Leslie "Speedy" Duncan, 1965.....	2
5.	Travis Benjamin, 2017.....	1
	Micheal Spurlock, 2012.....	1
	Darren Sproles, 2007, 2009.....	1
	Tim Dwight, 2001.....	1
	Darrien Gordon, 1996.....	1
	Andre Coleman, 1995.....	1
	(10) others with 1 each	

PUNT RETURNS

1.	Mike Fuller, 1979.....	46
2.	Eric Metcalf, 1997.....	45
3.	Mike Fuller, 1978.....	39
4.	Eric Parker, 2006.....	37
5.	Darrien Gordon, 1996.....	36
	Darrien Gordon, 1994.....	36
	Mike Fuller, 1975.....	36
	Leslie "Speedy" Duncan, 1967.....	36
9.	Mike Fuller, 1976.....	33
10.	Latario Rachal, 1998.....	32
	Lionel James, 1987.....	32



CAREER 10 LONGEST

RUNS FROM SCRIMMAGE

87t	—	Melvin Gordon at New England Oct. 29, 2017
87t	—	Paul Lowe at Dallas Sept. 10, 1961
86t	—	Keith Lincoln at Oakland Sept. 30, 1962
85t	—	LaDainian Tomlinson vs. K.C. Dec. 17, 2006
83t	—	Michael Turner at Indianapolis Dec. 18, 2005
80t	—	Brad Hubbert vs. N.Y. Jets Dec. 24, 1967
76	—	LaDainian Tomlinson vs. Den. Dec. 1, 2002
76t	—	Keith Lincoln at Kansas City Oct. 20, 1963
74t	—	Michael Turner at Denver Oct. 7, 2007
73t	—	LaDainian Tomlinson vs. Minn. Nov. 9, 2003
		Chuck Muncie at Seattle, Nov. 16, 1981

PASS COMPLETIONS

99t	—	Humphries to Martin at Sea. Sept. 18, 1994
91t	—	Kemp to Lincoln at Denver Nov. 12, 1961
88t	—	Luther to Duckworth vs. Chi. Dec. 3, 1984
85t	—	Hadl to Alworth at Boston Oct. 17, 1965
		Rote to Alworth at Denver Oct. 6, 1963
84t	—	Hadl to Garrison at N.Y. Jets Oct. 5, 1968
83t	—	Leaf to Graham at Denver Nov. 19, 2000
82t	—	Rote to Alworth vs. N.Y. Jets Dec. 6, 1964
81t	—	Rivers to Sproles vs. Balt. Sept. 20, 2009
		Fouts to Joiner vs. Houston Oct. 17, 1976

FIELD GOALS

57	—	Nate Kaeding at Tampa Bay Dec. 21, 2008
55	—	N. Kaeding vs. Kansas City Nov. 29, 2009
54	—	Josh Lambo vs. Pittsburgh Oct. 12, 2015
		Nate Kaeding at Baltimore Oct. 1, 2006
		John Carney at Kansas City Sept. 17, 2000
		John Carney vs. Buffalo Sept. 6, 1998
		John Carney vs. Seattle Nov. 10, 1991
53	—	Nick Novak vs. Denver Nov. 27, 2011
		Nate Kaeding at Atlanta Oct. 17, 2004
		Steve Christie at Buffalo Dec. 15, 2002
		John Carney vs. Seattle Sept. 1, 1996
		John Carney at N.Y. Jets Nov. 24, 1991
		(2) others with 53-yard field goals each

PUNTS

82	—	Paul Maguire vs. Dallas Nov. 19, 1961
73	—	Dennis Partee at Denver Oct. 17, 1971
72	—	Mike Scifres at Buffalo Sept. 21, 2014
71	—	Mike Scifres vs. Oakland Nov. 10, 2011
		Mike Scifres at Baltimore Oct. 1, 2006
		Mike Scifres vs. Oakland Dec. 4, 2005
		Maury Buford at Denver Sept. 12, 1982
		John Hadl at Denver Nov. 8, 1964
70	—	Mike Scifres vs. Baltimore Nov. 25, 2007
69	—	(2x) Last: Drew Kaser vs. Denver Oct. 22, 2017

INTERCEPTION RETURNS

103t	—	Vencie Glenn vs. Denver Nov. 29, 1987
102t	—	Donald Frank at L.A. Raiders Oct. 31, 1993
100t	—	Leslie Duncan vs. Kansas City Oct. 15, 1967
99t	—	Shaun Gayle at N.Y. Giants Dec. 23, 1995
		Stanley Richard at Denver Sept. 4, 1994
		Gill Byrd at Kansas City Oct. 4, 1984
90t	—	Jahleel Addae vs. Kansas City Jan. 1, 2017
		Desmond King at Dallas Nov. 23, 2017
86	—	Trevor Williams vs. San Fran. Sept. 30, 2018
83t	—	Willie Clark at Oakland Sept. 22, 1996
80t	—	Quentin Jammer vs. Denver Oct. 15, 2012
		Coy Bacon at Denver Nov. 11, 1973

KICKOFF RETURNS

105t	—	Richard Goodman at Oakland Jan. 1, 2012
103t	—	Darren Sproles at Denver Sept. 14, 2008
		Keith Lincoln vs. N.Y. Titans Sept. 16, 1962
99t	—	Micheal Spurlock vs. Oakland Dec. 30, 2012
98t	—	Andre Coleman vs. San Francisco Jan. 29, 1995
		Gary Anderson at Denver, Nov. 17, 1985
95t	—	Nate Lewis vs. New Orleans, Nov. 17, 1991
94t	—	Jamie Holland vs. Kansas City Dec. 18, 1988
93t	—	Ronney Jenkins at Oakland Nov. 18, 2001
		R. Jenkins vs. New Orleans Sept. 10, 2000
		Anthony Miller at L.A. Rams, Nov. 20, 1988

PUNT RETURNS

95t	—	Leslie Duncan vs. N.Y. Jets Nov. 24, 1968
90t	—	Darrien Gordon at L.A. Raiders Sept. 25, 1994
88t	—	Andre Coleman at Philadelphia Sept. 17, 1995
		Mike Fuller at New Orleans Oct. 9, 1977
85t	—	Eric Metcalf at Cincinnati Nov. 2, 1997
84t	—	Tim Dwight vs. Washington Sept. 9, 2001
		Ron Smith vs. New Orleans Nov. 18, 1973
83t	—	Eric Metcalf vs. Denver Nov. 30, 1997
82t	—	Paul Lowe at Boston Oct. 7, 1961
81t	—	Darrien Gordon vs. K.C. Sept. 29, 1996
		Lionel James vs. St. Louis, Sept. 20, 1987
		Leslie Duncan vs. Buffalo, Sept. 4, 1966

FUMBLE RETURNS

86t	—	Eric Weddle vs. Atlanta Nov. 30, 2008
82t	—	Donnie Edwards at St. Louis Nov. 10, 2002
81t	—	Vencie Glenn vs. N.Y. Giants Oct. 22, 1989
79t	—	Marlon McCree vs. St. Louis Oct. 29, 2006
78t	—	Paul Bradford at San. Fran. Nov. 23, 1997
75t	—	Keith Browner (25 yds.) lateral to Sam Seale (50 yds.) at L.A. Rams Nov. 20, 1988
		Caraun Reid at Indianapolis Sept. 25, 2016
61t	—	Rick Redman vs. Miami Oct. 2, 1966
58t	—	Darrell Stuckey vs. New England Dec. 7, 2014
53t	—	Henry Rolling at L.A. Raiders Oct. 6, 1991

BLOCKED PUNT RETURNS

35t	—	Bob Zeman at Boston Oct. 7, 1961
21t	—	Derrie Nelson vs. Dallas Nov. 13, 1983
19	—	Pete Lazetich vs. Denver Sept. 24, 1972
5	—	Gene Selawski at Oak. (at S.F.) Oct. 22, 1961
4	—	Wayne Davis at Denver Nov. 17, 1985
3	—	Steve Heiden at Carolina Dec. 17, 2000
0s	—	Carlos Polk at Arizona Sept. 22, 2002
0t	—	Jacob Hester at Kansas City Oct. 25, 2009
		Darryll Lewis vs. Indianapolis Sept. 26, 1999
0	—	Corey Lynch at Oakland Sept. 10, 2012

BLOCKED FIELD GOAL RETURNS

72t	—	Leslie Duncan vs. Denver Nov. 23, 1967
35	—	Tom Day vs. Kansas City Oct. 15, 1967
28	—	Jim Tolbert vs. St. Louis Nov. 15, 1971
27	—	Kenny Graham at Kansas City Nov. 15, 1964
25	—	Jeff Staggs vs. Houston, Oct. 25, 1970

MISSED FIELD GOAL RETURNS

109t	—	Antonio Cromartie at Minnesota, Nov. 4, 2007 (NFL Record)
------	---	---



OPPONENT 10 LONGEST

RUNS FROM SCRIMMAGE

90t	—	Colin Kaepernick (at San Francisco) Dec. 20, 2014	37t
89t	—	Kenny King (at Oakland) Oct. 12, 1980	29t
81	—	Billy Sims (Detroit) Sept. 30, 1984	16
77	—	Napoleon Kaufman (at Oak.) Sept. 22, 1996	15
74t	—	Jack Spikes (at Dallas Texans) Sept. 10, 1961	14
71t	—	Corey Dillon (at Cincinnati) Nov. 2, 1997	9
69t	—	Kareem Hunt (K.C.) Sept. 24, 2017	5t
69t	—	Herman Heard (at K.C.) Oct. 14, 1984	2t
68	—	Henry Bell (at Denver) Oct. 16, 1960	0s
68	—	LeGarrett Blount (Philadelphia) Oct. 1, 2017	

PASS COMPLETIONS

99t	—	Green to Boerigter (at K.C.) Dec. 22, 2002	66
98t	—	Lee to Dewveall (at Houston) Nov. 25, 1962	65t
96t	—	Montana to Rice (San Fran.) Nov. 27, 1988	60
93t	—	Morton to Watson (at Denver) Sept. 27, 1981	54t
90t	—	DeBerg to Birden (at K.C.) Nov. 18, 1990	42t
	—	Davidson to Dorsey (Oakland) Dec. 2, 1962	28
89t	—	O'Donnell to Stone (at Pit.) Sept. 1, 1991	17
87t	—	Namath to Maynard (N.Y. Jets) Nov. 24, 1968	16
	—	Tripacko to Frazier (at Denver) Nov. 12, 1961	
	—	Carr to Cooper (Oakland) Dec. 31, 2017	
84t	—	Campbell to Kelly (Washington) Jan. 3, 2010	
	—	(4) other completions of 84t yards	

INTERCEPTION RETURNS

102t	—	Louis Breeden (Cincinnati) Nov. 8, 1981	
99t	—	Janoris Jenkins (St. Louis) Nov. 23, 2014	54
	—	Kevin Ross (Kansas City) Sept. 6, 1992	
96t	—	Ray Griffin (at Cincinnati) Nov. 11, 1979	
	—	Bashaud Breeland (Washington) Dec. 10, 2017	
91t	—	Chad Greenway (at Minnesota) Sept. 27, 2015	
	—	Fred Williamson (at Oakland) Sept. 30, 1962	
90t	—	Leroy Butler (at Green Bay) Sept. 15, 1996	
	—	Deion Sanders (San Fran.) Dec. 11, 1994	
87t	—	Mark McMillian (Kansas City) Dec. 14, 1997	
83t	—	Leonard Johnson (at Tampa Bay) Nov. 11, 2012	

FUMBLE RETURNS

68	—	A.J. Duhe (Miami) Oct. 15, 1978	81
65t	—	Tony Carter (Denver) Oct. 15, 2012	79
64t	—	Tyvon Branch (at Oakland) Oct. 10, 2010	77
63t	—	Joey Browner (at Minnesota) Sept. 2, 1984	75
63	—	Rob Ninkovich (New England) Oct. 24, 2010	74
62	—	Carlton Gray (at Seattle) Oct. 27, 1996	73
59t	—	George Atkinson (at Oakland) Nov. 25, 1973	72
55t	—	Robert Lyles (at Houston) Dec. 6, 1987	
54t	—	Mike Montgomery (Dallas) Nov. 5, 1972	
52	—	Ray Abruzzese (New York Jets) Dec. 4, 1965	

KICKOFF RETURNS

104t	—	Ira Mathews (at Oakland) Oct. 25, 1979	
103t	—	Percy Harvin (vs. Minnesota) Sept. 11, 2011	
101t	—	Leon Washington (at Seattle) Sept. 26, 2010	
	—	Brian Mitchell (at Washington) Dec. 6, 1998	
99t	—	Leon Washington (at Seattle) Sept. 26, 2010	
	—	Byron Hanspard (Atlanta) Dec. 7, 1997	
98t	—	Will Blackwell (Pittsburgh) Dec. 24, 2000	
97t	—	Cassius Vaughn (at Denver) Jan. 2, 2011	
	—	Tim Brown (at L.A. Raiders) Sept. 4, 1988	
96t	—	Dante Hall (at Kansas City) Nov. 28, 2004	

PUNT RETURNS

95t	—	Tyreek Hill (Kansas City) Jan. 1, 2017	
94t	—	Dexter McCluster (at Kansas City) Sept. 13, 2010	
92t	—	Rick Upchurch (at Denver) Oct. 3, 1976	
91t	—	Tyreek Hill (Kansas City) Jan. 1, 2018	
86t	—	Tamarick Vanover (at Kansas City) Oct. 9, 1995	
82t	—	George Atkinson (at Oakland) Oct. 13, 1968	
82	—	Ray Buchanan (at Indianapolis) Nov. 3, 1996	
81	—	Dennis Northcutt (Cleveland) Nov. 5, 2006	
80t	—	Phillip Buchanon (Oakland) Dec. 28, 2003	
79t	—	Lemar Parrish (Cincinnati) Dec. 6, 1970	

BLOCKED PUNT RETURNS

—	Frank Warren (New Orleans) Nov. 17, 1991	
—	Adam Hayward (at Tampa Bay) Nov. 11, 2012	
—	Randy McClanahan (at Oakland) Sept. 18, 1977	
—	Walt Landers (Green Bay) Sept. 24, 1978	
—	Glen Cadrez (Kansas City) Oct. 13, 2002	
—	Tyrone Braxton (Denver) Oct. 2, 1988	
—	Hiram Eugene (at Oakland) Oct. 10, 2010	
—	Jerry Robinson (L.A. Raiders) Nov. 20, 1986	
—	Nick Schommer (Tennessee) Oct. 31, 2010	
—	Rock Cartwright (at Oakland) Oct. 10, 2010	

BLOCKED FIELD GOAL RETURNS

—	Tommy Casanova (at Cincinnati) Sept. 22, 1974	
—	Matt Ware (at Philadelphia) Oct. 23, 2005	
—	Louis Wright (at Denver) Nov. 17, 1985	
—	Doug Evans (at Carolina) Dec. 17, 2000	
—	Ray McElroy (Indianapolis) Oct. 26, 1997	
—	John Barmlett (Denver) Nov. 27, 1966	
—	Charlie West (Minnesota) Dec. 5, 1971	
—	Mike Statton (Buffalo) Oct. 1, 1967	
—	Fletcher Smith (Kansas City) Oct. 15, 1967	

FIELD GOALS

—	Dan Miller (Baltimore Colts) Dec. 26, 1982	
—	Sebastian Janikowski (at Oakland) Oct. 9, 2016	
—	Jason Elam (Denver) Nov. 7, 1999	
—	Gary Anderson (at Pittsburgh) Nov. 25, 1984	
—	Neil Rackers (at Cincinnati) Sept. 8, 2002	
—	Jason Elam (Denver) (3x) Last: Dec. 1, 2002	
—	Rian Lindell (Seattle) Dec. 30, 2001	
—	Sebastian Janikowski (Oakland) Oct. 29, 2000	
—	Kevin Butler (Chicago) Nov. 14, 1993	
—	John Kasay (at Seattle) Nov. 10, 1991	
—	Norm Johnson (at Seattle) Oct. 6, 1986	
—	Raul Allegre (at Indianapolis) Nov. 4, 1994	
—	Cody Parkey (Miami) Sept. 17, 2017	

PUNTS

—	Dustin Colquitt (at Kansas City) Dec. 2, 2007	
—	Drew Butler (at Pittsburgh) Dec. 9, 2012	
—	Greg Montgomery (Houston) Sept. 19, 1993	
—	Kevin Huber (Cincinnati) Dec. 1, 2013	
—	Bob Grupp (at Kansas City) Nov. 4, 1979	
—	Shane Lechler (Oakland) Sept. 28, 2003	
—	Ryan Plackemeier (at Seattle) Dec. 24, 2006	
—	Chris Gardocki (Indianapolis) Oct. 26, 1997	
—	Bob Scarpitto (at Denver) Oct. 22, 1967	
—	Jerrel Wilson (Kansas City) Sept. 29, 1963	



OPPONENT TOP PERFORMANCES

TEAM RUSHING YARDS (250+)

378	—	at Minnesota Nov. 4, 2007
355	—	at San Francisco Dec. 20, 2014
328	—	at Denver Nov. 28, 1975
294	—	Kansas City Dec. 18, 1966
277	—	at Seattle Nov. 22, 1987
		Houston Sept. 23, 1962
275	—	Cleveland Sept. 29, 1985
273	—	at Detroit Oct. 22, 1978
266	—	at Houston Sept. 18, 1960
262	—	Kansas City Oct. 27, 1974
256	—	New England Oct. 16, 1977
255	—	at Pittsburgh Oct. 31, 1976
251	—	Oakland Dec. 5, 2010
		New York Jets Sept. 4, 1983
		at Houston Sept. 28, 1975

TEAM RUSHING ATTEMPTS (50+)

61	—	at Chicago Oct. 25, 1981
60	—	at Denver Nov. 30, 1975
59	—	at Oakland Sept. 18, 1977
56	—	at Seattle Sept. 18, 1983
		at Houston Sept. 28, 1975
55	—	at Denver Oct. 17, 1971
54	—	at Seattle Nov. 22, 1987
53	—	Kansas City Nov. 12, 1978
52	—	Oakland Dec. 5, 2010
		at Pittsburgh Oct. 31, 1976
51	—	Denver Nov. 27, 2011
		New York Jets Sept. 4, 1983
		New England Oct. 16, 1977
		Oakland Oct. 5, 1975

TOTAL NET YARDS (500+)

614	—	at St. Louis Oct. 1, 2000 (163 R & 451 P)
591	—	Seattle Dec. 29, 2002 (163 R & 428 P)
553	—	at Oakland Sept. 22, 1996 (182 R & 371 P)
545	—	Cincinnati Nov. 12, 2006 (128 R & 417 P)
537	—	Kansas City Dec. 11, 1983 (131 R & 406 P)
536	—	at Denver Nov. 19, 2000 (93 R & 443 P)
528	—	at Minnesota Nov. 4, 2007 (378 R & 150 P)
526	—	Minnesota Oct. 11, 1981 (93 R & 444 P)
524	—	at St. Louis Nov. 10, 2002 (71 R & 453 P)
522	—	Denver Nov. 29, 1987 (175 R & 347 P)
521	—	at Rams Sept. 23, 2018 (171 R & 350 P)
520	—	at Oakland Jan. 1, 2012 (103 R & 417 P)
512	—	at Seattle Oct. 6, 1986 (218 R & 294 P)
511	—	at Philadelphia Sept. 15, 2013 (89 R & 422 P)
510	—	N.Y. Titans Nov. 24, 1968 (142 R & 368 P)
506	—	at Kansas City Oct. 14, 1984 (146 R & 360 P)
505	—	at Denver Sept. 7, 1962 (121 R & 384 P)
504	—	at New England Sept. 18, 2011 (94 R & 410 P)
503	—	at Denver Jan. 3, 2016 (210 R & 293 P)
500	—	at Washington Nov. 3, 2013 (209 R & 291 P)

INDIVIDUAL RUSHING YARDS (145+)

296	—	Adrian Peterson (at Minnesota) Nov. 4, 2007
183	—	Hoyle Granger (Houston) Dec. 4, 1966
181	—	Priest Holmes (Kansas City) Nov. 4, 2001
178	—	Terrell Davis (Denver) Nov. 30, 1997
176	—	Terrell Davis (at Denver) Nov. 19, 1995
172	—	Kareem Hunt (K.C.) Sept. 24, 2017
169	—	Eric Dickerson (Indianapolis) Oct. 23, 1988
		Curt Warner (Seattle) Sept. 15, 1985
165	—	Rashard Mendenhall (at Pit.) Oct. 4, 2009
162	—	Priest Holmes (Kansas City) Nov. 30, 2003
161	—	Mike Garrett (Kansas City) Dec. 18, 1966
159	—	Clinton Portis (Denver) Dec. 1, 2002
158	—	Frank Gore (at San Francisco) Dec. 20, 2014
157	—	Michael Bush (Oakland) Nov. 10, 2011
155	—	Kareem Hunt (K.C.) Dec. 16, 2017
151	—	Colin Kaepernick (at San Francisco) Dec. 20, 2014
146	—	Willie Parker (at Pittsburgh) Jan. 11, 2009
		Woody Green (Kansas City) Oct. 27, 1974

INDIVIDUAL RUSHING ATTEMPTS (35+)

36	—	Walter Payton (at Chicago) Oct. 25, 1981
35	—	Eric Dickerson (at Indianapolis) Nov. 8, 1987

TEAM PASSING YARDS—GROSS (400+)

465	—	at St. Louis Oct. 1, 2000
462	—	at Denver Nov. 19, 2000
457	—	St. Louis Sept. 20, 1987
453	—	at St. Louis Nov. 10, 2002
450	—	vs. Philadelphia Nov. 15, 2009
449	—	Seattle Dec. 29, 2002
444	—	Minnesota Oct. 11, 1981
440	—	at Cincinnati Nov. 12, 2006
428	—	at Philadelphia Sept. 15, 2013
424	—	at Los Angeles Raiders Oct. 31, 1993
423	—	at New England Sept. 18, 2011
417	—	at Oakland Jan. 1, 2012
416	—	Cincinnati Dec. 20, 1982
411	—	Kansas City Dec. 11, 1983
404	—	Indianapolis Sept. 26, 1999
402	—	at Indianapolis Jan. 13, 2008
400	—	at Oakland Sept. 22, 1996

TEAM PASS COMPLETIONS (35+)

40	—	Cincinnati Dec. 20, 1982
39	—	Tennessee Oct. 3, 2004
37	—	Kansas City Oct. 9, 1994
36	—	at Denver Sept. 14, 2008
		Tampa Bay Dec. 12, 2004
		Jacksonville Oct. 10, 2004
		Seattle Dec. 29, 2002
		at St. Louis Nov. 10, 2002
		New England Sept. 29, 2002
		at Denver Nov. 19, 2000
		at Denver Sept. 4, 1994
35	—	Philadelphia Nov. 15, 2009
		at Philadelphia Oct. 23, 2005
		at Oakland Oct. 20, 2002

TEAM PASSING ATTEMPTS (50+)

61	—	St. Louis Sept. 20, 1987
58	—	Tennessee Oct. 3, 2004
		at Denver Nov. 19, 2000
57	—	at Oakland Sept. 22, 1996
		at Cleveland Sept. 7, 1981
56	—	Philadelphia Nov. 15, 2009
		Indianapolis Nov. 11, 2007
		Cincinnati Dec. 20, 1982
55	—	Kansas City Oct. 9, 1994
		Houston Sept. 24, 1961
		Houston Nov. 13, 1960
54	—	at Philadelphia Oct. 23, 2005
		Jacksonville Oct. 10, 2004
		at New England Oct. 14, 2001
		Indianapolis Sept. 26, 1999
		at Kansas City Nov. 24, 1996
		Kansas City Sept. 29, 1996
		at Pittsburgh Jan. 15, 1995
53	—	Kansas City Jan. 2, 2005
		Seattle Dec. 29, 2002
		New England Sept. 29, 2002
51	—	at Cincinnati Jan. 5, 2014
		Baltimore Nov. 25, 2012
		at New York Giants Oct. 2, 1983
		New York Jets Sept. 28, 1969
50	—	Denver Oct. 13, 2016
		Jacksonville Sept. 18, 2016
		at Denver Sept. 14, 2008
		Tampa Bay Dec. 12, 2004
		at Buffalo Oct. 15, 2000 (OT)
		at Denver Nov. 17, 1985
		at Denver Sept. 7, 1962

INDIVIDUAL PASSING YARDS (400+)

462	—	Gus Frerotte (at Denver) Nov. 19, 2000
457	—	Neil Lomax (St. Louis) Sept. 20, 1987
453	—	Marc Bulger (at St. Louis) Nov. 10, 2002
450	—	Donovan McNabb (Phi.) Nov. 15, 2009
449	—	Matt Hasselbeck (Seattle) Dec. 29, 2002
444	—	Tommy Kramer (Minnesota) Oct. 11, 1981
440	—	Carson Palmer (at Cincinnati) Nov. 12, 2006
428	—	Michael Vick (at Philadelphia) Sept. 15, 2013
424	—	Jeff Hostetler (at L.A. Raiders) Oct. 31, 1993
423	—	Tom Brady (at New England) Sept. 18, 2011
417	—	Carson Palmer (at Oakland) Jan. 1, 2012
416	—	Ken Anderson (Cincinnati) Dec. 20, 1982
411	—	Bill Kenney (Kansas City) Dec. 11, 1983
404	—	Peyton Manning (Indianapolis) Sept. 26, 1999
402	—	Peyton Manning (at Ind.) Jan. 13, 2008

INDIVIDUAL PASSING ATTEMPTS (50+)

61	—	Neil Lomax (St. Louis) Sept. 20, 1987
58	—	Billy Volek (Tennessee) Oct. 3, 2004
		Gus Frerotte (at Denver) Nov. 19, 2000
57	—	Brian Sipe (at Cleveland) Sept. 7, 1981
56	—	Peyton Manning (Indianapolis) Nov. 11, 2007
		Ken Anderson (Cincinnati) Dec. 20, 1982
55	—	Donovan McNabb (Phi.) Nov. 15, 2009
		Joe Montana (Kansas City) Oct. 9, 1994
		George Blanda (Houston) Nov. 13, 1960
54	—	Donovan McNabb (at Phi.), Oct. 23, 2005
		Byron Leftwich (Jacksonville), Oct. 10, 2004
		Tom Brady (at New England), Oct. 14, 2001
		Peyton Manning (Ind.) Sept. 26, 1999
		Neil O'Donnell (at Pittsburgh) Jan. 15, 1995
53	—	Trent Green (Kansas City) Jan. 2, 2005
		Matt Hasselbeck (Seattle) Dec. 29, 2002
		Tom Brady (New England) Sept. 29, 2002
51	—	Andy Dalton (at Cincinnati) Jan. 5, 2014
		Joe Flacco (Baltimore) Nov. 25, 2012
		Scott Brunner (at N.Y. Giants) Oct. 2, 1983
		Joe Namath (New York Jets) Sept. 28, 1969
50	—	Trevor Siemian (Denver) Oct. 13, 2016
		Blake Bortles (Jacksonville) Sept. 18, 2016
		Jay Cutler (at Denver) Sept. 14, 2008
		Brian Griese (Tampa Bay) Dec. 12, 2004
		John Elway (at Denver) Nov. 17, 1985

INDIVIDUAL RECEIVING YARDS (170 YARDS+)

309	—	Stephone Paige (at Kansas City) Dec. 22, 1985
260	—	Chad Johnson (at Cincinnati) Nov. 12, 2006
214	—	Charley Hennigan (at Houston) Dec. 3, 1961
197	—	Carlos Carson (Kansas City) Oct. 25, 1987
196	—	Marvin Harrison (Indianapolis) Sept. 26, 1999
193	—	DeSean Jackson (at Philadelphia) Sept. 15, 2013
		Larry Brunson (at Kansas City) Nov. 10, 1974
187	—	Rod Smith (at Denver) Nov. 19, 2000
178	—	Eddie Brown (Cincinnati) Sept. 16, 1990
		Steve Watson (at Denver) Sept. 27, 1981
176	—	Brian Brennan (at Cleveland) Dec. 21, 1986
174	—	Julio Jones (at Atlanta) Oct. 23, 2016
		T.Y. Hilton (at Indianapolis) Sept. 25, 2016
		Art Monk (Washington) Sept. 21, 1986
173	—	Derrick Alexander (Kansas City) Nov. 22, 1998
		Todd Christensen (L.A. Raiders) Nov. 20, 1986
172	—	Pierre Garcon (at Washington) Nov. 3, 2013
171	—	Terrell Owens (San Francisco) Nov. 17, 2002
		Jerry Rice (San Francisco) Nov. 27, 1988
		Lionel Taylor (Denver) Dec. 10, 1960
170	—	Eric Moulds (at Buffalo) Oct. 15, 2000 (OT)



INDIVIDUAL TOUCHDOWNS—TOTAL (4+)

- 4 — Harvey Williams (Oakland) Nov. 16, 1997
 Daryl Turner (Seattle) Sept. 22, 1985
 Marcus Allen (at L.A. Raiders) Sept. 24, 1984
 Frank Jackson (Kansas City) Dec. 13, 1964

INDIVIDUAL RUSHING TOUCHDOWNS (3+)

- 3 — Darrel Young (at Washington) Nov. 3, 2013
 Adrian Peterson (at Minnesota) Nov. 4, 2007
 Tatum Bell (Denver) Dec. 31, 2005
 Bam Morris (Kansas City) Nov. 22, 1998
 Gaston Green (at Denver) Sept. 22, 1991
 Marcus Allen (at L.A. Raiders) Oct. 28, 1985
 Marcus Allen (at L.A. Raiders) Sept. 24, 1984
 Booker Russell (at Oakland) Oct. 25, 1979
 Chuck Foreman (at Minnesota) Nov. 23, 1975
 Charlie Evans (at N.Y. Giants) Nov. 7, 1971
 George Blanda (at Houston) Sept. 18, 1960

INDIVIDUAL TOUCHDOWN PASSES (4+)

- 6 — Steve Young (San Francisco) Jan. 29, 1995
 5 — Gus Frerotte (at Denver) Nov. 19, 2000
 Elvis Grbac (at Kansas City) Sept. 17, 2000
 Dave Kreig (Seattle) Sept. 15, 1985
 Marc Wilson (L.A. Raiders) Oct. 12, 1984
 4 — Patrick Mahomes (Kansas City) Sept. 9, 2018
 Derek Carr (at Oakland) Oct. 12, 2014
 Peyton Manning (Denver) Nov. 10, 2013
 Drew Brees (at New Orleans) Oct. 7, 2012
 Aaron Rodgers (Green Bay) Nov. 6, 2011
 Carson Palmer (at Cincinnati) Dec. 26, 2010
 Jay Cutler (at Denver) Sept. 14, 2008
 Brett Favre (Green Bay) Dec. 14, 2003
 Jon Kitna (Cincinnati) Nov. 23, 2003
 Daunte Culpepper (Minnesota) Nov. 9, 2003
 Marc Bulger (at St. Louis) Nov. 10, 2002
 Rich Gannon (at Oakland) Nov. 18, 2001
 Kurt Warner (at St. Louis) Oct. 1, 2000
 Jeff George (at Minnesota) Nov. 28, 1999
 Rich Gannon (at Oakland) Nov. 14, 1999
 John Elway (Denver) Nov. 29, 1998
 John Elway (at Denver) Dec. 21, 1997
 34 — Drew Bledsoe (at New England) Aug. 31, 1997
 Drew Bledsoe (New England) Dec. 1, 1996
 John Elway (at Denver) Oct. 6, 1996
 33 — Dave Kreig (Seattle) Dec. 14, 1986
 Mark Malone (at Pittsburgh) Nov. 24, 1984
 Bill Kenney (Kansas City) Dec. 11, 1983
 Tommy Kramer (Minnesota) Oct. 11, 1981
 Craig Morton (at Denver) Sept. 27, 1981
 31 — Jim Zorn (at Seattle) Nov. 27, 1977
 30 — Joe Namath (New York Jets) Dec. 24, 1967
 Daryle Lamonic (Oakland) Dec. 3, 1967
 Len Dawson (Kansas City) Dec. 13, 1964
 George Blanda (at Houston) Dec. 3, 1961

INDIVIDUAL TOUCHDOWN RECEPTIONS (3+)

- 4 — Jerry Rice (San Francisco) Jan. 29, 1995
 Darryl Turner (Seattle) Sept. 22, 1985
 Frank Jackson (Kansas City) Dec. 13, 1964
 3 — Emanuel Sanders (at Denver) Oct. 23, 2014
 Demaryius Thomas (Denver) Nov. 10, 2013
 Marques Colston (at New Orleans) Oct. 7, 2012
 Plaxico Burress (at New York Jets) Oct. 23, 2011
 Chad Johnson (Cincinnati) Nov. 23, 2003
 Shannon Sharpe (Denver) Nov. 16, 2003
 Isaac Bruce (at St. Louis) Nov. 10, 2002
 Jerry Rice (at Oakland) Nov. 18, 2001
 Sylvester Morris (at K.C.) Sept. 17, 2000
 Shannon Sharpe (at Denver) Oct. 6, 1996
 John Stallworth (at Pit.) Nov. 24, 1984
 Steve Largent (Seattle) Oct. 29, 1984
 Todd Christensen (L.A. Raiders) Dec. 1, 1983
 Gene Washington (at S.F.) Sept. 17, 1972
 Don Maynard (N.Y. Jets) Dec. 24, 1967
 Art Powell (at L.A. Raiders) Dec. 8, 1963
 Charley Hennigan (at Houston) Dec. 3, 1961

TEAM SACKS (7+)

- 10 — at Los Angeles Rams Oct. 4, 1970
 8 — Green Bay Sept. 24, 1978
 at Washington Sept. 16, 1973
 Kansas City Dec. 8, 1968
 7 — at Kansas City Dec. 28, 2014
 at St. Louis Oct. 17, 2010
 Kansas City Dec. 14, 1997
 Carolina Sept. 14, 1997
 at L.A. Raiders Oct. 18, 1987
 at Oakland Raiders Oct. 12, 1980
 Buffalo Nov. 20, 1960

INDIVIDUAL SACKS (4+)

- 4.5 — Hugh Douglas (Philadelphia) Oct. 18, 1998
 4 — Justin Houston (at Kansas City) Dec. 28, 2014
 Kamerion Wimbley (Oakland) Nov. 10, 2011
 Derrick Thomas (at K.C.) Nov. 8, 1992
 Al Baker (at Detroit) Oct. 22, 1978
 Wilbur Young (Kansas City) Oct. 19, 1975
 Ron Carpenter (Cincinnati) Sept. 30, 1973
 Lionel Aldridge (Green Bay) Oct. 12, 1970

INDIVIDUAL INTERCEPTIONS (3+)

- 4 — Kwamie Lassiter (at Arizona) Dec. 27, 1998
 Joe Lavender (at Washington) Dec. 7, 1980
 Vernon Perry (Houston) Dec. 29, 1979
 Willie Buchanon (Green Bay) Sept. 24, 1978
 Bobby Ply (at Dallas) Dec. 16, 1962
 3 — Darryl Williams (at Seattle) Sept. 21, 1997
 Lloyd Burruss (at Kansas City) Oct. 19, 1986
 Kenny Easley (Seattle) Oct. 29, 1984
 Marc Murphy (Washington) Oct. 31, 1983
 Steve Foley (at Denver) Sept. 27, 1981
 Joe Lavender (at Washington) Dec. 7, 1980
 David Grayson (Oakland) Oct. 26, 1969
 David Grayson (at Oakland), Oct. 29, 1967
 Ron Hall (Boston) Sept. 20, 1964
 Carl Charon (at Buffalo) Oct. 13, 1962

TOTAL FIRST DOWNS (30+)

- at Denver Sept. 14, 2008
 Seattle Dec. 29, 2002
 at Denver Nov. 19, 2000
 at Seattle Nov. 22, 1987
 — Rams Sept. 23, 2018
 Cincinnati Nov. 23, 2003
 — at Pittsburgh Oct. 4, 2009
 at Cincinnati Sept. 22, 1985
 — Denver Nov. 29, 1987
 — at Indianapolis Dec. 26, 2004
 at New England Oct. 14, 2001
 at Denver Sept. 4, 1994
 Seattle Sept. 15, 1985

TIME OF POSSESSION (40:00)

- 48:50 — at Chicago Oct. 25, 1981 (OT)
 44:11 — at Denver Nov. 16, 2003
 41:52 — at Dallas Oct. 26, 1980
 41:48 — L.A. Raiders Nov. 21, 1993
 41:35 — at Seattle Nov. 22, 1987
 41:19 — Denver Nov. 29, 1987
 40:20 — at Pittsburgh Oct. 4, 2009
 40:03 — at Washington Nov. 3, 2013
 40:02 — Kansas City Nov. 12, 1978 (OT)





***LAST WEEK
GAME BOOK***

National Football League Game Summary

NFL Copyright © 2018 by The National Football League. All rights reserved. This summary and play-by-play is for the express purpose of assisting media in their coverage of the game; any other use of this material is prohibited without the written permission of the National Football League. Updated: 10/1/2018

Date: Sunday, 9/30/2018 San Francisco 49ers at Los Angeles Chargers Start Time: 1:25 PM PT
at StubHub Center, Carson, CA

Game Day Weather

Game Weather: Sunny Temp: 78° F (25.6° C) Humidity: 56%, Wind: SW 9 mph
Played on Turf: Grass

Officials		
Referee: Torbert, Ronald (62)	Umpire: Ferrell, Dan (64)	Down Judge: Thomas, Sarah (53)
Line Judge: Steinkerkner, Mark (84)	Field Judge: Buchanan, Jimmy (86)	Side Judge: Edwards, Scott (3)
Back Judge: Josselyn, Anthony (67)	Replay Official: Frantz, Earnie (0)	

San Francisco 49ers				Los Angeles Chargers			
Offense		Defense		Offense		Defense	
WR 15	P.Garcon	LDE 94	S.Thomas	WR 13	K.Allen	DE 71	D.Square
LT 74	J.Staley	LDT 90	E.Mitchell	LT 76	R.Okung	DT 93	D.Philon
LG 75	L.Tomlinson	RDT 99	D.Buckner	LG 66	D.Feeney	NT 92	B.Mebane
C 58	W.Richburg	RDE 91	A.Armstead	C 53	M.Pouncey	DE 54	M.Ingram
RG 68	M.Person	MIKE 48	F.Warner	RG 75	M.Schofield	OLB 57	J.Brown
RT 69	M.McGlinchey	WILL 56	R.Foster	RT 69	S.Tevi	ILB 52	D.Perryman
TE 85	G.Kittle	RCB 23	A.Witherspoon	TE 88	V.Green	OLB 51	K.Emanuel
WR 11	M.Goodwin	LCB 20	J.Ward	WR 16	Ty.Williams	LCB 24	T.Williams
RB 22	M.Breida	NB 24	K.Williams	WR 12	T.Benjamin	S 37	J.Addae
FB 44	K.Juszczyk	FS 32	D.Reed	QB 17	P.Rivers	S 33	D.James
QB 3	C.Beathard	SS 38	A.Exum	RB 28	M.Gordon	RCB 26	C.Hayward

Substitutions		Substitutions	
P 5 B.Pinion, K 9 R.Gould, WR 18 D.Pettis, DB 26 G.Mabin, DB 27 A.Colbert, DB 30 T.Powell, RB 31 R.Mostert, DB 33 T.Moore, RB 46 A.Morris, LB 47 E.Lee, LB 51 M.Smith, LB 53 M.Nzeocha, DL 54 C.Marsh, OL 62 E.Magnuson, OL 76 G.Gilliam, WR 81 T.Taylor, WR 84 K.Bourne, LS 86 K.Nelson, TE 88 G.Celek, TE 89 C.Wick, DL 93 D.Jones, DL 96 S.Day, DL 98 R.Blair		K 6 C.Sturgis, P 8 D.Kaser, WR 11 G.Davis, CB 20 D.King, S 23 R.Jenkins, RB 30 A.Ekeler, S 31 A.Phillips, RB 32 J.Jackson, FB 34 D.Watt, CB 36 B.Facyson, LB 42 U.Nwosu, CB 43 M.Davis, DE 46 C.Landrum, LS 47 M.Windt, LB 48 N.Dzubnar, LB 56 E.Ellerbee, C/G 61 S.Quessenberry, T 68 T.Scott, TE 80 S.Culkin, WR 81 M.Williams, TE 85 A.Gates, DL 91 Ju.Jones, DE 98 I.Rochell	

Did Not Play		Did Not Play	
QB 4 N.Mullens		QB 3 G.Smith	

Not Active		Not Active	
WR 13 R.James, CB 25 R.Sherman, S 29 J.Tartt, G 65 J.Garnett, OL 66 N.Toran, DT 77 J.Taylor, T 78 S.Coleman		LB 44 K.White, C/G 64 C.Toner, T 72 J.Barksdale, G 77 F.Lamp, WR 89 J.Jones, DT 90 T.McGill, DE 99 J.Bosa	

Field Goals (made () & missed)							
R.Gould	(21) (33)	C.Sturgis	54WR (48) (25) (21)				
		1	2	3	4	OT	Total
VISITOR: San Francisco 49ers		14	3	7	3	0	27
HOME: Los Angeles Chargers		6	11	9	3	0	29

Scoring Plays						Visitor	Home
Team	Qtr	Time	Play Description (Extra Point) (Drive Info)				
49ers	1	14:03	A.Exum 32 yd. interception return (R.Gould kick)			7	0
49ers	1	3:53	K.Bourne 2 yd. pass from C.Beathard (R.Gould kick) (6-56, 3:08)			14	0
Chargers	1	0:43	A.Gates 5 yd. pass from P.Rivers (kick failed, wr) (7-75, 3:10)			14	6
49ers	2	4:59	R.Gould 21 yd. Field Goal (21-72,10:44)			17	6
Chargers	2	0:47	A.Ekeler 22 yd. pass from P.Rivers (P.Rivers-M.Gordon pass) (9-75, 4:12)			17	14
Chargers	2	0:00	C.Sturgis 48 yd. Field Goal (3-2, 0:13)			17	17
Chargers	3	10:35	M.Gordon 6 yd. pass from P.Rivers (kick failed, wr) (6-51, 2:48)			17	23
Chargers	3	7:44	C.Sturgis 25 yd. Field Goal (4-5, 0:58)			17	26
49ers	3	2:50	G.Kittle 82 yd. pass from C.Beathard (R.Gould kick) (2-84, 0:47)			24	26
49ers	4	12:39	R.Gould 33 yd. Field Goal (9-49, 3:28)			27	26

National Football League Game Summary

NFL Copyright © 2018 by The National Football League. All rights reserved. This summary and play-by-play is for the express purpose of assisting media in their coverage of the game; any other use of this material is prohibited without the written permission of the National Football League.

Updated: 10/1/2018

Chargers	4	7:41	C.Sturgis 21 yd. Field Goal (9-72, 4:58)	27	29
Paid Attendance: 25,397				Time: 3:13	

Final Individual Statistics

San Francisco 49ers

Los Angeles Chargers

RUSHING						RUSHING											
	ATT	YDS	AVG	LG	TD		ATT	YDS	AVG	LG	TD						
M.Breida	9	39	4.3	12	0	M.Gordon	15	104	6.9	34	0						
C.Beathard	7	19	2.7	9	0	A.Ekeler	8	25	3.1	11	0						
A.Morris	4	14	3.5	8	0	P.Rivers	4	-3	-0.8	1	0						
M.Goodwin	1	4	4.0	4	0												
Total	21	76	3.6	12	0	Total	27	126	4.7	34	0						
PASSING									PASSING								
	ATT	CMP	YDS	SK/YD	TD	LG	IN	RT		ATT	CMP	YDS	SK/YD	TD	LG	IN	RT
C.Beathard	37	23	298	1/10	2	82	2	82.9	P.Rivers	39	25	250	1/8	3	24	1	97.2
Total	37	23	298	1/10	2	82	2	82.9	Total	39	25	250	1/8	3	24	1	97.2
PASS RECEIVING								PASS RECEIVING									
	TAR	REC	YDS	AVG	LG	TD		TAR	REC	YDS	AVG	LG	TD				
G.Kittle	8	6	125	20.8	82	1	K.Allen	10	7	63	9.0	18	0				
P.Garcon	7	4	52	13.0	23	0	M.Gordon	10	7	55	7.9	16	1				
K.Bourne	4	3	34	11.3	17	1	Ty.Williams	5	3	48	16.0	24	0				
M.Breida	3	3	32	10.7	20	0	A.Ekeler	3	2	31	15.5	22	1				
M.Goodwin	4	2	24	12.0	20	0	A.Gates	5	2	27	13.5	22	1				
K.Juszczyk	3	2	15	7.5	10	0	V.Green	2	2	9	4.5	10	0				
T.Taylor	3	2	12	6.0	7	0	M.Williams	3	1	15	15.0	15	0				
A.Morris	3	1	4	4.0	4	0	T.Benjamin	1	1	2	2.0	2	0				
G.Celek	1	0	0	0.0	0	0											
Total	36	23	298	13.0	82	2	Total	39	25	250	10.0	24	3				
INTERCEPTIONS						INTERCEPTIONS											
	NO	YDS	AVG	LG	TD		NO	YDS	AVG	LG	TD						
A.Exum	1	32	32.0	32	1	T.Williams	1	86	86.0	86	0						
						I.Rochell	1	4	4.0	4	0						
Total	1	32	32.0	32	1	Total	2	90	45.0	86	0						
PUNTING								PUNTING									
	NO	YDS	AVG	NET	TB	IN20	LG		NO	YDS	AVG	NET	TB	IN20	LG		
B.Pinion	5	235	47.0	30.6	0	0	55	D.Kaser	4	174	43.5	42.3	0	3	55		
Total	5	235	47.0	30.6	0	0	55	Total	4	174	43.5	42.3	0	3	55		
PUNT RETURNS								PUNT RETURNS									
	NO	YDS	AVG	FC	LG	TD		NO	YDS	AVG	FC	LG	TD				
T.Taylor	1	8	8.0	1	8	0	D.King	4	82	20.5	1	56	0				
D.Pettis	1	-3	-3.0	0	-3	0											
[DOWNED]	1	0	0.0	0	0	0											
Total	2	5	2.5	1	8	0	Total	4	82	20.5	1	56	0				
KICKOFF RETURNS								KICKOFF RETURNS									
	NO	YDS	AVG	FC	LG	TD		NO	YDS	AVG	FC	LG	TD				
D.Reed	4	91	22.8	0	29	0	[TOUCHBACK]	6	0	0.0	0	0	0				
[TOUCHBACK]	2	0	0.0	0	0	0											
Total	4	91	22.8	0	29	0	Total	0	0	0.0	0	0	0				

San Francisco 49ers

FUMBLES	FUM	LOST	OWN-REC	YDS	TD	FORCED	OPP-REC	YDS	TD	OUT-BDS
D.Reed	1	0	0	0	0	0	0	0	0	1
C.Beathard	1	0	0	-1	0	0	0	0	0	0
M.Breida	0	0	1	0	0	0	0	0	0	0
G.Mabin	0	0	0	0	0	1	0	0	0	0
Total	2	0	1	-1	0	1	0	0	0	1

Los Angeles Chargers

FUMBLES	FUM	LOST	OWN-REC	YDS	TD	FORCED	OPP-REC	YDS	TD	OUT-BDS
M.Gordon	1	0	0	0	0	0	0	0	0	1
M.Davis	0	0	0	0	0	1	0	0	0	0
Total	1	0	0	0	0	1	0	0	0	1

Final Team Statistics

	Visitor 49ers	Home Chargers
TOTAL FIRST DOWNS	22	21
By Rushing	5	6
By Passing	13	14
By Penalty	4	1
THIRD DOWN EFFICIENCY	5-12-42%	4-14-29%
FOURTH DOWN EFFICIENCY	0-0-0%	1-1-100%
TOTAL NET YARDS	364	368
Total Offensive Plays (inc. times thrown passing)	59	67
Average gain per offensive play	6.2	5.5
NET YARDS RUSHING	76	126
Total Rushing Plays	21	27
Average gain per rushing play	3.6	4.7
Tackles for a loss-number and yards	2-3	2-5
NET YARDS PASSING	288	242
Times thrown - yards lost attempting to pass	1-10	1-8
Gross yards passing	298	250
PASS ATTEMPTS-COMPLETIONS-HAD INTERCEPTED	37-23-2	39-25-1
Avg gain per pass play (inc.# thrown passing)	7.6	6.1
KICKOFFS Number-In End Zone-Touchbacks	6-6-6	6-5-2
PUNTS Number and Average	5-47.0	4-43.5
Had Blocked	0	0
FGs - PATs Had Blocked	0-0	0-0
Net Punting Average	30.6	42.3
TOTAL RETURN YARDAGE (Not Including Kickoffs)	37	172
No. and Yards Punt Returns	2-5	4-82
No. and Yards Kickoff Returns	4-91	0-0
No. and Yards Interception Returns	1-32	2-90
PENALTIES Number and Yards	4-29	5-49
FUMBLES Number and Lost	2-0	1-0
TOUCHDOWNS	3	3
Rushing	0	0
Passing	2	3
Interceptions	1	0
EXTRA POINTS Made-Attempts	3-3	1-3
Kicking Made-Attempts	3-3	0-2
Passing Made-Attempts	0-0	1-1
FIELD GOALS Made-Attempts	2-2	3-4
RED ZONE EFFICIENCY	1-4-25%	2-5-40%
GOAL TO GO EFFICIENCY	1-3-33%	1-3-33%
SAFETIES	0	0
FINAL SCORE	27	29
TIME OF POSSESSION	27:34	32:26

Ball Possession And Drive Chart

San Francisco 49ers

#	Time Recd	Time Lost	Time Poss	How Ball Obtained	Drive Began	# Play	Yds Gain	Yds Pen	Net Yds	1st Down	Last Scrm	How Given Up
1	12:56	11:32	1:24	Punt	SF 14	3	8	-5	3	0	SF 17	Punt
2	7:01	3:53	3:08	Missed FG	SF 44	6	44	12	56	5	* LAC 2	Touchdown
3	0:43	4:59	10:44	Kickoff	SF 25	21	77	-5	72	6	* LAC 3	Field Goal
4	0:47	0:13	0:34	Kickoff	SF 25	3	8	0	8	0	SF 33	Punt
5	15:00	13:23	1:37	Kickoff	SF 29	3	-7	0	-7	0	SF 22	Punt
6	10:35	8:42	1:53	Kickoff	SF 10	5	60	22	82	6	* LAC 8	Interception
7	7:44	5:54	1:50	Kickoff	SF 24	3	9	0	9	0	SF 33	Punt
8	3:37	2:50	0:47	Punt	SF 16	2	84	0	84	1	SF 18	Touchdown
9	1:07	12:39	3:28	Punt	SF 36	9	49	0	49	3	* LAC 15	Field Goal
10	7:41	6:50	0:51	Kickoff	SF 17	3	7	0	7	0	SF 24	Punt
11	3:49	2:31	1:18	Punt	SF 7	3	24	0	24	1	SF 31	Interception

(247) Average SF 22

Los Angeles Chargers

#	Time Recd	Time Lost	Time Poss	How Ball Obtained	Drive Began	# Play	Yds Gain	Yds Pen	Net Yds	1st Down	Last Scrm	How Given Up
1	15:00	14:03	0:57	Kickoff	LAC 25	3	0	0	0	0	LAC 25	Interception
2	14:03	12:56	1:07	Kickoff	LAC 25	3	3	0	3	0	LAC 28	Punt
3	11:32	7:01	4:31	Punt	LAC 37	9	27	0	27	2	SF 36	Missed FG
4	3:53	0:43	3:10	Kickoff	LAC 25	7	71	4	75	5	* SF 5	Touchdown
5	4:59	0:47	4:12	Kickoff	LAC 25	9	75	0	75	4	SF 22	Touchdown
6	0:13	0:00	0:13	Punt	SF 32	3	2	0	2	0	SF 30	Field Goal
7	13:23	10:35	2:48	Punt	LAC 49	6	51	0	51	3	* SF 6	Touchdown
8	8:42	7:44	0:58	Interception	SF 12	4	5	0	5	0	* SF 7	Field Goal
9	5:54	3:37	2:17	Punt	LAC 25	4	12	0	12	1	LAC 37	Punt
10	2:50	1:07	1:43	Kickoff	LAC 25	5	15	0	15	1	LAC 40	Punt
11	12:39	7:41	4:58	Kickoff	LAC 25	9	72	0	72	3	* SF 3	Field Goal
12	6:50	3:49	3:01	Punt	LAC 39	4	24	0	24	1	SF 37	Punt
13	2:31	0:00	2:31	Interception	SF 19	5	11	0	11	1	* SF 7	End of Game

(537) Average LAC 41

* inside opponent's 20

Time of Possession by Quarter

	1st	2nd	3rd	4th	OT	Total
Visitor San Francisco 49ers	5:15	10:35	7:14	4:30		27:34
Home Los Angeles Chargers	9:45	4:25	7:46	10:30		32:26

Kickoff Drive No.-Start Average

49ers: 6 - SF 22 Chargers: 6 - LAC 25

Final Defensive Statistics

San Francisco 49ers

Regular Defensive Plays

Special Teams

Misc

	TKL	AST	COMB	SK	/ YDS	TFL	Q	IN	PD	FF	FR	TKL	AST	FF	FR	BL	TKL	AST	FF	FR
F.Warner	4	6	10	0	0	0	0	0	0	0	0	0	0	0	0	0	0	0	0	0
R.Foster	5	2	7	0	0	1	1	0	0	0	0	0	0	0	0	0	0	0	0	0
K.Williams	6	0	6	0	0	0	0	0	0	0	0	0	0	0	0	0	0	0	0	0
A.Armstead	1	4	5	0	0	0	0	0	0	0	0	0	0	0	0	0	0	0	0	0
M.Smith	1	4	5	0	0	1	0	0	0	0	0	0	0	0	0	0	0	0	0	0
A.Witherspoon	4	0	4	0	0	0	0	0	0	0	0	0	0	0	0	0	0	0	0	0
G.Mabin	3	1	4	0	0	0	0	0	0	1	0	0	0	0	0	0	0	0	0	0
A.Exum	3	0	3	0	0	0	0	1	3	0	0	0	0	0	0	0	0	0	0	0
J.Ward	1	2	3	0	0	0	0	0	0	0	0	0	0	0	0	0	0	0	0	0
S.Thomas	2	0	2	0	0	0	0	0	0	0	0	0	0	0	0	0	0	0	0	0
E.Mitchell	2	0	2	0	0	1	0	0	0	0	0	0	0	0	0	0	0	0	0	0
D.Buckner	1	1	2	0	0	0	0	0	0	0	0	0	0	0	0	0	0	0	0	0
D.Reed	1	1	2	0	0	0	0	0	0	0	0	0	0	0	0	0	0	0	0	0
R.Blair	0	2	2	0	0	0	0	0	0	0	0	0	0	0	0	0	0	0	0	0
S.Day	1	0	1	1	8	1	1	0	0	0	0	0	0	0	0	0	0	0	0	0
C.Marsh	1	0	1	0	0	0	1	0	0	0	0	0	0	0	0	0	0	0	0	0
D.Jones	0	1	1	0	0	0	0	0	0	0	0	0	0	0	0	0	0	0	0	0
M.Nzeocha	0	0	0	0	0	0	0	0	0	0	0	1	0	0	0	0	0	0	0	0
B.Pinion	0	0	0	0	0	0	0	0	0	0	0	1	0	0	0	0	0	0	0	0
E.Lee	0	0	0	0	0	0	0	0	0	0	0	1	0	0	0	0	0	0	0	0
T.Powell	0	0	0	0	0	0	0	0	0	0	0	1	0	0	0	0	0	0	0	0
P.Garcon	0	0	0	0	0	0	0	0	0	0	0	0	0	0	0	0	1	0	0	0
W.Richburg	0	0	0	0	0	0	0	0	0	0	0	0	0	0	0	0	1	0	0	0
M.Breida	0	0	0	0	0	0	0	0	0	0	0	0	0	0	0	0	0	0	0	1
Total	36	24	60	1	8	4	3	1	3	1	0	4	0	0	0	0	2	0	0	1

TKL = Tackle AST = Assist COMB = Combined QH=QB Hit IN = Interception PD = Pass Defense FF = Forced Fumble FR = Fumble Recovery

Los Angeles Chargers

Regular Defensive Plays

Special Teams

Misc

	TKL	AST	COMB	SK	/ YDS	TFL	QH	IN	PD	FF	FR	TKL	AST	FF	FR	BL	TKL	AST	FF	FR
T.Williams	7	1	8	0	0	0	0	1	1	0	0	0	0	0	0	0	0	0	0	0
J.Brown	6	2	8	0	0	1	0	0	1	0	0	1	0	0	0	0	0	0	0	0
D.James	5	2	7	1	10	1	3	0	2	0	0	0	0	0	0	0	0	0	0	0
D.Square	3	2	5	0	0	1	1	0	1	0	0	0	0	0	0	0	0	0	0	0
C.Hayward	4	0	4	0	0	0	0	0	2	0	0	0	0	0	0	0	0	0	0	0
D.Perryman	2	2	4	0	0	0	0	0	1	0	0	0	0	0	0	0	0	0	0	0
D.Philon	2	0	2	0	0	0	1	0	0	0	0	0	0	0	0	0	0	0	0	0
K.Emanuel	2	0	2	0	0	0	1	0	0	0	0	0	0	0	0	0	0	0	0	0
J.Addae	1	1	2	0	0	0	0	0	0	0	0	0	0	0	0	0	0	0	0	0
Ju.Jones	1	1	2	0	0	0	0	0	0	0	0	0	0	0	0	0	0	0	0	0
D.King	0	2	2	0	0	0	0	0	0	0	0	0	0	0	0	0	0	0	0	0
M.Ingram	1	0	1	0	0	0	1	0	0	0	0	0	0	0	0	0	0	0	0	0
B.Mebane	1	0	1	0	0	1	0	0	0	0	0	0	0	0	0	0	0	0	0	0
A.Phillips	0	1	1	0	0	0	0	0	0	0	0	0	0	0	0	0	0	0	0	0
R.Jenkins	0	1	1	0	0	0	0	0	0	0	0	0	0	0	0	0	0	0	0	0
C.Landrum	0	0	0	0	0	0	1	0	0	0	0	0	0	0	0	0	0	0	0	0
I.Rochell	0	0	0	0	0	0	0	1	1	0	0	0	0	0	0	0	0	0	0	0
U.Nwosu	0	0	0	0	0	0	0	0	0	0	0	2	0	0	0	0	0	0	0	0
M.Davis	0	0	0	0	0	0	0	0	0	0	0	1	0	1	0	0	0	0	0	0
N.Dzubnar	0	0	0	0	0	0	0	0	0	0	0	1	0	0	0	0	0	0	0	0
A.Ekeler	0	0	0	0	0	0	0	0	0	0	0	1	0	0	0	0	0	0	0	0
Total	35	15	50	1	10	4	8	2	9	0	0	6	0	1	0	0	0	0	0	0

First Half Summary

PERIOD SCORES

49ers 14 3 = 17
Chargers 6 11 = 17

TIME OF POSSESSION

49ers 15:50
Chargers 14:10

Scoring Plays

Team	Qtr	Time	Play Description (Extra Point) (Drive Info)	Visitor	Home
49ers	1	14:03	A.Exum 32 yd. interception return (R.Gould kick)	7	0
49ers	1	3:53	K.Bourne 2 yd. pass from C.Beathard (R.Gould kick) (6-56, 3:08)	14	0
Chargers	1	0:43	A.Gates 5 yd. pass from P.Rivers (kick failed, wr) (7-75, 3:10)	14	6
49ers	2	4:59	R.Gould 21 yd. Field Goal (21-72,10:44)	17	6
Chargers	2	0:47	A.Ekeler 22 yd. pass from P.Rivers (P.Rivers-M.Gordon pass) (9-75, 4:12)	17	14
Chargers	2	0:00	C.Sturgis 48 yd. Field Goal (3-2, 0:13)	17	17

	San Francisco 49ers	Los Angeles Chargers
TOTAL FIRST DOWNS	11	11
First Downs Rushing-Passing-by Penalty	3 - 6 - 2	1 - 9 - 1
THIRD DOWN EFFICIENCY	4-7-57%	3-7-43%
TOTAL NET YARDS	138	178
Total Offensive Plays	32	32
NET YARDS RUSHING	30	26
NET YARDS PASSING	108	152
Gross Yards Passing	108	152
Times thrown-yards lost attempting to pass	0-0	0-0
Pass Attempts-Completions-Had Intercepted	21 - 14 - 0	22 - 15 - 1
Punts-Number and Average	2 - 50	1 - 55
Penalties-Number and Yards	3 - 19	2 - 17
Fumbles-Number and Lost	1 - 0	0 - 0
Red Zone Efficiency	1-2-50%	1-1-100%
Average Drive Start	SF 27	LAC 34

San Francisco 49ers									Los Angeles Chargers								
RUSHING	ATT	YDS	AVG	LG	TD				RUSHING	ATT	YDS	AVG	LG	TD			
M.Breida	5	15	3.0	12	0				M.Gordon	7	17	2.4	4	0			
A.Morris	3	11	3.7	8	0				A.Ekeler	2	8	4.0	7	0			
M.Goodwin	1	4	4.0	4	0				P.Rivers	1	1	1.0	1	0			
C.Beathard	2	0	0.0	0	0												
Total	11	30	2.7	12	0				Total	10	26	2.6	7	0			
PASSING	ATT	CMP	YDS	SK/YD	TD	LG	IN	RT	PASSING	ATT	CMP	YDS	SK/YD	TD	LG	IN	RT
C.Beathard	21	14	108	0/0	1	20	0	94.9	P.Rivers	22	15	152	0/0	2	22	1	99.1
Total	21	14	108	0/0	1	20	0	94.9	Total	22	15	152	0/0	2	22	1	99.1
PASS RECEIVING	TAR	REC	YDS	AVG	LG	TD			PASS RECEIVING	TAR	REC	YDS	AVG	LG	TD		
G.Kittle	6	5	43	8.6	13	0			K.Allen	7	5	44	8.8	18	0		
M.Goodwin	2	2	24	12.0	20	0			M.Gordon	4	3	34	11.3	16	0		
P.Garcon	3	2	17	8.5	13	0			A.Gates	4	2	27	13.5	22	1		
M.Breida	2	2	12	6.0	8	0			Ty.Williams	3	2	24	12.0	22	0		
K.Juszczyk	2	1	5	5.0	5	0			A.Ekeler	1	1	22	22.0	22	1		
T.Taylor	2	1	5	5.0	5	0			T.Benjamin	1	1	2	2.0	2	0		
K.Bourne	2	1	2	2.0	2	1			V.Green	1	1	-1	-1.0	-1	0		
A.Morris	1	0	0	0.0	0	0			M.Williams	1	0	0	0.0	0	0		
Total	20	14	108	7.7	20	1			Total	22	15	152	10.1	22	2		

San Francisco 49ers	Regular Defensive Plays	Special Teams	Misc
---------------------	-------------------------	---------------	------

First Half Summary

	TKL	AST	COMB	SK	/ YDS	TFL	Q	IN	PD	FF	FR	TKL	AST	FF	FR	BL	TKL	AST	FF	FR
K.Williams	4	0	4	0	0	0	0	0	0	0	0	0	0	0	0	0	0	0	0	0
F.Warner	1	3	4	0	0	0	0	0	0	0	0	0	0	0	0	0	0	0	0	0
R.Foster	3	0	3	0	0	0	1	0	0	0	0	0	0	0	0	0	0	0	0	0
A.Witherspoon	3	0	3	0	0	0	0	0	0	0	0	0	0	0	0	0	0	0	0	0
Total	11	3	14	0	0	0	1	0	0	0	0	0	0	0	0	0	0	0	0	0

Los Angeles Chargers	Regular Defensive Plays											Special Teams					Misc			
	TKL	AST	COMB	SK	/ YDS	TFL	QH	IN	PD	FF	FR	TKL	AST	FF	FR	BL	TKL	AST	FF	FR
T.Williams	6	1	7	0	0	0	0	0	0	0	0	0	0	0	0	0	0	0	0	0
J.Brown	4	1	5	0	0	1	0	0	1	0	0	1	0	0	0	0	0	0	0	0
D.James	3	0	3	0	0	0	1	0	1	0	0	0	0	0	0	0	0	0	0	0
D.Square	2	1	3	0	0	1	0	0	1	0	0	0	0	0	0	0	0	0	0	0
Total	15	3	18	0	0	2	1	0	3	0	0	1	0	0	0	0	0	0	0	0

Play By Play

First Quarter

9/30/2018

LAC wins toss, elects to Receive, and SF elects to defend the South goal.

B.Pinion kicks 65 yards from SF 35 to end zone, Touchback.

Los Angeles Chargers at 15:00

- 1-10-LAC 25 (15:00) (Shotgun) P.Rivers pass incomplete short right to M.Gordon.
- 2-10-LAC 25 (14:55) M.Gordon up the middle to LAC 25 for no gain (D.Buckner; A.Armstead).
- 3-10-LAC 25 (14:12) (Shotgun) P.Rivers pass short right intended for K.Allen INTERCEPTED by A.Exum at LAC 32. A.Exum for 32 yards, TOUCHDOWN.

San Francisco 49ers at 14:03

R.Gould extra point is GOOD, Center-K.Nelson, Holder-B.Pinion.

SF 7 LAC 0, 0 plays, 32 yards, 0:00 drive , 0:57 elapsed

B.Pinion kicks 65 yards from SF 35 to end zone, Touchback.

Los Angeles Chargers at 14:03

- 1-10-LAC 25 (14:03) M.Gordon left end to LAC 28 for 3 yards (R.Foster).
- 2-7-LAC 28 (13:20) (Shotgun) P.Rivers pass incomplete short left to M.Williams.
- 3-7-LAC 28 (13:15) (Shotgun) P.Rivers pass incomplete short right to A.Gates [R.Foster].
- 4-7-LAC 28 (13:12) D.Kaser punts 55 yards to SF 17, Center-M.Windt. D.Pettis to SF 14 for -3 yards (J.Brown). SF-D.Pettis was injured during the play. He is Out.

San Francisco 49ers at 12:56

- 1-10-SF 14 (12:56) (Shotgun) M.Breida right end to SF 13 for -1 yards (B.Mebane).
- 2-11-SF 13 (12:22) (Shotgun) C.Beathard pass incomplete short middle to P.Garcon. SF-W.Richburg was injured during the play.
- 3-11-SF 13 (12:18) (Shotgun) PENALTY on SF-T.Taylor, False Start, 5 yards, enforced at SF 13 - No Play.
- 3-16-SF 8 (12:18) (Shotgun) C.Beathard pass short left to G.Kittle to SF 17 for 9 yards (T.Williams, A.Phillips).
- 4-7-SF 17 (11:42) B.Pinion punts 45 yards to LAC 38, Center-K.Nelson. D.King to LAC 37 for -1 yards (M.Nzeocha).

Los Angeles Chargers at 11:32

- 1-10-LAC 37 (11:32) (Shotgun) P.Rivers pass short right to T.Benjamin pushed ob at LAC 39 for 2 yards (K.Williams).
- 2-8-LAC 39 (11:01) (Shotgun) P.Rivers pass short right to K.Allen to LAC 42 for 3 yards (R.Foster).
- 3-5-LAC 42 (10:24) (Shotgun) P.Rivers pass short right to K.Allen to LAC 46 for 4 yards (F.Warner).
- Timeout #1 by LAC at 09:37.
- 4-1-LAC 46 (9:37) P.Rivers up the middle to LAC 47 for 1 yard (D.Buckner).
- 1-10-LAC 47 (9:08) P.Rivers pass short right to M.Gordon to SF 40 for 13 yards (F.Warner; M.Smith).
- 1-10-SF 40 (8:28) M.Gordon left end ran ob at SF 37 for 3 yards (J.Ward).
- 2-7-SF 37 (7:50) M.Gordon left tackle to SF 36 for 1 yard (M.Smith; A.Armstead).
- 3-6-SF 36 (7:11) (Shotgun) P.Rivers pass incomplete deep middle to A.Gates.
- 4-6-SF 36 (7:06) C.Sturgis 54 yard field goal is No Good, Wide Right, Center-M.Windt, Holder-D.Kaser.

San Francisco 49ers at 7:01

- 1-10-SF 44 (7:01) M.Breida left end ran ob at LAC 44 for 12 yards.
- 1-10-LAC 44 (6:29) C.Beathard pass deep middle to M.Goodwin to LAC 24 for 20 yards (T.Williams) [D.Philon].
- PENALTY on LAC-D.Philon, Roughing the Passer, 12 yards, enforced at LAC 24.
- 1-10-LAC 12 (6:01) C.Beathard pass short left to K.Juszczyk pushed ob at LAC 7 for 5 yards (T.Williams, J.Brown).
- 2-5-LAC 7 (5:21) M.Breida up the middle to LAC 2 for 5 yards (T.Williams; J.Addae).
- Timeout #1 by SF at 04:39.
- 1-2-LAC 2 (4:39) A.Morris up the middle to LAC 2 for no gain (R.Jenkins; D.Perryman).
- 2-2-LAC 2 (3:57) (Shotgun) C.Beathard pass short middle to K.Bourne for 2 yards, TOUCHDOWN.
- R.Gould extra point is GOOD, Center-K.Nelson, Holder-B.Pinion.

SF 14 LAC 0, 6 plays, 56 yards, 1 penalty, 3:08 drive, 11:07 elapsed

B.Pinion kicks 65 yards from SF 35 to end zone, Touchback.

Los Angeles Chargers at 3:53

- 1-10-LAC 25 (3:53) P.Rivers pass deep right to K.Allen ran ob at LAC 43 for 18 yards (A.Witherspoon).
- 1-10-LAC 43 (3:18) P.Rivers pass short left to A.Gates to SF 35 for 22 yards (S.Thomas).
- 1-10-SF 35 (2:36) P.Rivers pass short middle to M.Gordon to SF 30 for 5 yards (R.Foster).
- 2-5-SF 30 (1:55) P.Rivers pass short middle to Ty.Williams to SF 8 for 22 yards (K.Williams) [C.Marsh].
- PENALTY on SF-K.Williams, Face Mask (15 Yards), 4 yards, enforced at SF 8.

San Francisco 49ers vs Los Angeles Chargers at StubHub Center

1-4-SF 4	(1:37) P.Rivers pass short right to V.Green to SF 5 for -1 yards (M.Smith).	
2-5-SF 5	(:52) (Shotgun) P.Rivers pass incomplete short middle to K.Allen (A.Exum).	
3-5-SF 5	(:48) (Shotgun) P.Rivers pass short right to A.Gates for 5 yards, TOUCHDOWN.	P7
	C.Sturgis extra point is No Good, Wide Right, Center-M.Windt, Holder-D.Kaser.	

SF 14 LAC 6, 7 plays, 75 yards, 1 penalty, 3:10 drive, 14:17 elapsed

C.Sturgis kicks 65 yards from LAC 35 to end zone, Touchback.

San Francisco 49ers at 0:43

1-10-SF 25	(:43) C.Beathard pass short left to G.Kittle to SF 33 for 8 yards (J.Brown).
------------	--

END OF QUARTER

	Score	Time Poss	First Downs				Efficiencies	
			R	P	X	T	3 Down	4 Down
San Francisco 49ers	14	5:15	2	2	1	5	0/1	0/0
Los Angeles Chargers	6	9:45	1	5	1	7	1/5	1/1

San Francisco 49ers continued.

2-2-SF 33	(15:00) C.Beathard FUMBLES (Aborted) at SF 28, recovered by SF-M.Breida at SF 32. M.Breida to SF 32 for no gain (J.Brown).	
3-3-SF 32	(14:12) (Shotgun) C.Beathard pass short left to M.Goodwin to SF 36 for 4 yards (T.Williams).	P6
<u>1-10-SF 36</u>	(13:34) M.Goodwin left end ran ob at SF 40 for 4 yards (K.Emanuel).	
2-6-SF 40	(12:56) C.Beathard pass incomplete short right to K.Juszczyk (J.Brown).	
3-6-SF 40	(12:50) (Shotgun) C.Beathard pass short middle to G.Kittle to SF 46 for 6 yards (D.James).	P7
<u>1-10-SF 46</u>	(11:57) (Shotgun) A.Morris left end to SF 49 for 3 yards (D.Square).	
2-7-SF 49	(11:19) (Shotgun) A.Morris left tackle to LAC 43 for 8 yards (J.Brown).	R8
<u>1-10-LAC 43</u>	(10:43) (Shotgun) C.Beathard pass incomplete short left to A.Morris (D.James).	
2-10-LAC 43	(10:40) (Shotgun) C.Beathard pass incomplete short left to K.Bourne (D.Square).	
3-10-LAC 43	(10:34) (Shotgun) C.Beathard pass incomplete deep left to M.Goodwin.	
	<i>PENALTY on LAC-T.Williams, Illegal Contact, 5 yards, enforced at LAC 43 - No Play.</i>	X9
<u>1-10-LAC 38</u>	(10:27) (Shotgun) C.Beathard pass short left to T.Taylor ran ob at LAC 33 for 5 yards (T.Williams, D.King).	
2-5-LAC 33	(9:50) M.Breida left tackle to LAC 35 for -2 yards (D.Square).	
3-7-LAC 35	(9:08) (Shotgun) C.Beathard pass short middle to G.Kittle to LAC 22 for 13 yards (J.Addae) [D.James]. SF-J.Staley was injured during the play. He is Out.	P10
<u>1-10-LAC 22</u>	(8:47) (Shotgun) C.Beathard pass short left to M.Breida pushed ob at LAC 14 for 8 yards (D.Philon).	
	<i>PENALTY on SF-G.Celek, Offensive Holding, 10 yards, enforced at LAC 18.</i>	
1-16-LAC 28	(8:14) (Shotgun) C.Beathard left end pushed ob at LAC 28 for no gain (D.James).	
2-16-LAC 28	(7:48) (Shotgun) C.Beathard pass short middle to P.Garcon to LAC 15 for 13 yards (T.Williams).	
3-3-LAC 15	(7:03) (Shotgun) C.Beathard pass short right to G.Kittle pushed ob at LAC 8 for 7 yards (D.James).	P11
<u>1-8-LAC 8</u>	(6:24) (Shotgun) M.Breida up the middle to LAC 7 for 1 yard (Ju.Jones; D.Square).	
2-7-LAC 7	(5:44) (Shotgun) C.Beathard pass short left to P.Garcon pushed ob at LAC 3 for 4 yards (J.Brown).	
3-3-LAC 3	(5:06) (Shotgun) C.Beathard pass incomplete short left to G.Kittle.	
4-3-LAC 3	(5:02) R.Gould 21 yard field goal is GOOD, Center-K.Nelson, Holder-B.Pinion.	

SF 17 LAC 6, 21 plays, 72 yards, 1 penalty, 10:44 drive, 10:01 elapsed

B.Pinion kicks 65 yards from SF 35 to end zone, Touchback.

Los Angeles Chargers at 4:59

1-10-LAC 25	(4:59) (Shotgun) P.Rivers pass short middle to K.Allen to LAC 41 for 16 yards (K.Williams).	P8
<u>1-10-LAC 41</u>	(4:28) M.Gordon up the middle to LAC 45 for 4 yards (A.Exum, A.Armstead).	
2-6-LAC 45	(3:54) (Shotgun) P.Rivers pass short left to M.Gordon pushed ob at SF 39 for 16 yards (A.Exum).	P9
<u>1-10-SF 39</u>	(3:18) A.Ekeler right end to SF 32 for 7 yards (A.Witherspoon).	
2-3-SF 32	(2:43) A.Ekeler left guard to SF 31 for 1 yard (F.Warner; R.Blair).	
3-2-SF 31	(2:03) (Shotgun) P.Rivers pass short right to Ty.Williams to SF 29 for 2 yards (A.Witherspoon).	P10

Two-Minute Warning

<u>1-10-SF 29</u>	(1:58) (Shotgun) P.Rivers pass short middle to K.Allen to SF 26 for 3 yards (K.Williams).	
2-7-SF 26	(1:30) (Shotgun) M.Gordon up the middle to SF 22 for 4 yards (D.Jones; F.Warner).	
3-3-SF 22	(:53) (Shotgun) P.Rivers pass deep right to A.Ekeler for 22 yards, TOUCHDOWN.	P11
	(Pass formation) TWO-POINT CONVERSION ATTEMPT. P.Rivers pass to M.Gordon is complete. ATTEMPT SUCCEEDS.	

SF 17 LAC 14, 9 plays, 75 yards, 4:12 drive, 14:13 elapsed

C.Sturgis kicks 65 yards from LAC 35 to end zone, Touchback.

San Francisco 49ers at 0:47

1-10-SF 25	(:47) (Shotgun) C.Beathard pass incomplete short middle to T.Taylor.	
2-10-SF 25	(:42) (Shotgun) C.Beathard pass short left to M.Breida ran ob at SF 33 for 8 yards.	
3-2-SF 33	(:34) C.Beathard pass incomplete short right. SF-M.Goodwin was injured during the play.	
	Timeout #2 by SF at 00:30.	
4-2-SF 33	(:30) B.Pinion punts 55 yards to LAC 12, Center-K.Nelson. D.King to SF 32 for 56 yards (B.Pinion).	

Los Angeles Chargers at 0:13

1-10-SF 32	(:13) (Shotgun) M.Gordon right end pushed ob at SF 30 for 2 yards (S.Thomas).	
2-8-SF 30	(:08) (Shotgun) P.Rivers pass incomplete short left to Ty.Williams.	
3-8-SF 30	(:04) C.Sturgis 48 yard field goal is GOOD, Center-M.Windt, Holder-D.Kaser.	

San Francisco 49ers vs Los Angeles Chargers at StubHub Center

SF 17 LAC 17, 3 plays, 2 yards, 0:13 drive, 15:00 elapsed

END OF QUARTER

	Score	Time Poss	First Downs				Efficiencies	
			R	P	X	T	3 Down	4 Down
San Francisco 49ers	17	10:35	1	4	1	6	4/6	0/0
Los Angeles Chargers	17	4:25	0	4	0	4	2/2	0/0

SF elects to Receive, and LAC elects to defend the North goal.

C.Sturgis kicks 65 yards from LAC 35 to SF 0. D.Reed to SF 29 for 29 yards (N.Dzubnar).

San Francisco 49ers at 15:00, (1st play from scrimmage 14:54)

- 1-10-SF 29 (14:54) M.Breida up the middle to SF 32 for 3 yards (D.Square; D.James).
 2-7-SF 32 (14:21) (Shotgun) C.Beathard pass incomplete short left to M.Goodwin [D.Square].
 3-7-SF 32 (14:18) (Shotgun) C.Beathard sacked at SF 22 for -10 yards (D.James).
 4-17-SF 22 (13:37) B.Pinion punts 50 yards to LAC 28, Center-K.Nelson. D.King to LAC 49 for 21 yards (E.Lee).

Los Angeles Chargers at 13:23

- 1-10-LAC 49 (13:23) (Shotgun) M.Gordon left guard to SF 49 for 2 yards (F.Warner).
 2-8-SF 49 (12:38) (Shotgun) P.Rivers pass deep left to Ty.Williams to SF 25 for 24 yards (J.Ward; D.Reed). P12
1-10-SF 25 (11:55) M.Gordon up the middle to SF 12 for 13 yards (J.Ward; A.Armstead). SF-S.Thomas was injured during the play. R13
1-10-SF 12 (11:29) (Shotgun) P.Rivers pass incomplete short right to M.Gordon.
 2-10-SF 12 (11:22) M.Gordon right tackle to SF 6 for 6 yards (E.Mitchell).
 3-4-SF 6 **(10:40) (Shotgun) P.Rivers pass short right to M.Gordon for 6 yards, TOUCHDOWN.** P14
 C.Sturgis extra point is No Good, Wide Right, Center-M.Windt, Holder-D.Kaser.

SF 17 LAC 23, 6 plays, 51 yards, 2:48 drive, 4:25 elapsed

C.Sturgis kicks 67 yards from LAC 35 to SF -2. D.Reed to SF 27 for 29 yards (U.Nwosu).

PENALTY on SF-G.Celek, Offensive Holding, 10 yards, enforced at SF 20.

San Francisco 49ers at 10:35, (1st play from scrimmage 10:27)

- 1-10-SF 10 (10:27) C.Beathard pass short right to P.Garcon pushed ob at SF 22 for 12 yards (C.Hayward). P12
1-10-SF 22 (10:27) C.Beathard pass deep left to P.Garcon pushed ob at SF 45 for 23 yards (J.Brown). P13
1-10-SF 45 (10:27) C.Beathard pass short middle to K.Bourne to LAC 40 for 15 yards (C.Hayward) [K.Emanuel]. P14
PENALTY on LAC-K.Emanuel, Roughing the Passer, 15 yards, enforced at LAC 40. X15
1-10-LAC 25 (9:19) (Shotgun) C.Beathard pass short left to K.Juszczyk to LAC 15 for 10 yards (D.Perryman) [M.Ingram]. P16
PENALTY on LAC-M.Ingram, Roughing the Passer, 7 yards, enforced at LAC 15. X17
1-8-LAC 8 (9:00) (Shotgun) C.Beathard pass short left intended for G.Celek INTERCEPTED by T.Williams at LAC 2. T.Williams to SF 12 for 86 yards (P.Garcon).

Los Angeles Chargers at 8:42

- 1-10-SF 12 (8:42) (Shotgun) M.Gordon right guard to SF 10 for 2 yards (G.Mabin).
 2-8-SF 10 (8:00) (Shotgun) P.Rivers pass short right to M.Gordon to SF 7 for 3 yards (G.Mabin). FUMBLES (G.Mabin), ball out of bounds at SF 2. San Francisco challenged the loose ball recovery ruling, and the play was Upheld. The ruling on the field stands. (Timeout #1.)
 3-5-SF 7 (7:52) (Shotgun) P.Rivers pass incomplete short right to M.Gordon.
 4-5-SF 7 **(7:48) C.Sturgis 25 yard field goal is GOOD, Center-M.Windt, Holder-D.Kaser.**

SF 17 LAC 26, 4 plays, 5 yards, 0:58 drive, 7:16 elapsed

C.Sturgis kicks 69 yards from LAC 35 to SF -4. D.Reed to SF 24 for 28 yards (U.Nwosu).

San Francisco 49ers at 7:44, (1st play from scrimmage 7:40)

- 1-10-SF 24 (7:40) C.Beathard pass incomplete short middle to M.Goodwin (D.Perryman).
 2-10-SF 24 (7:35) (Shotgun) C.Beathard scrambles right end to SF 26 for 2 yards (D.James).
 3-8-SF 26 (6:51) (Shotgun) C.Beathard pass short left to T.Taylor to SF 33 for 7 yards (T.Williams).
 4-1-SF 33 (6:04) B.Pinion punts 48 yards to LAC 19, Center-K.Nelson. D.King to LAC 25 for 6 yards (T.Powell).

Los Angeles Chargers at 5:54

- 1-10-LAC 25 (5:54) P.Rivers pass short right to M.Williams to LAC 40 for 15 yards (G.Mabin). P15
1-10-LAC 40 (5:21) A.Ekeler left guard to LAC 45 for 5 yards (F.Warner).
 2-5-LAC 45 (4:37) (Shotgun) P.Rivers sacked at LAC 37 for -8 yards (S.Day).
 3-13-LAC 37 (3:50) (Shotgun) P.Rivers pass incomplete short right to Ty.Williams.
 4-13-LAC 37 (3:45) D.Kaser punts 47 yards to SF 16, Center-M.Windt, fair catch by T.Taylor.

San Francisco 49ers at 3:37

- 1-10-SF 16 (3:37) (Shotgun) M.Breida left end pushed ob at SF 18 for 2 yards (M.Ingram).
 2-8-SF 18 **(2:58) C.Beathard pass deep right to G.Kittle for 82 yards, TOUCHDOWN.** P18
 R.Gould extra point is GOOD, Center-K.Nelson, Holder-B.Pinion.

SF 24 LAC 26, 2 plays, 84 yards, 0:47 drive, 12:10 elapsed

B.Pinion kicks 65 yards from SF 35 to end zone, Touchback.

San Francisco 49ers vs Los Angeles Chargers at StubHub Center

Los Angeles Chargers at 2:50

1-10-LAC 25	(2:50) M.Gordon right end to LAC 27 for 2 yards (A.Armstead).	R16
2-8-LAC 27	(2:15) M.Gordon left end pushed ob at LAC 40 for 13 yards (C.Marsh).	
<u>1-10-LAC 40</u>	(1:35) P.Rivers pass incomplete short left to A.Ekeler (A.Exum).	
2-10-LAC 40	(1:30) (Shotgun) P.Rivers pass incomplete deep right to M.Williams.	
3-10-LAC 40	(1:23) (Shotgun) P.Rivers pass incomplete short right to K.Allen.	
4-10-LAC 40	(1:17) D.Kaser punts 42 yards to SF 18, Center-M.Windt. T.Taylor to SF 26 for 8 yards (A.Ekeler).	
<i>PENALTY on LAC-N.Dzubnar, Offensive Holding, 10 yards, enforced at SF 26.</i>		

San Francisco 49ers at 1:07

1-10-SF 36	(1:07) C.Beathard pass incomplete short right to P.Garcon (C.Hayward).	
2-10-SF 36	(:58) C.Beathard scrambles left end to SF 45 for 9 yards (D.James; J.Brown).	
3-1-SF 45	(:22) C.Beathard up the middle to SF 47 for 2 yards (D.Square).	

END OF QUARTER

	Score	Time Poss	First Downs				Efficiencies	
			R	P	X	T	3 Down	4 Down
San Francisco 49ers	24	7:14	1	5	2	8	1/3	0/0
Los Angeles Chargers	26	7:46	2	3	0	5	1/4	0/0

Fourth Quarter

9/30/2018

Play By Play

San Francisco 49ers continued.

1-10-SF 47	(15:00) M.Breida up the middle to LAC 41 for 12 yards (C.Hayward).	R20
1-10-LAC 41	(14:30) C.Beathard pass deep middle to K.Bourne to LAC 24 for 17 yards (J.Brown).	P21
1-10-LAC 24	(13:54) C.Beathard scrambles up the middle to LAC 22 for 2 yards (Ju.Jones). SF-M.Breida was injured during the play.	
2-8-LAC 22	(13:39) A.Morris up the middle to LAC 19 for 3 yards (D.Perryman).	
3-5-LAC 19	(13:01) (Shotgun) C.Beathard scrambles right end to LAC 15 for 4 yards (C.Hayward). SF-C.Beathard was injured during the play. San Francisco challenged the short of the line to gain ruling, and the play was Upheld. The ruling on the field was confirmed. (Timeout #2.)	
4-1-LAC 15	(12:43) R.Gould 33 yard field goal is GOOD, Center-K.Nelson, Holder-B.Pinion.	

SF 27 LAC 26, 9 plays, 49 yards, 3:28 drive, 2:21 elapsed

B.Pinion kicks 65 yards from SF 35 to end zone, Touchback.

Los Angeles Chargers at 12:39

1-10-LAC 25	(12:39) (Shotgun) P.Rivers pass short middle to K.Allen to LAC 33 for 8 yards (K.Williams).	
2-2-LAC 33	(12:04) P.Rivers pass short left to K.Allen to LAC 44 for 11 yards (A.Witherspoon).	P17
1-10-LAC 44	(11:24) (Shotgun) A.Ekeler left end to SF 45 for 11 yards (R.Foster; G.Mabin).	R18
1-10-SF 45	(10:38) P.Rivers pass short middle to M.Gordon to SF 38 for 7 yards (R.Foster).	
2-3-SF 38	(10:01) M.Gordon left end to SF 4 for 34 yards (K.Williams).	R19
1-4-SF 4	(9:13) A.Ekeler left end to SF 8 for -4 yards (R.Foster, R.Blair).	
2-8-SF 8	(8:31) P.Rivers pass short right to M.Gordon to SF 3 for 5 yards (M.Smith; F.Warner).	
3-3-SF 3	(7:47) (Shotgun) P.Rivers pass incomplete short left to A.Gates.	
4-3-SF 3	(7:44) C.Sturgis 21 yard field goal is GOOD, Center-M.Windt, Holder-D.Kaser.	

SF 27 LAC 29, 9 plays, 72 yards, 4:58 drive, 7:19 elapsed

C.Sturgis kicks 60 yards from LAC 35 to SF 5. D.Reed to SF 17 for 12 yards (M.Davis). FUMBLES (M.Davis), RECOVERED by LAC-N.Dzubnar at SF 17. N.Dzubnar to SF 17 for no gain (F.Warner).
The Replay Official reviewed the loose ball recovery ruling, and the play was REVERSED.
C.Sturgis kicks 60 yards from LAC 35 to SF 5. D.Reed to SF 17 for 12 yards (M.Davis). FUMBLES (M.Davis), ball out of bounds at SF 17.
San Francisco 49ers at 7:41, (1st play from scrimmage 7:35)

1-10-SF 17	(7:35) M.Breida up the middle to SF 24 for 7 yards (K.Emanuel).
2-3-SF 24	(7:10) C.Beathard pass incomplete deep left to G.Kittle (D.James).
3-3-SF 24	(7:03) (Shotgun) C.Beathard pass incomplete short middle to P.Garcon (C.Hayward).
4-3-SF 24	(6:58) B.Pinion punts 37 yards to LAC 39, Center-K.Nelson, fair catch by D.King.

Los Angeles Chargers at 6:50

1-10-LAC 39	(6:50) M.Gordon right end pushed ob at SF 46 for 15 yards (F.Warner).	R20
1-10-SF 46	(6:10) A.Ekeler left tackle to SF 47 for -1 yards (E.Mitchell).	
2-11-SF 47	(5:27) P.Rivers pass short right to A.Ekeler to SF 38 for 9 yards (D.Reed).	
3-2-SF 38	(4:45) (Shotgun) A.Ekeler up the middle to SF 37 for 1 yard (A.Exum).	
	Timeout #1 by LAC at 03:59.	
4-1-SF 37	(3:57) D.Kaser punts 30 yards to SF 7, Center-M.Windt, downed by LAC-A.Ekeler.	

San Francisco 49ers at 3:49

1-10-SF 7	(3:49) (Shotgun) C.Beathard pass short left to M.Breida to SF 27 for 20 yards (D.Philon).	P22
1-10-SF 27	(3:20) C.Beathard pass short left to A.Morris to SF 31 for 4 yards (D.Perryman; D.King) [C.Landrum].	
2-6-SF 31	(2:38) C.Beathard pass short left intended for A.Morris INTERCEPTED by I.Rochell [D.James] at SF 23. I.Rochell to SF 19 for 4 yards (W.Richburg).	

Los Angeles Chargers at 2:31

1-10-SF 19	(2:31) A.Ekeler right end to SF 14 for 5 yards (R.Foster; F.Warner).	
	Timeout #3 by SF at 02:25.	
2-5-SF 14	(2:25) P.Rivers pass short right to V.Green to SF 4 for 10 yards (F.Warner; M.Smith).	P21

Two-Minute Warning

1-4-SF 4	(2:00) P.Rivers kneels to SF 6 for -2 yards.
2-6-SF 6	(1:18) P.Rivers kneels to SF 7 for -1 yards.
3-7-SF 7	(:38) P.Rivers kneels to SF 8 for -1 yards.

END OF QUARTER

	Score	Time Poss	First Downs				Efficiencies	
			R	P	X	T	3 Down	4 Down
San Francisco 49ers	27	4:30	1	2	0	3	0/2	0/0
Los Angeles Chargers	29	10:30	3	2	0	5	0/3	0/0

Miscellaneous Statistics Report

San Francisco 49ers vs Los Angeles Chargers

9/30/2018 at StubHub Center

Ten Longest Plays for San Francisco 49ers

Yards	Qtr	Play Start	Play Description
82	3	2-8-SF 18	(2:58) C.Beathard pass deep right to G.Kittle for 82 yards, TOUCHDOWN.
32	1	1-10-LAC 44	(6:29) C.Beathard pass deep middle to M.Goodwin to LAC 24 for 20 yards (T.Williams) [D.Philon]. PENALTY on LAC-D.Philon, Roughing the Passer, 12 yards, enforced at LAC 24.
30	3	1-10-SF 45	(10:27) C.Beathard pass short middle to K.Bourne to LAC 40 for 15 yards (C.Hayward) [K.Emanuel]. PENALTY on LAC-K.Emanuel, Roughing the Passer, 15 yards, enforced at LAC 40.
23	3	1-10-SF 22	(10:27) C.Beathard pass deep left to P.Garcon pushed ob at SF 45 for 23 yards (J.Brown).
20	4	1-10-SF 7	(3:49) (Shotgun) C.Beathard pass short left to M.Breida to SF 27 for 20 yards (D.Philon).
17	3	1-10-LAC 25	(9:19) (Shotgun) C.Beathard pass short left to K.Juszczyk to LAC 15 for 10 yards (D.Perryman) [M.Ingram]. PENALTY on LAC-M.Ingram, Roughing the Passer, 7 yards, enforced at LAC 15.
17	4	1-10-LAC 41	(14:30) C.Beathard pass deep middle to K.Bourne to LAC 24 for 17 yards (J.Brown).
13	2	3-7-LAC 35	(9:08) (Shotgun) C.Beathard pass short middle to G.Kittle to LAC 22 for 13 yards (J.Addae) [D.James]. SF-J.Staley was injured during the play. He is Out.
13	2	2-16-LAC 28	(7:48) (Shotgun) C.Beathard pass short middle to P.Garcon to LAC 15 for 13 yards (T.Williams).
12	1	1-10-SF 44	(7:01) M.Breida left end ran ob at LAC 44 for 12 yards.

Ten Longest Plays for Los Angeles Chargers

Yards	Qtr	Play Start	Play Description
34	4	2-3-SF 38	(10:01) M.Gordon left end to SF 4 for 34 yards (K.Williams).
26	1	2-5-SF 30	(1:55) P.Rivers pass short middle to Ty.Williams to SF 8 for 22 yards (K.Williams) [C.Marsh].
24	3	2-8-SF 49	(12:38) (Shotgun) P.Rivers pass deep left to Ty.Williams to SF 25 for 24 yards (J.Ward; D.Reed).
22	1	1-10-LAC 43	(3:18) P.Rivers pass short left to A.Gates to SF 35 for 22 yards (S.Thomas).
22	2	3-3-SF 22	(:53) (Shotgun) P.Rivers pass deep right to A.Ekeler for 22 yards, TOUCHDOWN.
18	1	1-10-LAC 25	(3:53) P.Rivers pass deep right to K.Allen ran ob at LAC 43 for 18 yards (A.Witherspoon).
16	2	1-10-LAC 25	(4:59) (Shotgun) P.Rivers pass short middle to K.Allen to LAC 41 for 16 yards (K.Williams).
16	2	2-6-LAC 45	(3:54) (Shotgun) P.Rivers pass short left to M.Gordon pushed ob at SF 39 for 16 yards (A.Exum).
15	3	1-10-LAC 25	(5:54) P.Rivers pass short right to M.Williams to LAC 40 for 15 yards (G.Mabin).
15	4	1-10-LAC 39	(6:50) M.Gordon right end pushed ob at SF 46 for 15 yards (F.Warner).

Touchdown Scoring Information

		Offense	Defense	Special Teams
VISITOR	San Francisco 49ers	2	1	0
HOME	Los Angeles Chargers	3	0	0

Player Scoring Information

Club	Player	TD	Rush TD	Rec TD	KO TD	Punt TD	Int TD	Fum TD	Misc TD	FG	XP	2Pt Rush	2Pt Rec	Sfty	Points
SF	R.Gould	0	0	0	0	0	0	0	0	2	3	0	0	0	9
SF	K.Bourne	0	0	1	0	0	0	0	0	0	0	0	0	0	6
SF	G.Kittle	0	0	1	0	0	0	0	0	0	0	0	0	0	6
SF	A.Exum	0	0	0	0	0	1	0	0	0	0	0	0	0	6
LAC	C.Sturgis	0	0	0	0	0	0	0	0	3	0	0	0	0	9
LAC	M.Gordon	0	0	1	0	0	0	0	0	0	0	0	1	0	8
LAC	A.Gates	0	0	1	0	0	0	0	0	0	0	0	0	0	6
LAC	A.Ekeler	0	0	1	0	0	0	0	0	0	0	0	0	0	6

Possession Detail

	First Half		Second Half		Game	
	Visitor	Home	Visitor	Home	Visitor	Home
Largest Lead	14	0	1	9	14	9
Drives Leading	4	0	0	5	4	5
Time of Possession Leading	15:50	0:00	0:00	10:30	15:50	10:30
Largest Deficit	0	-14	-9	-1	-9	-14
Drives Trailing	0	5	6	1	6	6
Time of Possession Trailing	0:00	13:13	10:07	4:58	10:07	18:11
Times Score Tied Up		1		0		1
Lead Changes		1		3		4

Playtime Percentage

Percent of playtime per player on offense, defense and special teams

San Francisco 49ers

Los Angeles Chargers

		Offense		Defense		Special Teams				Offense		Defense		Special Teams	
L Tomlinson	G	60	100%			5	16%	M Schofield	G	68	100%			6	19%
M Person	G	60	100%			3	9%	D Feeney	G	68	100%			6	19%
W Richburg	C	60	100%			2	6%	S Tevi	T	68	100%			6	19%
C Beathard	QB	60	100%					M Pouncey	C	68	100%			1	3%
M McGlinchey	T	57	95%			5	16%	P Rivers	QB	68	100%				
G Kittle	TE	50	83%					K Allen	WR	57	84%				
P Garcon	WR	48	80%					T Williams	WR	55	81%				
M Breida	RB	38	63%					V Green	TE	50	74%			6	19%
G Gilliam	T	37	62%			5	16%	M Gordon	RB	49	72%				
K Juszczyk	FB	37	62%			5	16%	M Williams	WR	46	68%				
M Goodwin	WR	37	62%					T Scott	G	35	51%			6	19%
T Taylor	WR	31	52%			4	12%	R Okung	T	33	49%				
K Bourne	WR	25	42%					A Ekeler	RB	23	34%			21	66%
J Staley	T	24	40%			2	6%	A Gates	TE	23	34%				
G Celek	TE	17	28%			11	34%	S Culkin	TE	13	19%			12	38%
A Morris	RB	14	23%					D Watt	FB	11	16%				
E Magnuson	C	3	5%			3	9%	G Davis	WR	8	12%			6	19%
E Mitchell	DT	1	2%	33	49%	6	19%	T Benjamin	WR	5	7%				
R Mostert	RB	1	2%			20	62%	J Addae	SS			60	100%	5	16%
F Warner	LB			68	100%	15	47%	J Brown	LB			59	98%	9	28%
A Exum	SS			68	100%	13	41%	T Williams	CB			59	98%	5	16%
D Reed	FS			68	100%	11	34%	C Hayward	CB			59	98%		
R Foster	LB			68	100%	1	3%	D James	FS			59	98%		
J Ward	CB			57	84%	15	47%	M Ingram	DE			58	97%		
D Buckner	DT			52	76%	12	38%	D Perryman	LB			47	78%	2	6%
A Witherspoon	CB			50	74%	2	6%	D Philon	DT			45	75%	5	16%
S Thomas	DE			49	72%	5	16%	B Mebane	NT			37	62%		
K Williams	CB			45	66%	1	3%	D Square	NT			35	58%	5	16%
A Armstead	DE			38	56%	6	19%	K Emanuel	LB			31	52%	15	47%
R Blair	DE			31	46%	1	3%	I Rochell	DE			27	45%	16	50%
G Mabin	CB			29	43%	16	50%	D King	CB			26	43%	15	47%
C Marsh	DE			28	41%	15	47%	J Jones	DT			16	27%	5	16%
S Day	DT			24	35%	1	3%	C Landrum	DE			15	25%		
M Smith	LB			23	34%	2	6%	A Phillips	SS			14	23%	23	72%
D Jones	DT			17	25%	5	16%	U Nwosu	LB			12	20%	26	81%
M Nzeocha	LB					26	81%	R Jenkins	FS			1	2%	26	81%
E Lee	LB					26	81%	N Dzubnar	LB					21	66%
T Moore	CB					25	78%	M Davis	CB					20	62%
T Powell	FS					20	62%	E Ellerbee	LB					16	50%
B Pinion	P					16	50%	B Facyson	CB					16	50%
A Colbert	FS					16	50%	C Sturgis	K					12	38%
C Wick	TE					15	47%	M Windt	LS					12	38%
K Nelson	LS					10	31%	J Jackson	RB					12	38%
R Gould	K					5	16%	D Kaser	P					10	31%
D Pettis	WR					1	3%								



NFL
STATS

LOS ANGELES CHARGERS / WEEK 4 / THROUGH MONDAY, OCTOBER 1, 2018

WON 2, LOST 2			* RUSHING			No.	Yds	Avg	Long	TD
09/09	L 28-38	Kansas City	25,351	Gordon		54	276	5.1	34	2
09/16	W 31-20	at Buffalo	69,187	Ekeler		28	188	6.7	32	0
09/23	L 23-35	at L.A. Rams	68,947	Benjamin		1	19	19.0	19	0
09/30	W 29-27	San Francisco	25,397	Ty. Williams		1	14	14.0	14	0
10/07		Oakland		Rivers		7	2	0.3	7	0
10/14		at Cleveland		Watt		1	1	1.0	1	0
10/21		Tennessee		J.J. Jones		1	0	0.0	0	0
11/04		at Seattle		Newsome		1	0	0.0	0	0
11/11		at Oakland		Smith		1	-1	-1.0	-1	0
11/18		Denver		TEAM		95	499	5.3	34	2
11/25		Arizona		OPPONENTS		105	437	4.2	27	2
12/02		at Pittsburgh		* RECEIVING		No.	Yds	Avg	Long	TD
12/09		Cincinnati		Allen		24	282	11.8	25	1
12/13		at Kansas City		Gordon		24	199	8.3	25	3
12/23		Baltimore		Ekeler		13	163	12.5	30	2
12/30		at Denver		M. Williams		12	204	17.0	42t	3
		LA-C	Opp.	Ty. Williams		10	126	12.6	24	1
TOTAL FIRST DOWNS			91	Green		8	91	11.4	25	0
Rushing			25	Gates		7	88	12.6	27	1
Passing			62	Benjamin		2	3	1.5	2	0
Penalty			4	TEAM		100	1156	11.6	42t	11
3rd Down: Made/Att			17/47	OPPONENTS		85	1153	13.6	82t	10
3rd Down Pct.			36.2	* INTERCEPTIONS		No.	Yds	Avg	Long	TD
4th Down: Made/Att			3/4	Tr. Williams		1	86	86.0	86	0
4th Down Pct.			75.0	White		1	9	9.0	9	0
POSSESSION AVG.			31:25	James		1	4	4.0	4	0
TOTAL NET YARDS			1614	Rochell		1	4	4.0	4	0
Avg. Per Game			403.5	Phillips		1	0	0.0	0	0
Total Plays			248	TEAM		5	103	20.6	86	0
Avg. Per Play			6.5	OPPONENTS		2	32	16.0	32t	1
NET YARDS RUSHING			499	* PUNTING		No.	Yds	Avg	Net	TB
Avg. Per Game			124.8	Kaser		13	629	48.4	35.4	1
Total Rushes			95	Sturgis		1	24	24.0	24.0	0
NET YARDS PASSING			1115	TEAM		15	653	43.5	34.6	1
Avg. Per Game			278.8	OPPONENTS		16	763	47.7	39.9	1
Sacked/Yards Lost			6/41	* PUNT RETURNS		Ret	FC	Yds	Avg	Long
Gross Yards			1156	J.J. Jones		5	2	24	4.8	11
Att./Completions			147/100	King		4	1	82	20.5	56
Completion Pct.			68.0	Benjamin		1	0	-1	-1.0	-1
Had Intercepted			2	TEAM		10	3	105	10.5	56
PUNTS/AVERAGE			15/43.5	OPPONENTS		7	2	114	16.3	91t
NET PUNTING AVG.			15/34.6	* KICKOFF RETURNS		No.	Yds	Avg	Long	TD
PENALTIES/YARDS			22/169	J.J. Jones		3	69	23.0	33	0
FUMBLES/BALL LOST			7/3	Allen		1	25	25.0	25	0
TOUCHDOWNS			13	TEAM		4	94	23.5	33	0
Rushing			2	OPPONENTS		11	247	22.5	29	0
Passing			11	* FIELD GOALS		1-19	20-29	30-39	40-49	50+
Returns			0	Sturgis		0/ 0	4/ 4	1/ 1	2/ 3	0/ 1
* SCORE BY PERIODS			Q1	Q2	Q3	Q4	OT	PTS	TEAM	
TEAM			32	38	16	25	0	111	OPPONENTS	
OPPONENTS			42	19	42	17	0	120	Sturgis: (45G,39G,48N)(24G)(26G)(54N,48G,25G,	
* SCORING			TD-Ru-Pa-Rt	K-PAT	FG	S	PTS	21G)	OPP: (46G)(43G,41G)(46N)(21G,33G)	
Gordon			5	2	3	0	0	34		
Sturgis			0	0	0	0	6/ 9	7/ 9	0	27
M. Williams			3	0	3	0		0	18	
Ekeler			2	0	2	0		0	12	
Gates			1	0	1	0		0	8	
Allen			1	0	1	0		0	6	
Ty. Williams			1	0	1	0		0	6	
TEAM			13	2	11	0	6/ 9	7/ 9	0	111
OPPONENTS			15	2	10	3	15/15	5/ 6	0	120
2-Pt Conv: Gordon 2, Gates, TM 3-4, OPP 0-0										
SACKS: James 3, Ingram 1.5, Brown 1,										
Mebane 1, Nwosu 1, Square 0.5, TM 8, OPP 6										
FUM/LOST: J.J. Jones 2/1, Allen 1/1,										
Ekeler 1/1, Gordon 1/0, Rivers 1/0,										
Ty. Williams 1/0										
* PASSING			Att	Cmp	Yds	Cmp%	Yds/Att	TD	TD%	Int
Rivers			147	100	1156	68.0	7.86	11	7.5	2
Allen			0	0	0	---	---	0	---	0
TEAM			147	100	1156	68.0	7.86	11	7.5	2
OPPONENTS			133	85	1153	63.9	8.67	10	7.5	5

ON 1, LOST 3										* RUSHING										No.	Yds	Avg	Long	TD
09/10	L	13-33	L.A. Rams	53,857	Lynch	68	300	4.4	52	3														
09/16	L	19-20	at Denver	76,696	Martin	25	98	3.9	15	0														
09/23	L	20-28	at Miami	65,667	Richard	8	25	3.1	9	0														
09/30	W	45-42	OT Cleveland	53,387	Cooper	1	9	9.0	9	0														
10/07			at L.A. Chargers		Bryant	1	4	4.0	4	0														
10/14			Seattle		Carr	6	0	0.0	6	0														
10/28			Indianapolis		K. Smith	1	0	0.0	0	0														
11/01			at San Francisco		D. Harris	1	-1	-1.0	-1	0														
11/11			L.A. Chargers		TEAM	111	435	3.9	52	3														
11/18			at Arizona		OPPONENTS	99	557	5.6	63t	5														
11/25			at Baltimore		* RECEIVING	No.	Yds	Avg	Long	TD														
12/02			Kansas City		Cook	26	370	14.2	45	2														
12/09			Pittsburgh		Cooper	21	270	12.9	36	1														
12/16			at Cincinnati		Richard	18	152	8.4	18	0														
12/24			Denver		J. Nelson	16	274	17.1	66	2														
12/30			at Kansas City		Lynch	10	60	6.0	17	0														
			Oak.	Opp.	Bryant	9	111	12.3	28	0														
TOTAL FIRST DOWNS				93	77	Roberts	6	66	11.0	20t	1													
			Rushing	21	26	Carrier	3	25	8.3	12	0													
			Passing	64	46	L. Smith	3	23	7.7	10	0													
			Penalty	8	5	K. Smith	3	14	4.7	7	0													
			3rd Down: Made/Att	20/50	19/50	Martin	3	-3	-1.0	0	0													
			3rd Down Pct.	40.0	38.0	D. Harris	2	11	5.5	7	0													
			4th Down: Made/Att	0/3	2/2	TEAM	120	1373	11.4	66	6													
			4th Down Pct.	0.0	100.0	OPPONENTS	76	1091	14.4	74t	8													
POSSESSION AVG.				33:48	26:12	* INTERCEPTIONS	No.	Yds	Avg	Long	TD													
TOTAL NET YARDS				1767	1610	Conley	1	36	36.0	36t	1													
			Avg. Per Game	441.8	402.5	Melvin	1	15	15.0	15	0													
			Total Plays	288	237	R. Nelson	1	0	0.0	0	0													
			Avg. Per Play	6.1	6.8	TEAM	3	51	17.0	36t	1													
NET YARDS RUSHING				435	557	OPPONENTS	7	146	20.9	50t	1													
			Avg. Per Game	108.8	139.3	* PUNTING	No.	Yds	Avg	Net	TB	In	Lg	B										
			Total Rushes	111	99	Townsend	17	746	43.9	40.2	2	4	56	0										
NET YARDS PASSING				1332	1053	TEAM	17	746	43.9	40.2	2	4	56	0										
			Avg. Per Game	333.0	263.3	OPPONENTS	19	953	50.2	41.4	2	7	66	0										
			Sacked/Yards Lost	8/41																				

WEEK 4 / THROUGH MONDAY, OCTOBER 1, 2018**TEAM RANKINGS****American Football Conference****Offense****Defense**

	Total	Rush	Pass	Total	Rush	Pass
Balt.	6	11	3	2	1	2
Buff.	16	12	16	5	5	6
Cin.	9	10	6	14	10T	14
Cleve.	10	1	12	11	12	11
Denver	7	2	10	7	2	9
Hou.	2	4	5	9	3	13
Ind.	12	16	9	8	7T	8
Jax	8	6	8	*1	4	*1
K.C.	4	7	4	16	15	16
L.A.-C	5	3	7	10	7T	10
Miami	15	13T	15	12	9	12
N.E.	11	5	11	3	14	3
Jets	14	13T	14	4	6	5
Oak.	1	9	2	13	16	7
Pitt.	3	15	1	15	10T	15
Tenn.	13	8	13	6	13	4

National Football Conference**Offense****Defense**

	Total	Rush	Pass	Total	Rush	Pass
Ariz.	16	15	16	11	15	8
Atl.	4	12	4	15	12	14
Car.	9	*1	13	10	11	9
Chi.	12	6	12	2	2	7
Dallas	14	2	15	3	7	4
Det.	5	11	6	6	16	1
G.B.	8	10	7	4	10	5
Rams	*1	5	2	7	4	10
Minn.	6	16	3	13	8	13
N.O.	3	9	5	14	3	15
Giants	13	13	10	9	14	6
Phil.	10	7	8	8	*1	11
S.F.	11	4	11	12	9	12
Sea.	15	8	14	5	13	3
T.B.	2	14	*1	16	5	16
Wash.	7	3	9	1	6	2

National Football League**Offense****Defense**

	Total	Rush	Pass	Total	Rush	Pass
Ariz.	32	31	31	18	31	11
Atl.	7	21	6	28	25	25
Balt.	10	23	8	2	4	4
Buff.	31	24	32	15	11	16
Car.	18	*1	25	14	19	13
Chi.	22	10	23	4	2	10
Cin.	16	22	12	29	21T	28
Cleve.	19	2	24	25	23	24
Dallas	27	4	30	5	12	6
Denver	13	3	19	17	8	20
Det.	11	20	10	8	32	2
G.B.	17	19	14	6	15	7
Hou.	5	9	11	22	9	27
Ind.	24	29	16	19	17T	18
Jax	15	13	15	*1	10	*1
K.C.	8	14	9	32	28	31
L.A.-C	9	8	13	23	17T	21
Rams	*1	7	2	9	5	15
Miami	30	25T	28	26	20	26
Minn.	12	32	5	21	13	23
N.E.	23	12	22	11	26	8
N.O.	4	18	7	24	3	30
Giants	25	27	20	12	29	9
Jets	29	25T	27	13	16	14
Oak.	2	16	4	27	30	17
Phil.	20	11	17	10	*1	19
Pitt.	6	28	3	30	21T	29
S.F.	21	6	21	20	14	22
Sea.	28	17	29	7	27	5
T.B.	3	30	*1	31	6	32
Tenn.	26	15	26	16	24	12
Wash.	14	5	18	3	7	3

T = Tied for position

* = League Leader

WEEK 4 / THROUGH MONDAY, OCTOBER 1, 2018

OFFENSE	Ind.	N.E.	Tenn.	Buff.	NY-G	Car.	Miami	Cin.
GAMES (Won-Lost)	1-3	2-2	3-1	1-3	1-3	2-1	3-1	3-1
FIRST DOWNS	83	79	71	54	75	70	60	98
Rushing	15	27	21	17	16	26	16	23
Passing	59	45	42	27	53	39	37	63
Penalty	9	7	8	10	6	5	7	12
YDS GAINED (tot)	1348	1349	1249	883	1257	1109	1144	1506
Avg per Game	337.0	337.3	312.3	220.8	314.3	369.7	286.0	376.5
RUSHING (net)	288	468	436	353	328	498	352	374
Avg per Game	72.0	117.0	109.0	88.3	82.0	166.0	88.0	93.5
Rushes	80	114	120	98	82	91	92	84
Yards per Rush	3.6	4.1	3.6	3.6	4.0	5.5	3.8	4.5
PASSING (net)	1060	881	813	530	929	611	792	1132
Avg per Game	265.0	220.3	203.3	132.5	232.3	203.7	198.0	283.0
Passes Att.	187	135	124	121	151	95	100	157
Completed	125	87	78	60	112	64	70	103
Pct Completed	66.8	64.4	62.9	49.6	74.2	67.4	70.0	65.6
Yards Gained	1126	918	863	690	1055	646	874	1197
Sacked	9	6	7	21	15	6	8	7
Yards Lost	66	37	50	160	126	35	82	65
Had intercepted	3	4	4	6	1	1	3	6
Yards Opp Ret	13	33	104	83	32	28	34	55
Opp TDs on Int	0	0	0	0	1	0	0	0
PUNTS	17	17	20	27	19	14	23	13
Avg Yards	45.4	47.1	48.7	45.4	47.8	45.9	47.2	38.5
PUNT RETURNS	3	6	9	6	8	7	7	5
Avg Return	7.0	7.5	8.9	6.2	3.0	10.7	10.3	9.0
Returned for TD	0	0	0	0	0	0	0	0
KICKOFF RETURNS	7	8	2	9	9	1	9	7
Avg Return	20.0	24.6	60.5	27.8	19.6	26.0	33.9	25.7
Returned for TD	0	0	1	0	0	0	1	0
PENALTIES	34	19	21	31	18	19	28	27
Yards Penalized	279	156	178	235	154	146	224	277
FUMBLES BY	5	4	2	6	6	3	4	3
Fumbles Lost	3	3	0	1	4	1	3	1
Opp Fumbles	8	5	7	13	3	4	5	4
Opp Fum Lost	3	3	2	4	1	1	1	2
POSS. TIME (avg)	26:12	29:23	30:47	28:13	31:48	31:36	25:59	28:56
TOUCHDOWNS	10	11	7	5	7	9	11	16
Rushing	1	2	2	3	3	4	1	4
Passing	9	9	4	2	4	5	9	11
Returns	0	0	1	0	0	0	1	1
EXTRA-PT KICKS	8/8	11/11	6/6	5/5	5/5	8/8	10/11	15/15
2-PT CONVERSIONS	1/2	0/0	0/0	0/0	1/2	0/1	0/0	0/1
FIELD GOALS/FGA	8/9	6/7	9/10	5/6	8/8	3/3	2/2	5/6
POINTS SCORED	94	95	75	50	73	71	82	126

DEFENSE	Ind.	N.E.	Tenn.	Buff.	NY-G	Car.	Miami	Cin.
POINTS ALLOWED	100	84	73	106	95	60	90	113
OPP FIRST DOWNS	95	84	76	90	79	65	91	100
Rushing	25	24	25	26	25	20	22	24
Passing	62	54	46	58	49	40	60	67
Penalty	8	6	5	6	5	5	9	9
OPP YARDS GAINED	1509	1391	1443	1433	1419	1070	1581	1677
Avg per Game	377.3	347.8	360.8	358.3	354.8	356.7	395.3	419.3
OPP RUSHING(net)	437	486	472	381	504	330	442	463
Avg per Game	109.3	121.5	118.0	95.3	126.0	110.0	110.5	115.8
Rushes	112	109	96	98	104	67	120	109
Yards per Rush	3.9	4.5	4.9	3.9	4.8	4.9	3.7	4.2
OPP PASSING(net)	1072	905	971	1052	915	740	1139	1214
Avg per Game	268.0	226.3	242.8	263.0	228.8	246.7	284.8	303.5
Passes Att.	153	140	144	160	132	103	153	171
Completed	108	88	96	111	77	71	95	115
Pct Completed	70.6	62.9	66.7	69.4	58.3	68.9	62.1	67.3
Sacked	17	6	12	10	5	8	6	10
Yards Lost	93	44	72	58	33	54	34	50
INTERCEPTED BY	3	4	3	2	2	5	9	3
Yards Returned	44	0	34	11	0	0	165	24
Returned for TD	0	0	0	0	0	0	0	0
OPP PUNT RETURNS	8	9	10	15	9	4	11	3
Avg return	3.6	10.2	7.9	6.1	7.8	6.3	9.5	0.7
OPP KICKOFF RET	9	10	3	6	6	2	4	7
Avg return	17.8	23.3	50.0	21.8	17.2	25.0	40.0	25.9
OPP TOUCHDOWNS	10	9	7	13	9	8	10	13
Rushing	3	1	0	5	4	4	4	4
Passing	5	8	6	8	4	4	5	9
Returns	2	0	1	0	1	0	1	0

WEEK 4 / THROUGH MONDAY, OCTOBER 1, 2018

OFFENSE	Balt.	Clev.	G.B.	Det.	Jax	K.C.	Denv.	NY-J
GAMES (Won-Lost)	3-1	1-2-1	2-1-1	1-3	3-1	4-0	2-2	1-3
FIRST DOWNS	98	79	81	88	79	96	84	63
Rushing	27	29	27	19	20	28	36	17
Passing	63	39	48	62	57	55	42	42
Penalty	8	11	6	7	2	13	6	4
YDS GAINED (tot)	1587	1464	1484	1562	1520	1641	1533	1157
Avg per Game	396.8	366.0	371.0	390.5	380.0	410.3	383.3	289.3
RUSHING (net)	356	611	408	392	454	452	593	352
Avg per Game	89.0	152.8	102.0	98.0	113.5	113.0	148.3	88.0
Rushes	114	129	91	86	105	106	106	99
Yards per Rush	3.1	4.7	4.5	4.6	4.3	4.3	5.6	3.6
PASSING (net)	1231	853	1076	1170	1066	1189	940	805
Avg per Game	307.8	213.3	269.0	292.5	266.5	297.3	235.0	201.3
Passes Att.	175	148	164	171	150	138	141	127
Completed	111	79	103	114	97	90	87	73
Pct Completed	63.4	53.4	62.8	66.7	64.7	65.2	61.7	57.5
Yards Gained	1276	958	1185	1216	1095	1200	988	868
Sacked	10	16	14	6	6	5	9	10
Yards Lost	45	105	109	46	29	11	48	63
Had intercepted	2	4	2	6	3	0	6	5
Yards Opp Ret	22	58	38	102	3	0	112	68
Opp TDs on Int	0	1	1	1	0	0	0	1
PUNTS	17	30	18	14	20	13	20	22
Avg Yards	46.9	42.1	47.4	44.6	41.4	47.0	44.1	48.4
PUNT RETURNS	11	9	12	7	10	6	7	7
Avg Return	6.2	5.0	5.5	5.6	5.3	30.8	6.1	22.9
Returned for TD	0	0	0	0	0	1	0	1
KICKOFF RETURNS	8	12	5	6	8	3	4	6
Avg Return	23.9	19.6	20.2	27.8	15.9	19.3	20.3	17.8
Returned for TD	0	0	0	0	0	0	0	0
PENALTIES	30	28	31	27	35	34	29	26
Yards Penalized	231	226	301	248	354	267	240	197
FUMBLES BY	8	9	9	2	8	6	1	7
Fumbles Lost	3	2	3	1	4	1	0	3
Opp Fumbles	4	7	3	4	2	6	5	9
Opp Fum Lost	1	6	2	1	2	1	1	4
POSS. TIME (avg)	32:10	28:54	31:16	31:37	31:16	29:37	29:14	29:04
TOUCHDOWNS	14	12	9	10	9	19	9	10
Rushing	6	8	1	1	1	4	6	4
Passing	8	4	7	8	7	14	3	4
Returns	0	0	1	1	1	1	0	2
EXTRA-PT KICKS	12/12	6/8	8/9	10/10	8/8	19/19	9/9	8/9
2-PT CONVERSIONS	0/2	3/4	0/0	0/0	0/1	0/0	0/0	0/1
FIELD GOALS/FGA	9/10	6/9	10/11	8/10	8/8	4/4	7/7	7/7
POINTS SCORED	123	102	92	94	88	145	84	89

DEFENSE	Balt.	Clev.	G.B.	Det.	Jax	K.C.	Denv.	NY-J
POINTS ALLOWED	65	104	83	114	56	115	97	89
OPP FIRST DOWNS	66	84	73	79	58	113	76	81
Rushing	18	22	21	30	17	30	17	22
Passing	39	57	41	39	32	70	52	50
Penalty	9	5	11	10	9	13	7	9
OPP YARDS GAINED	1103	1580	1305	1318	1037	1807	1467	1422
Avg per Game	275.8	395.0	326.3	329.5	259.3	451.8	366.8	355.5
OPP RUSHING(net)	330	467	431	631	380	493	375	433
Avg per Game	82.5	116.8	107.8	157.8	95.0	123.3	93.8	108.3
Rushes	85	117	96	118	96	86	97	113
Yards per Rush	3.9	4.0	4.5	5.3	4.0	5.7	3.9	3.8
OPP PASSING(net)	773	1113	874	687	657	1314	1092	989
Avg per Game	193.3	278.3	218.5	171.8	164.3	328.5	273.0	247.3
Passes Att.	156	165	136	100	127	174	150	150
Completed	84	101	86	65	77	114	101	96
Pct Completed	53.8	61.2	63.2	65.0	60.6	65.5	67.3	64.0
Sacked	10	12	13	13	10	10	10	10
Yards Lost	56	71	93	105	76	58	75	87
INTERCEPTED BY	4	7	4	2	1	2	2	6
Yards Returned	96	76	52	56	32	0	0	105
Returned for TD	0	0	0	1	1	0	0	1
OPP PUNT RETURNS	9	13	5	5	8	5	8	12
Avg return	8.6	12.8	13.2	30.2	4.6	0.8	8.4	6.6
OPP KICKOFF RET	14	5	7	13	6	9	5	4
Avg return	24.4	27.6	23.1	28.2	17.0	18.4	23.4	18.5
OPP TOUCHDOWNS	7	12	10	12	4	13	11	10
Rushing	2	4	3	3	1	5	5	4
Passing	5	7	6	7	3	8	6	5
Returns	0	1	1	2	0	0	0	1

WEEK 4 / THROUGH MONDAY, OCTOBER 1, 2018

OFFENSE	Atl.	Pitt.	Oak.	LA-C	Minn.	Phil.	Ariz.	S.F.
GAMES (Won-Lost)	1-3	1-2-1	1-3	2-2	1-2-1	2-2	0-4	1-3
FIRST DOWNS	88	94	93	91	89	93	50	91
Rushing	19	13	21	25	10	31	17	28
Passing	60	70	64	62	74	50	27	48
Penalty	9	11	8	4	5	12	6	15
YDS GAINED (tot)	1643	1644	1767	1614	1561	1455	834	1443
Avg per Game	410.8	411.0	441.8	403.5	390.3	363.8	208.5	360.8
RUSHING (net)	384	289	435	499	252	473	267	534
Avg per Game	96.0	72.3	108.8	124.8	63.0	118.3	66.8	133.5
Rushes	96	81	111	95	73	108	76	103
Yards per Rush	4.0	3.6	3.9	5.3	3.5	4.4	3.5	5.2
PASSING (net)	1259	1355	1332	1115	1309	982	567	909
Avg per Game	314.8	338.8	333.0	278.8	327.3	245.5	141.8	227.3
Passes Att.	145	186	169	147	189	170	114	126
Completed	99	119	120	100	131	113	69	76
Pct Completed	68.3	64.0	71.0	68.0	69.3	66.5	60.5	60.3
Yards Gained	1316	1414	1373	1156	1387	1069	616	1016
Sacked	10	9	8	6	13	14	8	14
Yards Lost	57	59	41	41	78	87	49	107
Had intercepted	2	5	7	2	2	2	5	5
Yards Opp Ret	0	42	146	32	24	31	19	135
Opp TDs on Int	0	0	1	1	0	0	0	1
PUNTS	17	22	17	15	20	20	22	18
Avg Yards	42.5	42.5	43.9	43.5	42.6	51.5	51.0	43.6
PUNT RETURNS	5	8	10	10	5	13	5	7
Avg Return	5.2	10.1	12.6	10.5	4.0	6.8	10.2	4.9
Returned for TD	0	0	0	0	0	0	0	0
KICKOFF RETURNS	9	12	2	4	6	4	5	10
Avg Return	24.3	19.8	19.5	23.5	26.0	19.0	20.8	28.8
Returned for TD	0	0	0	0	0	0	0	0
PENALTIES	32	42	29	22	25	35	29	30
Yards Penalized	310	401	288	169	216	343	195	283
FUMBLES BY	4	6	1	7	6	11	5	9
Fumbles Lost	0	4	0	3	4	5	3	1
Opp Fumbles	3	6	4	4	9	3	7	5
Opp Fum Lost	1	3	2	1	1	1	2	2
POSS. TIME (avg)	28:14	29:27	33:48	31:24	28:41	34:12	24:54	29:00
TOUCHDOWNS	14	13	10	13	11	9	5	10
Rushing	4	4	3	2	0	5	2	2
Passing	10	8	6	11	10	4	3	7
Returns	0	1	1	0	1	0	0	1
EXTRA-PT KICKS	10/11	9/11	8/9	6/9	8/8	8/8	4/4	8/9
2-PT CONVERSIONS	2/3	2/2	1/1	3/4	2/3	1/1	0/1	1/1
FIELD GOALS/FGA	6/6	3/6	9/11	7/9	4/7	6/8	1/3	10/10
POINTS SCORED	116	102	97	111	90	82	37	100

DEFENSE	Atl.	Pitt.	Oak.	LA-C	Minn.	Phil.	Ariz.	S.F.
POINTS ALLOWED	122	116	123	120	110	81	94	118
OPP FIRST DOWNS	107	98	77	91	85	70	94	96
Rushing	30	22	26	29	26	11	36	23
Passing	65	62	46	51	46	51	44	61
Penalty	12	14	5	11	13	8	14	12
OPP YARDS GAINED	1612	1682	1610	1540	1526	1341	1508	1522
Avg per Game	403.0	420.5	402.5	385.0	381.5	335.3	377.0	380.5
OPP RUSHING(net)	476	463	557	437	416	255	565	417
Avg per Game	119.0	115.8	139.3	109.3	104.0	63.8	141.3	104.3
Rushes	95	109	99	105	107	76	140	105
Yards per Rush	5.0	4.2	5.6	4.2	3.9	3.4	4.0	4.0
OPP PASSING(net)	1136	1219	1053	1103	1110	1086	943	1105
Avg per Game	284.0	304.8	263.3	275.8	277.5	271.5	235.8	276.3
Passes Att.	170	160	133	133	131	160	123	166
Completed	120	96	76	85	86	103	88	103
Pct Completed	70.6	60.0	57.1	63.9	65.6	64.4	71.5	62.0
Sacked	8	13	5	8	11	11	10	8
Yards Lost	64	78	38	50	93	75	58	50
INTERCEPTED BY	3	4	3	5	3	3	2	1
Yards Returned	71	45	51	103	45	39	0	32
Returned for TD	0	1	1	0	1	0	0	1
OPP PUNT RETURNS	10	5	5	7	6	9	14	12
Avg return	6.7	13.4	4.6	16.3	5.2	5.6	14.9	8.8
OPP KICKOFF RET	8	11	12	11	4	3	6	6
Avg return	26.9	15.5	22.3	22.5	15.3	16.0	18.5	28.2
OPP TOUCHDOWNS	15	14	14	15	11	9	10	14
Rushing	6	2	5	2	2	2	7	2
Passing	9	12	8	10	8	7	3	11
Returns	0	0	1	3	1	0	0	1

WEEK 4 / THROUGH MONDAY, OCTOBER 1, 2018

OFFENSE	LA-R	Sea.	Dal.	Hou.	Wash.	N.O.	Chi.	T.B.
GAMES (Won-Lost)	4-0	2-2	2-2	1-3	2-1	3-1	3-1	2-2
FIRST DOWNS	105	67	76	93	70	101	87	88
Rushing	32	24	30	24	23	30	31	11
Passing	64	36	36	62	36	61	45	68
Penalty	9	7	10	7	11	10	11	9
YDS GAINED (tot)	1874	1208	1247	1655	1149	1673	1364	1731
Avg per Game	468.5	302.0	311.8	413.8	383.0	418.3	341.0	432.8
RUSHING (net)	501	422	581	493	413	418	486	278
Avg per Game	125.3	105.5	145.3	123.3	137.7	104.5	121.5	69.5
Rushes	114	111	101	114	99	95	116	91
Yards per Rush	4.4	3.8	5.8	4.3	4.2	4.4	4.2	3.1
PASSING (net)	1373	786	666	1162	736	1255	878	1453
Avg per Game	343.3	196.5	166.5	290.5	245.3	313.8	219.5	363.3
Passes Att.	135	121	115	148	96	163	130	149
Completed	97	76	71	92	66	123	91	103
Pct Completed	71.9	62.8	61.7	62.2	68.8	75.5	70.0	69.1
Yards Gained	1406	888	753	1246	767	1305	945	1501
Sacked	5	16	14	17	6	6	10	9
Yards Lost	33	102	87	84	31	50	67	48
Had intercepted	2	3	2	4	1	0	3	7
Yards Opp Ret	4	49	0	1	1	0	8	93
Opp TDs on Int	0	1	0	0	0	0	0	1
PUNTS	7	25	17	18	14	13	14	15
Avg Yards	48.4	48.4	46.1	42.0	43.1	48.6	47.2	42.8
PUNT RETURNS	11	11	7	11	4	8	11	9
Avg Return	14.3	8.1	4.7	10.0	6.8	3.9	12.8	5.6
Returned for TD	0	0	0	0	0	0	0	0
KICKOFF RETURNS	10	8	4	11	5	9	3	9
Avg Return	22.5	21.3	24.5	24.2	14.6	21.9	20.0	15.0
Returned for TD	0	0	0	0	0	0	0	0
PENALTIES	21	30	25	34	22	28	23	31
Yards Penalized	198	206	207	236	219	301	173	293
FUMBLES BY	3	10	5	4	5	6	3	4
Fumbles Lost	1	2	2	2	2	4	2	2
Opp Fumbles	3	3	4	9	4	6	8	5
Opp Fum Lost	3	2	2	4	2	2	3	4
POSS. TIME (avg)	31:10	28:45	28:38	29:32	33:31	31:24	33:03	29:31
TOUCHDOWNS	17	10	6	10	7	15	12	14
Rushing	4	3	2	2	3	7	2	1
Passing	11	7	4	7	4	8	8	12
Returns	2	0	0	1	0	0	2	1
EXTRA-PT KICKS	14/14	10/10	5/5	9/9	7/7	11/11	12/12	13/14
2-PT CONVERSIONS	3/3	0/0	1/1	0/1	0/0	3/3	0/0	0/0
FIELD GOALS/FGA	6/9	5/8	8/9	9/11	5/6	10/11	9/10	5/6
POINTS SCORED	140	85	67	96	64	137	111	112

DEFENSE	LA-R	Sea.	Dal.	Hou.	Wash.	N.O.	Chi.	T.B.
POINTS ALLOWED	67	81	77	108	44	121	65	139
OPP FIRST DOWNS	66	80	73	87	50	88	62	100
Rushing	18	28	25	19	19	13	14	26
Passing	46	43	44	62	27	64	44	64
Penalty	2	9	4	6	4	11	4	10
OPP YARDS GAINED	1334	1307	1225	1529	834	1562	1178	1783
Avg per Game	333.5	326.8	306.3	382.3	278.0	390.5	294.5	445.8
OPP RUSHING(net)	344	490	391	377	272	318	256	351
Avg per Game	86.0	122.5	97.8	94.3	90.7	79.5	64.0	87.8
Rushes	75	106	108	109	60	98	76	90
Yards per Rush	4.6	4.6	3.6	3.5	4.5	3.2	3.4	3.9
OPP PASSING(net)	990	817	834	1152	562	1244	922	1432
Avg per Game	247.5	204.3	208.5	288.0	187.3	311.0	230.5	358.0
Passes Att.	147	134	126	152	110	134	137	157
Completed	100	84	90	106	68	100	88	121
Pct Completed	68.0	62.7	71.4	69.7	61.8	74.6	64.2	77.1
Sacked	8	9	14	11	7	9	18	8
Yards Lost	51	60	105	77	35	48	109	48
INTERCEPTED BY	4	7	0	1	3	1	8	1
Yards Returned	79	72	0	0	8	22	108	0
Returned for TD	1	0	0	0	0	0	2	0
OPP PUNT RETURNS	2	11	10	5	6	6	5	8
Avg return	10.5	7.9	10.1	5.4	12.2	5.2	8.0	5.4
OPP KICKOFF RET	4	6	6	6	2	11	4	5
Avg return	20.5	25.0	24.2	16.0	22.0	22.6	22.3	23.6
OPP TOUCHDOWNS	7	9	9	12	6	15	8	18
Rushing	2	1	4	1	2	3	0	4
Passing	5	7	5	11	4	11	8	13
Returns	0	1	0	0	0	1	0	1

WEEK 4 / THROUGH MONDAY, OCTOBER 1, 2018

OFFENSE	NFL/Avg
GAMES (Won-Lost)	---
FIRST DOWNS	82.3
Rushing	22.9
Passing	51.1
Penalty	8.3
YDS GAINED (tot)	1426.7
Avg per Game	362.3
RUSHING (net)	420.0
Avg per Game	106.7
Rushes	99.4
Yards per Rush	4.2
PASSING (net)	1006.7
Avg per Game	255.7
Passes Att.	143.3
Completed	93.7
Pct Completed	65.4
Yards Gained	1072.3
Sacked	10.0
Yards Lost	65.6
Had intercepted	3.4
Yards Opp Ret	42.8
Opp TDs on Int	0.3
PUNTS	18.1
Avg Yards	45.5
PUNT RETURNS	8.0
Avg Return	8.7
Returned for TD	0.1
KICKOFF RETURNS	6.7
Avg Return	22.8
Returned for TD	0.1
PENALTIES	28.0
Yards Penalized	242.2
FUMBLES BY	5.4
Fumbles Lost	2.2
Opp Fumbles	5.4
Opp Fum Lost	2.2
POSS. TIME (avg)	30:00
TOUCHDOWNS	10.8
Rushing	3.0
Passing	7.1
Returns	0.6
EXTRA POINTS(tot)	95%
Kicks Made/2Pt	63%
FIELD GOALS/FGA	7/8
POINTS SCORED	94.7

DEFENSE	NFL/Avg
POINTS ALLOWED	94.7
OPP FIRST DOWNS	82.3
Rushing	22.9
Passing	51.1
Penalty	8.3
OPP YARDS GAINED	1426.7
Avg per Game	362.3
OPP RUSHING(net)	420.0
Avg per Game	106.7
Rushes	99.4
Yards per Rush	4.2
OPP PASSING(net)	1006.7
Avg per Game	255.7
Passes Att.	143.3
Completed	93.7
Pct Completed	65.4
Sacked	10.0
Yards Lost	65.6
INTERCEPTED BY	3.4
Yards Returned	42.8
Returned for TD	0.3
OPP PUNT RETURNS	8.0
Avg return	8.7
OPP KICKOFF RET	6.7
Avg return	22.8
OPP TOUCHDOWNS	10.8
Rushing	3.0
Passing	7.1
Returns	0.6

WEEK 4 / THROUGH MONDAY, OCTOBER 1, 2018**AFC / TEAM/OFFENSE RANK**

Tm	(A)	(B)	(C)	(D)	(E)	(F)	(G)	(H)	(I)	(J)	(K)	(L)	(M)	(N)	(O)	(P)	(Q)
BAL	6	10	11	16	3	9	2	10	1t	4	7t	12	7	6	8	3	6t
BUF	16	16	12	12	16	16	16	16	16	16	10t	13	3	7	5	16	10t
CIN	9	4	10	4	6	7	12	5	1t	3	1t	8	4	16	13	2	10t
CLE	10	12	1	3	12	15	7t	14	10t	13	10t	16	12	13	15	5t	15
DEN	7	5	2	1	10	10	15	11	8	9	7t	14	9	9	10	13	1t
HOU	2	7	4	5	5	5	7t	15	5t	6t	3t	7	6	14	11	8	12t
IND	12	15	16	13	9	14	4	7	9	1	15	11	10	8	4	10	8
JAC	8	8	6	6	8	8	5	2	10t	5	10t	15	16	15	12	12	1t
KC	4	1	7	7	4	1	1	1	3	2	1t	1	14	5	2	1	1t
LAC	5	2	3	2	7	4	3	3	7	10	3t	4	8	11	16	4	14
MIA	15	9	13t	10	15	3	10	13	15	14	10t	5	2	3	9	14	1t
NE	11	11	5	8	11	11	9	4	10t	6t	10t	10	5	4	6	9	9
NYJ	14	14	13t	15	14	13	13	12	14	12	7t	2	15	2	1	11	1t
OAK	1	3	9	9	2	2	14	6	5t	6t	16	3	13	10	7	7	12t
PIT	3	6	15	14	1	6	6	8	4	15	6	6	11	12	14	5t	16
TEN	13	13	8	11	13	12	11	9	13	11	5	9	1	1	3	15	6t

AFC / OPPONENT/DEFENSE RANK

Tm	(A)	(B)	(C)	(D)	(E)	(F)	(G)	(H)	(I)	(J)	(K)	(L)	(M)	(N)	(O)	(P)	(Q)	(R)	(S)
BAL	2	1	1	5	2	1	6	9	2	2	2t	11	12	5	10	2	6t	1	1
BUF	5	4	5	6	6	4	13	10	10	13	2t	7	7	14	15	10	13t	16	16
CIN	14	12	10t	11t	14	9	11	12	15	16	7t	1	13	9	9	12	10t	4	12
CLE	11	6	12	9	11	7	2	5	7t	5	9t	14	14	7	12	9	1	8	9
DEN	7	10	2	4	9	10	12	7t	3t	8	11t	10	11	11	13	7	4t	13	6
HOU	9	8	3	1	13	12	16	6	9	12	14	6	2	12t	14	11	13t	12	4
IND	8	5	7t	7	8	8	10	1	13	10	11t	3	4	2	6	8	3	9	10
JAC	1	2	4	8	1	2	15	4	1	3	2t	5	3	15	16	1	6t	2	2
KC	16	15	15	16	16	13	14	13	16	1	15	2	5	3	1	13	4t	3	11
LAC	10	14	7t	10	10	16	4	11	11t	14	1	16	9	10	7	15	6t	11	5
MIA	12	9	9	2	12	14	1	15	11t	15	2t	12	15	8	8	6	13t	10	15
NE	3	7	14	13	3	5	5	14	7t	11	9t	13	10	1	4	4	13t	5	8
NYJ	4	3	6	3	5	3	3	7t	6	7	7t	8	6	4	2	5	2	7	14
OAK	13	16	16	15	7	15	8	16	5	9	16	4	8	16	11	16	10t	15	3
PIT	15	13	10t	11t	15	11	7	3	14	6	11t	15	1	6	5	14	9	14	7
TEN	6	11	13	14	4	6	9	2	3t	4	2t	9	16	12t	3	3	10t	6	13

- (A) Total Yards per Game
 (B) Yards per Play
 (C) Rushing Yards per Game
 (D) Rushing Yards per Attempt
 (E) Passing Net Yards per Game
 (F) Passing Net Yards per Play
 (G) Passing, Percent Had Intercepted
 (H) Sacks per Pass Play
 (I) First Downs per Game
 (J) Third Down Efficiency
 (K) Fourth Down Efficiency
 (L) Punt Return Average
 (M) Kickoff Return Average
 (N) Gross Punting Average
 (O) Net Punting Average
 (P) Points per Game
 (Q) Field Goal Percentage
 (R) Points per Game Differential
 (S) Net Yards per Game Differential

WEEK 4 / THROUGH MONDAY, OCTOBER 1, 2018

NFC / TEAM/OFFENSE RANK

Tm	(A)	(B)	(C)	(D)	(E)	(F)	(G)	(H)	(I)	(J)	(K)	(L)	(M)	(N)	(O)	(P)	(Q)
ARI	16	16	15	14	16	16	15	9	16	14	12	4	10	2	11	16	16
ATL	4	3	12	11t	4	3	8	8	8t	2	14t	11	6	16	15	3	1t
CAR	9	7	1	2	13	10	4	6	3t	7	7t	3	3t	10	5	7	1t
CHI	12	12	6	9	12	9	11	10	11	8	7t	2	12	8	4	5	7
DAL	14	11	2	1	15	15	10	15	13	15	5t	13	5	9	9	15	8
DET	5	5	11	4	6	6	13	1	8t	6	14t	8	2	11	16	8	11
GB	8	10	10	5	7	11	7	12	12	5	14t	10	11	7	7	9	5t
LAR	1	1	5	7	2	1	9	3	1	1	13	1	7	4	6	1	13
MIN	6	9	16	15	3	8	5	7	7	4	7t	14	3t	15	12	10	15
NO	3	4	9	6	5	4	1	2	2	12	1t	15	8	3	1	2	5t
NYG	13	13	13	11t	10	13	2	13	14	3	7t	16	13	6	8	14	1t
PHI	10	14	7	8	8	14	6	11	5	11	5t	6	14	1	3	13	12
SF	11	6	4	3	11	7	14	14	6	13	1t	12	1	12	14	6	1t
SEA	15	15	8	13	14	12	12	16	15	16	7t	5	9	5	2	12	14
TB	2	2	14	16	1	2	16	4	8t	10	1t	9	15	14	10	4	9t
WAS	7	8	3	10	9	5	3	5	3t	9	4	7	16	13	13	11	9t

NFC / OPPONENT/DEFENSE RANK

Tm	(A)	(B)	(C)	(D)	(E)	(F)	(G)	(H)	(I)	(J)	(K)	(L)	(M)	(N)	(O)	(P)	(Q)	(R)	(S)
ARI	11	8	15	8	8	13	11	6	13	7	8	15	4	15	7	9	5	16	16
ATL	15	12	12	15	14	9	10	15	16	16	14t	6	14	10	13	15	9t	9	10
CAR	10	13	11	14	9	11	3	7	11	9	1t	5	12t	13	4	5	1	5	8
CHI	2	3	2	3	7	4	1	1	1	3	4t	9	7	11	3	2	9t	2	4
DAL	3	2	7	4	4	5	16	3	5t	14	14t	11	11	6	8	4	9t	10	11
DET	6	9	16	16	1	6	8	2	7t	5	9	16	16	3	6	12	9t	12t	3
GB	4	5	10	9	5	3	4	4	5t	10	1t	14	9	8	9	8	2	6	5
LAR	7	10	4	11	10	10	6	12	2	13	13	12	5	5	1	3	9t	1	1
MIN	13	14	8	5	13	14	7	5	10	2	4t	1t	1	7	14	11	7	12t	9
NO	14	15	3	1	15	16	13	9t	12	15	4t	1t	8	2	2	14	3	4	7
NYG	9	11	14	13	6	12	12	16	7t	6	14t	7	3	4	10	10	9t	14	15
PHI	8	6	1	2	11	8	9	8	4	1	10t	4	2	12	11	6t	9t	8	6
SF	12	7	9	7	12	7	15	14	14	12	4t	10	15	1	5	13	8	11	13
SEA	5	4	13	12	3	2	2	9t	9	4	10t	8	12t	9	12	6t	6	7	14
TB	16	16	5	6	16	15	14	13	15	8	10t	3	10	16	16	16	4	15	12
WAS	1	1	6	10	2	1	5	11	3	11	1t	13	6	14	15	1	9t	3	2

- (A) Total Yards per Game
- (B) Yards per Play
- (C) Rushing Yards per Game
- (D) Rushing Yards per Attempt
- (E) Passing Net Yards per Game
- (F) Passing Net Yards per Play
- (G) Passing, Percent Had Intercepted
- (H) Sacks per Pass Play
- (I) First Downs per Game
- (J) Third Down Efficiency
- (K) Fourth Down Efficiency
- (L) Punt Return Average
- (M) Kickoff Return Average
- (N) Gross Punting Average
- (O) Net Punting Average
- (P) Points per Game
- (Q) Field Goal Percentage
- (R) Points per Game Differential
- (S) Net Yards per Game Differential

WEEK 4 / THROUGH MONDAY, OCTOBER 1, 2018

NFL / TEAM/OFFENSE RANK

Tm	(A)	(B)	(C)	(D)	(E)	(F)	(G)	(H)	(I)	(J)	(K)	(L)	(M)	(N)	(O)	(P)	(Q)
BAL	10	22	23	31	8	14	7	13	3t	6	11t	19	13	14	17	5	12t
BUF	31	32	24	25	32	32	32	32	31	32	16t	20	5	17	12	31	18t
CIN	16	8	22	9	12	12	25	8	3t	5	1t	12	8	32	25	4	18t
CLE	19	25	2	6	24	29	19t	27	22t	25t	16t	27	24	29	30	10t	27t
DEN	13	9	3	2	19	19	29	17	19	21	11t	21	19	20	21	25	1t
HOU	5	13	9	13	11	10	19t	29	9t	16t	6t	11	12	30	22	14	22t
IND	24	29	29	26	16	27	13	10	20	1	26t	16	21t	18	10	17t	15t
JAC	15	14	13	14	15	13	15	5	22t	8	16t	25	30	31	24	22	1t
KC	8	3	14	15	9	3	1t	2	5	3	1t	1	27	13	5	1	1t
LAC	9	5	8	4	13	8	10	6	12t	22	6t	7	14	23	31	8t	25
MIA	30	16	25t	22	28	7	22	23	30	27	16t	8	2	11	18	26t	1t
NE	23	23	12	18	22	20	21	7	22t	16t	16t	15	9	12	14	15	17
NYJ	29	28	25t	28	27	24	26	22	29	24	11t	2	29	7	4	21	1t
OAK	2	7	16	21	4	5	28	9	9t	16t	29t	5	26	21	15t	13	22t
PIT	6	10	28	27	3	11	18	11	6	28	9t	10	23	27	28	10t	31
TEN	26	27	15	24	26	21	23	12	27	23	8	13	1	3	7	28	12t
ARI	32	31	31	29	31	31	30	20	32	29	26t	9	18	2	20	32	32
ATL	7	4	21	19t	6	4	11	19	15t	4	29t	26	11	28	29	6	1t
CAR	18	15	1	3	25	22	5	16	7t	12	16t	6	6t	16	8	16	1t
CHI	22	21	10	16	23	18	16	21	18	13	16t	4	21t	10	6	8t	12t
DAL	27	20	4	1	30	30	14	30	25	30	11t	29	10	15	15t	30	15t
DET	11	11	20	7	10	15	24	1	15t	11	29t	22	4	19	32	17t	24
GB	17	19	19	8	14	23	9	25	21	10	29t	24	20	9	11	19	10t
LAR	1	1	7	11	2	1	12	4	1	2	28	3	15	5	9	2	27t
MIN	12	18	32	30	5	17	6	18	14	9	16t	30	6t	26	23	20	30
NO	4	6	18	10	7	6	1t	3	2	20	1t	31	16	4	1	3	10t
NYG	25	24	27	19t	20	26	3	26	26	7	16t	32	25	8	13	29	1t
PHI	20	26	11	12	17	28	8	24	9t	16t	11t	17	28	1	3	26t	26
SF	21	12	6	5	21	16	27	28	12t	25t	1t	28	3	22	27	12	1t
SEA	28	30	17	23	29	25	17	31	28	31	16t	14	17	6	2	24	29
TB	3	2	30	32	1	2	31	14	15t	15	1t	23	31	25	19	7	18t
WAS	14	17	5	17	18	9	4	15	7t	14	9t	18	32	24	26	23	18t

Team/Offense Rank

- (A) Total Yards per Game
- (B) Yards per Play
- (C) Rushing Yards per Game
- (D) Rushing Yards per Attempt
- (E) Passing Net Yards per Game
- (F) Passing Net Yards per Play
- (G) Passing, Percent Had Intercepted
- (H) Sacks per Pass Play
- (I) First Downs per Game
- (J) Third Down Efficiency
- (K) Fourth Down Efficiency
- (L) Punt Return Average
- (M) Kickoff Return Average
- (N) Gross Punting Average
- (O) Net Punting Average
- (P) Points per Game
- (Q) Field Goal Percentage

WEEK 4 / THROUGH MONDAY, OCTOBER 1, 2018

NFL / OPPONENT/DEFENSE RANK

Tm	(A)	(B)	(C)	(D)	(E)	(F)	(G)	(H)	(I)	(J)	(K)	(L)	(M)	(N)	(O)	(P)	(Q)	(R)	(S)
BAL	2	1	4	9	4	1	12	19	3t	2	2t	20	23	9	18	3t	12t	2	2
BUF	15	9	11	10	16	10	25	21	22	26t	2t	11	12	27	29	20	21t	31	31
CIN	29	21	21t	19t	28	21	21	23	29t	32	10t	1	26	22	16	23	18t	9	27
CLE	25	11	23	16	24	13	5	12	16t	11	12t	27	28	12	23	19	3	16	23
DEN	17	19	8	8	20	22	24	17t	9t	17	20t	19	20	24	26	17	10t	23	13
HOU	22	16	9	4	27	24	29	13	20	24	26	9	3t	25t	27	21	21t	22	9
IND	19	10	17t	13	18	14	18	3t	26	22	20t	3	7	2	11	18	9	17t	24
JAC	1	2	10	14	1	2	27	10	1	4	2t	5	5	30	30	1	12t	4	3
KC	32	30	28	32	31	26	26	24	32	1	28	2	8	6	1	25	10t	5	26
LAC	23	28	17t	18	21	30	7	22	23t	29	1	31	16	23	13	28	12t	20	12
MIA	26	17	20	6	26	27	1	30	23t	30	2t	22	31	16	14	14	21t	19	30
NE	11	13	26	21	8	11	9	29	16t	23	12t	24	19	1	5	12	21t	10	19
NYJ	13	6	16	7	14	9	6	17t	15	15	10t	13	9t	8	2	13	7t	15	29
OAK	27	31	30	31	17	28	15	32	11	19	29t	4	15	31	20	31	18t	29	8
PIT	30	25	21t	19t	29	23	13	9	28	13	20t	29	2	10	7	26	16	24	18
TEN	16	20	24	27	12	12	16	7	9t	7	2t	16	32	25t	4	6	18t	13	28
ARI	18	15	31	17	11	25	22	8	25	12	18	30	9t	29	15	15	6	32	32
ATL	28	24	25	29	25	17	20	28	31	31	29t	14	27	18	25	30	21t	17t	16
CAR	14	26	19	28	13	19	4	11	19	16	2t	12	24t	21	9	8	1	8	14
CHI	4	5	2	3	10	6	2	1	2	6	12t	18	14	19	8	3t	21t	3	6
DAL	5	4	12	5	6	7	32	3t	7t	26t	29t	23	22	13	17	7	21t	21	17
DET	8	18	32	30	2	8	17	2	12t	9	19	32	30	5	12	24	21t	26t	5
GB	6	8	15	22	7	5	8	5	7t	18	2t	28	18	15	19	11	2	11	7
LAR	9	22	5	24	15	18	11	25	3t	25	27	25	11	11	3	5	21t	1	1
MIN	21	27	13	11	23	29	14	6	18	5	12t	6t	1	14	28	22	15	26t	15
NO	24	29	3	1	30	32	28	15t	21	28	12t	6t	17	4	6	29	4	7	11
NYG	12	23	29	26	9	20	23	31	12t	10	29t	15	6	7	21	16	21t	28	25
PHI	10	12	1	2	19	16	19	14	6	3	20t	10	3t	20	22	9t	21t	14	10
SF	20	14	14	15	22	15	31	27	27	21	12t	21	29	3	10	27	17	25	21
SEA	7	7	27	25	5	4	3	15t	14	8	20t	17	24t	17	24	9t	7t	12	22
TB	31	32	6	12	32	31	30	26	29t	14	20t	8	21	32	32	32	5	30	20
WAS	3	3	7	23	3	3	10	20	5	20	2t	26	13	28	31	2	21t	6	4

Opponent/Defense Rank

- (A) Total Yards per Game
 - (B) Yards per Play
 - (C) Rushing Yards per Game
 - (D) Rushing Yards per Attempt
 - (E) Passing Net Yards per Game
 - (F) Passing Net Yards per Play
 - (G) Passing, Percent Had Intercepted
 - (H) Sacks per Pass Play
 - (I) First Downs per Game
 - (J) Third Down Efficiency
 - (K) Fourth Down Efficiency
 - (L) Punt Return Average
 - (M) Kickoff Return Average
 - (N) Gross Punting Average
 - (O) Net Punting Average
 - (P) Points per Game
 - (Q) Field Goal Percentage
- Combined Offense/Defense Rank
- (R) Points per Game Differential
 - (S) Net Yards per Game Differential

WEEK 4 / THROUGH MONDAY, OCTOBER 1, 2018**AFC / TOTAL OFFENSE**

Rank	Team	Total	Rushing	Passing	Total	Rushing	Passing
1)	Oakland	1767	435	1332	441.8	108.8	333.0
2)	Houston	1655	493	1162	413.8	123.3	290.5
3)	Pittsburgh	1644	289	1355	411.0	72.3	338.8
4)	Kansas City	1641	452	1189	410.3	113.0	297.3
5)	Los Angeles Chargers	1614	499	1115	403.5	124.8	278.8
6)	Baltimore	1587	356	1231	396.8	89.0	307.8
7)	Denver	1533	593	940	383.3	148.3	235.0
8)	Jacksonville	1520	454	1066	380.0	113.5	266.5
9)	Cincinnati	1506	374	1132	376.5	93.5	283.0
10)	Cleveland	1464	611	853	366.0	152.8	213.3
11)	New England	1349	468	881	337.3	117.0	220.3
12)	Indianapolis	1348	288	1060	337.0	72.0	265.0
13)	Tennessee	1249	436	813	312.3	109.0	203.3
14)	New York Jets	1157	352	805	289.3	88.0	201.3
15)	Miami	1144	352	792	286.0	88.0	198.0
16)	Buffalo	883	353	530	220.8	88.3	132.5

AFC / TOTAL DEFENSE

Rank	Team	Total	Rushing	Passing	Total	Rushing	Passing
1)	Jacksonville	1037	380	657	259.3	95.0	164.3
2)	Baltimore	1103	330	773	275.8	82.5	193.3
3)	New England	1391	486	905	347.8	121.5	226.3
4)	New York Jets	1422	433	989	355.5	108.3	247.3
5)	Buffalo	1433	381	1052	358.3	95.3	263.0
6)	Tennessee	1443	472	971	360.8	118.0	242.8
7)	Denver	1467	375	1092	366.8	93.8	273.0
8)	Indianapolis	1509	437	1072	377.3	109.3	268.0
9)	Houston	1529	377	1152	382.3	94.3	288.0
10)	Los Angeles Chargers	1540	437	1103	385.0	109.3	275.8
11)	Cleveland	1580	467	1113	395.0	116.8	278.3
12)	Miami	1581	442	1139	395.3	110.5	284.8
13)	Oakland	1610	557	1053	402.5	139.3	263.3
14)	Cincinnati	1677	463	1214	419.3	115.8	303.5
15)	Pittsburgh	1682	463	1219	420.5	115.8	304.8
16)	Kansas City	1807	493	1314	451.8	123.3	328.5

WEEK 4 / THROUGH MONDAY, OCTOBER 1, 2018**NFC / TOTAL OFFENSE**

Rank	Team	Total	Rushing	Passing	Total	Rushing	Passing
1)	Los Angeles Rams	1874	501	1373	468.5	125.3	343.3
2)	Tampa Bay	1731	278	1453	432.8	69.5	363.3
3)	New Orleans	1673	418	1255	418.3	104.5	313.8
4)	Atlanta	1643	384	1259	410.8	96.0	314.8
5)	Detroit	1562	392	1170	390.5	98.0	292.5
6)	Minnesota	1561	252	1309	390.3	63.0	327.3
7)	Washington	1149	413	736	383.0	137.7	245.3
8)	Green Bay	1484	408	1076	371.0	102.0	269.0
9)	Carolina	1109	498	611	369.7	166.0	203.7
10)	Philadelphia	1455	473	982	363.8	118.3	245.5
11)	San Francisco	1443	534	909	360.8	133.5	227.3
12)	Chicago	1364	486	878	341.0	121.5	219.5
13)	New York Giants	1257	328	929	314.3	82.0	232.3
14)	Dallas	1247	581	666	311.8	145.3	166.5
15)	Seattle	1208	422	786	302.0	105.5	196.5
16)	Arizona	834	267	567	208.5	66.8	141.8

NFC / TOTAL DEFENSE

Rank	Team	Total	Rushing	Passing	Total	Rushing	Passing
1)	Washington	834	272	562	278.0	90.7	187.3
2)	Chicago	1178	256	922	294.5	64.0	230.5
3)	Dallas	1225	391	834	306.3	97.8	208.5
4)	Green Bay	1305	431	874	326.3	107.8	218.5
5)	Seattle	1307	490	817	326.8	122.5	204.3
6)	Detroit	1318	631	687	329.5	157.8	171.8
7)	Los Angeles Rams	1334	344	990	333.5	86.0	247.5
8)	Philadelphia	1341	255	1086	335.3	63.8	271.5
9)	New York Giants	1419	504	915	354.8	126.0	228.8
10)	Carolina	1070	330	740	356.7	110.0	246.7
11)	Arizona	1508	565	943	377.0	141.3	235.8
12)	San Francisco	1522	417	1105	380.5	104.3	276.3
13)	Minnesota	1526	416	1110	381.5	104.0	277.5
14)	New Orleans	1562	318	1244	390.5	79.5	311.0
15)	Atlanta	1612	476	1136	403.0	119.0	284.0
16)	Tampa Bay	1783	351	1432	445.8	87.8	358.0

WEEK 4 / THROUGH MONDAY, OCTOBER 1, 2018**NFL / TOTAL OFFENSE**

Rank	Team	Total	Rushing	Passing	Total	Rushing	Passing
1)	Los Angeles Rams	1874	501	1373	468.5	125.3	343.3
2)	Oakland	1767	435	1332	441.8	108.8	333.0
3)	Tampa Bay	1731	278	1453	432.8	69.5	363.3
4)	New Orleans	1673	418	1255	418.3	104.5	313.8
5)	Houston	1655	493	1162	413.8	123.3	290.5
6)	Pittsburgh	1644	289	1355	411.0	72.3	338.8
7)	Atlanta	1643	384	1259	410.8	96.0	314.8
8)	Kansas City	1641	452	1189	410.3	113.0	297.3
9)	Los Angeles Chargers	1614	499	1115	403.5	124.8	278.8
10)	Baltimore	1587	356	1231	396.8	89.0	307.8
11)	Detroit	1562	392	1170	390.5	98.0	292.5
12)	Minnesota	1561	252	1309	390.3	63.0	327.3
13)	Denver	1533	593	940	383.3	148.3	235.0
14)	Washington	1149	413	736	383.0	137.7	245.3
15)	Jacksonville	1520	454	1066	380.0	113.5	266.5
16)	Cincinnati	1506	374	1132	376.5	93.5	283.0
17)	Green Bay	1484	408	1076	371.0	102.0	269.0
18)	Carolina	1109	498	611	369.7	166.0	203.7
19)	Cleveland	1464	611	853	366.0	152.8	213.3
20)	Philadelphia	1455	473	982	363.8	118.3	245.5
21)	San Francisco	1443	534	909	360.8	133.5	227.3
22)	Chicago	1364	486	878	341.0	121.5	219.5
23)	New England	1349	468	881	337.3	117.0	220.3
24)	Indianapolis	1348	288	1060	337.0	72.0	265.0
25)	New York Giants	1257	328	929	314.3	82.0	232.3
26)	Tennessee	1249	436	813	312.3	109.0	203.3
27)	Dallas	1247	581	666	311.8	145.3	166.5
28)	Seattle	1208	422	786	302.0	105.5	196.5
29)	New York Jets	1157	352	805	289.3	88.0	201.3
30)	Miami	1144	352	792	286.0	88.0	198.0
31)	Buffalo	883	353	530	220.8	88.3	132.5
32)	Arizona	834	267	567	208.5	66.8	141.8

NFL / TOTAL DEFENSE

Rank	Team	Total	Rushing	Passing	Total	Rushing	Passing
1)	Jacksonville	1037	380	657	259.3	95.0	164.3
2)	Baltimore	1103	330	773	275.8	82.5	193.3
3)	Washington	834	272	562	278.0	90.7	187.3
4)	Chicago	1178	256	922	294.5	64.0	230.5
5)	Dallas	1225	391	834	306.3	97.8	208.5
6)	Green Bay	1305	431	874	326.3	107.8	218.5
7)	Seattle	1307	490	817	326.8	122.5	204.3
8)	Detroit	1318	631	687	329.5	157.8	171.8
9)	Los Angeles Rams	1334	344	990	333.5	86.0	247.5
10)	Philadelphia	1341	255	1086	335.3	63.8	271.5
11)	New England	1391	486	905	347.8	121.5	226.3
12)	New York Giants	1419	504	915	354.8	126.0	228.8
13)	New York Jets	1422	433	989	355.5	108.3	247.3
14)	Carolina	1070	330	740	356.7	110.0	246.7
15)	Buffalo	1433	381	1052	358.3	95.3	263.0
16)	Tennessee	1443	472	971	360.8	118.0	242.8
17)	Denver	1467	375	1092	366.8	93.8	273.0
18)	Arizona	1508	565	943	377.0	141.3	235.8
19)	Indianapolis	1509	437	1072	377.3	109.3	268.0
20)	San Francisco	1522	417	1105	380.5	104.3	276.3
21)	Minnesota	1526	416	1110	381.5	104.0	277.5
22)	Houston	1529	377	1152	382.3	94.3	288.0
23)	Los Angeles Chargers	1540	437	1103	385.0	109.3	275.8
24)	New Orleans	1562	318	1244	390.5	79.5	311.0
25)	Cleveland	1580	467	1113	395.0	116.8	278.3
26)	Miami	1581	442	1139	395.3	110.5	284.8
27)	Oakland	1610	557	1053	402.5	139.3	263.3
28)	Atlanta	1612	476	1136	403.0	119.0	284.0
29)	Cincinnati	1677	463	1214	419.3	115.8	303.5
30)	Pittsburgh	1682	463	1219	420.5	115.8	304.8
31)	Tampa Bay	1783	351	1432	445.8	87.8	358.0
32)	Kansas City	1807	493	1314	451.8	123.3	328.5

WEEK 4 / THROUGH MONDAY, OCTOBER 1, 2018**AFC / TAKEAWAYS, GIVEAWAYS**

Rank	Team	TAKEAWAYS			GIVEAWAYS			Net	
		Int	Fum	Total	Int	Fum	Total	Diff	
1)	Cleveland	7	6	13	4	2	6	=	+7
2)	Miami	9	1	10	3	3	6	=	+4
3t)	Kansas City	2	1	3	0	1	1	=	+2
3t)	New York Jets	6	4	10	5	3	8	=	+2
5t)	Los Angeles Chargers	5	1	6	2	3	5	=	+1
5t)	Tennessee	3	2	5	4	0	4	=	+1
7t)	Baltimore	4	1	5	2	3	5	=	0
7t)	Indianapolis	3	3	6	3	3	6	=	0
7t)	New England	4	3	7	4	3	7	=	0
10t)	Buffalo	2	4	6	6	1	7	=	-1
10t)	Houston	1	4	5	4	2	6	=	-1
12t)	Cincinnati	3	2	5	6	1	7	=	-2
12t)	Oakland	3	2	5	7	0	7	=	-2
12t)	Pittsburgh	4	3	7	5	4	9	=	-2
15)	Denver	2	1	3	6	0	6	=	-3
16)	Jacksonville	1	2	3	3	4	7	=	-4
Totals		59	40	99	64	33	97	=	+2

NFC / TAKEAWAYS, GIVEAWAYS

Rank	Team	TAKEAWAYS			GIVEAWAYS			Net	
		Int	Fum	Total	Int	Fum	Total	Diff	
1)	Chicago	8	3	11	3	2	5	=	+6
2t)	Carolina	5	1	6	1	1	2	=	+4
2t)	Los Angeles Rams	4	3	7	2	1	3	=	+4
2t)	Seattle	7	2	9	3	2	5	=	+4
5t)	Atlanta	3	1	4	2	0	2	=	+2
5t)	Washington	3	2	5	1	2	3	=	+2
7)	Green Bay	4	2	6	2	3	5	=	+1
8)	New Orleans	1	2	3	0	4	4	=	-1
9t)	Dallas	0	2	2	2	2	4	=	-2
9t)	Minnesota	3	1	4	2	4	6	=	-2
9t)	New York Giants	2	1	3	1	4	5	=	-2
12t)	Philadelphia	3	1	4	2	5	7	=	-3
12t)	San Francisco	1	2	3	5	1	6	=	-3
14t)	Arizona	2	2	4	5	3	8	=	-4
14t)	Detroit	2	1	3	6	1	7	=	-4
14t)	Tampa Bay	1	4	5	7	2	9	=	-4
Totals		49	30	79	44	37	81	=	-2

NFL / TAKEAWAYS, GIVEAWAYS

Rank	Team	TAKEAWAYS			GIVEAWAYS			Net	
		Int	Fum	Total	Int	Fum	Total	Diff	
1)	Cleveland	7	6	13	4	2	6	=	+7
2)	Chicago	8	3	11	3	2	5	=	+6
3t)	Miami	9	1	10	3	3	6	=	+4
3t)	Carolina	5	1	6	1	1	2	=	+4
3t)	Los Angeles Rams	4	3	7	2	1	3	=	+4
3t)	Seattle	7	2	9	3	2	5	=	+4
7t)	Kansas City	2	1	3	0	1	1	=	+2
7t)	New York Jets	6	4	10	5	3	8	=	+2
7t)	Atlanta	3	1	4	2	0	2	=	+2
7t)	Washington	3	2	5	1	2	3	=	+2
11t)	Los Angeles Chargers	5	1	6	2	3	5	=	+1
11t)	Tennessee	3	2	5	4	0	4	=	+1
11t)	Green Bay	4	2	6	2	3	5	=	+1
14t)	Baltimore	4	1	5	2	3	5	=	0
14t)	Indianapolis	3	3	6	3	3	6	=	0
14t)	New England	4	3	7	4	3	7	=	0
17t)	Buffalo	2	4	6	6	1	7	=	-1
17t)	Houston	1	4	5	4	2	6	=	-1
17t)	New Orleans	1	2	3	0	4	4	=	-1
20t)	Cincinnati	3	2	5	6	1	7	=	-2
20t)	Oakland	3	2	5	7	0	7	=	-2
20t)	Pittsburgh	4	3	7	5	4	9	=	-2
20t)	Dallas	0	2	2	2	2	4	=	-2
20t)	Minnesota	3	1	4	2	4	6	=	-2
20t)	New York Giants	2	1	3	1	4	5	=	-2
26t)	Denver	2	1	3	6	0	6	=	-3
26t)	Philadelphia	3	1	4	2	5	7	=	-3
26t)	San Francisco	1	2	3	5	1	6	=	-3
29t)	Jacksonville	1	2	3	3	4	7	=	-4
29t)	Arizona	2	2	4	5	3	8	=	-4
29t)	Detroit	2	1	3	6	1	7	=	-4
29t)	Tampa Bay	1	4	5	7	2	9	=	-4
Totals		108	70	178	108	70	178	=	0

WEEK 4 / THROUGH MONDAY, OCTOBER 1, 2018**AFC / TEAM/OFFENSE INSIDE THE 20**

Rank	Team	Poss	Pts	TD	TD%	FG	Score	Score%
1)	Cincinnati	13	82	11	84.6	2	13	100.0
2)	Kansas City	17	107	14	82.4	3	17	100.0
3)	Pittsburgh	9	52	7	77.8	1	8	88.9
4)	Baltimore	17	95	13	76.5	2	15	88.2
5)	New England	12	68	8	66.7	4	12	100.0
6)	Cleveland	11	59	7	63.6	3	10	90.9
7t)	Indianapolis	15	75	9	60.0	4	13	86.7
7t)	Los Angeles Chargers	15	73	9	60.0	4	13	86.7
9)	Buffalo	7	37	4	57.1	3	7	100.0
10)	Denver	11	48	6	54.5	2	8	72.7
11t)	Jacksonville	8	39	4	50.0	4	8	100.0
11t)	Miami	10	40	5	50.0	2	7	70.0
11t)	Oakland	16	71	8	50.0	5	13	81.3
11t)	Tennessee	10	46	5	50.0	4	9	90.0
15)	Houston	16	69	7	43.8	7	14	87.5
16)	New York Jets	11	39	4	36.4	4	8	72.7

AFC / OPPONENTS/DEFENSE INSIDE THE 20

Rank	Team	Poss	Pts	TD	TD%	FG	Score	Score%
1)	Tennessee	10	32	2	20.0	6	8	80.0
2)	Jacksonville	8	31	2	25.0	6	8	100.0
3)	Baltimore	9	37	4	44.4	3	7	77.8
4)	New York Jets	11	46	5	45.5	4	9	81.8
5t)	Miami	13	48	6	46.2	2	8	61.5
5t)	New England	13	60	6	46.2	6	12	92.3
7)	Oakland	14	68	7	50.0	6	13	92.9
8)	Pittsburgh	17	75	9	52.9	4	13	76.5
9)	Indianapolis	13	67	7	53.8	6	13	100.0
10)	Cleveland	17	84	10	58.8	4	14	82.4
11)	Los Angeles Chargers	13	65	8	61.5	3	11	84.6
12)	Denver	12	67	8	66.7	4	12	100.0
13)	Cincinnati	14	78	10	71.4	3	13	92.9
14)	Houston	14	86	11	78.6	3	14	100.0
15)	Kansas City	12	76	10	83.3	2	12	100.0
16)	Buffalo	14	87	12	85.7	2	14	100.0

WEEK 4 / THROUGH MONDAY, OCTOBER 1, 2018**NFC / TEAM/OFFENSE INSIDE THE 20**

Rank	Team	Poss	Pts	TD	TD%	FG	Score	Score%
1)	Seattle	8	48	6	75.0	2	8	100.0
2)	Carolina	10	51	7	70.0	1	8	80.0
3)	Atlanta	18	94	12	66.7	3	15	83.3
4)	New Orleans	21	114	13	61.9	7	20	95.2
5t)	Arizona	5	23	3	60.0	1	4	80.0
5t)	Minnesota	10	47	6	60.0	2	8	80.0
7)	Los Angeles Rams	19	95	11	57.9	5	16	84.2
8t)	Chicago	14	71	8	57.1	5	13	92.9
8t)	Philadelphia	14	75	8	57.1	6	14	100.0
10t)	New York Giants	11	58	6	54.5	5	11	100.0
10t)	Washington	11	54	6	54.5	4	10	90.9
12)	Tampa Bay	14	64	7	50.0	5	12	85.7
13)	Green Bay	12	52	5	41.7	6	11	91.7
14)	Dallas	10	44	4	40.0	5	9	90.0
15)	San Francisco	16	66	6	37.5	8	14	87.5
16)	Detroit	12	49	4	33.3	7	11	91.7

NFC / OPPONENTS/DEFENSE INSIDE THE 20

Rank	Team	Poss	Pts	TD	TD%	FG	Score	Score%
1)	Detroit	14	59	5	35.7	8	13	92.9
2t)	Minnesota	16	66	6	37.5	8	14	87.5
2t)	New York Giants	16	68	6	37.5	9	15	93.8
4)	Philadelphia	16	62	7	43.8	5	12	75.0
5t)	Green Bay	12	54	6	50.0	4	10	83.3
5t)	Los Angeles Rams	10	47	5	50.0	4	9	90.0
7)	Dallas	11	50	6	54.5	3	9	81.8
8)	Chicago	7	31	4	57.1	1	5	71.4
9)	San Francisco	17	83	10	58.8	5	15	88.2
10t)	Arizona	15	78	9	60.0	4	13	86.7
10t)	Seattle	10	51	6	60.0	3	9	90.0
12)	Washington	7	37	5	71.4	1	6	85.7
13)	New Orleans	12	74	9	75.0	3	12	100.0
14)	Atlanta	16	99	13	81.3	3	16	100.0
15)	Tampa Bay	13	89	12	92.3	1	13	100.0
16)	Carolina	7	50	7	100.0	0	7	100.0

WEEK 4 / THROUGH MONDAY, OCTOBER 1, 2018**NFL / TEAM/OFFENSE INSIDE THE 20**

Rank	Team	Poss	Pts	TD	TD%	FG	Score	Score%
1)	Cincinnati	13	82	11	84.6	2	13	100.0
2)	Kansas City	17	107	14	82.4	3	17	100.0
3)	Pittsburgh	9	52	7	77.8	1	8	88.9
4)	Baltimore	17	95	13	76.5	2	15	88.2
5)	Seattle	8	48	6	75.0	2	8	100.0
6)	Carolina	10	51	7	70.0	1	8	80.0
7t)	Atlanta	18	94	12	66.7	3	15	83.3
7t)	New England	12	68	8	66.7	4	12	100.0
9)	Cleveland	11	59	7	63.6	3	10	90.9
10)	New Orleans	21	114	13	61.9	7	20	95.2
11t)	Arizona	5	23	3	60.0	1	4	80.0
11t)	Indianapolis	15	75	9	60.0	4	13	86.7
11t)	Los Angeles Chargers	15	73	9	60.0	4	13	86.7
11t)	Minnesota	10	47	6	60.0	2	8	80.0
15)	Los Angeles Rams	19	95	11	57.9	5	16	84.2
16t)	Buffalo	7	37	4	57.1	3	7	100.0
16t)	Chicago	14	71	8	57.1	5	13	92.9
16t)	Philadelphia	14	75	8	57.1	6	14	100.0
19t)	Denver	11	48	6	54.5	2	8	72.7
19t)	New York Giants	11	58	6	54.5	5	11	100.0
19t)	Washington	11	54	6	54.5	4	10	90.9
22t)	Jacksonville	8	39	4	50.0	4	8	100.0
22t)	Miami	10	40	5	50.0	2	7	70.0
22t)	Oakland	16	71	8	50.0	5	13	81.3
22t)	Tampa Bay	14	64	7	50.0	5	12	85.7
22t)	Tennessee	10	46	5	50.0	4	9	90.0
27)	Houston	16	69	7	43.8	7	14	87.5
28)	Green Bay	12	52	5	41.7	6	11	91.7
29)	Dallas	10	44	4	40.0	5	9	90.0
30)	San Francisco	16	66	6	37.5	8	14	87.5
31)	New York Jets	11	39	4	36.4	4	8	72.7
32)	Detroit	12	49	4	33.3	7	11	91.7

NFL / OPPONENTS/DEFENSE INSIDE THE 20

Rank	Team	Poss	Pts	TD	TD%	FG	Score	Score%
1)	Tennessee	10	32	2	20.0	6	8	80.0
2)	Jacksonville	8	31	2	25.0	6	8	100.0
3)	Detroit	14	59	5	35.7	8	13	92.9
4t)	Minnesota	16	66	6	37.5	8	14	87.5
4t)	New York Giants	16	68	6	37.5	9	15	93.8
6)	Philadelphia	16	62	7	43.8	5	12	75.0
7)	Baltimore	9	37	4	44.4	3	7	77.8
8)	New York Jets	11	46	5	45.5	4	9	81.8
9t)	Miami	13	48	6	46.2	2	8	61.5
9t)	New England	13	60	6	46.2	6	12	92.3
11t)	Green Bay	12	54	6	50.0	4	10	83.3
11t)	Los Angeles Rams	10	47	5	50.0	4	9	90.0
11t)	Oakland	14	68	7	50.0	6	13	92.9
14)	Pittsburgh	17	75	9	52.9	4	13	76.5
15)	Indianapolis	13	67	7	53.8	6	13	100.0
16)	Dallas	11	50	6	54.5	3	9	81.8
17)	Chicago	7	31	4	57.1	1	5	71.4
18t)	Cleveland	17	84	10	58.8	4	14	82.4
18t)	San Francisco	17	83	10	58.8	5	15	88.2
20t)	Arizona	15	78	9	60.0	4	13	86.7
20t)	Seattle	10	51	6	60.0	3	9	90.0
22)	Los Angeles Chargers	13	65	8	61.5	3	11	84.6
23)	Denver	12	67	8	66.7	4	12	100.0
24t)	Cincinnati	14	78	10	71.4	3	13	92.9
24t)	Washington	7	37	5	71.4	1	6	85.7
26)	New Orleans	12	74	9	75.0	3	12	100.0
27)	Houston	14	86	11	78.6	3	14	100.0
28)	Atlanta	16	99	13	81.3	3	16	100.0
29)	Kansas City	12	76	10	83.3	2	12	100.0
30)	Buffalo	14	87	12	85.7	2	14	100.0
31)	Tampa Bay	13	89	12	92.3	1	13	100.0
32)	Carolina	7	50	7	100.0	0	7	100.0

WEEK 4 / THROUGH MONDAY, OCTOBER 1, 2018**AFC / OFFENSE/TEAMS: FIRST DOWNS, THIRD DOWNS, FOURTH DOWNS**

Rank	Team	FIRST DOWNS				THIRD DOWNS			FOURTH DOWNS		
		Total	Rush	Pass	Pen	Made	Att	Pct	Made	Att	Pct
1t)	Baltimore	98	27	63	8	29	63	46.0	3	5	60.0
1t)	Cincinnati	98	23	63	12	20	43	46.5	2	2	100.0
3)	Kansas City	96	28	55	13	20	41	48.8	3	3	100.0
4)	Pittsburgh	94	13	70	11	15	49	30.6	2	3	66.7
5t)	Houston	93	24	62	7	20	50	40.0	3	4	75.0
5t)	Oakland	93	21	64	8	20	50	40.0	0	3	0.0
7)	Los Angeles Chargers	91	25	62	4	17	47	36.2	3	4	75.0
8)	Denver	84	36	42	6	20	53	37.7	3	5	60.0
9)	Indianapolis	83	15	59	9	32	62	51.6	1	3	33.3
10t)	Cleveland	79	29	39	11	21	63	33.3	2	4	50.0
10t)	Jacksonville	79	20	57	2	25	56	44.6	1	2	50.0
10t)	New England	79	27	45	7	20	50	40.0	1	2	50.0
13)	Tennessee	71	21	42	8	21	60	35.0	5	7	71.4
14)	New York Jets	63	17	42	4	18	52	34.6	3	5	60.0
15)	Miami	60	16	37	7	13	42	31.0	1	2	50.0
16)	Buffalo	54	17	27	10	14	58	24.1	1	2	50.0
Totals		1315	359	829	127	325	839	38.7	34	56	60.7

AFC / DEFENSE/OPPONENTS: FIRST DOWNS, THIRD DOWNS, FOURTH DOWNS

Rank	Team	FIRST DOWNS				THIRD DOWNS			FOURTH DOWNS		
		Total	Rush	Pass	Pen	Made	Att	Pct	Made	Att	Pct
1)	Jacksonville	58	17	32	9	16	53	30.2	0	3	0.0
2)	Baltimore	66	18	39	9	15	54	27.8	0	3	0.0
3t)	Denver	76	17	52	7	20	53	37.7	2	3	66.7
3t)	Tennessee	76	25	46	5	17	50	34.0	0	2	0.0
5)	Oakland	77	26	46	5	19	50	38.0	2	2	100.0
6)	New York Jets	81	22	50	9	22	59	37.3	1	3	33.3
7t)	Cleveland	84	22	57	5	21	58	36.2	1	2	50.0
7t)	New England	84	24	54	6	22	50	44.0	1	2	50.0
9)	Houston	87	19	62	6	26	59	44.1	3	4	75.0
10)	Buffalo	90	26	58	6	25	56	44.6	0	2	0.0
11t)	Los Angeles Chargers	91	29	51	11	22	47	46.8	0	0	---
11t)	Miami	91	22	60	9	26	52	50.0	0	3	0.0
13)	Indianapolis	95	25	62	8	23	53	43.4	2	3	66.7
14)	Pittsburgh	98	22	62	14	18	49	36.7	2	3	66.7
15)	Cincinnati	100	24	67	9	35	61	57.4	2	6	33.3
16)	Kansas City	113	30	70	13	10	42	23.8	7	8	87.5
Totals		1367	368	868	131	337	846	39.8	23	49	46.9

WEEK 4 / THROUGH MONDAY, OCTOBER 1, 2018**NFC / OFFENSE/TEAMS: FIRST DOWNS, THIRD DOWNS, FOURTH DOWNS**

Rank	Team	FIRST DOWNS				THIRD DOWNS			FOURTH DOWNS		
		Total	Rush	Pass	Pen	Made	Att	Pct	Made	Att	Pct
1)	Los Angeles Rams	105	32	64	9	21	43	48.8	1	4	25.0
2)	New Orleans	101	30	61	10	19	48	39.6	3	3	100.0
3t)	Carolina	70	26	39	5	15	36	41.7	1	2	50.0
3t)	Washington	70	23	36	11	16	39	41.0	2	3	66.7
5)	Philadelphia	93	31	50	12	24	60	40.0	3	5	60.0
6)	San Francisco	91	28	48	15	15	45	33.3	2	2	100.0
7)	Minnesota	89	10	74	5	27	61	44.3	2	4	50.0
8t)	Atlanta	88	19	60	9	25	52	48.1	0	2	0.0
8t)	Detroit	88	19	62	7	23	54	42.6	0	3	0.0
8t)	Tampa Bay	88	11	68	9	18	44	40.9	3	3	100.0
11)	Chicago	87	31	45	11	21	51	41.2	2	4	50.0
12)	Green Bay	81	27	48	6	26	59	44.1	0	4	0.0
13)	Dallas	76	30	36	10	13	46	28.3	3	5	60.0
14)	New York Giants	75	16	53	6	24	53	45.3	2	4	50.0
15)	Seattle	67	24	36	7	14	51	27.5	1	2	50.0
16)	Arizona	50	17	27	6	12	42	28.6	1	3	33.3
Totals		1319	374	807	138	313	784	39.9	26	53	49.1

NFC / DEFENSE/OPPONENTS: FIRST DOWNS, THIRD DOWNS, FOURTH DOWNS

Rank	Team	FIRST DOWNS				THIRD DOWNS			FOURTH DOWNS		
		Total	Rush	Pass	Pen	Made	Att	Pct	Made	Att	Pct
1)	Chicago	62	14	44	4	16	48	33.3	2	4	50.0
2)	Los Angeles Rams	66	18	46	2	23	52	44.2	4	5	80.0
3)	Washington	50	19	27	4	16	38	42.1	0	3	0.0
4)	Philadelphia	70	11	51	8	15	53	28.3	4	6	66.7
5t)	Dallas	73	25	44	4	25	56	44.6	2	2	100.0
5t)	Green Bay	73	21	41	11	22	58	37.9	0	2	0.0
7t)	Detroit	79	30	39	10	16	46	34.8	3	5	60.0
7t)	New York Giants	79	25	49	5	17	48	35.4	4	4	100.0
9)	Seattle	80	28	43	9	17	49	34.7	2	3	66.7
10)	Minnesota	85	26	46	13	14	45	31.1	1	2	50.0
11)	Carolina	65	20	40	5	12	32	37.5	0	1	0.0
12)	New Orleans	88	13	64	11	21	46	45.7	1	2	50.0
13)	Arizona	94	36	44	14	19	52	36.5	4	7	57.1
14)	San Francisco	96	23	61	12	25	58	43.1	2	4	50.0
15)	Tampa Bay	100	26	64	10	16	43	37.2	4	6	66.7
16)	Atlanta	107	30	65	12	27	53	50.9	4	4	100.0
Totals		1267	365	768	134	301	777	38.7	37	60	61.7

WEEK 4 / THROUGH MONDAY, OCTOBER 1, 2018

NFL / OFFENSE/TEAMS: FIRST DOWNS, THIRD DOWNS, FOURTH DOWNS

Rank	Team	FIRST DOWNS				THIRD DOWNS			FOURTH DOWNS		
		Total	Rush	Pass	Pen	Made	Att	Pct	Made	Att	Pct
1)	Los Angeles Rams	105	32	64	9	21	43	48.8	1	4	25.0
2)	New Orleans	101	30	61	10	19	48	39.6	3	3	100.0
3t)	Baltimore	98	27	63	8	29	63	46.0	3	5	60.0
3t)	Cincinnati	98	23	63	12	20	43	46.5	2	2	100.0
5)	Kansas City	96	28	55	13	20	41	48.8	3	3	100.0
6)	Pittsburgh	94	13	70	11	15	49	30.6	2	3	66.7
7t)	Carolina	70	26	39	5	15	36	41.7	1	2	50.0
7t)	Washington	70	23	36	11	16	39	41.0	2	3	66.7
9t)	Houston	93	24	62	7	20	50	40.0	3	4	75.0
9t)	Oakland	93	21	64	8	20	50	40.0	0	3	0.0
9t)	Philadelphia	93	31	50	12	24	60	40.0	3	5	60.0
12t)	Los Angeles Chargers	91	25	62	4	17	47	36.2	3	4	75.0
12t)	San Francisco	91	28	48	15	15	45	33.3	2	2	100.0
14)	Minnesota	89	10	74	5	27	61	44.3	2	4	50.0
15t)	Atlanta	88	19	60	9	25	52	48.1	0	2	0.0
15t)	Detroit	88	19	62	7	23	54	42.6	0	3	0.0
15t)	Tampa Bay	88	11	68	9	18	44	40.9	3	3	100.0
18)	Chicago	87	31	45	11	21	51	41.2	2	4	50.0
19)	Denver	84	36	42	6	20	53	37.7	3	5	60.0
20)	Indianapolis	83	15	59	9	32	62	51.6	1	3	33.3
21)	Green Bay	81	27	48	6	26	59	44.1	0	4	0.0
22t)	Cleveland	79	29	39	11	21	63	33.3	2	4	50.0
22t)	Jacksonville	79	20	57	2	25	56	44.6	1	2	50.0
22t)	New England	79	27	45	7	20	50	40.0	1	2	50.0
25)	Dallas	76	30	36	10	13	46	28.3	3	5	60.0
26)	New York Giants	75	16	53	6	24	53	45.3	2	4	50.0
27)	Tennessee	71	21	42	8	21	60	35.0	5	7	71.4
28)	Seattle	67	24	36	7	14	51	27.5	1	2	50.0
29)	New York Jets	63	17	42	4	18	52	34.6	3	5	60.0
30)	Miami	60	16	37	7	13	42	31.0	1	2	50.0
31)	Buffalo	54	17	27	10	14	58	24.1	1	2	50.0
32)	Arizona	50	17	27	6	12	42	28.6	1	3	33.3
Totals		2634	733	1636	265	638	1623	39.3	60	109	55.0

NFL / DEFENSE/OPPONENTS: FIRST DOWNS, THIRD DOWNS, FOURTH DOWNS

Rank	Team	FIRST DOWNS				THIRD DOWNS			FOURTH DOWNS		
		Total	Rush	Pass	Pen	Made	Att	Pct	Made	Att	Pct
1)	Jacksonville	58	17	32	9	16	53	30.2	0	3	0.0
2)	Chicago	62	14	44	4	16	48	33.3	2	4	50.0
3t)	Baltimore	66	18	39	9	15	54	27.8	0	3	0.0
3t)	Los Angeles Rams	66	18	46	2	23	52	44.2	4	5	80.0
5)	Washington	50	19	27	4	16	38	42.1	0	3	0.0
6)	Philadelphia	70	11	51	8	15	53	28.3	4	6	66.7
7t)	Dallas	73	25	44	4	25	56	44.6	2	2	100.0
7t)	Green Bay	73	21	41	11	22	58	37.9	0	2	0.0
9t)	Denver	76	17	52	7	20	53	37.7	2	3	66.7
9t)	Tennessee	76	25	46	5	17	50	34.0	0	2	0.0
11)	Oakland	77	26	46	5	19	50	38.0	2	2	100.0
12t)	Detroit	79	30	39	10	16	46	34.8	3	5	60.0
12t)	New York Giants	79	25	49	5	17	48	35.4	4	4	100.0
14)	Seattle	80	28	43	9	17	49	34.7	2	3	66.7
15)	New York Jets	81	22	50	9	22	59	37.3	1	3	33.3
16t)	Cleveland	84	22	57	5	21	58	36.2	1	2	50.0
16t)	New England	84	24	54	6	22	50	44.0	1	2	50.0
18)	Minnesota	85	26	46	13	14	45	31.1	1	2	50.0
19)	Carolina	65	20	40	5	12	32	37.5	0	1	0.0
20)	Houston	87	19	62	6	26	59	44.1	3	4	75.0
21)	New Orleans	88	13	64	11	21	46	45.7	1	2	50.0
22)	Buffalo	90	26	58	6	25	56	44.6	0	2	0.0
23t)	Los Angeles Chargers	91	29	51	11	22	47	46.8	0	0	---
23t)	Miami	91	22	60	9	26	52	50.0	0	3	0.0
25)	Arizona	94	36	44	14	19	52	36.5	4	7	57.1
26)	Indianapolis	95	25	62	8	23	53	43.4	2	3	66.7
27)	San Francisco	96	23	61	12	25	58	43.1	2	4	50.0
28)	Pittsburgh	98	22	62	14	18	49	36.7	2	3	66.7
29t)	Cincinnati	100	24	67	9	35	61	57.4	2	6	33.3
29t)	Tampa Bay	100	26	64	10	16	43	37.2	4	6	66.7
31)	Atlanta	107	30	65	12	27	53	50.9	4	4	100.0
32)	Kansas City	113	30	70	13	10	42	23.8	7	8	87.5
Totals		2634	733	1636	265	638	1623	39.3	60	109	55.0

WEEK 4 / THROUGH MONDAY, OCTOBER 1, 2018**AFC / FIRST-DOWN PLAYS BY TEAMS**

Rank	Team	Yds/Play	Plays	Yards
1)	Los Angeles Chargers	6.91	119	822
2)	Miami	6.85	95	651
3)	Denver	6.82	116	791
4)	Kansas City	6.54	119	778
5)	Cincinnati	6.10	120	732
6)	Jacksonville	5.38	116	624
7)	Baltimore	5.35	133	712
8)	Oakland	5.35	132	706
9)	Pittsburgh	5.32	133	708
10)	Houston	5.11	130	664
11)	Tennessee	4.99	105	524
12)	Cleveland	4.74	128	607
13)	New England	4.65	113	525
14)	New York Jets	4.61	103	475
15)	Indianapolis	4.38	117	512
16)	Buffalo	2.99	98	293
	TOTAL	5.39	1877	10124

AFC / FIRST-DOWN PLAYS BY OPPONENTS

Rank	Team	Yds/Play	Plays	Yards
1)	Jacksonville	4.20	97	407
2)	Miami	4.43	127	563
3)	Baltimore	4.65	107	498
4)	Houston	4.91	120	589
5)	New York Jets	4.94	123	608
6)	Cleveland	4.99	138	688
7)	Indianapolis	5.03	129	649
8)	New England	5.21	118	615
9)	Cincinnati	5.63	125	704
10)	Tennessee	5.68	114	647
11)	Denver	5.71	112	639
12)	Buffalo	5.82	125	727
13)	Los Angeles Chargers	6.08	119	723
14)	Pittsburgh	6.20	137	850
15)	Oakland	6.61	109	720
16)	Kansas City	7.55	135	1019
	TOTAL	5.50	1935	10646

WEEK 4 / THROUGH MONDAY, OCTOBER 1, 2018**NFC / FIRST-DOWN PLAYS BY TEAMS**

Rank	Team	Yds/Play	Plays	Yards
1)	Los Angeles Rams	7.83	127	995
2)	New Orleans	7.77	130	1010
3)	San Francisco	7.37	121	892
4)	Tampa Bay	7.13	119	849
5)	Atlanta	6.84	115	787
6)	Carolina	6.56	94	617
7)	Dallas	6.13	108	662
8)	Minnesota	5.91	123	727
9)	Washington	5.48	94	515
10)	Chicago	5.40	116	626
11)	Detroit	5.32	119	633
12)	Green Bay	5.29	119	630
13)	Philadelphia	4.78	129	617
14)	Seattle	4.68	107	501
15)	New York Giants	4.06	107	434
16)	Arizona	3.51	84	295
	TOTAL	5.95	1812	10790

NFC / FIRST-DOWN PLAYS BY OPPONENTS

Rank	Team	Yds/Play	Plays	Yards
1)	Dallas	3.63	105	381
2)	Chicago	3.79	98	371
3)	Washington	4.84	77	373
4)	Seattle	4.95	116	574
5)	Green Bay	5.47	106	580
6)	San Francisco	5.57	127	708
7)	Arizona	5.60	123	689
8)	Carolina	5.83	87	507
9)	Minnesota	5.92	119	705
10)	Philadelphia	6.08	106	645
11)	Los Angeles Rams	6.12	98	600
12)	Atlanta	6.74	132	890
13)	Tampa Bay	6.87	124	852
14)	Detroit	6.97	108	753
15)	New Orleans	7.03	115	809
16)	New York Giants	7.35	113	831
	TOTAL	5.85	1754	10268

WEEK 4 / THROUGH MONDAY, OCTOBER 1, 2018**NFL / FIRST-DOWN PLAYS BY TEAMS**

Rank	Team	Yds/Play	Plays	Yards
1)	Los Angeles Rams	7.83	127	995
2)	New Orleans	7.77	130	1010
3)	San Francisco	7.37	121	892
4)	Tampa Bay	7.13	119	849
5)	Los Angeles Chargers	6.91	119	822
6)	Miami	6.85	95	651
7)	Atlanta	6.84	115	787
8)	Denver	6.82	116	791
9)	Carolina	6.56	94	617
10)	Kansas City	6.54	119	778
11)	Dallas	6.13	108	662
12)	Cincinnati	6.10	120	732
13)	Minnesota	5.91	123	727
14)	Washington	5.48	94	515
15)	Chicago	5.40	116	626
16)	Jacksonville	5.38	116	624
17)	Baltimore	5.35	133	712
18)	Oakland	5.35	132	706
19)	Pittsburgh	5.32	133	708
20)	Detroit	5.32	119	633
21)	Green Bay	5.29	119	630
22)	Houston	5.11	130	664
23)	Tennessee	4.99	105	524
24)	Philadelphia	4.78	129	617
25)	Cleveland	4.74	128	607
26)	Seattle	4.68	107	501
27)	New England	4.65	113	525
28)	New York Jets	4.61	103	475
29)	Indianapolis	4.38	117	512
30)	New York Giants	4.06	107	434
31)	Arizona	3.51	84	295
32)	Buffalo	2.99	98	293
TOTAL		5.67	3689	20914

NFL / FIRST-DOWN PLAYS BY OPPONENTS

Rank	Team	Yds/Play	Plays	Yards
1)	Dallas	3.63	105	381
2)	Chicago	3.79	98	371
3)	Jacksonville	4.20	97	407
4)	Miami	4.43	127	563
5)	Baltimore	4.65	107	498
6)	Washington	4.84	77	373
7)	Houston	4.91	120	589
8)	New York Jets	4.94	123	608
9)	Seattle	4.95	116	574
10)	Cleveland	4.99	138	688
11)	Indianapolis	5.03	129	649
12)	New England	5.21	118	615
13)	Green Bay	5.47	106	580
14)	San Francisco	5.57	127	708
15)	Arizona	5.60	123	689
16)	Cincinnati	5.63	125	704
17)	Tennessee	5.68	114	647
18)	Denver	5.71	112	639
19)	Buffalo	5.82	125	727
20)	Carolina	5.83	87	507
21)	Minnesota	5.92	119	705
22)	Los Angeles Chargers	6.08	119	723
23)	Philadelphia	6.08	106	645
24)	Los Angeles Rams	6.12	98	600
25)	Pittsburgh	6.20	137	850
26)	Oakland	6.61	109	720
27)	Atlanta	6.74	132	890
28)	Tampa Bay	6.87	124	852
29)	Detroit	6.97	108	753
30)	New Orleans	7.03	115	809
31)	New York Giants	7.35	113	831
32)	Kansas City	7.55	135	1019
TOTAL		5.67	3689	20914

WEEK 4 / THROUGH MONDAY, OCTOBER 1, 2018**AFC / KICKOFFS (Receiving Team)**

Rank	Team	TotKO	AdjKO	TB	TB%	EZ	EZ%	OB	I20	Avg.Start
1)	Miami	21	19	10	52.6	17	81.0	0	0	29.9
2)	Tennessee	18	18	16	88.9	16	88.9	0	0	29.7
3)	Buffalo	22	21	12	57.1	17	77.3	1	2	26.8
4)	Cincinnati	24	22	17	77.3	19	79.2	0	0	26.5
5)	Houston	24	23	13	56.5	17	70.8	0	0	26.3
6)	Baltimore	16	16	8	50.0	14	87.5	0	2	25.3
7)	Denver	21	21	17	81.0	19	90.5	0	0	25.1
8)	Kansas City	22	22	19	86.4	21	95.5	0	0	24.8
9)	Los Angeles Char	24	23	19	82.6	21	87.5	1	2	24.7
10)	New England	20	20	12	60.0	17	85.0	0	3	24.6
11)	Oakland	27	27	25	92.6	25	92.6	0	1	24.4
12)	Pittsburgh	25	25	13	52.0	18	72.0	0	4	24.3
13)	Indianapolis	24	24	17	70.8	20	83.3	0	2	24.0
14)	Jacksonville	19	18	11	61.1	13	68.4	0	3	23.7
15)	New York Jets	20	20	13	65.0	15	75.0	1	4	23.2
16)	Cleveland	22	22	10	45.5	15	68.2	0	5	22.1
Totals		349	341	232	68.0	284	83.3	3	28	25.2

AFC / KICKOFFS (Kicking Team)

Rank	Team	TotKO	AdjKO	TB	TB%	EZ	EZ%	OB	I20	Avg.Start
1)	Buffalo	14	13	8	61.5	13	92.9	0	3	21.1
2)	Pittsburgh	21	21	10	47.6	14	66.7	0	5	22.0
3)	Los Angeles Char	23	23	12	52.2	20	87.0	0	4	23.0
4)	Kansas City	28	28	19	67.9	24	85.7	0	5	23.1
5)	Jacksonville	21	21	15	71.4	18	85.7	0	4	23.2
6)	Houston	22	21	15	71.4	17	77.3	0	3	23.4
7)	Indianapolis	22	20	13	65.0	14	63.6	0	3	23.6
8)	Oakland	22	21	9	42.9	16	72.7	0	3	24.0
9)	Cincinnati	25	25	18	72.0	24	96.0	0	1	25.1
10)	New York Jets	22	22	18	81.8	19	86.4	0	0	25.4
11)	Denver	19	19	14	73.7	16	84.2	0	2	25.9
12)	Cleveland	23	23	17	73.9	20	87.0	1	1	26.1
13)	New England	21	21	11	52.4	16	76.2	0	3	26.1
14)	Baltimore	26	25	12	48.0	19	73.1	0	1	27.2
15)	Tennessee	20	19	16	84.2	18	90.0	0	0	28.8
16)	Miami	17	17	13	76.5	13	76.5	0	1	29.1
Totals		346	339	220	64.9	281	82.9	1	39	24.8

Note: Average team drive start DOES NOT include onside kicks or kickoffs at the end of a half unless either kickoff is returned for a touchdown. All other kickoffs (returned kickoffs, fair catches, touchback and kickoffs out of bounds) are included. Kickoffs resulting in the kicking team retaining possession are not included.

ADJ KO: Adjusted kickoffs are used to compute the Avg. Team Drive Start.

I20: The number of drives that start inside (not including) the 20 yd line.

WEEK 4 / THROUGH MONDAY, OCTOBER 1, 2018**NFC / KICKOFFS (Receiving Team)**

Rank	Team	TotKO	AdjKO	TB	TB%	EZ	EZ%	OB	I20	Avg.Start
1)	Detroit	25	25	19	76.0	23	92.0	0	0	25.7
2)	Green Bay	18	18	13	72.2	15	83.3	0	0	25.7
3)	Atlanta	24	24	15	62.5	23	95.8	0	3	25.4
4)	San Francisco	24	23	14	60.9	22	91.7	0	4	25.2
5)	Arizona	19	19	14	73.7	15	78.9	0	1	24.9
6)	Dallas	17	15	11	73.3	13	76.5	1	1	24.7
7)	Tampa Bay	25	25	16	64.0	17	68.0	0	2	24.7
8)	New Orleans	25	25	16	64.0	20	80.0	0	2	24.6
9)	Seattle	19	19	11	57.9	12	63.2	0	2	24.4
10)	Carolina	12	12	11	91.7	12	100.0	0	1	24.4
11)	Minnesota	26	26	20	76.9	25	96.2	0	3	24.3
12)	Philadelphia	20	20	16	80.0	18	90.0	0	3	23.6
13)	Chicago	14	13	10	76.9	12	85.7	0	2	23.5
14)	Los Angeles Rams	17	16	7	43.8	15	88.2	0	3	23.1
15)	New York Giants	23	22	13	59.1	19	82.6	0	4	22.2
16)	Washington	10	10	5	50.0	7	70.0	0	3	20.6
Totals		318	312	211	67.6	268	85.9	1	34	24.4

NFC / KICKOFFS (Kicking Team)

Rank	Team	TotKO	AdjKO	TB	TB%	EZ	EZ%	OB	I20	Avg.Start
1)	Arizona	10	10	4	40.0	6	60.0	0	1	22.1
2)	New York Giants	19	16	11	68.8	13	68.4	1	1	23.1
3)	New Orleans	28	28	17	60.7	25	89.3	0	3	24.0
4)	Philadelphia	18	18	15	83.3	15	83.3	0	2	24.6
5)	Dallas	17	17	11	64.7	15	88.2	0	1	24.6
6)	Green Bay	22	22	15	68.2	19	86.4	0	4	24.7
7)	Tampa Bay	23	23	18	78.3	21	91.3	0	1	24.8
8)	Carolina	15	15	13	86.7	15	100.0	0	1	24.9
8t)	Washington	15	15	13	86.7	14	93.3	0	0	24.9
10)	Atlanta	24	24	16	66.7	21	87.5	0	3	24.9
11)	Detroit	22	21	9	42.9	16	72.7	0	4	25.2
12)	Seattle	16	15	9	60.0	12	75.0	0	1	25.3
13)	Minnesota	19	17	14	82.4	16	84.2	1	0	25.4
14)	Chicago	24	24	20	83.3	21	87.5	0	0	25.4
15)	San Francisco	23	23	17	73.9	21	91.3	0	0	25.7
16)	Los Angeles Rams	26	26	21	80.8	21	80.8	1	1	25.9
Totals		321	314	223	71.0	271	86.3	3	23	24.8

Note: Average team drive start DOES NOT include onside kicks or kickoffs at the end of a half unless either kickoff is returned for a touchdown. All other kickoffs (returned kickoffs, fair catches, touchback and kickoffs out of bounds) are included. Kickoffs resulting in the kicking team retaining possession are not included.

ADJ KO: Adjusted kickoffs are used to compute the Avg. Team Drive Start.

I20: The number of drives that start inside (not including) the 20 yd line.

WEEK 4 / THROUGH MONDAY, OCTOBER 1, 2018

NFL / KICKOFFS (Receiving Team)

Rank	Team	TotKO	AdjKO	TB	TB%	EZ	EZ%	OB	I20	Avg.Start
1)	Miami	21	19	10	52.6	17	81.0	0	0	29.9
2)	Tennessee	18	18	16	88.9	16	88.9	0	0	29.7
3)	Buffalo	22	21	12	57.1	17	77.3	1	2	26.8
4)	Cincinnati	24	22	17	77.3	19	79.2	0	0	26.5
5)	Houston	24	23	13	56.5	17	70.8	0	0	26.3
6)	Detroit	25	25	19	76.0	23	92.0	0	0	25.7
7)	Green Bay	18	18	13	72.2	15	83.3	0	0	25.7
8)	Atlanta	24	24	15	62.5	23	95.8	0	3	25.4
9)	Baltimore	16	16	8	50.0	14	87.5	0	2	25.3
10)	San Francisco	24	23	14	60.9	22	91.7	0	4	25.2
11)	Denver	21	21	17	81.0	19	90.5	0	0	25.1
12)	Arizona	19	19	14	73.7	15	78.9	0	1	24.9
13)	Kansas City	22	22	19	86.4	21	95.5	0	0	24.8
14)	Dallas	17	15	11	73.3	13	76.5	1	1	24.7
15)	Tampa Bay	25	25	16	64.0	17	68.0	0	2	24.7
16)	Los Angeles Char	24	23	19	82.6	21	87.5	1	2	24.7
17)	New Orleans	25	25	16	64.0	20	80.0	0	2	24.6
18)	New England	20	20	12	60.0	17	85.0	0	3	24.6
19)	Oakland	27	27	25	92.6	25	92.6	0	1	24.4
20)	Seattle	19	19	11	57.9	12	63.2	0	2	24.4
21)	Carolina	12	12	11	91.7	12	100.0	0	1	24.4
22)	Minnesota	26	26	20	76.9	25	96.2	0	3	24.3
23)	Pittsburgh	25	25	13	52.0	18	72.0	0	4	24.3
24)	Indianapolis	24	24	17	70.8	20	83.3	0	2	24.0
25)	Jacksonville	19	18	11	61.1	13	68.4	0	3	23.7
26)	Philadelphia	20	20	16	80.0	18	90.0	0	3	23.6
27)	Chicago	14	13	10	76.9	12	85.7	0	2	23.5
28)	New York Jets	20	20	13	65.0	15	75.0	1	4	23.2
29)	Los Angeles Rams	17	16	7	43.8	15	88.2	0	3	23.1
30)	New York Giants	23	22	13	59.1	19	82.6	0	4	22.2
31)	Cleveland	22	22	10	45.5	15	68.2	0	5	22.1
32)	Washington	10	10	5	50.0	7	70.0	0	3	20.6
Totals		667	653	443	67.8	552	84.5	4	62	24.8

Note: Average opponent drive start DOES NOT include onside kicks or kickoffs at the end of a half unless either kickoff is returned for a touchdown. All other kickoffs (returned kickoffs, fair catches, touchback and kickoffs out of bounds) are included. Kickoffs resulting in the kicking team retaining possession are not included.

ADJ KO: Adjusted kickoffs are used to compute the Avg. Team Drive Start.

I20: The number of drives that start inside (not including) the 20 yd line.

WEEK 4 / THROUGH MONDAY, OCTOBER 1, 2018

NFL / KICKOFFS (Kicking Team)

Rank	Team	TotKO	AdjKO	TB	TB%	EZ	EZ%	OB	I20	Avg.Start
1)	Buffalo	14	13	8	61.5	13	92.9	0	3	21.1
2)	Pittsburgh	21	21	10	47.6	14	66.7	0	5	22.0
3)	Arizona	10	10	4	40.0	6	60.0	0	1	22.1
4)	Los Angeles Char	23	23	12	52.2	20	87.0	0	4	23.0
5)	New York Giants	19	16	11	68.8	13	68.4	1	1	23.1
6)	Kansas City	28	28	19	67.9	24	85.7	0	5	23.1
7)	Jacksonville	21	21	15	71.4	18	85.7	0	4	23.2
8)	Houston	22	21	15	71.4	17	77.3	0	3	23.4
9)	Indianapolis	22	20	13	65.0	14	63.6	0	3	23.6
10)	New Orleans	28	28	17	60.7	25	89.3	0	3	24.0
11)	Oakland	22	21	9	42.9	16	72.7	0	3	24.0
12)	Philadelphia	18	18	15	83.3	15	83.3	0	2	24.6
13)	Dallas	17	17	11	64.7	15	88.2	0	1	24.6
14)	Green Bay	22	22	15	68.2	19	86.4	0	4	24.7
15)	Tampa Bay	23	23	18	78.3	21	91.3	0	1	24.8
16)	Carolina	15	15	13	86.7	15	100.0	0	1	24.9
16t)	Washington	15	15	13	86.7	14	93.3	0	0	24.9
18)	Atlanta	24	24	16	66.7	21	87.5	0	3	24.9
19)	Cincinnati	25	25	18	72.0	24	96.0	0	1	25.1
20)	Detroit	22	21	9	42.9	16	72.7	0	4	25.2
21)	Seattle	16	15	9	60.0	12	75.0	0	1	25.3
22)	Minnesota	19	17	14	82.4	16	84.2	1	0	25.4
23)	New York Jets	22	22	18	81.8	19	86.4	0	0	25.4
24)	Chicago	24	24	20	83.3	21	87.5	0	0	25.4
25)	San Francisco	23	23	17	73.9	21	91.3	0	0	25.7
26)	Los Angeles Rams	26	26	21	80.8	21	80.8	1	1	25.9
27)	Denver	19	19	14	73.7	16	84.2	0	2	25.9
28)	Cleveland	23	23	17	73.9	20	87.0	1	1	26.1
29)	New England	21	21	11	52.4	16	76.2	0	3	26.1
30)	Baltimore	26	25	12	48.0	19	73.1	0	1	27.2
31)	Tennessee	20	19	16	84.2	18	90.0	0	0	28.8
32)	Miami	17	17	13	76.5	13	76.5	0	1	29.1
Totals		667	653	443	67.8	552	84.5	4	62	24.8

Note: Average team drive start DOES NOT include onside kicks or kickoffs at the end of a half unless either kickoff is returned for a touchdown. All other kickoffs (returned kickoffs, fair catches, touchback and kickoffs out of bounds) are included. Kickoffs resulting in the kicking team retaining possession are not included.

ADJ KO: Adjusted kickoffs are used to compute the Avg. Team Drive Start.

I20: The number of drives that start inside (not including) the 20 yd line.

WEEK 4 / THROUGH MONDAY, OCTOBER 1, 2018

AFC / SINGLE-GAME HIGHS / PLAYERS

Most Points-- 18, (3 times in Non-Overtime Games)
Passing Yards-- 464, Luck, Ind. vs. Hou., 9/30 (OT), (40-62, 464, 4 td, 0 int)
Passing Yards-- 452, Roethlisberger, Pitt. vs. K.C., 9/16, (39-60, 452, 3 td, 0 int)
Longest Pass-- 75, Tannehill, Miami vs. Tenn., 9/9, (to Stills, Kenny, td)
Longest Pass-- 75, Roethlisberger, Pitt. at T.B., 9/24, (to McDonald, Vance, td)
Passing Touchdowns-- 6, Mahomes, K.C. at Pitt., 9/16, (23-28, 326, 6 td, 0 int)
Rushing Yards-- 135, Conner, Pitt. at Clev., 9/9 (OT), (31-135, 2 td)
Rushing Yards-- 121, Hunt, K.C. at Denv., 10/1, (19-121, 1 td)
Rushing Attempts-- 31, Conner, Pitt. at Clev., 9/9 (OT), (31-135, 2 td)
Rushing Attempts-- 25, Michel, N.E. vs. Miami, 9/30, (25-112, 1 td)
Longest Rush-- 63, Chubb, Clev. at Oak., 9/30 (OT), td
Longest Rush-- 62, Crowell, NY-J at Det., 9/10, td
Receptions-- 13, Smith-Schuster, Pitt. vs. K.C., 9/16, (13-121, 1 td)
Receiving Yards-- 180, Cook, Oak. vs. LA-R, 9/10, (9-180, 0 td)
Kickoff Return Yards-- 165, M. Murphy, Buff. at Balt., 9/9, (5-165, 0 td)
Kickoff Returns-- 5, M. Murphy, Buff. at Balt., 9/9, (5-165, 0 td)
Kickoff Returns-- 5, Ervin, Hou. at N.E., 9/9, (5-156, 0 td)
Longest Kickoff Return-- 102, Grant, Miami vs. Tenn., 9/9, td
Punt Return Yards-- 137, A. Roberts, NY-J at Det., 9/10, (3-137, 0 fc, 1 td)
Punt Returns-- 6, Grant, Balt. vs. Buff., 9/9, (6-54, 1 fc, 0 td)
Longest Punt Return-- 91, Hill, K.C. at LA-C, 9/9, td
Interceptions-- 2, Ward, Clev. vs. Pitt., 9/9 (OT), (2-26, 0 td)
Interceptions-- 2, (3 times in Non-Overtime Games)
Longest Interception Return-- 86, Tr. Williams, LA-C vs. S.F., 9/30
Sacks-- 3.0, Watt, Pitt. at Clev., 9/9 (OT)
Sacks-- 3.0, Miller, Denv. vs. Sea., 9/9
Sacks-- 3.0, Watt, Hou. vs. NY-G, 9/23
Scrimmage Yards-- 192, Conner, Pitt. at Clev., 9/9 (OT), (Rush 31-135, Rec 5-57)
Scrimmage Yards-- 180, Cook, Oak. vs. LA-R, 9/10, (Rush 0-0, Rec 9-180)
Longest Punt-- 67, Colquitt, K.C. at LA-C, 9/9
Punts-- 12, Colquitt, Clev. vs. Pitt., 9/9 (OT), (12-522, 43.5)
Punts-- 8, (3 times in Non-Overtime Games)
Field Goals Made-- 4, Tucker, Balt. at Pitt., 9/30, (4-4, 49 lg)
Longest Field Goal-- 55, Tucker, Balt. at Cin., 9/13
Longest Field Goal-- 55, Myers, NY-J vs. Miami, 9/16

NFC / SINGLE-GAME HIGHS / PLAYERS

Most Points-- 22, Gurley, LA-R vs. Ariz., 9/16, (3 td, 0 fg, 0 xp, 2 2pt)
Passing Yards-- 465, Goff, LA-R vs. Minn., 9/27, (26-33, 465, 5 td, 0 int)
Longest Pass-- 82, Beathard, S.F. at LA-C, 9/30, (to Kittle, George, td)
Passing Touchdowns-- 6, Trubisky, Chi. vs. T.B., 9/30, (19-26, 354, 6 td, 0 int)
Rushing Yards-- 184, McCaffrey, Car. vs. Cin., 9/23, (28-184, 0 td)
Rushing Attempts-- 32, Carson, Sea. vs. Dal., 9/23, (32-102, 1 td)
Longest Rush-- 68, Barkley, NY-G vs. Jax, 9/9, td
Receptions-- 16, Thomas, N.O. vs. T.B., 9/9, (16-180, 1 td)
Receiving Yards-- 180, Thomas, N.O. vs. T.B., 9/9, (16-180, 1 td)
Kickoff Return Yards-- 159, Reed, S.F. vs. Det., 9/16, (4-159, 0 td)
Kickoff Returns-- 5, Agnew, Det. at S.F., 9/16, (5-144, 0 td)
Kickoff Returns-- 5, S. Wilson, T.B. vs. Pitt., 9/24, (5-68, 0 td)
Longest Kickoff Return-- 90, Reed, S.F. vs. Det., 9/16
Punt Return Yards-- 133, Natson, LA-R vs. Ariz., 9/16, (6-133, 1 fc, 0 td)
Punt Returns-- 6, Natson, LA-R vs. Ariz., 9/16, (6-133, 1 fc, 0 td)
Longest Punt Return-- 60, Natson, LA-R vs. Ariz., 9/16
Interceptions-- 2, (5 times in Non-Overtime Games)
Longest Interception Return-- 50, Peters, LA-R at Oak., 9/10, td
Sacks-- 3.0, (3 times in Non-Overtime Games)
Scrimmage Yards-- 240, Elliott, Dal. vs. Det., 9/30, (Rush 25-152, Rec 4-88)
Longest Punt-- 70, Wile, Minn. vs. Buff., 9/23
Punts-- 8, Lee, Ariz. at LA-R, 9/16, (8-403, 50.4)
Punts-- 8, M. Dickson, Sea. vs. Dal., 9/23, (8-350, 43.8)
Field Goals Made-- 5, Crosby, G.B. vs. Minn., 9/16 (OT), (5-6, 48 lg)
Field Goals Made-- 4, (4 times in Non-Overtime Games)
Longest Field Goal-- 56, Janikowski, Sea. at Chi., 9/17

WEEK 4 / THROUGH MONDAY, OCTOBER 1, 2018

NFL / SINGLE-GAME HIGHS / PLAYERS

Most Points-- 22, Gurley, LA-R vs. Ariz., 9/16, (3 td, 0 fg, 0 xp, 2 2pt)
Passing Yards-- 465, Goff, LA-R vs. Minn., 9/27, (26-33, 465, 5 td, 0 int)
Longest Pass-- 82, Beathard, S.F. at LA-C, 9/30, (to Kittle, George, td)
Passing Touchdowns-- 6, Mahomes, K.C. at Pitt., 9/16, (23-28, 326, 6 td, 0 int)
Passing Touchdowns-- 6, Trubisky, Chi. vs. T.B., 9/30, (19-26, 354, 6 td, 0 int)
Rushing Yards-- 184, McCaffrey, Car. vs. Cin., 9/23, (28-184, 0 td)
Rushing Attempts-- 32, Carson, Sea. vs. Dal., 9/23, (32-102, 1 td)
Longest Rush-- 68, Barkley, NY-G vs. Jax , 9/9, td
Receptions-- 16, Thomas, N.O. vs. T.B., 9/9, (16-180, 1 td)
Receiving Yards-- 180, Thomas, N.O. vs. T.B., 9/9, (16-180, 1 td)
Receiving Yards-- 180, Cook, Oak. vs. LA-R, 9/10, (9-180, 0 td)
Kickoff Return Yards-- 165, M. Murphy, Buff. at Balt., 9/9, (5-165, 0 td)
Kickoff Returns-- 5, (4 times in Non-Overtime Games)
Longest Kickoff Return-- 102, Grant, Miami vs. Tenn., 9/9, td
Punt Return Yards-- 137, A. Roberts, NY-J at Det., 9/10, (3-137, 0 fc, 1 td)
Punt Returns-- 6, Grant, Balt. vs. Buff., 9/9, (6-54, 1 fc, 0 td)
Punt Returns-- 6, Natson, LA-R vs. Ariz., 9/16, (6-133, 1 fc, 0 td)
Longest Punt Return-- 91, Hill, K.C. at LA-C, 9/9, td
Interceptions-- 2, Ward, Clev. vs. Pitt., 9/9 (OT), (2-26, 0 td)
Interceptions-- 2, (8 times in Non-Overtime Games)
Longest Interception Return-- 86, Tr. Williams, LA-C vs. S.F., 9/30
Sacks-- 3.0, Watt, Pitt. at Clev., 9/9 (OT)
Sacks-- 3.0, (5 times in Non-Overtime Games)
Scrimmage Yards-- 240, Elliott, Dal. vs. Det., 9/30, (Rush 25-152, Rec 4-88)
Longest Punt-- 70, Wile, Minn. vs. Buff., 9/23
Punts-- 12, Colquitt, Clev. vs. Pitt., 9/9 (OT), (12-522, 43.5)
Punts-- 8, (5 times in Non-Overtime Games)
Field Goals Made-- 5, Crosby, G.B. vs. Minn., 9/16 (OT), (5-6, 48 lg)
Field Goals Made-- 4, (5 times in Non-Overtime Games)
Longest Field Goal-- 56, Janikowski, Sea. at Chi., 9/17

WEEK 4 / THROUGH MONDAY, OCTOBER 1, 2018

300-Yard Passing Games

465, Goff, LAR vs. MIN 09/27 (26-33, 5 TD)
464, Luck, IND vs. HOU 09/30 (ot) (40-62, 4 TD)
452, Roethlisberger, PIT vs. KC 09/16 (39-60, 3 TD)
439, Brees, NO vs. TB 09/09 (37-45, 3 TD)
437, Carr, OAK vs. CLE 09/30 (ot) (35-58, 4 TD)
425, Cousins, MIN at GB 09/16 (ot) (35-48, 4 TD)
424, Rivers, LAC vs. KC 09/09 (34-51, 3 TD)
422, Cousins, MIN at LAR 09/27 (36-50, 3 TD)
419, Ryan, ATL vs. CIN 09/30 (29-39, 3 TD)
417, Fitzpatrick, TB at NO 09/09 (21-28, 4 TD)
411, Fitzpatrick, TB vs. PIT 09/24 (30-50, 3 TD)
402, Fitzpatrick, TB vs. PHI 09/16 (27-33, 4 TD)
396, Brees, NO at ATL 09/23 (ot) (39-49, 3 TD)
388, Bortles, JAX vs. NYJ 09/30 (29-38, 2 TD)
385, Watson, HOU vs. NYG 09/23 (24-40, 2 TD)
376, Flacco, BAL at CIN 09/13 (32-55, 2 TD)
376, Bortles, JAX vs. NE 09/16 (29-45, 4 TD)
375, Watson, HOU at IND 09/30 (ot) (29-42, 2 TD)
374, Ryan, ATL vs. NO 09/23 (ot) (26-35, 5 TD)
363, Flacco, BAL at PIT 09/30 (28-42, 2 TD)
354, Trubisky, CHI vs. TB 09/30 (19-26, 6 TD)
354, Goff, LAR vs. LAC 09/23 (29-36, 3 TD)
354, Goff, LAR vs. ARI 09/16 (24-32, 1 TD)
353, Roethlisberger, PIT at TB 09/24 (30-38, 3 TD)
352, Dalton, CIN at CAR 09/23 (29-46, 2 TD)
348, Wentz, PHI at TEN 09/30 (ot) (33-50, 2 TD)
347, Stafford, DET at SF 09/16 (34-53, 3 TD)
345, Carr, OAK at MIA 09/23 (27-39, 1 TD)
344, Mariota, TEN vs. PHI 09/30 (ot) (30-43, 2 TD)
337, Dalton, CIN at ATL 09/30 (29-41, 3 TD)
335, Newton, CAR at ATL 09/16 (32-45, 3 TD)
335, Roethlisberger, PIT at CLE 09/09 (ot) (23-41, 1 TD)
334, Darnold, NYJ vs. MIA 09/16 (25-41, 1 TD)
334, Foles, PHI at TB 09/16 (35-48, 1 TD)
329, Keenum, DEN vs. SEA 09/09 (25-39, 3 TD)
326, Mahomes, KC at PIT 09/16 (23-28, 6 TD)
319, Luck, IND vs. CIN 09/09 (39-53, 2 TD)
314, Mahomes, KC vs. SF 09/23 (24-38, 3 TD)
310, Watson, HOU at TEN 09/16 (22-32, 2 TD)
307, Stafford, DET at DAL 09/30 (24-30, 2 TD)
304, Mahomes, KC at DEN 10/01 (28-45, 1 TD)
303, Carr, OAK vs. LAR 09/10 (29-40, 0 TD)

WEEK 4 / THROUGH MONDAY, OCTOBER 1, 2018

100-Yard Receiving Games

180, Thomas, NO vs. TB 09/09 (16 rec., 1 TD)
180, Cook, OAK vs. LAR 09/10 (9 rec., 0 TD)
173, J. Nelson, OAK at MIA 09/23 (6 rec., 1 TD)
173, J. Jones, ATL vs. CIN 09/30 (9 rec., 0 TD)
169, Hill, KC at LAC 09/09 (7 rec., 2 TD)
169, J. Jones, ATL at PHI 09/06 (10 rec., 0 TD)
169, Hopkins, HOU at IND 09/30 (ot) (10 rec., 1 TD)
162, Kupp, LAR vs. MIN 09/27 (9 rec., 2 TD)
161, C. Davis, TEN vs. PHI 09/30 (ot) (9 rec., 1 TD)
159, Cooks, LAR vs. ARI 09/16 (7 rec., 0 TD)
147, M. Evans, TB at NO 09/09 (7 rec., 1 TD)
146, Jackson, TB at NO 09/09 (5 rec., 2 TD)
146, Ridley, ATL vs. NO 09/23 (ot) (7 rec., 3 TD)
142, Cobb, GB vs. CHI 09/09 (9 rec., 1 TD)
138, James, PIT vs. KC 09/16 (5 rec., 1 TD)
137, M. Evans, TB vs. PIT 09/24 (6 rec., 1 TD)
135, Thielen, MIN at LAR 09/27 (8 rec., 1 TD)
135, Sanders, DEN vs. SEA 09/09 (10 rec., 1 TD)
132, Tate, DET at DAL 09/30 (8 rec., 2 TD)
132, Boyd, CIN at CAR 09/23 (6 rec., 1 TD)
131, Thielen, MIN at GB 09/16 (ot) (12 rec., 1 TD)
130, Westbrook, JAX vs. NYJ 09/30 (9 rec., 0 TD)
129, Thomas, NO at ATL 09/23 (ot) (10 rec., 0 TD)
129, Jackson, TB vs. PHI 09/16 (4 rec., 1 TD)
128, Diggs, MIN at GB 09/16 (ot) (9 rec., 2 TD)
128, Cooper, OAK vs. CLE 09/30 (ot) (8 rec., 1 TD)
125, Kittle, SF at LAC 09/30 (6 rec., 1 TD)
124, Kamara, NO at ATL 09/23 (ot) (15 rec., 0 TD)
123, Diggs, MIN at LAR 09/27 (11 rec., 0 TD)
123, Gronkowski, NE vs. HOU 09/09 (7 rec., 1 TD)
121, Smith-Schuster, PIT vs. KC 09/16 (13 rec., 1 TD)
121, Cohen, CHI vs. TB 09/30 (7 rec., 1 TD)
119, Smith-Schuster, PIT at CLE 09/09 (ot) (5 rec., 0 TD)
116, Smith-Schuster, PIT at TB 09/24 (9 rec., 0 TD)
116, Cooks, LAR vs. MIN 09/27 (7 rec., 1 TD)
116, J. Brown, BAL at PIT 09/30 (3 rec., 1 TD)
116, Cole, JAX vs. NE 09/16 (7 rec., 1 TD)
116, Cooper, OAK at DEN 09/16 (10 rec., 0 TD)
115, Hilton, IND vs. HOU 09/30 (ot) (4 rec., 0 TD)
114, Golladay, DET vs. NYJ 09/10 (7 rec., 0 TD)
114, Kelce, KC vs. SF 09/23 (8 rec., 0 TD)
113, W. Fuller, HOU at TEN 09/16 (8 rec., 1 TD)
112, McDonald, PIT at TB 09/24 (4 rec., 1 TD)
112, Kamara, NO vs. TB 09/09 (9 rec., 1 TD)
112, Jackson, TB at CHI 09/30 (5 rec., 0 TD)
112, Ertz, PHI at TEN 09/30 (ot) (10 rec., 0 TD)
111, Beckham, NYG vs. JAX 09/09 (11 rec., 0 TD)
111, Sanu, ATL vs. CIN 09/30 (6 rec., 0 TD)
110, Cook, OAK vs. CLE 09/30 (ot) (8 rec., 2 TD)
110, Hopkins, HOU at TEN 09/16 (6 rec., 1 TD)
109, Beckham, NYG at HOU 09/23 (9 rec., 0 TD)
109, Moncrief, JAX vs. NYJ 09/30 (5 rec., 1 TD)
109, Tate, DET at SF 09/16 (7 rec., 0 TD)
109, Coutee, HOU at IND 09/30 (ot) (11 rec., 0 TD)
109, Kelce, KC at PIT 09/16 (7 rec., 2 TD)
108, Allen, LAC vs. KC 09/09 (8 rec., 1 TD)
106, Landry, CLE vs. PIT 09/09 (ot) (7 rec., 0 TD)
106, Stills, MIA vs. TEN 09/09 (4 rec., 2 TD)
105, Thielen, MIN vs. BUF 09/23 (14 rec., 0 TD)
105, Dissly, SEA at DEN 09/09 (3 rec., 1 TD)
105, Jeffery, PHI at TEN 09/30 (ot) (8 rec., 1 TD)
104, Woods, LAR vs. LAC 09/23 (10 rec., 2 TD)
104, Gabriel, CHI vs. TB 09/30 (7 rec., 2 TD)
103, Landry, CLE vs. NYJ 09/20 (8 rec., 0 TD)
102, Gordon, LAC vs. KC 09/09 (9 rec., 0 TD)
102, McCaffrey, CAR at ATL 09/16 (14 rec., 0 TD)
102, Thielen, MIN vs. SF 09/09 (6 rec., 0 TD)
101, W. Fuller, HOU vs. NYG 09/23 (5 rec., 1 TD)
101, Woods, LAR vs. MIN 09/27 (5 rec., 1 TD)
100, Boyd, CIN at ATL 09/30 (11 rec., 0 TD)
100, Watkins, KC at PIT 09/16 (6 rec., 0 TD)

WEEK 4 / THROUGH MONDAY, OCTOBER 1, 2018

100-Yard Rushing Games

184, McCaffrey, CAR vs. CIN 09/23 (28 att., 0 TD)
152, Elliott, DAL vs. DET 09/30 (25 att., 0 TD)
138, Breida, SF vs. DET 09/16 (11 att., 1 TD)
135, Conner, PIT at CLE 09/09 (ot) (31 att., 2 TD)
134, Kamara, NO at NYG 09/30 (19 att., 3 TD)
130, Lynch, OAK vs. CLE 09/30 (ot) (20 att., 0 TD)
127, Elliott, DAL at SEA 09/23 (16 att., 0 TD)
121, Hunt, KC at DEN 10/01 (19 att., 1 TD)
120, Peterson, WAS vs. GB 09/23 (19 att., 2 TD)
112, Michel, NE vs. MIA 09/30 (25 att., 1 TD)
108, Gurley, LAR at OAK 09/10 (20 att., 0 TD)
107, Lindsay, DEN vs. OAK 09/16 (14 att., 0 TD)
107, Coleman, ATL vs. CAR 09/16 (16 att., 0 TD)
106, Barkley, NYG vs. JAX 09/09 (18 att., 1 TD)
105, Chubb, CLE at OAK 09/30 (ot) (3 att., 2 TD)
105, Gurley, LAR vs. LAC 09/23 (23 att., 1 TD)
104, Gordon, LAC vs. SF 09/30 (15 att., 0 TD)
102, Carson, SEA vs. DAL 09/23 (32 att., 1 TD)
102, Crowell, NYJ at DET 09/10 (10 att., 2 TD)
101, M. Davis, SEA at ARI 09/30 (21 att., 2 TD)
101, Johnson, DET vs. NE 09/23 (16 att., 0 TD)

WEEK 4 / THROUGH MONDAY, OCTOBER 1, 2018**AFC / LEADING PASSERS**

Player, Team	Att	Comp	Pct Comp	Yds	Avg Gain	TD	Pct TD	Long	Int	Pct Int	Rating Points
Mahomes, K.C.	138	90	65.2	1200	8.70	14	10.1	58t	0	0.0	126.5
Rivers, LA-C	147	100	68.0	1156	7.86	11	7.5	42t	2	1.4	110.8
Tannehill, Mia.	94	65	69.1	787	8.37	7	7.4	75t	3	3.2	106.1
Flacco, Bal.	171	110	64.3	1252	7.32	8	4.7	71	2	1.2	96.9
Dalton, Cin.	157	103	65.6	1197	7.62	11	7.0	49	6	3.8	96.0
Brady, N.E.	135	87	64.4	918	6.80	9	6.7	55t	4	3.0	94.0
Bortles, Jac.	150	97	64.7	1095	7.30	7	4.7	67t	3	2.0	93.6
Watson, Hou.	148	92	62.2	1246	8.42	7	4.7	39t	4	2.7	93.5
Luck, Ind.	186	125	67.2	1126	6.05	9	4.8	42	3	1.6	92.7
Roethlisberger, Pit.	186	119	64.0	1414	7.60	8	4.3	75t	5	2.7	90.2
Carr, Oak.	169	120	71.0	1373	8.12	6	3.6	66	7	4.1	89.7
*Mayfield, Cle.	64	38	59.4	496	7.75	2	3.1	59	2	3.1	81.3
Mariota, Ten.	77	51	66.2	547	7.10	2	2.6	51	3	3.9	79.3
*Darnold, NY-J	127	73	57.5	868	6.83	4	3.1	44	5	3.9	72.6
Keenum, Den.	141	87	61.7	988	7.01	3	2.1	43t	6	4.3	72.1
*Allen, Buf.	103	55	53.4	666	6.47	2	1.9	57	4	3.9	63.8
Taylor, Cle.	84	41	48.8	462	5.50	2	2.4	47t	2	2.4	63.7

AFC / LEADING PASSERS, RANKS

Player, Team	Att	Comp	Pct Comp	Yds	Avg Gain	TD	Pct TD	Long	Int	Pct Int	Rating Points
Mahomes, K.C.	10	9	7	5	1	1	1		1	1	1
Rivers, LA-C	8	6	3	7	5	2t	2		2t	3	2
Tannehill, Mia.	14	13	2	13	3	8t	3		6t	11	3
Flacco, Bal.	3	4	10	3	9	6t	8		2t	2	4
Dalton, Cin.	5	5	6	6	7	2t	4		15t	12	5
Brady, N.E.	11	10t	9	11	14	4t	5		10t	9	6
Bortles, Jac.	6	7	8	9	10	8t	9		6t	5	7
Watson, Hou.	7	8	12	4	2	8t	7		10t	8	8
Luck, Ind.	1t	1	4	8	16	4t	6		6t	4	9
Roethlisberger, Pit.	1t	3	11	1	8	6t	10		13t	7	10
Carr, Oak.	4	2	1	2	4	11	11		17	16	11
*Mayfield, Cle.	17	17	14	16	6	14t	13		2t	10	12
Mariota, Ten.	16	15	5	15	11	14t	14		6t	14	13
*Darnold, NY-J	12	12	15	12	13	12	12		13t	15	14
Keenum, Den.	9	10t	13	10	12	13	16		15t	17	15
*Allen, Buf.	13	14	16	14	15	14t	17		10t	13	16
Taylor, Cle.	15	16	17	17	17	14t	15		2t	6	17

WEEK 4 / THROUGH MONDAY, OCTOBER 1, 2018**AFC / FOURTH-QUARTER PASSING LEADERS**

Rank	Player, Team	Att	Comp	Comp%	Yards	YPA	TD	TD%	Int	Int%	Rating
1)	Mariota, Ten.	15	14	93.3	130	8.67	1	6.7	0	0.0	125.0
2)	Mahomes, K.C.	30	20	66.7	203	6.77	3	10.0	0	0.0	119.2
3)	Tannehill, Mia.	16	9	56.3	215	13.44	2	12.5	1	6.3	114.6
4)	Luck, Ind.	57	45	78.9	391	6.86	3	5.3	0	0.0	112.8
5)	Rivers, LA-C	48	34	70.8	368	7.67	2	4.2	0	0.0	106.9
6)	Watson, Hou.	44	24	54.5	350	7.95	4	9.1	1	2.3	101.5
7)	Bortles, Jac.	31	21	67.7	258	8.32	1	3.2	1	3.2	90.5
8)	Keenum, Den.	44	30	68.2	353	8.02	1	2.3	1	2.3	90.4
9)	Flacco, Bal.	36	22	61.1	204	5.67	1	2.8	0	0.0	85.9
10)	Carr, Oak.	50	33	66.0	370	7.40	2	4.0	3	6.0	76.3
11)	*Allen, Buf.	33	19	57.6	197	5.97	1	3.0	1	3.0	72.4
12)	Dalton, Cin.	42	26	61.9	299	7.12	1	2.4	2	4.8	71.4
13)	Taylor, Cle.	27	13	48.1	215	7.96	2	7.4	2	7.4	69.2
14)	*Mayfield, Cle.	19	12	63.2	165	8.68	0	0.0	1	5.3	69.0
15)	Brady, N.E.	25	16	64.0	189	7.56	1	4.0	2	8.0	66.9
16)	*Darnold, NY-J	36	20	55.6	243	6.75	1	2.8	2	5.6	62.6
17)	Gabbert, Ten.	25	15	60.0	162	6.48	0	0.0	1	4.0	62.4
18)	Roethlisberger, Pit.	42	20	47.6	198	4.71	0	0.0	1	2.4	51.5

AFC / THIRD-DOWN PASSING LEADERS

Rank	Player, Team	Att	Comp	Comp%	Yards	YPA	TD	TD%	Int	Int%	Rating
1)	Mahomes, K.C.	30	18	60.0	251	8.37	3	10.0	0	0.0	120.3
2)	Flacco, Bal.	40	24	60.0	268	6.70	4	10.0	0	0.0	113.3
3)	*Darnold, NY-J	35	18	51.4	230	6.57	3	8.6	0	0.0	100.9
4)	Carr, Oak.	35	24	68.6	269	7.69	1	2.9	0	0.0	100.8
5)	Brady, N.E.	34	19	55.9	269	7.91	5	14.7	2	5.9	96.7
6)	Rivers, LA-C	38	23	60.5	233	6.13	5	13.2	2	5.3	95.7
7)	Watson, Hou.	38	20	52.6	285	7.50	2	5.3	0	0.0	94.7
8)	Luck, Ind.	52	35	67.3	407	7.83	2	3.8	2	3.8	87.6
9)	Roethlisberger, Pit.	43	26	60.5	281	6.53	2	4.7	1	2.3	85.5
10)	*Mayfield, Cle.	20	13	65.0	136	6.80	0	0.0	0	0.0	84.6
11)	Mariota, Ten.	22	11	50.0	128	5.82	1	4.5	0	0.0	83.1
12)	Bortles, Jac.	42	28	66.7	247	5.88	1	2.4	1	2.4	80.2
13)	Dalton, Cin.	32	17	53.1	250	7.81	2	6.3	2	6.3	73.7
14)	Tannehill, Mia.	27	16	59.3	158	5.85	1	3.7	1	3.7	72.8
15)	Keenum, Den.	38	23	60.5	224	5.89	0	0.0	1	2.6	66.1
16)	Taylor, Cle.	26	12	46.2	110	4.23	0	0.0	0	0.0	58.2
17)	*Allen, Buf.	30	15	50.0	199	6.63	0	0.0	3	10.0	31.8

WEEK 4 / THROUGH MONDAY, OCTOBER 1, 2018**AFC / LEADING RUSHERS**

Rank	Player, Team	Att	Yards	Avg	Long	TD
1)	Lynch, Oak.	68	300	4.4	52	3
2)	Hunt, K.C.	71	289	4.1	45	3
3)	Hyde, Cle.	83	285	3.4	22	5
4)	Gordon, LA-C	54	276	5.1	34	2
5)	*Lindsay, Den.	45	267	5.9	53	1
6)	Conner, Pit.	63	232	3.7	27	3
7)	Miller, Hou.	58	225	3.9	31	0
8)	*Freeman, Den.	44	219	5.0	18	3
9)	Yeldon, Jac.	49	205	4.2	20	1
10)	*Michel, N.E.	49	196	4.0	23	1
11)	Ekeler, LA-C	28	188	6.7	32	0
12)	Mixon, Cin.	38	179	4.7	27	1
13)	Crowell, NY-J	42	171	4.1	62t	4
14)	Powell, NY-J	39	165	4.2	21	0
15)	Henry, Ten.	54	163	3.0	14	0
16)	Watson, Hou. (QB)	24	161	6.7	18	1
17)	Collins, Bal.	45	158	3.5	14	2
18)	Bernard, Cin.	34	155	4.6	23	3
19)	*Chubb, Cle.	10	146	14.6	63t	2
20)	D. Lewis, Ten.	43	143	3.3	26	1
21)	Gore, Mia.	35	139	4.0	21	0
22)	*Wilkins, Ind.	38	136	3.6	18	0
23)	Bortles, Jac. (QB)	18	132	7.3	41	0
24)	Taylor, Cle. (QB)	16	125	7.8	24	1
25t)	*Allen, Buf. (QB)	27	116	4.3	14	2
25t)	Blue, Hou.	29	116	4.0	17	1
27)	Mariota, Ten. (QB)	20	112	5.6	17	1
28)	White, N.E.	21	110	5.2	22t	1
29)	Drake, Mia.	33	107	3.2	20	1
30)	Martin, Oak.	25	98	3.9	15	0
31)	Burkhead, N.E.	24	86	3.6	12	0
32)	McCoy, Buf.	21	85	4.0	27	0
33)	Ivory, Buf.	31	81	2.6	7	1
34)	Tannehill, Mia. (QB)	16	74	4.6	20	0
35)	Fournette, Jac.	20	71	3.6	12	0
36)	M. Murphy, Buf.	17	70	4.1	9	0
37t)	Allen, Bal.	26	62	2.4	11	3
37t)	*L. Jackson, Bal. (QB)	13	62	4.8	16	0
39)	*Hines, Ind.	18	54	3.0	14	1
40t)	Luck, Ind. (QB)	9	53	5.9	33	0
40t)	Mahomes, K.C. (QB)	18	53	2.9	10	1
40t)	Sanders, Den. (WR)	2	53	26.5	35t	1
43)	Watkins, K.C. (WR)	3	51	17.0	31	0
44)	Dixon, Bal.	13	44	3.4	15	1
45)	Ware, K.C.	7	42	6.0	27	0
46)	Johnson, Cle.	12	40	3.3	13	0
47)	Booker, Den.	11	36	3.3	11	0
48)	Mack, Ind.	10	34	3.4	8	0
49)	Grant, Jac.	12	32	2.7	7	0
50)	Patterson, N.E. (WR)	5	29	5.8	11	0

WEEK 4 / THROUGH MONDAY, OCTOBER 1, 2018**AFC / THIRD-AND-ONE RUSHING LEADERS**

Rank	Player, Team	Att	FD	Pct
1t)	Flacco, Bal.	5	5	100.0
1t)	Mariota, Ten.	3	3	100.0
1t)	Mixon, Cin.	3	3	100.0
1t)	*Allen, Buf.	2	2	100.0
1t)	Blue, Hou.	2	2	100.0
1t)	Hyde, Cle.	2	2	100.0
1t)	Bortles, Jac.	1	1	100.0
1t)	Brady, N.E.	1	1	100.0
1t)	Burkhead, N.E.	1	1	100.0
1t)	Carr, Oak.	1	1	100.0
1t)	Collins, Bal.	1	1	100.0
1t)	Conner, Pit.	1	1	100.0
1t)	Crowell, NY-J	1	1	100.0
1t)	Fournette, Jac.	1	1	100.0
1t)	Gabbert, Ten.	1	1	100.0
1t)	*Hines, Ind.	1	1	100.0
1t)	Janovich, Den.	1	1	100.0
1t)	*Lindsay, Den.	1	1	100.0
1t)	Luck, Ind.	1	1	100.0
1t)	Roethlisberger, Pit.	1	1	100.0
1t)	Ware, K.C.	1	1	100.0
1t)	Watt, LA-C	1	1	100.0
1t)	M. Williams, Bal.	1	1	100.0
24t)	Gordon, LA-C	3	2	66.7
24t)	Henry, Ten.	3	2	66.7
26)	Lynch, Oak.	5	3	60.0
27t)	*Freeman, Den.	4	2	50.0
27t)	Allen, Bal.	2	1	50.0
27t)	Drake, Mia.	2	1	50.0
27t)	*Wilkins, Ind.	2	1	50.0
31)	*Michel, N.E.	5	2	40.0
32)	Yeldon, Jac.	3	1	33.3

WEEK 4 / THROUGH MONDAY, OCTOBER 1, 2018**AFC / LEADERS IN RECEPTIONS**

Rank	Player, Team	Rec	Yards	Avg	Long	TD
1)	Smith-Schuster, Pit.	31	416	13.4	67	1
2)	Hopkins, Hou.	30	443	14.8	31	2
3)	Brown, Pit.	29	272	9.4	27t	3
4t)	Cook, Oak. (TE)	26	370	14.2	45	2
4t)	Boyd, Cin.	26	349	13.4	49	2
6t)	Sanders, Den.	24	314	13.1	43t	1
6t)	Landry, Cle.	24	312	13.0	39	1
6t)	Allen, LA-C	24	282	11.8	25	1
6t)	Gordon, LA-C (RB)	24	199	8.3	25	3
10t)	Hill, K.C.	23	364	15.8	58t	3
10t)	Kelce, K.C. (TE)	23	307	13.3	31	3
12t)	C. Davis, Ten.	22	312	14.2	51	1
12t)	White, N.E. (RB)	22	193	8.8	27	3
12t)	*Hines, Ind. (RB)	22	119	5.4	17	2
15t)	Hilton, Ind.	21	294	14.0	42	2
15t)	Westbrook, Jac.	21	294	14.0	61t	1
15t)	Enunwa, NY-J	21	278	13.2	42	1
15t)	Cooper, Oak.	21	270	12.9	36	1
19t)	Green, Cin.	20	297	14.9	38t	5
19t)	De. Thomas, Den.	20	168	8.4	23	1
21t)	Snead, Bal.	18	198	11.0	20	1
21t)	Grant, Ind.	18	188	10.4	23	1
21t)	Crabtree, Bal.	18	184	10.2	20	1
21t)	Conner, Pit. (RB)	18	164	9.1	22	0
21t)	Richard, Oak. (RB)	18	152	8.4	18	0
21t)	D. Lewis, Ten. (RB)	18	116	6.4	17	0
27t)	W. Fuller, Hou.	17	263	15.5	39t	3
27t)	Gronkowski, N.E. (TE)	17	233	13.7	30	1
27t)	Cole, Jac.	17	225	13.2	31	1
27t)	Ebron, Ind. (TE)	17	150	8.8	26t	3
31t)	J. Nelson, Oak.	16	274	17.1	66	2
31t)	Dorsett, N.E.	16	165	10.3	20	2
31t)	Rogers, Ind.	16	134	8.4	22	0
34t)	J. Brown, Bal.	15	338	22.5	71	3
34t)	Eifert, Cin. (TE)	15	179	11.9	29	1
34t)	Allen, Bal. (RB)	15	87	5.8	16	1
37t)	Watkins, K.C.	14	176	12.6	40	1
37t)	Taylor, Ten.	14	139	9.9	19	1
37t)	Yeldon, Jac. (RB)	14	125	8.9	31t	2
37t)	Njoku, Cle. (TE)	14	121	8.6	19	0
37t)	Bernard, Cin. (RB)	14	78	5.6	17	0
42t)	Higgins, Cle.	13	178	13.7	38	0
42t)	Ekeler, LA-C (RB)	13	163	12.5	30	2
42t)	Amendola, Mia.	13	121	9.3	18	0
45t)	Stills, Mia.	12	224	18.7	75t	3
45t)	M. Williams, LA-C	12	204	17.0	42t	3
45t)	McDonald, Pit. (TE)	12	200	16.7	75t	1
45t)	Moncrief, Jac.	12	173	14.4	67t	2
45t)	Wilson, Mia.	12	161	13.4	74t	2
45t)	M. Williams, Bal. (TE)	12	119	9.9	25	0

WEEK 4 / THROUGH MONDAY, OCTOBER 1, 2018**AFC / RECEIVING YARDAGE LEADERS**

Rank	Player, Team	Yards	Rec	Avg	Long	TD
1)	Hopkins, Hou.	443	30	14.8	31	2
2)	Smith-Schuster, Pit.	416	31	13.4	67	1
3)	Cook, Oak. (TE)	370	26	14.2	45	2
4)	Hill, K.C.	364	23	15.8	58t	3
5)	Boyd, Cin.	349	26	13.4	49	2
6)	J. Brown, Bal.	338	15	22.5	71	3
7)	Sanders, Den.	314	24	13.1	43t	1
8t)	C. Davis, Ten.	312	22	14.2	51	1
8t)	Landry, Cle.	312	24	13.0	39	1
10)	Kelce, K.C. (TE)	307	23	13.3	31	3
11)	Green, Cin.	297	20	14.9	38t	5
12t)	Hilton, Ind.	294	21	14.0	42	2
12t)	Westbrook, Jac.	294	21	14.0	61t	1
14)	Allen, LA-C	282	24	11.8	25	1
15)	Enunwa, NY-J	278	21	13.2	42	1
16)	J. Nelson, Oak.	274	16	17.1	66	2
17)	Brown, Pit.	272	29	9.4	27t	3
18)	Cooper, Oak.	270	21	12.9	36	1
19)	W. Fuller, Hou.	263	17	15.5	39t	3
20)	Gronkowski, N.E. (TE)	233	17	13.7	30	1
21)	James, Pit. (TE)	228	10	22.8	46	1
22)	Cole, Jac.	225	17	13.2	31	1
23)	Stills, Mia.	224	12	18.7	75t	3
24)	M. Williams, LA-C	204	12	17.0	42t	3
25)	McDonald, Pit. (TE)	200	12	16.7	75t	1
26)	Gordon, LA-C (RB)	199	24	8.3	25	3
27)	Snead, Bal.	198	18	11.0	20	1
28)	White, N.E. (RB)	193	22	8.8	27	3
29)	Grant, Ind.	188	18	10.4	23	1
30)	Crabtree, Bal.	184	18	10.2	20	1
31)	Eifert, Cin. (TE)	179	15	11.9	29	1
32)	Higgins, Cle.	178	13	13.7	38	0
33)	Watkins, K.C.	176	14	12.6	40	1
34)	Moncrief, Jac.	173	12	14.4	67t	2
35)	De. Thomas, Den.	168	20	8.4	23	1
36)	Dorsett, N.E.	165	16	10.3	20	2
37)	Conner, Pit. (RB)	164	18	9.1	22	0
38)	Ekeler, LA-C (RB)	163	13	12.5	30	2
39)	Wilson, Mia.	161	12	13.4	74t	2
40)	Pryor, NY-J	158	8	19.8	44	0
41)	*Callaway, Cle.	155	10	15.5	59	1
42t)	Grant, Mia.	152	11	13.8	52t	2
42t)	Richard, Oak. (RB)	152	18	8.4	18	0
44)	Ebron, Ind. (TE)	150	17	8.8	26t	3
45)	Z. Jones, Buf.	144	10	14.4	57	0
46)	*Sutton, Den.	142	8	17.8	42	0
47)	Taylor, Ten.	139	14	9.9	19	1
48)	Rogers, Ind.	134	16	8.4	22	0
49)	Ty. Williams, LA-C	126	10	12.6	24	1
50)	Yeldon, Jac. (RB)	125	14	8.9	31t	2

WEEK 4 / THROUGH MONDAY, OCTOBER 1, 2018**AFC / THIRD-DOWN RECEIVING LEADERS**

Rank	Player, Team	Rec	Yards	Avg	Long	TD
1)	Brown, Pit.	10	72	7.2	19	0
2t)	Hilton, Ind.	9	154	17.1	42	1
2t)	C. Davis, Ten.	9	114	12.7	28	1
4t)	Cook, Oak. (TE)	8	136	17.0	32	1
4t)	Hopkins, Hou.	8	136	17.0	28t	1
4t)	Boyd, Cin.	8	116	14.5	23	0
4t)	Rogers, Ind.	8	73	9.1	22	0
8t)	Landry, Cle.	7	103	14.7	39	0
8t)	Westbrook, Jac.	7	82	11.7	20	0
10t)	Enunwa, NY-J	6	66	11.0	16	0
10t)	White, N.E. (RB)	6	65	10.8	16	2
10t)	Seferian-Jenkins, Jac. (TE)	6	53	8.8	21	1
13t)	Gronkowski, N.E. (TE)	5	81	16.2	30	1
13t)	Cooper, Oak.	5	77	15.4	36	0
13t)	Allen, LA-C	5	71	14.2	25	1
13t)	Hill, K.C.	5	65	13.0	34	1
13t)	Doyle, Ind. (TE)	5	54	10.8	13	0
13t)	Snead, Bal.	5	50	10.0	14	0
13t)	De. Thomas, Den.	5	46	9.2	15	0
13t)	Njoku, Cle. (TE)	5	39	7.8	14	0
13t)	Allen, Bal. (RB)	5	37	7.4	12t	1
13t)	Taylor, Ten.	5	37	7.4	10	0
13t)	Johnson, Cle. (RB)	5	36	7.2	15	0
13t)	*Callaway, Cle.	5	29	5.8	18	0
13t)	Yeldon, Jac. (RB)	5	27	5.4	10	0
13t)	Gordon, LA-C (RB)	5	11	2.2	6t	2
27t)	Green, Cin.	4	86	21.5	38	2
27t)	Kelce, K.C. (TE)	4	79	19.8	29	0
27t)	Benjamin, Buf.	4	73	18.3	34	0
27t)	Sanders, Den.	4	65	16.3	23	0
27t)	Stillis, Mia.	4	56	14.0	34t	1
27t)	W. Fuller, Hou.	4	54	13.5	28	1
27t)	Gates, LA-C (TE)	4	50	12.5	27	1
27t)	*Sutton, Den.	4	46	11.5	21	0
27t)	Crabtree, Bal.	4	42	10.5	19	0
27t)	Ebron, Ind. (TE)	4	38	9.5	13	1
27t)	Drake, Mia. (RB)	4	34	8.5	13	0
27t)	Conner, Pit. (RB)	4	31	7.8	18	0
27t)	Smith-Schuster, Pit.	4	27	6.8	27	0
27t)	Heuerman, Den. (TE)	4	17	4.3	7	0
41t)	McDonald, Pit. (TE)	3	87	29.0	75t	1
41t)	J. Brown, Bal.	3	61	20.3	45	1
41t)	M. Williams, Bal. (TE)	3	50	16.7	24	0
41t)	M. Williams, LA-C	3	45	15.0	25	0
41t)	Powell, NY-J (RB)	3	43	14.3	28t	1
41t)	Higgins, Cle.	3	39	13.0	21	0
41t)	Ekeler, LA-C (RB)	3	37	12.3	22t	1
41t)	Gore, Mia. (RB)	3	35	11.7	19	1
41t)	Kearse, NY-J	3	35	11.7	14	0
41t)	Butt, Den. (TE)	3	34	11.3	22	0
41t)	Bryant, Oak.	3	33	11.0	19	0
41t)	Amendola, Mia.	3	25	8.3	14	0
41t)	Ty. Williams, LA-C	3	19	6.3	13	0
41t)	Grant, Jac. (RB)	3	16	5.3	8	0
41t)	D. Lewis, Ten. (RB)	3	11	3.7	6	0

WEEK 4 / THROUGH MONDAY, OCTOBER 1, 2018**AFC / LEADING SCORERS, NONKICKERS**

Rank	Player, Team	TD	Rush	Rec	Ret	X2	Pts
1)	Gordon, LA-C (RB)	5	2	3	0	2	34
2t)	Green, Cin. (WR)	5	0	5	0	0	30
2t)	Hyde, Cle. (RB)	5	5	0	0	0	30
4t)	Allen, Bal. (RB)	4	3	1	0	0	24
4t)	Crowell, NY-J (RB)	4	4	0	0	0	24
4t)	Hill, K.C. (WR)	4	0	3	1	0	24
4t)	Hunt, K.C. (RB)	4	3	1	0	0	24
4t)	White, N.E. (RB)	4	1	3	0	0	24
9)	Conner, Pit. (RB)	3	3	0	0	2	22
10t)	Bernard, Cin. (RB)	3	3	0	0	0	18
10t)	Brown, Pit. (WR)	3	0	3	0	0	18
10t)	J. Brown, Bal. (WR)	3	0	3	0	0	18
10t)	Collins, Bal. (RB)	3	2	1	0	0	18
10t)	Ebron, Ind. (TE)	3	0	3	0	0	18
10t)	*Freeman, Den. (RB)	3	3	0	0	0	18
10t)	W. Fuller, Hou. (WR)	3	0	3	0	0	18
10t)	Grant, Mia. (WR)	3	0	2	1	0	18
10t)	*Hines, Ind. (RB)	3	1	2	0	0	18
10t)	Kelce, K.C. (TE)	3	0	3	0	0	18
10t)	Lynch, Oak. (RB)	3	3	0	0	0	18
10t)	Stillis, Mia. (WR)	3	0	3	0	0	18
10t)	M. Williams, LA-C (WR)	3	0	3	0	0	18
10t)	Yeldon, Jac. (RB)	3	1	2	0	0	18
24)	J. Nelson, Oak. (WR)	2	0	2	0	1	14
25t)	*Allen, Buf. (QB)	2	2	0	0	0	12
25t)	Boyd, Cin. (WR)	2	0	2	0	0	12
25t)	*Chubb, Cle. (RB)	2	2	0	0	0	12
25t)	Conley, K.C. (WR)	2	0	2	0	0	12
25t)	Cook, Oak. (TE)	2	0	2	0	0	12
25t)	Dorsett, N.E. (WR)	2	0	2	0	0	12
25t)	Ekeler, LA-C (RB)	2	0	2	0	0	12
25t)	Hilton, Ind. (WR)	2	0	2	0	0	12
25t)	Hogan, N.E. (WR)	2	0	2	0	0	12
25t)	Hopkins, Hou. (WR)	2	0	2	0	0	12
25t)	*Lindsay, Den. (RB)	2	1	1	0	0	12
25t)	Moncrief, Jac. (WR)	2	0	2	0	0	12
25t)	Ross, Cin. (WR)	2	0	2	0	0	12
25t)	Sanders, Den. (WR)	2	1	1	0	0	12
25t)	Wilson, Mia. (WR)	2	0	2	0	0	12
40)	Gates, LA-C (TE)	1	0	1	0	1	8

WEEK 4 / THROUGH MONDAY, OCTOBER 1, 2018**AFC / LEADING SCORERS, KICKERS**

Rank	Player, Team	PAT	FG	Pct	Long	Pts
1)	Tucker, Bal.	12/12	9/10	.900	55	39
2)	Fairbairn, Hou.	9/ 9	9/11	.818	54	36
3)	Succop, Ten.	6/ 6	9/10	.900	53	33
4t)	Lambo, Jac.	8/ 8	8/ 8	1.000	54	32
4t)	Vinatieri, Ind.	8/ 8	8/ 9	.889	51	32
6)	Butker, K.C.	19/19	4/ 4	1.000	46	31
7t)	Bullock, Cin.	15/15	5/ 6	.833	42	30
7t)	McManus, Den.	9/ 9	7/ 7	1.000	53	30
9t)	Gostkowski, N.E.	11/11	6/ 7	.857	46	29
9t)	Myers, NY-J	8/ 9	7/ 7	1.000	55	29
11)	Sturgis, LA-C	6/ 9	7/ 9	.778	48	27
12)	Nugent, Oak.	4/ 5	6/ 6	1.000	52	22
13)	Hauschka, Buf.	5/ 5	5/ 6	.833	50	20
14)	Boswell, Pit.	9/11	3/ 6	.500	39	18
15)	*Sanders, Mia.	10/11	2/ 2	1.000	30	16
16)	*Joseph, Cle.	3/ 3	4/ 4	1.000	45	15
17)	*McCrane, Oak.	4/ 4	3/ 5	.600	44	13
18)	Gonzalez, Cle.	3/ 5	2/ 5	.400	39	9

AFC / TOUCHBACKS ON KICKOFFS

Rank	Player, Team	TB
1)	Butker, K.C.	19
2t)	Bullock, Cin.	18
2t)	Myers, NY-J	18
4)	Succop, Ten.	16
5t)	Fairbairn, Hou.	15
5t)	Lambo, Jac.	15
7)	McManus, Den.	14
8t)	Sanchez, Ind.	13
8t)	*Sanders, Mia.	13
10t)	*Joseph, Cle.	12
10t)	Sturgis, LA-C	12
10t)	Tucker, Bal.	12
13)	Gostkowski, N.E.	11
14)	Boswell, Pit.	10
15)	Hauschka, Buf.	8
16)	Nugent, Oak.	6
17)	Gonzalez, Cle.	5
18)	*McCrane, Oak.	3

WEEK 4 / THROUGH MONDAY, OCTOBER 1, 2018

AFC / MOST YARDS FROM SCRIMMAGE

Rank	Player, Team	Total			Rushing			Receiving		
		Yards	Att+Rec	Avg	Yards	Att	Avg	Yards	Rec	Avg
1)	Gordon, LA-C (RB)	475	78	6.1	276	54	5.1	199	24	8.3
2)	Hopkins, Hou. (WR)	436	31	14.1	-7	1	-7.0	443	30	14.8
3)	Smith-Schuster, Pit. (WR)	416	31	13.4	0	0	---	416	31	13.4
4)	Conner, Pit. (RB)	396	81	4.9	232	63	3.7	164	18	9.1
5)	Hill, K.C. (WR)	375	28	13.4	11	5	2.2	364	23	15.8
6)	Cook, Oak. (TE)	370	26	14.2	0	0	---	370	26	14.2
7)	Sanders, Den. (WR)	367	26	14.1	53	2	26.5	314	24	13.1
8)	Lynch, Oak. (RB)	360	78	4.6	300	68	4.4	60	10	6.0
9)	Boyd, Cin. (WR)	354	27	13.1	5	1	5.0	349	26	13.4
10)	Ekeler, LA-C (RB)	351	41	8.6	188	28	6.7	163	13	12.5
11)	Hunt, K.C. (RB)	348	75	4.6	289	71	4.1	59	4	14.8
12)	J. Brown, Bal. (WR)	342	17	20.1	4	2	2.0	338	15	22.5
13)	Yeldon, Jac. (RB)	330	63	5.2	205	49	4.2	125	14	8.9
14t)	C. Davis, Ten. (WR)	312	22	14.2	0	0	---	312	22	14.2
14t)	Landry, Cle. (WR)	312	24	13.0	0	0	---	312	24	13.0
14t)	*Lindsay, Den. (RB)	312	50	6.2	267	45	5.9	45	5	9.0
17)	Kelce, K.C. (TE)	307	23	13.3	0	0	---	307	23	13.3
18)	White, N.E. (RB)	303	43	7.0	110	21	5.2	193	22	8.8
19)	Hyde, Cle. (RB)	300	87	3.4	285	83	3.4	15	4	3.8
20)	Westbrook, Jac. (WR)	299	23	13.0	5	2	2.5	294	21	14.0
21)	Green, Cin. (WR)	297	20	14.9	0	0	---	297	20	14.9
22)	Hilton, Ind. (WR)	294	21	14.0	0	0	---	294	21	14.0
23)	Allen, LA-C (WR)	282	24	11.8	0	0	---	282	24	11.8
24t)	Cooper, Oak. (WR)	279	22	12.7	9	1	9.0	270	21	12.9
24t)	Miller, Hou. (RB)	279	66	4.2	225	58	3.9	54	8	6.8
26)	Enunwa, NY-J (WR)	278	21	13.2	0	0	---	278	21	13.2
27)	J. Nelson, Oak. (WR)	274	16	17.1	0	0	---	274	16	17.1
28)	Brown, Pit. (WR)	272	29	9.4	0	0	---	272	29	9.4
29)	Powell, NY-J (RB)	270	49	5.5	165	39	4.2	105	10	10.5
30)	W. Fuller, Hou. (WR)	263	17	15.5	0	0	---	263	17	15.5
31)	D. Lewis, Ten. (RB)	259	61	4.2	143	43	3.3	116	18	6.4
32)	Mixon, Cin. (RB)	236	44	5.4	179	38	4.7	57	6	9.5
33t)	Bernard, Cin. (RB)	233	48	4.9	155	34	4.6	78	14	5.6
33t)	Gronkowski, N.E. (TE)	233	17	13.7	0	0	---	233	17	13.7
35t)	Collins, Bal. (RB)	228	53	4.3	158	45	3.5	70	8	8.8
35t)	James, Pit. (TE)	228	10	22.8	0	0	---	228	10	22.8
37)	Watkins, K.C. (WR)	227	17	13.4	51	3	17.0	176	14	12.6
38)	Cole, Jac. (WR)	225	17	13.2	0	0	---	225	17	13.2
39t)	*Freeman, Den. (RB)	224	45	5.0	219	44	5.0	5	1	5.0
39t)	Stills, Mia. (WR)	224	12	18.7	0	0	---	224	12	18.7
41)	M. Williams, LA-C (WR)	204	12	17.0	0	0	---	204	12	17.0
42)	*Michel, N.E. (RB)	202	51	4.0	196	49	4.0	6	2	3.0
43)	McDonald, Pit. (TE)	200	12	16.7	0	0	---	200	12	16.7
44)	Snead, Bal. (WR)	198	18	11.0	0	0	---	198	18	11.0
45)	Crowell, NY-J (RB)	195	47	4.1	171	42	4.1	24	5	4.8
46)	Grant, Ind. (WR)	188	18	10.4	0	0	---	188	18	10.4
47)	Crabtree, Bal. (WR)	184	18	10.2	0	0	---	184	18	10.2
48)	Ivory, Buf. (RB)	181	35	5.2	81	31	2.6	100	4	25.0
49)	Eifert, Cin. (TE)	179	15	11.9	0	0	---	179	15	11.9
50t)	Higgins, Cle. (WR)	178	13	13.7	0	0	---	178	13	13.7
50t)	Wilson, Mia. (WR)	178	17	10.5	17	5	3.4	161	12	13.4

WEEK 4 / THROUGH MONDAY, OCTOBER 1, 2018**AFC / LEADERS IN FIRST DOWNS**

Rank	Player, Team	Rush	Rec	Tot
1)	Gordon, LA-C (RB)	13	12	25
2)	Hopkins, Hou. (WR)	0	23	23
3t)	Hunt, K.C. (RB)	17	4	21
3t)	Smith-Schuster, Pit. (WR)	0	21	21
5)	Lynch, Oak. (RB)	16	4	20
6t)	Boyd, Cin. (WR)	0	18	18
6t)	Cook, Oak. (TE)	0	18	18
8t)	Green, Cin. (WR)	0	17	17
8t)	Hill, K.C. (WR)	2	15	17
10t)	Conner, Pit. (RB)	9	7	16
10t)	C. Davis, Ten. (WR)	0	16	16
10t)	Enunwa, NY-J (WR)	0	16	16
10t)	*Freeman, Den. (RB)	15	1	16
14t)	Ekeler, LA-C (RB)	8	7	15
14t)	Hyde, Cle. (RB)	15	0	15
14t)	*Lindsay, Den. (RB)	14	1	15
14t)	Westbrook, Jac. (WR)	1	14	15
14t)	Yeldon, Jac. (RB)	9	6	15
19t)	Bernard, Cin. (RB)	12	2	14
19t)	Brown, Pit. (WR)	0	14	14
19t)	W. Fuller, Hou. (WR)	0	14	14
19t)	*Hines, Ind. (RB)	4	10	14
19t)	Sanders, Den. (WR)	2	12	14
19t)	White, N.E. (RB)	4	10	14
25t)	Allen, Bal. (RB)	7	6	13
25t)	Allen, LA-C (WR)	0	13	13
25t)	Cooper, Oak. (WR)	0	13	13
25t)	Hilton, Ind. (WR)	0	13	13
25t)	Landry, Cle. (WR)	0	13	13
25t)	Snead, Bal. (WR)	0	13	13
31)	Kelce, K.C. (TE)	0	12	12
32t)	J. Brown, Bal. (WR)	0	11	11
32t)	Dorsett, N.E. (WR)	0	11	11
32t)	*Michel, N.E. (RB)	11	0	11
32t)	Watkins, K.C. (WR)	2	9	11
32t)	M. Williams, LA-C (WR)	0	11	11
37t)	*Allen, Buf. (QB)	10	0	10
37t)	Cole, Jac. (WR)	0	10	10
37t)	Crabtree, Bal. (WR)	0	10	10
37t)	Crowell, NY-J (RB)	8	2	10
37t)	Eifert, Cin. (TE)	0	10	10
37t)	Grant, Ind. (WR)	0	10	10
37t)	Gronkowski, N.E. (TE)	0	10	10
37t)	Miller, Hou. (RB)	8	2	10
37t)	Mixon, Cin. (RB)	8	2	10
37t)	Powell, NY-J (RB)	7	3	10
37t)	De. Thomas, Den. (WR)	0	10	10
37t)	Watson, Hou. (QB)	10	0	10
49t)	Collins, Bal. (RB)	6	3	9
49t)	Drake, Mia. (RB)	6	3	9
49t)	James, Pit. (TE)	0	9	9
49t)	McDonald, Pit. (TE)	0	9	9
49t)	Moncrief, Jac. (WR)	0	9	9
49t)	J. Nelson, Oak. (WR)	0	9	9
49t)	Richard, Oak. (RB)	1	8	9
49t)	Rogers, Ind. (WR)	0	9	9
49t)	Stills, Mia. (WR)	0	9	9
49t)	Ty. Williams, LA-C (WR)	1	8	9

WEEK 4 / THROUGH MONDAY, OCTOBER 1, 2018**AFC / LEADING PUNTERS**

Rank	Player, Team	No	Yards	Lg	Avg	TB	Blk	Dwn	OB	Opp Ret	In	Net
1)	Koch, Bal.	16	798	63	49.9	2	1	1	2	9	77	7 40.1
2)	Kern, Ten.	20	974	62	48.7	2	0	2	5	10	79	10 42.8
3)	Kaser, LA-C	13	629	66	48.4	1	1	2	1	7	114	5 35.4
4)	Edwards, NY-J	22	1064	62	48.4	1	0	2	3	12	79	8 43.9
5)	Haack, Mia.	23	1085	65	47.2	3	0	0	5	11	104	8 40.0
6)	R. Allen, N.E.	17	800	59	47.1	1	0	4	1	9	92	4 40.5
7)	Colquitt, K.C.	13	611	67	47.0	2	0	2	1	5	4	5 43.6
8)	*Bojorquez, Buf.	27	1227	59	45.4	1	0	4	3	15	91	14 41.3
9)	Sanchez, Ind.	17	772	59	45.4	1	0	1	1	8	29	5 42.5
10)	King, Den.	20	881	66	44.1	1	0	4	5	8	67	7 39.7
11)	*Townsend, Oak.	17	746	56	43.9	2	0	2	3	5	23	4 40.2
12)	Berry, Pit.	22	935	59	42.5	2	0	4	3	5	67	7 37.6
13)	Colquitt, Cle.	30	1263	59	42.1	1	0	4	5	13	166	14 35.9
14)	*Daniel, Hou.	18	756	57	42.0	1	0	3	1	5	27	10 39.4
15)	Huber, Cin.	12	500	55	41.7	0	1	4	0	3	2	7 38.3
16)	*Cooke, Jac.	20	828	54	41.4	1	0	7	2	8	37	11 38.6

AFC / LEADING PUNTERS, NET AVERAGE

Rank	Player, Team	No	Yards	Lg	Avg	TB	Blk	Dwn	OB	Opp Ret	In	Net
1)	Edwards, NY-J	22	1064	62	48.4	1	0	2	3	12	79	8 43.9
2)	Colquitt, K.C.	13	611	67	47.0	2	0	2	1	5	4	5 43.6
3)	Kern, Ten.	20	974	62	48.7	2	0	2	5	10	79	10 42.8
4)	Sanchez, Ind.	17	772	59	45.4	1	0	1	1	8	29	5 42.5
5)	*Bojorquez, Buf.	27	1227	59	45.4	1	0	4	3	15	91	14 41.3
6)	R. Allen, N.E.	17	800	59	47.1	1	0	4	1	9	92	4 40.5
7)	*Townsend, Oak.	17	746	56	43.9	2	0	2	3	5	23	4 40.2
8)	Koch, Bal.	16	798	63	49.9	2	1	1	2	9	77	7 40.1
9)	Haack, Mia.	23	1085	65	47.2	3	0	0	5	11	104	8 40.0
10)	King, Den.	20	881	66	44.1	1	0	4	5	8	67	7 39.7
11)	*Daniel, Hou.	18	756	57	42.0	1	0	3	1	5	27	10 39.4
12)	*Cooke, Jac.	20	828	54	41.4	1	0	7	2	8	37	11 38.6
13)	Huber, Cin.	12	500	55	41.7	0	1	4	0	3	2	7 38.3
14)	Berry, Pit.	22	935	59	42.5	2	0	4	3	5	67	7 37.6
15)	Colquitt, Cle.	30	1263	59	42.1	1	0	4	5	13	166	14 35.9
16)	Kaser, LA-C	13	629	66	48.4	1	1	2	1	7	114	5 35.4

AFC / PUNT RETURN LEADERS

Rank	Player, Team	Ret	FC	Yards	Avg	Long	TD
1)	Hill, K.C.	5	1	137	27.4	91t	1
2)	A. Roberts, NY-J	6	6	160	26.7	78t	1
3)	D. Harris, Oak.	7	3	119	17.0	49	0
4)	Grant, Mia.	5	2	58	11.6	22	0
5)	Switzer, Pit.	8	4	81	10.1	22	0
6)	Ervin, Hou.	11	2	110	10.0	27	0
7)	C. Jones, Bal.-N.E.	5	1	45	9.0	24	0
8)	*Grant, Bal.	7	4	52	7.4	51	0
9)	Mickens, Jac.	10	1	53	5.3	16	0
10)	*J.J. Jones, LA-C	5	2	24	4.8	11	0
11)	Peppers, Cle.	6	8	26	4.3	15	0

AFC / KICKOFF RETURN LEADERS

Rank	Player, Team	Ret	Yards	Avg	Long	TD
1)	Grant, Mia.	8	289	36.1	102t	1
2)	Erickson, Cin.	5	155	31.0	47	0
3)	M. Murphy, Buf.	7	213	30.4	49	0
4)	Patterson, N.E.	6	157	26.2	45	0
5)	Ervin, Hou.	10	253	25.3	36	0
6)	White, Bal.	6	135	22.5	37	0
7)	Peppers, Cle.	8	170	21.3	28	0
8)	Switzer, Pit.	11	225	20.5	35	0
9)	Pascal, Ind.	7	140	20.0	28	0
10)	A. Roberts, NY-J	6	107	17.8	23	0

WEEK 4 / THROUGH MONDAY, OCTOBER 1, 2018**AFC / LEADERS IN INTERCEPTIONS**

Rank	Player, Team	Int	Yards	Avg	Long	TD
1)	Howard, Mia.	3	39	13.0	39	0
2t)	Jones, Mia.	2	80	40.0	54	0
2t)	Lee, NY-J	2	57	28.5	36t	1
2t)	Randall, Cle.	2	50	25.0	50	0
2t)	*Ward, Cle.	2	26	13.0	26	0
6t)	Tr. Williams, LA-C	1	86	86.0	86	0
6t)	Adams, NY-J	1	38	38.0	38	0
6t)	Conley, Oak.	1	36	36.0	36t	1
6t)	*Te. Edmunds, Pit.	1	35	35.0	35	0
6t)	Butler, Ten.	1	34	34.0	34	0
6t)	Onwuasor, Bal.	1	33	33.0	33	0
6t)	Carr, Bal.	1	32	32.0	32	0
6t)	Jack, Jac.	1	32	32.0	32t	1
6t)	K. Moore, Ind.	1	32	32.0	32	0
6t)	McDonald, Mia.	1	31	31.0	31	0
6t)	*Bates, Cin.	1	21	21.0	21	0
6t)	Levine, Bal.	1	16	16.0	16	0
6t)	Jefferson, Bal.	1	15	15.0	15	0
6t)	Melvin, Oak.	1	15	15.0	15	0
6t)	*Fitzpatrick, Mia.	1	14	14.0	14	0
6t)	Poyer, Buf.	1	11	11.0	11	0
6t)	A. Walker, Ind.	1	11	11.0	11	0
6t)	Dupree, Pit.	1	10	10.0	10t	1
6t)	*White, LA-C	1	9	9.0	9	0
6t)	Johnson, NY-J	1	7	7.0	7	0
6t)	*James, LA-C	1	4	4.0	4	0
6t)	Rochell, LA-C	1	4	4.0	4	0
6t)	D. Roberts, NY-J	1	3	3.0	3	0
6t)	P. Brown, Cin.	1	2	2.0	2	0
6t)	Alonso, Mia.	1	1	1.0	1	0
6t)	Desir, Ind.	1	1	1.0	1	0
6t)	Williams, Cin.	1	1	1.0	1	0
6t)	*Bentley, N.E.	1	0	0.0	0	0
6t)	Claiborne, NY-J	1	0	0.0	0	0
6t)	Gaines, Cle.	1	0	0.0	0	0
6t)	Gilmore, N.E.	1	0	0.0	0	0
6t)	Hilton, Pit.	1	0	0.0	0	0
6t)	Jackson, Ten.	1	0	0.0	0	0
6t)	*Jackson, N.E.	1	0	0.0	0	0
6t)	A. Jones, Den.	1	0	0.0	0	0
6t)	Mathieu, Hou.	1	0	0.0	0	0
6t)	McCain, Mia.	1	0	0.0	0	0
6t)	Milano, Buf.	1	0	0.0	0	0
6t)	Mitchell, Cle.	1	0	0.0	0	0
6t)	E. Murray, K.C.	1	0	0.0	0	0
6t)	R. Nelson, Oak.	1	0	0.0	0	0
6t)	Parker, K.C.	1	0	0.0	0	0
6t)	Phillips, LA-C	1	0	0.0	0	0
6t)	Schobert, Cle.	1	0	0.0	0	0
6t)	Simmons, Den.	1	0	0.0	0	0
6t)	Sutton, Pit.	1	0	0.0	0	0
6t)	Vaccaro, Ten.	1	0	0.0	0	0
6t)	Van Noy, N.E.	1	0	0.0	0	0

WEEK 4 / THROUGH MONDAY, OCTOBER 1, 2018**AFC / LEADERS IN SACKS**

Rank	Player, Team	Sacks
1)	Watt, Hou. (DE)	5.0
2)	Garrett, Cle. (DE)	4.5
3t)	Atkins, Cin. (DT)	4.0
3t)	Hunt, Ind. (DE)	4.0
3t)	*Leonard, Ind. (LB)	4.0
3t)	Miller, Den. (LB)	4.0
7t)	Bailey, K.C. (DE)	3.0
7t)	Campbell, Jac. (DT)	3.0
7t)	Casey, Ten. (DT)	3.0
7t)	Dunlap, Cin. (DE)	3.0
7t)	Dupree, Pit. (LB)	3.0
7t)	Ford, K.C. (LB)	3.0
7t)	Houston, K.C. (LB)	3.0
7t)	*James, LA-C (DB)	3.0
7t)	Ogunjobi, Cle. (DT)	3.0
7t)	Watt, Pit. (LB)	3.0
17t)	H. Anderson, NY-J (DE)	2.5
17t)	Suggs, Bal. (LB)	2.5
17t)	Wise, N.E. (DE)	2.5
20t)	Autry, Ind. (DE)	2.0
20t)	Bostic, Pit. (LB)	2.0
20t)	Clowney, Hou. (LB)	2.0
20t)	Correa, Ten. (LB)	2.0
20t)	Hargrave, Pit. (DT)	2.0
20t)	Hayes, Mia. (DE)	2.0
20t)	Hughes, Buf. (DE)	2.0
20t)	*Hurst, Oak. (DT)	2.0
20t)	Irvin, Oak. (DE)	2.0
20t)	Jenkins, NY-J (LB)	2.0
20t)	Reader, Hou. (NT)	2.0
20t)	Sheard, Ind. (DE)	2.0
20t)	Z. Smith, Bal. (LB)	2.0
20t)	*Turay, Ind. (DE)	2.0
20t)	Ward, Ind. (DE)	2.0
20t)	T. Williams, Bal. (LB)	2.0
20t)	Williamson, NY-J (LB)	2.0
20t)	T. Young, Bal. (DB)	2.0
38t)	*Avery, Cle. (LB)	1.5
38t)	*Chubb, Den. (LB)	1.5
38t)	Flowers, N.E. (DE)	1.5
38t)	Ingram, LA-C (DE)	1.5
38t)	T. Murphy, Buf. (DE)	1.5
38t)	Williams, Buf. (DT)	1.5

WEEK 4 / THROUGH MONDAY, OCTOBER 1, 2018**AFC / FUMBLE RECOVERIES**

Rank	Player, Team	TotRec	OffRec	DefRec
1)	Mahomes, K.C.	3	3	0
2t)	*Allen, Buf.	2	2	0
2t)	Bitonio, Cle.	2	2	0
2t)	Hankins, Oak.	2	0	2
2t)	Luck, Ind.	2	2	0
2t)	Milano, Buf.	2	0	2
2t)	Schobert, Cle.	2	0	2
2t)	Watson, Hou.	2	2	0
9t)	Alexander, Buf.	1	0	1
9t)	Bademosi, Hou.	1	0	1
9t)	*Bojorquez, Buf.	1	1	0
9t)	Bortles, Jac.	1	1	0
9t)	Boyd, Cin.	1	1	0
9t)	*Chark, Jac.	1	1	0
9t)	Chickillo, Pit.	1	0	1
9t)	Clowney, Hou.	1	0	1
9t)	Croom, Buf.	1	1	0
9t)	Derby, Mia.	1	1	0
9t)	Desir, Ind.	1	0	1
9t)	*Te. Edmunds, Pit.	1	0	1
9t)	*Ejiofor, Hou.	1	0	1
9t)	Ekeler, LA-C	1	1	0
9t)	Enunwa, NY-J	1	1	0
9t)	Fejedelem, Cin.	1	0	1
9t)	Finney, Pit.	1	1	0
9t)	Flacco, Bal.	1	1	0
9t)	Fowler, Jac.	1	0	1
9t)	Harmon, N.E.	1	0	1
9t)	*Herndon, NY-J	1	1	0
9t)	Higgins, Cle.	1	1	0
9t)	Hightower, N.E.	1	0	1
9t)	Hill, K.C.	1	1	0
9t)	Hilton, Pit.	1	0	1
9t)	Hogan, N.E.	1	1	0
9t)	Hunt, Ind.	1	0	1
9t)	Hyde, Cle.	1	1	0
9t)	*L. Jackson, Bal.	1	1	0
9t)	Jefferson, Bal.	1	0	1
9t)	Jenkins, NY-J	1	0	1
9t)	Johnson, NY-J	1	0	1
9t)	*J.J. Jones, LA-C	1	1	0
9t)	King, LA-C	1	0	1
9t)	*Leonard, Ind.	1	0	1
9t)	Lewis, Bal.	1	1	0
9t)	Linder, Jac.	1	1	0
9t)	Mathieu, Hou.	1	0	1
9t)	McMillan, Mia.	1	0	1
9t)	Miller, Den.	1	0	1
9t)	Mitchell, Cle.	1	0	1
9t)	Morgan, Ten.	1	0	1
9t)	M. Murphy, Buf.	1	1	0
9t)	J. Nelson, Oak.	1	1	0
9t)	Orakpo, Ten.	1	0	1
9t)	Payne, Jac.	1	0	1
9t)	Peppers, Cle.	1	0	1
9t)	*Phillips, Cin.	1	1	0
9t)	Powell, NY-J	1	1	0
9t)	Randall, Cle.	1	0	1
9t)	Roethlisberger, Pit.	1	1	0
9t)	Skrine, NY-J	1	0	1
9t)	Taylor, Cle.	1	1	0
9t)	Thomas, K.C.	1	1	0
9t)	Van Noy, N.E.	1	0	1
9t)	Veldheer, Den.	1	1	0
9t)	*Ward, Cle.	1	0	1
9t)	Williams, Buf.	1	0	1
9t)	Williams, Ten.	1	1	0
9t)	Ty. Williams, LA-C	1	1	0
9t)	Williamson, NY-J	1	0	1
9t)	Willis, Cin.	1	0	1
9t)	Winchester, K.C.	1	0	1
9t)	T. Young, Bal.	1	1	0

WEEK 4 / THROUGH MONDAY, OCTOBER 1, 2018**AFC / OFFENSIVE FUMBLE RECOVERIES**

Rank	Player, Team	Ret	Yards	Avg	Long	TD
1)	Mahomes, K.C.	3	0	0.0	0	0
2t)	*Allen, Buf.	2	0	0.0	0	0
2t)	Bitonio, Cle.	2	0	0.0	0	0
2t)	Luck, Ind.	2	0	0.0	0	0
2t)	Watson, Hou.	2	0	0.0	0	0
6t)	*Chark, Jac.	1	7	7.0	7	0
6t)	*Bojorquez, Buf.	1	0	0.0	0	0
6t)	Bortles, Jac.	1	0	0.0	0	0
6t)	Boyd, Cin.	1	0	0.0	0	0
6t)	Croom, Buf.	1	0	0.0	0	0
6t)	Derby, Mia.	1	0	0.0	0	0
6t)	Ekeler, LA-C	1	0	0.0	0	0
6t)	Enunwa, NY-J	1	0	0.0	0	0
6t)	Finney, Pit.	1	0	0.0	0	0
6t)	Flacco, Bal.	1	0	0.0	0	0
6t)	*Herndon, NY-J	1	0	0.0	0	0
6t)	Higgins, Cle.	1	0	0.0	0	0
6t)	Hill, K.C.	1	0	0.0	0	0
6t)	Hogan, N.E.	1	0	0.0	0	0
6t)	Hyde, Cle.	1	0	0.0	0	0
6t)	*L. Jackson, Bal.	1	0	0.0	0	0
6t)	*J.J. Jones, LA-C	1	0	0.0	0	0
6t)	Lewis, Bal.	1	0	0.0	0	0
6t)	Linder, Jac.	1	0	0.0	0	0
6t)	M. Murphy, Buf.	1	0	0.0	0	0
6t)	J. Nelson, Oak.	1	0	0.0	0	0
6t)	*Phillips, Cin.	1	0	0.0	0	0
6t)	Powell, NY-J	1	0	0.0	0	0
6t)	Roethlisberger, Pit.	1	0	0.0	0	0
6t)	Taylor, Cle.	1	0	0.0	0	0
6t)	Thomas, K.C.	1	0	0.0	0	0
6t)	Veldheer, Den.	1	0	0.0	0	0
6t)	Williams, Ten.	1	0	0.0	0	0
6t)	Ty. Williams, LA-C	1	0	0.0	0	0
6t)	T. Young, Bal.	1	0	0.0	0	0

AFC / DEFENSIVE FUMBLE RECOVERIES

Rank	Player, Team	Ret	Yards	Avg	Long	TD
1t)	Schobert, Cle.	2	26	13.0	26	0
1t)	Hankins, Oak.	2	0	0.0	0	0
1t)	Milano, Buf.	2	0	0.0	0	0
4t)	Fejedelem, Cin.	1	83	83.0	83t	1
4t)	Johnson, NY-J	1	25	25.0	25	0
4t)	*Ward, Cle.	1	20	20.0	20	0
4t)	Peppers, Cle.	1	16	16.0	16	0
4t)	Harmon, N.E.	1	4	4.0	4	0
4t)	Hilton, Pit.	1	2	2.0	2	0
4t)	Mathieu, Hou.	1	1	1.0	1	0
4t)	Alexander, Buf.	1	0	0.0	0	0
4t)	Bademosi, Hou.	1	0	0.0	0	0
4t)	Chickillo, Pit.	1	0	0.0	0	0
4t)	Clowney, Hou.	1	0	0.0	0t	1
4t)	Desir, Ind.	1	0	0.0	0	0
4t)	*Te. Edmunds, Pit.	1	0	0.0	0	0
4t)	*Ejiofor, Hou.	1	0	0.0	0	0
4t)	Fowler, Jac.	1	0	0.0	0	0
4t)	Hightower, N.E.	1	0	0.0	0	0
4t)	Hunt, Ind.	1	0	0.0	0	0
4t)	Jefferson, Bal.	1	0	0.0	0	0
4t)	Jenkins, NY-J	1	0	0.0	0	0
4t)	King, LA-C	1	0	0.0	0	0
4t)	*Leonard, Ind.	1	0	0.0	0	0
4t)	McMillan, Mia.	1	0	0.0	0	0
4t)	Miller, Den.	1	0	0.0	0	0
4t)	Mitchell, Cle.	1	0	0.0	0	0
4t)	Morgan, Ten.	1	0	0.0	0	0
4t)	Orakpo, Ten.	1	0	0.0	0	0
4t)	Payne, Jac.	1	0	0.0	0	0
4t)	Randall, Cle.	1	0	0.0	0	0
4t)	Skrine, NY-J	1	0	0.0	0	0
4t)	Van Noy, N.E.	1	0	0.0	0	0
4t)	Williams, Buf.	1	0	0.0	0	0
4t)	Williamson, NY-J	1	0	0.0	0	0
4t)	Willis, Cin.	1	0	0.0	0	0
4t)	Winchester, K.C.	1	0	0.0	0	0

WEEK 4 / THROUGH MONDAY, OCTOBER 1, 2018**NFC / LEADING PASSERS**

Player, Team	Att	Comp	Pct		Avg		Pct			Pct	Rating
			Comp	Yds	Gain	TD	TD	Long	Int		
Goff, LA-R	134	97	72.4	1406	10.49	11	8.2	70t	2	1.5	127.3
Brees, N.O.	161	122	75.8	1295	8.04	8	5.0	42	0	0.0	115.3
Fitzpatrick, T.B.	129	87	67.4	1356	10.51	11	8.5	75t	5	3.9	114.4
Ryan, Atl.	145	99	68.3	1316	9.08	10	6.9	75t	2	1.4	114.0
Cousins, Min.	189	131	69.3	1387	7.34	10	5.3	75t	2	1.1	103.6
A. Smith, Was.	96	66	68.8	767	7.99	4	4.2	52	1	1.0	102.2
Trubisky, Chi.	130	91	70.0	945	7.27	8	6.2	47	3	2.3	101.6
Newton, Car.	95	64	67.4	646	6.80	5	5.3	51t	1	1.1	99.7
Manning, NY-G	151	112	74.2	1055	6.99	4	2.6	37	1	0.7	99.1
Rodgers, G.B.	156	99	63.5	1130	7.24	7	4.5	75t	1	0.6	97.4
Wilson, Sea.	121	76	62.8	888	7.34	7	5.8	66	3	2.5	94.0
Wentz, Phi.	87	58	66.7	603	6.93	3	3.4	56t	1	1.1	93.2
Stafford, Det.	165	112	67.9	1202	7.28	8	4.8	67	5	3.0	92.5
Garoppolo, S.F.	89	53	59.6	718	8.07	5	5.6	56	3	3.4	90.0
Prescott, Dal.	115	71	61.7	753	6.55	4	3.5	64t	2	1.7	85.2
Foles, Phi.	82	54	65.9	451	5.50	1	1.2	50	1	1.2	78.9
Bradford, Ariz	80	50	62.5	400	5.00	2	2.5	35t	4	5.0	62.5

NFC / LEADING PASSERS, RANKS

Player, Team	Att	Comp	Pct		Avg		Pct			Pct	Rating
			Comp	Yds	Gain	TD	TD	Long	Int		
Goff, LA-R	7	7	3	1	2	1t	2		8t	10	1
Brees, N.O.	3	2	1	5	5	5t	9		1	1	2
Fitzpatrick, T.B.	9	9	9	3	1	1t	1		16t	16	3
Ryan, Atl.	6	5t	7	4	3	3t	3		8t	9	4
Cousins, Min.	1	1	5	2	8	3t	7		8t	6	5
A. Smith, Was.	12	12	6	11	6	12t	12		2t	4	6
Trubisky, Chi.	8	8	4	9	10	5t	4		12t	12	7
Newton, Car.	13	13	10	14	14	10t	8		2t	5	8
Manning, NY-G	5	3t	2	8	12	12t	15		2t	3	9
Rodgers, G.B.	4	5t	13	7	11	8t	11		2t	2	10
Wilson, Sea.	10	10	14	10	7	8t	5		12t	13	11
Wentz, Phi.	15	14	11	15	13	15	14		2t	7	12
Stafford, Det.	2	3t	8	6	9	5t	10		16t	14	13
Garoppolo, S.F.	14	16	17	13	4	10t	6		12t	15	14
Prescott, Dal.	11	11	16	12	15	12t	13		8t	11	15
Foles, Phi.	16	15	12	16	16	18t	17		2t	8	16
Bradford, Ariz	17	17	15	17	17	16t	16		15	17	17

WEEK 4 / THROUGH MONDAY, OCTOBER 1, 2018**NFC / FOURTH-QUARTER PASSING LEADERS**

Rank	Player, Team	Att	Comp	Comp%	Yards	YPA	TD	TD%	Int	Int%	Rating
1)	Brees, N.O.	40	31	77.5	339	8.48	4	10.0	0	0.0	135.3
2)	Fitzpatrick, T.B.	31	22	71.0	276	8.90	3	9.7	0	0.0	130.6
3)	Ryan, Atl.	37	27	73.0	444	12.00	3	8.1	1	2.7	128.7
4)	Rodgers, G.B.	47	32	68.1	451	9.60	3	6.4	0	0.0	120.1
5)	Stafford, Det.	42	25	59.5	335	7.98	3	7.1	0	0.0	108.7
6)	Newton, Car.	28	19	67.9	262	9.36	2	7.1	1	3.6	106.5
7)	Cousins, Min.	54	36	66.7	399	7.39	4	7.4	1	1.9	105.4
8)	Wilson, Sea.	32	22	68.8	281	8.78	3	9.4	2	6.3	101.2
9)	Manning, NY-G	50	36	72.0	385	7.70	2	4.0	1	2.0	99.2
10)	Goff, LA-R	31	19	61.3	205	6.61	1	3.2	0	0.0	91.5
11)	A. Smith, Was.	25	17	68.0	178	7.12	0	0.0	0	0.0	88.4
12)	Trubisky, Chi.	23	14	60.9	110	4.78	1	4.3	0	0.0	87.2
13)	*Rosen, Ariz	18	11	61.1	158	8.78	1	5.6	1	5.6	85.0
14)	Wentz, Phi.	20	14	70.0	101	5.05	0	0.0	0	0.0	81.5
15)	Prescott, Dal.	44	28	63.6	294	6.68	1	2.3	1	2.3	81.1
16)	Foles, Phi.	20	13	65.0	103	5.15	1	5.0	1	5.0	73.5
17)	Bradford, Ariz	32	24	75.0	155	4.84	0	0.0	1	3.1	71.7
18)	Garoppolo, S.F.	19	12	63.2	130	6.84	0	0.0	2	10.5	43.6

NFC / THIRD-DOWN PASSING LEADERS

Rank	Player, Team	Att	Comp	Comp%	Yards	YPA	TD	TD%	Int	Int%	Rating
1)	Manning, NY-G	41	33	80.5	356	8.68	3	7.3	0	0.0	127.2
2)	Rodgers, G.B.	40	27	67.5	407	10.18	2	5.0	0	0.0	117.4
3)	Fitzpatrick, T.B.	31	19	61.3	290	9.35	3	9.7	1	3.2	111.0
4)	Cousins, Min.	48	31	64.6	327	6.81	3	6.3	0	0.0	105.1
5)	A. Smith, Was.	28	18	64.3	236	8.43	1	3.6	0	0.0	102.7
6)	Ryan, Atl.	40	26	65.0	311	7.78	2	5.0	1	2.5	94.9
7)	Brees, N.O.	31	19	61.3	147	4.74	2	6.5	0	0.0	94.4
8)	Trubisky, Chi.	30	21	70.0	152	5.07	1	3.3	0	0.0	92.6
9)	Newton, Car.	23	15	65.2	100	4.35	1	4.3	0	0.0	89.0
10)	Wentz, Phi.	20	9	45.0	108	5.40	1	5.0	0	0.0	78.8
11)	Goff, LA-R	31	19	61.3	273	8.81	1	3.2	2	6.5	73.7
12)	Wilson, Sea.	35	16	45.7	202	5.77	3	8.6	2	5.7	69.0
13)	Stafford, Det.	40	22	55.0	327	8.18	2	5.0	3	7.5	67.4
14)	Prescott, Dal.	30	16	53.3	123	4.10	0	0.0	0	0.0	63.6
15)	Garoppolo, S.F.	20	10	50.0	121	6.05	0	0.0	1	5.0	48.1
16)	Bradford, Ariz	21	11	52.4	118	5.62	0	0.0	2	9.5	29.6

WEEK 4 / THROUGH MONDAY, OCTOBER 1, 2018**NFC / LEADING RUSHERS**

Rank	Player, Team	Att	Yards	Avg	Long	TD
1)	Elliott, Dal.	73	426	5.8	41	2
2)	Gurley, LA-R	79	338	4.3	23	4
3)	Breida, S.F.	41	313	7.6	66t	1
4)	Kamara, N.O.	56	275	4.9	49t	5
5)	McCaffrey, Car.	46	271	5.9	45	0
6)	*Barkley, NY-G	56	260	4.6	68t	3
7)	Peterson, Was.	56	236	4.2	41	3
8)	*Johnson, Det.	38	216	5.7	32	1
9)	Coleman, Atl.	54	210	3.9	36	1
10)	Howard, Chi.	64	203	3.2	17	1
11)	Johnson, Ariz	56	187	3.3	21	2
12)	Carson, Sea.	45	177	3.9	24	1
13)	Morris, S.F.	44	167	3.8	16	1
14)	J. Williams, G.B.	47	162	3.4	11	0
15)	Ajayi, Phi.	37	155	4.2	20	3
16)	Barber, T.B.	50	148	3.0	23	0
17)	Cohen, Chi.	27	139	5.1	21	0
18)	Newton, Car. (QB)	28	136	4.9	29	3
19)	Smallwood, Phi.	22	123	5.6	15	1
20)	Trubisky, Chi. (QB)	17	117	6.9	26	1
21)	Clement, Phi.	27	112	4.1	21	1
22)	A. Jones, G.B.	17	107	6.3	30	1
23)	M. Davis, Sea.	24	104	4.3	20t	2
24)	Cook, Min.	36	98	2.7	15	0
25)	Blount, Det.	35	95	2.7	13	0
26)	M. Brown, LA-R	18	93	5.2	19	0
27)	*Penny, Sea.	29	92	3.2	15	0
28)	Prescott, Dal. (QB)	17	87	5.1	15	0
29)	Thompson, Was.	15	83	5.5	16	0
30t)	C. Anderson, Car.	12	75	6.3	22	0
30t)	*Smith, Atl.	18	75	4.2	18	1
32)	Montgomery, G.B.	16	72	4.5	16	0
33t)	T. Hill, N.O. (QB)	7	67	9.6	35	0
33t)	Rodgers, G.B. (QB)	11	67	6.1	15	0
35)	Murray, Min.	19	64	3.4	9	0
36)	Fitzpatrick, T.B. (QB)	18	62	3.4	17	1
37)	Cousins, Min. (QB)	12	61	5.1	19	0
38)	A. Smith, Was. (QB)	19	48	2.5	7	0
39t)	Gillislee, N.O.	16	43	2.7	5	0
39t)	Ryan, Atl. (QB)	12	43	3.6	8t	2
41)	Wilson, Sea. (QB)	11	42	3.8	10	0
42)	Austin, Dal. (WR)	4	41	10.3	18	0
43)	*Edmonds, Ariz	13	40	3.1	9	0
44)	Freeman, Atl.	6	36	6.0	20	0
45)	Crowder, Was. (WR)	3	35	11.7	25	0
46)	Garoppolo, S.F. (QB)	8	33	4.1	13	0
47)	Gallman, NY-G	10	32	3.2	8	0
48)	*Adams, Phi.	6	30	5.0	16	0
49t)	*R. Jones, T.B.	10	29	2.9	7	0
49t)	Stafford, Det. (QB)	5	29	5.8	10	0

WEEK 4 / THROUGH MONDAY, OCTOBER 1, 2018**NFC / THIRD-AND-ONE RUSHING LEADERS**

Rank	Player, Team	Att	FD	Pct
1t)	*Barkley, NY-G	3	3	100.0
1t)	Gurley, LA-R	3	3	100.0
1t)	A. Jones, G.B.	2	2	100.0
1t)	Morris, S.F.	2	2	100.0
1t)	Newton, Car.	2	2	100.0
1t)	Peterson, Was.	2	2	100.0
1t)	Agholor, Phi.	1	1	100.0
1t)	Ajayi, Phi.	1	1	100.0
1t)	Beathard, S.F.	1	1	100.0
1t)	Blount, Det.	1	1	100.0
1t)	Brees, N.O.	1	1	100.0
1t)	M. Brown, LA-R	1	1	100.0
1t)	T. Burton, Chi.	1	1	100.0
1t)	Clement, Phi.	1	1	100.0
1t)	M. Davis, Sea.	1	1	100.0
1t)	*Edmonds, Ariz	1	1	100.0
1t)	Fitzpatrick, T.B.	1	1	100.0
1t)	Garoppolo, S.F.	1	1	100.0
1t)	Goff, LA-R	1	1	100.0
1t)	Ham, Min.	1	1	100.0
1t)	Johnson, Ariz	1	1	100.0
1t)	*Johnson, Det.	1	1	100.0
1t)	Kelley, Was.	1	1	100.0
1t)	Madden, Sea.	1	1	100.0
1t)	Ryan, Atl.	1	1	100.0
1t)	Smallwood, Phi.	1	1	100.0
1t)	A. Smith, Was.	1	1	100.0
1t)	Sproles, Phi.	1	1	100.0
1t)	Stafford, Det.	1	1	100.0
1t)	Trubisky, Chi.	1	1	100.0
1t)	J. Williams, G.B.	1	1	100.0
1t)	Woods, LA-R	1	1	100.0
33)	Kamara, N.O.	4	3	75.0
34)	Coleman, Atl.	3	2	66.7
35)	Howard, Chi.	5	3	60.0
36)	Elliott, Dal.	4	2	50.0

WEEK 4 / THROUGH MONDAY, OCTOBER 1, 2018**NFC / LEADERS IN RECEPTIONS**

Rank	Player, Team	Rec	Yards	Avg	Long	TD
1)	Thomas, N.O.	42	445	10.6	35	3
2)	Thielen, Min.	40	473	11.8	45t	2
3)	Kamara, N.O. (RB)	35	336	9.6	35	1
4t)	Beckham, NY-G	31	331	10.7	30	0
4t)	Ertz, Phi. (TE)	31	327	10.5	34	0
6t)	J. Jones, Atl.	29	502	17.3	58	0
6t)	M. Evans, T.B.	29	426	14.7	51	3
8t)	Tate, Det.	28	389	13.9	67	3
8t)	D. Adams, G.B.	28	285	10.2	51	3
10t)	Diggs, Min.	27	311	11.5	75t	3
10t)	*Barkley, NY-G (RB)	27	193	7.1	21	0
12)	Cooks, LA-R	26	452	17.4	57	1
13)	Agholor, Phi.	25	167	6.7	50	1
14t)	Kupp, LA-R	24	348	14.5	70t	4
14t)	Woods, LA-R	24	323	13.5	36	3
14t)	S. Shepard, NY-G	24	229	9.5	23	2
17)	Golladay, Det.	23	330	14.3	30t	2
18t)	Gabriel, Chi.	22	193	8.8	33	2
18t)	McCaffrey, Car. (RB)	22	157	7.1	18	0
20)	Riddick, Det. (RB)	21	118	5.6	20	0
21)	Thompson, Was. (RB)	20	155	7.8	23	1
22t)	Allison, G.B.	19	289	15.2	64t	2
22t)	Robinson, Chi.	19	217	11.4	39	1
24t)	Kittle, S.F. (TE)	18	316	17.6	82t	1
24t)	Rudolph, Min. (TE)	18	188	10.4	24	2
26t)	Jackson, T.B.	17	424	24.9	75t	3
26t)	Lockett, Sea.	17	249	14.6	52t	3
26t)	Cobb, G.B.	17	194	11.4	75t	1
29t)	Beasley, Dal.	16	185	11.6	19	0
29t)	Sanu, Atl.	16	184	11.5	36	1
29t)	Graham, G.B. (TE)	16	169	10.6	34	1
29t)	*Kirk, Ariz	16	149	9.3	32	0
33t)	*Ridley, Atl.	15	264	17.6	75t	6
33t)	M. Jones, Det.	15	233	15.5	34	2
33t)	Gurley, LA-R (RB)	15	194	12.9	56	2
33t)	Godwin, T.B.	15	193	12.9	20	3
33t)	Fitzgerald, Ariz	15	141	9.4	27	0
33t)	Elliot, Dal. (RB)	15	125	8.3	38t	1
39t)	Funchess, Car.	14	185	13.2	27	1
39t)	Cohen, Chi. (RB)	14	169	12.1	35	1
39t)	Reed, Was. (TE)	14	168	12.0	34	1
42t)	Watson, N.O. (TE)	13	157	12.1	27	0
42t)	Johnson, Ariz (RB)	13	104	8.0	30	1
42t)	Humphries, T.B.	13	101	7.8	20	0
45t)	Ginn, N.O.	12	135	11.3	42	2
45t)	Hooper, Atl. (TE)	12	125	10.4	30	1
45t)	Treadwell, Min.	12	121	10.1	19	1
48t)	Howard, T.B. (TE)	11	222	20.2	75t	1
48t)	T. Burton, Chi. (TE)	11	176	16.0	47	2
48t)	Garcon, S.F.	11	141	12.8	23	0
48t)	Montgomery, G.B. (RB)	11	135	12.3	43	0
48t)	Swaim, Dal. (TE)	11	104	9.5	31	1
48t)	*Johnson, Det. (RB)	11	53	4.8	9	0

WEEK 4 / THROUGH MONDAY, OCTOBER 1, 2018**NFC / RECEIVING YARDAGE LEADERS**

Rank	Player, Team	Yards	Rec	Avg	Long	TD
1)	J. Jones, Atl.	502	29	17.3	58	0
2)	Thielen, Min.	473	40	11.8	45t	2
3)	Cooks, LA-R	452	26	17.4	57	1
4)	Thomas, N.O.	445	42	10.6	35	3
5)	M. Evans, T.B.	426	29	14.7	51	3
6)	Jackson, T.B.	424	17	24.9	75t	3
7)	Tate, Det.	389	28	13.9	67	3
8)	Kupp, LA-R	348	24	14.5	70t	4
9)	Kamara, N.O. (RB)	336	35	9.6	35	1
10)	Beckham, NY-G	331	31	10.7	30	0
11)	Golladay, Det.	330	23	14.3	30t	2
12)	Ertz, Phi. (TE)	327	31	10.5	34	0
13)	Woods, LA-R	323	24	13.5	36	3
14)	Kittle, S.F. (TE)	316	18	17.6	82t	1
15)	Diggs, Min.	311	27	11.5	75t	3
16)	Allison, G.B.	289	19	15.2	64t	2
17)	D. Adams, G.B.	285	28	10.2	51	3
18)	*Ridley, Atl.	264	15	17.6	75t	6
19)	Lockett, Sea.	249	17	14.6	52t	3
20)	M. Jones, Det.	233	15	15.5	34	2
21)	S. Shepard, NY-G	229	24	9.5	23	2
22)	Howard, T.B. (TE)	222	11	20.2	75t	1
23)	Robinson, Chi.	217	19	11.4	39	1
24t)	Cobb, G.B.	194	17	11.4	75t	1
24t)	Gurley, LA-R (RB)	194	15	12.9	56	2
26t)	*Barkley, NY-G (RB)	193	27	7.1	21	0
26t)	Gabriel, Chi.	193	22	8.8	33	2
26t)	Godwin, T.B.	193	15	12.9	20	3
29)	Rudolph, Min. (TE)	188	18	10.4	24	2
30t)	Beasley, Dal.	185	16	11.6	19	0
30t)	Funchess, Car.	185	14	13.2	27	1
32)	Sanu, Atl.	184	16	11.5	36	1
33)	T. Burton, Chi. (TE)	176	11	16.0	47	2
34t)	Cohen, Chi. (RB)	169	14	12.1	35	1
34t)	Graham, G.B. (TE)	169	16	10.6	34	1
36)	Reed, Was. (TE)	168	14	12.0	34	1
37)	Agholor, Phi.	167	25	6.7	50	1
38t)	McCaffrey, Car. (RB)	157	22	7.1	18	0
38t)	Watson, N.O. (TE)	157	13	12.1	27	0
40)	*Dissly, Sea. (TE)	156	8	19.5	66	2
41)	Thompson, Was. (RB)	155	20	7.8	23	1
42)	*Kirk, Ariz	149	16	9.3	32	0
43t)	Fitzgerald, Ariz	141	15	9.4	27	0
43t)	Garcon, S.F.	141	11	12.8	23	0
45t)	Ginn, N.O.	135	12	11.3	42	2
45t)	Montgomery, G.B. (RB)	135	11	12.3	43	0
47)	Richardson, Was.	131	9	14.6	46t	1
48t)	Elliott, Dal. (RB)	125	15	8.3	38t	1
48t)	Hooper, Atl. (TE)	125	12	10.4	30	1
48t)	Marshall, Sea.	125	10	12.5	27	1

WEEK 4 / THROUGH MONDAY, OCTOBER 1, 2018

NFC / THIRD-DOWN RECEIVING LEADERS

Rank	Player, Team	Rec	Yards	Avg	Long	TD
1)	Thielen, Min.	13	125	9.6	34	0
2t)	J. Jones, Atl.	10	149	14.9	33	0
2t)	Thomas, N.O.	10	84	8.4	15	1
4t)	Tate, Det.	9	146	16.2	67	1
4t)	Beckham, NY-G	9	103	11.4	30	0
6)	S. Shepard, NY-G	8	71	8.9	19	2
7t)	Kupp, LA-R	7	136	19.4	53t	1
7t)	M. Evans, T.B.	7	105	15.0	50t	1
7t)	*Kirk, Ariz	7	98	14.0	32	0
7t)	D. Adams, G.B.	7	83	11.9	25	0
7t)	*Barkley, NY-G (RB)	7	83	11.9	21	0
7t)	Kittle, S.F. (TE)	7	82	11.7	18	0
7t)	Thompson, Was. (RB)	7	43	6.1	14	0
7t)	Elliott, Dal. (RB)	7	31	4.4	13	0
15t)	Cobb, G.B.	6	122	20.3	75t	1
15t)	Cooks, LA-R	6	83	13.8	24	0
15t)	*Ridley, Atl.	6	77	12.8	22	2
15t)	Graham, G.B. (TE)	6	73	12.2	34	1
15t)	Beasley, Dal.	6	64	10.7	18	0
15t)	Agholor, Phi.	6	42	7.0	13	0
21t)	Lockett, Sea.	5	99	19.8	52t	1
21t)	Diggs, Min.	5	68	13.6	24	1
21t)	Godwin, T.B.	5	60	12.0	20	2
21t)	Fitzgerald, Ariz	5	52	10.4	16	0
21t)	Engram, NY-G (TE)	5	50	10.0	18t	1
21t)	Ertz, Phi. (TE)	5	49	9.8	18	0
21t)	Woods, LA-R	5	45	9.0	13	0
21t)	Cohen, Chi. (RB)	5	32	6.4	9	0
29t)	Montgomery, G.B. (RB)	4	86	21.5	43	0
29t)	Golladay, Det.	4	70	17.5	22	0
29t)	Marshall, Sea.	4	48	12.0	20t	1
29t)	Treadwell, Min.	4	43	10.8	14t	1
29t)	Rudolph, Min. (TE)	4	41	10.3	23	0
29t)	Robinson, Chi.	4	39	9.8	13	0
29t)	Sanu, Atl.	4	39	9.8	12	0
29t)	Rodgers, T.B. (RB)	4	30	7.5	13	0
29t)	Wright, Car.	4	24	6.0	7	1
38t)	Jackson, T.B.	3	74	24.7	35	0
38t)	Jeffery, Phi.	3	60	20.0	31	1
38t)	M. Jones, Det.	3	53	17.7	19	0
38t)	Reed, Was. (TE)	3	49	16.3	34	1
38t)	Funchess, Car.	3	44	14.7	20	0
38t)	Allison, G.B.	3	39	13.0	15	0
38t)	Riddick, Det. (RB)	3	34	11.3	20	0
38t)	Howard, Chi. (RB)	3	28	9.3	13	0
38t)	Kamara, N.O. (RB)	3	26	8.7	11	0
38t)	T. Smith, Car.	3	19	6.3	8	0
38t)	Ginn, N.O.	3	7	2.3	6	1
38t)	McCaffrey, Car. (RB)	3	3	1.0	3	0
50t)	Richardson, Was.	2	35	17.5	34	0
50t)	Hooper, Atl. (TE)	2	31	15.5	19	0
50t)	Clement, Phi. (RB)	2	27	13.5	15	0
50t)	Hurns, Dal.	2	21	10.5	12	0
50t)	Doctson, Was.	2	20	10.0	14	0
50t)	Aiken, Phi.	2	19	9.5	10	0
50t)	T. Burton, Chi. (TE)	2	19	9.5	15	0
50t)	Gallman, NY-G (RB)	2	18	9.0	11	0
50t)	*A. Miller, Chi.	2	18	9.0	11	0
50t)	Crowder, Was.	2	17	8.5	17	0
50t)	Humphries, T.B.	2	16	8.0	11	0
50t)	Breida, S.F. (RB)	2	15	7.5	8	0
50t)	Baldwin, Sea.	2	13	6.5	8	0
50t)	Sproles, Phi. (RB)	2	13	6.5	9	0
50t)	T. Taylor, S.F.	2	12	6.0	7	0
50t)	*Thomas, Car. (TE)	2	10	5.0	8	0
50t)	*Johnson, Det. (RB)	2	9	4.5	5	0
50t)	Sims, Chi. (TE)	2	9	4.5	9	0
50t)	Freeman, Atl. (RB)	2	7	3.5	14	0
50t)	Juszczyk, S.F. (RB)	2	4	2.0	3	0
50t)	Gabriel, Chi.	2	-2	-1.0	3t	1

WEEK 4 / THROUGH MONDAY, OCTOBER 1, 2018**NFC / LEADING SCORERS, NONKICKERS**

Rank	Player, Team	TD	Rush	Rec	Ret	X2	Pts
1t)	Gurley, LA-R (RB)	6	4	2	0	2	40
1t)	Kamara, N.O. (RB)	6	5	1	0	2	40
3)	*Ridley, Atl. (WR)	6	0	6	0	0	36
4)	Kupp, LA-R (WR)	4	0	4	0	0	24
5t)	Ajayi, Phi. (RB)	3	3	0	0	1	20
5t)	Diggs, Min. (WR)	3	0	3	0	1	20
7t)	D. Adams, G.B. (WR)	3	0	3	0	0	18
7t)	*Barkley, NY-G (RB)	3	3	0	0	0	18
7t)	Elliott, Dal. (RB)	3	2	1	0	0	18
7t)	M. Evans, T.B. (WR)	3	0	3	0	0	18
7t)	Godwin, T.B. (WR)	3	0	3	0	0	18
7t)	Jackson, T.B. (WR)	3	0	3	0	0	18
7t)	Johnson, Ariz (RB)	3	2	1	0	0	18
7t)	Lockett, Sea. (WR)	3	0	3	0	0	18
7t)	Newton, Car. (QB)	3	3	0	0	0	18
7t)	Peterson, Was. (RB)	3	3	0	0	0	18
7t)	Tate, Det. (WR)	3	0	3	0	0	18
7t)	Thomas, N.O. (WR)	3	0	3	0	0	18
7t)	Woods, LA-R (WR)	3	0	3	0	0	18
20t)	Ginn, N.O. (WR)	2	0	2	0	1	14
20t)	S. Shepard, NY-G (WR)	2	0	2	0	1	14
22t)	Allison, G.B. (WR)	2	0	2	0	0	12
22t)	Austin, Dal. (WR)	2	0	2	0	0	12
22t)	Bourne, S.F. (WR)	2	0	2	0	0	12
22t)	Brate, T.B. (TE)	2	0	2	0	0	12
22t)	Brees, N.O. (QB)	2	2	0	0	0	12
22t)	T. Burton, Chi. (TE)	2	0	2	0	0	12
22t)	Coleman, Atl. (RB)	2	1	1	0	0	12
22t)	M. Davis, Sea. (RB)	2	2	0	0	0	12
22t)	*Dissly, Sea. (TE)	2	0	2	0	0	12
22t)	Gabriel, Chi. (WR)	2	0	2	0	0	12
22t)	Golladay, Det. (WR)	2	0	2	0	0	12
22t)	M. Jones, Det. (WR)	2	0	2	0	0	12
22t)	Robinson, Min. (WR)	2	0	2	0	0	12
22t)	Rudolph, Min. (TE)	2	0	2	0	0	12
22t)	Ryan, Atl. (QB)	2	2	0	0	0	12
22t)	Thielen, Min. (WR)	2	0	2	0	0	12
38t)	Hooper, Atl. (TE)	1	0	1	0	1	8
38t)	Kittle, S.F. (TE)	1	0	1	0	1	8
38t)	Sanu, Atl. (WR)	1	0	1	0	1	8

WEEK 4 / THROUGH MONDAY, OCTOBER 1, 2018**NFC / LEADING SCORERS, KICKERS**

Rank	Player, Team	PAT	FG	Pct	Long	Pts
1)	Lutz, N.O.	11/11	10/11	.909	49	41
2)	Parkey, Chi.	12/12	9/10	.900	50	39
3t)	Crosby, G.B.	8/ 9	10/11	.909	52	38
3t)	Gould, S.F.	8/ 9	10/10	1.000	45	38
5)	Prater, Det.	10/10	8/10	.800	43	34
6t)	Maher, Dal.	5/ 5	8/ 9	.889	50	29
6t)	Rosas, NY-G	5/ 5	8/ 8	1.000	44	29
8t)	Bryant, Atl.	10/11	6/ 6	1.000	55	28
8t)	Catanzaro, T.B.	13/14	5/ 6	.833	36	28
10)	Elliott, Phi.	8/ 8	6/ 8	.750	37	26
11)	Janikowski, Sea.	10/10	5/ 8	.625	56	25
12)	Hopkins, Was.	7/ 7	5/ 6	.833	49	22
13)	Gano, Car.	8/ 8	3/ 3	1.000	54	17
14)	Zuerlein, LA-R	3/ 3	4/ 5	.800	55	15
15)	Ficken, LA-R	10/10	1/ 3	.333	34	13
16)	Bailey, Min.	2/ 2	3/ 3	1.000	40	11
17)	*Carlson, Min.	6/ 6	1/ 4	.250	48	9
18)	Dawson, Ariz	4/ 4	1/ 3	.333	23	7
19)	Hekker, LA-R	1/ 1	1/ 1	1.000	20	4

NFC / TOUCHBACKS ON KICKOFFS

Rank	Player, Team	TB
1)	Parkey, Chi.	20
2)	Catanzaro, T.B.	18
3t)	Lutz, N.O.	17
3t)	Pinion, S.F.	17
5)	Bosher, Atl.	16
6t)	Crosby, G.B.	15
6t)	Elliott, Phi.	15
8t)	Gano, Car.	13
8t)	Hopkins, Was.	13
10t)	Ficken, LA-R	11
10t)	Maher, Dal.	11
10t)	Rosas, NY-G	11
13t)	*Carlson, Min.	9
13t)	Janikowski, Sea.	9
13t)	Martin, Det.	9
16)	Zuerlein, LA-R	8
17)	Bailey, Min.	5
18)	Dawson, Ariz	4
19)	Hekker, LA-R	2

WEEK 4 / THROUGH MONDAY, OCTOBER 1, 2018

NFC / MOST YARDS FROM SCRIMMAGE

Rank	Player, Team	Total			Rushing			Receiving		
		Yards	Att+Rec	Avg	Yards	Att	Avg	Yards	Rec	Avg
1)	Kamara, N.O. (RB)	611	91	6.7	275	56	4.9	336	35	9.6
2)	Elliott, Dal. (RB)	551	88	6.3	426	73	5.8	125	15	8.3
3)	Gurley, LA-R (RB)	532	94	5.7	338	79	4.3	194	15	12.9
4)	J. Jones, Atl. (WR)	513	30	17.1	11	1	11.0	502	29	17.3
5)	Thielen, Min. (WR)	473	40	11.8	0	0	---	473	40	11.8
6)	Cooks, LA-R (WR)	468	28	16.7	16	2	8.0	452	26	17.4
7)	*Barkley, NY-G (RB)	453	83	5.5	260	56	4.6	193	27	7.1
8)	Thomas, N.O. (WR)	445	42	10.6	0	0	---	445	42	10.6
9)	McCaffrey, Car. (RB)	428	68	6.3	271	46	5.9	157	22	7.1
10)	M. Evans, T.B. (WR)	426	29	14.7	0	0	---	426	29	14.7
11)	Jackson, T.B. (WR)	424	17	24.9	0	0	---	424	17	24.9
12t)	Breida, S.F. (RB)	398	51	7.8	313	41	7.6	85	10	8.5
12t)	Tate, Det. (WR)	398	29	13.7	9	1	9.0	389	28	13.9
14)	Kupp, LA-R (WR)	361	27	13.4	13	3	4.3	348	24	14.5
15)	Woods, LA-R (WR)	342	28	12.2	19	4	4.8	323	24	13.5
16)	Beckham, NY-G (WR)	340	34	10.0	9	3	3.0	331	31	10.7
17)	Peterson, Was. (RB)	336	61	5.5	236	56	4.2	100	5	20.0
18)	Golladay, Det. (WR)	330	23	14.3	0	0	---	330	23	14.3
19)	Ertz, Phi. (TE)	327	31	10.5	0	0	---	327	31	10.5
20)	Diggs, Min. (WR)	320	29	11.0	9	2	4.5	311	27	11.5
21)	Kittle, S.F. (TE)	316	18	17.6	0	0	---	316	18	17.6
22)	Cohen, Chi. (RB)	308	41	7.5	139	27	5.1	169	14	12.1
23)	Coleman, Atl. (RB)	294	64	4.6	210	54	3.9	84	10	8.4
24)	Johnson, Ariz (RB)	291	69	4.2	187	56	3.3	104	13	8.0
25)	Allison, G.B. (WR)	289	19	15.2	0	0	---	289	19	15.2
26)	D. Adams, G.B. (WR)	285	28	10.2	0	0	---	285	28	10.2
27)	Howard, Chi. (RB)	281	74	3.8	203	64	3.2	78	10	7.8
28)	*Ridley, Atl. (WR)	277	18	15.4	13	3	4.3	264	15	17.6
29)	*Johnson, Det. (RB)	269	49	5.5	216	38	5.7	53	11	4.8
30)	Lockett, Sea. (WR)	254	18	14.1	5	1	5.0	249	17	14.6
31)	Thompson, Was. (RB)	238	35	6.8	83	15	5.5	155	20	7.8
32)	M. Jones, Det. (WR)	233	15	15.5	0	0	---	233	15	15.5
33)	S. Shepard, NY-G (WR)	229	24	9.5	0	0	---	229	24	9.5
34)	Carson, Sea. (RB)	227	50	4.5	177	45	3.9	50	5	10.0
35)	Howard, T.B. (TE)	222	11	20.2	0	0	---	222	11	20.2
36)	Gabriel, Chi. (WR)	220	26	8.5	27	4	6.8	193	22	8.8
37)	Robinson, Chi. (WR)	217	19	11.4	0	0	---	217	19	11.4
38)	Montgomery, G.B. (RB)	207	27	7.7	72	16	4.5	135	11	12.3
39)	Cook, Min. (RB)	205	45	4.6	98	36	2.7	107	9	11.9
40)	Morris, S.F. (RB)	203	47	4.3	167	44	3.8	36	3	12.0
41)	Cobb, G.B. (WR)	194	17	11.4	0	0	---	194	17	11.4
42)	Godwin, T.B. (WR)	193	15	12.9	0	0	---	193	15	12.9
43)	J. Williams, G.B. (RB)	190	52	3.7	162	47	3.4	28	5	5.6
44)	Rudolph, Min. (TE)	188	18	10.4	0	0	---	188	18	10.4
45)	Clement, Phi. (RB)	186	35	5.3	112	27	4.1	74	8	9.3
46t)	Agholor, Phi. (WR)	185	27	6.9	18	2	9.0	167	25	6.7
46t)	Beasley, Dal. (WR)	185	16	11.6	0	0	---	185	16	11.6
46t)	Funchess, Car. (WR)	185	14	13.2	0	0	---	185	14	13.2
49)	Sanu, Atl. (WR)	180	17	10.6	-4	1	-4.0	184	16	11.5
50)	T. Burton, Chi. (TE)	178	12	14.8	2	1	2.0	176	11	16.0

WEEK 4 / THROUGH MONDAY, OCTOBER 1, 2018**NFC / LEADERS IN FIRST DOWNS**

Rank	Player, Team	Rush	Rec	Tot
1)	Kamara, N.O. (RB)	21	14	35
2)	Gurley, LA-R (RB)	21	7	28
3)	Thielen, Min. (WR)	0	25	25
4t)	Elliott, Dal. (RB)	20	4	24
4t)	J. Jones, Atl. (WR)	1	23	24
6)	Thomas, N.O. (WR)	0	23	23
7t)	*Barkley, NY-G (RB)	13	8	21
7t)	Cooks, LA-R (WR)	1	20	21
7t)	M. Evans, T.B. (WR)	0	21	21
7t)	McCaffrey, Car. (RB)	11	10	21
11)	Golladay, Det. (WR)	0	19	19
12)	Woods, LA-R (WR)	1	17	18
13t)	Beckham, NY-G (WR)	1	16	17
13t)	Breida, S.F. (RB)	13	4	17
13t)	Howard, Chi. (RB)	14	3	17
13t)	Kupp, LA-R (WR)	2	15	17
13t)	Tate, Det. (WR)	0	17	17
18t)	Johnson, Ariz (RB)	11	5	16
18t)	S. Shepard, NY-G (WR)	0	16	16
20)	Cohen, Chi. (RB)	8	7	15
21t)	Ertz, Phi. (TE)	0	14	14
21t)	Jackson, T.B. (WR)	0	14	14
21t)	Morris, S.F. (RB)	12	2	14
21t)	Rudolph, Min. (TE)	0	14	14
25t)	D. Adams, G.B. (WR)	0	13	13
25t)	*Johnson, Det. (RB)	11	2	13
25t)	Kittle, S.F. (TE)	0	13	13
25t)	Peterson, Was. (RB)	11	2	13
25t)	*Ridley, Atl. (WR)	1	12	13
25t)	Thompson, Was. (RB)	4	9	13
31t)	Agholor, Phi. (WR)	1	11	12
31t)	Beasley, Dal. (WR)	0	12	12
31t)	Diggs, Min. (WR)	0	12	12
31t)	Godwin, T.B. (WR)	0	12	12
31t)	M. Jones, Det. (WR)	0	12	12
31t)	Robinson, Chi. (WR)	0	12	12
31t)	J. Williams, G.B. (RB)	11	1	12
38t)	Ajayi, Phi. (RB)	10	1	11
38t)	Funchess, Car. (WR)	0	11	11
38t)	Newton, Car. (QB)	11	0	11
41t)	Allison, G.B. (WR)	0	10	10
41t)	Clement, Phi. (RB)	7	3	10
41t)	Coleman, Atl. (RB)	6	4	10
41t)	Lockett, Sea. (WR)	0	10	10
41t)	Sanu, Atl. (WR)	0	10	10
46t)	T. Burton, Chi. (TE)	1	8	9
46t)	Carson, Sea. (RB)	7	2	9
46t)	Cobb, G.B. (WR)	0	9	9
46t)	M. Davis, Sea. (RB)	7	2	9
46t)	Gabriel, Chi. (WR)	2	7	9
46t)	Howard, T.B. (TE)	0	9	9
46t)	Smallwood, Phi. (RB)	7	2	9

WEEK 4 / THROUGH MONDAY, OCTOBER 1, 2018**NFC / LEADING PUNTERS**

Rank	Player, Team	No	Yards	Lg	Avg	TB	Blk	Dwn	OB	Opp Ret	In	Net
										Ret Yds	20	Avg
1)	Johnston, Phi.	20	1029	68	51.5	5	0	2	1	9	50	6 44.0
2)	Lee, Ariz	22	1122	61	51.0	2	0	0	1	14	208	6 39.7
3)	Morstead, N.O.	13	632	58	48.6	1	0	0	1	6	31	4 44.7
4)	*M. Dickson, Sea.	25	1210	69	48.4	1	0	3	7	11	87	9 44.1
5)	Dixon, NY-G	19	909	60	47.8	3	0	2	1	9	70	3 41.0
6)	*Scott, G.B.	18	854	63	47.4	2	0	2	1	5	66	7 41.6
7)	O'Donnell, Chi.	14	661	63	47.2	1	0	1	0	5	40	5 42.9
8)	C. Jones, Dal.	17	784	56	46.1	0	0	2	1	10	101	4 40.2
9)	Palardy, Car.	14	643	59	45.9	1	0	1	0	4	25	8 42.7
10)	Bosher, Atl.	16	722	57	45.1	1	1	2	0	10	67	4 37.4
11)	Wile, Min.	19	852	70	44.8	2	1	4	3	6	31	8 39.1
12)	Martin, Det.	14	624	55	44.6	1	0	1	1	5	151	6 32.4
13)	Pinion, S.F.	18	784	59	43.6	0	0	0	2	12	105	5 37.7
14)	Way, Was.	14	603	59	43.1	0	0	2	1	6	73	6 37.9
15)	Anger, T.B.	15	642	64	42.8	0	0	3	1	8	43	4 39.9

NFC / LEADING PUNTERS, NET AVERAGE

Rank	Player, Team	No	Yards	Lg	Avg	TB	Blk	Dwn	OB	Opp Ret	In	Net
										Ret Yds	20	Avg
1)	Morstead, N.O.	13	632	58	48.6	1	0	0	1	6	31	4 44.7
2)	*M. Dickson, Sea.	25	1210	69	48.4	1	0	3	7	11	87	9 44.1
3)	Johnston, Phi.	20	1029	68	51.5	5	0	2	1	9	50	6 44.0
4)	O'Donnell, Chi.	14	661	63	47.2	1	0	1	0	5	40	5 42.9
5)	Palardy, Car.	14	643	59	45.9	1	0	1	0	4	25	8 42.7
6)	*Scott, G.B.	18	854	63	47.4	2	0	2	1	5	66	7 41.6
7)	Dixon, NY-G	19	909	60	47.8	3	0	2	1	9	70	3 41.0
8)	C. Jones, Dal.	17	784	56	46.1	0	0	2	1	10	101	4 40.2
9)	Anger, T.B.	15	642	64	42.8	0	0	3	1	8	43	4 39.9
10)	Lee, Ariz	22	1122	61	51.0	2	0	0	1	14	208	6 39.7
11)	Wile, Min.	19	852	70	44.8	2	1	4	3	6	31	8 39.1
12)	Way, Was.	14	603	59	43.1	0	0	2	1	6	73	6 37.9
13)	Pinion, S.F.	18	784	59	43.6	0	0	0	2	12	105	5 37.7
14)	Bosher, Atl.	16	722	57	45.1	1	1	2	0	10	67	4 37.4
15)	Martin, Det.	14	624	55	44.6	1	0	1	1	5	151	6 32.4

NFC / PUNT RETURN LEADERS

Rank	Player, Team	Ret	FC	Yards	Avg	Long	TD
1)	Natson, LA-R	8	1	141	17.6	60	0
2)	Cohen, Chi.	11	4	141	12.8	42	0
3)	Lockett, Sea.	11	5	89	8.1	19	0
4t)	Humphries, T.B.	5	2	35	7.0	16	0
4t)	*Moore, Car.	4	2	28	7.0	15	0
6)	Cobb, G.B.	7	5	46	6.6	17	0
7)	Agnew, Det.	7	3	39	5.6	16	0
8)	Hardy, Atl.	5	4	26	5.2	6	0
9)	Austin, Dal.	7	6	33	4.7	15	0
10)	*Pettis, S.F.	6	2	26	4.3	14	0
11)	T. Williams, G.B.	5	2	20	4.0	9	0
12)	Clay, NY-G	5	1	15	3.0	6	0
13)	Clement, Phi.	6	2	17	2.8	10	0

NFC / KICKOFF RETURN LEADERS

Rank	Player, Team	Ret	Yards	Avg	Long	TD
1)	*Reed, S.F.	9	273	30.3	90	0
2)	Hall, Atl.	6	169	28.2	53	0
3)	Agnew, Det.	6	167	27.8	45	0
4)	T. Hill, N.O.	5	127	25.4	47	0
5)	Lockett, Sea.	5	105	21.0	30	0
6)	*S. Wilson, T.B.	6	97	16.2	29	0

WEEK 4 / THROUGH MONDAY, OCTOBER 1, 2018**NFC / LEADERS IN INTERCEPTIONS**

Rank	Player, Team	Int	Yards	Avg	Long	TD
1t)	Clinton-Dix, G.B.	3	25	8.3	24	0
1t)	E. Thomas, Sea.	3	25	8.3	25	0
1t)	*Jackson, Car.	3	0	0.0	0	0
4t)	McDougald, Sea.	2	39	19.5	39	0
4t)	Swearinger, Was.	2	11	5.5	7	0
4t)	Shaqui. Griffin, Sea.	2	8	4.0	8	0
4t)	Jackson, Chi.	2	0	0.0	0	0
8t)	Peters, LA-R	1	50	50.0	50t	1
8t)	Amukamara, Chi.	1	49	49.0	49t	1
8t)	Diggs, Det.	1	37	37.0	37t	1
8t)	Exum, S.F.	1	32	32.0	32t	1
8t)	Allen, Atl.	1	28	28.0	28	0
8t)	*Hughes, Min.	1	28	28.0	28t	1
8t)	*Alexander, G.B.	1	27	27.0	27	0
8t)	Mack, Chi.	1	27	27.0	27t	1
8t)	Kazee, Atl.	1	23	23.0	23	0
8t)	*Maddox, Phi.	1	23	23.0	23	0
8t)	Shields, LA-R	1	22	22.0	22	0
8t)	M. Williams, N.O.	1	22	22.0	22	0
8t)	D. Jones, Atl.	1	20	20.0	20	0
8t)	Lynch, Chi.	1	20	20.0	20	0
8t)	Slay, Det.	1	19	19.0	19	0
8t)	Darby, Phi.	1	16	16.0	16	0
8t)	Smith, Min.	1	14	14.0	14	0
8t)	Trevathan, Chi.	1	12	12.0	12	0
8t)	Littleton, LA-R	1	7	7.0	7	0
8t)	Dunbar, Was.	1	-3	-3.0	-3	0
8t)	Rhodes, Min.	1	3	3.0	3	0
8t)	Boston, Ariz	1	0	0.0	0	0
8t)	Callahan, Chi.	1	0	0.0	0	0
8t)	Douglas, Phi.	1	0	0.0	0	0
8t)	J. Evans, T.B.	1	0	0.0	0	0
8t)	Ja. Jenkins, NY-G	1	0	0.0	0	0
8t)	J. Johnson, LA-R	1	0	0.0	0	0
8t)	Kuechly, Car.	1	0	0.0	0	0
8t)	McManis, Chi.	1	0	0.0	0	0
8t)	Obada, Car.	1	0	0.0	0	0
8t)	Ogletree, NY-G	1	0	0.0	0	0
8t)	Peterson, Ariz	1	0	0.0	0	0

WEEK 4 / THROUGH MONDAY, OCTOBER 1, 2018**NFC / LEADERS IN SACKS**

Rank	Player, Team	Sacks
1)	Lawrence, Dal. (DE)	5.5
2t)	Mack, Chi. (LB)	5.0
2t)	McKinley, Atl. (DE)	5.0
4t)	Hunter, Min. (DE)	4.0
4t)	Jordan, N.O. (DE)	4.0
4t)	Kennard, Det. (LB)	4.0
4t)	Pierre-Paul, T.B. (DE)	4.0
8)	Buckner, S.F. (DT)	3.5
9t)	Clark, Sea. (DE)	3.0
9t)	Cox, Phi. (DE)	3.0
9t)	Fackrell, G.B. (LB)	3.0
9t)	Harold, Det. (LB)	3.0
9t)	Hicks, Chi. (DE)	3.0
9t)	Ioannidis, Was. (DT)	3.0
9t)	Cha. Jones, Ariz (DE)	3.0
9t)	Reed, Sea. (DT)	3.0
17t)	Addison, Car. (DE)	2.5
17t)	Barnett, Phi. (DE)	2.5
19t)	Allen, Was. (DE)	2.0
19t)	Davis, N.O. (LB)	2.0
19t)	Davis, Det. (LB)	2.0
19t)	Donald, LA-R (DT)	2.0
19t)	*Hill, NY-G (DT)	2.0
19t)	Kendricks, Sea. (LB)	2.0
19t)	Lynch, Chi. (LB)	2.0
19t)	Mayowa, Ariz (DE)	2.0
19t)	Nkemdiche, Ariz (DT)	2.0
19t)	Poole, Atl. (DB)	2.0
19t)	Short, Car. (DT)	2.0
19t)	Smith, Min. (DB)	2.0
19t)	J. Smith, Dal. (LB)	2.0
19t)	Suh, LA-R (DT)	2.0
19t)	Trevathan, Chi. (LB)	2.0
34t)	Curry, T.B. (DE)	1.5
34t)	Gilbert, G.B. (LB)	1.5
34t)	Hicks, Phi. (LB)	1.5
34t)	Horton, Car. (DE)	1.5
34t)	McCoy, T.B. (DT)	1.5
34t)	Perry, G.B. (LB)	1.5
34t)	Robertson-Harris, Chi. (DE)	1.5

WEEK 4 / THROUGH MONDAY, OCTOBER 1, 2018**NFC / FUMBLE RECOVERIES**

Rank	Player, Team	TotRec	OffRec	DefRec
1t)	Clark, G.B.	2	0	2
1t)	Clement, Phi.	2	2	0
1t)	*Penny, Sea.	2	2	0
1t)	Prescott, Dal.	2	2	0
1t)	A. Smith, Was.	2	2	0
1t)	Suh, LA-R	2	0	2
7t)	Bellore, Det.	1	1	0
7t)	Boston, Ariz	1	0	1
7t)	Brees, N.O.	1	1	0
7t)	Breida, S.F.	1	1	0
7t)	Charlton, Dal.	1	0	1
7t)	Cobb, G.B.	1	1	0
7t)	J. Coleman, Sea.	1	0	1
7t)	Coley, Min.-NY-G	1	1	0
7t)	Cousins, Min.	1	1	0
7t)	David, T.B.	1	0	1
7t)	*Davis, T.B.	1	0	1
7t)	Deayon, NY-G	1	0	1
7t)	J. Evans, T.B.	1	0	1
7t)	Floyd, Chi.	1	0	1
7t)	Foles, Phi.	1	1	0
7t)	Fusco, Atl.	1	1	0
7t)	Garoppolo, S.F.	1	1	0
7t)	Godwin, T.B.	1	1	0
7t)	Golladay, Det.	1	0	1
7t)	Havenstein, LA-R	1	1	0
7t)	Hicks, Phi.	1	0	1
7t)	*Hughes, Min.	1	1	0
7t)	Ioannidis, Was.	1	0	1
7t)	Ishmael, Atl.	1	0	1
7t)	Jarwin, Dal.	1	1	0
7t)	Johnson, Ariz	1	1	0
7t)	Joyner, LA-R	1	0	1
7t)	Kendricks, G.B.	1	1	0
7t)	Lattimore, N.O.	1	0	1
7t)	Lawrence, Dal.	1	0	1
7t)	Linsley, G.B.	1	1	0
7t)	Mack, Atl.	1	1	0
7t)	Mack, Chi.	1	0	1
7t)	Manning, NY-G	1	1	0
7t)	Marsh, S.F.	1	0	1
7t)	McDougald, Sea.	1	0	1
7t)	Moore, Sea.	1	1	0
7t)	Morris, S.F.	1	1	0
7t)	Munnerlyn, Car.	1	0	1
7t)	Newton, Car.	1	1	0
7t)	Norman, Was.	1	0	1
7t)	Person, S.F.	1	1	0
7t)	Peters, Ariz	1	0	1
7t)	*Pettis, S.F.	1	1	0
7t)	Pocic, Sea.	1	1	0
7t)	Rodgers, G.B.	1	1	0
7t)	Rodgers, T.B.	1	1	0
7t)	*Rosen, Ariz	1	1	0
7t)	Schaub, Atl.	1	1	0
7t)	*Scott, G.B.	1	1	0
7t)	Sherman, S.F.	1	0	1
7t)	Smith, Min.	1	0	1
7t)	R. Smith, T.B.	1	0	1
7t)	*Stallworth, N.O.	1	0	1
7t)	Sullivan, LA-R	1	1	0
7t)	Sweezy, Sea.	1	1	0
7t)	Tate, N.O.	1	1	0
7t)	Thompson, Was.	1	1	0
7t)	Tomlinson, S.F.	1	1	0
7t)	Trevathan, Chi.	1	0	1
7t)	Trubisky, Chi.	1	1	0
7t)	Wentz, Phi.	1	1	0
7t)	Wilson, Sea.	1	1	0
7t)	Witherspoon, S.F.	1	1	0
7t)	Wright, Car.	1	1	0

WEEK 4 / THROUGH MONDAY, OCTOBER 1, 2018**NFC / OFFENSIVE FUMBLE RECOVERIES**

Rank	Player, Team	Ret	Yards	Avg	Long	TD
1t)	Clement, Phi.	2	0	0.0	0	0
1t)	*Penny, Sea.	2	0	0.0	0	0
1t)	Prescott, Dal.	2	0	0.0	0	0
1t)	A. Smith, Was.	2	0	0.0	0	0
5t)	Thompson, Was.	1	5	5.0	5	0
5t)	Bellore, Det.	1	0	0.0	0	0
5t)	Brees, N.O.	1	0	0.0	0	0
5t)	Breida, S.F.	1	0	0.0	0	0
5t)	Cobb, G.B.	1	0	0.0	0	0
5t)	Coley, Min.-NY-G	1	0	0.0	0	0
5t)	Cousins, Min.	1	0	0.0	0	0
5t)	Foles, Phi.	1	0	0.0	0	0
5t)	Fusco, Atl.	1	0	0.0	0	0
5t)	Garoppolo, S.F.	1	0	0.0	0	0
5t)	Godwin, T.B.	1	0	0.0	0	0
5t)	Havenstein, LA-R	1	0	0.0	0	0
5t)	*Hughes, Min.	1	0	0.0	0	0
5t)	Jarwin, Dal.	1	0	0.0	0	0
5t)	Johnson, Ariz	1	0	0.0	0	0
5t)	Kendricks, G.B.	1	0	0.0	0	0
5t)	Linsley, G.B.	1	0	0.0	0	0
5t)	Mack, Atl.	1	0	0.0	0	0
5t)	Manning, NY-G	1	0	0.0	0	0
5t)	Moore, Sea.	1	0	0.0	0	0
5t)	Morris, S.F.	1	0	0.0	0	0
5t)	Newton, Car.	1	0	0.0	0	0
5t)	Person, S.F.	1	0	0.0	0	0
5t)	*Pettis, S.F.	1	0	0.0	0	0
5t)	Pocic, Sea.	1	0	0.0	0	0
5t)	Rodgers, G.B.	1	0	0.0	0	0
5t)	Rodgers, T.B.	1	0	0.0	0	0
5t)	*Rosen, Ariz	1	0	0.0	0	0
5t)	Schaub, Atl.	1	0	0.0	0	0
5t)	*Scott, G.B.	1	0	0.0	0	0
5t)	Sullivan, LA-R	1	0	0.0	0	0
5t)	Sweezy, Sea.	1	0	0.0	0	0
5t)	Tate, N.O.	1	0	0.0	0	0
5t)	Tomlinson, S.F.	1	0	0.0	0	0
5t)	Trubisky, Chi.	1	0	0.0	0	0
5t)	Wentz, Phi.	1	0	0.0	0	0
5t)	Wilson, Sea.	1	0	0.0	0	0
5t)	Witherspoon, S.F.	1	0	0.0	0	0
5t)	Wright, Car.	1	0	0.0	0	0

NFC / DEFENSIVE FUMBLE RECOVERIES

Rank	Player, Team	Ret	Yards	Avg	Long	TD
1t)	Clark, G.B.	2	0	0.0	0	0
1t)	Suh, LA-R	2	0	0.0	0	0
3t)	Lattimore, N.O.	1	37	37.0	37	0
3t)	J. Evans, T.B.	1	34	34.0	34t	1
3t)	Hicks, Phi.	1	13	13.0	13	0
3t)	Lawrence, Dal.	1	5	5.0	5	0
3t)	R. Smith, T.B.	1	3	3.0	3	0
3t)	Boston, Ariz	1	0	0.0	0	0
3t)	Charlton, Dal.	1	0	0.0	0	0
3t)	J. Coleman, Sea.	1	0	0.0	0	0
3t)	David, T.B.	1	0	0.0	0	0
3t)	*Davis, T.B.	1	0	0.0	0	0
3t)	Deayon, NY-G	1	0	0.0	0	0
3t)	Floyd, Chi.	1	0	0.0	0	0
3t)	Golladay, Det.	1	0	0.0	0	0
3t)	Ioannidis, Was.	1	0	0.0	0	0
3t)	Ishmael, Atl.	1	0	0.0	0	0
3t)	Joyner, LA-R	1	0	0.0	0	0
3t)	Mack, Chi.	1	0	0.0	0	0
3t)	Marsh, S.F.	1	0	0.0	0	0
3t)	McDougald, Sea.	1	0	0.0	0	0
3t)	Munnerlyn, Car.	1	0	0.0	0	0
3t)	Norman, Was.	1	0	0.0	0	0
3t)	Peters, Ariz	1	0	0.0	0	0
3t)	Sherman, S.F.	1	0	0.0	0	0
3t)	Smith, Min.	1	0	0.0	0	0
3t)	*Stallworth, N.O.	1	0	0.0	0	0
3t)	Trevathan, Chi.	1	0	0.0	0	0

WEEK 4 / THROUGH MONDAY, OCTOBER 1, 2018

NFL / LEADING PASSERS

Player, Team	Att	Comp	Pct Comp	Yds	Avg Gain	TD	Pct TD	Long	Int	Pct Int	Rating Points
Goff, LA-R	134	97	72.4	1406	10.49	11	8.2	70t	2	1.5	127.3
Mahomes, K.C.	138	90	65.2	1200	8.70	14	10.1	58t	0	0.0	126.5
Brees, N.O.	161	122	75.8	1295	8.04	8	5.0	42	0	0.0	115.3
Fitzpatrick, T.B.	129	87	67.4	1356	10.51	11	8.5	75t	5	3.9	114.4
Ryan, Atl.	145	99	68.3	1316	9.08	10	6.9	75t	2	1.4	114.0
Rivers, LA-C	147	100	68.0	1156	7.86	11	7.5	42t	2	1.4	110.8
Tannehill, Mia.	94	65	69.1	787	8.37	7	7.4	75t	3	3.2	106.1
Cousins, Min.	189	131	69.3	1387	7.34	10	5.3	75t	2	1.1	103.6
A. Smith, Was.	96	66	68.8	767	7.99	4	4.2	52	1	1.0	102.2
Trubisky, Chi.	130	91	70.0	945	7.27	8	6.2	47	3	2.3	101.6
Newton, Car.	95	64	67.4	646	6.80	5	5.3	51t	1	1.1	99.7
Manning, NY-G	151	112	74.2	1055	6.99	4	2.6	37	1	0.7	99.1
Rodgers, G.B.	156	99	63.5	1130	7.24	7	4.5	75t	1	0.6	97.4
Flacco, Bal.	171	110	64.3	1252	7.32	8	4.7	71	2	1.2	96.9
Dalton, Cin.	157	103	65.6	1197	7.62	11	7.0	49	6	3.8	96.0
Brady, N.E.	135	87	64.4	918	6.80	9	6.7	55t	4	3.0	94.0
Wilson, Sea.	121	76	62.8	888	7.34	7	5.8	66	3	2.5	94.0
Bortles, Jac.	150	97	64.7	1095	7.30	7	4.7	67t	3	2.0	93.6
Watson, Hou.	148	92	62.2	1246	8.42	7	4.7	39t	4	2.7	93.5
Wentz, Phi.	87	58	66.7	603	6.93	3	3.4	56t	1	1.1	93.2
Luck, Ind.	186	125	67.2	1126	6.05	9	4.8	42	3	1.6	92.7
Stafford, Det.	165	112	67.9	1202	7.28	8	4.8	67	5	3.0	92.5
Roethlisberger, Pit.	186	119	64.0	1414	7.60	8	4.3	75t	5	2.7	90.2
Garoppolo, S.F.	89	53	59.6	718	8.07	5	5.6	56	3	3.4	90.0
Carr, Oak.	169	120	71.0	1373	8.12	6	3.6	66	7	4.1	89.7
Prescott, Dal.	115	71	61.7	753	6.55	4	3.5	64t	2	1.7	85.2
*Mayfield, Cle.	64	38	59.4	496	7.75	2	3.1	59	2	3.1	81.3
Mariota, Ten.	77	51	66.2	547	7.10	2	2.6	51	3	3.9	79.3
Foles, Phi.	82	54	65.9	451	5.50	1	1.2	50	1	1.2	78.9
*Darnold, NY-J	127	73	57.5	868	6.83	4	3.1	44	5	3.9	72.6
Keenum, Den.	141	87	61.7	988	7.01	3	2.1	43t	6	4.3	72.1
*Allen, Buf.	103	55	53.4	666	6.47	2	1.9	57	4	3.9	63.8
Taylor, Cle.	84	41	48.8	462	5.50	2	2.4	47t	2	2.4	63.7
Bradford, Ariz	80	50	62.5	400	5.00	2	2.5	35t	4	5.0	62.5

NFL / LEADING PASSERS, RANKS

Player, Team	Att	Comp	Pct Comp	Yds	Avg Gain	TD	Pct TD	Long	Int	Pct Int	Rating Points
Goff, LA-R	18	13t	3	2	2	2t	3		9t	13	1
Mahomes, K.C.	16	17	19	11	4	1	1		1t	1t	2
Brees, N.O.	7	3	1	7	9	10t	14		1t	1t	3
Fitzpatrick, T.B.	20	18t	12	5	1	2t	2		28t	28	4
Ryan, Atl.	14	11t	9	6	3	6t	7		9t	12	5
Rivers, LA-C	13	10	10	13	11	2t	4		9t	11	6
Tannehill, Mia.	27	25	7	23	6	15t	5		17t	25	7
Cousins, Min.	1	1	6	3	16	6t	12		9t	7	8
A. Smith, Was.	25	24	8	24	10	23t	22		3t	5	9
Trubisky, Chi.	19	16	5	19	20	10t	9		17t	17	10
Newton, Car.	26	26	13	28	27t	21t	13		3t	6	11
Manning, NY-G	10	6t	2	17	24	23t	28		3t	4	12
Rodgers, G.B.	9	11t	24	14	21	15t	20		3t	3	13
Flacco, Bal.	4	8	22	8	17	10t	18		9t	9	14
Dalton, Cin.	8	9	18	12	13	2t	6		32t	27	15
Brady, N.E.	17	18t	21	20	27t	8t	8		24t	22	16
Wilson, Sea.	22	21	25	21	15	15t	10		17t	19	17
Bortles, Jac.	11	13t	20	16	18	15t	19		17t	16	18
Watson, Hou.	12	15	27	9	5	15t	17		24t	21	19
Wentz, Phi.	29	27	15	29	25	27t	25		3t	8	20
Luck, Ind.	2t	2	14	15	31	8t	16		17t	14	21
Stafford, Det.	6	6t	11	10	19	10t	15		28t	23	22
Roethlisberger, Pit.	2t	5	23	1	14	10t	21		28t	20	23
Garoppolo, S.F.	28	30	30	26	8	21t	11		17t	26	24
Carr, Oak.	5	4	4	4	7	20	23		34	32	25
Prescott, Dal.	23	23	28	25	29	23t	24		9t	15	26
*Mayfield, Cle.	34	34	31	31	12	29t	27		9t	24	27
Mariota, Ten.	33	31	16	30	22	29t	29		17t	30	28
Foles, Phi.	31	29	17	33	32t	35t	34		3t	10	29
*Darnold, NY-J	21	22	32	22	26	23t	26		28t	31	30
Keenum, Den.	15	18t	29	18	23	27t	32		32t	33	31
*Allen, Buf.	24	28	33	27	30	29t	33		24t	29	32
Taylor, Cle.	30	33	34	32	32t	29t	31		9t	18	33
Bradford, Ariz	32	32	26	34	34	29t	30		24t	34	34

WEEK 4 / THROUGH MONDAY, OCTOBER 1, 2018**NFL / FOURTH-QUARTER PASSING LEADERS**

Rank	Player, Team	Att	Comp	Comp%	Yards	YPA	TD	TD%	Int	Int%	Rating
1)	Brees, N.O.	40	31	77.5	339	8.48	4	10.0	0	0.0	135.3
2)	Fitzpatrick, T.B.	31	22	71.0	276	8.90	3	9.7	0	0.0	130.6
3)	Ryan, Atl.	37	27	73.0	444	12.00	3	8.1	1	2.7	128.7
4)	Mariota, Ten.	15	14	93.3	130	8.67	1	6.7	0	0.0	125.0
5)	Rodgers, G.B.	47	32	68.1	451	9.60	3	6.4	0	0.0	120.1
6)	Mahomes, K.C.	30	20	66.7	203	6.77	3	10.0	0	0.0	119.2
7)	Tannehill, Mia.	16	9	56.3	215	13.44	2	12.5	1	6.3	114.6
8)	Luck, Ind.	57	45	78.9	391	6.86	3	5.3	0	0.0	112.8
9)	Stafford, Det.	42	25	59.5	335	7.98	3	7.1	0	0.0	108.7
10)	Rivers, LA-C	48	34	70.8	368	7.67	2	4.2	0	0.0	106.9
11)	Newton, Car.	28	19	67.9	262	9.36	2	7.1	1	3.6	106.5
12)	Cousins, Min.	54	36	66.7	399	7.39	4	7.4	1	1.9	105.4
13)	Watson, Hou.	44	24	54.5	350	7.95	4	9.1	1	2.3	101.5
14)	Wilson, Sea.	32	22	68.8	281	8.78	3	9.4	2	6.3	101.2
15)	Manning, NY-G	50	36	72.0	385	7.70	2	4.0	1	2.0	99.2
16)	Goff, LA-R	31	19	61.3	205	6.61	1	3.2	0	0.0	91.5
17)	Bortles, Jac.	31	21	67.7	258	8.32	1	3.2	1	3.2	90.5
18)	Keenum, Den.	44	30	68.2	353	8.02	1	2.3	1	2.3	90.4
19)	A. Smith, Was.	25	17	68.0	178	7.12	0	0.0	0	0.0	88.4
20)	Trubisky, Chi.	23	14	60.9	110	4.78	1	4.3	0	0.0	87.2
21)	Flacco, Bal.	36	22	61.1	204	5.67	1	2.8	0	0.0	85.9
22)	*Rosen, Ariz	18	11	61.1	158	8.78	1	5.6	1	5.6	85.0
23)	Wentz, Phi.	20	14	70.0	101	5.05	0	0.0	0	0.0	81.5
24)	Prescott, Dal.	44	28	63.6	294	6.68	1	2.3	1	2.3	81.1
25)	Carr, Oak.	50	33	66.0	370	7.40	2	4.0	3	6.0	76.3
26)	Foles, Phi.	20	13	65.0	103	5.15	1	5.0	1	5.0	73.5
27)	*Allen, Buf.	33	19	57.6	197	5.97	1	3.0	1	3.0	72.4
28)	Bradford, Ariz	32	24	75.0	155	4.84	0	0.0	1	3.1	71.7
29)	Dalton, Cin.	42	26	61.9	299	7.12	1	2.4	2	4.8	71.4
30)	Taylor, Cle.	27	13	48.1	215	7.96	2	7.4	2	7.4	69.2
31)	*Mayfield, Cle.	19	12	63.2	165	8.68	0	0.0	1	5.3	69.0
32)	Brady, N.E.	25	16	64.0	189	7.56	1	4.0	2	8.0	66.9
33)	*Darnold, NY-J	36	20	55.6	243	6.75	1	2.8	2	5.6	62.6
34)	Gabbert, Ten.	25	15	60.0	162	6.48	0	0.0	1	4.0	62.4
35)	Roethlisberger, Pit.	42	20	47.6	198	4.71	0	0.0	1	2.4	51.5
36)	Garoppolo, S.F.	19	12	63.2	130	6.84	0	0.0	2	10.5	43.6

NFL / THIRD-DOWN PASSING LEADERS

Rank	Player, Team	Att	Comp	Comp%	Yards	YPA	TD	TD%	Int	Int%	Rating
1)	Manning, NY-G	41	33	80.5	356	8.68	3	7.3	0	0.0	127.2
2)	Mahomes, K.C.	30	18	60.0	251	8.37	3	10.0	0	0.0	120.3
3)	Rodgers, G.B.	40	27	67.5	407	10.18	2	5.0	0	0.0	117.4
4)	Flacco, Bal.	40	24	60.0	268	6.70	4	10.0	0	0.0	113.3
5)	Fitzpatrick, T.B.	31	19	61.3	290	9.35	3	9.7	1	3.2	111.0
6)	Cousins, Min.	48	31	64.6	327	6.81	3	6.3	0	0.0	105.1
7)	A. Smith, Was.	28	18	64.3	236	8.43	1	3.6	0	0.0	102.7
8)	*Darnold, NY-J	35	18	51.4	230	6.57	3	8.6	0	0.0	100.9
9)	Carr, Oak.	35	24	68.6	269	7.69	1	2.9	0	0.0	100.8
10)	Brady, N.E.	34	19	55.9	269	7.91	5	14.7	2	5.9	96.7
11)	Rivers, LA-C	38	23	60.5	233	6.13	5	13.2	2	5.3	95.7
12)	Ryan, Atl.	40	26	65.0	311	7.78	2	5.0	1	2.5	94.9
13)	Watson, Hou.	38	20	52.6	285	7.50	2	5.3	0	0.0	94.7
14)	Brees, N.O.	31	19	61.3	147	4.74	2	6.5	0	0.0	94.4
15)	Trubisky, Chi.	30	21	70.0	152	5.07	1	3.3	0	0.0	92.6
16)	Newton, Car.	23	15	65.2	100	4.35	1	4.3	0	0.0	89.0
17)	Luck, Ind.	52	35	67.3	407	7.83	2	3.8	2	3.8	87.6
18)	Roethlisberger, Pit.	43	26	60.5	281	6.53	2	4.7	1	2.3	85.5
19)	*Mayfield, Cle.	20	13	65.0	136	6.80	0	0.0	0	0.0	84.6
20)	Mariota, Ten.	22	11	50.0	128	5.82	1	4.5	0	0.0	83.1
21)	Bortles, Jac.	42	28	66.7	247	5.88	1	2.4	1	2.4	80.2
22)	Wentz, Phi.	20	9	45.0	108	5.40	1	5.0	0	0.0	78.8
23)	Goff, LA-R	31	19	61.3	273	8.81	1	3.2	2	6.5	73.7
24)	Dalton, Cin.	32	17	53.1	250	7.81	2	6.3	2	6.3	73.7
25)	Tannehill, Mia.	27	16	59.3	158	5.85	1	3.7	1	3.7	72.8
26)	Wilson, Sea.	35	16	45.7	202	5.77	3	8.6	2	5.7	69.0
27)	Stafford, Det.	40	22	55.0	327	8.18	2	5.0	3	7.5	67.4
28)	Keenum, Den.	38	23	60.5	224	5.89	0	0.0	1	2.6	66.1
29)	Prescott, Dal.	30	16	53.3	123	4.10	0	0.0	0	0.0	63.6
30)	Taylor, Cle.	26	12	46.2	110	4.23	0	0.0	0	0.0	58.2
31)	Garoppolo, S.F.	20	10	50.0	121	6.05	0	0.0	1	5.0	48.1
32)	*Allen, Buf.	30	15	50.0	199	6.63	0	0.0	3	10.0	31.8
33)	Bradford, Ariz	21	11	52.4	118	5.62	0	0.0	2	9.5	29.6

WEEK 4 / THROUGH MONDAY, OCTOBER 1, 2018**NFL / LEADING RUSHERS**

Rank	Player, Team	Att	Yards	Avg	Long	TD
1)	Elliott, Dal.	73	426	5.8	41	2
2)	Gurley, LA-R	79	338	4.3	23	4
3)	Breida, S.F.	41	313	7.6	66t	1
4)	Lynch, Oak.	68	300	4.4	52	3
5)	Hunt, K.C.	71	289	4.1	45	3
6)	Hyde, Cle.	83	285	3.4	22	5
7)	Gordon, LA-C	54	276	5.1	34	2
8)	Kamara, N.O.	56	275	4.9	49t	5
9)	McCaffrey, Car.	46	271	5.9	45	0
10)	*Lindsay, Den.	45	267	5.9	53	1
11)	*Barkley, NY-G	56	260	4.6	68t	3
12)	Peterson, Was.	56	236	4.2	41	3
13)	Conner, Pit.	63	232	3.7	27	3
14)	Miller, Hou.	58	225	3.9	31	0
15)	*Freeman, Den.	44	219	5.0	18	3
16)	*Johnson, Det.	38	216	5.7	32	1
17)	Coleman, Atl.	54	210	3.9	36	1
18)	Yeldon, Jac.	49	205	4.2	20	1
19)	Howard, Chi.	64	203	3.2	17	1
20)	*Michel, N.E.	49	196	4.0	23	1
21)	Ekeler, LA-C	28	188	6.7	32	0
22)	Johnson, Ariz	56	187	3.3	21	2
23)	Mixon, Cin.	38	179	4.7	27	1
24)	Carson, Sea.	45	177	3.9	24	1
25)	Crowell, NY-J	42	171	4.1	62t	4
26)	Morris, S.F.	44	167	3.8	16	1
27)	Powell, NY-J	39	165	4.2	21	0
28)	Henry, Ten.	54	163	3.0	14	0
29)	J. Williams, G.B.	47	162	3.4	11	0
30)	Watson, Hou. (QB)	24	161	6.7	18	1
31)	Collins, Bal.	45	158	3.5	14	2
32t)	Ajayi, Phi.	37	155	4.2	20	3
32t)	Bernard, Cin.	34	155	4.6	23	3
34)	Barber, T.B.	50	148	3.0	23	0
35)	*Chubb, Cle.	10	146	14.6	63t	2
36)	D. Lewis, Ten.	43	143	3.3	26	1
37t)	Cohen, Chi.	27	139	5.1	21	0
37t)	Gore, Mia.	35	139	4.0	21	0
39t)	Newton, Car. (QB)	28	136	4.9	29	3
39t)	*Wilkins, Ind.	38	136	3.6	18	0
41)	Bortles, Jac. (QB)	18	132	7.3	41	0
42)	Taylor, Cle. (QB)	16	125	7.8	24	1
43)	Smallwood, Phi.	22	123	5.6	15	1
44)	Trubisky, Chi. (QB)	17	117	6.9	26	1
45t)	*Allen, Buf. (QB)	27	116	4.3	14	2
45t)	Blue, Hou.	29	116	4.0	17	1
47t)	Clement, Phi.	27	112	4.1	21	1
47t)	Mariota, Ten. (QB)	20	112	5.6	17	1
49)	White, N.E.	21	110	5.2	22t	1
50t)	Drake, Mia.	33	107	3.2	20	1
50t)	A. Jones, G.B.	17	107	6.3	30	1

WEEK 4 / THROUGH MONDAY, OCTOBER 1, 2018**NFL / THIRD-AND-ONE RUSHING LEADERS**

Rank	Player, Team	Att	FD	Pct
1t)	Flacco, Bal.	5	5	100.0
1t)	*Barkley, NY-G	3	3	100.0
1t)	Gurley, LA-R	3	3	100.0
1t)	Mariota, Ten.	3	3	100.0
1t)	Mixon, Cin.	3	3	100.0
1t)	*Allen, Buf.	2	2	100.0
1t)	Blue, Hou.	2	2	100.0
1t)	Hyde, Cle.	2	2	100.0
1t)	A. Jones, G.B.	2	2	100.0
1t)	Morris, S.F.	2	2	100.0
1t)	Newton, Car.	2	2	100.0
1t)	Peterson, Was.	2	2	100.0
1t)	Agholor, Phi.	1	1	100.0
1t)	Ajayi, Phi.	1	1	100.0
1t)	Beathard, S.F.	1	1	100.0
1t)	Blount, Det.	1	1	100.0
1t)	Bortles, Jac.	1	1	100.0
1t)	Brady, N.E.	1	1	100.0
1t)	Brees, N.O.	1	1	100.0
1t)	M. Brown, LA-R	1	1	100.0
1t)	Burkhead, N.E.	1	1	100.0
1t)	T. Burton, Chi.	1	1	100.0
1t)	Carr, Oak.	1	1	100.0
1t)	Clement, Phi.	1	1	100.0
1t)	Collins, Bal.	1	1	100.0
1t)	Conner, Pit.	1	1	100.0
1t)	Crowell, NY-J	1	1	100.0
1t)	M. Davis, Sea.	1	1	100.0
1t)	*Edmonds, Ariz	1	1	100.0
1t)	Fitzpatrick, T.B.	1	1	100.0
1t)	Fournette, Jac.	1	1	100.0
1t)	Gabbert, Ten.	1	1	100.0
1t)	Garoppolo, S.F.	1	1	100.0
1t)	Goff, LA-R	1	1	100.0
1t)	Ham, Min.	1	1	100.0
1t)	*Hines, Ind.	1	1	100.0
1t)	Janovich, Den.	1	1	100.0
1t)	Johnson, Ariz	1	1	100.0
1t)	*Johnson, Det.	1	1	100.0
1t)	Kelley, Was.	1	1	100.0
1t)	*Lindsay, Den.	1	1	100.0
1t)	Luck, Ind.	1	1	100.0
1t)	Madden, Sea.	1	1	100.0
1t)	Roethlisberger, Pit.	1	1	100.0
1t)	Ryan, Atl.	1	1	100.0
1t)	Smallwood, Phi.	1	1	100.0
1t)	A. Smith, Was.	1	1	100.0
1t)	Sproles, Phi.	1	1	100.0
1t)	Stafford, Det.	1	1	100.0
1t)	Trubisky, Chi.	1	1	100.0
1t)	Ware, K.C.	1	1	100.0
1t)	Watt, LA-C	1	1	100.0
1t)	J. Williams, G.B.	1	1	100.0
1t)	M. Williams, Bal.	1	1	100.0
1t)	Woods, LA-R	1	1	100.0

WEEK 4 / THROUGH MONDAY, OCTOBER 1, 2018**NFL / LEADERS IN RECEPTIONS**

Rank	Player, Team	Rec	Yards	Avg	Long	TD
1)	Thomas, N.O.	42	445	10.6	35	3
2)	Thielen, Min.	40	473	11.8	45t	2
3)	Kamara, N.O. (RB)	35	336	9.6	35	1
4t)	Smith-Schuster, Pit.	31	416	13.4	67	1
4t)	Beckham, NY-G	31	331	10.7	30	0
4t)	Ertz, Phi. (TE)	31	327	10.5	34	0
7)	Hopkins, Hou.	30	443	14.8	31	2
8t)	J. Jones, Atl.	29	502	17.3	58	0
8t)	M. Evans, T.B.	29	426	14.7	51	3
8t)	Brown, Pit.	29	272	9.4	27t	3
11t)	Tate, Det.	28	389	13.9	67	3
11t)	D. Adams, G.B.	28	285	10.2	51	3
13t)	Diggs, Min.	27	311	11.5	75t	3
13t)	*Barkley, NY-G (RB)	27	193	7.1	21	0
15t)	Cooks, LA-R	26	452	17.4	57	1
15t)	Cook, Oak. (TE)	26	370	14.2	45	2
15t)	Boyd, Cin.	26	349	13.4	49	2
18)	Agholor, Phi.	25	167	6.7	50	1
19t)	Kupp, LA-R	24	348	14.5	70t	4
19t)	Woods, LA-R	24	323	13.5	36	3
19t)	Sanders, Den.	24	314	13.1	43t	1
19t)	Landry, Cle.	24	312	13.0	39	1
19t)	Allen, LA-C	24	282	11.8	25	1
19t)	S. Shepard, NY-G	24	229	9.5	23	2
19t)	Gordon, LA-C (RB)	24	199	8.3	25	3
26t)	Hill, K.C.	23	364	15.8	58t	3
26t)	Golladay, Det.	23	330	14.3	30t	2
26t)	Kelce, K.C. (TE)	23	307	13.3	31	3
29t)	C. Davis, Ten.	22	312	14.2	51	1
29t)	Gabriel, Chi.	22	193	8.8	33	2
29t)	White, N.E. (RB)	22	193	8.8	27	3
29t)	McCaffrey, Car. (RB)	22	157	7.1	18	0
29t)	*Hines, Ind. (RB)	22	119	5.4	17	2
34t)	Hilton, Ind.	21	294	14.0	42	2
34t)	Westbrook, Jac.	21	294	14.0	61t	1
34t)	Enunwa, NY-J	21	278	13.2	42	1
34t)	Cooper, Oak.	21	270	12.9	36	1
34t)	Riddick, Det. (RB)	21	118	5.6	20	0
39t)	Green, Cin.	20	297	14.9	38t	5
39t)	De. Thomas, Den.	20	168	8.4	23	1
39t)	Thompson, Was. (RB)	20	155	7.8	23	1
42t)	Allison, G.B.	19	289	15.2	64t	2
42t)	Robinson, Chi.	19	217	11.4	39	1
44t)	Kittle, S.F. (TE)	18	316	17.6	82t	1
44t)	Snead, Bal.	18	198	11.0	20	1
44t)	Grant, Ind.	18	188	10.4	23	1
44t)	Rudolph, Min. (TE)	18	188	10.4	24	2
44t)	Crabtree, Bal.	18	184	10.2	20	1
44t)	Conner, Pit. (RB)	18	164	9.1	22	0
44t)	Richard, Oak. (RB)	18	152	8.4	18	0
44t)	D. Lewis, Ten. (RB)	18	116	6.4	17	0

WEEK 4 / THROUGH MONDAY, OCTOBER 1, 2018**NFL / RECEIVING YARDAGE LEADERS**

Rank	Player, Team	Yards	Rec	Avg	Long	TD
1)	J. Jones, Atl.	502	29	17.3	58	0
2)	Thielen, Min.	473	40	11.8	45t	2
3)	Cooks, LA-R	452	26	17.4	57	1
4)	Thomas, N.O.	445	42	10.6	35	3
5)	Hopkins, Hou.	443	30	14.8	31	2
6)	M. Evans, T.B.	426	29	14.7	51	3
7)	Jackson, T.B.	424	17	24.9	75t	3
8)	Smith-Schuster, Pit.	416	31	13.4	67	1
9)	Tate, Det.	389	28	13.9	67	3
10)	Cook, Oak. (TE)	370	26	14.2	45	2
11)	Hill, K.C.	364	23	15.8	58t	3
12)	Boyd, Cin.	349	26	13.4	49	2
13)	Kupp, LA-R	348	24	14.5	70t	4
14)	J. Brown, Bal.	338	15	22.5	71	3
15)	Kamara, N.O. (RB)	336	35	9.6	35	1
16)	Beckham, NY-G	331	31	10.7	30	0
17)	Golladay, Det.	330	23	14.3	30t	2
18)	Ertz, Phi. (TE)	327	31	10.5	34	0
19)	Woods, LA-R	323	24	13.5	36	3
20)	Kittle, S.F. (TE)	316	18	17.6	82t	1
21)	Sanders, Den.	314	24	13.1	43t	1
22t)	C. Davis, Ten.	312	22	14.2	51	1
22t)	Landry, Cle.	312	24	13.0	39	1
24)	Diggs, Min.	311	27	11.5	75t	3
25)	Kelce, K.C. (TE)	307	23	13.3	31	3
26)	Green, Cin.	297	20	14.9	38t	5
27t)	Hilton, Ind.	294	21	14.0	42	2
27t)	Westbrook, Jac.	294	21	14.0	61t	1
29)	Allison, G.B.	289	19	15.2	64t	2
30)	D. Adams, G.B.	285	28	10.2	51	3
31)	Allen, LA-C	282	24	11.8	25	1
32)	Enunwa, NY-J	278	21	13.2	42	1
33)	J. Nelson, Oak.	274	16	17.1	66	2
34)	Brown, Pit.	272	29	9.4	27t	3
35)	Cooper, Oak.	270	21	12.9	36	1
36)	*Ridley, Atl.	264	15	17.6	75t	6
37)	W. Fuller, Hou.	263	17	15.5	39t	3
38)	Lockett, Sea.	249	17	14.6	52t	3
39t)	Gronkowski, N.E. (TE)	233	17	13.7	30	1
39t)	M. Jones, Det.	233	15	15.5	34	2
41)	S. Shepard, NY-G	229	24	9.5	23	2
42)	James, Pit. (TE)	228	10	22.8	46	1
43)	Cole, Jac.	225	17	13.2	31	1
44)	Stills, Mia.	224	12	18.7	75t	3
45)	Howard, T.B. (TE)	222	11	20.2	75t	1
46)	Robinson, Chi.	217	19	11.4	39	1
47)	M. Williams, LA-C	204	12	17.0	42t	3
48)	McDonald, Pit. (TE)	200	12	16.7	75t	1
49)	Gordon, LA-C (RB)	199	24	8.3	25	3
50)	Snead, Bal.	198	18	11.0	20	1

WEEK 4 / THROUGH MONDAY, OCTOBER 1, 2018**NFL / THIRD-DOWN RECEIVING LEADERS**

Rank	Player, Team	Rec	Yards	Avg	Long	TD
1)	Thielen, Min.	13	125	9.6	34	0
2t)	J. Jones, Atl.	10	149	14.9	33	0
2t)	Thomas, N.O.	10	84	8.4	15	1
2t)	Brown, Pit.	10	72	7.2	19	0
5t)	Hilton, Ind.	9	154	17.1	42	1
5t)	Tate, Det.	9	146	16.2	67	1
5t)	C. Davis, Ten.	9	114	12.7	28	1
5t)	Beckham, NY-G	9	103	11.4	30	0
9t)	Cook, Oak. (TE)	8	136	17.0	32	1
9t)	Hopkins, Hou.	8	136	17.0	28t	1
9t)	Boyd, Cin.	8	116	14.5	23	0
9t)	Rogers, Ind.	8	73	9.1	22	0
9t)	S. Shepard, NY-G	8	71	8.9	19	2
14t)	Kupp, LA-R	7	136	19.4	53t	1
14t)	M. Evans, T.B.	7	105	15.0	50t	1
14t)	Landry, Cle.	7	103	14.7	39	0
14t)	*Kirk, Ariz	7	98	14.0	32	0
14t)	D. Adams, G.B.	7	83	11.9	25	0
14t)	*Barkley, NY-G (RB)	7	83	11.9	21	0
14t)	Kittle, S.F. (TE)	7	82	11.7	18	0
14t)	Westbrook, Jac.	7	82	11.7	20	0
14t)	Thompson, Was. (RB)	7	43	6.1	14	0
14t)	Elliot, Dal. (RB)	7	31	4.4	13	0
24t)	Cobb, G.B.	6	122	20.3	75t	1
24t)	Cooks, LA-R	6	83	13.8	24	0
24t)	*Ridley, Atl.	6	77	12.8	22	2
24t)	Graham, G.B. (TE)	6	73	12.2	34	1
24t)	Enunwa, NY-J	6	66	11.0	16	0
24t)	White, N.E. (RB)	6	65	10.8	16	2
24t)	Beasley, Dal.	6	64	10.7	18	0
24t)	Seferian-Jenkins, Jac. (TE)	6	53	8.8	21	1
24t)	Agholor, Phi.	6	42	7.0	13	0
33t)	Lockett, Sea.	5	99	19.8	52t	1
33t)	Gronkowski, N.E. (TE)	5	81	16.2	30	1
33t)	Cooper, Oak.	5	77	15.4	36	0
33t)	Allen, LA-C	5	71	14.2	25	1
33t)	Diggs, Min.	5	68	13.6	24	1
33t)	Hill, K.C.	5	65	13.0	34	1
33t)	Godwin, T.B.	5	60	12.0	20	2
33t)	Doyle, Ind. (TE)	5	54	10.8	13	0
33t)	Fitzgerald, Ariz	5	52	10.4	16	0
33t)	Engram, NY-G (TE)	5	50	10.0	18t	1
33t)	Snead, Bal.	5	50	10.0	14	0
33t)	Ertz, Phi. (TE)	5	49	9.8	18	0
33t)	De. Thomas, Den.	5	46	9.2	15	0
33t)	Woods, LA-R	5	45	9.0	13	0
33t)	Njoku, Cle. (TE)	5	39	7.8	14	0
33t)	Allen, Bal. (RB)	5	37	7.4	12t	1
33t)	Taylor, Ten.	5	37	7.4	10	0
33t)	Johnson, Cle. (RB)	5	36	7.2	15	0
33t)	Cohen, Chi. (RB)	5	32	6.4	9	0
33t)	*Callaway, Cle.	5	29	5.8	18	0
33t)	Yeldon, Jac. (RB)	5	27	5.4	10	0
33t)	Gordon, LA-C (RB)	5	11	2.2	6t	2

WEEK 4 / THROUGH MONDAY, OCTOBER 1, 2018

NFL / LEADING SCORERS, NONKICKERS

Rank	Player, Team	TD	Rush	Rec	Ret	X2	Pts
1t)	Gurley, LA-R (RB)	6	4	2	0	2	40
1t)	Kamara, N.O. (RB)	6	5	1	0	2	40
3)	*Ridley, Atl. (WR)	6	0	6	0	0	36
4)	Gordon, LA-C (RB)	5	2	3	0	2	34
5t)	Green, Cin. (WR)	5	0	5	0	0	30
5t)	Hyde, Cle. (RB)	5	5	0	0	0	30
7t)	Allen, Bal. (RB)	4	3	1	0	0	24
7t)	Crowell, NY-J (RB)	4	4	0	0	0	24
7t)	Hill, K.C. (WR)	4	0	3	1	0	24
7t)	Hunt, K.C. (RB)	4	3	1	0	0	24
7t)	Kupp, LA-R (WR)	4	0	4	0	0	24
7t)	White, N.E. (RB)	4	1	3	0	0	24
13)	Conner, Pit. (RB)	3	3	0	0	2	22
14t)	Ajayi, Phi. (RB)	3	3	0	0	1	20
14t)	Diggs, Min. (WR)	3	0	3	0	1	20
16t)	D. Adams, G.B. (WR)	3	0	3	0	0	18
16t)	*Barkley, NY-G (RB)	3	3	0	0	0	18
16t)	Bernard, Cin. (RB)	3	3	0	0	0	18
16t)	Brown, Pit. (WR)	3	0	3	0	0	18
16t)	J. Brown, Bal. (WR)	3	0	3	0	0	18
16t)	Collins, Bal. (RB)	3	2	1	0	0	18
16t)	Ebron, Ind. (TE)	3	0	3	0	0	18
16t)	Elliot, Dal. (RB)	3	2	1	0	0	18
16t)	M. Evans, T.B. (WR)	3	0	3	0	0	18
16t)	*Freeman, Den. (RB)	3	3	0	0	0	18
16t)	W. Fuller, Hou. (WR)	3	0	3	0	0	18
16t)	Godwin, T.B. (WR)	3	0	3	0	0	18
16t)	Grant, Mia. (WR)	3	0	2	1	0	18
16t)	*Hines, Ind. (RB)	3	1	2	0	0	18
16t)	Jackson, T.B. (WR)	3	0	3	0	0	18
16t)	Johnson, Ariz (RB)	3	2	1	0	0	18
16t)	Kelce, K.C. (TE)	3	0	3	0	0	18
16t)	Lockett, Sea. (WR)	3	0	3	0	0	18
16t)	Lynch, Oak. (RB)	3	3	0	0	0	18
16t)	Newton, Car. (QB)	3	3	0	0	0	18
16t)	Peterson, Was. (RB)	3	3	0	0	0	18
16t)	Stills, Mia. (WR)	3	0	3	0	0	18
16t)	Tate, Det. (WR)	3	0	3	0	0	18
16t)	Thomas, N.O. (WR)	3	0	3	0	0	18
16t)	M. Williams, LA-C (WR)	3	0	3	0	0	18
16t)	Woods, LA-R (WR)	3	0	3	0	0	18
16t)	Yeldon, Jac. (RB)	3	1	2	0	0	18
43t)	Ginn, N.O. (WR)	2	0	2	0	1	14
43t)	J. Nelson, Oak. (WR)	2	0	2	0	1	14
43t)	S. Shepard, NY-G (WR)	2	0	2	0	1	14
46t)	*Allen, Buf. (QB)	2	2	0	0	0	12
46t)	Allison, G.B. (WR)	2	0	2	0	0	12
46t)	Austin, Dal. (WR)	2	0	2	0	0	12
46t)	Bourne, S.F. (WR)	2	0	2	0	0	12
46t)	Boyd, Cin. (WR)	2	0	2	0	0	12
46t)	Brate, T.B. (TE)	2	0	2	0	0	12
46t)	Brees, N.O. (QB)	2	2	0	0	0	12
46t)	T. Burton, Chi. (TE)	2	0	2	0	0	12
46t)	*Chubb, Cle. (RB)	2	2	0	0	0	12
46t)	Coleman, Atl. (RB)	2	1	1	0	0	12
46t)	Conley, K.C. (WR)	2	0	2	0	0	12
46t)	Cook, Oak. (TE)	2	0	2	0	0	12
46t)	M. Davis, Sea. (RB)	2	2	0	0	0	12
46t)	*Dissly, Sea. (TE)	2	0	2	0	0	12
46t)	Dorsett, N.E. (WR)	2	0	2	0	0	12
46t)	Ekeler, LA-C (RB)	2	0	2	0	0	12
46t)	Gabriel, Chi. (WR)	2	0	2	0	0	12
46t)	Golladay, Det. (WR)	2	0	2	0	0	12
46t)	Hilton, Ind. (WR)	2	0	2	0	0	12
46t)	Hogan, N.E. (WR)	2	0	2	0	0	12
46t)	Hopkins, Hou. (WR)	2	0	2	0	0	12
46t)	M. Jones, Det. (WR)	2	0	2	0	0	12
46t)	*Lindsay, Den. (RB)	2	1	1	0	0	12
46t)	Moncrief, Jac. (WR)	2	0	2	0	0	12
46t)	Robinson, Min. (WR)	2	0	2	0	0	12
46t)	Ross, Cin. (WR)	2	0	2	0	0	12
46t)	Rudolph, Min. (TE)	2	0	2	0	0	12
46t)	Ryan, Atl. (QB)	2	2	0	0	0	12
46t)	Sanders, Den. (WR)	2	1	1	0	0	12
46t)	Thielen, Min. (WR)	2	0	2	0	0	12
46t)	Wilson, Mia. (WR)	2	0	2	0	0	12

WEEK 4 / THROUGH MONDAY, OCTOBER 1, 2018**NFL / LEADING SCORERS, KICKERS**

Rank	Player, Team	PAT	FG	Pct	Long	Pts
1)	Lutz, N.O.	11/11	10/11	.909	49	41
2t)	Parkey, Chi.	12/12	9/10	.900	50	39
2t)	Tucker, Bal.	12/12	9/10	.900	55	39
4t)	Crosby, G.B.	8/ 9	10/11	.909	52	38
4t)	Gould, S.F.	8/ 9	10/10	1.000	45	38
6)	Fairbairn, Hou.	9/ 9	9/11	.818	54	36
7)	Prater, Det.	10/10	8/10	.800	43	34
8)	Succop, Ten.	6/ 6	9/10	.900	53	33
9t)	Lambo, Jac.	8/ 8	8/ 8	1.000	54	32
9t)	Vinatieri, Ind.	8/ 8	8/ 9	.889	51	32
11)	Butker, K.C.	19/19	4/ 4	1.000	46	31
12t)	Bullock, Cin.	15/15	5/ 6	.833	42	30
12t)	McManus, Den.	9/ 9	7/ 7	1.000	53	30
14t)	Gostkowski, N.E.	11/11	6/ 7	.857	46	29
14t)	Maher, Dal.	5/ 5	8/ 9	.889	50	29
14t)	Myers, NY-J	8/ 9	7/ 7	1.000	55	29
14t)	Rosas, NY-G	5/ 5	8/ 8	1.000	44	29
18t)	Bryant, Atl.	10/11	6/ 6	1.000	55	28
18t)	Catanzaro, T.B.	13/14	5/ 6	.833	36	28
20)	Sturgis, LA-C	6/ 9	7/ 9	.778	48	27
21)	Elliot, Phi.	8/ 8	6/ 8	.750	37	26
22)	Janikowski, Sea.	10/10	5/ 8	.625	56	25
23t)	Hopkins, Was.	7/ 7	5/ 6	.833	49	22
23t)	Nugent, Oak.	4/ 5	6/ 6	1.000	52	22
25)	Hauschka, Buf.	5/ 5	5/ 6	.833	50	20
26)	Boswell, Pit.	9/11	3/ 6	.500	39	18
27)	Gano, Car.	8/ 8	3/ 3	1.000	54	17
28)	*Sanders, Mia.	10/11	2/ 2	1.000	30	16
29t)	*Joseph, Cle.	3/ 3	4/ 4	1.000	45	15
29t)	Zuerlein, LA-R	3/ 3	4/ 5	.800	55	15
31t)	Ficken, LA-R	10/10	1/ 3	.333	34	13
31t)	*McCrane, Oak.	4/ 4	3/ 5	.600	44	13
33)	Bailey, Min.	2/ 2	3/ 3	1.000	40	11
34t)	*Carlson, Min.	6/ 6	1/ 4	.250	48	9
34t)	Gonzalez, Cle.	3/ 5	2/ 5	.400	39	9
36)	Dawson, Ariz	4/ 4	1/ 3	.333	23	7
37)	Hekker, LA-R	1/ 1	1/ 1	1.000	20	4

NFL / TOUCHBACKS ON KICKOFFS

Rank	Player, Team	TB
1)	Parkey, Chi.	20
2)	Butker, K.C.	19
3t)	Bullock, Cin.	18
3t)	Catanzaro, T.B.	18
3t)	Myers, NY-J	18
6t)	Lutz, N.O.	17
6t)	Pinion, S.F.	17
8t)	Bosher, Atl.	16
8t)	Succop, Ten.	16
10t)	Crosby, G.B.	15
10t)	Elliot, Phi.	15
10t)	Fairbairn, Hou.	15
10t)	Lambo, Jac.	15
14)	McManus, Den.	14
15t)	Gano, Car.	13
15t)	Hopkins, Was.	13
15t)	Sanchez, Ind.	13
15t)	*Sanders, Mia.	13
19t)	*Joseph, Cle.	12
19t)	Sturgis, LA-C	12
19t)	Tucker, Bal.	12
22t)	Ficken, LA-R	11
22t)	Gostkowski, N.E.	11
22t)	Maher, Dal.	11
22t)	Rosas, NY-G	11
26)	Boswell, Pit.	10
27t)	*Carlson, Min.	9
27t)	Janikowski, Sea.	9
27t)	Martin, Det.	9
30t)	Hauschka, Buf.	8
30t)	Zuerlein, LA-R	8
32)	Nugent, Oak.	6
33t)	Bailey, Min.	5
33t)	Gonzalez, Cle.	5
35)	Dawson, Ariz	4
36)	*McCrane, Oak.	3
37)	Hekker, LA-R	2

WEEK 4 / THROUGH MONDAY, OCTOBER 1, 2018**NFL / MOST YARDS FROM SCRIMMAGE**

Rank	Player, Team	Total			Rushing			Receiving		
		Yards	Att+Rec	Avg	Yards	Att	Avg	Yards	Rec	Avg
1)	Kamara, N.O. (RB)	611	91	6.7	275	56	4.9	336	35	9.6
2)	Elliott, Dal. (RB)	551	88	6.3	426	73	5.8	125	15	8.3
3)	Gurley, LA-R (RB)	532	94	5.7	338	79	4.3	194	15	12.9
4)	J. Jones, Atl. (WR)	513	30	17.1	11	1	11.0	502	29	17.3
5)	Gordon, LA-C (RB)	475	78	6.1	276	54	5.1	199	24	8.3
6)	Thielen, Min. (WR)	473	40	11.8	0	0	---	473	40	11.8
7)	Cooks, LA-R (WR)	468	28	16.7	16	2	8.0	452	26	17.4
8)	*Barkley, NY-G (RB)	453	83	5.5	260	56	4.6	193	27	7.1
9)	Thomas, N.O. (WR)	445	42	10.6	0	0	---	445	42	10.6
10)	Hopkins, Hou. (WR)	436	31	14.1	-7	1	-7.0	443	30	14.8
11)	McCaffrey, Car. (RB)	428	68	6.3	271	46	5.9	157	22	7.1
12)	M. Evans, T.B. (WR)	426	29	14.7	0	0	---	426	29	14.7
13)	Jackson, T.B. (WR)	424	17	24.9	0	0	---	424	17	24.9
14)	Smith-Schuster, Pit. (WR)	416	31	13.4	0	0	---	416	31	13.4
15t)	Breida, S.F. (RB)	398	51	7.8	313	41	7.6	85	10	8.5
15t)	Tate, Det. (WR)	398	29	13.7	9	1	9.0	389	28	13.9
17)	Conner, Pit. (RB)	396	81	4.9	232	63	3.7	164	18	9.1
18)	Hill, K.C. (WR)	375	28	13.4	11	5	2.2	364	23	15.8
19)	Cook, Oak. (TE)	370	26	14.2	0	0	---	370	26	14.2
20)	Sanders, Den. (WR)	367	26	14.1	53	2	26.5	314	24	13.1
21)	Kupp, LA-R (WR)	361	27	13.4	13	3	4.3	348	24	14.5
22)	Lynch, Oak. (RB)	360	78	4.6	300	68	4.4	60	10	6.0
23)	Boyd, Cin. (WR)	354	27	13.1	5	1	5.0	349	26	13.4
24)	Ekeler, LA-C (RB)	351	41	8.6	188	28	6.7	163	13	12.5
25)	Hunt, K.C. (RB)	348	75	4.6	289	71	4.1	59	4	14.8
26t)	J. Brown, Bal. (WR)	342	17	20.1	4	2	2.0	338	15	22.5
26t)	Woods, LA-R (WR)	342	28	12.2	19	4	4.8	323	24	13.5
28)	Beckham, NY-G (WR)	340	34	10.0	9	3	3.0	331	31	10.7
29)	Peterson, Was. (RB)	336	61	5.5	236	56	4.2	100	5	20.0
30t)	Golladay, Det. (WR)	330	23	14.3	0	0	---	330	23	14.3
30t)	Yeldon, Jac. (RB)	330	63	5.2	205	49	4.2	125	14	8.9
32)	Ertz, Phi. (TE)	327	31	10.5	0	0	---	327	31	10.5
33)	Diggs, Min. (WR)	320	29	11.0	9	2	4.5	311	27	11.5
34)	Kittle, S.F. (TE)	316	18	17.6	0	0	---	316	18	17.6
35t)	C. Davis, Ten. (WR)	312	22	14.2	0	0	---	312	22	14.2
35t)	Landry, Cle. (WR)	312	24	13.0	0	0	---	312	24	13.0
35t)	*Lindsay, Den. (RB)	312	50	6.2	267	45	5.9	45	5	9.0
38)	Cohen, Chi. (RB)	308	41	7.5	139	27	5.1	169	14	12.1
39)	Kelce, K.C. (TE)	307	23	13.3	0	0	---	307	23	13.3
40)	White, N.E. (RB)	303	43	7.0	110	21	5.2	193	22	8.8
41)	Hyde, Cle. (RB)	300	87	3.4	285	83	3.4	15	4	3.8
42)	Westbrook, Jac. (WR)	299	23	13.0	5	2	2.5	294	21	14.0
43)	Green, Cin. (WR)	297	20	14.9	0	0	---	297	20	14.9
44t)	Coleman, Atl. (RB)	294	64	4.6	210	54	3.9	84	10	8.4
44t)	Hilton, Ind. (WR)	294	21	14.0	0	0	---	294	21	14.0
46)	Johnson, Ariz (RB)	291	69	4.2	187	56	3.3	104	13	8.0
47)	Allison, G.B. (WR)	289	19	15.2	0	0	---	289	19	15.2
48)	D. Adams, G.B. (WR)	285	28	10.2	0	0	---	285	28	10.2
49)	Allen, LA-C (WR)	282	24	11.8	0	0	---	282	24	11.8
50)	Howard, Chi. (RB)	281	74	3.8	203	64	3.2	78	10	7.8

WEEK 4 / THROUGH MONDAY, OCTOBER 1, 2018**NFL / LEADERS IN FIRST DOWNS**

Rank	Player, Team	Rush	Rec	Tot
1)	Kamara, N.O. (RB)	21	14	35
2)	Gurley, LA-R (RB)	21	7	28
3t)	Gordon, LA-C (RB)	13	12	25
3t)	Thielen, Min. (WR)	0	25	25
5t)	Elliot, Dal. (RB)	20	4	24
5t)	J. Jones, Atl. (WR)	1	23	24
7t)	Hopkins, Hou. (WR)	0	23	23
7t)	Thomas, N.O. (WR)	0	23	23
9t)	*Barkley, NY-G (RB)	13	8	21
9t)	Cooks, LA-R (WR)	1	20	21
9t)	M. Evans, T.B. (WR)	0	21	21
9t)	Hunt, K.C. (RB)	17	4	21
9t)	McCaffrey, Car. (RB)	11	10	21
9t)	Smith-Schuster, Pit. (WR)	0	21	21
15)	Lynch, Oak. (RB)	16	4	20
16)	Golladay, Det. (WR)	0	19	19
17t)	Boyd, Cin. (WR)	0	18	18
17t)	Cook, Oak. (TE)	0	18	18
17t)	Woods, LA-R (WR)	1	17	18
20t)	Beckham, NY-G (WR)	1	16	17
20t)	Breida, S.F. (RB)	13	4	17
20t)	Green, Cin. (WR)	0	17	17
20t)	Hill, K.C. (WR)	2	15	17
20t)	Howard, Chi. (RB)	14	3	17
20t)	Kupp, LA-R (WR)	2	15	17
20t)	Tate, Det. (WR)	0	17	17
27t)	Conner, Pit. (RB)	9	7	16
27t)	C. Davis, Ten. (WR)	0	16	16
27t)	Enunwa, NY-J (WR)	0	16	16
27t)	*Freeman, Den. (RB)	15	1	16
27t)	Johnson, Ariz (RB)	11	5	16
27t)	S. Shepard, NY-G (WR)	0	16	16
33t)	Cohen, Chi. (RB)	8	7	15
33t)	Ekeler, LA-C (RB)	8	7	15
33t)	Hyde, Cle. (RB)	15	0	15
33t)	*Lindsay, Den. (RB)	14	1	15
33t)	Westbrook, Jac. (WR)	1	14	15
33t)	Yeldon, Jac. (RB)	9	6	15
39t)	Bernard, Cin. (RB)	12	2	14
39t)	Brown, Pit. (WR)	0	14	14
39t)	Ertz, Phi. (TE)	0	14	14
39t)	W. Fuller, Hou. (WR)	0	14	14
39t)	*Hines, Ind. (RB)	4	10	14
39t)	Jackson, T.B. (WR)	0	14	14
39t)	Morris, S.F. (RB)	12	2	14
39t)	Rudolph, Min. (TE)	0	14	14
39t)	Sanders, Den. (WR)	2	12	14
39t)	White, N.E. (RB)	4	10	14
49t)	D. Adams, G.B. (WR)	0	13	13
49t)	Allen, Bal. (RB)	7	6	13
49t)	Allen, LA-C (WR)	0	13	13
49t)	Cooper, Oak. (WR)	0	13	13
49t)	Hilton, Ind. (WR)	0	13	13
49t)	*Johnson, Det. (RB)	11	2	13
49t)	Kittle, S.F. (TE)	0	13	13
49t)	Landry, Cle. (WR)	0	13	13
49t)	Peterson, Was. (RB)	11	2	13
49t)	*Ridley, Atl. (WR)	1	12	13
49t)	Snead, Bal. (WR)	0	13	13
49t)	Thompson, Was. (RB)	4	9	13

WEEK 4 / THROUGH MONDAY, OCTOBER 1, 2018**NFL / LEADING PUNTERS**

Rank	Player, Team	No	Yards	Lg	Avg	TB	Blk	Dwn	OB	Opp Ret	In Yds	Net 20	Avg
1)	Johnston, Phi.	20	1029	68	51.5	5	0	2	1	9	50	6	44.0
2)	Lee, Ariz	22	1122	61	51.0	2	0	0	1	14	208	6	39.7
3)	Koch, Bal.	16	798	63	49.9	2	1	1	2	9	77	7	40.1
4)	Kern, Ten.	20	974	62	48.7	2	0	2	5	10	79	10	42.8
5)	Morstead, N.O.	13	632	58	48.6	1	0	0	1	6	31	4	44.7
6)	*M. Dickson, Sea.	25	1210	69	48.4	1	0	3	7	11	87	9	44.1
7)	Kaser, LA-C	13	629	66	48.4	1	1	2	1	7	114	5	35.4
8)	Edwards, NY-J	22	1064	62	48.4	1	0	2	3	12	79	8	43.9
9)	Dixon, NY-G	19	909	60	47.8	3	0	2	1	9	70	3	41.0
10)	*Scott, G.B.	18	854	63	47.4	2	0	2	1	5	66	7	41.6
11)	O'Donnell, Chi.	14	661	63	47.2	1	0	1	0	5	40	5	42.9
12)	Haack, Mia.	23	1085	65	47.2	3	0	0	5	11	104	8	40.0
13)	R. Allen, N.E.	17	800	59	47.1	1	0	4	1	9	92	4	40.5
14)	Colquitt, K.C.	13	611	67	47.0	2	0	2	1	5	4	5	43.6
15)	C. Jones, Dal.	17	784	56	46.1	0	0	2	1	10	101	4	40.2
16)	Palardy, Car.	14	643	59	45.9	1	0	1	0	4	25	8	42.7
17)	*Bojorquez, Buf.	27	1227	59	45.4	1	0	4	3	15	91	14	41.3
18)	Sanchez, Ind.	17	772	59	45.4	1	0	1	1	8	29	5	42.5
19)	Bosher, Atl.	16	722	57	45.1	1	1	2	0	10	67	4	37.4
20)	Wile, Min.	19	852	70	44.8	2	1	4	3	6	31	8	39.1
21)	Martin, Det.	14	624	55	44.6	1	0	1	1	5	151	6	32.4
22)	King, Den.	20	881	66	44.1	1	0	4	5	8	67	7	39.7
23)	*Townsend, Oak.	17	746	56	43.9	2	0	2	3	5	23	4	40.2
24)	Pinion, S.F.	18	784	59	43.6	0	0	0	2	12	105	5	37.7
25)	Way, Was.	14	603	59	43.1	0	0	2	1	6	73	6	37.9
26)	Anger, T.B.	15	642	64	42.8	0	0	3	1	8	43	4	39.9
27)	Berry, Pit.	22	935	59	42.5	2	0	4	3	5	67	7	37.6
28)	Colquitt, Cle.	30	1263	59	42.1	1	0	4	5	13	166	14	35.9
29)	*Daniel, Hou.	18	756	57	42.0	1	0	3	1	5	27	10	39.4
30)	Huber, Cin.	12	500	55	41.7	0	1	4	0	3	2	7	38.3
31)	*Cooke, Jac.	20	828	54	41.4	1	0	7	2	8	37	11	38.6

NFL / LEADING PUNTERS, NET AVERAGE

Rank	Player, Team	No	Yards	Lg	Avg	TB	Blk	Dwn	OB	Opp Ret	In Yds	Net 20	Avg
1)	Morstead, N.O.	13	632	58	48.6	1	0	0	1	6	31	4	44.7
2)	*M. Dickson, Sea.	25	1210	69	48.4	1	0	3	7	11	87	9	44.1
3)	Johnston, Phi.	20	1029	68	51.5	5	0	2	1	9	50	6	44.0
4)	Edwards, NY-J	22	1064	62	48.4	1	0	2	3	12	79	8	43.9
5)	Colquitt, K.C.	13	611	67	47.0	2	0	2	1	5	4	5	43.6
6)	O'Donnell, Chi.	14	661	63	47.2	1	0	1	0	5	40	5	42.9
7)	Kern, Ten.	20	974	62	48.7	2	0	2	5	10	79	10	42.8
8)	Palardy, Car.	14	643	59	45.9	1	0	1	0	4	25	8	42.7
9)	Sanchez, Ind.	17	772	59	45.4	1	0	1	1	8	29	5	42.5
10)	*Scott, G.B.	18	854	63	47.4	2	0	2	1	5	66	7	41.6
11)	*Bojorquez, Buf.	27	1227	59	45.4	1	0	4	3	15	91	14	41.3
12)	Dixon, NY-G	19	909	60	47.8	3	0	2	1	9	70	3	41.0
13)	R. Allen, N.E.	17	800	59	47.1	1	0	4	1	9	92	4	40.5
14t)	C. Jones, Dal.	17	784	56	46.1	0	0	2	1	10	101	4	40.2
14t)	*Townsend, Oak.	17	746	56	43.9	2	0	2	3	5	23	4	40.2
16)	Koch, Bal.	16	798	63	49.9	2	1	1	2	9	77	7	40.1
17)	Haack, Mia.	23	1085	65	47.2	3	0	0	5	11	104	8	40.0
18)	Anger, T.B.	15	642	64	42.8	0	0	3	1	8	43	4	39.9
19)	Lee, Ariz	22	1122	61	51.0	2	0	0	1	14	208	6	39.7
20)	King, Den.	20	881	66	44.1	1	0	4	5	8	67	7	39.7
21)	*Daniel, Hou.	18	756	57	42.0	1	0	3	1	5	27	10	39.4
22)	Wile, Min.	19	852	70	44.8	2	1	4	3	6	31	8	39.1
23)	*Cooke, Jac.	20	828	54	41.4	1	0	7	2	8	37	11	38.6
24)	Huber, Cin.	12	500	55	41.7	0	1	4	0	3	2	7	38.3
25)	Way, Was.	14	603	59	43.1	0	0	2	1	6	73	6	37.9
26)	Pinion, S.F.	18	784	59	43.6	0	0	0	2	12	105	5	37.7
27)	Berry, Pit.	22	935	59	42.5	2	0	4	3	5	67	7	37.6
28)	Bosher, Atl.	16	722	57	45.1	1	1	2	0	10	67	4	37.4
29)	Colquitt, Cle.	30	1263	59	42.1	1	0	4	5	13	166	14	35.9
30)	Kaser, LA-C	13	629	66	48.4	1	1	2	1	7	114	5	35.4
31)	Martin, Det.	14	624	55	44.6	1	0	1	1	5	151	6	32.4

WEEK 4 / THROUGH MONDAY, OCTOBER 1, 2018**NFL / PUNT RETURN LEADERS**

Rank	Player, Team	Ret	FC	Yards	Avg	Long	TD
1)	Hill, K.C.	5	1	137	27.4	91t	1
2)	A. Roberts, NY-J	6	6	160	26.7	78t	1
3)	Natson, LA-R	8	1	141	17.6	60	0
4)	D. Harris, Oak.	7	3	119	17.0	49	0
5)	Cohen, Chi.	11	4	141	12.8	42	0
6)	Grant, Mia.	5	2	58	11.6	22	0
7)	Switzer, Pit.	8	4	81	10.1	22	0
8)	Ervin, Hou.	11	2	110	10.0	27	0
9)	C. Jones, Bal.-N.E.	5	1	45	9.0	24	0
10)	Lockett, Sea.	11	5	89	8.1	19	0
11)	*Grant, Bal.	7	4	52	7.4	51	0
12t)	Humphries, T.B.	5	2	35	7.0	16	0
12t)	*Moore, Car.	4	2	28	7.0	15	0
14)	Cobb, G.B.	7	5	46	6.6	17	0
15)	Agnew, Det.	7	3	39	5.6	16	0
16)	Mickens, Jac.	10	1	53	5.3	16	0
17)	Hardy, Atl.	5	4	26	5.2	6	0
18)	*J.J. Jones, LA-C	5	2	24	4.8	11	0
19)	Austin, Dal.	7	6	33	4.7	15	0
20t)	Peppers, Cle.	6	8	26	4.3	15	0
20t)	*Pettis, S.F.	6	2	26	4.3	14	0
22)	T. Williams, G.B.	5	2	20	4.0	9	0
23)	Clay, NY-G	5	1	15	3.0	6	0
24)	Clement, Phi.	6	2	17	2.8	10	0

NFL / KICKOFF RETURN LEADERS

Rank	Player, Team	Ret	Yards	Avg	Long	TD
1)	Grant, Mia.	8	289	36.1	102t	1
2)	Erickson, Cin.	5	155	31.0	47	0
3)	M. Murphy, Buf.	7	213	30.4	49	0
4)	*Reed, S.F.	9	273	30.3	90	0
5)	Hall, Atl.	6	169	28.2	53	0
6)	Agnew, Det.	6	167	27.8	45	0
7)	Patterson, N.E.	6	157	26.2	45	0
8)	T. Hill, N.O.	5	127	25.4	47	0
9)	Ervin, Hou.	10	253	25.3	36	0
10)	White, Bal.	6	135	22.5	37	0
11)	Peppers, Cle.	8	170	21.3	28	0
12)	Lockett, Sea.	5	105	21.0	30	0
13)	Switzer, Pit.	11	225	20.5	35	0
14)	Pascal, Ind.	7	140	20.0	28	0
15)	A. Roberts, NY-J	6	107	17.8	23	0
16)	*S. Wilson, T.B.	6	97	16.2	29	0

WEEK 4 / THROUGH MONDAY, OCTOBER 1, 2018

NFL / LEADERS IN INTERCEPTIONS

Rank	Player, Team	Int	Yards	Avg	Long	TD
1t)	Howard, Mia.	3	39	13.0	39	0
1t)	Clinton-Dix, G.B.	3	25	8.3	24	0
1t)	E. Thomas, Sea.	3	25	8.3	25	0
1t)	*Jackson, Car.	3	0	0.0	0	0
5t)	Jones, Mia.	2	80	40.0	54	0
5t)	Lee, NY-J	2	57	28.5	36t	1
5t)	Randall, Cle.	2	50	25.0	50	0
5t)	McDougald, Sea.	2	39	19.5	39	0
5t)	*Ward, Cle.	2	26	13.0	26	0
5t)	Swearinger, Was.	2	11	5.5	7	0
5t)	Shaqui. Griffin, Sea.	2	8	4.0	8	0
5t)	Jackson, Chi.	2	0	0.0	0	0

WEEK 4 / THROUGH MONDAY, OCTOBER 1, 2018**NFL / LEADERS IN SACKS**

Rank	Player, Team	Sacks
1)	Lawrence, Dal. (DE)	5.5
2t)	Mack, Chi. (LB)	5.0
2t)	McKinley, Atl. (DE)	5.0
2t)	Watt, Hou. (DE)	5.0
5)	Garrett, Cle. (DE)	4.5
6t)	Atkins, Cin. (DT)	4.0
6t)	Hunt, Ind. (DE)	4.0
6t)	Hunter, Min. (DE)	4.0
6t)	Jordan, N.O. (DE)	4.0
6t)	Kennard, Det. (LB)	4.0
6t)	*Leonard, Ind. (LB)	4.0
6t)	Miller, Den. (LB)	4.0
6t)	Pierre-Paul, T.B. (DE)	4.0
14)	Buckner, S.F. (DT)	3.5
15t)	Bailey, K.C. (DE)	3.0
15t)	Campbell, Jac. (DT)	3.0
15t)	Casey, Ten. (DT)	3.0
15t)	Clark, Sea. (DE)	3.0
15t)	Cox, Phi. (DE)	3.0
15t)	Dunlap, Cin. (DE)	3.0
15t)	Dupree, Pit. (LB)	3.0
15t)	Fackrell, G.B. (LB)	3.0
15t)	Ford, K.C. (LB)	3.0
15t)	Harold, Det. (LB)	3.0
15t)	Hicks, Chi. (DE)	3.0
15t)	Houston, K.C. (LB)	3.0
15t)	Ioannidis, Was. (DT)	3.0
15t)	*James, LA-C (DB)	3.0
15t)	Cha. Jones, Ariz (DE)	3.0
15t)	Ogunjobi, Cle. (DT)	3.0
15t)	Reed, Sea. (DT)	3.0
15t)	Watt, Pit. (LB)	3.0
33t)	Addison, Car. (DE)	2.5
33t)	H. Anderson, NY-J (DE)	2.5
33t)	Barnett, Phi. (DE)	2.5
33t)	Suggs, Bal. (LB)	2.5
33t)	Wise, N.E. (DE)	2.5
38t)	Allen, Was. (DE)	2.0
38t)	Autry, Ind. (DE)	2.0
38t)	Bostic, Pit. (LB)	2.0
38t)	Clowney, Hou. (LB)	2.0
38t)	Correa, Ten. (LB)	2.0
38t)	Davis, N.O. (LB)	2.0
38t)	Davis, Det. (LB)	2.0
38t)	Donald, LA-R (DT)	2.0
38t)	Hargrave, Pit. (DT)	2.0
38t)	Hayes, Mia. (DE)	2.0
38t)	*Hill, NY-G (DT)	2.0
38t)	Hughes, Buf. (DE)	2.0
38t)	*Hurst, Oak. (DT)	2.0
38t)	Irvin, Oak. (DE)	2.0
38t)	Jenkins, NY-J (LB)	2.0
38t)	Kendricks, Sea. (LB)	2.0
38t)	Lynch, Chi. (LB)	2.0
38t)	Mayowa, Ariz (DE)	2.0
38t)	Nkemdiche, Ariz (DT)	2.0
38t)	Poole, Atl. (DB)	2.0
38t)	Reader, Hou. (NT)	2.0
38t)	Sheard, Ind. (DE)	2.0
38t)	Short, Car. (DT)	2.0
38t)	Smith, Min. (DB)	2.0
38t)	J. Smith, Dal. (LB)	2.0
38t)	Z. Smith, Bal. (LB)	2.0
38t)	Suh, LA-R (DT)	2.0
38t)	Trevathan, Chi. (LB)	2.0
38t)	*Turay, Ind. (DE)	2.0
38t)	Ward, Ind. (DE)	2.0
38t)	T. Williams, Bal. (LB)	2.0
38t)	Williamson, NY-J (LB)	2.0
38t)	T. Young, Bal. (DB)	2.0

WEEK 4 / THROUGH MONDAY, OCTOBER 1, 2018**NFL / FUMBLE RECOVERIES**

Rank	Player, Team	TotRec	OffRec	DefRec
1)	Mahomes, K.C.	3	3	0
2t)	*Allen, Buf.	2	2	0
2t)	Bitonio, Cle.	2	2	0
2t)	Clark, G.B.	2	0	2
2t)	Clement, Phi.	2	2	0
2t)	Hankins, Oak.	2	0	2
2t)	Luck, Ind.	2	2	0
2t)	Milano, Buf.	2	0	2
2t)	*Penny, Sea.	2	2	0
2t)	Prescott, Dal.	2	2	0
2t)	Schobert, Cle.	2	0	2
2t)	A. Smith, Was.	2	2	0
2t)	Suh, LA-R	2	0	2
2t)	Watson, Hou.	2	2	0

NFL / OFFENSIVE FUMBLE RECOVERIES

Rank	Player, Team	Ret	Yards	Avg	Long	TD
1)	Mahomes, K.C.	3	0	0.0	0	0
2t)	*Allen, Buf.	2	0	0.0	0	0
2t)	Bitonio, Cle.	2	0	0.0	0	0
2t)	Clement, Phi.	2	0	0.0	0	0
2t)	Luck, Ind.	2	0	0.0	0	0
2t)	*Penny, Sea.	2	0	0.0	0	0
2t)	Prescott, Dal.	2	0	0.0	0	0
2t)	A. Smith, Was.	2	0	0.0	0	0
2t)	Watson, Hou.	2	0	0.0	0	0
10t)	*Chark, Jac.	1	7	7.0	7	0
10t)	Thompson, Was.	1	5	5.0	5	0
10t)	Bellore, Det.	1	0	0.0	0	0
10t)	*Bojorquez, Buf.	1	0	0.0	0	0
10t)	Bortles, Jac.	1	0	0.0	0	0
10t)	Boyd, Cin.	1	0	0.0	0	0
10t)	Brees, N.O.	1	0	0.0	0	0
10t)	Breida, S.F.	1	0	0.0	0	0
10t)	Cobb, G.B.	1	0	0.0	0	0
10t)	Coley, Min.-NY-G	1	0	0.0	0	0
10t)	Cousins, Min.	1	0	0.0	0	0
10t)	Croom, Buf.	1	0	0.0	0	0
10t)	Derby, Mia.	1	0	0.0	0	0
10t)	Ekeler, LA-C	1	0	0.0	0	0
10t)	Enunwa, NY-J	1	0	0.0	0	0
10t)	Finney, Pit.	1	0	0.0	0	0
10t)	Flacco, Bal.	1	0	0.0	0	0
10t)	Foles, Phi.	1	0	0.0	0	0
10t)	Fusco, Atl.	1	0	0.0	0	0
10t)	Garoppolo, S.F.	1	0	0.0	0	0
10t)	Godwin, T.B.	1	0	0.0	0	0
10t)	Havenstein, LA-R	1	0	0.0	0	0
10t)	*Herndon, NY-J	1	0	0.0	0	0
10t)	Higgins, Cle.	1	0	0.0	0	0
10t)	Hill, K.C.	1	0	0.0	0	0
10t)	Hogan, N.E.	1	0	0.0	0	0
10t)	*Hughes, Min.	1	0	0.0	0	0
10t)	Hyde, Cle.	1	0	0.0	0	0
10t)	*L. Jackson, Bal.	1	0	0.0	0	0
10t)	Jarwin, Dal.	1	0	0.0	0	0
10t)	Johnson, Ariz	1	0	0.0	0	0
10t)	*J.J. Jones, LA-C	1	0	0.0	0	0
10t)	Kendricks, G.B.	1	0	0.0	0	0
10t)	Lewis, Bal.	1	0	0.0	0	0
10t)	Linder, Jac.	1	0	0.0	0	0
10t)	Linsley, G.B.	1	0	0.0	0	0
10t)	Mack, Atl.	1	0	0.0	0	0
10t)	Manning, NY-G	1	0	0.0	0	0
10t)	Moore, Sea.	1	0	0.0	0	0
10t)	Morris, S.F.	1	0	0.0	0	0
10t)	M. Murphy, Buf.	1	0	0.0	0	0
10t)	J. Nelson, Oak.	1	0	0.0	0	0
10t)	Newton, Car.	1	0	0.0	0	0
10t)	Person, S.F.	1	0	0.0	0	0
10t)	*Pettis, S.F.	1	0	0.0	0	0
10t)	*Phillips, Cin.	1	0	0.0	0	0
10t)	Pocic, Sea.	1	0	0.0	0	0
10t)	Powell, NY-J	1	0	0.0	0	0
10t)	Rodgers, G.B.	1	0	0.0	0	0
10t)	Rodgers, T.B.	1	0	0.0	0	0
10t)	Roethlisberger, Pit.	1	0	0.0	0	0
10t)	*Rosen, Ariz	1	0	0.0	0	0
10t)	Schaub, Atl.	1	0	0.0	0	0
10t)	*Scott, G.B.	1	0	0.0	0	0
10t)	Sullivan, LA-R	1	0	0.0	0	0
10t)	Sweezy, Sea.	1	0	0.0	0	0
10t)	Tate, N.O.	1	0	0.0	0	0
10t)	Taylor, Cle.	1	0	0.0	0	0
10t)	Thomas, K.C.	1	0	0.0	0	0
10t)	Tomlinson, S.F.	1	0	0.0	0	0
10t)	Trubisky, Chi.	1	0	0.0	0	0
10t)	Veldheer, Den.	1	0	0.0	0	0
10t)	Wentz, Phi.	1	0	0.0	0	0
10t)	Williams, Ten.	1	0	0.0	0	0
10t)	Ty. Williams, LA-C	1	0	0.0	0	0
10t)	Wilson, Sea.	1	0	0.0	0	0
10t)	Witherspoon, S.F.	1	0	0.0	0	0
10t)	Wright, Car.	1	0	0.0	0	0
10t)	T. Young, Bal.	1	0	0.0	0	0

WEEK 4 / THROUGH MONDAY, OCTOBER 1, 2018

NFL / DEFENSIVE FUMBLE RECOVERIES

Rank	Player, Team	Ret	Yards	Avg	Long	TD
1t)	Schobert, Cle.	2	26	13.0	26	0
1t)	Clark, G.B.	2	0	0.0	0	0
1t)	Hankins, Oak.	2	0	0.0	0	0
1t)	Milano, Buf.	2	0	0.0	0	0
1t)	Suh, LA-R	2	0	0.0	0	0
6t)	Fejedelem, Cin.	1	83	83.0	83t	1
6t)	Lattimore, N.O.	1	37	37.0	37	0
6t)	J. Evans, T.B.	1	34	34.0	34t	1
6t)	Johnson, NY-J	1	25	25.0	25	0
6t)	*Ward, Cle.	1	20	20.0	20	0
6t)	Peppers, Cle.	1	16	16.0	16	0
6t)	Hicks, Phi.	1	13	13.0	13	0
6t)	Lawrence, Dal.	1	5	5.0	5	0
6t)	Harmon, N.E.	1	4	4.0	4	0
6t)	R. Smith, T.B.	1	3	3.0	3	0
6t)	Hilton, Pit.	1	2	2.0	2	0
6t)	Mathieu, Hou.	1	1	1.0	1	0
6t)	Alexander, Buf.	1	0	0.0	0	0
6t)	Bademosi, Hou.	1	0	0.0	0	0
6t)	Boston, Ariz	1	0	0.0	0	0
6t)	Charlton, Dal.	1	0	0.0	0	0
6t)	Chickillo, Pit.	1	0	0.0	0	0
6t)	Clowney, Hou.	1	0	0.0	0t	1
6t)	J. Coleman, Sea.	1	0	0.0	0	0
6t)	David, T.B.	1	0	0.0	0	0
6t)	*Davis, T.B.	1	0	0.0	0	0
6t)	Deayon, NY-G	1	0	0.0	0	0
6t)	Desir, Ind.	1	0	0.0	0	0
6t)	*Te. Edmunds, Pit.	1	0	0.0	0	0
6t)	*Ejiofor, Hou.	1	0	0.0	0	0
6t)	Floyd, Chi.	1	0	0.0	0	0
6t)	Fowler, Jac.	1	0	0.0	0	0
6t)	Golladay, Det.	1	0	0.0	0	0
6t)	Hightower, N.E.	1	0	0.0	0	0
6t)	Hunt, Ind.	1	0	0.0	0	0
6t)	Ioannidis, Was.	1	0	0.0	0	0
6t)	Ishmael, Atl.	1	0	0.0	0	0
6t)	Jefferson, Bal.	1	0	0.0	0	0
6t)	Jenkins, NY-J	1	0	0.0	0	0
6t)	Joyner, LA-R	1	0	0.0	0	0
6t)	King, LA-C	1	0	0.0	0	0
6t)	*Leonard, Ind.	1	0	0.0	0	0
6t)	Mack, Chi.	1	0	0.0	0	0
6t)	Marsh, S.F.	1	0	0.0	0	0
6t)	McDougald, Sea.	1	0	0.0	0	0
6t)	McMillan, Mia.	1	0	0.0	0	0
6t)	Miller, Den.	1	0	0.0	0	0
6t)	Mitchell, Cle.	1	0	0.0	0	0
6t)	Morgan, Ten.	1	0	0.0	0	0
6t)	Munnerlyn, Car.	1	0	0.0	0	0
6t)	Norman, Was.	1	0	0.0	0	0
6t)	Orakpo, Ten.	1	0	0.0	0	0
6t)	Payne, Jac.	1	0	0.0	0	0
6t)	Peters, Ariz	1	0	0.0	0	0
6t)	Randall, Cle.	1	0	0.0	0	0
6t)	Sherman, S.F.	1	0	0.0	0	0
6t)	Skrine, NY-J	1	0	0.0	0	0
6t)	Smith, Min.	1	0	0.0	0	0
6t)	*Stallworth, N.O.	1	0	0.0	0	0
6t)	Trevathan, Chi.	1	0	0.0	0	0
6t)	Van Noy, N.E.	1	0	0.0	0	0
6t)	Williams, Buf.	1	0	0.0	0	0
6t)	Williamson, NY-J	1	0	0.0	0	0
6t)	Willis, Cin.	1	0	0.0	0	0
6t)	Winchester, K.C.	1	0	0.0	0	0

WEEK 4 / THROUGH MONDAY, OCTOBER 1, 2018

Team/Offense Rank (Within League)

BAL	BUF	CIN	CLE	DEN	HOU	IND	JAX	KC	LAC	MIA	NE	NYJ	OAK	PIT	TEN		ARI	ATL	CAR	CHI	DAL	DET	GB	LAR	MIN	NO	NYG	PHI	SF	SEA	TB	WAS
10	31	16	19	13	5	24	15	8	9	30	23	29	2	6	26	TYds/G	32	7	18	22	27	11	17	1	12	4	25	20	21	28	3	14
22	32	8	25	9	13	29	14	3	5	16	23	28	7	10	27	TYds/P	31	4	15	21	20	11	19	1	18	6	24	26	12	30	2	17
23	24	22	2	3	9	29	13	14	8	25t	12	25t	16	28	15	RYds/G	31	21	1	10	4	20	19	7	32	18	27	11	6	17	30	5
31	25	9	6	2	13	26	14	15	4	22	18	28	21	27	24	RshAvg	29	19t	3	16	1	7	8	11	30	10	19t	12	5	23	32	17
8	32	12	24	19	11	16	15	9	13	28	22	27	4	3	26	PsYd/G	31	6	25	23	30	10	14	2	5	7	20	17	21	29	1	18
14	32	12	29	19	10	27	13	3	8	7	20	24	5	11	21	PasAvg	31	4	22	18	30	15	23	1	17	6	26	28	16	25	2	9
7	32	25	19t	29	19t	13	15	1t	10	22	21	26	28	18	23	%HdInt	30	11	5	16	14	24	9	12	6	1t	3	8	27	17	31	4
13	32	8	27	17	29	10	5	2	6	23	7	22	9	11	12	Sac/PP	20	19	16	21	30	1	25	4	18	3	26	24	28	31	14	15
3t	31	3t	22t	19	9t	20	22t	5	12t	30	22t	29	9t	6	27	1D/Gm	32	15t	7t	18	25	15t	21	1	14	2	26	9t	12t	28	15t	7t
6	32	5	25t	21	16t	1	8	3	22	27	16t	24	16t	28	23	3D Eff	29	4	12	13	30	11	10	2	9	20	7	16t	25t	31	15	14
11t	16t	1t	16t	11t	6t	26t	16t	1t	6t	16t	16t	11t	29t	9t	8	4D Eff	26t	29t	16t	16t	11t	29t	29t	28	16t	1t	16t	11t	1t	16t	1t	9t
19	20	12	27	21	11	16	25	1	7	8	15	2	5	10	13	PR Avg	9	26	6	4	29	22	24	3	30	31	32	17	28	14	23	18
13	5	8	24	19	12	21t	30	27	14	2	9	29	26	23	1	KR Avg	18	11	6t	21t	10	4	20	15	6t	16	25	28	3	17	31	32
14	17	32	29	20	30	18	31	13	23	11	12	7	21	27	3	GPntAv	2	28	16	10	15	19	9	5	26	4	8	1	22	6	25	24
17	12	25	30	21	22	10	24	5	31	18	14	4	15t	28	7	NPntAv	20	29	8	6	15t	32	11	9	23	1	13	3	27	2	19	26
5	31	4	10t	25	14	17t	22	1	8t	26t	15	21	13	10t	28	Pts/Gm	32	6	16	8t	30	17t	19	2	20	3	29	26t	12	24	7	23
12t	18t	18t	27t	1t	22t	15t	1t	1t	25	1t	17	1t	22t	31	12t	FG%	32	1t	1t	12t	15t	24	10t	27t	30	10t	1t	26	1t	29	18t	18t

Opponent/Defense Rank (Within League)

BAL	BUF	CIN	CLE	DEN	HOU	IND	JAX	KC	LAC	MIA	NE	NYJ	OAK	PIT	TEN		ARI	ATL	CAR	CHI	DAL	DET	GB	LAR	MIN	NO	NYG	PHI	SF	SEA	TB	WAS
2	15	29	25	17	22	19	1	32	23	26	11	13	27	30	16	TYds/G	18	28	14	4	5	8	6	9	21	24	12	10	20	7	31	3
1	9	21	11	19	16	10	2	30	28	17	13	6	31	25	20	TYds/P	15	24	26	5	4	18	8	22	27	29	23	12	14	7	32	3
4	11	21t	23	8	9	17t	10	28	17t	20	26	16	30	21t	24	RYds/G	31	25	19	2	12	32	15	5	13	3	29	1	14	27	6	7
9	10	19t	16	8	4	13	14	32	18	6	21	7	31	19t	27	RshAvg	17	29	28	3	5	30	22	24	11	1	26	2	15	25	12	23
4	16	28	24	20	27	18	1	31	21	26	8	14	17	29	12	PsYd/G	11	25	13	10	6	2	7	15	23	30	9	19	22	5	32	3
1	10	21	13	22	24	14	2	26	30	27	11	9	28	23	12	PasAvg	25	17	19	6	7	8	5	18	29	32	20	16	15	4	31	3
12	25	21	5	24	29	18	27	26	7	1	9	6	15	13	16	%HdInt	22	20	4	2	32	17	8	11	14	28	23	19	31	3	30	10
19	21	23	12	17t	13	3t	10	24	22	30	29	17t	32	9	7	Sac/PP	8	28	11	1	3t	2	5	25	6	15t	31	14	27	15t	26	20
3t	22	29t	16t	9t	20	26	1	32	23t	23t	16t	15	11	28	9t	1D/Gm	25	31	19	2	7t	12t	7t	3t	18	21	12t	6	27	14	29t	5
2	26t	32	11	17	24	22	4	1	29	30	23	15	19	13	7	3D Eff	12	31	16	6	26t	9	18	25	5	28	10	3	21	8	14	20
2t	2t	10t	12t	20t	26	20t	2t	28	1	2t	12t	10t	29t	20t	2t	4D Eff	18	29t	2t	12t	29t	19	2t	27	12t	12t	29t	20t	12t	20t	20t	2t
20	11	1	27	19	9	3	5	2	31	22	24	13	4	29	16	PR Avg	30	14	12	18	23	32	28	25	6t	6t	15	10	21	17	8	26
23	12	26	28	20	3t	7	5	8	16	31	19	9t	15	2	32	KR Avg	9t	27	24t	14	22	30	18	11	1	17	6	3t	29	24t	21	13
9	27	22	12	24	25t	2	30	6	23	16	1	8	31	10	25t	GPntAv	29	18	21	19	13	5	15	11	14	4	7	20	3	17	32	28
18	29	16	23	26	27	11	30	1	13	14	5	2	20	7	4	NPntAv	15	25	9	8	17	12	19	3	28	6	21	22	10	24	32	31
3t	20	23	19	17	21	18	1	25	28	14	12	13	31	26	6	Pts/Gm	15	30	8	3t	7	24	11	5	22	29	16	9t	27	9t	32	2
12t	21t	18t	3	10t	21t	9	12t	10t	12t	21t	21t	7t	18t	16	18t	FG%	6	21t	1	21t	21t	21t	2	21t	15	4	21t	21t	17	7t	5	21t



***FEATURE
CLIPS***

TABLE OF CONTENTS



Chargers Are Ready to Claim Their Piece of the Los Angeles Sports Market	2
NFL's Great Expectations 2018: 10 Teams, Coaches and Players (Plus a Broadcaster) to Watch	3
Cum Laude	4
Former Ohio State quarterback Cardale Jones now deputy sheriff in Ottawa County	4
Chargers' Joe Barksdale breaks silence on his daily battles that have nothing to do with football	5
The Bosa Family—Brothers Joey and Nick, Father John—Share a Passion for Pass-Rushing	5
Chargers' Melvin Gordon, Austin Ekeler flip the script on running back tandems	7
Chargers playmaker Mike Williams seeks (and flashes) greatness	8
Inside Philip Rivers' game within the game: Stories of mental battles	8
Philip Rivers Renewed: At 36, Chargers QB Sees a Prime Chance to Seal His Legacy	10
The Mind of Philip Rivers: Explaining the Game Within the Game	12
Rayshawn Jenkins is not angry, and that is some kind of wonderful	13
Competing is a family trait for Miami Hurricanes' Rayshawn Jenkins	16

Chargers Are Ready to Claim Their Piece of the Los Angeles Sports Market

By Andy Benoit
Sports Illustrated
June 20, 2018

COSTA MESA, Calif. — The Los Angeles Chargers headquarters is located in a nondescript leased office building amidst a white-collar industrial sprawl in Costa Mesa, Calif., about 45 minutes from downtown L.A. The building is located to the left of a circular courtyard. To the right of the courtyard is a vacant building, and straight behind the courtyard is a coffeehouse.

Inside the office building, Chargers owner Dean Spanos is seated at the head of the table in a second-floor conference room. Over his shoulder is a giant rendering of the team's new stadium, which will be located in Inglewood, just shy of an hour's drive from the current office. Under construction until 2020, it's the mecca toward which this franchise is marching.

"It's incredible—look at that," Spanos says, turning to face the photo. "I mean, that's massive. It doesn't look like a football stadium, does it?"

No, and that's because, in many ways, it isn't. The nearly \$5-billion venue, formally called Los Angeles Sports and Entertainment District (LASED), will include business parks and condominiums, a 6,000-seat theatre, luxury hotels and restaurants, an open-air shopping center and NFL Media's nerve center. Rams owner Stan Kroenke is spearheading the project, with the stadium itself a joint venture between the two teams—the Rams and Chargers will operate under equivalent leases, and the Chargers will receive 18.75% of the LASED non-football event revenue.

But underneath all of the hype of the new stadium and the glamour of the Los Angeles area, a hard truth remains: the Chargers are the newest team in a very crowded sports market—11 teams, to be exact. And even if the product on the field is up to snub—and it should be, as this team is a favorite to win the AFC West this year—is that enough for the Chargers to truly carve out its niche in Los Angeles? It will be a challenge, but the Chargers are up for it.

Moving to a new city before your stadium's completion is innately trying. After leaving Houston in 1997, the Oilers, waiting on their downtown Nashville venue, played home games at Liberty Bowl Stadium in Memphis. Attendance was abysmal, and when it wasn't, opposing fans were extraordinarily prevalent. The next year owner Bud Adams moved games to Vanderbilt—a site he had initially rejected. The Oilers went 8–8 both years.

The Chargers faced similar attendance struggles last season. Playing at the 27,000-seat StubHub Center in Carson, Calif., the team often found that the fans enjoying the intimate atmosphere were actually cheering for L.A.'s opponent. In Week 2 of the 2017 season, Youngbue Koo, the Chargers kicker at the time, missed a field goal at the end of regulation to lose to the visiting Dolphins, and QB Philip Rivers said that missed kick produced the loudest roar of the crowd all day. The following

week, the red of the visiting Chiefs' fans glaringly contrasted with L.A.'s fans' blue.

There are different thoughts in the Chargers office as to what was behind this enemy infiltration.

"Really, when you look at it on a percentage-base, it's no different than any of the other teams," Spanos says. "This is not something that is just unique to us. I think the Rams experienced it a bunch last year. Miami experiences it with all the New England fans there. It's nothing new."

GM Tom Telesco says it's always going to be like that for teams in a destination city. "If you live in Buffalo and you're going to go to one road game this year, [the fan typically thinks] 'Hey let's go to L.A. or Miami!' At Qualcomm Stadium [in San Diego] let's say we got 10,000 visiting fans. [In a stadium that holds 70,000 people] you notice those fans, but not that much. You get those same 10,000 at StubHub, it looks a lot different."

Rivers issued similar sentiments following that early loss to Miami last season, saying, "It's always been a little bit of something you battle. We battled it down in San Diego... the weather, the climate, lends to that."

But traveling fans aren't the Chargers' only problem—finding and growing the team's own fan base remains an issue. There are around 24 million people in Southern California, including many transplants who may have brought fandom with them, and with no team in town from 1995–2015, many Angelenos have adopted one of the NFL's 30 non-LA teams as their own.

It didn't help when, before the season, Los Angeles mayor Eric Garcetti said on the Dan Patrick Show, "We're certainly happy to have the Chargers in L.A., but I think we could have been happy with just the [Rams] too." Some in the Chargers' building believe Garcetti was just trying to appease San Diego and the state's other non-L.A. markets (rumor has it that he wants to run for governor or even president one day). Spanos believes Garcetti's comments were misrepresented in the media, and he professes no ill-will.

But after those comments, mixed with opposing fan optics and the team's heartbreaking 0–4 start to the season, it's easy to see why the Chargers struggled with a loser narrative last season.

That shouldn't be the case in 2018; this team is favored to win the AFC West. Head coach Anthony Lynn even recently lamented to The MMQB's Albert Breer that someone had told him the Chargers had the second-most talented roster in the league. While maybe a tad hyperbolic, the notion is not ridiculous. Rivers is a bona fide field general, and his receiving corps is loaded, even with tight end Hunter Henry out with a torn ACL. The backfield and offensive line are improving, and the defense has what every team covets: perimeter cover corners (Casey Hayward and, if healthy, Jason Verrett) and dominant edge rushers (Joey Bosa and Melvin Ingram). The interior of the D was addressed in the draft, with safety Derwin James in Round 1, linebacker Uchenna Nwosu in Round 2 and defensive tackle Justin Jones in Round 3.

Lynn was praised for leading the Chargers to nine wins after entering October under the most difficult of circumstances. Now, nine wins would be disappointing. The rough start last year "just made us a tougher football team," Lynn says. "We became more resilient. And now last year's not even in the back of our heads anymore, we're focused on this season."

The fascinating question is, Just how much success will it take for the Chargers to move the meter locally?

"Everybody loves a winner up here and we have to put that product on the field," says Spanos. "It's a challenging market. We knew it when we came here. There are 11 other teams we're competing against."

A quick look at the 11 other teams to which Spanos is referring: The MLB's Dodgers and Angels, which are both a little above .500, as of publish; the NBA's Clippers, which just missed the playoffs and the Lakers, which are rebuilding; the NHL's Ducks and Kings, which reached the Stanley Cup playoffs but were both swept in the first round; MLS's LAFC, currently third in the Western Conference, and the Galaxy, sitting eighth; USC and UCLA, which both lost their quarterbacks to the first round of the NFL draft; and of course, the Rams—the team with which the Chargers will be sharing a stadium, and their most direct competition. Also, the WNBA's Sparks currently lead the Western Conference.

Surprise winners of the NFC West in 2017, the Rams have had one of the most unique, aggressive off-seasons in recent memory and are now among the early favorites to win Super Bowl 53. They're slated for five nationally televised games in 2018. And yet they too are still trying to gain a foothold in the L.A. market.

After a record-setting year-over-year decline in attendance last September, the Rams averaged 63,392 in home attendance on the season, which ranked 26th in the league, and filled a league-low two-thirds of their venue (the L.A. Coliseum). Their local TV ratings were 8.0, meaning just eight percent of L.A. televisions were tuned into their games. The Chargers got a 6.0, though it should be noted that a ratings point in Los Angeles represents 5.2 times as many people as a ratings point in San Diego.

Legitimate concerns were raised about the Rams having had the opportunity to secure much of the available L.A. fans simply by arriving to town a year earlier. Spanos says his staff spends little time thinking about the Rams, but he's rooting for their success.

"If I could line the stars up, it would be great if we—the Rams and Chargers—could play each other in the Super Bowl this year in Atlanta," he says. "For this market, for sales, it would be exciting. You know, timing could be impeccably perfect. But if we can't win the Super Bowl, I'd probably say I'd want the Rams to win because it just helps the [stadium] project. We are part of this, we have equity in this, we're an equal partner in this thing. And I think [Kroenke], if he was sitting here, would say the same thing. We wish each other good luck except when we play each other. The better I do is going to help him and vice versa."

Though it'd be unimaginable in most markets, with Los Angeles, where fans have so many options for sports, as well as for pop culture

entertainment and outdoor activities, one also must wonder what the team does in the event that it makes a deep playoff run but sees little rise in local popularity. Spanos doesn't like looking away from the big picture. "Our goal every year is to win the Super Bowl ... even if we make a deep playoff run this year, it's about sustained success."

Success on the field always comes first, but Spanos is a businessman who recognized the opportunities that Los Angeles could bring to his franchise.

"No. 1 is obviously the product on the field—and I can't control that," he says. "I can try to hire the best coach, the best GM to bring in the best players but there's no guarantee on anything. But that's one part of it. The other part is really how we as an organization, our family, integrate ourselves into this community."

Spanos meets with small groups three or four times a week, building relationships piece by piece. And from July through December last year the Chargers participated in 150 community events and charitable programs, with an emphasis on causes promoting social justice. They partnered with the city's most established media outlets and hired the area's top afternoon drive sports talk radio host, Matt "Money" Smith, as their lead announcer. This year, their "Fight for L.A." slogan will incorporate a "Fight for Each Other" slogan.

On brand growth, Spanos and his staff proceed as if it comes down to 50% winning and 50% business strategy. And the most obvious move that illustrates that? Hiring Lynn as head coach. Instead of splurging for a big-name head coach to galvanize the fan base, the Chargers' brass hired one who was well-regarded within the NFL but largely unknown to fans outside the AFC East. Contrast that with the Raiders, who spent \$100 million on Super Bowl winning celebrity coach Jon Gruden, perhaps partly with the hope of sustaining the Oakland fan base and, soon, igniting the Las Vegas one.

As John Spanos, President of Football Operations, explains, "At the end of the day, the driving force [behind hiring Lynn] was who will help us win games over who will help initially sell tickets." When it's pointed out that Bill Belichick was almost antithetical to a flashy hire in New England, Spanos says, "How 'bout that. He was the head coach of the Browns, got let go and was an assistant again. I don't remember him at that point being a necessarily flashy guy, so it's a good point."

John's dad has not prioritized a head coach's marketability, either.

"I think that's short-lived to go out and hire somebody flashy," Dean says. "In either 2001 or '02, I really wanted to hire Jimmy Johnson. We're pretty good friends and I tried, but he was retired and he didn't want to come back. That was the only time I really wanted to go after somebody. I believed in him and he was sort of a mentor to me so even that was more than, 'Oh there's a name out there, let me go chase him.' I knew him. But he wanted to fish down in Miami."

What hangs in the air when talking with anyone from the Chargers is the city of San Diego. Spanos, his family and employees are quick to emphasize how much the city still matters to them. The Chargers have maintained all of their

existing community programs in San Diego, and they realize that many fans there are still loyal. But they also realize that many are still hurt. As one staffer put it, emotions remain "too raw" to consider marketing the team to those citizens. Quick as Chargers employees are to laud San Diego, the conversation always quickly shifts back slightly north.

The obstacles may seem insurmountable for this Los Angeles team, but it's nothing the team isn't ready to face head-first. This team's home is now Los Angeles.

"To go where we want to go it might take ten years," Spanos says. "We are the new kids on the block so, you know, we are fighting our way in one fan at a time. But whatever it is, we'll get there."

NFL's Great Expectations 2018: 10 Teams, Coaches and Players (Plus a Broadcaster) to Watch

*By Albert Breer
Sports Illustrated
May 31, 2018*

Anthony Lynn will tell you he doesn't know much about the 2018 Chargers yet. And so long as you understand that, he'll concede that he did like what he saw when he looked out his office window during the first week of the team's offseason program in mid-April.

Last year the players had to acclimate to an '80s-style series of 200-, 300- and 400-yard gassers that strength coaches John Lott and Jonathan Brooks put them through, at Lynn's direction. It was unconventional for this era, as well as raw and taxing. This year? Those same players just did them.

"The neat thing is it was so much smoother, watching the first week of offseason training, Phase I," Lynn said from that office on Wednesday. "When guys came back, they knew exactly what to expect, and exactly what to do. Last year there was a lot of explaining why. You're dealing with millennials now—they want to know why, they ask questions, they have Google; this year there was none of that. These guys, they fell in line. They knew what to expect."

Accordingly, a lot is being expected of these Chargers in 2018. The longstanding franchise quarterback is still in place, with a raft of young talent around him—and that's even after accounting for tight end Hunter Henry's torn ACL. L.A.'s second team won six of its last seven to finish the 2017 season. Two of its divisional rivals are going through transition at quarterback, and the other has a new head coach. And, as Lynn indicated, continuity is a benefit.

It's pretty different from last year, to be sure, when Lynn was new and the team was moving and the season started 0-4. So yes, the Chargers are one of those teams in '18—the kind that was pretty impressive the year before, and won't sneak up on anyone.

And they're dealing with high expectations for the first time in a while. Lots of people think the Chargers are going to be pretty good, even if

Lynn doesn't quite get why. And he knows all his players must be hearing it.

"That's scary," he said, laughing. "I don't know why everybody wants to crown us all of the sudden. I had someone in here say we have the second most talented roster in the league. I mean, really? Why would you think that? I know he was being nice, but that's not even realistic, to say we have the second most talented roster when you look around the league. ... We like our team, we really do. But right now, who in the hell doesn't like their team? Everyone likes their team right now."

In this week's Game Plan, we'll explain how the players are building a war chest for a potential 2021 work stoppage, tell you why Dak Prescott is better off without Dez Bryant, detail the difficulty in doing a Le'Veon Bell deal, show you the good thing Von Miller is doing, point you to a patron saint of the scouting community and much more.

But after all the controversy of the last week, I figured we'd have some fun here and start with some football, and the Chargers, and other teams or individuals like them—living in a new world of expectations in 2018. The crosstown Rams are in that same boat, and as you might remember we talked to Sean McVay about it a couple months back. And there are others, too, dealing with a new reality.

For Lynn, handling expectations is a balancing act. On one hand, he loves what the team did at the end of the year, coming together around the program they'd worked all year to build and against the natural adversity facing a relocating team. Obviously he'd be ecstatic if that unity carried over through 2018. On the other hand, he wants his players to start from zero—which is what those gassers represented.

"I don't know if you recreate what you had last year—I think once you get that buy-in, and you can keep a nucleus of guys together, that becomes their standard, their expectation," Lynn said. "And anybody new we bring on to this team, they get them caught up quickly—this is how we do things, this is what we're about. And you just keep reemphasizing it."

So in certain ways the Chargers are building just like they did last year, when Lynn was new and all the players were learning. In other ways Lynn will tell you they're ahead of where they were. "I've been really impressed with the detail and the focus, guys doing their job. The attendance has been outstanding, so you can see that. You can't see the results right now, but you can see the intent."

And then there are the expectations from the outside. No matter how incredulous the coach might be about offseason perceptions of the Chargers, they exist and they're not unjustified. The offense brings back an improved line, No. 1 receiver Keenan Allen and 1,000-yard rusher Melvin Gordon; and the defense has a chance to be really good behind edge rushers Joey Bosa and Melvin Ingram, with corner Jason Verrett coming back from injury to join true No. 1 Casey Hayward in the secondary, and rookie safety Derwin James added to the mix.

The Chargers finished last year with a flourish that was indicative of their potential. So while Lynn will tout the Chiefs' addition of Sammy Watkins ("an Olympic sprinter to go with the Olympic sprinter they already have"), the

Broncos' addition of Bradley Chubb ("they already have one of the best defensive players in the league") and the Raiders' hiring of Jon Gruden ("he's gonna do a hell of a job"), he also isn't blind to what the rest of us are looking at.

But he also knows that feeding into those perceptions does no good. He recalled when he was coaching in Dallas, and the Cowboys ripped off a few wins in a row, and his old boss, Bill Parcells, responded by putting mousetraps in all the players' lockers. The idea here's the same.

"That's kind of the same message we've been giving our team: Don't take the cheese," Lynn said. "Thing is, we shouldn't even be having this conversation. These expectations, I understand we finished the season pretty strong, but we were still 9-7. We're not content or happy about being 9-7. We don't want to be that team. We want to be a lot better than that team."

And so, as Lynn continues, "The biggest expectations they're gonna hear are the ones they get right here in this building, from their coaches, from myself, from people in this organization. It's nice to get a pat on the back from your friends, your relatives, all that. But their expectations won't be any higher than ours in this building."

Cum Laude

*By Anthony Lynn
Sports Illustrated*

I only have three rules as a head coach, No. 1: Protect the team. No. 2: No excuses. No. 3: Be on time.

Well, for more than 20 years, I made excuses for why I couldn't go back and finish my college degree. You're not going to make the roster if you go back. You've got a kid. You're going to be a head coach. There was always something. Finally, I got fed up and just said, "I'm going to do it."

I have always wanted to finish. I was the first in my family to go to college. My mom was proud. She was expecting me to get a degree. I watched both of my children get their college degrees, and it was a little uncomfortable knowing that I hadn't finished. I felt as if I needed to be a better example.

When I got to Denver as an undrafted running back out of Texas Tech in 1993, I was six hours short of finishing my degree in exercise and sports sciences. I went to one of my Broncos coaches. He looked me in the eye and said, "Young man, if you are not here for offseason workouts, you are not going to make this team." He was coming from a good place. First-round draft picks have the leverage to go back to school and miss time, but an undrafted free agent trying out? I'd get cut. So I stayed and made the team.

After several years in the league, I figured I had enough clout to go back to school, and it was one of my peers who inspired me to finally do it. When I was an assistant coach with the Jets, our director of player development, former NFL offensive lineman Dave Szott, told me he'd completed his degree from Penn State 11 years later.

I remember sitting in his office in 2014, and his wife, Andrea, looked at me and said, "Coach,

you've gotta get this done. There are no excuses."

I interviewed for seven head coaching jobs between 2015 and '17. I kept thinking, I can't go back to school this year because I'm going to be a head coach. Didn't happen. Can't go this year because I am going to be a head coach. Didn't happen. Well, I couldn't keep waiting so I just went all in during the offseason the Chargers brought me on. I was able to get really aggressive with my academics thanks to the flexibility of the program at the University of Nevada at Las Vegas.

I had wanted to finish at Texas Tech, but since I was on the West Coast, the convenient option was UNLV. I'd work all day for the Chargers, then around 8 p.m., I'd grab a sub—turkey and ham, with mayo—and go home and start studying. My wife, Stacey, was in New York City, working as a news anchor, and my kids are grown up, so I made use of the time alone. The professors and staff at UNLV bent over backward to help me. I told them, when the season starts, I need to put a lot of this on hold. They said, Do your job, and we'll work with you on deadlines.

When people say, "I really admire you for going back and getting your degree" a part of me is like, What's so admirable about a 49-year-old getting a degree? I should have been a 22-year-old getting this degree. I told my players, on the first day of our offseason program, if you need to get your school done, get it done in the offseason. I don't want you guys to be like me, 49 and going back to school.

UNLV's graduation was on May 12, the same weekend as our rookie minicamp. I wanted to move camp up a week so I wouldn't miss anything, but owner Dean Spanos and general manager Tom Telesco suggested we leave it as it was. More important than being at minicamp, they said, is explaining to the players why you are missing those days. So that's what I told our rookies: At age 49, I was going to walk across the stage at the Thomas & Mack Center in a cap and gown, and my mom would be there to see it.

Former Ohio State quarterback Cardale Jones now deputy sheriff in Ottawa County

*By Jon Stinchcomb
Port Clinton News Harold
March 25, 2018 at 1:20 pm*

ELLISTON - Add deputy sheriff to the many feathers in the cap of former Ohio State quarterback Cardale Jones.

Jones is perhaps most well-known for his elite three-game stretch as a third-string quarterback thrust into the starting role at a crucial stage of the 2014 season, going on to lead the Buckeyes to the National Championship.

Far less known is that Jones also happens to be an honorary deputy of the Ottawa County Sheriff's Office.

"(Cardale) has already made an impact in Ottawa County," Sheriff Steve Levorchick said. "We've become very good friends. I love him like a brother."

Levorchick swore in Jones as a deputy sheriff of Ottawa County last summer.

"Cardale will be helping us to make sure we have the bond with our young people," Levorchick said. "They don't want to hear from a 55-year-old sheriff, but they'll listen to Cardale."

Jones, who spoke Friday night at a banquet at Trinity United Church of Christ in Elliston, is going to be fitted for an official Ottawa County Sheriff's Office uniform.

"When he shows up in a sheriff's office uniform instead of a football uniform, they're going to realize cops aren't necessarily all bad," Levorchick said. "What a great ambassador to have for the Ottawa County Sheriff's Office."

While Jones will not be chasing down or plowing over bad guys like he did would-be tacklers in the college football playoffs, his duties as deputy entail functions like this year's Trinity United Church of Christ Men's Father-Son Banquet in Elliston, where Jones spoke as an honored special guest on Friday.

Jones, who committed to the Buckeyes as a senior at Cleveland Glenville High School in 2011, entered Ohio State as a freshman in 2012 at the same time Urban Meyer was beginning his first season as head coach in Columbus.

"It was a whole new group of coaches who didn't know how I was," Jones said. "I took a backseat role at Ohio State, going into a different situation."

Following a redshirt season, Jones was set to compete with J. T. Barrett for the backup role to then incoming starter Braxton Miller. Jones said Barrett was excelling both on and off the field and it was looking like his own chances at playing were dwindling at the time.

"I had to look in the mirror and say, 'This might not be the best thing for me,'" he said.

Jones discussed it with his family and said it was his mother, whom he cites as his biggest inspiration, who reminded him of how when he was a young boy going to Ohio State meant more to him than life itself.

Jones was 10 years old when he watched the Buckeyes win the 2002 National Championship, upsetting the then perennial power Miami Hurricanes. As his mother tells it, he decided then and there he would play for Ohio State.

Now that he was there and having doubts about his playing time, Jones' mother encouraged him to stick it out and told him all the things he did not want to hear, he said, but probably needed to hear.

Heading into the 2014 season, Miller was out for the year due to a shoulder injury in practice. Barrett moved into the starting role at QB and led the Buckeyes to an 11-1 record before falling to an injury himself in the final game of the regular season against Michigan.

As a third-string at the start of the year, Jones was now center stage heading into what was considered Ohio State's biggest, toughest game yet — the Big Ten Championship against Wisconsin.

"I finally got my opportunity and I wanted to take advantage of it," he said.

Jones is often asked how he had so much confidence taking on Wisconsin's top-ranked defense and leading his team to drop 59 points on them.

"I say, 'What are they going to do, bench me?' I was the last quarterback on the roster," he said with a laugh.

Ohio State's postseason success snowballed from there. Jones said that game not only built his own confidence, but the whole team's as well.

As the No. 4 seed in the first-ever College Football Playoff, Ohio State pulled off a thrilling upset victory over No. 1 Alabama and went on to crush No. 2 Oregon to earn the National Championship.

It was the Buckeyes' first national title since 2002 — the one that sealed Jones' commitment.

"If I had to use one word to describe my career at Ohio State, I would definitely say rollercoaster," Jones said.

Chargers' Joe Barksdale breaks silence on his daily battles that have nothing to do with football

*By Dan Woike
LA Times
February 2, 2018 at 1:05 pm*

The thoughts Joe Barksdale had wrestled with for as long as he could remember started to get louder.

"Just kill yourself. Just do it. What's the point of living if you're going to be this miserable the rest of your life? Just kill yourself."

It was early November 2017 and Barksdale, the Chargers' starting right tackle, sat in the team's training room. He'd just found out he wouldn't be playing in an upcoming game against Jacksonville after injuring his foot during a fight with a teammate.

He'd missed the previous two games with a toe injury that had been bothering him for more than a month. Now, he was going to be out again.

He cried. His severe depression — something Barksdale calls the "monkey" always on his back — had gotten the best of him. Truth didn't matter anymore. Only sadness did.

He got home and sharpened a knife, his mind racing. His wife, Brionna, convinced him to put it down. They talked, he calmed, and the crisis was averted.

Barksdale, who is on medication and in therapy, is sharing his story in the hopes of becoming an advocate for people suffering from chronic depression.

"If I could save another person, maybe that's why the attempts [to harm himself] didn't work," he said.

During a wide-ranging interview with The Times, Barksdale, 29, said he was physically, emotionally and sexually abused as a child.

He hesitated to talk about the abuse at first before deciding to share his experience. "I was molested when I was younger," he said. "It happened."

It was the beginning of childhood filled with insecurities and anxieties.

He felt like a burden because of his size. He was expensive to clothe and feed. He was more interested in engineering than he was in sports. Older kids in inner-city Detroit picked on him.

"Everything that's happened to me going forward has just piled onto it," he said. "It's not going away. They're like tattoos."

As he continued to fight a sadness he knew would stay with him, Barksdale found one way to feel better.

Less than four years after learning how to play guitar — at former coach Jeff Fisher's suggestion — Barksdale just released his debut album, "Butterflies, Rainbows & Moonbeams."

"If he was stressed out, where some people might go and smoke a cigarette or something, he'd go and pick up his guitar," Brionna said.

"His guitar was his outlet, and once he started writing music it was even better because he could get those thoughts and feelings out in words and music."

Brionna wrote the lyrics to the most personal song on the album, "Journey to Nowhere," after a tough night for Barksdale due to his depression.

On the album's cover, Barksdale has a massive smile on his face — one he's not faking.

"Music is everything," Barksdale said. "I've always wanted to fly. I've always had this obsession with flight. Birds are the coolest, watching things move through the air and not be hindered by gravity as much as I am. When I play my guitar — not all the time but if I'm soloing or if I just let go and play — I feel like I'm flying. It's the coolest thing ever."

He loves Jimi Hendrix. Earlier this season, he played a game with customized cleats inspired by Hendrix's guitar from the famed Monterey Pop Festival.

And while playing in St. Louis for the Rams, Barksdale began to fall in love with the blues because of the way musicians were able to convey feelings without uttering a word.

"It's telling people how you feel without you having to talk to them," he said.

Getting players to talk is one of the biggest challenges faced by NFL mental health advocates.

"The challenge is when they're hurting emotionally and you've been taught your whole life to stuff it, it becomes difficult to say anything," said Dwight Hollier, the NFL's vice president of wellness and clinical services.

Hollier, a former player, said the league has a number of programs to help players and their

families deal with mental health issues. One of those programs, NFL Life Line, is a 24-hour crisis hotline available to current and former players and their families. Hollier said the number receives between 20 and 30 calls per month.

Barksdale has called that number before and it didn't work for him. But with mental health treatments, there are no fool-proof methods.

"No one had any answers for me," Barksdale said. "...They wanted to help. But they couldn't. At the end of the day, I still felt ... fear, shame, guilt, denial and anxiety."

Barksdale had to fight all those feelings in sharing his depression with teammates. He's spoken to a small handful of players including Chargers quarterback Philip Rivers.

"They were really supportive. I think it answered a lot of questions to them," Barksdale said. "There are the symptoms and all that, but without proper understanding of what's going on, you just look like you have bad days where you just show up and you're miserable for whatever reason or you're angry for whatever reason. It connected a lot of the dots for them. They were super supportive."

"This goes to show you the stigma in the league. All three of them told me, 'Hey, don't worry. This is between us. I won't tell anybody.' My thing was, I'm telling you so that you can tell other people."

Rivers said he was caught off guard by the disclosure. The Barksdale he knew owned a big, contagious laugh. He seemed happy.

"I would've never imagined that he was dealing with that," Rivers said.

Barksdale, out of necessity, had become an expert at hiding his depression.

"I've been doing it for 29 years. I know what the alternative is," Barksdale said. "If I let myself get sad, like really sad, it can go really bad places — like I could not be here tomorrow."

If it sounds serious, it's because it is. If it sounds heavy, it's because it is. If it sounds uncomfortably honest, that's the point too.

Barksdale is done staying quiet. And he hopes others will join him.

"Some days, you can talk yourself out of it. Some days, you can't. Some days, it just feels impossible," he said. "This is who I am. I am as depressed as I am black."

The Bosa Family—Brothers Joey and Nick, Father John—Share a Passion for Pass-Rushing

*By Michael Rosenberg
Sports Illustrated
September 20, 2017*

If you're in the market for an NFL pass rusher, call the Bosa family in Fort Lauderdale. John Bosa was the Dolphins' first-round pick in 1987, and his former brother-in-law, Eric Kumerow, was Miami's first-round pick the next year. John's son Joey was the Chargers' first-round

pick last year, and Joey's brother, Nick, will be a first-round pick some day. For now, he's a burgeoning star at Ohio State.

Joey missed the first four games of his rookie year with a hamstring injury, but he spent the next 12 inducing whiplash at D-end. He finished with 10½ sacks in 12 games and won the league's Defensive Rookie of the Year award. He's the NFL's Next Great Defensive Player, and we may be late with that declaration. Pro Football Focus determined that in the first three games of his career, he was the most productive pass rusher in the league, per snap, more so than even Khalil Mack or Von Miller. (By year's end PFF had him as its fifth-ranked defensive end, but he generated pressure at a higher rate than any rookie in a decade of tracking players.) Joey, 22, entered this season feeling healthier, faster, more flexible and better prepared than he was last year, and yet he knows: He might not even be the best Bosa of his generation.

Nick Bosa is arguably the most promising defender on one of the nation's most talented teams, and his older brother is already projecting him as a top five pick in the 2019 draft, following his junior year. "He could go this year," Joey says, "except he's not allowed." In the matter-of-fact tone that is a family trademark, he adds, "If Nick sucked, I would tell you he sucked. But he doesn't suck."

Joey's nickname is Big Bear, and Nick calls himself Smaller Bear. But at 6' 4" and 270 pounds, Smaller is basically the same size as Big (6' 5", 270). The brothers have similar athletic gifts, but Nick, 20, learned to apply them at a younger age because he was always copying his brother. Joey was not a starter at national powerhouse St. Thomas Aquinas High until he was a junior; Nick started as a freshman. Joey was a four-star recruit; Nick had five stars.

"Every time I think I'm better than him at something, he just flies right by me," says Joey. "Ping-Pong. Lots of video games. We are obsessed with what we love, and what we love is football and our craft."

Ohio State defensive line coach Larry Johnson, tellingly, is not hitting the brakes on the hype machine. Asked if Nick can be another Joey, as Joey suggests, he says, "That's a true statement. He's just young. But he's got the tools to be really special." NFL Network analyst Mike Mayock hasn't yet watched much film on Nick—he's a true sophomore, after all—but in the little he's seen, "I just started laughing, because he looked like the same guy [as Joey]."

In addition to their more notable achievements, the Bosa boys have pulled off a rare sibling feat: They compete alongside each other more than against each other. They're best friends and remain in daily contact. Nick "is one of very few people I can be my true self around," says Joey. "Maybe the only person. I feel like he's just another piece of me."

The Matthews clan—Hall of Fame offensive lineman Bruce and three generations of Clays. The quarterbacking Mannings and Carrs. The punting Colquitts. Ronde and Tiki Barber. J.J. and T.J. Watt ... Cheryl and John Bosa did not set out to join these football families. They had other ideas for their boys, like baseball, soccer, tennis, golf, skiing. "I tried to keep them away

from football as long as I could," John says, but they begged to play, so Mom and Dad let Joey give it a shot when he was eight. Nick, who is 27 months younger, threw a temper tantrum, telling his parents, "If you don't let me play too, I'm going to die." (That may, in fact, have been true. Back then, the boys were spending a lot of their time in the backyard playing Kill the Man with the Ball. In football, at least, the goal is merely to maim.)

Nick slept with a football every night and wanted to play every day, and so his parents finally relented. At the boy's first practice he was plugged in on offense. He tugged on a coach's shirt and asked to switch to defense, like his dad. Nick was seven. He has stayed on that side of the ball ever since.

Even then he had an instinctive understanding of how to use leverage and technique to get past an offensive lineman. Cheryl says Nick was "a savant" from the beginning. "People were like, What's happening here?"

Nick says, "It was just simple for me."

Football began to take over the Bosas' lives only because that's what the boys wanted. Cheryl, a real estate agent, says she would have provided the same support "if it was piano lessons. It didn't matter. It's their passion." When Joey and Nick were in high school, John would wake them at five for breakfast and their morning workout, and they never complained.

"I swear, not one time," says John, who works in commercial real estate. "And football is the worst sport to practice. Baseball practice is a blast. Football practice is a grind. These guys have embraced it. You can't teach that. Parents who push, push, push ... I've seen it—the kids go the other way. If it's not in their heart, it's just not going to work out."

Even as Joey and Nick excelled, their parents stayed level, didn't get caught up in the hype. When Joey started high school, John imagined his son might one day earn a college scholarship. An offer from Alabama came the next year. And if Joey could do it, there was no doubt Nick would too. (Cheryl and John divorced when Joey was in junior high school, but the boys have remained their priority; John posed on Cheryl's patio for a photo accompanying this story, and they interviewed agents for Joey together.)

Joey and Nick fought plenty when they were younger. They didn't truly become friends until they played together for one season, in the fall of 2012, at St. Thomas Aquinas—Joey as a dominating defensive end, Nick as an undersized but highly effective D-tackle. John would sit in the top row, "as far away from the other parents as I could get." He didn't want to hear anybody yelling at his kids.

The boys may have wanted to play football because their father had, John admits, but "ultimately, they're just really good. When you have the genetic gifts they had ... they just loved it. It's a lot of fun to knock the crap out of people."

He pauses. "I miss it."

John Bosa is an American oddity: He reached the highest level in his field, defying astronomical odds, only to be labeled a failure.

The Dolphins drafted him with the 16th pick out of Boston College, and he started just 21 games. If he is remembered at all, it's as a bust.

He politely disputes that label. In his second NFL season a guard dived at his left knee—legal at the time—and John tore three L's: ACL, MCL, PCL. "That really was the end of my career," he says. "I didn't know it, but I never came back from that." Technically he did come back, but he wasn't the same player; his first step was not as quick. In his fourth season his right knee went out, and that was the end of that.

"The transition from John Bosa the football player to just John Bosa was a very difficult one," he says, but he avoided traps that snare so many former players in that position. He did not, for example, exaggerate his gifts into a giant what-might-have-been. He believes he would have had a nice, long career if he'd stayed healthy, but he also says, "I was an overachieving guy. No one outworked me. But I didn't have the total package that [Nick and Joey] have. I didn't have that type of athleticism. I was more of a grinder."

That John did not try to recapture his greatness through the boys was just as well, because the game has changed since his playing days. In the 1980s defensive ends trained like weightlifters, more geared toward lifting a Porsche than running like one. And pass-rushing moves of that era were relatively simple: the bull rush, the club-and-rip, the spin. Quarterbacks took seven-step drops, which gave pass rushers more time to reach them.

Today's quarterbacks pass more often and take shorter drops, and defensive ends line up wider. Johnson, Ohio State's line coach, says "the hips and the hands are the most important things now. If you can flip your hips in a pass rush"—or point your hips toward the QB—"you have a great chance to be successful." (If John Bosa ever heard the phrase flip your hips in his days, it would have been at a Miami nightclub.) Today's rushers, Johnson says, shed blockers with "violent" hands—they initiate the fight instead of avoiding it.

That tutelage, John says, is why "Joey and Nick were better football players as freshmen at Ohio State than I ever was." He knows he couldn't have taught his boys to play this way even if he'd wanted. It would be like Orville Wright trying to teach somebody to fly a 747.

Joey, for one, has become a hips-and-hands evangelist, convinced that Johnson's techniques are revolutionizing the position. And he may be the one who proves it. In his rookie season he drew comparisons with J.J. Watt—another tall, white pass rusher from the Big Ten with a talented younger brother—but Joey points out that they are "pretty significantly different players." Watt, after all, weighs 290 pounds and could be an All-Pro defensive tackle if he played there. Says Joey, "[Watt] is a freakin' animal, moving guys out of the way. I like to think I combine finesse and power." (Not that Joey's lacking in moving-guys-out-of-the-way prowess. Says Mayock, "When he gets his hands on a player's body, it looks like he's got his hands on a steering wheel.")

What Watt and Bosa have in common is relentlessness. As a rookie Bosa earned a reputation for playing hard on every snap, which was especially impressive considering that he'd

battled tendinitis in one knee for three years and that his lower back hurt enough that he had to stand up in the middle of meals to stretch. But he came to trust one of the Chargers' strength coaches, Todd Rice, so much that when the team cleaned out its staff in January, Bosa put Rice on his personal payroll. He plans to follow Rice's biomechanics-based workouts, emphasizing "joint integrity and elasticity," until he retires.

It's easy to confuse Big Bear and Smaller Bear, especially with Nick's wearing Joey's old number 97 Buckeyes jersey. (John also wore 97 at B.C. and in Miami; Joey has switched to 99.) They each love their labor more than its fruits; as Cheryl says, "They like the results of it, but they don't like the pomp and circumstances of it." They train together in the offseason and play Rocket League on PlayStation 4 together and seem exactly alike. But, of course, no two people really are.

"Joey has a shorter fuse," Cheryl says. "Nick is a very gentle being."

Joey: "You're not his friend."

Cheryl: "He was really kind to animals, the elderly—"

Joey: "Are you saying I'm violent with animals and the elderly?"

The differences are, in reality, subtle. Joey has longer arms, but Nick seems to have a quicker burst. Joey has a pigeon-toed walk. Nick likes to needle liberals on Twitter. (He is a huge fan of President Trump, more interested in politics than Joey.) Joey's a bit more intense and introverted. When you meet one of Joey's pals, his parents joke, "Congratulations! You've met all of Joey's friends."

When he was at Ohio State, Joey moved out of an apartment that he shared with running back Ezekiel Elliott because he wanted to focus on football. When the Chargers moved from San Diego to Los Angeles this year, the main difference for Joey was that he needed new takeout menus. "I didn't go out [partying] once in San Diego," he says. He can't even enjoy a couple of beers without feeling guilty. ("Sometimes we get yelled at by our parents for being antisocial," says one of his best friends, Alex Caruso.)

Nick goes out more, but that's largely because he's still in college. And that speaks to the biggest difference between the two, especially as it relates to football: their birth order. Nick followed Joey, so he just copied his older brother. But Joey followed John, and he felt some responsibility. "My dad came from nothing," Joey says. "He made a name for himself in the NFL. That's motivation for me. I had the talent; it's important for me to do something with it. I just want to do something to make [my parents] proud." Joey opened this season with 1½ sacks in two games, and yet he admits that he still hears "that little voice in the back of my head that says You're never going to be good enough." If Nick (two sacks in three games) suffers from self-doubt, he doesn't show it. There's no way to know what they would be like if Nick had been born first, and it doesn't matter. The Chargers are fortunate to have one Bosa brother. Ohio State is fortunate to have the other. And every other team in football ought to consider itself lucky that there isn't a third.

Chargers' Melvin Gordon, Austin Ekeler flip the script on running back tandems

By Sam Fortier
The Athletic
September 21, 2018

The first play was a pass to running back Austin Ekeler, the second was a run for him. Melvin Gordon rushed once, then again and, after a quick throw to Mike Williams to convert a third down, the Chargers went back to Gordon, who rushed 20 yards for a touchdown. Between that drive and the next, Los Angeles went to its two-headed monster out of the backfield on nine of 11 plays.

Against the Buffalo Bills last Sunday, the Chargers put the smaller, speedier Ekeler in space with jet sweeps and end-arounds and passes in the flat. With the bigger, bulkier Gordon, they gave him more one-on-one opportunities, power runs between the tackles and delay routes out of the backfield.

A few days earlier, running backs coach Alfredo Roberts said the team favors Gordon in running situations and Ekeler in passing situations, but that they want to sometimes flip that philosophy to prevent defenses from reading plays with personnel tells. In Buffalo, the Chargers committed to the role reversal. Ekeler led the team in carries (11) and Gordon finished tied for the lead in catches (six).

That split speaks to the Chargers' confidence in their two Swiss Army knives and their attitude toward how they're used.

"We love that both guys are able to be productive," Roberts said. "They strive to be complete [backs], but the [situational needs of the] game kind of forces them to [play differently every week]. The game picks them."

By the end of the win over the Bills, Ekeler or Gordon had gotten the ball on 30 of 56 plays (54 percent), not too far off from their usage in the season opener against Kansas City (46 percent). Coach Anthony Lynn, a six-year NFL running back, was skeptical the deployment of running backs as all-around offensive threats was a league-wide trend — "It could be game-to-game," he said — but he emphasized to the players that they shouldn't view their workloads in carries or catches. Think touches, he said.

Now, Lynn and the Chargers (1-1) need to devise ways to utilize Gordon and Ekeler against the stout defense of the Rams (2-0) at the Coliseum on Sunday.

"Those two running backs they have, certainly both of them together, I think have over 200 yards per game," Rams defensive coordinator Wade Phillips said. "... We've got a big challenge [ahead of us]."

Chargers quarterback Philip Rivers thinks the versatility of Gordon and Ekeler makes them especially difficult for defenses to prepare for them.

"I'm telling you," he said after the Buffalo game. "The two of these guys, they can be [something else]. They're dynamic guys. The way they catch it, run it, and the way that they're different. They're not the same. ... There's no telling how

many plays we can run with those two on the field together."

Lynn likes the running back tandem because of their diverse skill sets and his luxury to keep a fresh runner on the field and not "wear one guy out." Offensive coordinator Ken Whisenhunt likes it because of the way defenses are challenged, which he saw the rewards of Sunday when an early play-action fake resulted in a long pass to tight end Virgil Green. From then on, play action often froze the Buffalo linebacking corps.

Roberts, the man coaching the tandem every day, started working with running backs last year for the first time since 1999, when he was on the first staff at Florida Atlantic. A five-year NFL tight end starting in the late 80s, Roberts coached the position he played for 15 years until he switched to running backs in a reunion with Lynn, whom he first worked with in Jacksonville and from whom he learned the intricacies of running back.

Roberts' position meeting vibe is lax — "I don't want to scream at a guy unless I'm really trying to get your attention," he said — but it's also focused. He knows what he has in the pair of backs. Ekeler, a former undrafted free agent, entered this season intent on expanding and solidifying his role; Gordon, in a contract year, prioritized injury prevention in his training regiment this offseason.

"We know Melvin's the leader," Roberts said. "And we understand Austin's a young, up-and-coming player who is beginning to have a major role."

To maximize their potential, Roberts established goals this season that, after ball security (which tops every list), emphasized improving their moves in space and extending their runs. To gets reps for the latter, Roberts had his players juke the bag, throw stiff-arms and lower their shoulders.

"We can get what's blocked," Roberts remembered telling them. "We can get the two or three [yards] after contact. But what happens when we're in space, or what happens when we find ourselves in a 1-on-1 situation? Can we win that matchup?"

Ekeler said the entire unit practices evasion in space while using "whatever moves work," and then the group reviews the tape afterward. The running backs bounce ideas off each other about how to break down different defenders approaching from different angles. The other day on tape, Ekeler watched as, on screen, he ran at two approaching defenders and made a note that he might try something different than trying to run them over next time.

In the Week 1 matchup with Kansas City, Gordon and Ekeler emerged as a one-two punch. Even though the Chargers lost, they moved the ball steadily when it was in either of their hands. When asked about the complementary nature after the game, Gordon grinned.

"We've been doing it all camp," he said, "and that's what we're going to continue to do."

The pair chopped up the Bills defense together and the buzz about them grew. They certainly caught Phillips' attention.

Recently in the locker room, as Ekeler sat at his stall, Gordon appeared in a towel.

"What's our name?" Gordon jokingly asked Ekeler.

"Our name?" Ekeler replied.

"Come up with one," Gordon said laughing, and Ekeler shook his head. The two have been linked so closely because they're different but similarly effective, and people were starting to catch on. Ekeler couldn't think of one right away, but he seemed to buy Gordon's thinking.

"All right," Ekeler said, "I guess we have to get a duo name."

Chargers playmaker Mike Williams seeks (and flashes) greatness

*By Jim Trotter
NFL.com
August 22, 2018 at 4:52 pm*

COSTA MESA, Calif. -- It is midweek during training camp. The Los Angeles Chargers are nearing the end of a practice at which many veteran starters have been given the day off. That means extra reps for those on the field. The heat is not oppressive, but it's enough to get your attention. Bodies are tired. Legs are heavy. Concentration is waning. Then Mike Williams does something that makes you forget all of that.

The second-year wide receiver tracks a pass down the sideline, soars over a cornerback who is in tight coverage and snares the ball at its highest point, leaving the defender to look helpless as Williams strides for the end zone. It is not the first time teammates have seen this movie, but the ending never gets old. They know they are seeing something special, a 6-foot-4, 220-pound talent who can beat you with his physicality, speed or athleticism -- sometimes all on the same play. The only person not impressed is Williams, who says he won't be satisfied until he's doing it in games as well as practice.

Three days later, in the Chargers' preseason game against the Seahawks, a defender has tight coverage on Williams in the corner of the end zone when Geno Smith lofts a pass high in that direction. And just as he had done in the practice, Williams soars to high-point the ball for a touchdown. Los Angeles' sideline is so excited that even defenders run to the end zone to celebrate with Williams, who suddenly appears poised to make good on the promise that led the Bolts to select him with the seventh overall pick in last year's draft.

The desire to excel was there a year ago, but back and knee injuries contributed to Williams spending more time in the training room than in the huddle. At times, he felt like an outsider in his own home, like he was in detention while everyone else was at recess. It stunted his development and contributed to him catching only 11 passes total. It also caused some fans to wonder if the Chargers had made a mistake in drafting him.

Now healthy, Williams' stock is soaring like his leap in the end zone. He made a difficult catch appear so easy that minds immediately raced with thoughts of what could be, and how the

Chargers could have one of the largest and most talented receiver groups in the NFL. Williams joins 6-foot-2 Pro Bowler Keenan Allen and 6-4 threat Tyrell Williams. While each is talented in his own right, Williams' ability to effectively run every route with his combination of size, athleticism and speed draws your attention.

"I was watching Mike walk out here the other day -- I was behind him -- and I would have thought it was a speed-rush defensive end," coach Anthony Lynn says. "He's a big man when you get those pads on, and he's going to be another viable option for us. We've got Keenan, but people can double him. They can go double-double on the outside, so you're going to need another big target. I think Mike can do that. We may be in more three-wide receiver sets if he keeps coming. Right now, we're putting him in situations to make plays and he keeps making them."

A lot of credit goes to Williams himself, but an ample share belongs to receivers coach Phil McGeoghan, who has the delicate job of breaking down a high-profile young star while simultaneously building him up. McGeoghan had to bring him through the emotional strains of a difficult rookie season. He had to be firm yet gentle, demanding yet understanding. He had to keep Williams up when he might be down. That required the two of them wanting and striving for the same thing.

"When you're young, you're very defensive and a little bit entitled when you come in," McGeoghan says. "You have to tear those defense mechanisms down while building their confidence up. It's a hard thing to do for a young football player to be a really good teammate, to drop his defenses, to allow you to coach him hard but understand it's coming from a place of love. Sometimes you have to do a lot of correction initially, and until they have the right mindset and accept the coaching and aren't defensive and don't think you're just trying to tear them down without a purpose, it can be tough."

One way McGeoghan builds trust is through long conversations in the cool of a meeting room rather than the heat of the practice field. He tries to learn about each player's background and goals. He wants to know the triggers that allow him to push them in times of adversity. With Williams, the trigger was greatness.

"He said to me he wants to be great. He said that, not me," McGeoghan says. "Well, if you say that to me -- I watched Jerry Rice from the practice squad, I watched Tim Brown on the practice field and Fred Biletnikoff as a position coach (all are in the Pro Football Hall of Fame as receivers), so if it ain't that standard, then it's not good enough. And if you don't want to meet that standard and be coached that way, then don't tell me that you want to be great. Just say, I want to make the team. Or I want to play 16 games. Or I want to be on the special teams. Just be honest with me, because I'm going to be honest with you. Mike absolutely has been honest with me and himself; that's why you've seen that skyrocket trajectory that everybody sees every day and that has everybody super excited."

Williams doesn't run from his expectations. The former Clemson star and Vance, South

Carolina, native wants to be great. Actually, he needs to be great.

"I feel like I've got a lot of weight on my shoulders, the whole city where I'm from," he says. "I told everybody back home that I'm doing this for everybody, not just me. My mom, my family back home, my friends -- everybody is a part of this journey who helped me get to where I am today. So I've just got to continue to support those people and keep my word. I'm coming out and getting better each day, like I told them I would, and I'm just sticking to (my goal of) being great. The sky is the limit."

It's easy to talk the talk, but McGeoghan knows there are no shortcuts. That's why he got on Williams the first day of training camp when the 23-year-old failed to give full effort during a run drill. Later that day, the two discussed the "why" behind the coach's tough love. Williams acknowledged it was because of his stated desire to be great. McGeoghan then doubled down and challenged Williams to come back the next day and go full tilt during a run drill.

"He had an unbelievable session," McGeoghan says, "and then he made a number of downfield plays that subsequently happened after his mindset was correct. It's not a coincidence that that happens in football. When you become a good teammate, all of a sudden the world starts to fall into place. If you're good at home, oftentimes you come in here with a good mindset where you can learn and grow and develop. If you're all over the place in your social life and things, then you come here and you're not going to be great. It's a total comprehensive makeover or mindset flip for a young man to become a man."

Williams does not mind being pushed. He is healthy and hungry. He knows where he wants to go and has a purpose in his stride.

"I don't think people can understand what it was like last year," he says. "They would say, 'Oh, he was a top pick, he needs to be out there or he's going to be a bust.' I'm like, Whaaaaatt? I wasn't healthy. ... But I let those things motivate me. The Chargers know what type of guy they got. The coaches know. All those people who said [something negative] are the same people saying I'm going to have a great year. So I'm just going to continue to control what I can control, and that's me coming out here every day and getting better and just doing what I can do."

Inside Philip Rivers' game within the game: Stories of mental battles

*By Mike Sando
ESPN.com
September 21, 2018*

COSTA MESA, Calif. -- The Chargers and Dolphins were tied 24-24 late in their 2016 game at San Diego when Philip Rivers, having brought his team to the brink of field goal range, worked the play clock from his senior command post in the shotgun formation.

The suspense built with every tick of the clock as the Chargers' career passing leader searched for whatever answers he could pry from the Dolphins' defense. Finally, with 10 seconds left before the Chargers needed to

snap the ball, network TV microphones picked up Rivers calling out a familiar audible.

Thus began a tactical battle that would span two seasons, leaving Dolphins defensive coordinator Matt Burke with a story to tell -- and an appreciation for Rivers that so many in the game share.

This 36-year-old quarterback with a league-leading 195 consecutive starts recently passed Fran Tarkenton for sixth on the NFL's all-time list for touchdown passes. Only Peyton Manning, Brett Favre, Tom Brady, Drew Brees and Dan Marino have more. Rivers ranks in the NFL's all-time top four for passer rating, yards per attempt and adjusted yards per attempt among the 26 quarterbacks with at least 5,000 career pass attempts.

Yet there is no stat representing what Rivers enjoys most about the games themselves, and what makes him so fun for opponents to play against. The tactical battles with opposing players and coaches bring special pleasure to those competing at the highest level. Especially Rivers.

"No question," said Rivers, now in his 15th season. "Beyond the camaraderie and being with the guys, my favorite part is the game within the game."

So the next time you see an exultant Rivers running along the opponent's sideline after a big play -- a "flyby," as one opposing coach put it -- remember that there's probably a reason deeper than the play's result itself. Rivers probably won the game within the game as well.

'Watch the screen! Watch the screen!'

Back to that 2016 Dolphins-Chargers game in San Diego. Fourth quarter, tie score, Chargers ball, first-and-10 from the Miami 42. Game clock at 1:21 and rolling, play clock at 14 seconds. One timeout left for the Chargers.

Rivers, leaning forward in a ready position from the shotgun formation, will soon be heard making a "Mickey" call that has been a staple of his pre-snap audible game.

"Easy, easy," the broadcast audio reveals Rivers enunciating.

Rivers' teammates now know to expect the snap soon, and to listen for last-second changes. The play clock is down to 12 seconds now.

"Easy, easy ... EASY, EASY," Rivers repeats with growing urgency.

"Mickey easy," Rivers says abruptly.

The quarterback is the only one speaking, but that is about to change.

"Mickey Phil! Mickey Phil!" Rivers shouts, and now it's on.

Linebacker Jelani Jenkins reacts as though he has just caught Rivers exiting the Dolphins' team hotel with their defensive game plan in a briefcase. Jenkins jumps up and down, arm raised in a desperate attempt to alert his teammates before the snap.

"Hey, watch the screen!" Jenkins screams from his position outside the offensive right tackle, maybe 7 yards away from Rivers and well within the quarterback's line of sight.

"Watch the screen! Watch the screen!"

Chaos has replaced the calm before the snap. Rivers' voice has ceded to a cacophony. Two seconds remain on the play clock. The moment of truth is near.

Rivers burns the Chargers' final timeout. He walks to the sideline knowing this battle was lost.

The Dolphins were wise to the audible. One of their linebackers at the time, Donald Butler, had spent the previous five seasons with the Chargers, so he had heard all the calls from Rivers: Tiger, Mickey, Massachusetts, Chocolate ...

Both teams changed their playcalls during the timeout. Things couldn't have worked out better for the Dolphins. On the very next play, linebacker Kiko Alonso dropped into coverage and gathered Rivers' pass for a pick-six interception. This Week 10 game was all but over, but the game within the game was only beginning.

'You won't get Philip Rivers twice'

Rivers would exact some revenge when the teams played again in Week 2 of the 2017 season. The score was 3-3 in the second quarter of the rematch when Rivers, drawing upon the screen call that Jenkins sniffed out in the previous season, convinced the Dolphins he was audibling to another screen, just like last time.

"We went through the same verbiage, signaled and everything," Rivers said.

Two Miami defenders swarmed to cover a potential receiver screen at the snap, blanketing Travis Benjamin just outside the yard-line numbers. Alonso raced toward Benjamin as well. The hook was set. By the time Alonso realized his mistake, reversed course and sprinted into coverage on Keenan Allen, the receiver was 4 yards behind him and pulling away. Rivers fired a strike to Allen up the seam for a 24-yard gain to the Miami 4-yard line.

"I will never forget," said Burke, the Dolphins' defensive coordinator. "We are like, 'Watch the screen!' He hits the screen-and-go on us and does the little flyby on the sideline and it was just like, honestly, I think he relished winning that mental battle, tricking us, as much as he enjoyed having a 30-yard completion on us or whatever it was."

The Chargers would get a touchdown out of the drive.

"You won't get Philip Rivers twice," Denver Broncos coach Vance Joseph said. "He is the son of a coach and he gets it. We got him one time years ago with this pressure off the slot. The next time we played him, we ran the same pressure and the only tell was how the front was aligned. Philip checked to a screen in the slot and got a touchdown. A lot of quarterbacks, when they win, they don't even know why they beat you. Philip knows why he beat you."

'Guys just relish those moments'

Burke has a bachelor's degree in psychology from Dartmouth and a master's in education from Boston College, so we might expect him to relish these mental battles as well. He said Rivers is particularly skilled at using every available second on the play clock, knowing that the defense will usually panic before Rivers ever does.

When Burke was linebackers coach with Cincinnati in 2015, the Bengals' Vincent Rey, a Duke graduate who also embraces the mental side of the game, spent all week reminding himself what coaches had been telling him: not to let Rivers goad him into declaring the defense's alignment too long before the snap. Like Peyton Manning, Rivers can be especially dramatic at the line of scrimmage. Is he changing the play or just messing?

A big test arrived on a third-and-6 in the fourth quarter. Rivers unleashed a triple cadence with an early leg lift. Was the snap imminent? Rey resisted the temptation to adjust the defensive front to the Bengals' preferred alignment. Who would blink first? As the play clock wound down, Rivers was the one who appeared out of sorts, clapping his hands feverishly to initiate the snap. The Bengals got a sack out of the play.

"Vinny was just so excited that he was able to outlast him and hold it down where Philip was clapping and trying to get the snap," Burke said. "We get the sack and Vinny goes crazy on the sideline, running over, 'I got him! I got him!' Guys just relish those moments."

'I'm about to die a slow death'

Recently retired 11-year NFL linebacker Paul Posluszny compared the feeling to a slow death -- that moment before the ball is snapped when the defender knows the veteran quarterback across the line of scrimmage has solved the puzzle and placed the most vulnerable defender in his crosshairs.

Posluszny experienced one of those moments during a 2016 game between his Jacksonville Jaguars and Rivers' Chargers.

"We are in a zone pressure and Philip sees it based off our alignment, how the safeties are down, very small details like that -- details that him and Brady can pick up, but so few others can," Posluszny said.

The tight shot of the quarterback's face moments before the snap can be the analytical TV viewer's enemy, hiding the shifts and motions that dictate the action when play begins. In this case, the camera captured Rivers' eyes locking in on his unshown prey -- Posluszny -- like a hawk spotting a bunny in a meadow. There was no secret what play Rivers was checking into.

The Chargers' Benjamin, 175 pounds and the owner of a 4.36-second time in the 40-yard dash, aligned as the No. 3 receiver -- directly across from a certain 232-pound former Butkus Award winner.

"He starts making his checks, looks at me and makes sure nothing changes on my side," Posluszny said. "I said, 'He's coming at me. I'm about to die a slow death.'"

Rivers' pass to Benjamin gained 43 yards.

"Even if you have a super-sharp Mike linebacker like Luke Kuechly and Philip is making his check, you need to be so instantaneous to counteract that," Posluszny said. "There is not enough time to communicate it across the board unless you go to something that is so, so simple -- your base defense, Day 1 install."

Even then, it can be difficult to communicate the changes to cornerbacks who are locked into their matchups on the perimeter.

"Against other quarterbacks, maybe younger ones that don't have the command of the offense or the ability to make that check, we're fine," Posluszny said. "We are bringing a zone pressure, pressure is going to get home, plenty of time for me. But Philip sees that right away, gets the ball off in time, knows where the pressure is coming from, knows where he needs to move in the pocket for that extra split second to give him time to get the throw off. It's uncanny."

'He got it word-for-word, actually'

The Chargers and Seattle Seahawks played an epic game in the September heat of San Diego back in 2014, when Seattle was the defending Super Bowl champion. With the on-field temperature reaching 120 degrees at kickoff, Rivers completed 28 of 37 passes for 284 yards and three touchdowns with no interceptions as the Chargers won 30-21 -- one of only three times a Seahawks opponent reached 30 points from 2012 to 2014, a span of 48 games.

This game surely must have featured some advanced gamesmanship, but when I asked Seattle's Bobby Wagner for his favorite Rivers story, the All-Pro middle linebacker reached back days, not years.

"This preseason, we were running a blitz against him, we walked to the line of scrimmage and he called out our blitz," Wagner said. "He couldn't check it, so he called timeout. And he walked up and he was like, 'Y'all running such-and-such, huh?' I was like, 'Nah,' but I was thinking, 'Dang, he got it word-for-word, actually.' You see a guy at that age still putting in the work, it is impressive and inspiring."

Lessons from 19 games vs. Rivers

Derrick Johnson faced Rivers 19 times when the linebacker played for the Kansas City Chiefs, and he'll add to the total this season after signing with the Oakland Raiders. The 14th-year veteran called Rivers a master of looking off defenders, especially when tight end Antonio Gates was involved.

"That used to kill me -- I hated it," Johnson said. "Most quarterbacks, you go through a progression. He is like, 'Nope, I am going to hold you here.' He holds in the middle for a couple seconds, then keeps his shoulders right at Gates in the middle, and then he throws it outside the hash to somebody else on a curl route or some in-breaking route or even a running back on the outside."

Johnson echoed the Dolphins' Burke when he said sometimes teams will make borderline random defensive calls just to make it impossible for Rivers to decipher them.

"His knowledge of the game is out the roof, his passion for the game is unbelievable -- just a

very fun guy to play against," said Johnson, who has a 9-10 career record in those 19 matchups against Rivers. "He talks a little noise. He is jawing back at you -- not cussing, but talking trash. And after the play, he is laughing with you at times."

For example?

"Honestly, he has gotten me more times than I've gotten him, but one time he was in the shotgun, there was only one linebacker in the box [Johnson] and he was checking to a run," Johnson said.

It could have been one of those slow-death experiences Posluszny described, but Johnson adjusted his alignment just enough to get a piece of the running back. What became a forgettable 2-yard run for everyone else is a lasting memory for the linebacker involved. That's the game within the game.

"If you see the film, you are saying, 'My goodness, if I didn't move over, 40-yard touchdown right there,'" Johnson said. "Right after I hit the guy, Philip Rivers said, 'Oh my goodness, you should have seen that play. That was a touchdown!'"

'There is nothing like it'

In a time of relative tumult for the NFL off the field, Rivers is a weekly reminder that the game itself can be as fun and rewarding as ever. On the field, in the moment, the emotion that animates Rivers' competitive streak has endured through nearly 200 consecutive starts and even a franchise relocation to Los Angeles.

"Philip loves the game and he loves to compete and you can tell," retired Chargers center Nick Hardwick said, "but deep down, the essence of his enjoyment on game day comes through his preparation that ends up paying off, where it was almost an 'I got you' or 'I knew it' moment, where the film matches up with the playbook, with the practice study, with what he sees in the game. That fist bump that you do after it all comes together, there is nothing like it."

It's a feeling Rivers hopes to enjoy in Week 3 when he faces a highly ranked Rams defense featuring former AFC West adversaries Wade Phillips, Marcus Peters and Aqib Talib. There are danger signs. Peters picked off Rivers four times while with Kansas City, tied for the most interceptions off Rivers by a single player. Talib has one pick in eight matchups between the two.

We'll know that game's winner Sunday.

As for finding out who won the games within the game? That could take a while.

Philip Rivers Renewed: At 36, Chargers QB Sees a Prime Chance to Seal His Legacy

*By Dan Pompei
Bleacher Report
September 20, 2018*

COSTA MESA, Calif. — Such an interesting ball cap.

Worn and weathered, it undoubtedly has been around the Chargers longer than most of their players and coaches. Once it was deep black;

now it's faded and splotted with gray. If hats could talk, it could tell some stories.

Written across the front of it is a Latin phrase. It translates to, "Now I begin."

A few years back, this was the Chargers' motto. It was on the wall of their locker room and on the chests of their players.

A priest friend of Philip Rivers introduced the idea to him long ago, and he has carried it with him since, as a quarterback and as a man. "It's a never-ending beginning," says Rivers, who wears the hat throughout his days. "You are always beginning again and again and again."

If he has just thrown a touchdown pass, he begins again, working toward the next one on the sidelines. If he has just lost a heartbreaking game, he begins again, studying the next week's opponent.

He is in his 15th NFL season, with 51,028 passing yards behind him and nowhere near as many in front of him, but he begins again, to be his best, like he did when he was a rookie.

Most people would consider this stage of Rivers' career a closure. Not Rivers.

As he prepares to match passes with young Rams quarterback Jared Goff in a battle for Los Angeles on Sunday, the concept of beginning again has never resonated more with Rivers.

"Nunc coepi," Rivers says, mixing Alabama drawl with the classical language. "I must begin again."

Beginning again isn't always easy.

It wasn't easy in 2010. After a 13-3 regular-season record, the Chargers lost 17-14 to the Jets in the first round of the playoffs at home when Nate Kaeding missed three field-goal attempts.

It wasn't easy after losing in the divisional round of the playoffs in 2007 to the Patriots. The Chargers were the top seed in the AFC after finishing the regular season 14-2. They were loaded with 11 Pro Bowlers, including the NFL's Most Valuable Player, LaDainian Tomlinson. They led for most of the game until Tom Brady led a surge that gave the Patriots a three-point lead with 1:10 left. Rivers brought the Chargers to the 36-yard line, but Kaeding missed a 54-yard field-goal attempt. The Chargers lost 24-21.

It wasn't easy in 2008 after losing the AFC Championship Game. Rivers tore his ACL in the divisional playoff game and had a hush-hush arthroscopic surgery between games. He put a brace on his leg and went out and threw 37 passes, leading a team of wounded warriors in one of the most courageous performances in NFL history. The Chargers scored only four field goals in a 21-12 loss to Brady's Patriots.

"Who in their right mind would be able to do what he did in that game?" says former teammate Eric Weddle, one of his best friends in football. "It tells you how much he loves the game. I don't know that I've ever been around a teammate who loves the game as much as he does."

Ask Rivers what he is most proud of in his career, and he will tell you it is that he has not

missed a single start since he replaced Drew Brees as the Chargers' starter in 2006, his third season. It has been a most difficult achievement. "Sometimes his ribs would pop out the day of the game or the day before, and he'd be in the most excruciating pain," Weddle says. "He couldn't move. But he'd get it shot up and play."

The NFL record Rivers most reveres belongs to Brett Favre: 297 straight starts. With 194 straight, Rivers is fourth all-time. If he keeps it going, he will move into second place on the list next September. But with much more sand in the bottom half of his hourglass than the top, Rivers concedes the crown will remain Favre's.

Favre is one of eight quarterbacks who have thrown for more yards than Rivers. Peyton Manning's record of 71,940 yards is more than 20,000 yards away. Rivers concedes that record is out of reach as well, especially with active quarterbacks Brees, Brady, Eli Manning and Ben Roethlisberger also ahead of him.

One thing that he does not concede is out of reach is a Super Bowl ring. All the most transcendent quarterbacks of Rivers' era—Brady, Brees, Favre, both Mannings, Aaron Rodgers, Roethlisberger, Kurt Warner and Russell Wilson—have at least one.

It is the only thing missing from Rivers' bio. And as the years pass, that blank space seems to get bigger and bigger.

"It's something we talk about," says Chargers tight end Antonio Gates.

Rivers and Gates have been teammates Rivers' entire career. Gates joined the Chargers one year before Rivers and refers to Rivers as "my baby."

"It would be the stamp on his career and the stamp on my career," Gates says. "When you think about all the greats who played for a long time, you think about the ones who won a Super Bowl ring. That's why you see the fire in him. That's why you see the competitive edge and the drive he has, because that's something he still needs to fulfill."

Rivers will tell you a career is about more than a Super Bowl, though. He points to the teammates he has touched and been touched by: Gates, Weddle, Tomlinson, Kellen Clemens, Malcom Floyd, Nick Hardwick, Jacob Hester and Danny Woodhead. He will tell you he knows he has given his all, so he has nothing to regret.

He does, however, wonder how many more real chances he will have.

"It doesn't eat at me," he says. "As a competitor, it drives you. It's hard to say this without someone saying, 'Golly, he doesn't care that much.' I want to win a championship for our team, for our organization. I want us to win one bad. But do I lose sleep over it? Or would I be miserable one day if I never did it? The answer is no."

Rivers has no scars from the 2006, 2007 and 2009 seasons. He doesn't curse his luck.

He just begins. Again.

"We've had some missed opportunities when we didn't get it done when we should have,"

Rivers says. "But each and every year, you start new on a climb to try to get to the mountaintop. You push forward and begin again."

Rivers has never attended a Super Bowl. He hopes his first will be as a participant—in Atlanta next February.

There are those who will tell you he has an excellent chance. Analysts Dan Patrick, James Jones and Tomlinson were among many who picked the Chargers to make it to Atlanta. As of Monday, the Chargers had the ninth-best chance of winning the Super Bowl at +2000, per OddsShark.

"Shoot, I think we have a heck of an opportunity," Rivers says. "We got a chance. I like where our team is at."

He likes where he is at, too. In his past nine games, going back to last season, Rivers has a 109.6 passer rating. He has averaged 325.8 passing yards and 13.1 yards per completion in those games. He didn't throw an interception in seven of the nine games.

He will be 37 in December—an age when many quarterbacks are in a state of deterioration. But if he is declining in any way, he's hiding it well. "It doesn't seem like he's aging," Chargers offensive coordinator Ken Whisenhunt says.

Rivers' age may be showing in his demeanor more than in his abilities. He still is one of the more fiery and demonstrative quarterbacks on any given Sunday, but he has more forbearance these days. "I definitely have calmed down," he says. "The emotions have been a little tempered."

More than ever, Rivers seems like he belongs to a previous generation of players. There really isn't anyone like him in his locker room, or even in the league. He uses the word "golly." He has been vocal about his Catholic faith and belief in natural family planning (he and wife Tiffany, his high school sweetheart, have eight children, and he says more are in the plans). His wardrobe would fit in better at a square dance than at a team party.

"He has the worst fashion ever," Weddle says, laughing. "His bolo tie and the old grandpa jacket that probably cost \$75. He never buys anything new other than maybe some cowboy boots. That's him. He's not into pleasing people by the way he looks. I respect that."

He looks best when it matters. When he's wearing navy, gold and white, or powder blue, gold and white, depending on the Sunday.

In the autumn of his career, Rivers isn't fighting time. He's going along with it. And he seems to be his best version of himself. "The last half of last year and the beginning of this year, there has been a steadiness, a calmness," he says. "I feel like I'm seeing things good. I'm in a good place mentally with the offense and with what we're trying to get done."

Whisenhunt's offense flatters Rivers, as it once did Warner. And the players around Rivers are bringing out his best.

Rivers has had outstanding skill position players around him before. But he believes he has more useful weapons now than ever.

"When you talk about the skill guys, there's so many," he says. "We have the speed of Travis [Benjamin] and Tyrell [Williams]. Big Mike [Williams] is coming along, doing a nice job. Keenan [Allen], look at the player he has turned into, one of the top guys in the league. We have the tight ends with Gates back in the fold and Virgil Green. The backs Austin [Ekeler] and Melvin [Gordon] complement each other so well. They're both very good runners, but they're great at catching the ball out of the backfield."

"It's such a dynamic group and a versatile group. Who knows who it's going to be any week? They can't just key in on Keenan, or key in on Melvin. That's what makes us dangerous."

If Rivers is better than ever—and so far in 2018, he has career highs in yards per game (340.0), completion percentage (73.1) and rating (119.6), with six touchdowns and only one interception—those players will have something to do with it.

"We have guys who can do multiple things for him," Whisenhunt says. "That allows him to do a lot of different things, which is right in his wheelhouse because he can process and handle all of those things. So I don't think he has been pressing to feel he has to make the play. He knows if this guy is not here, he's got this guy, or he's got that guy."

That's why Rivers feels so good this September.

Gates had been thinking that 2017 would be his last NFL season. The Chargers told him they were moving on. But Rivers texted him throughout the offseason and camp when he was sitting it out, asking him when he was coming back. Finally, he showed up the week before the season began.

He and Rivers wanted to begin again, together. "We have a chance," Gates says. "Let's make the most of it. You never know when it's your last chance. That's how I feel. And that's how he feels."

Somewhere, there is a high school football field. Maybe it's in Alabama, near Rivers' high school. Maybe it's in Southern California.

It's waiting for Rivers. It's calling him.

He has not pinpointed when he will walk away from the NFL, but within five years, he plans on being on that field with a whistle around his neck.

Rivers' oldest son, 10-year-old Gunner, is in fourth grade. He throws the ball with the same motion as his father.

It is Rivers' intent to be Gunner's coach when Gunner gets to high school. "That will give you a range right there," he says in answer to the question about how much longer he will play.

Weddle believes his friend is as excited about coaching high school as he is about playing. Rivers just says: "Brady and those guys keep talking about playing until they are 45. You don't have to worry about me being there then. I can tell you that for sure. I don't want to shut out too early. But I'm also not into trying to go until it's too late."

Other than Gates, all of his teammates who were contemporaries are gone, most having moved to the next phases of their lives. Even his team has moved, from San Diego to L.A.

When the Chargers headed north last year, Rivers chose to remain in San Diego and commute. He is driven more than an hour each way in a \$200,000 SUV/mobile office equipped with a 40-inch screen, satellite television, Wi-Fi and a refrigerator. It's one of the many ways things have changed over time.

Rivers doesn't have to be reminded that the pages of his life are turning faster than ever. His oldest daughter, Halle, is 16. Some of the quarterbacks he's opposing are much closer to her age than his. This season he's already gone against Patrick Mahomes and Josh Allen, both 22, and admired their young arms.

Other next-gen QBs he is scheduled to oppose this year are Goff (23), Jimmy Garoppolo (26), Derek Carr (27), Marcus Mariota (24) and maybe Baker Mayfield (23) and Josh Rosen (21) if they get promotions.

"I don't know that I see it as a changing of the guard," he says. "There are still a lot of us older guys that have some time left. But [Goff] is one of a bunch of young guys that are gonna be around a long time, well after I'm gone."

They're just beginning their careers. Rivers is beginning again. But this beginning is special to him.

"I like to think I haven't taken any of it for granted," he says. "But when you are on this backstretch, I've tried to appreciate it more, be more aware. The practice days, the walkthroughs, the bus rides—all those things you can't come back to. When you are getting into Year 15, you think about it. This thing is going to come to an end at some point. I think I am more grateful daily."

There is more at stake for Rivers now than a Lombardi Trophy. There also is the matter of how he will be remembered.

If he wins a Super Bowl late in his career, will he ascend to the level of John Elway in our mind's eye?

If he peters out, will he be thought of as Ken Anderson, a player with flashy statistics who many think was a cut below some others from his generation?

Perhaps the player Rivers will forever be most compared to is Eli Manning, whom the Chargers traded to the Giants for Rivers and two draft picks. Rivers' career has been better than Manning's by many measures, but not by one important one: Manning has two Super Bowl rings.

Quarterbacks are judged by rings. Rivers understands. "It comes with the position," he says. "Head coach and quarterback have a record attached to them. And I have always felt a great responsibility to help lead our team to win games, the division and ultimately the Super Bowl. We haven't been able to accomplish the latter yet. Gonna keep pushing like crazy to get to the mountaintop."

With a Super Bowl ring, Rivers would be a cinch for the Pro Football Hall of Fame. Without one, whether he has done enough is debatable.

When Rivers was a boy, he had posters on his wall of Elway, Favre, Troy Aikman, Peyton Manning, Dan Marino and Joe Montana. It would mean something for him to stand on a stage with them, wearing matching jackets. But it would not mean everything.

"I've always watched the Hall of Fame speeches," he says. "Thought about what I would talk about if I ever was up there. But I don't wake up in the morning thinking about wanting to be in the Hall of Fame. I really don't."

He is unencumbered by the weight of what we will think. He has thoughts of his own.

This is how Rivers wants to be remembered: "A guy that played with great passion, could be depended on...was a good teammate...and that would compete 'til the end no matter what the situation," he says.

That's all.

And with that, he is off to replace his ball cap with a helmet, to begin again.

The Mind of Philip Rivers: Explaining the Game Within the Game

*By Andy Benoit
Sports Illustrated
June 21, 2018*

COSTA MESA, Calif. — Philip Rivers gets out of his chair and starts gesticulating wildly, like he's at the line of scrimmage with the play clock ticking down. We're watching film on my iPad in a lounge outside the Chargers' locker room, and this isn't the first time he's vacated his seat, enthusiasm taking over.

"It's the game within the game that makes it so awesome," he says. "To me, the most fun games are where we get in the no-huddle, we get in kind of a groove and the defense has a Mike linebacker who can go no-huddle with you."

"I remember going against Sean Lee, and it was that. It was that. I checked and he would check. And it was, 'Golly! Hey, reload that.' And he would try to get to something else. That was fun. There's that back and forth and, 'Gosh, you got me here, but now I got you.' I thought he was getting to this, but he got to that.' Those types of games, when there's a guy over there who's in the same mold preparation-wise, study-wise, that's the most fun"

Rivers is in arguably the best position of his career. He's shown no sign of physical decline entering Year 15, when he'll be leading a rising Chargers team that many are picking to win the AFC West. People inside the organization say his passion and football mind are the most impressive they've ever seen, and people outside say that's why he should be regarded as at least the second best QB from that vaunted 2004 class.

We bring up a play from that game against the Cowboys, Thanksgiving 2017. It was the day's fourth snap—well before the no-huddle cat-and-mouse game ensued.

"We're running scissors with [Keenan Allen and Travis Benjamin], which is pretty simple. Dallas played a 2-high coverage with both Quarters and Cover-2 principles. Safety [Jeff Heath's]

width suggested we could get Travis over the top on this thing. It was Thanksgiving so we didn't have much time to prepare. But we did talk about whether we might get this coverage. We'd get Travis running right down the middle."

"So, when we lined up, we bring in [running back] Austin Ekeler, it's kinda starting to take shape. I'm going, 'Goodness, gracious, that safety and cornerback, they're communicating. Boy, maybe we're gonna have Travis over the top of this thing.'"

"Because of that, I didn't really hate [getting flushed from the pocket and] having to move right. Certain times you go, 'Gosh, I'm gonna have to sit in here if I wanna throw to Travis on, say, a corner route.' But in this instance it's like, 'Alright, I'm gonna move with it. I think I'm gonna get it.'"

Often with Rivers, a play like this is just a byproduct of presnap preparation.

"First thing, and it's really one of my favorite things, is the protection part. Who everybody is blocking and where the pressure is coming from. Because if we can't get the ball off, it doesn't matter what you're doing out here. There wasn't a lot to this particular one." With only three defensive linemen on the field, "we had to decide, 'How do we want to treat this? Do you treat this like four downlinemen or like four downlinemen? [That decision] totally changes your calling, changes where you're zoning and where your man-blocking side and all that stuff is. So here, I go 'Oh shoot', if [LB No. 57, Damien Wilson] had No. 92 on his jersey, we wouldn't be having to communicate so much, right? (He'd just look like one of four downlinemen—pretty simple.) "But instead we had to make the call, 'Hey, 57 is down.'"

Then Rivers called running back Austin Ekeler into the formation so he could chip-block stud defensive end DeMarcus Lawrence.

I ask Rivers if a chip-block must always be built into the play as an option, or if he can just call for it once he sees things at the line of scrimmage.

"Oh, sure, you can call it yourself. I can say 'Hey, chip him and run your sneak route.' Or I may tell the tight end, 'Hey, give that defensive end a little bit on your way out.'"

It works because that tight end or running back is usually the checkdown option. It's O.K. if a checkdown receiver waits an extra second before releasing into his route because those routes only travel a short distance and don't often occur on a strict timing-and-rhythm schedule.

This understanding is part of why Rivers, along with Tom Brady, is the best checkdown passer in the NFL. That might seem small, but it's not. Checkdowns turn incompletions into gains—and sometimes substantial games.

"[Former coaches of Rivers] Cam Cameron and Norv Turner coached the heck out of that," says Rivers. "Both of them liked deep shots and chunk plays, but they always said, 'Tailback! Don't forget your tailback. Tailback!' That was ingrained in me early. It's a short throw, long run a lot of times."

"We played Baltimore a few years ago. Elvis Dumervil was there. We got to a point in the

game where [running back] Danny Woodhead just made sure he was on Dumervil's side wherever he was.

"It was funny. One time, Danny came over and Dumervil went to the other side. So Danny follows him back over to that side. Dumervil says to me, 'Can I just get one?' I said, 'No, all day you're gonna get chipped!'"

For the next play, we pull up another long completion against a two-deep safety look: Keenan Allen's 50-yard catch near the end of the Week 4 Eagles game.

"Keenan's so good at these in-cuts," Rivers says. "It's just a high-low. Hunter Henry's sitting here to [occupy linebacker Jordan Hicks], then we have the shallow route coming underneath Hicks. 'My eyes go on 23 [safety Rodney McLeod]. Is he gonna slough off here and make me throw the shallow route to Tyrell Williams? Or is he just driving on the in-breaking route? If he drives, you think, 'All right, I got room to lay this around him.'"

McLeod leaves his zone and drives so hard on Henry's route that he practically busts the coverage. Rivers waits and hits Allen on the wide-open in-breaker. "I like to complete these in-routes out wider than this normally. Because you're not quite sure what you got back in the secondary."

It looked like Quarters coverage (aka Cover 4), with each defensive back taking a fourth of the field, but McLeod's aggression suggests it may have been something else.

"So it's funny you say that because this coverage has gotten more popular in the last four of five years," Rivers explains. "We would call this 9-Buzz. For us, 9 means Cover 3 to the weak side." In other words, it starts out looking like Cover 4, with both safeties deep. But when the safety on the side away from the tight end rotates down, it becomes Cover 9.

"This coverage is coming in, a lot of teams are playing it," Rivers says. "Kansas City plays it, our guys play it. And it does have a Cover 4 element to it, especially if you run three vertical routes, because then McLeod is gonna stay deep to defend that. By moving, he's kind of that buzz safety as we call him. He kind of becomes a robber in there."

For the last play, I ask Rivers to choose between a deep completion to Tyrell Williams from earlier in the Eagles game or his red zone interception to safety Darian Thompson in Week 5 against the Giants.

"Oh, yeah. I threw it right to him," Rivers says. "Let's do that one."

We pull it up.

"So this is Cover 4. Going into the game we knew that they do that and it was just a matter of executing."

"We have to be aware of the backside safety [Landon Collins]. As the X-receiver [Tyrell Williams] is running the shallow, that safety now has no threat vertically. So now this safety knows, 'Gosh, I gotta help on Antonio Gates down the middle.' Whereas let's say Tyrell's running a corner route, that would hold Collins a little more. [Which means] Thompson may have to be a little more occupied by the tight end

who's caught 112 career touchdowns." Rivers points to Gates and smiles. "But Thompson feels his buddy Collins coming to get Gates, so Thompson can now fall off and take Keenan Allen."

I thought maybe the linebacker carrying Gates down the middle is what freed up Thompson. "Yes, he's carrying him, but he's dead to me," Rivers says. "This Mike linebacker's dead."

You would be comfortable throwing to Gates even with that linebacker smothering him?

"Oh, yeah. Oh, yeah. High and around in the back end zone. You like your chances on that."

We see Rivers throw for Allen and Thompson intercept it.

"This is just lack of execution on my part. Right now, I should be throwing to Williams. And this is the sort of thing we talk about; after the game, [offensive coordinator] Ken Whisenhunt and Shane Steichen, our quarterback coach, we said to each other, 'We should know when the backside safety is going to push over to help inside,' and we did know." To prevent Collins from helping over the middle, the Chargers could have kept Williams on some sort of vertical route on Collins's side of the field.

In Rivers's mind, Collins's tendency to help inside is as much about Collins as it is the Giants' scheme. "More than 'Oh, that's Cover 4 and that's 9-Buzz, or that's that,' it's about, 'How does this guy play it?"

"It's attacking specific opponents and getting a feel for their body language and their movements. Because some people will tell you 'Well, that concept wouldn't be good versus that coverage.' But you go, 'Yeah, but it's going to be good versus this GUY.' Because we know what he's seen, and he knows how we do it. So, gosh, let's set him up. Let's invite him to think, 'Here this comes. They really think they're gonna be able to throw this in here?'" Rivers smiles again. "We want you to think that."

Rayshawn Jenkins is not angry, and that is some kind of wonderful

*By Jeff Pearlman
The Athletic
August 14, 2018*

COSTA MESA, Calif.—When Rayshawn Jenkins was 12, he liked to walk house to house near his family's home in St. Petersburg, Fla., knock and see if anyone answered. Then, if no one did, he would lift back his leg and—BAM!—kick the door in. Young Rayshawn wasn't seeking out food or money. He wasn't trying to take someone's DVDs or CDs. He just thought it was fun. So he'd smash a door, move on to the next house, knock, smash that door. On and on.

Rayshawn also enjoyed lighting cherry bombs and throwing them through the open windows of the homes of people he didn't know. The explosions were electrifying. The screams were reaffirming. He equally dug coming up behind a stranger and smashing him (or her) in the back of the skull with an egg. Because, hey, who doesn't relish smashing people in the skull with eggs?

Mostly, Rayshawn liked fighting. No, he loved fighting. In the James Park Apartments where he grew up on the city's crime-infested south side, throwing punches was akin to breathing and walking. He'd wake every morning wondering, literally, "Who will I hit today?" And a solid 60 percent of the time, thoughts became reality.

Rayshawn punched tall kids. Short kids. Older kids. Younger kids. Bullies. Once, he ran home from a nearby basketball court to tell his mother, Terry Byrd, that two of his siblings were involved in a fight. Without so much as flinching, Terry — enraged that her boy dashed from violence — slipped on her sneakers and marched.

Rayshawn back to the scene. She stepped into the middle of a circle of onlookers and said, calmly but with purpose, "This is my son. He'll fight anyone here."

Rayshawn was 12 and smallish. An older kid, 13 or 14, walked to the center, fists up.

"He was much bigger," says Rayshawn. "I destroyed him."

If all this seems unusual or abnormal to you, it doesn't to Rayshawn Jenkins. Even now, sitting on the Los Angeles Chargers' practice field on a recent sunny afternoon in Southern California, the second-year free safety — as gracious and accommodating as any professional athlete you might encounter — looks dumbfounded when I mention that neither my dad nor mom ever beat the living shit out of me.

"Not with a belt?" he asks.

No.

"A paddle?"

No.

"Damn," he says.

"Damn."

This is not the Rayshawn Jenkins story that's supposed to be written.

That Rayshawn Jenkins story — the one repeatedly spun during his five years at the University of Miami, and now as a professional — is the simple-yet-fun saga of a successful football player with 17 (yes, seventeen) brothers and sisters. And, in the name of writer-reader transparency, it's the reason I initially came to Chargers camp two weeks ago, to talk to Los Angeles' gregarious defensive back about being raised in some sort of Brady Bunch carnival mirror. So I sat down across from Rayshawn and opened with, "Can you name all of your siblings in age order?"

"Of course," he replied, still wearing a blue jersey with No. 25 in white letters. Then, after a slight pause and a sip of water from a black bottle — "There's Shomira, Charles, Ashanti, Chaniece, Arkeith, me, Charlisa, Elise, Keyon, Shay, Jontae, Alexis, Jaleyah, Kevary, Ronald, Soraya, Caira and ... and um ... eh ... ah ... Camora! Yes, Camora!"

The stuff was irresistible, and it would be easy for a scribe to smile, nod, follow with two or three more questions ("What's your wackiest memory?"), then transition to

Philip Rivers or Joey Bosa or Jenkins' development as he approaches his sophomore season with the Chargers. That's pretty much what we do in 2018 — quick tales, neatly wrapped and ribboned into tweets. That's also how the NFL likes it. No mess. Just shiny helmets and smiling faces and big men signing autographs for their loyal, decked-out-in-\$40-team-T-shirt fans.

Only Rayshawn Jenkins' rags-to-riches story is messy. It's not the cute and snuggly saga of a boy growing up with his siblings in bunk beds, dressing as Warrick Dunn for Halloween and gathering around the Christmas tree to sing "Jingle Bells" as presents are passed from adult to child.

No.

Rayshawn Sharodd Jenkins was born on Jan. 25, 1994, at Bayfront Health St. Petersburg, a stone's throw from his parents' small home on Eighth Avenue. At the time, Charles Jenkins and Terry Byrd were living together — a young, unstable, sorta-kinda-not-really-in-love couple (he was 21, she was 20) who met a few years earlier at a nightclub. Charles arrived in the relationship with three children (son Charles, daughters Ashanti and Chaniece), and Terry already had a 2-year-old daughter, Shomira. Together, they produced a son, Arkeith, a year before Rayshawn arrived. "Look, I come from a big family," says Charles, who worked as a cook at a nearby Howard Johnson's. "My mom had three kids, my dad had nine kids. It's just how it went."

The product of an African-American father and Native American mother, Terry was known for walking here to there and there to here with a pronounced chip on her shoulder. At 5-foot-7 and 212 pounds, she was a stout woman with a murderous scowl, piercing brown eyes and a hair-trigger temper. She said little but emitted a warning that silently screamed Step off. One knew not to fuck with Terry Byrd. One knew not to think of fucking with Terry Byrd. "Never," says Rayshawn. "It wouldn't end well."

Nine months after Rayshawn's birth, Terry was arrested and charged with aggravated assault with a weapon. She did no jail time, had another child with Charles (daughter Charlisa), then was sentenced to three years at the Jefferson Correctional Institution following a 1996 arrest for aggravated battery with a deadly weapon. Though Terry declined to speak with The Athletic, her family members confirm the arrest had to do with stabbing someone with a knife. "She's crazy," says Charles. "I've got like four cuts on me from her."

Terry delivered the couple's fourth child, a girl named Elise, as inmate No. 548169. During the incarceration, Rayshawn's parents ended their relationship, and the children split their time living with their father and an aunt and uncle. Then, when Terry was released on March 3, 1999, they moved with her to a small unit within James Park, a Section 8 community of approximately 150 apartments that was overrun by drugs and violence. She found a job doing telemarketing, and her five children, well ...

"We lived unusual lives," says Elise.

According to Rayshawn, he and his siblings slept on the floor and survived largely on a diet of hot dogs, instant ramen and macaroni and cheese. He insists that

Terry wasn't a purposefully bad mother, rather a young and immature woman on her own trying to steer her children through a rough-and-tumble world. "Mom," he insists, "did what she knew." That's why, he says, she would regularly punch, kick and whip her offspring. Elise says her mother gave her "at least" six black eyes. Charlisa says she still has blank patches on her scalp from the swaths of hair Terry ripped out in moments of rage. In certain circumstances, Terry would have her children lie down, then — in shoes — stand on top of them. To inflict pain. "I don't care what words people rely on," says Charlisa. "It wasn't tough love. It was child abuse." Rayshawn says his mother would use one of three items to batter him and his brother and sisters — a switch, a broom or an extension cord. (Charlisa adds that, on occasion, she would also utilize the plastic rod from the window blinds.) "It wasn't like we could make the choice," he says. "She decided."

If Terry found out Rayshawn misbehaved, she liked to — he recalls — wait it out. He might come home from school, tiptoeing through the front door in anticipation of viciousness. Instead, haunting silence. Inevitably, after a few hours passed, he would slip into the bathroom for an evening shower. "Midway through Mom comes in, holding the extension cord," he says. "She's in there with the cord. You're wet, completely naked, and she's swinging away. It hurts so much more. And your skin is breaking. And she's hitting you hard."

One might think these stories are told through tears or gritted teeth. They are not. As he speaks, Rayshawn is laughing, giggling. So is Elise, now 21 and an amateur boxer. It's sort of weird and sort of confusing, and neither seems to understand the optics. "If I was hit, I deserved to be hit," Rayshawn says. "I caused it. I wasn't listening." They are basking in the sun following another Chargers practice, two young, good-looking, inquisitive and intelligent siblings spinning yarns as if they were glorious sagas of long-ago trophies and chocolate cake. Perhaps this is the byproduct of time elapsed and life working out. Perhaps, as Charlisa suggests via phone from Hampton University, where she is a senior sociology major and member of the women's basketball team, it's more suppressed memories. Whatever the case, the juxtaposition of past nightmare and modern joy is a peculiar one. "You can't let things consume you," Elise says. "We all have our histories. The best you can do is try and learn, right?"

Between the ages of 6 and 12, Rayshawn attended six elementary schools. Twice, he was kicked out for throwing desks at his teachers. A third time, he was booted for fighting. He is asked why he was so angry, and he shrugs. Literally, the braids atop his head do a slight wiggle as Rayshawn Jenkins' shoulders shrug. "It's just all I knew," he says.

Oftentimes, in the corners of James Park, he and his siblings brawled side by side with their mother. "She would hit the other mom," Rayshawn says. "We'd take out the lady's kids." On three different occasions, he and his siblings were removed from Terry's watch and moved to foster care. On three different occasions, Rayshawn Jenkins was picked up by the police for fleeing.

"We had this fantasy," Rayshawn recalls. "There was a small fan that you'd plug into the wall. We'd put it on the back of a shopping cart and we imagined the fan would blow the

shopping cart and we'd be in it. The fan would somehow blow us away."

He was 8 when he discovered football.

Rayshawn Jenkins had moved across town to live with his dad, who could either be found working as a cook at Eckerd College, volunteering as a local football coach or procreating. By now, Charles had fathered four additional offspring (he has 14 total children by nine women), but he saw something unique in Rayshawn.

"His mom kept him isolated in the apartment, so he hadn't done sports," he says. "But when you put Rayshawn on a field he would run and run and run. Fast."

Gary Roland, Charles' former classmate at Boca Ciega High, was the head coach of the Silver Raiders, a football program for 8- to 10-year-olds in the Pinellas Youth Football League. He remembers the initial sight of little Rayshawn, scraggly and long-limbed, standing atop the grass at Coquina Key Park. Roland had his operation down — at the start of the season, before even touching a football, the kids needed to learn discipline. So he'd have them line up into a straight line, then do it again. And again. "It takes forever," he says, laughing.

Once the task was completed, Roland ordered the youngsters to bear crawl from line to fence. And that's when it hit him. "Rayshawn bear crawled faster than people run," he says. "I was shocked. Shocked! I'd never seen anything like it." Roland pulled the boy aside and asked how he learned to move with such velocity. Sixteen years later, the reply sticks with him. "My mom," he said, "doesn't allow us to run in the house."

In his two years with the Silver Raiders, Rayshawn went from sports ignoramus to a bolt of electricity. He could throw the ball like a bullet. He could dash like a small Billy Sims. His hands were cushions, and he hit with pulverizing brutality. Little did Roland know, he was coaching a Who's Who of future standouts. Along with Rayshawn, the Silver Raider roster included Shaquon and Shaquill Griffin (both now with the Seattle Seahawks), David Jones (a defensive back recently cut by the Patriots), Michael Clark (the recently retired Packers wide receiver), Isaiah Wynn (a Patriots offensive lineman) and Marquez Valdes-Scantling (a Packers wide receiver). "The team was ridiculous," Roland says. "We were stacked."

Jenkins didn't merely enjoy football. He craved it, dreamed of it, lived for it. Once, in the days leading up to a game, Rayshawn got in trouble at school, and Charles gave him a choice — miss kickoff or take a butt whupping. Without so much as a pause, Rayshawn took the butt whupping. "I had to play," he says.

When Rayshawn aged out of the Silver Raiders, he transitioned to the Lakewood Junior Spartans, another youth team also coached by Roland. The field was a place where the forbidden violence of the real world could be substituted with the approved violence of a game. No one was jumping you on a football field or whipping you with an extension cord. There were no knives or switches. On the football field, Rayshawn wasn't fighting for a bed (as he had done at his father's house) or apprehensively turning the corner of a street, half expecting to be punched in the face. It was a place of positive reinforcement where people

(gasp!) actually cheered you. "Many of these kids just heard how bad they were — over and over," says Roland. "That's toxic. They needed to know they were succeeding." Roland regularly picked Rayshawn up for practice, then drove him home afterward. On multiple occasions, Rayshawn reached his father's house, opened the car door and began to cry. "I love my dad," he says. "But it was just ... everything. Football was my escape from life."

In a perfect world, Jenkins' embrace of football would coincide with a dropoff in day-to-day violence. He did not, however, reside in a perfect world. He lived with his father for a year, then returned to James Park apartment J1 to be with his mother from ages 9 through 14. He continued to find himself fighting at the bus stop, fighting in the hallways of Riviera Middle School. Looking back, he says his biggest problem was an unwillingness to let things roll off his shoulders. Jenkins hated being reprimanded or embarrassed. He viewed both as affronts to his still-in-development manhood and routinely snapped without pause. His mother had never been one to turn the other cheek and, Elise says, "Rayshawn is a lot of our mom. That intensity."

Perhaps that's why he roamed the neighborhood, busting in doors. ("I still don't understand why," he says. "Why would you break someone's door? I was just bad. It's embarrassing."). And perhaps that explains the cherry bombs ("One time a cop caught me about to throw one," he recalls. "He came up from behind and said, 'Stop or I'll taze you.' The officer put me in the back of his car, talked to me and let me go."). Jenkins was lashing out at a society he didn't understand; football was the lone refuge from an ever-mounting wave of hopelessness. Though his family is one of the largest in St. Petersburg (a local newspaper once did a feature on the sheer volume of Jenkinsees walking the earth), no one had ever attended college. Most failed to graduate from high school. Everywhere he looked, Rayshawn saw people either turning toward crime or standing behind the counter at a local McDonald's, listlessly flipping burgers and filling cups with Coca-Cola. "You have to understand, we never thought there was anything after high school," says Elise. "Because in the hood there's nowhere to go and nobody going there."

Then, the military called.

Not the military, per se.

Military school.

In 2006, Admiral Farragut Academy, a self-professed "military style school" in St. Petersburg, hired Roland to serve as an assistant to Chris Miller, the head football coach whose teams had failed to win a game in two years. Roland says he accepted the position on the condition that he could bring some of his players with him. They would need financial assistance, of course, and Farragut was willing.

Roland will never forget the sheer fish-out-of-water preposterousness of Jenkins' initial visit to the sprawling campus. The school maintains an enrolled population of approximately 450 students, nearly all white. Uniforms are required. Orders are given. When Rayshawn arrived, he sported multiple tattoos and braids

that hung to his mid-chest. He didn't want to be there; sure as hell didn't want to cut his hair (as the school would require).

And yet ...

"It was a real opportunity," he says. "Even I could see that."

Hair reduced to a buzz cut, Rayshawn moved back in with his dad at the start of ninth grade (although Charles has fathered 14 children, the majority lived with their mothers), and the 25-minute drive to Farragut was akin to ditching a Motel 6 for the Ritz-Carlton. Jenkins had never seen anything like Farragut. Kids pulling up in Porsches and Maseratis, talking about their summer trips to London and Paris, about their internships. "I hadn't even left the state," he says. "I barely knew you could leave the state." At Farragut, nobody was waiting to beat you up. Bushes and trees were manicured. Pathways were sparkling clean. On one of his first days, however, a classmate referred to him as a "n—", and — Rayshawn being Rayshawn — he proceeded to punch the offender in the nose and knock him out. What ensued was a lengthy meeting with Jenkins, Roland and a school administrator, who said that while he empathized with Rayshawn's plight, he couldn't expel every student who uttered the n-word.

"Why is that?" Roland asked, his emotions boiling over with rage.

"Because," he was told, "the African-American students use it more than anyone."

Hmm.

"I had been ready to go to war," Roland recalls. "But I thought he made a great point, and the word was abolished from the school for everyone."

For the first time, Rayshawn found himself surrounded by serious people doing serious work. While he was an eighth-grader at Riviera Middle School, a student threw another student in front of a moving bus — and it was barely news. At Farragut, teachers were supportive and engaged. Classmates had big plans — college, grad school, careers. During his sophomore year, he went on a weeklong class ski trip to Squaw Valley in California's Sierra Nevada mountains. It was his first time on an airplane, as well as his first time on skis. Both were loves at first sight. "I've skied four times since," he says. "That's how much I liked it."

Always known to be smart and inquisitive, Rayshawn was an A and B student. He embraced the structure and discipline. It felt special. Righteous. Before long he wasn't merely the best athlete on campus, but one of the more popular students. It's amazing what can happen when a young man isn't always on guard. "One thing I can tell you is no one ever questioned his intelligence," says Roland. "That's a legitimately intelligent person."

A member of the Blue Jackets' track and football teams, Jenkins emerged as one of the region's elite athletes. As a senior in 2011, he won state titles in the 100- and 300-meter hurdles, then was named the Tampa Bay Times' Offensive Player of the Year. Despite missing six games with a fractured rib, he ran for 994 yards, including 714 in four playoff games. In an opening-round contest against

Fort Myers Evangelical Christian, Jenkins rushed for a school-record 356 yards. He played every imaginable position — quarterback, halfback, wide receiver, defensive back — and the team reached the Class 2A state championship game.

Yet despite the success, and despite the myriad scholarship offers, he still needed ... something. The pull of the streets is strong and, often, unforgiving. Jenkins wanted to succeed. But coming from a world where that wasn't defined in the clichéd terms (white-collar job, grassy yard surrounding a house, nice automobile), what did it all mean?

Then, an answer. In the late months of 2011, Jenkins received a text message from his cousin, Carl Lee Martin. Just 15 at the time, Carl was a regular participant in a basketball-and-faith outreach program at the nearby Campbell Park Recreation Center. Yet, like many in the area, he couldn't fully avoid trouble, and he had recently been charged with robbery. While the case was dropped, Martin appeared shaken. He had watched his cousin's athletic successes with tremendous pride and told Rayshawn — via DM — that his glory inspired him to aim higher.

"I still have the message in my inbox," Jenkins says. "He said he wanted to be like me. That he wanted to go to college, get out of the hood and do better. I know he meant it."

On the night of Dec. 22, Martin and five friends stole a minivan and drove it toward St. Pete Beach. En route, Montray Lovett, 18, accidentally fired a .40-caliber handgun from the back seat and hit Martin in the torso. Police were called, and when they arrived in an alley behind 626 23rd Ave., Martin's body lay lifeless, slumped over a back seat inside the vehicle.

Upon receiving the news of his cousin's passing, Jenkins broke down. Sure, young death was something you heard about in the hood. But it had never directly impacted Rayshawn. Certainly had never touched his family.

"It's different when it happens to someone you're close with," he says. "It opens your eyes. It awakens you."

You need to meet the girlfriend.

Everyone insists on this. Meet the girlfriend, and you'll understand who the man has become. Meet the girlfriend and you'll understand the sense of tranquility.

So I met the girlfriend.

And they're right.

Emily Lillard, at first glance, seems to be everything Rayshawn Jenkins is not. Beyond the physically obvious (she's white and blonde) are the geographically and socially obvious. Namely, Lillard hails from Overland Park, Kansas (motto: "Above and Beyond, by Design"), and was raised by parents who expected their daughter to attend college, just as they had. "If you don't graduate, it's weird to them," says Rayshawn. "It's what you do."

The two arrived at the University of Miami in 2012 — Rayshawn as a highly touted incoming freshman football player, Emily as a sophomore transfer from the

University of Arkansas, where she starred as a goaltender on the women's soccer team. At first, it was a friendship. Then a close friendship. Then romance. Jenkins and Lillard bonded as athletes (Emily was one of America's top netminders in her three years as a Hurricane), as well as athletes with quick triggers. During his first two semesters at Miami, Rayshawn was assigned an anger management therapist by the coaching staff. They would meet three times per week for hour-long sessions — "Just to talk and work things out," he says. "I hated it." Like Rayshawn, Emily fought to control her temper. "I used to be a very angry person," she says. "We needed to calm down."

They helped each other by, in large part, being there for each other. People tended to judge Rayshawn by his looks (the braids, the tattoos) and past reputation. They saw him on the field — punishing tackler, endless trash talk — and presumed the worst. Emily, though, believed that beyond the scowl and hardened exterior was a gentle soul itching to express himself. That impression was reinforced during never-ending dialogues. For the first time, Jenkins was trusting another person with his feelings. He could talk to Emily and not feel judged. He wasn't embarrassed in front of her. He didn't worry about being ridiculed. "Rayshawn wants to be a good person in every situation," she says. "He's actually very quiet and caring. You just had to look for it."

As had been the case at Farragut, Jenkins had to adjust to Miami. And vice versa. The Hurricanes were coached by Al Golden, and at times the staff judged their young safety to be lazy and irrational. "He was always a good kid, a smart kid," says Paul Williams, the former Miami defensive backs coach who now holds the same position at Houston. "But you have to remember, kids from the hood aren't used to the environment. They're thrown into something so new and so different. To expect them to just adjust is crazy. They need time. Rayshawn needed time."

Jenkins started 12 games at safety as a sophomore, redshirted the next year with a back injury, then morphed as a junior and senior into one of America's elite defensive backs. He wore uniform No. 26 in honor of Sean Taylor, the former Hurricanes safety who had been shot and killed in 2007, and in many ways, he played like him. Yes, Jenkins was a pulverizing hitter. But he was also the quickest study in the room. When a coach explained something once, it never had to be said again.

If one moment exemplifies the man he became, it took place in the leadup to his final year with the Hurricanes. Golden had been fired and replaced by Mark Richt, and many within the program wondered how the perceived-to-be-volatile safety would respond to new voices, new directives.

During a defensive team meeting, Ephraim Banda, the first-year safeties coach, called Jenkins out in front of the entire room. He tore into Jenkins' technique, his body language, his approach. "You need to do better!" Banda said. "I don't like what I'm seeing!"

Afterward, the safety tapped the coach on the shoulder.

"Thank you," Jenkins said, smiling. "I needed to hear that."

We are sitting by a pool at the Marriott in Irvine — the Chargers' training camp hotel. It's a gorgeous evening. Soft breeze. Palm trees billowing in the wind. Every afternoon a maid comes to clean his room. The pillow is white and soft. The television is a flat screen.

Again — Rayshawn Jenkins is eating shrimp.

He thinks about this all the time; about the journey and the improbability. "Every morning I pray," he says. "For everything that's happened."

When the Chargers used a fourth-round pick on him in the 2017 draft, many friends and family members were overcome by emotion. His dad, who never cries, cried. His siblings, who have too few reasons to beam, beamed. The outpouring of love wasn't specifically about NFL paychecks or televised glory. No, it was about a kid from the projects of St. Petersburg defying every possible odd to make it. It was about changing the path for his 12 younger siblings, who had tangible proof that hard work and doggedness could equal success.

"He was the first to go to college, and you better believe that inspired me to go to college, too," says Charlisa, one of seven siblings who followed Rayshawn to Farragut. "I don't know how many people can fully understand what we've gone through. It was ugly. But he's rearranged the future for us."

When practices end, Jenkins heads down Southern California to a home he shares with Emily, their 2-year-old son, Ace, and a pit bull, Nike. Rayshawn, Emily says, is the most playful father you will ever see — loving and engaged and uniquely positive. "If someone is the discipliner," she laughs, "it's me."

On the one hand, Rayshawn never forgets the lessons of his childhood. The sound of an extension cord tearing into moist flesh is not an echo that fades easily. And yet, he is not haunted by the past. He talks with both of his parents semi-regularly. He holds no grudges. Doesn't even see a reason to hold a grudge.

Rayshawn Jenkins is eating shrimp and playing professional football.

He is anything but angry.

Competing is a family trait for Miami Hurricanes' Rayshawn Jenkins

*By Manny Navarro
Miami Herald
April 3, 2013 at 12:01 am*

With a father who is a Hurricanes legend and two older brothers who played college football, fifth-year senior safety A.J. Highsmith knows it's not easy to grab the spotlight among a family of talented athletes.

So he doesn't envy the position teammate Rayshawn Jenkins is in. The sophomore safety out of St. Petersburg comes from a family of 16 children — more than a few of whom are budding young sports stars themselves.

"I come from a family of five, and I don't even think I have 16 friends," Highsmith joked after a recent spring practice.

"I'm pretty sure that's where he got that hunger to compete. Being one of 16 you've got no choice."

Charles Jenkins, father to Rayshawn and 12 of his other siblings, has two sons playing high school football; a daughter, Charlisa, a 6-1 sophomore forward who was among the leading scorers in Pinellas County this past season; and a 10-year-old son Kevary, who scored 30 touchdowns last season in Pop Warner football.

But Rayshawn, who once shared a room with three brothers (he said they alternated daily who would sleep on the bed and who would sleep on the floor), is the biggest family star at the moment. And once you get Mr. Jenkins talking about his fourth child, he doesn't stop until he talks about the talents of all his children.

"My daughter is a good one — she's going down with her AAU team to Miami. Hopefully she gets to meet [UM women's basketball coach] Katie Meier," said Jenkins, who runs a tattoo shop and a T-shirt business that has contracts with many of the high schools in the Tampa-St. Pete area — just enough income, he says, to feed and care for all of his kids.

"[UM offensive line coach] Art Kehoe already gave my 10-year-old his business card and told him he'd be back for him soon. He's just like Rayshawn was growing up — a do-it-all threat and a good student, too. For me, it's all about raising these kids, keeping them out of trouble and giving them hope."

Rayshawn, a state champion hurdler who played offense, defense and special teams at tiny Admiral Farragut Academy when he was in high school, is the one providing the example to his siblings that with hard work dreams can come true, his father said.

After coming on late in the season last year and finishing with 27 tackles and an interception (at USF in front of his family and friends).

Jenkins, 6-1, 215 pounds, has continued to run with the first team during the spring alongside Highsmith and fellow sophomore Deon Bush and impressed coaches with his continued growth.

Jenkins, who gave up a 99-yard touchdown pass in the season-ending win over Duke because he had a miscommunication with cornerback Brandon McGee, said his goal this spring has been making sure he's in the right spot all the time.

"I got myself better conditioned so we won't be that team that dies out in the fourth quarter," Jenkins said. "I'm working on breaks, getting smarter at the game. I'm glad I played last year because I really know what to expect. As far as coming out and tackling and reading certain formations, I can do that."

Jenkins wasn't wearing a black jersey — designated for starters/team leaders during practice Tuesday. But he and Bush have worn them at times during camp according to defensive backs coach Paul Williams, who adds "Rayshawn has got the tools, the traits, but we got to clean his game up as far as running the show, being more consistent."

In addition to packing on 15 pounds of muscle in the offseason, Jenkins has also increased his bench press “40 to 50 pounds” and is now lifting 325 pounds regularly. He said when he and his teammates were tested with the Combine weight of 225 pounds he produced 17 reps, a vast improvement from his freshman year and currently tops among the defensive backs. Jenkins’ squat numbers have also gone up 40 pounds to 390.

Last year Jenkins ran the 40-yard dash in 4.51 seconds. Jenkins said he expects to be faster — even with the added weight — when he’s tested again after the spring.

“Very gifted raw talent,” UM coach Al Golden said of Jenkins. “He’s an explosive player that can play big.”

Jenkins also changed another number this spring — his jersey — from 29 to 26, the number once worn by the late great Sean Taylor.

“He always admired Sean Taylor and the work he put in,” Charles Jenkins said. “Rayshawn told me when that number came open this season he wanted it because he wanted to make it great again.”

Highsmith said he believes Jenkins can be special once he puts it together.

“It’s a lot to live up to,” Highsmith said of wearing Taylor’s number. “But he knows what goes into it, and I think he can hold his own. Before, you had to wonder if Rayshawn was going to be in the right spot to make the plays. Now he understands where to be and where to fit to make the play. It’s just a matter of time with him.”