



BOLT UP
los angeles chargers football



GAME RELEASE



vs.



WEEK 13 | SUN. DEC. 1 | 10:00 AM PT

GAME RELEASE

213.719.6600 | Chargers.com | @Chargers



Josh.Rupprecht@Chargers.NFL.com | Jennifer.Rojas@Chargers.NFL.com

Lauren.Georgeson@Chargers.NFL.com | Brock.Anderson@Chargers.NFL.com

Leonie.Strehl@Chargers.NFL.com | Ricky.Martinez@Chargers.NFL.com

CHARGERS HEAD TO ATLANTA

The Los Angeles Chargers begin the year's final month in Atlanta against the Falcons. The Week 13 bout from Mercedes-Benz Stadium kicks off at 10:00 a.m. PT on Sun., Dec. 1. Kevin Harlan, Trent Green and Melanie Collins have the call on CBS, while Matt "Money" Smith, Daniel Jeremiah and Shannon Farren will broadcast on the Chargers Radio Network airwaves on ALT FM-98.7 as well as on SiriusXM 139 or 381 and on the SiriusXM app. Adrian Garcia-Marquez and Francisco Pinto will present the game in Spanish on Que Buena Los Angeles.

The Bolts have won each of the past three matchups against Atlanta by three points, including one in 2022 that saw kicker **Cameron Dicker** make a game-winning kick as time expired, earning him AFC Special Teams Player of the Week honors. Nine of the 12 games in series history were decided by one score.

Los Angeles enters the contest with a 7-4 record, led by quarterback **Justin Herbert**, who has thrown for 2,404 yards and 13 touchdowns with just one interception, while also adding a pair of rushing touchdowns. Rookie wide receiver **Ladd McConkey** leads the team in receptions (49) and receiving yards (698), while wide receiver **Quentin Johnston** paces the unit with six touchdown grabs. The rushing attack is led by running back **J.K. Dobbins**, who has 766 yards and eight touchdowns on the year. Defensively, the Bolts feature seven players with multiple sacks, including outside linebacker **Tuli Tuipulotu's** team-high seven sacks.

Atlanta's offense features quarterback Kirk Cousins, who has 2,807 yards and 17 touchdowns on the season. The unit showcases five different receivers with at least 350 yards on the year, including a pair of players with 700 yards each. On the ground, running back Bijan Robinson has 783 yards and six rushing scores.

The Bolts remain on the road in Week 14, facing off with AFC-West Rival Kansas City on Sunday Night Football. Kickoff from GEHA Field at Arrowhead Stadium on Sun., Dec. 8, is slated for 5:20 p.m. PT.

BY THE NUMBERS

15.9 The Los Angeles defense is the top scoring unit in football, allowing just 15.9 points per game through the first 12 weeks of the season.

10 LB Daiyan Henley has recorded 10 or more tackles in each of the last five games, the longest streak by a Charger since the turn of the century.

13.0 QB Justin Herbert has thrown 13 touchdowns to just one interception this season, giving him a touchdown-to-interception ratio of 13.0, which ties for the third-best ratio in a single season in NFL history among qualifying passers.

ON THE CALL

TELEVISION: CBS

Play-by-play: Kevin Harlan

Analyst: Trent Green

Sideline: Melanie Collins

CHARGERS RADIO: ALT FM-98.7

Play-by-play: Matt "Money" Smith

Analyst: Daniel Jeremiah

Sideline: Shannon Farren

NATIONAL RADIO: ESPN

Play-by-play: Steve Levy

Analyst: Harry Douglas

Sideline: Jeff Darlington

SPANISH RADIO: QUE BUENA

LOS ANGELES (FM-105.5/94.3)

Play-by-play: Adrian Garcia-Marquez

Analyst: Francisco Pinto

CHARGERS MOBILE APP: Official team news, full game stats and live press conferences are available on the Chargers mobile app. For more details, visit Chargers.com/app.

2024 CHARGERS SCHEDULE

PRESEASON (1-2)

Wk	Date	Opponent	TV	Result
1	Sat., Aug. 10	SEATTLE	CBS LA	L, 16-3
2	Sat., Aug. 17	L.A. RAMS	CBS LA	L, 13-9
3	Sat., Aug. 24	at Dallas	CBS LA	W, 26-19

REGULAR SEASON (7-4)

Wk	Date	Opponent	TV	Time*/Res.
1	Sun., Sept. 8	LAS VEGAS	CBS	W, 22-10
2	Sun., Sept. 15	at Carolina	CBS	W, 26-3
3	Sun., Sept. 22	at Pittsburgh	CBS	L, 20-10
4	Sun., Sept. 29	KANSAS CITY	CBS	L, 17-10
5	—	BYE	—	—
6	Sun., Oct. 13	at Denver	CBS	W, 23-16
7	Mon., Oct. 21	at Arizona	ESPN+	L, 17-15
8	Sun., Oct. 27	NEW ORLEANS	FOX	W, 26-8
9	Sun., Nov. 3	at Cleveland	CBS	W, 27-10
10	Sun., Nov. 10	TENNESSEE	FOX	W, 27-17
11	Sun., Nov. 17	CINCINNATI	NBC	W, 34-27
12	Mon., Nov. 25	BALTIMORE	ESPN	L, 30-23
13	Sun., Dec. 1	at Atlanta	CBS	10:00 a.m.
14	Sun., Dec. 8	at Kansas City	NBC	5:20 p.m.
15	Sun., Dec. 15	TAMPA BAY	FOX	1:25 p.m.
16	Thurs., Dec. 19	DENVER	PRIME	5:15 p.m.
17	TBD	at New England	TBD	TBD
18	TBD	at Las Vegas	TBD	TBD

*All Times Pacific

HOME GAMES IN CAPS

2024 AFC WEST STANDINGS

Team	W	L	T	Pct.	PF	PA
Kansas City	10	1	0	.909	270	218
L.A. Chargers	7	4	0	.636	243	175
Denver	7	5	0	.583	264	202
Las Vegas	2	9	0	.182	206	314

RELEASE INDEX

Content	Page	Content	Page
The 2024 Schedule	2	Joey Bosa Notes	24
Falcons Series History.	3	Tuli Tuipulotu Notes	26
The Matchup.	4	Cameron Dicker Notes	27
Connections	6	Other Player Notes	29
Assistant Coaches	7	Career Stats vs. Falcons	32
Team Notes.	8	2024 Stats	36
Justin Herbert Notes.	10	Game Summaries.	38
J.K. Dobbins Notes	18	Rosters & Transactions.	44
Derwin James Jr. Notes	20	Media Information.	53
Khalil Mack Notes	21		

BREAKING DOWN THE 2024 SCHEDULE

SERIES BREAKDOWN	2024 RECORD	NOTES
 <p>ALL-TIME: 59-68-2 HOME: 31-33-1 AWAY: 28-35-1 LAST: W, 22-10 – 2024 vs. Raiders</p>	<p>OVERALL: 2-9-0 HOME: 1-4-0 AWAY: 1-5-0 STANDING: 4th AFC West</p>	<p>The Chargers have won 15 of the past 21 home contests against the Raiders and defeated the Raiders in 12 of the last 20 road games. Los Angeles beat the Raiders at SoFi Stadium last season behind Khalil Mack's single-game franchise-record six sacks.</p>
 <p>ALL-TIME: 2-6-0 HOME: 0-4-0 AWAY: 2-2-0 LAST: W, 26-3 – 2024 at Panthers</p>	<p>OVERALL: 3-8-0 HOME: 2-4-0 AWAY: 1-4-0 STANDING: 4th NFC South</p>	<p>Los Angeles heads to Carolina to play the Panthers for just the fourth time in history and first since 2016. In the last matchup, a home game against Carolina in 2020, Justin Herbert made his second career start and threw for 330 yards, becoming the third player in NFL history to top 300 passing yards in each of his first two career starts.</p>
 <p>ALL-TIME: 9-24-0 HOME: 7-9-0 AWAY: 2-15-0 LAST: L, 20-10 – 2024 at Steelers</p>	<p>OVERALL: 8-3-0 HOME: 4-1-0 AWAY: 4-2-0 STANDING: 1st AFC North</p>	<p>The Bolts have won three of the last five bouts in the series, including the 2021 <i>Sunday Night Football</i> come-from-behind victory at home by four points where Justin Herbert become the first player in NFL history to throw for 350 yards and run for 90 in the same game.</p>
 <p>ALL-TIME: 57-70-1 HOME: 31-32-1 AWAY: 26-38-0 LAST: L, 17-10 – 2024 vs. Chiefs</p>	<p>OVERALL: 10-1-0 HOME: 5-0-0 AWAY: 5-1-0 STANDING: 1st AFC West</p>	<p>The Chargers have an all-time regular-season home record against the Chiefs of 31-31-1, with the last five matchups being decided by one score. The Chargers have won two of the last four road games against the Chiefs, including back-to-back wins in 2020 and 2021.</p>
 <p>ALL-TIME: 56-72-1 HOME: 37-27-0 AWAY: 19-45-1 LAST: W, 23-16 – 2024 at Broncos</p>	<p>OVERALL: 7-5-0 HOME: 3-2-0 AWAY: 4-3-0 STANDING: 3rd AFC West</p>	<p>The Bolts hold a 37-27 regular-season home record against the Broncos. In the 2022 home game on <i>Monday Night Football</i>, Los Angeles beat Denver in overtime, 19-16. 11 of the last 14 matchups in the Mile High City have been decided by one score, including six of them by less than seven points.</p>
 <p>ALL-TIME: 11-5-0 HOME: 7-1-0 AWAY: 4-4-0 LAST: L, 17-15 – 2024 at Cardinals</p>	<p>OVERALL: 6-5-0 HOME: 4-2-0 AWAY: 2-3-0 STANDING: 2nd NFC West</p>	<p>The Chargers hold a 11-4 (.733) all-time advantage against Arizona. Los Angeles has won five of the last six games, including a 25-24 come-from-behind victory in 2022. The Week 7 matchup marks the third-ever Monday night contest between the teams and the first since 2014.</p>
 <p>ALL-TIME: 8-6-0 HOME: 4-3-0 AWAY: 4-3-0 LAST: W, 26-8 – 2024 vs. Saints</p>	<p>OVERALL: 4-7-0 HOME: 3-3-0 AWAY: 1-4-0 STANDING: 3rd NFC South</p>	<p>The Chargers face the Saints for the 14th time in history, boasting a 7-6 all-time advantage. Typically high-scoring affairs, Los Angeles has eclipsed 25 points in five of the last six games. The late October matchup is the first home game for the Chargers between the teams since 2016.</p>
 <p>ALL-TIME: 20-9-1 HOME: 9-4-0 AWAY: 11-5-1 LAST: W, 27-10 – 2024 at Browns</p>	<p>OVERALL: 3-8-0 HOME: 2-4-0 AWAY: 1-4-0 STANDING: 4th AFC North</p>	<p>Winners of 14 of the last 18 matchups with Cleveland, the Chargers hold a 19-9-1 advantage in the regular-season series against the Browns. Los Angeles won the last matchup in Cleveland in 2022, 30-28, and is undefeated in all 14 games in the series when scoring 25 points.</p>
 <p>ALL-TIME: 29-16-1 HOME: 20-3-1 AWAY: 9-13-0 LAST: W, 27-17 – 2024 vs. Titans</p>	<p>OVERALL: 3-8-0 HOME: 1-4-0 AWAY: 2-4-0 STANDING: 3rd AFC South</p>	<p>The Chargers are 28-16-1 (0.636) against the former AFL West rival. Los Angeles has won 11 of the past 14 games overall, eight straight as the home team. In the eight-straight home wins, the Bolts average 30.8 points and 401.3 net yards per game.</p>
 <p>ALL-TIME: 22-14-0 HOME: 11-7-0 AWAY: 11-7-0 LAST: W, 34-27 – 2024 vs. Bengals</p>	<p>OVERALL: 4-7-0 HOME: 1-4-0 AWAY: 3-3-0 STANDING: 3rd AFC North</p>	<p>The game will be the first home matchup for the Chargers against the Bengals since a 26-21 victory in 2018. The Bolts have won three-straight games against Cincinnati, including a 19-point victory in 2021 that saw Justin Herbert throw for 317 yards and three touchdowns, registering a 118.4 passer rating.</p>
 <p>ALL-TIME: 5-10-0 HOME: 4-6-0 AWAY: 1-4-0 LAST: L, 30-23 – 2024 vs. Ravens</p>	<p>OVERALL: 8-4-0 HOME: 4-1-0 AWAY: 4-3-0 STANDING: 2nd AFC North</p>	<p>The Chargers host the Ravens for the second-straight season, this time featuring brothers at the helm — Los Angeles Head Coach Jim Harbaugh and Baltimore Head Coach John Harbaugh. Last year, the Chargers and Ravens were also on primetime, squaring off on <i>Sunday Night Football</i>.</p>
 <p>ALL-TIME: 4-8-0 HOME: 1-6-0 AWAY: 3-2-0 LAST: W, 20-17 – 2022 at Falcons</p>	<p>OVERALL: 6-5-0 HOME: 3-3-0 AWAY: 3-2-0 STANDING: 1st NFC South</p>	<p>The Bolts have won each of the past three matchups against Atlanta by three points, including one in 2022 that saw Cameron Dicker make a game-winning kick as time expired, earning him AFC Special Teams Player of the Week honors. Nine of the 12 games in series history were decided by one score.</p>
 <p>ALL-TIME: 8-4-0 HOME: 3-2-0 AWAY: 5-2-0 LAST: L, 38-31 – 2020 at Buccaneers</p>	<p>OVERALL: 5-6-0 HOME: 2-4-0 AWAY: 3-2-0 STANDING: 2nd NFC South</p>	<p>With a regular-season record of 8-4 (.667) against the Buccaneers, the Bolts host Tampa Bay for the first time since 2016. Four of the past six games between the teams have been decided by one score. In the all-time series, the Chargers are 5-1 when scoring 25-plus points.</p>
 <p>ALL-TIME: 15-24-2 HOME: 6-12-1 AWAY: 10-12-1 LAST: W, 6-0 – 2023 at Patriots</p>	<p>OVERALL: 3-9-0 HOME: 1-4-0 AWAY: 2-5-0 STANDING: 4th AFC East</p>	<p>Los Angeles heads to New England for second-straight season, winning 6-0 last year for the team's first shutout since 2017. The Patriots hold a 24-15-2 advantage in the all-time series, with five of the last seven matchups having been decided by less than 10 points.</p>

CHARGERS-FALCONS SERIES HISTORY

SERIES BREAKDOWN

All-Time Series Record	4-8 (.333)
Regular Season Series Record	4-8 (.333)
Chargers All-Time at Falcons	3-2 (.600)
Current Streak	W, Three (3) games
Last Meeting	Nov. 6, 2022 at Atl. – W, 20-17
Longest Chargers Win Streak	Three (3) games (2016-Pres.)
Longest Falcons Win Streak	Six (6) games (1991-2012)
Head Coach Jim Harbaugh vs. Falcons	1-0 (1.000)
Harbaugh All-Time vs. Falcons*	4-0 (1.000)
Most Career GP vs. Falcons	Bozeman (5)

*(Including years as player)

TEAM SUPERLATIVES AGAINST FALCONS

Most Points Scored	33 – Oct. 23, 2016 at Atl.
Fewest Points Allowed	7 – Nov. 13, 1988 at Atl.
Average Points Scored	14.2
Average Points Allowed	20.6
Most Points (Combined)	63 – Oct. 23, 2016 at Atl.
Fewest Points (Combined)	17 – Last: Dec. 7, 1997 vs. Atl.
Largest Margin of Victory	3 – Nov. 6, 2022 at Atl.
Most Total Net Yards	426 – Oct. 23, 2016 at Atl.
Fewest Total Net Yards Allowed	204 – Dec. 7, 1997 vs. Atl.
Most First Downs	26 – Oct. 23, 2016 at Atl.
Fewest First Downs Allowed	11 – Nov. 6, 1994 at Atl.
Most Net Passing Yards	348 – Oct. 23, 2016 at Atl.
Fewest Net Passing Yards Allowed	108 – Dec. 7, 1997 vs. Atl.
Most Rushing Yards	185 – Nov. 13, 188 at Atl.
Fewest Rushing Yards Allowed	43 – Nov. 6, 1994 at Atl.
Most Takeaways	3 – Last: Dec. 13, 2020 vs. Atl.
Fewest Giveaways	1 – Last: Oct. 23, 2016 at Atl.

ALL-TIME GAMES AGAINST FALCONS

Date	Opponent	Result	Venue
Oct. 21, 1973	vs. Atlanta	L, 41-0	San Diego Stadium
Dec. 2, 1979	vs. Atlanta	L, 28-26	San Diego Stadium
Nov. 13, 1988	at Atlanta	W, 10-7	Atlanta-Fulton Co. Stadium
Sept. 15, 1991	vs. Atlanta	L, 13-10	Jack Murphy Stadium
Nov. 6, 1994	at Atlanta	L, 10-9	Georgia Dome
Dec. 7, 1997	vs. Atlanta	L, 14-3	Qualcomm Stadium
Oct. 17, 2004	at Atlanta	L, 21-20	Georgia Dome
Nov. 30, 2008	vs. Atlanta	L, 22-16	Qualcomm Stadium
Sept. 23, 2012	vs. Atlanta	L, 27-3	Qualcomm Stadium
Oct. 23, 2016	at Atlanta	W, 33-30 (OT)	Georgia Dome
Dec. 13, 2020	vs. Atlanta	W, 20-17	SoFi Stadium
Nov. 6, 2022	at Atlanta	W, 20-17	Mercedes-Benz Stadium

MOST RECENT SINGLE-GAME HIGHS

Category	Date	Opp./Loc.	Player	No.
Completions	Dec. 13, 2020	vs. Atl.	J.Herbert	36
Comp. Pct.*	Dec. 13, 2020	vs. Atl.	J.Herbert	81.8
Passing Yards	Oct. 23, 2016	at Atl.	P.Rivers	371
Passing TDs	Dec. 13, 2020	vs. Atl.	J.Herbert	2
Passer Rating*	Dec. 2, 1979	vs. Atl.	D.Fouts	101.0
Rushing Yards	Nov. 13, 1988	at Atl.	G.Anderson	145
Rushing TDs	Oct. 23, 2016	at Atl.	M.Gordon	2
Receptions	Dec. 13, 2020	vs. Atl.	Allen/Ekeler	9
Receiving Yards	Oct. 23, 2016	at Atl.	T.Williams	140
Receiving TDs	Nov. 6, 2022	at Atl.	A.Ekeler	1
Scrim. Yards	Nov. 13, 1988	at Atl.	G.Anderson	172
Scrim. TDs	Oct. 23, 2016	at Atl.	M.Gordon	3
Tackles	Sept. 23, 2012	vs. Atl.	A.Bigby	15
Sacks	Oct. 23, 2016	at Atl.	J.Bosa	2.0
Interceptions	Nov. 6, 1994	at Atl.	D.Harper	2
FGs Made	Oct. 23, 2016	at Atl.	J.Lambo	4
Net Punt Avg.**	Sept. 23, 2012	vs. Atl.	M.Scifres	51.5

*Min. 20 Pass Attempts

**Min. Three Punts

THE MATCHUP

AT THE HELM



JIM HARBAUGH

Chargers Head Coach

Overall Record: 53-26-1 (.669)
 Reg. Season Record: 48-23-1 (.674)
 Postseason Record: 10-7 (.588)
 Record vs. ATL: 1-0 (1.000)
 Away Record (Reg.): 24-13 (.649)

Hometown: Toledo, Oh.
 College: Michigan '87

Harbaugh brings with him a winning culture, posting a 144-52 record as a collegiate head coach and a 49-22-1 record as an NFL head coach. In four years, he led the San Francisco 49ers to three-straight NFC Championship Games, including an appearance in Super Bowl XLVII.

With a keen eye for talent and an ability to develop players, Harbaugh coached nine eventual first-round selections over his nine-season tenure at Michigan (2015-23). Over the course of his four seasons (2011-14) with San Francisco, Harbaugh coached 17 players to a combined 30 Pro Bowl selections – the second-most Pro Bowlers in the NFL in that time. Eight of those players were also recognized as first-team All-Pro selections from *The Associated Press*, including linebackers Patrick Willis (twice) and NaVorro Bowman (three times).

Prior to being a head coach in the NFL, Harbaugh spent four years at the helm at Stanford University (2007-10) and three at the University of San Diego (2004-06). He turned around a Stanford program that went 1-11 in 2006 and led the Cardinal to 29 wins over his four seasons in Palo Alto, Calif., including a 12-win season that culminated in an Orange Bowl victory in 2010. Harbaugh broke into the head coaching ranks at San Diego, leading the Toreros to a 29-6 record in three years.

Harbaugh played quarterback at the University of Michigan, finishing his career as one of the most efficient passers in college football history. He posted a 21-3-1 record as a starter for the Wolverines, earning first-team All-American honors and finishing third in voting for the Heisman Trophy in 1986. Harbaugh paced the nation in 1985 in passing efficiency rating, while his career passing efficiency rating ranked as the best in NCAA history for more than 12 years following his time at Michigan.



RAHEEM MORRIS

Atlanta Head Coach

Overall Record: 27-43 (.386)
 Reg. Season Record: 27-43 (.386)
 Postseason Record: 0-0 (.000)
 Record vs. LAC: 0-1 (.000)
 Home Record (Reg.): 13-22 (.371)

Hometown: Irvington, N.J.
 College: Hofstra ('98)

Raheem Morris was named the 19th head coach in Atlanta Falcons history on January 25, 2024. He takes over the club after spending the past three seasons (2021-23) as defensive coordinator for the Los Angeles Rams. During his tenure with the Rams, Los Angeles made two postseason appearances and captured a title in Super Bowl LVI.

Over the past three seasons, Los Angeles' defense has recorded the fourth-best red zone efficiency rating and the seventh-fewest rushing yards per game in the NFL. His 2023 unit was one of the youngest in the NFL but helped the Rams earn a playoff berth and featured Rams third-round rookie defensive linemen Kobie Turner, a finalist for the AP Defensive Rookie of the Year award. Turner and Byron Young tallied a combined 17 sacks, finishing first and second among all rookies. Turner's nine sacks matched three-time NFL Defensive Player of the Year Aaron Donald's franchise rookie record (nine in 2014), while Young's eight sacks ranked third among rookies in franchise history.

Prior to Los Angeles, Morris spent six seasons (2015-20) with the Falcons in a variety of roles including assistant head coach/passing game coordinator (2015, 2017-18), assistant head coach/wide receivers (2016), assistant head coach/wide receivers/secondary (2019) and defensive coordinator (2020) before serving as Atlanta's interim head coach for the final 12 weeks of the 2020 season. Under the guidance of Morris, the Falcons finished the 2020 season tied for sixth in the league in red zone defense (82.1 percent) and sixth in rush defense (104.8 yards per game).

Morris played safety at Hofstra from 1994-97 and received his Bachelor of Science degree in physical education. The Irvington, N.J., native will be joined in Atlanta by his wife, Nicole, his daughter, Amaya, and their two children, Maliya and Jalen.

2024 REGULAR SEASON TEAM RANKINGS



7-4
 2nd (AFC West)

6-5
 1st (NFC South)

OFFENSE (NFL RANK)

22.1 (17th) Points Per Game 22.2 (T-15th)
 322.6 (21st) Net Yds. Per Game 361.5 (8th)
 118.1 (13th) Net Rushing Yds. Per Game 117.9 (14th)
 204.5 (20th) Net Passing Yds. Per Game 243.6 (5th)
 5.41 (16th) Scrimmage Yds. Per Play 5.85 (9th)
 1/0 Opp. Interceptions/Return Yds. 9/128
 20/124 Sacks Allowed/Yds. 24/165
 13/4 Fumbles/Lost 15/4
 38.51% (16th) Third Down Pct. 37.40% (20th)
 57.14% (T-13th) Red Zone TD Pct. 53.13% (22nd)
 30:33 (15th) Time of Possession Avg. 28:37 (T-25th)
 5 (1st) Giveaways. 13 (T-14th)

DEFENSE (NFL RANK)

15.9 (1st) Points Per Game 24.9 (25th)
 323.6 (13th) Net Yds. Per Game 357.1 (25th)
 119.7 (15th) Net Rushing Yds. Per Game 127.2 (19th)
 203.9 (10th) Net Passing Yds. Per Game 229.9 (26th)
 5.32 (12th) Scrimmage Yds. Per Play 5.59 (22nd)
 9/83 Interceptions/ Return Yds. 7/93
 35/173 Sacks/Yds. 10/63
 7/4 Opp. Fumbles/Lost 12/3
 34.46% (8th) Third Down Pct. 46.10% (30th)
 45.83% (4th) Red Zone TD Pct. 61.11% (21st)
 13 (T-14th) Takeaways. 10 (T-24th)

+8 (T-6th) TURNOVER MARGIN -3 (21st)

SPECIAL TEAMS (NFL RANK)

47.2 (20th) Punts-Avg. Yds. (Gross) 47.9 (14th)
 42.5 (10th) Punts-Avg. Yds. (Net) 39.5 (27th)
 13.6 (7th) Punt Returns-Avg. Per. 9.9 (18th)
 9.5 (18th) Punt Returns-Avg. Per Allowed. 13.6 (26th)
 30.7 (3rd) Kickoff Returns-Avg. Per 25.7 (T-24th)
 28.5 (21st) Kickoff Returns-Avg. Per Allowed. 27.4 (16th)
 24/26 (T-6th) Field Goals Made/Attempted. 19/26 (T-13th)

PENALTIES (NFL RANK)

60/473 (29th) Penalties Against/Yds. 65/551 (T-23rd)

THE MATCHUP

WITHIN STRIKING DISTANCE

OLB Joey Bosa

- With a start on Sunday, would reach 90 career starts.
- Needs a strip sack to be the first player to reach 10 since the beginning of the 2021 season.

WR Derius Davis

- Needs a kickoff return for a touchdown to be the second player to return both a punt and a kickoff for a score in the last four seasons.

RB J.K. Dobbins

- Needs a 100-yard rushing performance to record three on the season, matching his career high 100-yard rushing games in a single season.
- Needs 40 rushing yards to reach 806 on the year and set a single-season career high.
- Needs 26 yards from scrimmage to reach 926 on the year and set a single-season career high.
- Needs two rushing touchdowns to reach 10 on the year and set a single-season career high.

OLB Bud Dupree

- With a start on Sunday, would reach 100 career starts.

RB Gus Edwards

- Needs 25 scrimmage yards to reach 4,000 for his career.

DL Poona Ford

- Needs an interception to be the second interior defensive lineman with multiple picks in a season over the last 10 years.

LB Daiyan Henley

- Needs 10 tackles to extend his streak of games with 10-plus tackles to six consecutive, which would be the longest by any NFL player in a single season since 2022.

QB Justin Herbert

- Needs 111 passing yards to surpass QB Jameis Winston (19,737) for the second-most passing yards by any player in history through the first five seasons of a career.
- Needs 373 passing yards to reach 20,000 for his career.
 - With Sunday marking Herbert's 74th career game, he would tie Hall of Fame QB Dan Marino and QB Andrew Luck as the third-fastest players in history to eclipse 20,000 passing yards.
 - Herbert would be 26 years, 266 days old on Sunday, tying Hall of Fame QB Peyton Manning as the second-youngest player in NFL history to eclipse 20,000 passing yards.
- Needs three passing touchdowns to be just the sixth player in NFL history with 130 or more passing scores within the first five seasons of a career.
- Needs a 300-yard performance for the 27th of his career to pass Hall of Fame QB Dan Marino and QB Andrew Luck and tie QB Jameis Winston for the third-most by any player through their first five pro seasons.

WR Quentin Johnston

- Needs 78 receiving yards to reach 432 on the year and set a single-season career-high.
- Needs four receiving touchdowns to reach 10 on the season and be the first Charger to do so since 2018.

OLB Khalil Mack

- Needs 4.0 sacks to reach 110.0 and surpass Miami DT Calais Campbell for the third-most among active NFL players.
- Needs 4.0 sacks to reach 110.0 for his career and be just the third active player to eclipse that mark.

2024 INDIVIDUAL LEADERS



7-4
2nd (AFC West)



6-5
1st (NFC South)

PASSING YARDS

Herbert	2,404	Cousins	2,807
Heinicke	24	Penix	38

RUSHING YARDS

Dobbins	766	Robinson	783
Herbert	211	Allgeier	429
Edwards	206	McCloud	56

RECEIVING YARDS

McConkey	689	Mooney	711
Palmer	403	London	710
Dissly	399	Pitts	494
Johnston	354	McCloud	381

POINTS SCORED

Dicker	93	Koo	80
Dobbins	48	Robinson	42
Johnston	36	London	36

INTERCEPTIONS

Molden	3	Terrell	2
Fulton	1	Bates	2
Five tied	1	Three tied	1

SACKS

Tuipulotu	7.0	Jarrett	2.5
Dupree	5.0	Judon	2.5
Mack	4.5	Five tied	1.0

TACKLES (SOLO)

Henley	99 (61)	Elliss	97 (56)
James Jr.	65 (40)	Bates	70 (42)
Perryman	54 (38)	Terrell	54 (41)
Molden	48 (24)	Alford	52 (41)

KICKOFF RETURNS (AVG.)

Davis	7 (31.3)	McCloud	13 (25.4)
-----------------	----------	-------------------	-----------

PUNT RETURNS (AVG.); FC

Davis	13 (14.6); 15	Williams	12 (9.5); 12
-----------------	---------------	--------------------	--------------

FIELD GOALS

Dicker	24-26 (92.3%)	Koo	19-26 (73.1%)
------------------	---------------	---------------	---------------


PUNTS (GROSS/NET AVG.)

Scott	55 (47.2/42.5)	Pinion	33 (47.9/39.5)
-----------------	----------------	------------------	----------------

*Player no longer with team.


CHARGERS-FALCONS CONNECTIONS


COLLEGE CONNECTIONS

	LAC	C Bradley Bozeman	2013-17
	LAC	P JK Scott	2014-17
	LAC	DL Justin Eboigbe	2019-23
	ATL	RB Jase McClellan	2020-23
	ATL	ILB Rashaan Evans	2015-17
ATL	Dave Huxtable	2021-22	

	LAC	DL/FB Scott Matlock	2018-22
	ATL	RB Avery Williams	2016-20

	LAC	OL Jordan McFadden	2018-23
	ATL	CB A.J. Terrell	2017-19
	ATL	Chandler Whitmer	2020

	LAC	Mike Elston	2010-21
	LAC	Chris O'Leary	2018-23
	LAC	C Sam Mustipher	2014-18
	LAC	S Alohi Gilman	2017-19
	LAC	CB Cam Hart	2019-23
	LAC	T Joe Alt	2021-23
	ATL	ILB JD Bertrand	2019-23
ATL	Patrick Kramer	2018-20	


	LAC	OLB Joey Bosa	2013-15
	LAC	RB J.K. Dobbins	2017-19
	ATL	LS Liam McCullough	2015-19
	ATL	Chandler Whitmer	2019
	ATL	DL Zach Harrison	2019-22

	LAC	QB Justin Herbert	2016-19
	LAC	LB Troy Dye	2016-19
	ATL	DT Brandon Dorlus	2019-23

	LAC	OLB Tuli Tuipulotu	2020-22
	ATL	WR Drake London	2019-21

	LAC	T Foster Sarell	2017-20
	LAC	TE Tucker Fisk	2018-21
	ATL	OL Drew Dalman	2017-20

	LAC	Rick Minter	2020
	ATL	CB Natrone Brooks	2020-22

	LAC	K Cameron Dicker	2018-21
	ATL	Dave Huxtable	2020
	ATL	RB Bijan Robinson	2020-22

	LAC	Ryan Ficken	2004-06
	ATL	Michael Pitre	2003-07

	LAC	TE Will Dissly	2014-17
	LAC	DB Elijah Molden	2017-20
	ATL	CB Kevin King	2013-16
	ATL	T Caleb McGary	2014-18
	ATL	Jimmy Lake	2014-21
	ATL	John Timu	2019-20

	LAC	DB Ja'Sir Taylor	2017-21
	ATL	S Jessie Bates	2015-17

Underlined indicates coaching or administrative roles.

NOTEWORTHY BONDS

Chargers **Head Coach Jim Harbaugh** and Atlanta **Run Game Coordinator/Offensive Line Coach Dwayne Ledford** played together at the Carolina Panthers in the 2001 season. Los Angeles **Offensive Coordinator Greg Roman** (1995-01) was an Offensive Assitant with the Panthers when Harbaugh and Ledford were in Carolina.

Los Angeles **Quarterbacks Coach Shane Day** spent two seasons with Falcons **QB Kirk Cousins** (2012-17) in Washington from 2014-15. Day also overlapped with Falcons **Quarterbacks Coach T.J. Yates** when Yates played for the Dolphins in 2016.

Chargers **QB Taylor Heinicke** (2023), **TE Tucker Fisk** (2022-23), **OLB Bud Dupree** (2023), **TE Hayden Hurst** (2020-21) and **LS Josh Harris** (2012-21) have each spent time with the Falcons in their careers.


Falcons **K Younghoe Koo** (2017), **OL Storm Norton** (2020-22), **Tight Ends Coach Kevin Koger** (2021-23), **Defensive Line Coach Jay Rodgers** (2021-23), **Defensive Assistant John Timu** (2021-23), **Pass Game Specialist Chandler Whitmer** (2021-23) and **Special Teams Coordinator Marquice Williams** (2016-18) were with the Chargers earlier in their careers.

Falcons **Defensive Coordinator Jimmy Lake** (2014-21) spent time with Chargers **DB Elijah Molden** (2017-20) and **TE Will Dissly** (2014-17) at Washington.

Falcons **WR Drake London** is from Moorpark, Calif. and went to Southern California (2019-21), where he overlapped with Chargers **OLB Tuli Tuipulotu** (2020-22). Atlanta **RB Tyler Allgeier** and **Running Backs Coach Michael Pitre** are from Fontana, Calif.

Falcons **CB Clark Phillips III** is from Lakewood, Calif., **RB Avery Williams** is from Pasadena, Calif. and **Defensive Assistant John Timu** was born in Long Beach, Calif.


PRO CONNECTIONS

General Manager Joe Hortiz (1998-23)		OLB Matthew Judon (2016-20)
Defensive Coordinator Jesse Minter (2017-20)		
RGC/TEs Coach Andy Bischoff (2015-20)		
Offensive Coordinator Greg Roman (2006-07, 2017-22)		
Sr. Offensive Assistant Marc Trestman (2015-16)		
TE Hayden Hurst (2018-19)		
RB Gus Edwards (2018-23)		
C Bradley Bozeman (2018-21)		
RB J.K. Dobbins (2020-23)		

<i>Head Coach Jim Harbaugh (2001)</i>		<i>Run Game Coordinator/OL Coach Dwayne Ledford (2001)</i>
Offensive Coordinator Greg Roman (1995-01)		

OLB Khalil Mack (2018-21)		DL Eddie Goldman (2015-21)
C Sam Mustipher (2019-22)		WR Darnell Mooney (2020-23)
		OL Elijah Wilkinson (2021)
		RBs Coach Michael Pitre (2021)

OLB Khalil Mack (2014-17)		Pass Game Specialist/Game Mgmt. Tim Berbenich (2018-21)
<i>LBs Coach NaVorro Bowman (2017)</i>		CB Antonio Hamilton (2016-17)
LB Denzel Perryman (2021-22)		T Brandon Parker (2018-23)

Special Teams Coordinator Ryan Ficken (2006-21)		Assistant Head Coach/Defense Jerry Gray (2014-19)
QB Taylor Heinicke (2015-17)		OL Storm Norton (2017-18)
LB Troy Dye (2020-23)		CB Mike Hughes (2018-20)
		QB Kirk Cousins (2018-23)
		OL Kyle Hinton (2020-22)

<i>LBs Coach NaVorro Bowman (2010-17)</i>		P Bradley Pinion (2015-18)
QBs Coach Shane Day (2019-20)		TE Charlie Woerner (2016-19)
		DL Kentavius Street (2018-21)

CB Kristian Fulton (2020-23)		ILB Rashaan Evans (2018-21)
DL Teair Tart (2020-23)		
OLB Bud Dupree (2021-22)		
DB Elijah Molden (2021-23)		

QBs Coach Shane Day (2014-15)		QB Kirk Cousins (2012-17)
-------------------------------	---	---------------------------

Italicized indicates coaches who were players at the time.

ASSISTANT COACHES



RYAN FICKEN

SPECIAL TEAMS COORDINATOR

18TH NFL SEASON | 3RD SEASON WITH CHARGERS



GREG ROMAN

OFFENSIVE COORDINATOR

26TH NFL SEASON | 1ST SEASON WITH CHARGERS



NAVORRO BOWMAN

LINEBACKERS

9TH NFL SEASON | 1ST SEASON WITH CHARGERS



JEFF CARPENTER

OFFENSIVE QUALITY CONTROL/WIDE RECEIVERS

1ST NFL SEASON | 1ST SEASON WITH CHARGERS



SHANE DAY

QUARTERBACKS

16TH NFL SEASON | 3RD SEASON WITH CHARGERS



MIKE ELSTON

DEFENSIVE LINE

1ST NFL SEASON | 1ST SEASON WITH CHARGERS



CHRIS GOULD

ASSISTANT SPECIAL TEAMS

10TH NFL SEASON | 3RD SEASON WITH CHARGERS



MIKE HIESTAND

DEFENSIVE ASSISTANT

6TH NFL SEASON | 3RD SEASON WITH CHARGERS



KIEL McDONALD

RUNNING BACKS

1ST NFL SEASON | 1ST SEASON WITH CHARGERS



ROBERT MUSCHAMP

DEFENSIVE QUALITY CONTROL

2ND NFL SEASON | 2ND SEASON WITH CHARGERS



DYLAN RONEY

DEFENSIVE ASSISTANT

1ST NFL SEASON | 1ST SEASON WITH CHARGERS



MARC TRESTMAN

SENIOR OFFENSIVE ASSISTANT

25TH NFL SEASON | 1ST SEASON WITH CHARGERS



JESSE MINTER

DEFENSIVE COORDINATOR

5TH NFL SEASON | 1ST SEASON WITH CHARGERS



ANDY BISCHOFF

RUN GAME COORDINATOR/TIGHT ENDS


12TH NFL SEASON | 1ST SEASON WITH CHARGERS



MARCUS BRADY

PASSING GAME COORDINATOR


7TH NFL SEASON | 1ST SEASON WITH CHARGERS



STEVE CLINKSCALE

DEFENSIVE BACKS

1ST NFL SEASON | 1ST SEASON WITH CHARGERS



MIKE DEVLIN

OFFENSIVE LINE

29TH NFL SEASON | 1ST SEASON WITH CHARGERS



JONATHAN GOODWIN

OFFENSIVE ASSISTANT/QUARTERBACKS

14TH NFL SEASON | 1ST SEASON WITH CHARGERS



NICK HARDWICK

ASSISTANT OFFENSIVE LINE

12TH NFL SEASON | 12TH SEASON WITH CHARGERS



SANJAY LAL

WIDE RECEIVERS

18TH NFL SEASON | 1ST SEASON WITH CHARGERS



RICK MINTER

SENIOR DEFENSIVE ANALYST

4TH NFL SEASON | 1ST SEASON WITH CHARGERS



CHRIS O'LEARY

SAFETIES

1ST NFL SEASON | 1ST SEASON WITH CHARGERS



PHIL SERCHIA

OFFENSIVE ASSISTANT

2ND NFL SEASON | 2ND SEASON WITH CHARGERS



WILL TUKUAFU

ASSISTANT DEFENSIVE LINE

4TH NFL SEASON | 1ST SEASON WITH CHARGERS

TEAM NOTES

WELCOME TO L.A.



25 players on Los Angeles' active roster are new this season.

HOW NEW CHARGERS WERE ACQUIRED

How Acquired	New Players
Draft Selections	6
Undrafted Free Agents/IPP	0
Veteran Free Agents	16
Practice Squad Signings	0
Trades	2
Waiver Claims	1
Totals	25

NEW CHARGERS ON THE ACTIVE ROSTER

Pos.	Player	Exp.	How Acq.
T	Joe Alt	R	Draft Selection (1-5)
CB	Eli Apple	9	Free Agent
C	Bradley Bozeman	7	Free Agent
WR	DJ Chark Jr.	7	Free Agent
TE	Will Dissly	7	Free Agent
RB	J.K. Dobbins	5	UFA (Baltimore)
OLB	Bud Dupree	10	Free Agent
LB	Troy Dye	5	UFA (Minnesota)
DL	Justin Eboigbe	R	Draft Selection (4-105)
RB	Gus Edwards	7	UFA (Baltimore)
TE	Tucker Fisk	2	Free Agent
DL	Poona Ford	7	UFA (Buffalo)
CB	Kristian Fulton	5	UFA (Tennessee)
CB	Cam Hart	R	Draft Selection (5-140)
RB	Hassan Haskins	3	Waivers (Tennessee)
QB	Taylor Heinicke	7	Trade (Atlanta)
WR	Ladd McConkey	R	Draft Selection (2-34)
DB	Elijah Molden	4	Trade (Tennessee)
C	Sam Mustipher	5	Free Agent
LB	Denzel Perryman	10	UFA (Houston)
LB	Shaquille Quarterman	5	Free Agent
WR	Jalen Reagor	4	Free Agent
CB	Tarheeb Still	R	Draft Selection (5-137)
DL	Teair Tart	5	Free Agent
RB	Kimani Vidal	R	Draft Selection (6-181)

COACH LOCATIONS

For the 2024 season, 16 members of the Chargers coaching staff will be down on the sideline while nine others will be up in the booth. The location of each coach can be seen below:

CHARGERS COACHES DOWN ON THE SIDELINE (16)

Name	Position
Jim Harbaugh	Head Coach
Ryan Ficken	Special Teams Coordinator
Jesse Minter	Defensive Coordinator
Andy Bischoff	Run Game Coordinator/Tight Ends
NaVorro Bowman	Linebackers
Marcus Brady	Passing Game Coordinator
Steve Clinkscale	Defensive Backs
Shane Day	Quarterbacks
Mike Devlin	Offensive Line
Mike Elston	Defensive Line
Jonathan Goodwin	Offensive Assistant/Quarterbacks
Chris Gould	Assistant Special Teams
Nick Hardwick	Assistant Offensive Line
Sanjay Lal	Wide Receivers
Kiel McDonald	Running Backs
Dylan Roney	Defensive Assistant

CHARGERS COACHES UP IN THE BOOTH (9)

Name	Position
Greg Roman	Offensive Coordinator
Jeff Carpenter	Offensive Quality Control/Wide Receivers
Mike Hiestand	Defensive Assistant
Rick Minter	Senior Defensive Analyst
Robert Muschamp	Defensive Quality Control
Chris O'Leary	Safeties
Phil Serchia	Offensive Assistant
Marc Trestman	Senior Offensive Assistant
Will Tukuafu	Assistant Defensive Line

TEAM NOTES

WINNING THE TAKEAWAY BATTLE

The Chargers have recorded 13 takeaways and five giveaways this season, a plus-eight turnover differential that is tied for the sixth-best in the NFL in 2024.

Los Angeles' offense protects the football as well as any team in the NFL, as the five giveaways by the Bolts are good for the fewest in the league.

TURNOVER DIFFERENTIAL, NFL, 2024

Rank	Team	TA	GA	Diff.
1.	Buffalo Bills	21	7	+14
2.	Pittsburgh Steelers	22	9	+13
3.	Chicago Bears	18	9	+9
	Detroit Lions	19	10	+9
	Houston Texans	23	14	+9
6.	Los Angeles Chargers	13	5	+8
	Green Bay Packers	22	14	+8
8.	Minnesota Vikings	22	18	+4

GIVEAWAYS LEADERS, NFL, 2024

Rank	Team	Giveaways
1.	Los Angeles Chargers	5
2.	Buffalo Bills	7
3.	Washington Commanders	8
4.	Baltimore Ravens	9
	Chicago Bears	9
	Pittsburgh Steelers	9

GETTING OFF THE FIELD

The Chargers defense is among the league's best on third down, allowing conversions on 34.5 percent of third-down attempts, ranking eighth in the NFL and fifth in the AFC. Additionally, the Bolts defense has forced the offense into a three-and-out on 31 of the team's 121 defensive drives (25.6 pct.). It's the third-highest defensive three-and-out rate in the AFC and ranks No. 4 in the NFL.

THIRD DOWN DEFENSE, NFL, 2024

Rank	Team	3D Att.	3D Conv.	3D Pct.
1.	Detroit	124	37	29.8
2.	Tennessee	133	42	31.6
3.	Philadelphia	129	42	32.6
4.	Pittsburgh	133	44	33.1
5.	Miami	131	44	33.6
6.	Chicago	138	47	34.1
7.	Cleveland	143	49	34.3
8.	L.A. Chargers	148	51	34.5
9.	Minnesota	145	50	34.5

DEFENSIVE THREE-AND-OUT PERCENTAGE, NFL, 2024

Rank	Team	Percentage
1.	Pittsburgh Steelers	29.2
2.	Seattle Seahawks	27.8
3.	Miami Dolphins	26.5
4.	Los Angeles Chargers	25.6
5.	New York Jets	25.2

A TOP DEFENSE

The Chargers rank No. 1 in the NFL in scoring defense in 2024, allowing just 15.9 points per game so far this season.

In each of the first 10 games this season, the Chargers defense held opponents to seven or fewer points in the first half. It was the longest streak since 2001, when the Cleveland Browns held opponents to seven or fewer points in 10 consecutive games.

POINTS ALLOWED PER GAME, NFL, 2024

Rank	Team	Points Allowed/Game
1.	Los Angeles Chargers	15.9
2.	Detroit Lions	16.6
3.	Denver Broncos	16.8
4.	Pittsburgh Steelers	16.9
5.	Minnesota Vikings	17.9

FIRST HALVES WITH SEVEN OR FEWER POINTS ALLOWED, NFL, SINCE 2000

Rank	Seasons	Team	Games
1.	2024	Los Angeles Chargers	10
	2001	Cleveland Browns	10
3.	2011	San Francisco 49ers	8
	2002-03	San Francisco 49ers	8
	2000	Baltimore Ravens	8

GET AFTER THE QUARTERBACK

The Los Angeles defense gotten after the quarterback this season, ranking No. 6 in the NFL with 35 sacks.

Since the beginning of November, the Bolts defense has 17 sacks, good for the most in the NFL over that span.

SACKS, NFL, 2024

Rank	Team	Sacks
1.	Denver Broncos	44
2.	Houston Texans	42
3.	Baltimore Ravens	39
4.	Minnesota Vikings	38
5.	New York Giants	36
6.	Los Angeles Chargers	35
7.	New York Jets	34
8.	Philadelphia Eagles	33
9.	Cleveland Browns	32
	Tampa Bay Buccaneers	32

SACKS, NOVEMBER, NFL, 2024

Rank	Team	Sacks
1.	Los Angeles Chargers	17
2.	Baltimore Ravens	15
3.	Arizona Cardinals	14
	Denver Broncos	14
	Los Angeles Rams	14
	Minnesota Vikings	14

JUSTIN HERBERT

BIG-TIME PERFORMER

After he set rookie records in 2020 with eight 300-yard games and six three-touchdown performances, **Justin Herbert** continues to put up big-time performances.

Herbert has topped 300 passing yards 26 times in his career, tied for the fourth-most in a player's first five pro seasons in NFL history.

MOST GAMES WITH 300-PLUS PASSING YARDS, FIRST FIVE SEASONS, NFL HISTORY

Rank	Team	Player	Games
1.	K.C.	QB Patrick Mahomes	31
2.	StL	QB Kurt Warner*	29
3.	T.B.	QB Jameis Winston	27
4.	LAC	QB Justin Herbert	26
	Mia.	QB Dan Marino*	26
	Ind.	QB Andrew Luck	26
7.	LAR	QB Jared Goff	25

**Pro Football Hall of Famer*

Herbert has thrown for at least three touchdowns in 19 games, tied for No. 6 over a player's first five seasons. He has thrown multiple touchdown passes in 40 career games, tied for the sixth-most by a player through their first five professional seasons.

The fifth-year passer has thrown two or more touchdowns and eclipsed a passer rating of 100 in 29 career games, tied for the second-most by any player through the first five seasons of a career in NFL history.

MOST GAMES WITH THREE-PLUS TOUCHDOWN PASSES, FIRST FIVE SEASONS, NFL HISTORY

Rank	Team	Player	Games
1.	Mia.	QB Dan Marino*	33
2.	K.C.	QB Patrick Mahomes	28
3.	Cin.	QB Joe Burrow	21
	StL	QB Kurt Warner*	21
4.	Buf.	QB Josh Allen	20
6.	LAC	QB Justin Herbert	19
	Ind.	QB Peyton Manning*	19
8.	Atl.	QB Matt Ryan	18
	Cin.	QB Andy Dalton	18
	Dal.	QB Dak Prescott	18

MOST GAMES WITH MULTIPLE TOUCHDOWN PASSES, FIRST FIVE SEASONS, NFL HISTORY

Rank	Team	Player	Games
1.	Mia.	QB Dan Marino*	50
	K.C.	QB Patrick Mahomes	46
3.	Buf.	QB Josh Allen	45
	Ind.	QB Andrew Luck	45
5.	Ind.	QB Peyton Manning*	43
6.	LAC	QB Justin Herbert	40
	Cin.	QB Joe Burrow	40
	Cin.	QB Andy Dalton	40
9.	Atl.	QB Matt Ryan	39
10.	S.F.	QB Jeff Garcia	38

**Pro Football Hall of Famer*



HERBERT AS A PRO

Since entering the NFL, **Justin Herbert** ranks inside the NFL's top five in completions, passing yards, passing touchdowns and combined touchdowns. His 26 games with 300-plus passing yards rank tied for No. 2 in the NFL since 2020.

PASSING COMPLETIONS, NFL, SINCE 2020

Rank	Team/s	Player	Completions
1.	K.C.	QB Patrick Mahomes	1,928
2.	LAC	QB Justin Herbert	1,810
3.	Buf.	QB Josh Allen	1,766
4.	LAR/Det.	QB Jared Goff	1,714
5.	Min./Atl.	QB Kirk Cousins	1,606

PASSING YARDS, NFL, SINCE 2020

Rank	Team/s	Player	Passing Yards
1.	K.C.	QB Patrick Mahomes	21,685
2.	Buf.	QB Josh Allen	20,083
3.	LAC	QB Justin Herbert	19,627
4.	LAR/Det.	QB Jared Goff	18,971
5.	Min./Atl.	QB Kirk Cousins	18,171

PASSING TOUCHDOWNS, NFL, SINCE 2020

Rank	Team/s	Player	Passing Touchdowns
1.	K.C.	QB Patrick Mahomes	161
2.	Buf.	QB Josh Allen	155
3.	Min./Atl.	QB Kirk Cousins	132
4.	G.B./NYJ	QB Aaron Rodgers	128
5.	LAC	QB Justin Herbert	127
6.	Cin.	QB Joe Burrow	124

COMBINED TOUCHDOWNS, NFL, SINCE 2020

Rank	Team/s	Player	Combined Touchdowns
1.	Buf.	QB Josh Allen	196
2.	K.C.	QB Patrick Mahomes	170
3.	LAC	QB Justin Herbert	140
4.	Min./Atl.	QB Kirk Cousins	136
5.	Cin.	QB Joe Burrow	135
	G.B./NYJ	QB Aaron Rodgers	135

JUSTIN HERBERT

COMPLETING RECORDS

After setting the rookie completions record in 2020, **Justin Herbert** has completed 1,810 career passes, the most in NFL history through a player's first five seasons.

COMPLETIONS, FIRST FIVE SEASONS, NFL HISTORY

Rank	Team	Player	Completions
1.	LAC	QB Justin Herbert	1,810
2.	Oak.	QB Derek Carr	1,759
3.	Ind.	QB Peyton Manning*	1,749
4.	Atl.	QB Matt Ryan	1,654
5.	Mia.	QB Ryan Tannehill	1,653

*Pro Football Hall of Famer

Herbert eclipsed 1,800 career completions in Week 12 during his 73rd career game, tying Kansas City QB Patrick Mahomes as the fastest players to reach that mark in NFL history. The fifth-year passer previously set the all-time records as the fastest player in NFL history to reach 1,000 completions (38th career game) and 1,500 completions (57th career game).

FEWEST GAMES TO 1,800 COMPLETIONS, NFL HISTORY

Rank	Team/s	Player	Games
1.	LAC	QB Justin Herbert	73
	K.C.	QB Patrick Mahomes	73
2.	Det.	QB Matthew Stafford	75
3.	Ind.	QB Andrew Luck	79
	StL/Phi./Min.	QB Sam Bradford	79
	Was./Min.	QB Kirk Cousins	79

Herbert completed the second-most passes ever by any player before turning 26 years old and currently has the third-most completions in history by any player before turning 27 years old.

COMPLETIONS BEFORE TURNING 27 YEARS OLD, NFL HISTORY

Rank	Team/s	Player	Completions
1.	N.E.	QB Drew Bledsoe	1,887
2.	Det.	QB Matthew Stafford	1,848
3.	LAC	QB Justin Herbert	1,810
4.	Ind.	QB Peyton Manning*	1,749
5.	LAR/Det.	QB Jared Goff	1,667
6.	Buf.	QB Josh Allen	1,604
	K.C.	QB Patrick Mahomes	1,604

*Pro Football Hall of Famer

ELITE ON THIRD DOWN

Justin Herbert has been among the best passers on third down this season. He is tied for No. 4 in the NFL with seven passing touchdowns on third down in 2024, while his 107.3 passer rating ranks No. 7 among NFL passers with 50 third-down passing attempts.

PASSING TOUCHDOWNS, THIRD DOWN, NFL, 2024

Rank	Team	Player	Passing Touchdowns
1.	Cin.	QB Joe Burrow	10
2.	K.C.	QB Patrick Mahomes	9
3.	Bal.	QB Lamar Jackson	8
4.	LAC	QB Justin Herbert	7
	NYJ	QB Aaron Rodgers	7
6.	—	Six Other Players	6

PASSER RATING, THIRD DOWN, MIN. 50 ATT., NFL, 2024

Rank	Team	Player	Passer Rating
1.	N.O.	QB Derek Carr	124.9
2.	K.C.	QB Patrick Mahomes	123.5
3.	Det.	QB Jared Goff	121.8
4.	Bal.	QB Lamar Jackson	119.2
5.	Pit.	QB Russell Wilson	112.0
6.	Cin.	QB Joe Burrow	111.7
7.	LAC	QB Justin Herbert	107.3
8.	Atl.	QB Kirk Cousins	106.8

A RATE ABOVE THE REST

Justin Herbert has thrown 13 touchdowns this season to just one interception — registering a 13.0 touchdown-to-interception ratio, which ranks No. 3 in NFL history in a single season among players with at least 300 passing attempts.

In each of the team's first 10 games this season, Herbert registered a passer rating of at least 90.0 — becoming the fifth player ever to do so in the first 10 games of a season.

TOUCHDOWN TO INTERCEPTION RATIO, MIN. 300 ATT., SINGLE SEASON, NFL HISTORY

Rank	Season	Team	Player	Ratio
1.	2016	N.E.	QB Tom Brady*	14.0
2.	2013	Phi.	QB Nick Foles*	13.5
3.	2024	LAC	QB Justin Herbert	13.0
5.	2018	G.B.	QB Aaron Rodgers*	12.5

CONSECUTIVE GAMES TO START A SEASON WITH 90.0 PASSER RATING OR HIGHER, NFL HISTORY

Rank	Season	Team	Player	Games
1.	2004	Ind.	QB Peyton Manning ^{^††}	15
2.	2018	LAC	QB Philip Rivers*	13
	2011	G.B.	QB Aaron Rodgers ^{^††}	13
4.	2007	N.E.	QB Tom Brady ^{^††}	11
5.	2024	LAC	QB Justin Herbert	10
	2013	Den.	QB Peyton Manning ^{^††}	10

[^]Associated Press Most Valuable Player

[†]Pro Bowl Selection

^{††}Associated Press First-Team All-Pro

JUSTIN HERBERT

HERBERT SETS PASSING YARDS RECORD

In 2023, **Justin Herbert** set the record for passing yards through a player's first four seasons (17,223). His 19,627 career passing yards rank No. 3 in NFL history through the first five seasons of a career. Herbert is also the only player ever to eclipse 4,000 yards in each of his first three years and the only player to top 4,500 yards in two of his first three seasons.

PASSING YARDS, FIRST FIVE SEASONS, NFL HISTORY

Rank	Team	Player	Passing Yards
1.	Ind.	QB Peyton Manning*	20,618
2.	T.B.	QB Jameis Winston	19,737
3.	LAC	QB Justin Herbert	19,627
4.	Mia.	QB Dan Marino*	19,422
5.	Ind.	QB Andrew Luck	19,078

*Pro Football Hall of Famer

Herbert topped 15,000 passing yards in his 52nd career game, becoming the second-fastest player in history to eclipse that mark. He currently has 19,627 yards and can be among the fastest and youngest players ever to reach 20,000 passing yards.

FEWEST GAMES TO 20,000 PASSING YARDS, NFL HISTORY

Rank	Team/s	Player	Games
1.	K.C.	QB Patrick Mahomes	67
2.	Det.	QB Matthew Stafford	71
3.	Mia.	QB Dan Marino*	74
	Ind.	QB Andrew Luck	74
5.	StL/NYG/Ari.	QB Kurt Warner*	76
	Was./Min.	QB Kirk Cousins	76
—	LAC	QB Justin Herbert	73

YOUNGEST PLAYERS TO REACH 20,000 CAREER PASSING YARDS, NFL HISTORY

Rank	Team/s	Player	Age (Years-Days)
1.	N.E.	QB Drew Bledsoe	26-253
2.	Ind.	QB Peyton Manning*	26-266
3.	Det.	QB Matthew Stafford	26-282
4.	Mia.	QB Dan Marino*	27-3
5.	K.C.	QB Patrick Mahomes	27-15
6.	LAR/Det.	QB Jared Goff	27-17
7.	Buf.	QB Josh Allen	27-154
—	LAC	QB Justin Herbert	26-266^

*Pro Football Hall of Famer

^26 years, 260 days old on Dec. 1, 2024

CAPTAIN COMEBACK

Justin Herbert has led the Bolts to 11 career come-from-behind victories in the fourth quarter or overtime.

HERBERT'S FOURTH QUARTER/OVERTIME COMEBACK WINS

Date	Opponent	4Q/OT Deficit	Result
Dec. 17, 2020	at Las Vegas	24-27 (OT)	W, 30-27 (OT)
Sept. 12, 2021	at Washington	13-16	W, 20-16
Sept. 26, 2021	at Kansas City	21-24	W, 30-24
Oct. 10, 2021	vs. Cleveland	35-42	W, 47-42
Nov. 7, 2021	at Philadelphia	16-17	W, 27-24
Nov. 21, 2021	vs. Pittsburgh	34-37	W, 37-34
Oct. 9, 2022	at Cleveland	27-28	W, 30-28
Oct. 17, 2022	vs. Denver	13-16	W, 19-16 (OT)
Nov. 6, 2022	at Atlanta	14-17	W, 20-17
Nov. 27, 2022	at Arizona	17-24	W, 25-24
Sept. 24, 2023	at Minnesota	21-24	W, 28-24

Herbert's 11 career come-from-behind wins in the fourth quarter or overtime are the tied for the third-most in NFL since he entered the professional ranks in 2020.

FOURTH QUARTER/OVERTIME COMEBACK WINS, NFL, SINCE 2020

Rank	Team/s	Player	4Q/OT Comeback Wins
1.	Min./Atl.	QB Kirk Cousins	15
2.	K.C.	QB Patrick Mahomes	14
3.	LAC	QB Justin Herbert	11
	Sea./Den./Pit.	QB Russell Wilson	11
6.	Ari.	QB Kyler Murray	10
	LAR/Det.	QB Jared Goff	10
	L.V./N.O.	QB Derek Carr	10
	Pit.	QB Ben Roethlisberger	10
	T.B.	QB Tom Brady	10

HERBERT SETS ANOTHER TEAM RECORD

Justin Herbert set a team record for the most pass attempts without an interception, throwing 282 passes since Sept. 15, 2024. He broke his own previous team record, where he threw 233 consecutive passes without an interception.

CONSECUTIVE PASS ATTEMPTS WITHOUT AN INTERCEPTION, CHARGERS HISTORY

Rank	Quarterback	Dates	Consec. Attempts
1.	Justin Herbert	Sept. 15, 2024-Present	282
2.	Justin Herbert	Dec. 26, 2022-Oct. 1, 2023	233
3.	Drew Brees	Oct. 17, 2004-Dec. 5, 2004	194
4.	Philip Rivers	Nov. 27, 2011-Dec. 24, 2011	170
5.	Dan Fouts	Sept. 27, 1981-Oct. 25, 1981	168

JUSTIN HERBERT

CLOSING OUT WINS

Justin Herbert has been clutch late in games dating back to his rookie season. In his career, Herbert has engineered 15 game-winning drives in the fourth quarter or overtime, good for the fourth-most since he entered the NFL in 2020.

JUSTIN HERBERT'S CAREER GAME-WINNING DRIVES

Game	Drive Length	Game-Winning Score
Dec. 13, 2020 vs. Atl.	6 plays, 49 yds (0:31)	Badgley 43-yd FG
Dec. 17, 2020 at L.V.	5 plays, 75 yds (1:49)	Herbert 1-yd TD run*
Dec. 27, 2020 vs. Den.	7 plays, 56 yds (2:01)	Badgley 37-yd FG
Sept. 12, 2021 at Was.	3 plays, 3 yds (0:45)	M.Williams 3-yd TD rec.
Sept. 26, 2021 at K.C.	8 plays, 59 yds (1:10)	M.Williams 4-yd TD rec.
Oct. 10, 2021 vs. Cle.	5 plays, 48 yds (0:31)	Ekeler 3-yd TD run
Nov. 7, 2021 at Phi.	15 plays, 64 yds (6:05)	Hopkins 29-yd FG
Nov. 21, 2021 vs. Pit.	3 plays, 75 yds (1:15)	M.Williams 53-yd TD rec.
Oct. 9, 2022 at Cle.	13 plays, 66 yds (6:26)	Bertolet 27-yd FG
Oct. 17, 2022 vs. Den.	4 plays, 7 yds (2:08)	Hopkins 39-yd FG*
Nov. 6, 2022 at Atl.	3 plays, 24 yds (0:34)	Dicker 37-yd FG
Nov. 27, 2022 at Ari.	7 plays, 38 yds (1:33)	Ekeler 1-yd TD rec.
Dec. 18, 2022 vs. Ten.	6 plays, 52 yards (0:44)	Dicker 43-yd FG
Sept. 24, 2023 at Min.	7 plays, 75 yards (3:15)	Palmer 30-yd TD rec.
Nov. 17, 2024 vs. Cin.	4 plays, 84 yards (0:27)	Dobbins 29-yd TD run

*Game-winning drive was in overtime

GAME-WINNING DRIVES IN FOURTH QUARTER OR OVERTIME, NFL, SINCE 2020

Rank	Team/s	Player	Game-Winning Drives
1.	Min./Atl.	QB Kirk Cousins	18
2.	K.C.	QB Patrick Mahomes	17
3.	L.V./N.O.	QB Derek Carr	16
4.	LAC	QB Justin Herbert	15
5.	Buf.	QB Josh Allen	13
	T.B.	QB Tom Brady	13

Herbert posted a game-winning drive in the fourth quarter or overtime of three-straight games in 2020, becoming just the third rookie to do so since the 1970 NFL-AFL merger. The two others — Ben Roethlisberger (2004) and Vince Young (2006) — also won Offensive Rookie of the Year honors from *The Associated Press*.

ROOKIE QUARTERBACKS WITH THREE CONSECUTIVE GAME-WINNING DRIVES, SINCE 1970

Season	Team	Quarterback	Consecutive Games
2020	LAC	Justin Herbert*	3 (Dec. 13 — Dec. 27)
2006	Ten.	Vince Young*	3 (Nov. 26 — Dec. 10)
2004	Pit.	Ben Roethlisberger*	3 (Dec. 5 — Dec. 18)

*Won AP Offensive Rookie of the Year



TOUCHDOWN MACHINE

After setting the all-time rookie record with 31 touchdown passes in 2020, **Justin Herbert** joined Hall of Famer Peyton Manning as the only players ever to throw 25 touchdown passes in each of their first three seasons.

Herbert has now thrown for 127 career passing scores, tied for No. 6 in NFL history through the first five seasons of a career. In 2023, he eclipsed 100 career touchdown passes in Week 3, making him the fifth-fastest (52 games) and fourth-youngest (25 years, 198 days) to eclipse that mark.

PASSING TOUCHDOWNS, FIRST FIVE SEASONS, NFL HISTORY

Rank	Team	Player	Passing Touchdowns
1.	Mia.	QB Dan Marino*	168
2.	K.C.	QB Patrick Mahomes	151
3.	Ind.	QB Peyton Manning*	138
	Buf.	QB Josh Allen	138
5.	Ind.	QB Andrew Luck	132
6.	LAC	QB Justin Herbert	127
	Atl.	QB Matt Ryan	127
	Sea.	QB Russell Wilson	127
9.	Cin.	QB Joe Burrow	124
		QB Andy Dalton	124

FEWEST GAMES TO 100 PASSING TOUCHDOWNS, NFL HISTORY

Rank	Team	Player	Games
1.	K.C.	QB Patrick Mahomes	40
2.	Mia.	QB Dan Marino*	44
3.	StL	QB Kurt Warner*	50
4.	Bal.	QB Johnny Unitas*	51
5.	LAC	QB Justin Herbert	52
6.	Hou.	QB Deshaun Watson	53

YOUNGEST PLAYERS TO REACH 100 CAREER PASSING TOUCHDOWNS, NFL HISTORY

Rank	Team	Player	Age (Years-Days)
1.	Mia.	QB Dan Marino*	24-357
2.	K.C.	QB Patrick Mahomes	25-52
3.	Hou.	QB Deshaun Watson	25-104
4.	LAC	QB Justin Herbert	25-198
5.	Buf.	QB Josh Allen	25-219
6.	Ind.	QB Peyton Manning*	25-232

*Pro Football Hall of Famer

JUSTIN HERBERT



DUAL-THREAT QUARTERBACK

Justin Herbert set the record for combined touchdowns as a rookie (36) and through a player's first two seasons (77). His 102 combined touchdowns were also the most in history through the first three seasons of a career.

He now has 140 career combined touchdowns, tied for the seventh-most in NFL history through the first five seasons of a career.

COMBINED TOUCHDOWNS, FIRST FIVE SEASONS, NFL HISTORY

Rank	Team	Player	Combined Touchdowns
1.	Buf.	QB Josh Allen	176
2.	Mia.	QB Dan Marino*	171
3.	Car.	QB Cam Newton	160
4.	K.C.	QB Patrick Mahomes	159
5.	Ind.	QB Peyton Manning*	147
6.	Ind.	QB Andrew Luck	146
7.	LAC	QB Justin Herbert	140
	Sea.	QB Russell Wilson	140
9.	Cin.	QB Andy Dalton	138
10.	S.F.	QB Jeff Garcia	135

**Pro Football Hall of Famer*

In the team's Week 10 win over Tennessee, Herbert ran in a four-yard score and threw a 16-yard touchdown, marking his 11th career game with a passing and a rushing touchdown. His 11 such games are the second-most in Chargers history.

MOST GAMES WITH A PASSING TOUCHDOWN AND A RUSHING TOUCHDOWN, CHARGERS HISTORY

Rank	Seasons	Player	Games
1.	1962-72	QB John Hadl*	12
2.	2020-Present	QB Justin Herbert	11
3.	1960-62	QB Jack Kemp	10
4.	1973-87	QB Dan Fouts*	9
5.	2001-09	RB LaDainian Tomlinson	5

**Pro Football Hall of Famer*

THREADING THE NEEDLE ON THIRD DOWN

In his 73 career starts, **Justin Herbert** has been the one of the best passers in the NFL at moving the chains on third down. He has completed 439 passes on 717 attempts (61.2 pct.) for 5,301 yards and 49 touchdowns with 18 interceptions (96.2 passer rating). Herbert's 439 completions lead the NFL, while his 5,301 passing yards rank second on third down since 2020.

Herbert tied for the league lead with 14 touchdown passes on third down in 2020, good for the most by a rookie in the last 40 seasons. He has added 35 since then, giving him 49 third-down passing scores since entering the professional ranks, which is good for No. 2 over that span.

Herbert's 96.2 passer rating on third down ranks ninth in the NFL over the last five years among players with at least 300 passing attempts on third down.

THIRD DOWN COMPLETIONS, NFL, SINCE 2020

Rank	Team/s	Player	Completions
1.	LAC	QB Justin Herbert	439
2.	K.C.	QB Patrick Mahomes	420
3.	LAR/Det.	QB Jared Goff	412
4.	Min./Atl.	QB Kirk Cousins	395
5.	L.V./N.O.	QB Derek Carr	387

THIRD DOWN PASSING YARDS, NFL, SINCE 2020

Rank	Team/s	Player	Passing Yards
1.	K.C.	QB Patrick Mahomes	5,688
2.	LAC	QB Justin Herbert	5,301
3.	L.V./N.O.	QB Derek Carr	5,109
4.	Min./Atl.	QB Kirk Cousins	4,749
	LAR/Det.	QB Jared Goff	4,749

THIRD DOWN PASSING TOUCHDOWNS, NFL, SINCE 2020

Rank	Team/s	Player	Passing Touchdowns
1.	K.C.	QB Patrick Mahomes	61
2.	LAC	QB Justin Herbert	49
3.	Min./Atl.	QB Kirk Cousins	46
4.	Buf.	QB Josh Allen	44
5.	T.B.	QB Tom Brady	39

Herbert ranks No. 2 in the NFL with 313 passing first downs on third down over the past five seasons. He threw for 12 third-down conversions in 2021's Week 1 win at Washington, the most passing first downs in a single game on third down since Andrew Luck did so in 2012. Herbert sported a league-leading 79 passing first downs on third down in 2021.

THIRD DOWN PASSING FIRST DOWNS, NFL, SINCE 2020

Rank	Team/s	Player	Passing First Downs
1.	K.C.	QB Patrick Mahomes	329
2.	LAC	QB Justin Herbert	313
3.	Buf.	QB Josh Allen	278
4.	LAR/Det.	QB Jared Goff	272
5.	L.V./N.O.	QB Derek Carr	261

JUSTIN HERBERT

FEELING IT ON FOURTH DOWN

Since entering the NFL in 2020, **Justin Herbert** has been one of the league's top passers on fourth down. He threw a pair of fourth-down touchdowns in Week 10 of the 2023 season, giving him 10 passing scores on fourth down since coming into the NFL in 2020, ranking No. 3 in the league over that span.

FOURTH DOWN PASSING TOUCHDOWNS, NFL, SINCE 2020

Rank	Team/s	Player	Passing Touchdowns
1.	Buf.	QB Josh Allen	12
	Min./Atl.	QB Kirk Cousins	12
3.	LAC	QB Justin Herbert	10
4.	LAR/Det.	QB Jared Goff	8
	Cin.	QB Joe Burrow	8
6.	Ari.	QB Kyler Murray	7
	Phi.	QB Jalen Hurts	7

Herbert also leads the NFL over that span in passing yards (549) and is tied for No. 1 in completions (39). He has the second-most passing first downs (35) and No. 3 fourth-down passer rating (118.1) since 2020 among players with at least 30 passing attempts on fourth down.

FOURTH DOWN COMPLETIONS, NFL, SINCE 2020

Rank	Team/s	Player	Completions
1.	LAC	QB Justin Herbert	39
	Min./Atl.	QB Kirk Cousins	39
3.	LAR/Det.	QB Jared Goff	36
4.	Cin.	QB Joe Burrow	32
5.	Jax.	QB Trevor Lawrence	31

FOURTH DOWN PASSING YARDS, NFL, SINCE 2020

Rank	Team/s	Player	Passing Yards
1.	LAC	QB Justin Herbert	549
2.	Min./Atl.	QB Kirk Cousins	508
3.	Cin.	QB Joe Burrow	404
4.	LAR/Det.	QB Jared Goff	376
5.	Ari.	QB Kyler Murray	347
	Phi.	QB Jalen Hurts	347

FOURTH DOWN PASSING FIRST DOWNS, NFL, SINCE 2020

Rank	Team/s	Player	Passing First Downs
1.	Min./Atl.	QB Kirk Cousins	37
2.	LAC	QB Justin Herbert	35
3.	LAR/Det.	QB Jared Goff	33
4.	Cin.	QB Joe Burrow	28
	Jax.	QB Trevor Lawrence	28

FOURTH DOWN PASSER RATING, MIN. 30 ATT., NFL, SINCE 2020

Rank	Team/s	Player	Passer Rating
1.	Cin.	QB Joe Burrow	127.2
2.	Phi.	QB Jalen Hurts	121.4
3.	LAC	QB Justin Herbert	118.1
4.	Atl./Ind.	QB Matt Ryan	112.1
5.	Min./Atl.	QB Kirk Cousins	110.3

LEGGING IT OUT

In the team's *Sunday Night Football* victory over Pittsburgh in Week 11 of the 2021 season, **Justin Herbert** threw for 382 yards and ran for 90 yards, becoming the only player to ever top 350 yards passing and 90 yards rushing in a single game. He was the fifth player ever to run for 90 yards and pass for 300 in the same game.

QUARTERBACKS WITH 300 PASSING YARDS AND 90 RUSHING YARDS, SINGLE GAME, NFL HISTORY

Season (Wk)	Team	Quarterback	Pass Yds	Rush Yds
2022 (2)	Bal.	Lamar Jackson	318	119
2021 (14)	Buf.	Josh Allen	308	109
2021 (11)	LAC	Justin Herbert	382	90
2015 (15)	Car.	Cam Newton	340	100
2014 (7)	Sea.	Russell Wilson	313	106
2011 (5)	Phi.	Mike Vick	315	90
1989 (15)	Phi.	Randall Cunningham	306	92

TARGET ACQUIRED

Justin Herbert has thrown touchdowns to 21 players, including 15 with multiple scores. He's most frequently thrown touchdowns to WR Keenan Allen, who caught 24 scores from Herbert. The first passing score of his career went to WR Jalen Guyton, who also caught the first touchdown of his career on the play.

HERBERT'S CAREER TOUCHDOWN PASSES BY RECEIVER

Receiver	Touchdown Passes
WR Keenan Allen	24
WR Mike Williams	18
RB Austin Ekeler	16
TE Donald Parham Jr.	11
WR Joshua Palmer	9
TE Gerald Everett	7
WR Jalen Guyton	7
WR Quentin Johnston	7
TE Jared Cook	4
TE Hunter Henry	4
WR Ladd McConkey	4
WR DeAndre Carter	3
WR Tyron Johnson	3
FB Zander Horvath	2
FB Gabe Nabers	2
TE Stephen Anderson	1
TE Will Dissly	1
WR Simi Fehoko	1
TE Virgil Green	1
TE Stone Smartt	1
RB Kimani Vidal	1
Total (21 Receivers)	127

JUSTIN HERBERT IN PRIMETIME

A PRIME-TIME PRODIGY

Since entering the NFL, **Justin Herbert** has made 19 starts in primetime, leading the Bolts to wins on each of the regularly-slated prime-time games — *Thursday Night Football*, *Sunday Night Football* and *Monday Night Football*.

He has been one of the best quarterbacks under the lights since entering the NFL in 2020, with his 93.0 passer rating in prime-time games ranking No. 7 in the NFL over the that span among players with at least 500 prime-time passing attempts.

Herbert has thrown 32 touchdown passes in his 18 prime-time starts, ranking No. 6 in the NFL in primetime since he entered the league in 2020.

PRIME-TIME PASSER RATING, MIN. 500 ATT., SINCE 2020

Rank	Team/s	Player	Passer Rating
1.	G.B./NYJ	QB Aaron Rodgers	113.2
2.	Buf.	QB Josh Allen	103.7
3.	Bal.	QB Lamar Jackson	101.1
4.	Dal.	QB Dak Prescott	99.6
5.	K.C.	QB Patrick Mahomes	97.1
6.	Sea./Den./Pit.	QB Russell Wilson	96.8
7.	LAC	QB Justin Herbert	93.0

THURSDAY NIGHT FOOTBALL

As a rookie in 2020, **Justin Herbert** recorded his first career comeback win in the fourth quarter or overtime in Week 15 at Las Vegas, leading the Bolts to a 30-27 overtime victory. He finished the game with 314 passing yards and two touchdowns on 22-of-32 passing (68.8 pct.) for a 121.1 passer rating. Herbert added a rushing touchdown in overtime to secure the victory.

At 22 years, 282 days old, Herbert became the second-youngest player to mount a come-from-behind win in the fourth quarter or overtime of a Thursday night game in NFL history.

YOUNGEST QUARTERBACKS TO LEAD A COME-FROM-BEHIND WIN IN FOURTH QUARTER OR OVERTIME, THURSDAY NIGHT GAMES, NFL HISTORY

Rk.	Team	Game	Player	Age (Yrs-Days)
1.	S.F.	Dec. 14, 2006 at Sea.	QB Alex Smith	22-221
2.	LAC	Dec. 17, 2020 at L.V.	QB Justin Herbert	22-282
3.	Dal.	Dec. 1, 2016 at Min.	QB Dak Prescott	23-125

MONDAY NIGHT FOOTBALL

In eight appearances on *Monday Night Football*, **Justin Herbert** has thrown for 1,889 yards and nine scores with three interceptions on 192-of-302 passing (63.6 pct.) for a 86.9 passer rating.

In 2020, Herbert tossed four touchdown passes on *Monday Night Football*, setting the program's single-game rookie passing touchdown record. He added three touchdowns in the lone Monday night contest in 2021, making him one of four players with seven or more touchdown passes in their first two starts on *MNF* since the program began in 1970.

SUNDAY NIGHT FOOTBALL

Justin Herbert has appeared in eight career games on *Sunday Night Football*, totaling 2,420 passing yards and 16 touchdowns with five interceptions on 224-of-341 passing (65.7 pct.) for a 95.9 passer rating. In four of those games, Herbert has registered a completion percentage of at least 65.0 and attempted at least 40 passes, tied for the third-most performances since the program's inception in 2006.

In the team's Week 14 win on *SNF* in 2022, Herbert completed 39 passes on 51 attempts (76.5 pct.) for 367 yards and a touchdown with zero interceptions (102.3 rating). His 76.5 completion percentage was the best ever in a Sunday night contest by a quarterback to throw zero interceptions and 45-plus attempts.

HIGHEST COMPLETION PCT., SUNDAY NIGHT GAME, MIN. 45 ATT., AND ZERO INTERCEPTIONS, NFL HISTORY

Rk.	Team	Game	Player	Comp. Pct.
1.	LAC	Dec. 11, 2022 vs. Mia.	QB Justin Herbert	76.5
2.	T.B.	Oct. 2, 2022 vs. K.C.	QB Tom Brady	75.0
3.	N.E.	Oct. 27, 1996 vs. Buf.	QB Drew Bledsoe	71.1
4.	K.C.	Nov. 14, 2021 at L.V.	QB Patrick Mahomes	70.0

Herbert completed his first 15 passes of the team's 2023 Week 8 win over Chicago on *SNF*, finishing with 298 yards and three touchdowns with zero interceptions on 31-of-40 passing (77.5 pct.) to register a 122.7 passer rating. Herbert's completion percentage was the fourth-highest in a Sunday night contest in NFL history among players with at least 40 passing attempts and zero interceptions.

HIGHEST COMPLETION PCT., SUNDAY NIGHT GAME, MIN. 40 ATT., AND ZERO INTERCEPTIONS, NFL HISTORY

Rk.	Team	Game	Player	Comp. Pct.
1.	N.O.	Nov. 10, 2013 vs. Dal.	QB Drew Brees	82.9
2.	Mia.	Nov. 5, 2017 vs. Oak.	QB Jay Cutler	81.0
3.	N.O.	Oct. 4, 2015 vs. Dal.	QB Drew Brees	80.5
4.	LAC	Oct. 29, 2023 vs. Chi.	QB Justin Herbert	77.5
5.	LAC	Dec. 11, 2022 vs. Mia.	QB Justin Herbert	76.5

Herbert made his first career appearance on *SNF* in Week 11 of 2021 against Pittsburgh, throwing for 382 yards and three touchdowns with an interception on 31-of-40 passing (73.2 pct.) for a 116.1 passer rating. He added 90 rushing yards to become the first player ever to have at least 350 yards passing and 90 yards rushing in a single game.

His 116.1 passer rating was the best in a quarterback's first career start on *SNF* with at least 40 passing attempts since the program began in 2006. It was also the best passer rating by a quarterback ever in their first career start in Sunday night game (min. 40 att.).

PASSER RATING, FIRST CAREER START IN A SUNDAY NIGHT GAME, MINIMUM 40 ATTEMPTS, NFL HISTORY

Rk.	Team	Game	Player	Passer Rtg.
1.	LAC	Nov. 21, 2021 vs. Pit.	QB Justin Herbert	116.1
2.	Ari.	Oct. 2, 2005 vs. S.F.	QB Josh McCown	109.4
3.	StL	Nov. 18, 2001 at N.E.	QB Kurt Warner	105.4

JUSTIN HERBERT

A ROOKIE CAMPAIGN FOR THE AGES

AWARDS

- *The Associated Press* Offensive Rookie of the Year
- *Professional Football Writers of America* Rookie of the Year
- PFWA Offensive Rookie of the Year
- PFWA All-Rookie Selection
- NFL Offensive Rookie of the Month (October)
- NFL Offensive Rookie of the Month (November)
- FedEx NFL Air Player of the Week — Week 11 vs. NYJ (fan vote)
- Voted by fans as the Pepsi Zero Sugar Rookie of the Year
- Nine-time Pepsi Zero Sugar Rookie of the Week (voted by fans)

RECORDS AT THE TIME

- Most passing touchdowns by a rookie quarterback ever (31).
- Most combined touchdowns by a rookie in NFL history (36).
- Most consecutive games by a rookie quarterback with multiple passing touchdowns in NFL history (seven).
- Most performances by a rookie quarterback with 300-plus passing yards in NFL history (eight).
- Most performances by a rookie quarterback with three-plus touchdowns in NFL history (six).
- Most games by a rookie quarterback with multiple touchdown passes in NFL history (10).
- Most completions ever by a rookie quarterback (396).
- Youngest player ever to throw 30 touchdowns in a single season, doing so at 22 years, 299 days old.
- Tied for the longest streak of game-winning drives (three games) in the fourth quarter or overtime by a rookie quarterback in the Super Bowl era (since 1966).
- Recorded the first win in pro football history by a rookie quarterback while posting 300 passing yards, three touchdown passes, a rushing score and no interceptions.
- Most passing touchdowns by a rookie quarterback in a game (four) and a half (three) in *Monday Night Football* history.
- Tied for the longest streak of games with three-plus touchdown passes by a rookie quarterback in NFL history (four).
- Tied for the most 300-yard passing performances in a player's first two career games (two).
- Became the first player since at least 1970 to register over 1,500 passing yards and a 100-plus passer rating through the first five games of a career.
- Set marks for the most passing attempts, completions, passing yards and touchdown passes by a rookie quarterback in Chargers history.
- Recorded the most single-game rushing yards by a quarterback in team annals (66 in Week 7 vs. Jax.).

ACCOMPLISHMENTS AND OTHER NOTES AT THE TIME

- Ranked second among rookie quarterbacks in NFL history with 4,336 passing yards on the season.
- Joined Patrick Mahomes as the only players in history to eclipse 4,000 passing yards in the first 14 starts of a career.
- Became the second player in NFL history to top 250 passing yards in each of the first seven games of a career (Mahomes).
- Threw a touchdown pass in each of his first 10 games played, the second-longest streak to open an career in NFL history.
- Threw for 277 yards in the first half of Week 11, the most by any rookie quarterback in a first half over the last 40 seasons.
- Became the third quarterback in NFL history to have 300 passing yards and a rushing score in a debut.
- Threw for the fourth-most passing yards in a debut since 1970.
- Became the first quarterback to throw a touchdown and run for a score in the first half of a debut since 1954.

OFFENSIVE ROOKIE OF THE YEAR

Justin Herbert earned widespread recognition as the Offensive Rookie of the Year, including as the 10th quarterback in history to win the honor from *The Associated Press*. Herbert was also selected by *Professional Football Writers of America* as Rookie of the Year and Offensive Rookie of the Year — becoming the second and seventh quarterback to win those awards, respectively. He is the first player in history to be recognized with all three honors.

QUARTERBACKS TO WIN AP OFFENSIVE ROOKIE OF THE YEAR

Season	Team	Player	Combined TDs
2023	Hou.	C.J. Stroud	26
2020	LAC	Justin Herbert	36
2019	Ari.	Kyler Murray	24
2016	Dal.	Dak Prescott	29
2012	Was.	Robert Griffin III	27
2011	Car.	Cam Newton	35
2010	StL	Sam Bradford	19
2008	Atl.	Matt Ryan	17
2006	Ten.	Vince Young	19
2004	Pit.	Ben Roethlisberger	18
1970	Buf.	Dennis Shaw	10

HOT OUT OF THE GATE

Justin Herbert kicked off his career with a pair of historic streaks. As a rookie, he tossed a touchdown pass in each of the first 10 games of his career, just one less than the all-time record. Herbert's streak of games with 250-plus passing yards to start a career ended at seven contests, ranking second in NFL history.

PLAYERS WITH A PASSING TOUCHDOWN, CONSECUTIVE GAMES TO START CAREER, NFL HISTORY

Rank	Team	Player	Consecutive Games
1.	Was.	QB Mark Rypien	11
2.	LAC	QB Justin Herbert	10
3.	Den.	QB Jay Cutler	9

PLAYERS WITH 250 PASSING YARDS, CONSECUTIVE GAMES TO START CAREER, NFL HISTORY

Rank	Team	Player	Consecutive Games
1.	K.C.	QB Patrick Mahomes	10
2.	LAC	QB Justin Herbert	7
3.	—	Seven Other Players	2

J.K. DOBBINS



DOBBINS FINDS PAYDIRT

One of football's best running backs this year, **J.K. Dobbins** has scored eight rushing touchdowns, good for No. 4 in the AFC and ninth in the NFL.

RUSHING TOUCHDOWNS, NFL, 2024

Rank	Team	Player	Rushing Touchdowns
1.	Bal.	RB Derrick Henry	13
2.	Det.	RB David Montgomery	11
	Phi.	QB Jalen Hurts	11
4.	Buf.	RB James Cook	10
	Det.	RB Jahmyr Gibbs	10
	Hou.	RB Joe Mixon	10
	Phi.	RB Saquon Barkley	10
8.	LAR	RB Kyren Williams	9
9.	LAC	RB J.K. Dobbins	8
10.	Car.	RB Chuba Hubbard	7
	G.B.	RB Josh Jacobs	7
	Sea.	RB Kenneth Walker III	7
	Was.	RB Brian Robinson Jr.	7

SETTING THE PACE

J.K. Dobbins ranks No. 2 among AFC running backs this season with his 4.88-yard rushing average (min. 100 att.) and ranks No. 4 in the AFC with 766 rushing yards.

The Ohio State product has 24 carries for 10-plus yards this season, ranking tied for third in the AFC.

RUSHING AVERAGE, RBs, MIN. 100 ATT., AFC, 2024

Rank	Team	Player	Rushing Average
1.	Bal.	RB Derrick Henry	6.00
2.	LAC	RB J.K. Dobbins	4.85
3.	Ind.	RB Jonathan Taylor	4.40
4.	Buf.	RB James Cook	4.35
5.	Ten.	RB Tony Pollard	4.35

RUSHING YARDS, AFC, 2024

Rank	Team	Player	Rushing Yards
1.	Bal.	RB Derrick Henry	1,325
2.	Ten.	RB Tony Pollard	800
3.	Hou.	RB Joe Mixon	786
4.	LAC	RB J.K. Dobbins	766
5.	Pit.	RB Najee Harris	749

RUSHES OF 10-PLUS YARDS, AFC, 2024

Rank	Team	Player	No.
1.	Bal.	RB Derrick Henry	27
2.	Bal.	QB Lamar Jackson	25
3.	LAC	RB J.K. Dobbins	24
	Ten.	RB Tony Pollard	24
5.	Hou.	RB Joe Mixon	21
	Ind.	RB Jonathan Taylor	21

J.K. DOBBINS

DOBBINS DOMINATES FIRST TWO WEEKS

J.K. Dobbins built off his dominant Week 1 performance in Week 2 to record 131 rushing yards and a score on 17 carries (7.7 avg.). He scored on a 43-yard run in the second quarter, his league-leading third run of at least 40 yards in 2024 to that point.

He became just the sixth player in the last 75 years and first since 1998 to record back-to-back games with 130 yards on the ground and a rushing score in his team's first two games of a season. Dobbins also is the seventh player in the last 75 years and first since 2006 to begin a season with two consecutive games with 130-plus yards on the ground.

PLAYERS WITH 130 RUSHING YARDS AND A RUSHING TOUCHDOWN, CONSECUTIVE GAMES TO START SEASON, NFL, SINCE 1948

Season	Team	Player	Consecutive Games
1975	Buf.	RB O.J. Simpson*	4
2024	LAC	RB J.K. Dobbins	2
1998	S.F.	RB Garrison Hearst	2
1980	Det.	RB Billy Sims	2
1963	Cle.	RB Jim Brown*	2
1955	BalC**	RB Alan Ameche	2

PLAYERS WITH 130 RUSHING YARDS, CONSECUTIVE GAMES TO START SEASON, NFL, SINCE 1948

Season	Team	Player	Consecutive Games
1975	Buf.	RB O.J. Simpson*	4
2024	LAC	RB J.K. Dobbins	2
2006	Atl.	RB Warrick Dunn	2
1998	S.F.	RB Garrison Hearst	2
1980	Det.	RB Billy Sims	2
1963	Cle.	RB Jim Brown*	2
1955	BalC**	RB Alan Ameche	2

*Pro Football Hall of Famer
**Baltimore Colts



DOBBINS RUNS WILD IN WEEK 1 WIN

In the Week 1 victory, **J.K. Dobbins** rushed for 135 yards and a touchdown on 10 carries (13.5 avg.), highlighted by multiple carries of 45-plus yards.

Dobbins, who returned to action after missing most of last season due to injury, became just the third player in the last 30 seasons to post multiple 45-yard runs a Week 1 contest, while his 13.5-yard rushing average was the best by any player in the first week of a season in NFL history (min. 10 att.).

He headlined a Bolts rushing offense that ran for 176 yards and averaged 6.5 yards per attempt in the victory, the best rushing average by any AFC team in Week 1.

RUSHING AVERAGE, SINGLE GAME, MINIMUM 10 ATTEMPTS, KICKOFF WEEKEND, NFL HISTORY

Rk.	Team	Game	Player	Rush Avg.
1.	LAC	Sept. 8, 2024 vs. L.V.	RB J.K. Dobbins	13.5
2.	ChiC*	Sept. 29, 1949 vs. Was.	HB Charley Trippi	13.0
3.	ChiC*	Sept. 27, 1959 vs. Was.	WR Bobby Joe Conrad	12.7
4.	NYJ	Sept. 11, 2023 vs. Buf.	RB Breece Hall	12.7
5.	Buf.	Sept. 8, 2012 at NYJ	RB C.J. Spiller	12.1

*Chicago Cardinals

RUSHES OF 45-PLUS YARDS, SINGLE GAME, KICKOFF WEEKEND, SINCE 1991

Rk.	Team	Game	Player	No.
1.	LAC	Sept. 8, 2024 vs. L.V.	RB J.K. Dobbins	2
	Buf.	Sept. 8, 2012 at NYJ	RB C.J. Spiller	2
	Min.	Sept. 6, 1992 at G.B.	RB Terry Allen	2
4.	—	Several Others		1

DERWIN JAMES JR.



DERWIN'S PICKS AND SACKS BY PASSER

Derwin James Jr., has recorded eight interceptions and 14.0 sacks in his career. He has brought down Patrick Mahomes the most, totaling two sacks of the Texas Tech product. Below is a look at his career regular-season sacks and interceptions by passer:

REGULAR-SEASON CAREER INTs BY PASSER (8)

INTs	Passer	Most Recent INT
1	QB Tyson Bagent	Oct. 29, 2023 vs. Chi.
	QB Derek Carr	Oct. 4, 2021 vs. L.V.
	QB Nick Foles	Dec. 26, 2022 at Ind.
	QB Jared Goff	Sept. 23, 2018 at LAR
	QB Drew Lock	Nov. 28, 2021 at Den.
	QB Kyler Murray	Nov. 27, 2022 at Ari.
	QB Ben Roethlisberger	Dec. 2, 2018 at Pit.
	QB Josh Rosen	Nov. 25, 2018 vs. Ari.

REGULAR-SEASON CAREER SACKS BY PASSER (14.0)

Sacks	Passer	Most Recent Sack
2.0	QB Patrick Mahomes	Nov. 20, 2022 vs. K.C.
1.5	QB Baker Mayfield	Oct. 10, 2021 vs. Cle.
1.0	QB Josh Allen	Sept. 16, 2018 at Buf.
	QB C.J. Beathard	Sept. 30, 2018 vs. S.F.
	QB Joe Burrow	Nov. 17, 2024 vs. Cin.
	QB Derek Carr	Sept. 11, 2022 vs. L.V.
	QB Justin Fields	Sept. 22, 2024 at Pit.
	QB Lamar Jackson	Nov. 25, 2024 vs. Bal.
	QB Marcus Mariota	Nov. 6, 2022 at Atl.
	QB Jarrett Stidham	Dec. 31, 2023 at Den.
	QB Russell Wilson	Oct. 17, 2022 vs. Den.
	QB Bailey Zappe	Dec. 3, 2023 at N.E.
0.5	QB Dak Prescott	Sept. 19, 2021 vs. Dal.

AMONG THE BEST THROUGH 70 GAMES

Derwin James Jr., who has appeared in 74 career games, recorded 521 tackles, 27 tackles for loss and 12.5 sacks in his first 70 career games played. He was just the 10th NFL player and the first defensive back to record 500 tackles, 25 tackles for loss and 10.0 sacks within the first 70 games of a career since tackles for loss began being tracked in 2008.

PLAYERS WITH 500 TACKLES, 25 TACKLES FOR LOSS AND 10 SACKS, FIRST 70 CAREER GAMES, NFL, SINCE 2008

Seasons	Team/s	Player	Sacks	TFL	Tackles
2018-24	LAC	S Derwin James Jr.	12.5	27	521
2019-23	T.B.	LB Devin White	21.5	37	539
2018-23	Ind.	LB Shaquille Leonard	15.0	32	605
2018-22	Chi./Bal.	LB Roquan Smith	16.5	47	611
2016-20	G.B./NYG	LB Blake Martinez	12.0	35	586
2012-17	Ind./Chi.	LB Jerrell Freman	12.0	29	598
2012-16	Sea.	LB Bobby Wagner	12.0	30	621
2012-16	T.B.	LB Lavonte David	14.0	78	620
2010-15	S.F.	LB NaVorro Bowman	10.0	33	507
2007-11	S.F.	LB Patrick Willis	16.0	34	649

James is also one of six players — and the only defensive back — since the turn of the century to post 500 tackles, five interceptions and 10 sacks within the first 70 games of a career.

PLAYERS WITH 500 TACKLES, FIVE INTERCEPTIONS AND 10 SACKS, FIRST 70 CAREER GAMES, NFL, SINCE 2000

Seasons	Team/s	Player	Sacks	INTs	Tackles
2018-24	LAC	S Derwin James Jr.	12.5	8	521
2018-23	Ind.	LB Shaquille Leonard	15.0	12	605
2018-22	Chi./Bal.	LB Roquan Smith	16.5	7	611
2012-16	Sea.	LB Bobby Wagner	12.0	6	621
2012-16	T.B.	LB Lavonte David	14.0	9	620
2000-04	Chi.	LB Brian Urlacher	25.0	6	559

MAKING AN IMPACT

Derwin James Jr., eclipsed 500 career tackles in his 67th career game, doing so faster than any defensive back since the turn of the century. With 562 tackles in 76 career games, James is on pace to set the mark for the fewest games to reach 600 tackles.

FEWEST GAMES TO 500 TACKLES, DEFENSIVE BACKS, NFL, SINCE 2000

Rank	Team/s	Player	Games
1.	LAC	S Derwin James Jr.	67
2.	NYG/Was.	S Landon Collins	68
3.	NYG/Oak./Mia.	S Gibril Wilson	71

FEWEST GAMES TO 600 TACKLES, DEFENSIVE BACKS, NFL, SINCE 2000

Rank	Team	Player	Games
1.	NYG/Was.	S Landon Collins	84
2.	G.B.	S Morgan Burnett	87
3.	Ari.	S Budda Baker	89
—	LAC	S Derwin James Jr.	76

KHALIL MACK

RETURN OF THE MACK

Since entering the NFL in 2014, **Khalil Mack** has totaled 106.0 sacks, the second-most over that span. He's one of football's top defenders at forcing turnovers, leading the league in forced fumbles and ranking No. 2 in strip-sacks since entering the NFL.

Mack's 253 career hurries lead the league since he entered the NFL in 2014, while his 443 pressures rank No. 2 over that span.

SACKS, NFL, SINCE 2014

Rank	Team/s	Player	Sacks
1.	LAR	DT Aaron Donald	111.0
2.	Oak./Chi./LAC	OLB Khalil Mack	106.0
3.	Pit.	LB T.J. Watt	104.0
4.	Cle.	DE Myles Garrett	98.5
5.	Min./Hou.	DE Danielle Hunter	98.0

FORCED FUMBLES, NFL, SINCE 2014

Rank	Team/s	Player	Forced Fum.
1.	Oak./Chi./LAC	OLB Khalil Mack	32
2.	Pit.	LB T.J. Watt	31
3.	N.E./Ari./L.V.	OLB Chandler Jones	30
4.	T.B.	LB Lavonte David	29
5.	LAR	DT Aaron Donald	24

STRIP-SACKS, NFL, SINCE 2014

Rk.	Team/s	Player	Strip Sacks
1.	N.E./Ari./L.V.	OLB Chandler Jones	26
2.	Oak./Chi./LAC	OLB Khalil Mack	24
3.	Pit.	LB T.J. Watt	22
4.	Cle.	DE Myles Garrett	19
	Den./T.B.	OLB Shaquil Barrett	19
6.	LAR	DT Aaron Donald	18
	StL/LAR/Mia./Dal./Chi./Phi.	LB Robert Quinn	18
	Jax./Min./Bal./L.V./Ind./Chi.	DE Yannick Ngakoue	18

QUARTERBACK HURRIES, NFL, SINCE 2014

Rank	Team/s	Player	Hurries
1.	Oak./Chi./LAC	OLB Khalil Mack	253
2.	LAR	DT Aaron Donald	214
3.	N.O.	DE Cameron Jordan	213
4.	Den./LAR/Buf.	OLB Von Miller	212
5.	Buf./Hou.	DL Jerry Hughes	204

DEFENSIVE PRESSURES, NFL, SINCE 2014

Rank	Team/s	Player	Pressures
1.	LAR	DT Aaron Donald	475
2.	Oak./Chi./LAC	OLB Khalil Mack	444
3.	N.O.	DE Cameron Jordan	399
	Den./LAR/Buf.	OLB Von Miller	399
5.	Hou./Ari.	DE J.J. Watt	393



MACK TOPS 100 CAREER SACKS

In the 150th regular-season game of his career, **OLB Khalil Mack** eclipsed 100 career sacks in the second quarter on a nine-yard takedown. Now 161 games into his career, Mack's 106.0 sacks rank No. 4 among active NFL players.

SACKS, ACTIVE NFL PLAYERS

Rank	Team/s	Player	Sacks
1.	Den./LAR/Buf.	OLB Von Miller	127.5
2.	N.O.	DE Cameron Jordan	118.5
3.	Ari./Jax./Bal./Atl./Mia.	DL Calais Campbell	109.5
4.	Oak./Chi./LAC	OLB Khalil Mack	106.0
5.	Pit.	LB T.J. Watt	104.0
6.	Cle.	DE Myles Garrett	98.5
7.	Min./Hou.	DE Danielle Hunter	98.0

MACK MAKES HISTORY

Khalil Mack eclipsed 12 sacks in 2023, the third season of his career with at least 12 sacks — and with his third franchise. He joined Hall of Famer Kevin Greene as the only two players to have a 12-sack season with three different franchises since the individual sack became an official statistic in 1982.

PLAYERS WITH 12-SACK SEASON WITH THREE DIFFERENT FRANCHISES, NFL, SINCE 1982

Player	Teams (Seasons)
OLB Khalil Mack	Raiders ('15), Bears ('18), Chargers ('23)
LB Kevin Greene*	Rams ('88-90), Steelers ('93-94), Panthers ('96, '99)

*Pro Football Hall of Famer

KHALIL MACK

MACK DROPS SIX SACKS IN VICTORY



Khalil Mack had a historic performance in the team's 2023 Week 4 win over the Raiders. He set a single-game team record and career high with six sacks, including a pair of strip-sacks. It was the first six-sack performance by any NFL player since 2017 and just the sixth since the stat began being tracked in 1982.

Mack added 10 tackles (eight solo), five tackles for loss, four quarterback hits and a pass defended. He was the only player since at least 2000 to have six sacks and at least 10 tackles in a single game. He was recognized as AFC Defensive Player of the Week for his performance, the fourth weekly award of his career.

Along with his five-sack performance in 2015, Mack joined Hall of Fame LB Derrick Thomas as the only players with multiple games of five or more sacks since the stat started being tracked in 1982.

SACKS, SINGLE GAME, NFL, SINCE 1982

Rk.	Team	Game	Player	Sacks
1.	K.C.	Nov. 11, 1990 vs. Sea.	LB Derrick Thomas	7.0
2.	LAC	Oct. 1, 2023 vs. L.V.	OLB Khalil Mack	6.0
	Atl.	Nov. 12, 2017 vs. Dal.	DL Adrian Clayborn	6.0
	NYG	Sept. 30, 2007 vs. Phi.	DE Osi Umenyiora	6.0
	K.C.	Sept. 6, 1998 vs. Oak.	LB Derrick Thomas	6.0
	S.F.	Nov. 13, 1983 vs. N.O.	DE Fred Dean	6.0
7.	S.F.	Nov. 19, 2012 vs. Chi.	OLB Aldon Smith	5.5
	Det.	Sept. 4, 1983 at T.B.	DE William Gay	5.5

SACKS, SINGLE GAME, CHARGERS, SINCE 1982

Rank	Game	Player	Sacks
1.	Oct. 1, 2023 vs. L.V.	OLB Khalil Mack	6.0
	Nov. 16, 1986 vs. Dal.	DE Leslie O'Neal	5.0
3.	Dec. 18, 2011 vs. Bal.	OLB Antwan Barnes	4.0
	Oct. 3, 2010 vs. Ari.	LB Shaun Phillips	4.0
	Oct. 22, 1995 at Sea.	DE Leslie O'Neal	4.0
	Dec. 6, 1992 at Phx.*	DE Leslie O'Neal	4.0
	Dec. 22, 1991 vs. Den.	DE Leslie O'Neal	4.0

*Phoenix Cardinals

TOP OF THE CHARTS

Khalil Mack ranked fourth in the NFL in 2023 with 17.0 sacks, setting a new single-season career high. His four strip-sacks were tied for the second-most in the NFL.

SACKS, NFL, 2023

Rank	Team	Player	Sacks
1.	Pit.	LB T.J. Watt	19.0
2.	Cin.	DE Trey Hendrickson	17.5
	Jax.	OLB Josh Allen	17.5
4.	LAC	OLB Khalil Mack	17.0
5.	Min.	OLB Danielle Hunter	16.5
6.	L.V.	DE Maxx Crosby	14.5

STRIP SACKS, NFL, 2023

Rank	Team	Player	Strip-Sacks
1.	Mia.	LB Bradley Chubb	5
2.	LAC	OLB Khalil Mack	4
	Cle.	DE Myles Garrett	4
	Pit.	LB T.J. Watt	4
5.	Cin.	DE Trey Hendrickson	3
	Det.	DE Aidan Hutchinson	3
	Ind.	DE Samson Ebukam	3
	L.V.	DE Malcolm Koonce	3
	Min.	OLB Danielle Hunter	3
	T.B.	OLB Shaquil Barrett	3

MACK ATTACK

By setting his career high with 17.0 sacks in 2023, **Khalil Mack** tied for the most sacks in a single season by a Charger since the individual sack began being tracked in 1982.

Mack forced a total of five fumbles on the year, including four that were strip-sacks. Since forced fumbles began being tracked in 1994, Mack's five tied for the third-most by a Charger in a single season.

SACKS, SINGLE SEASON, CHARGERS, SINCE 1982

Rank	Season	Player	Sacks
1.	2023	OLB Khalil Mack	17.0
	2006	LB Shawne Merriman	17.0
	1992	DE Leslie O'Neal	17.0
4.	1986	DE Lee Williams	15.0
5.	1989	DE Lee Williams	14.0

FORCED FUMBLES, SINGLE SEASON, CHARGERS, SINCE 1994

Rank	Season	Player	Forced Fumbles
1.	2021	OLB Joey Bosa	7
	2009	LB Shaun Phillips	7
3.	2023	OLB Khalil Mack	5
	—	Two Other Players	5

KHALIL MACK

MACK'S PICKS BY PASSER

Khalil Mack has picked off three passes, including two that he returned for a touchdown. Below is a look at his career regular-season interceptions by quarterback:

REGULAR-SEASON CAREER INTs BY PASSER (3)

INTs	Passer	Most Recent INT
1	QB Kirk Cousins QB DeShone Kizer QB Cam Newton	Nov. 16, 2020 vs. Min. Sept. 9, 2018 at G.B. Nov. 27, 2016 vs. Car.



MACK'S SACKS BY PASSER

Khalil Mack has sacked 49 players in the regular season for a total of 106.0 career sacks. Below is a list of his career sacks by passer:

REGULAR-SEASON CAREER SACKS BY PASSER (106.0)

Sacks	Passer	Most Recent Sack
6.0	QB Aidan O'Connell QB Brock Osweiler	Oct. 1, 2023 vs. L.V. Nov. 21, 2016 vs. Hou.
5.5	QB Aaron Rodgers QB Alex Smith	Oct. 17, 2021 vs. G.B. aDec. 10, 2017 at K.C.
5.0	QB Trevor Siemian	Nov. 26, 2017 vs. Den.
4.0	QB Derek Carr QB Kirk Cousins QB Dak Prescott	Sept. 11, 2022 L.V. Dec. 20, 2020 at Min. Oct. 16, 2023 vs. Dal.
3.0	QB Tom Brady QB Jared Goff QB Josh McCown QB Jameis Winston	Oct. 8, 2020 vs. T.B. Oct. 3, 2021 vs. Det. Sept. 17, 2017 vs. NYJ Nov. 3, 2024 at Cle.
2.0	QB Sam Bradford QB Teddy Bridgewater QB Joe Flacco QB Lamar Jackson QB Daniel Jones QB Colin Kaepernick QB Case Keenum QB Jordan Love QB Patrick Mahomes QB Marcus Mariota QB Baker Mayfield QB Philip Rivers QB Geno Smith QB Matthew Stafford QB Russell Wilson QB Zach Wilson QB Bailey Zappe	Sept. 23, 2018 at Ari. Oct. 18, 2020 at Car. Sept. 15, 2019 at Den. Nov. 26, 2023 vs. Bal. Sept. 20, 2020 vs. NYG Dec. 7, 2017 vs. S.F. Sept. 23, 2019 at Was. Nov. 19, 2023 at G.B. Sept. 15, 2022 at K.C. Nov. 29, 2015 at Ten. Sept. 26, 2021 at Cle. Oct. 27, 2019 vs. LAC Dec. 3, 2017 vs. NYG Nov. 11, 2018 vs. Det. Oct. 17, 2022 vs. Den. Nov. 6, 2023 at NYJ Dec. 3, 2023 at N.E.
1.5	QB Gardner Minshew II	Sept. 8, 2024 vs. L.V.
1.0	QB Blake Bortles QB Drew Brees QB Joe Burrow QB Jay Cutler QB Justin Fields QB Ryan Fitzpatrick QB Nick Foles QB Blaine Gabbert QB Jimmy Garoppolo QB DeShone Kizer QB Eli Manning QB Davis Mills QB Cam Newton QB Kyle Orton QB Spencer Rattler QB Jarrett Stidham QB Tyrod Taylor QB Deshaun Watson	Oct. 23, 2016 at Jax. Nov. 1, 2020 vs. N.O. Sept. 19, 2021 vs. Cin. Oct. 4, 2015 at Chi. Sept. 22, 2024 at Pit. Sept. 30, 2018 vs. T.B. Dec. 26, 2022 at Ind. Jan. 7, 2024 vs. K.C. Nov. 13, 2022 at S.F. Sept. 9, 2018 at G.B. Dec. 2, 2018 at NYG Oct. 2, 2022 at Hou. Nov. 27, 2016 vs. Car. Dec. 21, 2014 vs. Buf. Oct. 27, 2024 vs. N.O. Dec. 31, 2023 at Den. Dec. 4, 2016 vs. Buf. Dec. 13, 2020 vs. Hou.
0.5	QB Matt Ryan	Sept. 27, 2020 at Atl.

POSTSEASON CAREER SACKS BY PASSER (1.0)

Sacks	Passer	Most Recent Sack
1.0	QB Trevor Lawrence	Jan. 14, 2023 at Jax.* *AFC Wild Card

JOEY BOSA



NOT YOUR AVERAGE JOEY

Since entering the NFL in 2016, **Joey Bosa** has been a force, recording the sixth-best sacks-per-game over that span (min. 80 games played). He is also ranks No. 11 in that time with 70.0 sacks.

SACKS PER GAME, MIN. 80 GAMES PLAYED, SINCE 2016

Rank	Team/s	Player	Sacks/Game
1.	Pit.	LB T.J. Watt	0.90
2.	Cle.	DE Myles Garrett	0.89
3.	Min./Hou.	DE Danielle Hunter	0.79
4.	Ari./L.V.	OLB Chandler Jones	0.77
5.	LAR	DT Aaron Donald	0.75
6.	LAC	OLB Joey Bosa	0.69
7.	N.O./Cin.	DE Trey Hendrickson	0.68
8.	Oak./Chi./LAC	OLB Khalil Mack	0.67
9.	L.V.	DE Maxx Crosby	0.63
10.	Den./LAR/Buf.	OLB Von Miller	0.63

SACKS, NFL, SINCE 2016

Rank	Team/s	Player	Sacks
1.	Pit.	LB T.J. Watt	104.0
2.	Cle.	DE Myles Garrett	98.5
3.	Min./Hou.	OLB Danielle Hunter	92.0
4.	LAR	DT Aaron Donald	91.0
5.	Oak./Chi./LAC	OLB Khalil Mack	87.0
6.	N.O.	DE Cameron Jordan	79.5
7.	K.C.	DT Chris Jones	78.5
8.	Ari./L.V.	OLB Chandler Jones	76.0
9.	N.O./Cin.	DE Trey Hendrickson	71.0
10.	Jax./Min./Bal./L.V./Ind./Chi.	DE Yannick Ngakoue	70.5
11.	LAC	OLB Joey Bosa	70.0
12.	Bal./N.E./Atl.	LB Matthew Judon	69.0

FORCING THE ISSUE

After leading the NFL with seven strip-sacks in 2021, **Joey Bosa** continues to be among the league's best at jarring the ball free. He has nine strip-sacks since 2021, good for the fourth-most in the NFL over that span and ranks tied for No. 2 in forced fumbles.

STRIP-SACKS, NFL, SINCE 2021

Rank	Team/s	Player	Strip-Sacks
1.	Cin.	DE Trey Hendrickson	10
	Cle.	DE Myles Garrett	10
	Pit.	LB T.J. Watt	10
3.	LAC	OLB Joey Bosa	9
5.	Car./Phi./NYJ	LB Haason Reddick	8
	Den./Mia.	OLB Bradley Chubb	8
	S.F.	DL Nick Bosa	8
8.	—	Five Other Players	7

FORCED FUMBLES, NFL, SINCE 2021

Rank	Team/s	Player	Forced Fumbles
1.	Pit.	LB T.J. Watt	14
2.	LAC	OLB Joey Bosa	10
	Cin.	DE Trey Hendrickson	10
	Cle.	DE Myles Garrett	10
	S.F.	LB Fred Warner	10
6.	Chi./LAC	OLB Khalil Mack	9
	Den./Mia.	OLB Bradley Chubb	9
	Ind./NYG	LB Bobby Okereke	9
	T.B.	S Antoine Winfield Jr.	9
	S.F.	DL Nick Bosa	9
10.	—	Six Other Players	8

Bosa has gone for the ball when taking down the quarterback since he entered the NFL. His 14 career strip-sacks are tied for the ninth-most since 2016.

10 of Bosa's 14 career strip-sacks came on third down, which leads the NFL over that span. Seven of his third-down strip-sacks have come since 2021, which is also a league-high.

STRIP-SACKS, THIRD DOWN, NFL, SINCE 2016

Rk.	Team/s	Player	Strip-Sacks
1.	LAC	OLB Joey Bosa	10
2.	StL/LAR/Mia./Dal./Chi./Phi.	LB Robert Quinn	8
	Jax./LAR/Atl./Dal.	DE Dante Fowler Jr.	8
	Pit.	LB T.J. Watt	8
5.	LAR	DT Aaron Donald	7

STRIP-SACKS, THIRD DOWN, NFL, SINCE 2021

Rank	Team/s	Player	Strip-Sacks
1.	LAC	OLB Joey Bosa	7
2.	S.F./Ind.	DE Samson Ebukam	5
	Pit.	LB T.J. Watt	5
4.	Ten./Atl./LAC	OLB Bud Dupree	4
	Sea./Chi.	DE Darrell Taylor	4
	Cin.	DE Trey Hendrickson	4
	T.B.	OLB Shaquil Barrett	4

JOEY BOSA

BOSA'S SACKS BY PASSER

Joey Bosa has 70.0 career sacks. He has sacked QB Derek Carr 8.5 times in his career, more than he's sacked any other quarterback. Bosa has brought down 42 different passers in his career, including 17 more than once. Below is a look at his career sacks by passer:

REGULAR-SEASON CAREER SACKS BY PASSER (70.0)		
Sacks	Passer	Most Recent Sack
8.5	QB Derek Carr	Sept. 11, 2022 vs. L.V.
4.0	QB Ryan Tannehill	Sept. 17, 2023 at Ten.
3.5	QB Trevor Siemian	Oct. 22, 2017 vs. Den.
	QB Gardner Minshew II	Sept. 8, 2024 vs. L.V.
2.5	QB Patrick Mahomes	Dec. 16, 2021 vs. K.C.
	QB Josh Rosen	Sept. 29, 2019 at Mia.
	QB Zach Wilson	Nov. 6, 2023 at NYJ
2.0	QB Josh Allen	Nov. 29, 2020 at Buf.
	QB Kirk Cousins	Sept. 24, 2023 at Min.
	QB Robert Griffin III	Dec. 24, 2016 at Cle.
	QB Eli Manning	Oct. 8, 2015 at NYG
	QB Ben Roethlisberger	Nov. 21, 2021 vs. Pit.
	QB Matt Ryan	Oct. 23, 2016 at Atl.
	QB Alex Smith	Sept. 24, 2017 vs. K.C.
	QB Mitchell Trubisky	Oct. 27, 2019 at Chi.
1.5	QB Lamar Jackson	Oct. 17, 2021 at Bal.
	QB Aaron Rodgers	Nov. 3, 2019 vs. G.B.
1.0	WR Davante Adams	Sept. 11, 2022 vs. L.V.
	QB Tyson Bagent	Oct. 29, 2023 vs. Chi.
	QB Matt Barkley	Nov. 29, 2020 at Buf.
	QB Blake Bortles	Nov. 12, 2017 at Jax.
	QB Tom Brady	Oct. 29, 2017 at N.E.
	QB Drew Brees	Oct. 12, 2020 at N.O.
	QB Teddy Bridgewater	Sept. 27, 2020 vs. Car.
	QB Jacoby Brissett	Sept. 8, 2019 vs. Ind.
	QB Joe Burrow	Sept. 13, 2020 at Cin.
	QB Jeff Driskel	Dec. 9, 2018 vs. Cin.
	QB Joe Flacco	Oct. 6, 2019 vs. Den.
	QB Ryan Fitzpatrick	Sept. 12, 2021 at Was.
	QB Mike Glennon	Dec. 12, 2021 vs. NYG
	QB Jalen Hurts	Nov. 7, 2021 at Phi.
	QB Case Keenum	Dec. 30, 2017 at Den.
	QB DeShone Kizer	Dec. 3, 2017 vs. Cle.
	QB Will Levis	Nov. 10, 2024 vs. Ten.
	QB Drew Lock	Nov. 28, 2021 at Den.
	QB Cam Newton	Dec. 11, 2016 at Car.
	QB Tyrod Taylor	Nov. 19, 2017 vs. Buf.
	QB Russell Wilson	Jan. 8, 2023 at Den.
	QB Jameis Winston	Dec. 4, 2016 vs. T.B.
	QB Bryce Young	Sept. 15, 2024 at Car.
0.5	QB Brock Osweiler	Nov. 27, 2016 at Hou.
	QB Deshaun Watson	Sept. 22, 2019 vs. Hou.

POSTSEASON CAREER SACKS BY PASSER (1.0)		
Sacks	Passer	Most Recent Sack
1.0	QB Lamar Jackson	Jan. 6, 2019 at Bal.* *AFC Wild Card



ONE OF A KIND

With 8.5 sacks in his first eight games of 2017, **Joey Bosa** brought his career total to 19.0 sacks over his first 20 career games. That topped the previous NFL record of 18.5 set by Aldon Smith in 2012.

SACKS, FIRST 20 CAREER GAMES, NFL HISTORY			
Rank	Team	Player	Sacks
1.	Chargers	DE Joey Bosa	19.0
2.	49ers	LB Aldon Smith	18.5
3.	Cowboys	LB Micah Parsons	17.0
	Packers	LB Clay Matthews	17.0

BRING THE HEAT

Joey Bosa ranks second in sacks in team history after reaching 70.0 for his career.

CAREER SACKS LEADERS, CHARGERS HISTORY SINCE 1982			
Rank	Seasons	Player	Sacks
1.	1986-95	DE Leslie O'Neal	105.5
2.	2016-Present	OLB Joey Bosa	70.0
3.	2004-12	LB Shaun Phillips	69.5
4.	1984-90	DE Lee Williams	65.5
5.	2012-20	DE Melvin Ingram III	49.0
6.	1990-2002	LB Junior Seau	47.0

TULI TUIPULOTU

REMEMBER, REMEMBER TULI IN NOVEMBER

Tuli Tuipulotu has been the NFL's most disruptive pass rusher during the month of November, tying for the league lead with six sacks during the month.

The former Pac-12 Defensive Player of the Year also leads the league with 10 quarterback hits in November. With six tackles for loss during the month, Tuipulotu is just the fifth player in the last 10 seasons to have five sacks, 10 quarterback hits and five tackles for loss during a single November.

SACKS LEADERS, NOVEMBER, NFL, 2024

Rank	Team	Player	Sacks
1.	LAC	OLB Tuli Tuipulotu	6.0
	Cle.	DE Myles Garrett	6.0
3.	Hou.	DE Danielle Hunter	5.0
	LAR	DE Braden Fiske	5.0
5.	Cin.	DE Trey Hendrickson	4.5

QUARTERBACK HITS LEADERS, NOVEMBER, NFL, 2024

Rank	Team	Player	QB Hits
1.	LAC	OLB Tuli Tuipulotu	10
2.	Bal.	Oafe Oweh	9
	Cin.	DE Trey Hendrickson	9
4.	Cle.	DE Myles Garrett	8
5.	—	Four Other Players	7

PLAYERS WITH FIVE SACKS, 10 QUARTERBACK HITS AND FIVE TACKLES FOR LOSS, SINGLE NOVEMBER, NFL, SINCE 2015

Month	Team	Player	Sks	QB Hits	TFLs
Nov. 2024	LAC	OLB Tuli Tuipulotu	6.0	10	6
Nov. 2021	Dal.	LB Micah Parsons	6.5	12	8
Nov. 2020	N.O.	DE Cameron Jordan	5.0	10	6
Nov. 2019	NYJ	S Jamal Adams	6.5	10	5
Nov. 2015	Hou.	DE J.J. Watt	7.5	26	9

TULI IMPACTS TWO PHASES

In the team's Week 9 victory, **OLB Tuli Tuipulotu** recorded 2.5 sacks on defense and a pair of special teams tackles, becoming the first NFL player since 2020 and fifth since 2015 to have multiple sacks and multiple special teams tackles in the same game.

PLAYER WITH MULTIPLE SACKS AND MULTIPLE SPECIAL TEAMS TACKLES, SINGLE GAME, NFL, SINCE 2015

Game	Tm.	Player	Scks.	ST Tkl.
Nov. 3, 2024 at Cle.	LAC	OLB Tuli Tuipulotu	2.5	2
Dec. 20, 2020 vs. Phi.	Ari.	LB Dennis Gardeck	2.0	2
Oct. 15, 2017 vs. Chi.	Bal.	LB Matthew Judon	2.0	2
Dec. 18, 2016 vs. Cle.	Buf.	LB Lorenzo Alexander	1.5	3
Dec. 6, 2015 at Oak.	K.C.	LB Frank Zombo	2.0	3

TULI'S STREAK OF MULTI-SACK GAMES



In three-straight games during team's four-game winning streak in November, **Tuli Tuipulotu** recorded multiple sacks. He was the second NFL player this season and fourth Charger since sacks became an official statistic in 1982 to have three-straight games with multiple sacks. Tuipulotu is just the eighth player to have a three-game multi-sack streak within the first two seasons of a career since sacks became an official stat in 1982.

CONSECUTIVE MULTI-SACK GAMES, CHARGERS, SINCE 1982

Rk.	Player	Dates	Consec. Games
1.	OLB Tuli Tuipulotu	Nov. 3, 2024-Nov. 17, 2024	3
	OLB Khalil Mack	Nov. 19, 2023-Dec. 3, 2023	3
	OLB Joey Bosa	Oct. 20, 2019-Nov. 3, 2019	3
	LB Shawne Merriman	Oct. 29, 2006-Dec. 10, 2006	3

CONSECUTIVE MULTI-SACK GAMES, NFL, 2024

Rk.	Team	Player	Consec. Games (Dates)
1.	LAC	OLB Tuli Tuipulotu	3 (Nov. 3, 2024-Nov. 17, 2024)
	Bal.	OLB Kyle Van Noy	3 (Sept. 15, 2024-Sept. 29, 2024)

CONSECUTIVE MULTI-SACK GAMES, WITHIN FIRST TWO PRO SEASONS, NFL, SINCE 1982

Rk.	Team	Player	Consec. Games (Dates)
1.	S.F.	LB Aldon Smith	4 (Oct. 29, 2012-Nov. 25, 2012)
2.	LAC	OLB Tuli Tuipulotu	3 (Nov. 3, 2024-Nov. 17, 2024)
	Oak.	DE Khalil Mack	3 (Nov. 29, 2015-Dec. 13, 2015)
	Hou.	DE J.J. Watt	3 (Sept. 16, 2012-Sept. 30, 2012)
	S.F.	LB Aldon Smith	3 (Oct. 2, 2011-Oct. 16, 2011)
	Pit.	LB LaMarr Woodley	3 (Sept. 29, 2008-Oct. 19, 2008)
	S.D.	LB Shawne Merriman	3 (Oct. 29, 2006-Dec. 10, 2006)
	Mia.	LB Bryan Cox	3 (Sept. 20, 1992-Oct. 4, 1992)
	Chi.	DE Richard Dent	3 (Oct. 21, 1984-Nov. 4, 1984)

CAMERON DICKER



MAKING NFL HISTORY

Cameron Dicker has made 76-of-81 career field goal attempts. His field goal percentage of 93.8 is the best in NFL history by a player with at least 50 attempts.

FIELD GOAL PCT., MIN. 50 ATTEMPTS, NFL HISTORY

Rank	Team/s	Player	Field Goal Pct. (Made-Att.)
1.	Phi./LAC	K Cameron Dicker	93.8 (76-81)
2.	Chi./NYJ/Car.	K Eddie Pineiro	89.7 (105-117)
3.	Dal.	K Brandon Aubrey	89.7 (61-68)
4.	Bal.	K Justin Tucker	89.4 (412-461)
5.	K.C.	K Harrison Butker	89.2 (215-241)

DICKER KICKS CONSISTENTLY

Cameron Dicker has made 62 of his 63 career field goal attempts from less than 50 yards out. His 98.4 percentage on field goals from less than 50 yards is the best by any NFL kicker in at least the last 30 seasons (min. 50 attempts of less than 50 yards).

FIELD GOAL PCT., LESS THAN 50-YARD ATTEMPTS, MIN. 50 ATTEMPTS, NFL, SINCE 1991

Rk.	Team/s	Player	Field Goal Pct. (Made-Att.)
1.	Phi./LAC	K Cameron Dicker	98.4 (62-63)
2.	Bal.	K Justin Tucker	95.1 (351-369)
3.	K.C.	K Harrison Butker	93.9 (185-197)
4.	T.B./LAR/Ind.	K Matt Gay	92.0 (127-138)
5.	Jax./Det./Cle./NYJ	K Riley Patterson	91.8 (56-61)

THE BEST THROUGH THREE SEASONS

As a rookie, **Cameron Dicker** made 21-of-22 field goals (95.5 pct.) to set the record for best field goal percentage by a rookie kicker since the 1970 NFL-AFL Merger (min. 15 att.). He has continued his excellence with the Bolts, making 76-of-81 career attempts (93.8 pct.). Dicker's 93.8 career field goal percentage is the best within the first three seasons of a career among kickers with at least 50 field goal attempts.

FIELD GOAL PCT., FIRST THREE SEASONS, MIN. 50 ATTEMPTS, NFL, SINCE 1970

Rank	Team/s	Player	Field Goal Pct. (Made-Att.)
1.	Phi./LAC	K Cameron Dicker	93.8 (76-81)
2.	Dal.	K Dan Bailey	90.8 (89-98)
3.	Bal.	K Justin Tucker	89.8 (97-108)
4.	K.C.	K Harrison Butker	89.7 (96-107)
5.	Dal.	K Brandon Aubrey	89.7 (61-68)

DICKER MATCHES FRANCHISE RECORDS

To open scoring in the second quarter against Arizona, **Cameron Dicker** made a 59-yard field goal to give the Bolts a 3-0 lead. Dicker's field goal marked a career-long for the Texas product and matched a franchise record set by K Michael Badgley on Dec. 9, 2018 against Cincinnati.

Dicker was good from 50-plus twice, scoring again from 50 yards in the second quarter marking his second career game with multiple 50-yard field goals. The feat matched a single-game franchise record for 50-plus yard field goals. He is one of only two Chargers to accomplish the feat, joining John Carney who also did so twice.

LONGEST MADE FIELD GOAL, CHARGERS HISTORY

Rank	Game	Player	Distance
1.	Oct. 21, 2024 at Ari.	K Cameron Dicker	59 yards
	Dec. 9, 2018 vs. Cin.	Michael Badgley	59 yards
3.	Dec. 21, 2008 at T.B.	Nate Kaeding	57 yards
4.	Nov. 6, 2023 at NYJ	K Cameron Dicker	55 yards
	Oct. 22, 2023 at K.C.	K Cameron Dicker	55 yards
	Nov. 29, 2009 vs. K.C.	K Nate Kaeding	55 yards

CAMERON DICKER

DICKER'S KICKS BY VENUE & SURFACE

REGULAR-SEASON KICKING BY VENUE

Stadium*	GP	FGM	FGA	Pct.	1-19	20-29	30-39	40-49	50+	Lg	XPM	XPA	Pts
Acrisure Stadium	1	1	1	100.0	0-0	1-1	0-0	0-0	0-0	28	1	1	4
Allegiant Stadium	2	3	3	66.7	0-0	0-0	2-2	0-0	0-1	37	5	5	11
Bank of America Stadium	2	2	2	100.0	0-0	0-0	0-0	2-2	0-0	46	2	3	8
Empower Field at Mile High	3	8	9	88.9	0-0	1-1	3-3	2-2	2-3	52	4	4	28
GEHA Field at Arrowhead Stadium	1	1	1	100.0	0-0	0-0	0-0	0-0	1-1	55	2	2	5
Gillette Stadium	2	2	2	100.0	0-0	0-0	2-2	0-0	0-0	38	2	2	6
Huntington Bank Field	0	1	1	0.0	0-0	0-0	0-0	0-1	0-0	—	3	4	3
Lambeau Field	2	2	2	100.0	0-0	2-2	0-0	0-0	0-0	26	2	2	8
Levi's Stadium	3	3	3	100.0	0-0	1-1	0-0	2-2	0-0	47	1	1	10
Lucas Oil Stadium	2	2	2	100.0	0-0	2-2	0-0	0-0	0-0	24	2	2	8
Mercedes-Benz Superdome	2	2	2	100.0	0-0	0-0	2-2	0-0	0-0	37	2	2	8
MetLife Stadium	2	2	2	100.0	0-0	0-0	1-1	0-0	1-1	55	3	3	9
Nissan Stadium	3	3	3	100.0	0-0	1-1	2-2	0-0	0-0	33	1	1	10
SoFi Stadium	19	38	39	97.4	1-1	10-10	5-5	14-14	8-9	53	44	45	158
State Farm Stadium	3	8	8	100.0	0-0	3-3	0-0	3-3	2-2	59	4	4	13
U.S. Bank Stadium	1	0	1	0.0	0-0	0-0	0-0	0-0	0-1	—	4	4	4
Totals	39	76	81	93.8	1-1	21-21	17-17	23-24	14-18	59	80	83	308
<i>Artificial Surfaces</i>	<i>26</i>	<i>51</i>	<i>53</i>	<i>96.2</i>	<i>1-1</i>	<i>13-13</i>	<i>12-12</i>	<i>16-16</i>	<i>9-11</i>	<i>55</i>	<i>58</i>	<i>60</i>	<i>211</i>
<i>Grass Surfaces</i>	<i>13</i>	<i>25</i>	<i>28</i>	<i>89.3</i>	<i>0-0</i>	<i>8-8</i>	<i>5-5</i>	<i>7-8</i>	<i>5-7</i>	<i>59</i>	<i>22</i>	<i>23</i>	<i>97</i>

POSTSEASON KICKING BY VENUE

Stadium*	GP	FGM	FGA	Pct.	1-19	20-29	30-39	40-49	50+	Lg	XPM	XPA	Pts
TIAA Bank Field	1	3	4	75.0	0-0	2-2	0-0	0-1	1-1	50	3	3	12
Totals	1	3	4	75.0	0-0	2-2	0-0	0-1	1-1	50	3	3	12
<i>Artificial Surfaces</i>	<i>0</i>	<i>0</i>	<i>0</i>	<i>—</i>	<i>0-0</i>	<i>0-0</i>	<i>0-0</i>	<i>0-0</i>	<i>0-0</i>	<i>—</i>	<i>0</i>	<i>0</i>	<i>0</i>
<i>Grass Surfaces</i>	<i>1</i>	<i>3</i>	<i>4</i>	<i>75.0</i>	<i>0-0</i>	<i>2-2</i>	<i>0-0</i>	<i>0-1</i>	<i>1-1</i>	<i>50</i>	<i>3</i>	<i>3</i>	<i>12</i>

*Current or most recent name of venue when operational

OTHER PLAYER NOTES



HENLEY GETS DOUBLE DIGITS

In Week 12, **LB Daiyan Henley** posted his fifth-straight game with 10 or more tackles, tying for the longest such streak in the NFL this season and setting the longest streak by a Charger since the turn of the century.

With another 10-tackle performance in Week 13, Henley would tie for the longest streak since 2000 by any NFL player in their first two career seasons.

CONSECUTIVE GAMES WITH 10-PLUS TACKLES, NFL, 2024

Rk.	Team	Player	Consec. Games (Dates)
1.	LAC	LB Daiyan Henley	5 (Oct. 27, 2024-Present)
	L.V.	S Robert Spillane	5 (Sept. 8, 2024-Oct. 6, 2024)
3.	Atl.	LB Kaden Elliss	4 (Oct. 20, 2024-Nov. 10, 2024)
	Buf.	LB Dorian Williams	4 (Sept. 12, 2024-Oct. 6, 2024)
	Ind.	LB E.J. Speed	4 (Sept. 8, 2024-Sept. 29, 2024)

CONSECUTIVE GAMES WITH 10-PLUS TACKLES, CHARGERS, SINCE 2000

Rk.	Player	Dates	Consec. Games
1.	LB Daiyan Henley	Oct. 27, 2024-Present	5
2.	LB Donnie Edwards	Nov. 16, 2003-Dec. 7, 2003	4
3.	LB Drue Tranquill	Dec. 18, 2022-Jan. 1, 2023	3
	LB Kyzir White	Nov. 28, 2021-Dec. 12, 2021	3
	LB Kyzir White	Sept. 27, 2020-Oct. 12, 2020	3
–	–	Eight Other Streaks	3

CONSECUTIVE MULTI-SACK GAMES, WITHIN FIRST TWO PRO SEASONS, NFL, SINCE 2000

Rk.	Team	Player	Consec. Games (Dates)
1.	Sea.	LB Jordyn Brooks	6 (Nov. 14, 2021-Dec. 21, 2021)
	Car.	LB Luke Kuechly	6 (Oct. 7, 2012-Nov. 18, 2012)
3.	LAC	LB Daiyan Henley	5 (Oct. 27, 2024-Present)
	S.F.	LB Patrick Willis	5 (Sept. 30, 2007-Nov. 4, 2007)
	NYJ	LB Jonathan Vilma	5 (Sept. 18, 2005-Oct. 16, 2005)
	Ind.	LB David Thornton	5 (Sept. 14, 2003-Oct. 12, 2003)
7.	–	12 Other Streaks	4

McCONKEY MAKES HIS MARK

In his rookie season, **WR Ladd McConkey** paces the team in receptions (49) and receiving yards (698), while ranking second in touchdown grabs (four). His 49 catches are the fourth-most in franchise history by a rookie, while his 698 receiving yards rank No. 3 among rookies in Chargers history.

RECEPTIONS, ROOKIES, CHARGERS HISTORY

Rank	Season	Player	Receptions
1.	2013	WR Keenan Allen [†]	71
2.	2001	RB LaDainian Tomlinson [†]	59
3.	1978	WR John Jefferson ^{**}	56
4.	2024	WR Ladd McConkey	49
5.	1981	RB James Brooks	46
6.	1997	TE Freddie Jones	41
	1996	WR Charlie Jones	41

RECEIVING YARDS, ROOKIES, CHARGERS HISTORY

Rank	Season	Player	Receiving Yards
1.	2013	WR Keenan Allen [†]	1,046
2.	1978	WR John Jefferson ^{**}	1,001
3.	2024	WR Ladd McConkey	698
4.	1988	WR Anthony Miller	526
5.	1996	WR Charlie Jones	524

[†]Pro Bowl Selection

^{**}Professional Football Writers of America All-Rookie

In the team's Week 11 win over Cincinnati, McConkey recorded a career-best 123 yards on six receptions (20.5 avg.). It was the seventh-most receiving yards in a single game by a Chargers rookie ever and the most by a Bolts rookie in a game since 2013.

The game marked McConkey's second with 100-plus receiving yards, the third-most 100-yard receiving games by a rookie in team history.

MOST RECEIVING YARDS, ROOKIES, SINGLE GAME, CHARGERS HISTORY

Rank	Game	Player	Rec. Yds
1	Dec. 4, 1978 vs. Chi.	WR John Jefferson	155
2.	Dec. 17, 1978 at Hou. [^]	WR John Jefferson	149
3.	Nov. 3, 1974 vs. Cle.	WR Harrison Davis	142
4.	Nov. 12, 1978 vs. K.C.	WR John Jefferson	130
5.	Nov. 3, 2013 at Was.	WR Keenan Allen	128
6.	Nov. 24, 2013 at K.C.	WR Keenan Allen	124
7.	Nov. 17, 2024 vs. Cin.	WR Ladd McConkey	123
8.	Nov. 3, 1974 vs. Cle.	RB Don Woods	119

[^]Houston Oilers

GAMES WITH 100-PLUS RECEIVING YARDS, ROOKIES, CHARGERS HISTORY

Rank	Season	Player	Games
1.	2013	WR Keenan Allen [†]	5
2.	1978	WR John Jefferson ^{**}	3
3.	2024	WR Ladd McConkey	2
4.	–	Six Other Players	1

OTHER PLAYER NOTES

POONA PICKS HIS FIRST PASS

In the fourth quarter of the Week 1 victory, **DL Poona Ford** hauled in a pass deflected by **OLB Khalil Mack** for his first career interception. Ford is the first defensive lineman in the NFL with a pick this season and was just the second defensive lineman to have a tackle for loss, interception and multiple pass breakups in a single game since tackles for loss began being tracked in 2008.

INTERIOR DEFENSIVE LINEMEN WITH TACKLE FOR LOSS, INTERCEPTION AND MULTIPLE PASSES DEFENSED, SINGLE GAME, NFL, SINCE 2008

Game	Team	Player	TFL	INT	PD
Sept. 8, 2024 vs. L.V.	LAC	DL Poona Ford	1	1	2
Jan. 1, 2012 vs. NYJ	Mia.	DL Randy Starks	1	2	2

Ford added three sacks on the year, making him the third NFL interior defensive lineman in the last two years and fourth Chargers interior defensive lineman in history to have multiple sacks and an interception in the same season.

INTERIOR DEFENSIVE LINEMEN WITH MULTIPLE SACKS AND AN INTERCEPTION, SINGLE SEASON, CHARGERS HISTORY

Season	Player	Sacks	INTs
2024	DL Poona Ford	3.0	1
2022	DL Sebastian Joseph-Day	2.0	1
2013	Sean Lissemore	2.0	1
1998	Norman Hand	6.0	2

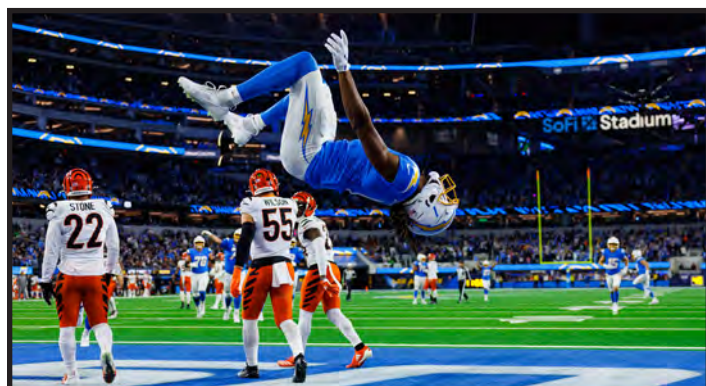
HENLEY MAKES AN IMPACT

In the team's Week 10 win, **LB Daiyan Henley** led the defense with 14 tackles and recorded the first sack of his career. He also added a tackle on special teams. Henley's performance was the 10th in the NFL since the beginning of the 2020 season with at least 10 tackles, a sack and a special teams tackle in a single game.

PLAYER WITH 10 TACKLES, A SACK AND A SPECIAL TEAMS TACKLE, SINGLE GAME, NFL, SINCE 2020

Game	Tm.	Player	Tkls.	Scks.	ST Tkl.
Nov. 10, 2024 vs. Ten.	LAC	LB D.Henley	14	1.0	1
Nov. 20, 2022 vs. LAR	N.O.	LB K.Elliss	11	1.5	1
Sept. 11, 2022 vs. Phi.	Det.	S T.Walker	11	1.0	2
Dec. 5, 2021 vs. Ind.	Hou.	LB K.Grugier-Hill	19	1.0	1
Jan. 3, 2021 vs. Min.	Det.	S T.Walker	11	1.0	2
Jan. 3, 2021 at Den.	L.V.	LB N.Morrow	10	1.0	1
Dec. 13, 2020 vs. Min.	T.B.	S A.Winfield	11	1.0	1
Nov. 22, 2020 at Cle.	Phi.	LB A.Singleton	11	1.0	1
Nov. 1, 2020 vs. Dal.	Phi.	LB T.Edwards	12	1.0	1
Oct. 11, 2020 vs. Was.	LAR	LB T.Reeder	10	3.0	1

JOHNSTON HAULS IN SCORES



WR Quentin Johnston has been among the NFL's best scoring threats this season, scoring a career-high six receiving touchdowns in 2024. His six touchdown grabs rank tied for No. 2 among AFC players and tied for fifth in the NFL.

RECEIVING TOUCHDOWNS, NFL, 2024

Rank	Season	Player	Receiving Touchdowns
1.	Cin.	WR Ja'Marr Chase	12
2.	Det.	WR Amon-Ra St. Brown	9
3.	S.F.	TE George Kittle	8
4.	Was.	WR Terry McLaurin	7
5.	LAC	WR Quentin Johnston	6
	Ari.	WR Marvin Harrison Jr.	6
	Atl.	WR Drake London	6
	Bal.	TE Mark Andrews	6
	G.B.	TE Tucker Kraft	6
	LAR	WR Demarcus Robinson	6
	T.B.	WR Mike Evans	6
	Ten.	WR Nick Westbrook-Ikhine	6
13.	—	11 Other Players	5

OTHER PLAYER NOTES

MATLOCK A TWO-WAY PLAYER

FB/DL Scott Matlock became the first Charger since 1982, when sacks became an official statistic, to record a reception and a sack in a single game as he recorded a nine-yard reception and a sack in Week 8 against New Orleans.

It marks the 18th time that the feat has been accomplished and Matlock is one of just 13 players with both a reception and a sack in a single game since sacks became an official statistic.

PLAYERS WITH A RECEPTION AND A SACK, SINGLE GAME, NFL, SINCE 1982

Game	Team	Player	Rec.	Sacks
Oct. 27, 2024 vs. N.O.	LAC	Scott Matlock	1	1.0
Dec. 22, 2019 vs. Cin.	Mia.	Christian Wilkins	1	1.0
Nov. 24, 2019 at Atl.	T.B.	Vita Vea	1	1.0
Dec. 6, 2015 at Ten.	Jax.	Tyson Alualu	1	1.0
Nov. 30, 2014 vs. Ten.	Hou.	J.J. Watt	1	2.0
Nov. 16, 2014 at Cle.	Hou.	J.J. Watt	1	1.0
Sept. 7, 2008 vs. Sea.	Buf.	Ryan Denney	1	1.0
Dec. 23, 2007 at Det.	K.C.	Jared Allen	1	2.0
Dec. 2, 2007 vs. S.D.	K.C.	Jared Allen	1	2.0
Oct. 28, 2007 vs. Was.	N.E.	Mike Vrabel	1	3.0
Dec. 26, 2005 at NYJ	N.E.	Mike Vrabel	2	1.0
Sept. 29, 2002 vs. Hou.	Phi.	Brian Dawkins	1	1.0
Oct. 30, 1995 at Min.	Chi.	Jim Flanigan	1	1.0
Sept. 11, 1995 vs. G.B.	Chi.	Jim Flanigan	1	1.0
Nov. 6, 1994 vs. N.E.	Cle.	James Jones	1	1.0
Dec. 20, 1992 vs. Hou.^	Cle.	James Jones	1	1.0
Dec. 8, 1985 at StL [†]	N.O.	James Haynes	1	1.0
Sept. 19, 1982 at Mia.	Bal.*	Barry Krauss	1	1.0

*Baltimore Colts

[†]St. Louis Cardinals

^Houston Oilers

McCONKEY AND VIDAL SCORE IN DEBUTS

In Week 1, **WR Ladd McConkey** made his NFL debut and led the team with five receptions for 39 yards (7.8 avg.), including a 10-yard touchdown catch in the fourth quarter to put the game away. He was the 10th Charger in history to haul in a touchdown pass in an NFL debut.

Four weeks later, **RB Kimani Vidal** made his NFL debut and hauled in a 38-yard touchdown on his first career reception. He became the 11th Charger ever to have a touchdown catch in a debut and the first Bolts running back since 1977 (Hank Bauer) to record a receiving touchdown on his first career reception.

CHARGERS WITH RECEIVING TOUCHDOWN IN NFL DEBUT, SINCE 1970

Game	Player	Rec.	Rec. TD
Oct. 13, 2024 at Den.	RB Kimani Vidal	2	1
Sept. 8, 2024 vs. L.V.	WR Ladd McConkey	5	1
Sept. 11, 2022 vs. L.V.	FB Zander Horvath	2	1
Oct. 4, 2020 at T.B.	WR Tyron Johnson	1	1
	TE Donald Parham Jr.	1	1
Sept. 8, 2002 at Cin.	TE Josh Norman	1	1
Aug. 31, 1997 at N.E.	TE Freddie Jones	4	1
Sept. 1, 1991 at Pit.	WR Shawn Jefferson	3	1
Sept. 7, 1981 vs. Cle.	RB James Brooks	2	1
Sept. 3, 1978 at Sea.	WR John Jefferson	3	2
Sept. 19, 1971 vs. K.C.	RB Mike Montgomery	3	1

CAREER NUMBERS AGAINST FALCONS

97	JOEY BOSA																OLB	
REGULAR SEASON DEFENSE																		
Date	Opp.	Res.	GP/GS	Tot	Solo	Asst	Sks	Yds	TFL	QBH	INT	Yds	Lg	TD	PD	FF	FR	Yds
10/23/16	at Atl.	W (OT)	1/1	5	4	1	2.0	10	2	3	0	0	—	0	0	0	0	0
12/13/20	Atl.	W	1/1	3	2	1	0.0	0	0	3	0	0	—	0	0	0	0	0
Totals		2-0	2/2	8	6	2	2.0	10	2	6	0	0	—	0	0	0	0	0

9	DJ CHARK JR.								WR
REGULAR SEASON RECEIVING									
Date	Opp.	Res.	GP/GS	Rec.	Yds	Avg.	Lg	TD	
12/22/19	at Atl.	L	1/1	2	18	9.0	17	0	
12/17/23	Atl.	W	1/1	1	18	18.0	18	0	
Totals		1-1	2/2	3	36	12.0	18	0	

11	CAMERON DICKER								K
REGULAR SEASON KICKING									
Date	Opp.	Res.	GP	FGM	FGA	Pct.	Lg	XPM	Pts
11/6/22	at Atl.	W	1	2	2	100.0	37	2	8
Totals		1-0	1	2	2	100.0	37	2	8

81	WILL DISSLY								TE
REGULAR SEASON RECEIVING									
Date	Opp.	Res.	GP/GS	Rec.	Yds	Avg.	Lg	TD	
9/13/20	at Atl.	L	1/0	2	8	4.0	5	0	
9/25/22	Atl.	W	1/1	3	34	11.3	18t	1	
Totals		1-1	2/1	5	42	8.4	18t	1	

27	J.K. DOBBINS																RB
REGULAR SEASON OFFENSE																	
Date	Opp.	Res.	GP/GS	Att	Yds	Avg.	Lg	TD	Rec.	Yds	Avg.	Lg	TD	Scrim. Yds	Scrim. TD		
12/24/22	Atl.	W	1/1	12	59	4.9	14	0	0	0	—	—	0	59	0		
Totals		1-0	1/1	12	59	4.9	14	0	0	0	—	—	0	59	0		

48	BUD DUPREE																OLB	
REGULAR SEASON DEFENSE																		
Date	Opp.	Res.	GP/GS	Tot	Solo	Asst	Sks	Yds	TFL	QBH	INT	Yds	Lg	TD	PD	FF	FR	Yds
10/7/18	Atl.	W	1/1	6	3	3	0.0	0	1	0	0	0	—	0	0	0	0	0
Totals		1-0	1/1	6	3	3	0.0	0	1	0	0	0	—	0	0	0	0	0

43	TROY DYE																LB	
REGULAR SEASON DEFENSE																		
Date	Opp.	Res.	GP/GS	Tot	Solo	Asst	Sks	Yds	TFL	QBH	INT	Yds	Lg	TD	PD	FF	FR	Yds
11/5/23	at Atl.	W	1/0	0	0	0	0.0	0	0	0	0	0	—	0	0	0	0	0
Totals		1-0	1/0	0	0	0	0.0	0	0	0	0	0	—	0	0	0	0	0

4	GUS EDWARDS																RB
REGULAR SEASON OFFENSE																	
Date	Opp.	Res.	GP/GS	Att	Yds	Avg.	Lg	TD	Rec.	Yds	Avg.	Lg	TD	Scrim. Yds	Scrim. TD		
12/2/18	at Atl.	W	1/1	21	82	3.9	9	0	0	0	—	—	0	82	0		
12/24/22	Atl.	W	1/0	11	99	9.0	37	0	0	0	—	—	0	99	0		
Totals		2-0	2/1	32	181	5.7	37	0	0	0	—	—	0	181	0		

95	POONA FORD																DL	
REGULAR SEASON DEFENSE																		
Date	Opp.	Res.	GP/GS	Tot	Solo	Asst	Sks	Yds	TFL	QBH	INT	Yds	Lg	TD	PD	FF	FR	Yds
10/27/19	at Atl.	W	1/1	1	1	0	0.0	0	0	0	0	0	—	0	0	0	0	0
9/13/20	at Atl.	W	1/1	3	2	1	0.0	0	0	0	0	0	—	0	0	0	0	0
9/25/22	Atl.	L	1/1	3	2	1	0.0	0	0	1	0	0	—	0	0	0	0	0
Totals		2-1	3/3	7	5	2	0.0	0	0	1	0	0	—	0	0	0	0	0

CAREER NUMBERS AGAINST FALCONS

56	MORGAN FOX																DL	
REGULAR SEASON DEFENSE																		
Date	Opp.	Res.	GP/GS	Tot	Solo	Asst	Sks	Yds	TFL	QBH	INT	Yds	Lg	TD	PD	FF	FR	Yds
10/20/19	at Atl.	W	1/0	0	0	0	0.0	0	0	1	0	0	—	0	0	0	0	0
10/31/21	at Atl.	W	1/0	2	1	1	0.0	0	0	0	0	0	—	0	0	0	0	0
12/12/21	Atl.	L	1/0	2	1	1	0.0	0	0	1	0	0	—	0	0	0	0	0
11/6/22	at Atl.	W	1/1	3	2	1	0.0	0	0	1	0	0	—	0	0	0	0	0
Totals			3-1	4/1	7	4	3	0.0	0	0	3	0	—	0	0	0	0	0

7	KRISTIAN FULTON																CB	
REGULAR SEASON DEFENSE																		
Date	Opp.	Res.	GP/GS	Tot	Solo	Asst	Sks	Yds	TFL	QBH	INT	Yds	Lg	TD	PD	FF	FR	Yds
10/29/23	Atl.	W	1/1	9	5	4	0.0	0	0	0	0	0	—	0	1	0	0	0
Totals			1-0	1/1	9	5	4	0.0	0	0	0	0	—	0	1	0	0	0

32	ALOHI GILMAN																S	
REGULAR SEASON DEFENSE																		
Date	Opp.	Res.	GP/GS	Tot	Solo	Asst	Sks	Yds	TFL	QBH	INT	Yds	Lg	TD	PD	FF	FR	Yds
12/13/20	Atl.	W	1/0	0	0	0	0.0	0	0	0	0	0	—	0	0	0	0	0
11/6/22	at Atl.	W	1/0	3	2	1	0.0	0	0	0	0	0	—	0	0	0	0	0
Totals			2-0	2/0	3	2	1	0.0	0	0	0	0	—	0	0	0	0	0

8	TAYLOR HEINICKE																QB
REGULAR SEASON PASSING																	
Date	Opp.	Res.	GP/GS	Cmp	Att	Pct.	Yds	Y/A	TD	INT	Lg	Sacks	Yds Lost	Rating			
12/23/18	Atl.	L	1/1	33	53	32.3	274	4.17	1	3	27	2	17	58.2			
10/3/21	at Atl.	W	1/1	23	33	69.7	290	8.79	3	0	33t	1	0	127.1			
11/27/22	Atl.	W	1/1	14	23	60.9	138	6.00	2	1	26	0	0	88.7			
Totals			2-1	3/3	70	109	64.2	702	6.44	6	4	33t	3	17	85.5		
REGULAR SEASON RUSHING																	
Date	Opp.	Res.	GP/GS	Att	Yds	Avg.	Lg	TD									
12/23/18	Atl.	L	1/1	3	33	11.0	19	0									
10/3/21	at Atl.	W	1/1	5	43	8.6	20	0									
11/27/22	Atl.	W	1/1	1	-1	-1.0	-1	0									
Totals			2-1	3/3	9	75	8.3	20	0								

10	JUSTIN HERBERT																QB
REGULAR SEASON PASSING																	
Date	Opp.	Res.	GP/GS	Cmp	Att	Pct.	Yds	Y/A	TD	INT	Lg	Sacks	Yds Lost	Rating			
12/13/20	Atl.	W	1/1	36	44	81.8	243	5.52	2	1	25	1	3	95.4			
11/6/22	at Atl.	W	1/1	30	43	69.8	245	5.70	1	0	25	0	0	82.0			
Totals			2-0	2/2	66	87	75.9	488	5.61	3	2	25	1	3	90.6		
REGULAR SEASON RUSHING																	
Date	Opp.	Res.	GP/GS	Att	Yds	Avg.	Lg	TD									
12/13/20	Atl.	W	1/1	0	0	—	—	0									
11/6/22	at Atl.	W	1/1	1	3	3.0	3	0									
Totals			2-0	2/2	1	3	3.0	3	0								

88	HAYDEN HURST										TE
REGULAR SEASON RECEIVING											
Date	Opp.	Res.	GP/GS	Rec.	Yds	Avg.	Lg	TD			
12/2/18	at Atl.	W	1/0	0	0	—	—	0			
10/23/22	Atl.	W	1/1	6	48	8.0	14	0			
9/10/23	at Atl.	L	1/1	5	41	8.2	14	1			
Totals			2-1	3/2	11	89	8.1	14	1		

CAREER NUMBERS AGAINST FALCONS

3

DERWIN JAMES JR.

S

REGULAR SEASON DEFENSE

Date	Opp.	Res.	GP/GS	Tot	Solo	Asst	Sks	Yds	TFL	QBH	INT	Yds	Lg	TD	PD	FF	FR	Yds
11/6/22	at Atl.	W	1/1	9	4	5	1.0	8	1	1	0	0	—	0	0	0	0	0
Totals		1-0	1/1	9	4	5	1.0	8	1	1	0	0	—	0	0	0	0	0

52

KHALIL MACK

OLB

REGULAR SEASON DEFENSE

Date	Opp.	Res.	GP/GS	Tot	Solo	Asst	Sks	Yds	TFL	QBH	INT	Yds	Lg	TD	PD	FF	FR	Yds
09/18/16	Atl.	L	1/1	4	2	2	0.0	0	0	4	0	0	—	0	0	0	0	0
09/27/20	at Atl.	W	1/1	5	1	4	0.5	3.5	0	2	0	0	—	0	0	0	0	0
11/6/22	at Atl.	W	1/1	2	2	0	0.0	0	0	0	0	0	—	0	0	1	1	44
Totals		2-1	3/3	11	5	6	0.5	3.5	0	6	0	0	—	0	0	1	1	44

22

ELIJAH MOLDEN

CB

REGULAR SEASON DEFENSE

Date	Opp.	Res.	GP/GS	Tot	Solo	Asst	Sks	Yds	TFL	QBH	INT	Yds	Lg	TD	PD	FF	FR	Yds
10/29/23	Atl.	W	1/1	7	2	5	0.0	0	0	0	0	0	—	0	0	0	0	0
Totals		1-0	1/1	7	2	5	0.0	0	0	0	0	0	—	0	0	0	0	0

31

NICK NIEMANN

LB

REGULAR SEASON DEFENSE

Date	Opp.	Res.	GP/GS	Tot	Solo	Asst	Sks	Yds	TFL	QBH	INT	Yds	Lg	TD	PD	FF	FR	Yds
11/6/22	at Atl.	W	1/0	0	0	0	0.0	0	0	0	0	0	—	0	0	0	0	0
Totals		1-0	1/0	0	0	0	0.0	0	0	0	0	0	—	0	0	0	0	0

93

OTITO OGBONNIA

LB

REGULAR SEASON DEFENSE

Date	Opp.	Res.	GP/GS	Tot	Solo	Asst	Sks	Yds	TFL	QBH	INT	Yds	Lg	TD	PD	FF	FR	Yds
11/6/22	at Atl.	W	1/0	2	2	0	0.0	0	0	0	0	0	—	0	0	0	0	0
Totals		1-0	1/0	2	2	0	0.0	0	0	0	0	0	—	0	0	0	0	0

5

JOSHUA PALMER

WR

REGULAR SEASON RECEIVING

Date	Opp.	Res.	GP/GS	Rec.	Yds	Avg.	Lg	TD
11/6/22	at Atl.	W	1/1	8	106	13.3	25	0
Totals		1-0	1/1	8	106	13.3	25	0

89

JALEN REAGOR

WR

REGULAR SEASON RECEIVING

Date	Opp.	Res.	GP/GS	Rec.	Yds	Avg.	Lg	TD
9/12/21	at Atl.	W	1/0	6	49	8.2	23t	1
Totals		1-0	1/0	6	49	8.2	23t	1

6

DENZEL PERRYMAN

LB

REGULAR SEASON DEFENSE

Date	Opp.	Res.	GP/GS	Tot	Solo	Asst	Sks	Yds	TFL	QBH	INT	Yds	Lg	TD	PD	FF	FR	Yds
10/23/16	at Atl.	W (OT)	1/1	7	6	1	0.0	0	1	0	1	1	1	0	1	0	0	0
10/8/23	at Atl.	L	1/1	3	1	2	0.0	0	0	0	0	0	—	0	0	0	0	0
Totals		1-1	2/2	10	7	3	0.0	0	1	0	1	1	1	0	1	0	0	0

58

SHAQUILLE QUARTERMAN

LB

REGULAR SEASON DEFENSE

Date	Opp.	Res.	GP/GS	Tot	Solo	Asst	Sks	Yds	TFL	QBH	INT	Yds	Lg	TD	PD	FF	FR	Yds
11/28/21	Atl.	L	1/0	5	3	2	0.0	0	0	0	0	0	—	0	0	0	0	0
10/1/23	Atl.	W	1/0	0	0	0	0.0	0	0	0	0	0	—	0	0	0	0	0
Totals		1-1	2/0	5	3	2	0.0	0	0	0	0	0	—	0	0	0	0	0

CAREER NUMBERS AGAINST FALCONS

16	JK SCOTT										P
REGULAR SEASON PUNTING											
Date	Opp.	Res.	GP	Punt	Blk	Yds.	Avg.	Lg	TB	I20	
12/09/18	Atl.	W	1	4	0	169	42.3	57	0	0	
10/05/20	Atl.	W	1	2	0	81	40.5	44	1	0	
11/6/22	at Atl.	W	1	4	0	168	42.0	48	0	1	
Totals			3-0	3	10	0	418	41.8	57	1	1

90	TEAIR TART																DL	
REGULAR SEASON DEFENSE																		
Date	Opp.	Res.	GP/GS	Tot	Solo	Asst	Sks	Yds	TFL	QBH	INT	Yds	Lg	TD	PD	FF	FR	Yds
10/29/23	Atl.	W	1/0	1	0	1	0.0	0	0	0	0	0	—	0	0	0	0	0
Totals			1-0	1/0	1	0	1	0.0	0	0	0	0	—	0	0	0	0	0

36	JA'SIR TAYLOR																DB	
REGULAR SEASON DEFENSE																		
Date	Opp.	Res.	GP/GS	Tot	Solo	Asst	Sks	Yds	TFL	QBH	INT	Yds	Lg	TD	PD	FF	FR	Yds
11/6/22	at Atl.	W	1/0	0	0	0	0.0	0	0	0	0	0	—	0	0	0	0	0
Totals			1-0	1/0	0	0	0.0	0	0	0	0	0	—	0	0	0	0	0

2024 LOS ANGELES CHARGERS OFFENSIVE STATISTICS

Los Angeles Chargers / Week 12 / Through Monday, November 25, 2024 / Regular Season

Won 7, Lost 4

9/8/2024	W	22 - 10	Las Vegas Raiders
9/15/2024	W	26 - 3	at Carolina Panthers
9/22/2024	L	10 - 20	at Pittsburgh Steelers
9/29/2024	L	10 - 17	Kansas City Chiefs
10/13/2024	W	23 - 16	at Denver Broncos
10/21/2024	L	15 - 17	at Arizona Cardinals
10/27/2024	W	26 - 8	New Orleans Saints
11/3/2024	W	27 - 10	at Cleveland Browns
11/10/2024	W	27 - 17	Tennessee Titans
11/17/2024	W	34 - 27	Cincinnati Bengals
11/25/2024	L	23 - 30	Baltimore Ravens

Total First Downs

Rushing	70	71
Passing	107	105
Penalty	17	18
3rd Down: Made/Att	57/148	51/148
3rd Down Pct.	38.5%	34.5%
4th Down: Made/Att	6/8	12/17
4th Down Pct.	75.0%	70.6%
Possession Avg.	30:33	29:27
Total Net Yards	3549	3560
Avg. Per Game	322.6	323.6
Total Plays	656	669
Avg. Per Play	5.4	5.3
Net Yards Rushing	1299	1317
Avg. Per Game	118.1	119.7
Total Rushes	311	272
Net Yards Passing	2250	2243
Avg. Per Game	204.5	203.9
Sacked/Yards Lost	30/178	35/173
Gross Yards	2428	2416
Attempts/Completions	315/199	362/230
Completion Pct.	63.2%	63.5%
Had Intercepted	1	9
Punts/Average	55/47.2	55/49.5
Net Punting Avg.	42.5	44.5
Penalties/Yards	60/473	66/529
Fumbles/Ball Lost	13/4	7/4
Touchdowns	25	19
Rushing	12	5
Passing	13	14
Returns	0	0

Score By Periods

	Q1	Q2	Q3	Q4	OT	Pts
Team	60	91	32	60	0	243
Opponents	19	44	32	80	0	175

Scoring

	TD	Ru	Pa	Rt	PAT	FG	2Pt	Pts
C.Dicker	0	0	0	0	21/24	24/26	0	93
J.Dobbins	8	8	0	0	0/0	0/0	0	48
Q.Johnston	6	0	6	0	0/0	0/0	0	36
L.McConkey	4	0	4	0	0/0	0/0	0	24
J.Herbert	2	2	0	0	0/0	0/0	0	12
W.Dissly	1	0	1	0	0/0	0/0	0	6
G.Edwards	1	1	0	0	0/0	0/0	0	6
H.Haskins	1	1	0	0	0/0	0/0	0	6
J.Palmer	1	0	1	0	0/0	0/0	0	6
K.Vidal	1	0	1	0	0/0	0/0	0	6
Team	25	12	13	0	21/24	24/26	0	243
Opponents	19	5	14	0	17/17	14/22	0	175

2-Pt. Conversions: Team 0/1, Opponents: 0/2

Sacks: T.Tuipulotu 7.0, B.Dupree 5.0, K.Mack 4.5, M.Fox 3.5, P.Ford 3.0, J.Bosa 3.0, D.James 2.5, D.Perryman 1.0, S.Matlock 1.0, D.Henley 1.0, A.Gilman 1.0, T.Dye 0.5, T.Still 0.5, C.Hart 0.5
Team: 34.0, Opponents: 30.0

Rushing	No.	Yds	Avg	Long	TD
J.Dobbins	158	766	4.8	61	8
J.Herbert	45	211	4.7	38	2
G.Edwards	63	206	3.3	11	1
K.Vidal	18	44	2.4	7	0
D.Davis	7	43	6.1	10	0
H.Haskins	13	26	2.0	5	1
Q.Johnston	3	6	2.0	4	0
J.Scott	1	0	0.0	0	0
J.Reagor	3	-3	-1.0	1	0
Team	311	1299	4.2	61	12
Opponents	272	1317	4.8	51t	5

Receiving	No.	Yds	Avg	Long	TD
L.McConkey	49	698	14.2	60t	4
W.Dissly	41	399	9.7	29t	1
J.Dobbins	28	134	4.8	15	0
J.Palmer	23	403	17.5	45	1
Q.Johnston	22	354	16.1	66t	6
H.Hurst	7	65	9.3	27	0
S.Fehoko	6	106	17.7	30	0
J.Reagor	6	96	16.0	41	0
D.Davis	5	43	8.6	17	0
K.Vidal	3	49	16.3	38t	1
S.Smartt	2	41	20.5	31	0
S.Matlock	2	16	8.0	9	0
T.Fisk	2	13	6.5	7	0
E.Tomlinson	2	9	4.5	7	0
G.Edwards	1	2	2.0	2	0
Team	199	2428	12.2	66t	13
Opponents	230	2416	10.5	55t	14

Interceptions	No.	Yds	Avg	Long	TD
E.Molden	3	28	9.3	25	0
K.Fulton	1	29	29.0	29	0
A.Gilman	1	18	18.0	18	0
T.Tart	1	4	4.0	4	0
P.Ford	1	3	3.0	3	0
T.Still	1	1	1.0	1	0
B.Dupree	1	0	0.0	0	0
Team	9	83	9.2	29	0
Opponents	1	0	0.0	0	0

Punting	No	Yds	Avg	Net	TB	In	Lg	B
J.Scott	55	2598	47.2	42.5	3	20	67	0
Team	55	2598	47.2	42.5	3	20	67	0
Opponents	55	2725	49.5	44.5	3	31	64	0

Punt Returns	Ret	FC	Yds	Avg	Long	TD
D.Davis	13	15	190	14.6	53	0
L.McConkey	3	8	28	9.3	12	0
J.Reagor	0	1	0	0.0	0	0
Team	16	24	218	13.6	53	0
Opponents	21	17	199	9.5	21	0

Kickoff Returns	No.	Yds	Avg	Long	TD
D.Davis	7	219	31.3	56	0
H.Haskins	1	35	35.0	35	0
J.Reagor	1	22	22.0	22	0
Team	9	276	30.7	56	0
Opponents	16	456	28.5	41	0

Field Goals	1-19	20-29	30-39	40-49	50+
C.Dicker	1/1	7/7	2/2	7/8	7/8
Team	1/1	7/7	2/2	7/8	7/8
Opponents	0/0	3/3	7/7	4/8	0/4

Fumbles Lost: J.Herbert 2, J.Reagor 1, T.Tart 1 **Total: 4**

Opponent Fumble Recoveries: K.Mack 1, T.Tart 1, E.Molden 1, J.Taylor 1 **Total: 4**

Passing	Att	Cmp	Yds	Cmp%	Yds/Att	TD	TD%	Int	Int%	Long	Sack	Lost	Rating
J.Herbert	313	197	2404	62.9%	7.7	13	4.2%	1	0.3%	66t	27/	150	99.0
T.Heinicke	2	2	24	100.0%	12.0	0	0.0%	0	0.0%	18	3/	28	116.7
Team	315	199	2428	63.2%	7.7	13	4.1%	1	0.3%	66t	30/	178	99.3
Opponents	362	230	2416	63.5%	6.7	14	3.9%	9	2.5%	55t	35/	173	85.4

2024 LOS ANGELES CHARGERS DEFENSIVE STATISTICS

Official Press Box Totals — Confirmed by league review.

Player	— Tackles —					TFLs	QB Hits	Interceptions	Passes Def.	— Fumbles —	
	Total	Solo	Asst.	Sacks	Yards					Forced	Recoveries
Daiyan Henley	99	61	38	1.0	1	5	3	0	5	0	0
Derwin James	65	40	25	2.5	8	3	3	0	5	0	0
Denzel Perryman	54	38	16	1.0	7	2	3	0	0	0	0
Elijah Molden	48	24	24	0.0	0	0	0	3	6	0	1
Alohi Gilman	47	31	16	1.0	0	1	0	1	4	0	0
Tarheeb Still	33	22	11	0.5	4.5	0	1	1	5	0	0
Tuli Tuipulotu	31	17	14	7.0	17.5	9	12	0	2	1	0
Khalil Mack	30	15	15	4.5	32	5	9	0	5	2	1
Cam Hart	29	20	9	0.5	0.5	0	1	0	4	1	0
Poona Ford	25	14	11	3.0	19	5	6	1	3	0	0
Otito Ogbornia	22	9	13	0.0	0	0	1	0	0	0	0
Kristian Fulton	20	14	6	0.0	0	2	0	1	6	0	0
Bud Dupree	20	13	7	5.0	20	5	7	1	2	1	0
Morgan Fox	19	15	4	3.5	27	4	6	0	1	0	0
Ja'Sir Taylor	18	10	8	0.0	0	1	0	0	4	0	1
Joey Bosa	15	11	4	3.0	16	4	8	0	0	1	0
Tear Tart	15	7	8	0.0	0	3	3	1	2	0	1
Troy Dye	14	9	5	0.5	4.5	1	1	0	0	0	0
Asante Samuel	13	11	2	0.0	0	0	0	0	2	0	0
Junior Colson	13	7	6	0.0	0	0	0	0	1	0	0
Nick Niemann	9	5	4	0.0	0	0	0	0	1	0	0
A.J. Finley	6	4	2	0.0	0	0	0	0	0	0	0
Scott Matlock	5	1	4	1.0	6	1	1	0	1	0	0
Eli Apple	2	2	0	0.0	0	0	0	0	1	0	0
Deane Leonard	1	1	0	0.0	0	0	0	0	1	0	0
Caleb Murphy	1	1	0	0.0	0	0	0	0	0	0	0
Justin Eboigbe	1	0	1	0.0	0	0	0	0	0	0	0
Totals	655	402	253	34.0	163	51	65	9	61	6	4
<i>Defensive Backs</i>	<i>282</i>	<i>179</i>	<i>103</i>	<i>4.5</i>	<i>13</i>	<i>7</i>	<i>5</i>	<i>6</i>	<i>38</i>	<i>1</i>	<i>2</i>
<i>Linebackers</i>	<i>190</i>	<i>121</i>	<i>69</i>	<i>2.5</i>	<i>12.5</i>	<i>8</i>	<i>7</i>	<i>0</i>	<i>7</i>	<i>0</i>	<i>0</i>
<i>Outside Linebackers</i>	<i>96</i>	<i>56</i>	<i>40</i>	<i>19.5</i>	<i>85.5</i>	<i>23</i>	<i>36</i>	<i>1</i>	<i>9</i>	<i>5</i>	<i>1</i>
<i>Defensive Line</i>	<i>87</i>	<i>46</i>	<i>41</i>	<i>7.5</i>	<i>52</i>	<i>13</i>	<i>17</i>	<i>2</i>	<i>7</i>	<i>0</i>	<i>1</i>

SPECIAL TEAMS TACKLES

Player	Total Tackles
Nick Niemann	8
Daiyan Henley	5
Troy Dye	4
A.J. Finley	4
Hassan Haskins	4
Dicaprio Bootle	3
Deane Leonard	3
Shaquille Quarterman	3
Tuli Tuipulotu	3
Semi Fehoko	2
Elijah Molden	2
Stone Smart	2
Junior Colson	1
Cameron Dicker	1
Cam Hart	1
Caleb Murphy	1
Ja'Sir Taylor	1
Totals	48

2024 GAME SUMMARIES

WEEK 1 vs. LAS VEGAS



**RAIDERS 10
CHARGERS 22**

Sunday, Sept. 8, 2024
SoFi Stadium — Inglewood, Calif.



GAME STATISTICS

TEAM	1	2	3	4	OT	F
Las Vegas	7	0	0	3	—	10
L.A. Chargers	3	3	3	13	—	22

SCORING SUMMARY

Team	Q	Time	Play
Chargers	1	4:22	C.Dicker 53 yd. Field Goal
Raiders	1	0:45	A.Mattison 31 yd. pass from G.Minshew (D.Carlson kick)
Chargers	2	0:26	C.Dicker 25 yd. Field Goal
Chargers	3	9:08	C.Dicker 24 yd. Field Goal
Chargers	4	14:55	J.Dobbins 12 yd. run (C.Dicker kick)
Raiders	4	10:30	D.Carlson 32 yd. Field Goal
Chargers	4	3:40	L.McConkey 10 yd. pass from J.Herbert (run failed)

TEAM STATISTICS

	LV	LAC
FIRST DOWNS:	14	11
TOTAL NET YARDS:	296	316
NET RUSHING YARDS:	71	176
NET PASSING YARDS:	225	140
PENALTIES/YARDS:	2-15	7-50
3RD DOWN EFFICIENCY (%):	5-14 (35.7%)	4-15 (26.7%)
PUNTS/AVERAGE:	5-53.0	7-47.4
SACKS/YARDS:	1-4	4-32
FUMBLES/LOST:	2-2	0-0
POINTS OFF TURNOVERS:	0	3
AVG. DRIVE START:	OWN 28	OWN 35
TIME OF POSSESSION:	31:44	28:16

INDIVIDUAL TOP PERFORMERS



PASSING

	CMP	ATT	YDS	TD	INT	RT
Herbert	17	26	144	1	0	95.1
G.Minshew II	25	33	257	1	1	95.1

RUSHING

	ATT	YDS	AVG	LG	TD
J.Dobbins	10	135	13.5	61	1
G.Edwards	11	26	2.4	10	0
Z.White	13	44	3.4	12	0
A.Mattinson	5	19	3.8	7	0

RECEIVING

	REC	YDS	AVG	LG	TD
L.McConkey	5	39	7.8	11	1
Q.Johnston	3	38	12.7	16	0
J.Dobbins	3	4	1.3	3	0
H.Hurst	2	33	16.5	27	0
B.Bowers	6	58	9.7	26	0
D.Adams	5	59	11.8	23	0
A.Mattison	4	43	10.8	31	1
J.Meyers	3	61	20.3	33	0

TACKLES (SOLO) - LAC: J.Bosa 7 (6), D.James 7 (6), A.Samuel 6 (5);
LV: R.Spillane 10 (7), C.Wilkins 5 (4), M.Epps 5 (3).

SACKS - LAC: K.Mack 1.5-10, J.Bosa 1-6, TEAM 1-10, M.Fox 0.5-6;
LV: M.Crosby 1-4.

INTERCEPTIONS - LAC: P.Ford 1-0-0; **LV:** None.

STARTERS

WR.....L.McConkey	OLB.....K.Mack	WR....T.Tucker	DE....C.Snowden
FB/DL S.Matlock	DL.....P.Ford	TE.....M.Mayer	DE.....M.Crosby
LT.....R.Slater	DL.....O.Ogbonnia	LT.....K.Miller	DT.....J.Jenkins
RG.....Z.Johnson	OLB.....J.Bosa	LG.....C.Whitehair	DT.....C.Wilkins
C.....B.Bozeman	LB.....D.Henley	C.....A.James	DT.....A.Butler
RG.....T.Pipkins	LB....D.Perryman	RG.....D.Parham	LB.....D.Deablo
RT.....J.Alt	CB.....K.Fulton	RT.....T.Munford	LB.....R.Spillane
TE.....W.Dissly	CB.....A.Samuel	WR....D.Adams	CB.....J.Jones
WR.....J.Palmer	DB.....J.Taylor	WR....J.Meyers	CB.....N.Hobbs
QB.....J.Herbert	S.....A.Gilman	QB.....G.Minshew II	S.....T.Moebrig
RB.....G.Edwards	S.....D.James	RB....Z.White	S.....M.Epps

WEEK 2 AT CAROLINA



**CHARGERS 26
PANTHERS 3**

Sunday, Sept. 15, 2024
Bank of America Stadium — Charlotte, N.C.



GAME STATISTICS

TEAM	1	2	3	4	OT	F
L.A. Chargers	6	14	3	3	—	26
Carolina	0	0	3	0	—	3

SCORING SUMMARY

Team	Q	Time	Play
Chargers	1	9:20	Q.Johnston 29 yd. pass from J.Herbert (kick failed, wl)
Chargers	2	4:16	Q.Johnston 5 yd. pass from J.Herbert (C.Dicker kick)
Chargers	2	2:01	J.Dobbins 43 yd. run (C.Dicker kick)
Panthers	3	12:18	E.Pineiro 38 yd. Field Goal
Chargers	3	9:03	C.Dicker 46 yd. Field Goal
Chargers	4	11:02	C.Dicker 42 yd. Field Goal

TEAM STATISTICS

	LAC	CAR
FIRST DOWNS:	21	7
TOTAL NET YARDS:	349	159
NET RUSHING YARDS:	219	90
NET PASSING YARDS:	130	69
PENALTIES/YARDS:	3-15	9-90
3RD DOWN EFFICIENCY (%):	9-16 (56.3%)	1-12 (8.0%)
PUNTS/AVERAGE:	3-32.0	7-44.4
SACKS/YARDS:	2-15	1-0
FUMBLES/LOST:	1-1	0-0
POINTS OFF TURNOVERS:	7	0
AVG. DRIVE START:	OWN 35	OWN 28
TIME OF POSSESSION:	36:18	23:42

INDIVIDUAL TOP PERFORMERS



PASSING

	CMP	ATT	YDS	TD	INT	RT
J.Herbert	14	20	130	2	1	100.0
B.Young	18	26	84	0	1	57.2

RUSHING

	ATT	YDS	AVG	LG	TD
J.Dobbins	17	131	7.7	43	1
G.Edwards	18	59	3.3	6	0
C.Hubbard	10	64	6.4	23	0
M.Sanders	7	20	2.9	6	0

RECEIVING

	REC	YDS	AVG	LG	TD
Q.Johnston	5	51	10.2	29	2
W.Dissly	3	29	9.7	15	0
L.McConkey	2	26	13.0	15	0
J.Palmer	2	19	9.5	11	0
C.Hubbard	4	12	3.0	5	0
T.Tremble	3	23	7.7	12	0
Dio.Johnson	3	15	5.0	7	0
M.Sanders	3	5	1.7	5	0

TACKLES (SOLO) - LAC: D.Henley 9 (5), D.Perryman 7 (5), D.James 6 (2);
CAR: S.Thompson 14 (8), J.Jewell 11 (8), A.Robinson 6 (6).

SACKS - LAC: D.Perryman 1-7, J.Bosa 1-8; **CAR:** Dj.Johnson 0.5-0, J.Peevy 0.5-0.

INTERCEPTIONS - LAC: E.Molden 1-3-0; **CAR:** J.Horn 1-0-0.

STARTERS

WR....Q.Johnston	OLB.....K.Mack	WR....D.Hopkins	DL.....D.Autro
TE.....H.Hurst	DL.....P.Ford	LT....A.Dillard	DT.....T.Tartt
WR....D.Davis	DL.....O.Ogbonnia	LG.....X.Newman-Johnson	DT.....J.Simmon
LT.....R.Slater	OLB.....J.Bosa	C.....A.Brewer	DT.....K.Peko
LG.....Z.Johnson	LB.....D.Henley	RG....D.Brunskill	LB.....A.AI-Shair
C.....B.Bozeman	LB....D.Perryman	RT....C.Hubbard	LB.....J.Gibbens
RG.....T.Pipkins	CB.....K.Fulton	TE.....C.Okonkwo	DB.....H.Landry
RT.....J.Alt	CB.....A.Samuel	WR....T.Burks	CB.....E.Molden
TE.....W.Dissly	DB.....J.Taylor	WR....N.Westbrook-Ikhine	CB....R.McCreary
QB.....J.Herbert	S.....D.James	QB....R.Tannehill	S....S.Murphy-Bunting
RB....J.Dobbins	S.....E.Moldem	RB....D.Henry	S.....K.Buard

2024 GAME SUMMARIES

WEEK 3 AT PITTSBURGH

WEEK 4 vs. KANSAS CITY



CHARGERS 10 STEELERS 20

Sunday, Sept. 22, 2024
Acrisure Stadium – Pittsburgh, Penn.



CHIEFS 17 CHARGERS 10

Sunday, Sept. 29, 2024
SoFi Stadium – Inglewood, Calif.



GAME STATISTICS

TEAM	1	2	3	4	OT	F
L.A. Chargers	7	3	0	0	—	10
Pittsburgh	0	7	3	10	—	20

SCORING SUMMARY

Team	Q	Time	Play
Chargers	1	2:46	Q.Johnston 27 yd. pass from J.Herbert (C.Dicker kick)
Steelers	2	10:17	J.Fields 5 yd. run (C.Boswell kick)
Chargers	2	3:13	C.Dicker 28 yd. Field Goal (12-60, 7:04)
Steelers	3	9:05	C.Boswell 38 yd. Field Goal (12-50, 5:55)
Steelers	4	14:14	C.Boswell 30 yd. Field Goal (12-73, 6:26)
Steelers	4	7:02	C.Austin 55 yd. pass from J.Fields (C.Boswell kick)

TEAM STATISTICS

	LAC	PIT
FIRST DOWNS:	10	20
TOTAL NET YARDS:	168	346
NET RUSHING YARDS:	107	232
NET PASSING YARDS:	225	140
PENALTIES/YARDS:	7-69	3-15
3RD DOWN EFFICIENCY (%):	3-11 (27.3%)	7-14 (50.0%)
PUNTS/AVERAGE:	7-50.0	3-52.0
SACKS/YARDS:	2-13	5-42
FUMBLES/LOST:	2-0	0-0
POINTS OFF TURNOVERS:	0	0
AVG. DRIVE START:	OWN 24	OWN 30
TIME OF POSSESSION:	26:09	33:51

INDIVIDUAL TOP PERFORMERS



PASSING

	CMP	ATT	YDS	TD	INT	RT		CMP	ATT	YDS	TD	INT	RT
Herbert	12	18	125	1	0	105.1	Fields	25	32	245	1	1	96.0
Heinicke	2	2	24	0	0	116.7							

RUSHING

	ATT	YDS	AVG	LG	TD		ATT	YDS	AVG	LG	TD
J.Dobbins	15	44	2.9	13	0	N.Harris	18	70	3.9	21	0
G.Edwards	3	9	3.0	6	0	C.Patterson	4	33	8.3	14	0

RECEIVING

	REC	YDS	AVG	LG	TD		REC	YDS	AVG	LG	TD
L.McConkey	3	44	14.7	18	0	G.Pickens	5	57	11.4	27	0
W.Dissly	3	19	6.3	7	0	N.Harris	5	16	3.2	8	0
J.Dobbins	3	10	3.3	6	0	C.Austin	4	95	23.8	55	2
Q.Johnston	2	44	22.0	27	1	P.Freiermuth	4	33	8.3	15	0

TACKLES (SOLO) – LAC: D.Henley 12 (9), D.Perryman 9 (6), D.James 8 (5);
PIT: P.Queen 8 (4), D.Elliott 5 (4), D.Jackson 5 (2).

SACKS – LAC: D.James 1-6, K.Mack 1-7; **PIT:** Ni.Herbig 2-15, E.Roberts 1-9, Ca.Heyward 1-10, T.Watt 1-8.

INTERCEPTIONS – LAC: B.Dupree 1-0-0; **PIT:** None.

STARTERS

WR..... L.McConkey	OLB..... K.Mack	TE..... P.Freiermuth	ROLB... A.Highsmith
TE..... W.Dissly	DL..... O.Ogbonnia	LT..... D.Moore	DT.... Ca.Heyward
LT..... R.Slater	DL..... P.Ford	LG..... S.Anderson	NT..... K.Benton
RG..... Z.Johnson	OLB..... J.Bosa	C..... Z.Frazier	DE L.Ogunjobi
C..... B.Bozeman	LB..... D.Henley	RG..... J.Daniels	LOLB..... T.Watt
RG..... T.Pipkins	LB..... D.Perryman	RT..... B.Jones	LILB P.Queen
RT..... J.Alt	CB..... K.Fulton	WR.... V.Jefferson	RILB... E.Roberts
WR.... Q.Johnston	CB..... A.Samuel	WR.... G.Pickens	RCB..... J.Porter
QB.... J.Herbert	S..... E.Molden	WR.... C.Patterson	FS... M.Fitzpatrick
FB.... S.Matlock	S..... A.Gilman	QB.... J.Fields	SS..... D.Elliott
RB.... J.Dobbins	S..... D.James	RB.... N.Harris	LCB ... D.Jackson

GAME STATISTICS

TEAM	1	2	3	4	OT	F
Kansas City	0	7	3	7	—	17
L.A. Chargers	10	0	0	0	—	10

SCORING SUMMARY

Team	Q	Time	Play
Chargers	1	6:16	L.McConkey 7 yd. pass from J.Herbert (C.Dicker kick)
Chargers	1	3:53	C.Dicker 50 yd. Field Goal
Chiefs	2	4:06	X.Worthy 54 yd. pass from P.Mahomes (H.Butker kick)
Chiefs	3	6:26	H.Butker 37 yd. Field Goal
Chiefs	4	6:04	S.Perine 2 yd. run (H.Butker kick)

TEAM STATISTICS

	KC	LAC
FIRST DOWNS:	16	12
TOTAL NET YARDS:	329	224
NET RUSHING YARDS:	101	55
NET PASSING YARDS:	228	169
PENALTIES/YARDS:	5-40	9-51
3RD DOWN EFFICIENCY (%):	9-16 (56.3%)	4-13 (30.8%)
PUNTS/AVERAGE:	4-50.0	6-53.0
SACKS/YARDS:	2-10	3-17
FUMBLES/LOST:	1-1	2-0
POINTS OFF TURNOVERS:	10	0
AVG. DRIVE START:	OWN 29	OWN 27
TIME OF POSSESSION:	29:08	30:52

INDIVIDUAL TOP PERFORMERS



PASSING

	CMP	ATT	YDS	TD	INT	RT		CMP	ATT	YDS	TD	INT	RT
J.Herbert	16	27	179	1	0	91.4	P.Mahomes	19	29	245	1	1	89.0

RUSHING

	ATT	YDS	AVG	LG	TD		ATT	YDS	AVG	LG	TD
J.Dobbins	14	32	2.3	12	0	K.Hunt	14	69	4.9	10	0
G.Edwards	6	19	3.2	5	0	S.Perine	5	14	2.8	4	1

RECEIVING

	REC	YDS	AVG	LG	TD		REC	YDS	AVG	LG	TD
L.McConkey	5	67	13.4	37	1	T.Kelce	7	89	12.7	38	0
J.Palmer	3	36	12.0	26	0	N.Gray	4	40	10.0	29	0
J.Dobbins	3	30	10.0	14	0	X.Worthy	3	73	24.3	54	1
W.Dissly	2	24	12.0	22	0	Ju.Watson	2	27	13.5	17	0

TACKLES (SOLO) – LAC: D.Perryman 8 (6), E.Molden 8 (5), D.Henley 7 (4);
KC: D.Tranquill 10 (7), T.McDuffie 6 (3), B.Cook 5 (4).

SACKS – LAC: B.Dupree 2-8, T.Dye 0.5-4.5, T.Still 0.5-4.5; **KC:** C.Jones 2-10.

INTERCEPTIONS – LAC: K.Fulton 1-29-0; **KC:** None.

STARTERS

TE..... W.Dissly	OLB..... K.Mack	TE..... T.Kelce	DE G.Karlaftis
LT..... J.Salyer	DL..... O.Ogbonnia	WR.... R.Rice	DT..... C.Jones
LG.... Z. Johnson	DL..... P.Ford	LT.... W.Morris	DE..... M.Pennel
C..... B.Bozeman	OLB... T.Tuipulotu	LG..... J.Thuney	OLB... F.Anudike-Uzomah
RG.... S.Mustipher	LB..... D.Henley	C..... C.Humphrey	LB..... N.Bolton
RT.... T.Pipkins	LB..... D.Perryman	RG.... T.Smith	LB..... D.Tranquill
FB.... S.Matlock	CB..... K.Fulton	RT..... J.Taylor	LB..... L.Chenal
WR.... Q.Johnston	CB..... A.Samuel	WR.... X.Worthy	CB.... T.McDuffie
WR.... L.McConkey	DB..... T.Still	WR.... Ju.Watson	CB.... Ja.Watson
QB.... J.Herbert	S..... A.Gilman	QB.... P.Mahomes	S..... J.Reid
RB.... J.Dobbins	S..... E.Molden	FB.... C.Steele	S..... B.Cook

2024 GAME SUMMARIES

WEEK 6 AT DENVER



CHARGERS 23 BRONCOS 16

Sunday, Oct. 13, 2024

Empower Field at Mile High – Denver, Colo.



GAME STATISTICS

TEAM	1	2	3	4	OT	F
L.A. Chargers	10	10	3	0	—	23
Denver	0	0	0	16	—	16

SCORING SUMMARY

Team	Q	Time	Play
Chargers	1	9:26	C.Dicker 20 yd. Field Goal
Chargers	1	4:59	K.Vidal 38 yd. pass from J.Herbert (C.Dicker kick)
Chargers	2	6:21	C.Dicker 33 yd. Field Goal
Chargers	2	1:00	J.Dobbins 4 yd. run (C.Dicker kick)
Chargers	3	2:35	C.Dicker 46 yd. Field Goal
Broncos	4	10:06	T.Franklin 2 yd. pass from B.Nix
Broncos	4	5:22	C.Sutton 15 yd. pass from B.Nix (pass failed)
Broncos	4	0:59	W.Lutz 40 yd. Field Goal

TEAM STATISTICS

	LAC	DEN
FIRST DOWNS:	22	17
TOTAL NET YARDS:	350	316
NET RUSHING YARDS:	128	110
NET PASSING YARDS:	222	206
PENALTIES/YARDS:	3-20	7-37
3RD DOWN EFFICIENCY (%):	11-18 (61.1%)	3-11 (27.3%)
PUNTS/AVERAGE:	4-39.8	5-46.6
SACKS/YARDS:	2-10	3-15
FUMBLES/LOST:	1-0	1-1
POINTS OFF TURNOVERS:	10	0
AVG. DRIVE START:	OWN 34	OWN 25
TIME OF POSSESSION:	37:23	23:37

INDIVIDUAL TOP PERFORMERS



PASSING

Player	CMP	ATT	YDS	TD	INT	RT
Herbert	21	34	237	1	0	92.4
Nix	19	33	216	2	1	84.9

RUSHING

Player	ATT	YDS	AVG	LG	TD
J.Dobbins	25	96	3.8	20	1
D.Davis	2	14	7.0	10	0
B.Nix	6	61	10.2	21	0
J.Williams	6	23	3.8	13	0

RECEIVING

Player	REC	YDS	AVG	LG	TD
L.McConkey	4	43	10.8	15	0
W.Dissly	4	26	6.5	20	0
Q.Johnston	3	22	7.3	8	0
S.Fehoko	2	44	22.0	30	0
D.Vele	4	78	19.5	37	0
C.Sutton	4	53	13.3	20	1
J.Williams	3	15	4.3	10	0
T.Franklin	2	31	15.5	29	1

TACKLES (SOLO) - LAC: A.Gilman 10 (6), D.Perryman 6 (5), D.Henley 4 (2); **DEN:** B.Jones 12 (11), Z.Allen 8 (5), C.Barton 8 (1).

SACKS - LAC: A.Gilman 1-0, M.Fox 1-10; **DEN:** N.Bonitto 1-8, J.Strnad 1-0, Z.Allen 0.5-3.5, J.Cooper, 0.5-3.5.

INTERCEPTIONS - LAC: E.Molden 1-25-0; **DEN:** None.

STARTERS

WR.... L.McConkey	OLB.....K.Mack	WR.... T.Franklin	OLB..... N.Bonitto
TE..... H.Hurst	DL.....O.Ogbonnia	WR.... D.Vele	DE ... J.Franklin-Myers
LT..... R.Slater	DL.....O.Ogbonnia	LT..... G.Bolles	NT..... D.Jones
RG..... Z.Johnson	OLB...T.Tuipulotu	LG..... B.Powers	DE..... Z.Allen
C..... B.Bozeman	LB.....D.Henley	C..... A.Forsyth	ILB..... C.Barton
RG..... T.Pipkins	LB..... D.Perryman	RG..... Q.Meinerz	SLB..... J.Cooper
RT..... J.Alt	CB..... K.Fulton	RT..... M.Pearl	ILB..... J.Strnad
WR.... Q.Johnston	CB..... T.Still	WR.... C.Sutton	LCB.....P.Surtain
QB..... J.Herbert	CB..... C.Hart	TE..... A.Trautman	RCB..... R.Moss
FB..... S.Matlock	S..... A.Gilman	QB..... B.Nix	S..... B.Jones
RB..... J.Dobbins	S..... D.James	RB..... J.Williams	S..... P.Locke

WEEK 7 AT ARIZONA



CHARGERS 15 CARDINALS 17

Monday, Oct. 21, 2024

State Farm Stadium – Glendale, Ariz.



GAME STATISTICS

TEAM	1	2	3	4	OT	F
L.A. Chargers	0	6	3	6	—	15
Arizona	0	7	0	10	—	17

SCORING SUMMARY

Team	Q	Time	Play
Chargers	2	11:59	C.Dicker 59 yd. Field Goal
Cardinals	2	5:40	G.Dortch 5 yd. pass from K.Murray (C.Ryland kick)
Chargers	2	0:00	C.Dicker 50 yd. Field Goal
Chargers	3	0:40	C.Dicker 28 yd. Field Goal
Cardinals	4	14:14	K.Murray 44 yd. run (C.Ryland kick)
Chargers	4	12:09	C.Dicker 47 yd. Field Goal
Chargers	4	1:54	C.Dicker 40 yd. Field Goal
Cardinals	4	0:00	C.Ryland 32 yd. Field Goal

TEAM STATISTICS

	LAC	ARI
FIRST DOWNS:	20	22
TOTAL NET YARDS:	395	326
NET RUSHING YARDS:	59	181
NET PASSING YARDS:	336	145
PENALTIES/YARDS:	5-57	3-15
3RD DOWN EFFICIENCY (%):	6-14 (42.9%)	2-7 (28.6%)
PUNTS/AVERAGE:	2-37.5	4-44.5
SACKS/YARDS:	3-13	0-0
FUMBLES/LOST:	3-2	1-0
POINTS OFF TURNOVERS:	0	0
AVG. DRIVE START:	OWN 21	OWN 25
TIME OF POSSESSION:	34:14	25:46

INDIVIDUAL TOP PERFORMERS



PASSING

Player	CMP	ATT	YDS	TD	INT	RT
J.Herbert	27	39	349	0	0	97.1
K.Murray	14	26	145	1	1	67.0

RUSHING

Player	ATT	YDS	AVG	LG	TD
J.Dobbins	14	40	2.9	11	0
K.Videl	3	10	3.3	7	0
J.Conner	19	101	5.3	14	0
K.Murray	6	64	10.7	44	1

RECEIVING

Player	REC	YDS	AVG	LG	TD
W.Dissly	8	81	10.1	18	0
L.McConkey	5	46	9.2	21	0
J.Palmer	4	63	15.8	24	0
S.Fehoko	3	45	15.0	25	0
T.McBride	5	51	10.2	14	0
M.Harrison	3	21	7.0	10	0
J.Conner	2	51	25.5	33	0
Mi.Wilson	1	15	15.0	15	0

TACKLES (SOLO) - LAC: D.James 8 (5), C.Hart 7 (6), A.Gilman 5 (3); **ARI:** K.White 10 (3), M.Melton 9 (8), B.Baker 8 (4).

SACKS - LAC: None; **ARI:** N.Jones 1.0-8, D.Stills 1-1, B.Stille 1-4.

INTERCEPTIONS - LAC: T.Tart 1-4-0; **ARI:** None.

STARTERS

WR.... J. Palmer	OLB.....K.Mack	WR.... M.Harrison	NT.....R.Lopez
WR.... L.McConkey	DL.....P.Ford	TE.... T.McBride	DT.....L.Collier
WR.... S.Fehoko	DL.....O.Ogbonnia	LT..... P.Johnson	OLB...D.Gardeck
LT..... R.Slater	DL.....O.Ogbonnia	LG..... M.Fox	ILB.....K.White
LG..... Z.Johnson	OLB...T.Tuipulotu	C..... H.Froholdt	ILB..... Ma.Wilson
C..... B.Bozeman	LB.....D.Henley	RG..... T.Colon	OLB...Z.Collins
RG..... T.Pipkins	LB..... D.Perryman	RT.... K.Beachum	CB..... S.Thomas
RT..... J.Alt	CB..... C.Hart	TE.... T.Reiman	CB..... G.Williams
TE.... E.Tomlinson	CB..... T.Still	WR.... Mi.Wilson	CB...S.Murphy-Bunting
QB..... J.Herbert	S..... D.James	QB.... K.Murray	S.....J.Thompson
RB..... J.Dobbins	S..... A.Gilman	RB.... J.Conner	S.....B.Baker

2024 GAME SUMMARIES

WEEK 8 vs. NEW ORLEANS

WEEK 9 AT CLEVELAND



SAINTS 8 CHARGERS 26

Sunday, Oct. 27, 2024
SoFi Stadium – Inglewood, Calif.



CHARGERS 26 BROWNS 3

Sunday, Nov. 3, 2024
Huntington Bank Field – Cleveland, Ohio



GAME STATISTICS

TEAM	1	2	3	4	OT	F
New Orleans	2	3	3	0	—	8
L.A. Chargers	0	9	7	10	—	26

SCORING SUMMARY

Team	Q	Time	Play
Saints	1	10:20	J.Scott fumble forced by T.Hill out of bounds in end zone for a Safety
Chargers	2	14:55	C.Dicker 46 yd. Field Goal
Chargers	2	1:37	J.Dobbins 1 yd. run (kick failed, wl)
Saints	2	0:05	B.Grupe 40 yd. Field Goal
Chargers	3	8:48	L.McConkey 60 yd. pass from J.Herbert (C.Dicker kick)
Saints	3	1:05	B.Grupe 43 yd. Field Goal
Chargers	4	11:55	C.Dicker 29 yd. Field Goal
Chargers	4	3:22	L.McConkey 9 yd. pass from J.Herbert (C.Dicker kick)

TEAM STATISTICS

	NO	LAC
FIRST DOWNS:	15	19
TOTAL NET YARDS:	366	378
NET RUSHING YARDS:	117	122
NET PASSING YARDS:	249	256
PENALTIES/YARDS:	7-66	4-37
3RD DOWN EFFICIENCY (%):	2-16 (12.5%)	3-12 (25.0%)
PUNTS/AVERAGE:	9-48.6	6-57.3
SACKS/YARDS:	5-32	3-23
FUMBLES/LOST:	0-0	2-0
POINTS OFF TURNOVERS:	0	0
AVG. DRIVE START:	OWN 32	OWN 30
TIME OF POSSESSION:	28:52	31:08

INDIVIDUAL TOP PERFORMERS



PASSING

J.Herbert	CMP	ATT	YDS	TD	INT	RT	S.Rattler	CMP	ATT	YDS	TD	INT	RT
J.Herbert	20	32	279	2	0	111.3	S.Rattler	12	24	156	0	0	70.8

RUSHING

J.Dobbins	ATT	YDS	AVG	LG	TD	A.Kamara	ATT	YDS	AVG	LG	TD
J.Dobbins	17	57	3.4	13	1	A.Kamara	10	67	6.7	24	0
J.Herbert	4	49	12.3	38	0	T.Hill	4	20	5.0	8	0

RECEIVING

L.McConkey	REC	YDS	AVG	LG	TD	C.Olave	REC	YDS	AVG	LG	TD
L.McConkey	6	111	18.5	60	2	C.Olave	8	107	13.4	28	0
W.Dissly	5	41	8.2	16	0	A.Kamara	6	55	9.2	37	0
J.Dobbins	4	11	2.8	15	0	J.Johnson	3	48	16.0	22	0
J.Palmer	2	72	36.0	45	0	T.Hill	2	21	10.5	14	0

TACKLES (SOLO) - LAC: D.Henley 10 (6), D.James 6 (4), C.Hart 5 (4);
NO: P.Werner 9 (7), D.Davis 9 (5), T.Mathieu 5 (0).

SACKS - LAC: B.Dupree 1-11, T.Tuipulotu 1-2, K.Mack 1-8, P.Ford 1-5, S.Matlock 1-6; **NO:** K.Saunders 1-10, A.Taylor 0.5-2.5, C.Young 0.5-2.5.

INTERCEPTIONS - LAC: None; **NO:** None.

STARTERS

WR.... S.Fehoko	OLB..... K.Mack	WR.... C.Olave	DT N.Shepherd
WR.... J.Palmer	DL..... O.Ogbonnia	LT T.Fuaga	DT..... B.Brese
WR.... L.McConkey	DL..... P.Ford	LG..... L.Patrick	DE ... C.Granderson
LT R.Slater	OLB... T.Tuipulotu	C..... C.McGovern	DE C.Jordan
LG..... Z.Johnson	LB..... D.Henley	RG..... C.Ruiz	MLB..... D.Davis
C..... B.Bozeman	LB... D.Perryman	RT T.Penning	LB..... P.Werner
RG..... T.Pipkins	CB K.Fulton	TE..... F.Moreau	DB J.Howden
RT J.Alt	CB T.Still	TE..... J.Johnson	FS T.Mathieu
TE..... W.Dissly	CB C.Hart	TE..... T.Hill	CB A.Taylor
QB..... J.Herbert	S..... A.Gilman	QB..... S.Rattler	CB ... K.McKinstry
RB..... J.Dobbins	S..... D.James	RB A.Kamara	CB ... M.Lattimore

GAME STATISTICS

TEAM	1	2	3	4	OT	F
L.A. Chargers	7	13	0	7	—	27
Cleveland	0	3	0	7	—	10

SCORING SUMMARY

Team	Q	Time	Play
Chargers	1	6:49	J.Palmer 28 yd. pass from J.Herbert (C.Dicker kick)
Browns	2	9:30	D.Hopkins 38 yd. Field Goal
Chargers	2	8:01	Q.Johnston 66 yd. pass from J.Herbert (kick failed, wl)
Chargers	2	3:30	J.Dobbins 16 yd. run (C.Dicker kick)
Chargers	4	4:16	J.Dobbins 7 yd. run (C.Dicker kick)
Browns	4	0:44	C.Tillman 17 yd. pass from J.Winston (D.Hopkins kick)

TEAM STATISTICS

	LAC	CLE
FIRST DOWNS:	13	21
TOTAL NET YARDS:	342	292
NET RUSHING YARDS:	96	79
NET PASSING YARDS:	246	213
PENALTIES/YARDS:	5-35	4-25
3RD DOWN EFFICIENCY (%):	5-14 (35.7%)	6-17 (35.3%)
PUNTS/AVERAGE:	7-47.1	6-53.0
SACKS/YARDS:	6-22	6-36
FUMBLES/LOST:	0-0	1-0
POINTS OFF TURNOVERS:	0	0
AVG. DRIVE START:	OWN 31	OWN 32
TIME OF POSSESSION:	25:51	34:09

INDIVIDUAL TOP PERFORMERS



PASSING

J.Herbert	CMP	ATT	YDS	TD	INT	RT	J.Winston	CMP	ATT	YDS	TD	INT	RT
J.Herbert	18	27	282	2	0	125.8	J.Winston	26	46	235	1	3	50.5

RUSHING

J.Dobbins	ATT	YDS	AVG	LG	TD	N.Chubb	ATT	YDS	AVG	LG	TD
J.Dobbins	14	85	6.1	34	2	N.Chubb	15	39	2.6	11	0
K.Vidal	5	7	1.4	7	0	J.Winston	5	27	5.4	13	0

RECEIVING

L.McConkey	REC	YDS	AVG	LG	TD	J.Jeudy	REC	YDS	AVG	LG	TD
L.McConkey	5	64	12.8	20	0	J.Jeudy	7	73	10.4	13	0
Q.Johnston	4	118	29.5	66	1	C.Tillman	6	75	12.5	17	1
J.Palmer	2	63	31.5	28	1	D.Njoku	5	29	5.8	11	0
J.Dobbins	2	20	10.0	10	0	J.Akins	3	32	10.7	21	0

TACKLES (SOLO) - LAC: D.Henley 13 (8), D.James 7 (4), E.Molden 6 (2);
CLE: D.Bush 8 (6), G.Delpit 7 (5), M.Garrett 5 (4).

SACKS - LAC: T.Tuipulotu 2.5-3.5, M.Fox 2.0-11, K.Mack 1.0-7, C.Hart 0.5-0.5; **CLE:** M.Garret 3.0-16, D.Tomlinson 1.5-14, D.Bush 1.0-2, S.Harris 0.5-4.

INTERCEPTIONS - LAC: A.Gilman 1-18-0, T.Still 1-1-0, E.Molden 1-0-0; **CLE:** None.

STARTERS

WR.... Q.Johnston	OLB..... K.Mack	WR.... C.Tillman	DE M.Garrett
LT R.Slater	DL..... P.Ford	WR.... E.Moore	DT..... S.Harris
LG..... Z.Johnson	DL..... O.Ogbonnia	D.Jones	DT..... D.Tomlinson
C..... B.Bozeman	OLB... T.Tuipulotu	LG..... J.Bitonio	DE Z.Smith
RG..... T.Pipkins	LB..... D.Henley	C..... E.Pocic	LB D.Bush
RT J.Alt	LB... D.Perryman	RG.... W.Teller	LB..... M.Diabate
TE..... W.Dissly	CB D.James	RT J.Conklin	LB..... W.Reid
WR.... L.McConkey	S..... A.Gilman	TE..... D.Njoku	S..... G.Delpit
QB..... J.Herbert	CB C.Hart	WR.... J.Jeudy	S..... J.Thornhill
FB S.Matlock	CB E.Molden	QB.... J.Winston	CB D.Ward
RB..... J.Dobbins	CB T.Still	RB N.Chubb	CB M.Emeron

2024 GAME SUMMARIES

WEEK 10 vs. TENNESSEE



**TITANS 17
CHARGERS 27**

Sunday, Nov. 10, 2024
SoFi Stadium – Inglewood, Calif.



GAME STATISTICS

TEAM	1	2	3	4	OT	F
Tennessee	27	0	3	7	—	17
L.A. Chargers	3	10	7	7	—	27

SCORING SUMMARY

Team	Q	Time	Play
Chargers	1	8:08	C.Dicker 21 yd. Field Goal
Titans	1	4:25	C.Ridley 41 yd. pass from W.Lewis (N.Folk kick)
Chargers	2	12:07	C.Dicker 37 yd. Field Goal
Chargers	2	1:55	J.Herbert 4 yd. run (C.Dicker kick)
Titans	3	7:51	N.Folk 27 yd. Field Goal
Chargers	3	3:24	Q.Johnston 16 yd. pass from J.Herbert (C.Dicker kick)
Chargers	4	7:39	H.Haskins 1 yd. run (C.Dicker kick)
Titans	4	0:49	C.Ridley 15 yd. pass from W.Lewis (N.Folk kick)

TEAM STATISTICS

	TEN	LAC
FIRST DOWNS:	19	23
TOTAL NET YARDS:	289	309
NET RUSHING YARDS:	132	145
NET PASSING YARDS:	157	164
PENALTIES/YARDS:	9-68	5-30
3RD DOWN EFFICIENCY (%):	3-9 (33.3%)	4-10 (40.0%)
PUNTS/AVERAGE:	4-53.5	3-38.7
SACKS/YARDS:	0/0	7/18
FUMBLES/LOST:	1-0	0-0
POINTS OFF TURNOVERS:	0	0
AVG. DRIVE START:	OWN 31	OWN 30
TIME OF POSSESSION:	29:01	30:59

INDIVIDUAL TOP PERFORMERS



PASSING

J.Herbert	CMP	ATT	YDS	TD	INT	RT	W.Lewis	CMP	ATT	YDS	TD	INT	RT
J.Herbert	14	18	164	1	0	123.1	W.Lewis	18	23	175	2	0	127.4

RUSHING

G.Edwards	ATT	YDS	AVG	LG	TD	T.Spears	ATT	YDS	AVG	LG	TD
G.Edwards	10	55	5.5	11	0	T.Spears	7	47	6.7	19	0
J.Dobbins	15	50	3.3	12	0	T.Pollard	9	44	4.9	15	0

RECEIVING

W.Dissly	REC	YDS	AVG	LG	TD	C.Ridley	REC	YDS	AVG	LG	TD
W.Dissly	5	30	6.0	14	0	C.Ridley	5	84	16.8	41	2
J.Dobbins	3	5	1.7	4	0	T.Pollard	4	19	4.8	15	0
L.McConkey	2	52	26.0	37	0	N.Westbrook-Ikhine	3	31	10.3	13	0
Q.Johnston	2	24	12.0	16	1	T.Spears	3	4	1.3	6	0

TACKLES (SOLO) - LAC: D.Henley 13 (10), E.Molden 8 (4), B.Dupree 5 (4); **TEN:** J.Gibbens 15 (10), M.Brown 7 (5), K.Murray 6 (3).

SACKS - LAC: T.Tuipulotu 2-7, B.Dupree 2-1, P.Ford 1-7, J.Bosa 1-2, D.Henley 1-1; **TEN:** None.

INTERCEPTIONS - LAC: None; **TEN:** None.

STARTERS

WR ... Q.Johnston	OLB K.Mack	WR ... N.Westbrook-Ikhine	OLB A.Key
LT R.Slater	DL P.Ford	TE N.Vannett	NT T.Sweat
LG Z.Johnson	DL O.Ogbonnia	LT J.Latham	DT J.Simmons
C B.Bozeman	OLB .. T.Tuipulotu	LG P.Skoronski	OLB H.Landry
RG J.Salyer	LB ... D.Perryman	C D.Brunskill	ILB K.Murray
RT J.Alt	LB D.Henley	RG D.Radunz	LB J.Gibbens
WR ... J.Reagor	S D.James	RT L.Watson	CB R.McCrear
TE W.Dissly	S A.Gilman	WR C.Ridley	CB D.Baker
WR ... L.McConkey	CB C.Hart	WR T.Boyd	CB J.Brownlee
QB J.Herbert	CB E.Molden	QB W.Lewis	S A.Hooker
RB J.Dobbins	CB T.Still	RB T.Pollard	S M.Brown

WEEK 11 vs. CINCINNATI



**BENGALS 27
CHARGERS 34**

Sunday, Nov. 17, 2024
SoFi Stadium – Inglewood, Calif.



GAME STATISTICS

TEAM	1	2	3	4	OT	F
Cincinnati	3	3	14	7	—	27
L.A. Chargers	7	17	3	7	—	34

SCORING SUMMARY

Team	Q	Time	Play
Bengals	1	6:27	E.McPherson 26 yd. Field Goal
Chargers	1	3:34	W.Dissly 29 yd. pass from J.Herbert (C.Dicker kick)
Bengals	2	12:54	E.McPherson 27 yd. Field Goal
Chargers	2	11:02	Q.Johnston 26 yd. pass from J.Herbert (C.Dicker kick)
Chargers	2	4:35	J.Dobbins 1 yd. run (C.Dicker kick)
Chargers	2	0:00	C.Dicker 19 yd. Field Goal
Chargers	3	10:29	C.Dicker 53 yd. Field Goal
Bengals	3	5:27	J.Chase 4 yd. pass from J.Burrow (E.McPherson kick)
Bengals	3	2:53	T.Higgins 42 yd. pass from J.Burrow (E.McPherson kick)
Bengals	4	12:21	J.Chase 17 yd. pass from J.Burrow (E.McPherson kick)
Chargers	4	0:18	J.Dobbins 29 yd. run (C.Dicker kick)

TEAM STATISTICS

	CIN	LAC
FIRST DOWNS:	24	24
TOTAL NET YARDS:	452	435
NET RUSHING YARDS:	110	155
NET PASSING YARDS:	342	280
PENALTIES/YARDS:	8-56	5-50
3RD DOWN EFFICIENCY (%):	5-17 (29.4%)	3-11 (27.3%)
PUNTS/AVERAGE:	5-50.0	6-46.7
SACKS/YARDS:	2/17	3/14
FUMBLES/LOST:	0-0	1-1
POINTS OFF TURNOVERS:	7	0
AVG. DRIVE START:	OWN 29	OWN 29
TIME OF POSSESSION:	34:08	25:52

INDIVIDUAL TOP PERFORMERS



PASSING

J.Herbert	CMP	ATT	YDS	TD	INT	RT	J.Burrow	CMP	ATT	YDS	TD	INT	RT
J.Herbert	17	36	297	2	0	94.3	J.Burrow	28	50	356	3	0	98.4

RUSHING

J.Herbert	ATT	YDS	AVG	LG	TD	C.Brown	ATT	YDS	AVG	LG	TD
J.Herbert	5	65	13.0	30	0	C.Brown	22	86	3.9	27	0
J.Dobbins	11	56	5.1	29	2	J.Burrow	2	28	14.0	14	0

RECEIVING

L.McConkey	REC	YDS	AVG	LG	TD	T.Higgins	REC	YDS	AVG	LG	TD
L.McConkey	6	123	20.5	28	0	T.Higgins	9	148	16.4	42	1
W.Dissly	4	80	20.0	29	1	J.Chase	7	75	10.7	32	2
Q.Johnston	2	48	24.0	26	1	C.Brown	5	57	11.4	34	0
J.Palmer	2	23	11.5	12	0	A.Iosivas	3	46	15.3	27	0

TACKLES (SOLO) - LAC: D.Henley 11 (5), D.James 10 (7), A.Gilman 6 (4); **CIN:** G.Stone 9 (8), L.Wilson 8 (4), G.Pratt 8 (4).

SACKS - LAC: T.Tuipulotu 1.5-5, P.Ford 1-7, D.James 0.5-2; **CIN:** J.Ossai 1-12, T.Hendrickson 0.5-2.5, C.Taylor-Britt 0.5-2.5.

INTERCEPTIONS - LAC: None; **CIN:** None.

STARTERS

WR ... Q.Johnston	DL P.Ford	WR ... T.Higgins	DE S.Hubbard
TE T.Fisk	DL ... O.Ogbonnia	LT C.Ford	DT B.Hill
LT R.Slater	OLB .. T.Tuipulotu	LG C.Volson	RT K.Jenkins
LG Z.Johnson	OLB J.Bosa	C T.Karras	RDE ..T.Hendrickson
C B.Bozeman	LB ... D.Perryman	RG A.Cappa	LB L.Wilson
RG J.Pipkins	LB D.Henley	RT ... A.Mims	LB G.Pratt
RT J.Alt	CB C.Hart	WR ... J.Chase	NCB M.Hilton
WR ... L.McConkey	CB E.Molden	TE D.Sample	CB ..C.Taylor-Britt
WR ... J.Palmer	CB K.Fulton	TE M.Gesicki	CB D.Turner
QB J.Herbert	CB D.James	QB J.Burrow	S G.Stone
RB G.Edwards	S A.Gilman	HB C.Brown	S V.Bell

2024 GAME SUMMARIES

WEEK 11 vs. BALTIMORE



**RAVENS 17
CHARGERS 27**

Monday, Nov. 25, 2024
SoFi Stadium – Inglewood, Calif.



GAME STATISTICS

TEAM	1	2	3	4	OT	F
Baltimore	0	14	3	13	—	30
L.A. Chargers	7	6	3	7	—	23

SCORING SUMMARY

Team	Q	Time	Play
Chargers	1	9:45	J.Herbert 5 yd. run (C.Dicker kick)
Chargers	2	11:26	C.Dicker 42 yd. Field Goal
Ravens	2	7:48	L.Jackson 10 yd. run (J.Tucker kick)
Ravens	2	0:24	R.Bateman 40 yd. pass from L.Jackson (J.Tucker kick)
Chargers	2	0:00	C.Dicker 52 yd. Field Goal
Ravens	3	9:29	J.Tucker 45 yd. Field Goal
Chargers	3	4:08	C.Dicker 52 yd. Field Goal
Ravens	4	12:32	M.Andrews 6 yd. pass from L.Jackson (pass failed)
Ravens	4	7:24	J.Hill 51 yd. run (J.Tucker kick)
Chargers	4	0:46	G.Edwards 1 yd. run (C.Dicker kick)

TEAM STATISTICS

	BAL	LAC
FIRST DOWNS:	19	19
TOTAL NET YARDS:	389	285
NET RUSHING YARDS:	212	83
NET PASSING YARDS:	177	202
PENALTIES/YARDS:	9-102	7-62
3RD DOWN EFFICIENCY (%):	8-15 (53.3%)	5-14 (35.7%)
PUNTS/AVERAGE:	3-54.3	4-41.3
SACKS/YARDS:	4/16	1/0
FUMBLES/LOST:	0-0	1-0
POINTS OFF TURNOVERS:	0	0
AVG. DRIVE START:	OWN 26	OWN 31
TIME OF POSSESSION:	30:57	29:03

INDIVIDUAL TOP PERFORMERS



PASSING

	CMP	ATT	YDS	TD	INT	RT		CMP	ATT	YDS	TD	INT	RT
J.Herbert	21	36	218	0	0	75.9	L.Jackson	16	22	177	2	0	126.4

RUSHING

	ATT	YDS	AVG	LG	TD		ATT	YDS	AVG	LG	TD
J.Dobbins	6	40	6.7	17	0	D.Henry	24	140	5.8	27	0
J.Herbert	4	29	7.3	12	1	J.Hill	4	55	13.8	51	1

RECEIVING

	REC	YDS	AVG	LG	TD		REC	YDS	AVG	LG	TD
L.McConkey	6	83	13.8	19	0	Z.Flowers	5	62	12.4	25	0
W.Dissly	4	47	11.8	18	0	M.Andrews	5	44	8.8	16	1
J.Palmer	3	38	12.7	17	0	R.Bateman	2	43	21.5	40	1
J.Dobbins	3	19	6.3	11	0	J.Hill	2	7	3.5	9	0

TACKLES (SOLO) - LAC: D.Henley 10 (4), N.Niemann 8 (4), T.Still 7 (4);
BAL: M.Harrison 12 (6), N.Wiggins 6 (6), A.Washington 4 (4).

SACKS - LAC: D.James Jr. 1-0; **BAL:** K.Van Noy 1-8, B.Stephens1-4, O.Oweh1-3, J.Tupou 1-1.

INTERCEPTIONS - LAC: None; **BAL:** None.

STARTERS

TE..... T.Fisk	OLB..... K.Mack	TE..... M.Andrews	OLB... T.Robinson
LT..... R.Slater	DL.... O.Ogbonnia	LT..... R.Stanley	DT.. N.Madubuike
LG..... Z.Johnson	DL..... P.Ford	LG..... P.Mekari	DT..... T.Jones
C..... B.Bozeman	OLB..... J.Bosa	C..... T.Linderbaum	DL... B.Washington
RG..... T.Pipkins	LB..... D.Henley	RG..... D.Faalele	WLB... T.Simpson
RT..... J.Alt	LB..... T.Dye	RT..... R.Rosengarten	LB..... K.Welch
WR... J.Palmer	CB..... E.Molden	TE..... I.Likely	LB..... M.Harrison
WR... Q.Johnston	CB..... K.Fulton	WR.... R.Bateman	CB B.Stephens
QB..... J.Herbert	CB..... T.Still	WR.... Z.Flowers	CB ..M.Humphrey
FB ... S.Matlack	S..... D.James	QB.... L.Jackson	S... A.Washington
RB.... J.Dobbins	S..... A.Gilman	RB.... D.Henry	S..... K.Hamilton

2024 LOS ANGELES CHARGERS NUMERICAL ROSTER

ACTIVE ROSTER

No.	Name	Pos.	Ht.	Wt.	Age	Exp.	College	Hometown	How Acq.
0	Daiyan Henley	LB	6-0	225	25	2	Washington State	Los Angeles, Calif.	D3-'23
1	Quentin Johnston	WR	6-2	208	23	2	TCU	Temple, Texas	D1-'23
2	Easton Stick	QB	6-1	224	29	6	North Dakota State	Omaha, Neb.	D5-'19
3	Derwin James Jr.	S	6-2	215	28	7	Florida State	Haines City, Fla.	D1-'18
4	Gus Edwards	RB	6-1	238	29	7	Rutgers	Staten Island, N.Y.	UFA (Bal)-'24
5	Joshua Palmer	WR	6-1	210	25	4	Tennessee	Brampton, Ontario, Canada	D3a-'21
6	Denzel Perryman	LB	5-11	240	31	10	Miami	Coral Gables, Fla.	UFA (Hou)-'24
7	Kristian Fulton	CB	5-11	197	26	5	Louisiana State	New Orleans, La.	UFA (Ten)-'24
8	Taylor Heinicke	QB	6-1	210	31	7	Old Dominion	Atlanta, Ga.	T (Atl)-'24
9	DJ Chark Jr.	WR	6-3	200	28	7	Louisiana State	Alexandria, La.	FA-'24
10	Justin Herbert	QB	6-6	236	26	5	Oregon	Eugene, Ore.	D1a-'20
11	Cameron Dicker	K	6-1	216	24	3	Texas	Austin, Texas	FA-'22
12	Derius Davis	WR	5-8	165	24	2	TCU	St. Francisville, La.	D4-'23
15	Ladd McConkey	WR	6-0	185	23	R	Georgia	Chatsworth, Ga.	D2-'24
16	JK Scott	P	6-5	208	29	6	Alabama	Denver, Colo.	FA-'22
20	Cam Hart	CB	6-2	207	23	R	Notre Dame	Baltimore, Md.	D5b-'24
22	Elijah Molden	DB	5-10	192	25	4	Washington	West Linn, Ore.	T (Ten)-'24
27	J.K. Dobbins	RB	5-10	215	25	5	Ohio State	La Grange, Texas	UFA (Bal)-'24
28	Hassan Haskins	RB	6-2	228	25	3	Michigan	St. Louis, Mo.	W (Ten)-'23
29	Tarheeb Still	CB	6-1	196	22	R	Maryland	Sicklerville, N.J.	D5a-'24
30	Kimani Vidal	RB	5-8	215	23	R	Troy	Marietta, Ga.	D6-'24
31	Nick Niemann	LB	6-3	234	26	4	Iowa	Sycamore, Ill.	D6a-'21
32	Alohi Gilman	S	5-10	201	27	5	Notre Dame	Laie, Hawaii	D6-'20
33	Deane Leonard	DB	6-0	195	25	3	Mississippi	Calgary, Alberta, Canada	D7a-'22
36	Ja'Sir Taylor	DB	5-10	185	25	3	Wake Forest	Asbury Park, N.J.	D6b-'22
41	Eli Apple	CB	6-1	203	29	9	Ohio State	Philadelphia, Pa.	FA-'24
42	Tucker Fisk	TE	6-4	285	25	2	Stanford	Davis, Calif.	FA-'24
43	Troy Dye	LB	6-3	225	28	5	Oregon	Norco, Calif.	UFA (Min)-'24
44	Scott Matlock	FB/DL	6-4	296	24	2	Boise State	Homedale, Idaho	D6-'23
45	Tuli Tuipulotu	OLB	6-3	266	22	2	Southern California	Hawthorne, Calif.	D2-'23
47	Josh Harris	LS	6-1	224	35	13	Auburn	Carrollton, Ga.	UFA (Atl)-'22
48	Bud Dupree	OLB	6-4	269	31	10	Kentucky	Macon, Ga.	FA-'24
52	Khalil Mack	OLB	6-3	269	33	11	Buffalo	Fort Pierce, Fla.	T (Chi)-'22
56	Morgan Fox	DL	6-3	275	30	8	Colorado State-Pueblo	Fountain, Colo.	FA-'22
58	Shaquille Quarterman	LB	6-0	234	27	5	Miami	Orange Park, Fla.	FA-'24
62	Sam Mustipher	C	6-3	306	29	5	Notre Dame	Owings Mills, Md.	FA-'24
64	Brenden Jaimes	OL	6-5	300	25	4	Nebraska	Austin, Texas	D5-'21
68	Jamaree Salyer	OL	6-4	325	24	3	Georgia	Atlanta, Ga.	D6a-'22
70	Rashawn Slater	T	6-4	315	25	4	Northwestern	Sugar Land, Texas	D1-'21
71	Jordan McFadden	OL	6-2	303	25	2	Clemson	Spartanburg, S.C.	D5-'23
73	Foster Sarell	T	6-6	322	26	3	Stanford	Tacoma, Wash.	FA-'21
75	Bradley Bozeman	C	6-5	325	30	7	Alabama	Roanoke, Ala.	FA-'24
76	Joe Alt	T	6-8	322	21	R	Notre Dame	North Oaks, Minn.	D1-'24
77	Zion Johnson	G	6-3	316	25	3	Boston College	Bowie, Md.	D1-'22
79	Trey Pipkins III	G/T	6-6	307	28	6	Sioux Falls	Apple Valley, Minn.	D3-'19
81	Will Dissly	TE	6-4	265	28	7	Washington	Bozeman, Mont.	FA-'24
84	Stone Smartt	TE	6-4	226	26	3	Old Dominion	Sacramento, Calif.	FA-'22
89	Jalen Reagor	WR	5-11	197	25	4	TCU	Waxahachie, Texas	FA-'24
90	Teair Tart	DL	6-2	315	27	5	Florida International	Philadelphia, Pa.	FA-'24
92	Justin Eboigbe	DL	6-5	292	23	R	Alabama	Forest Park, Ga.	D4-'24
93	Otito Ogbonnia	DL	6-4	320	24	3	UCLA	Houston, Texas	D5-'22
95	Poona Ford	DL	5-11	310	29	7	Texas	Hilton Head, S.C.	UFA (Buf)-'24
97	Joey Bosa	OLB	6-5	280	29	9	Ohio State	Fort Lauderdale, Fla.	D1-'16

RESERVE/INJURED

No.	Name	Pos.	Ht.	Wt.	Age	Exp.	College	Hometown	How Acq.
25	Junior Colson	LB	6-3	247	21	R	Michigan	Franklin, Tenn.	D3-'24
26	Asante Samuel Jr.	CB	5-10	180	25	4	Florida State	Fort Lauderdale, Fla.	D2-'21
53	Chris Collins	OLB	6-5	255	24	R	Minnesota	Richmond, Va.	FA-'24
60	Bucky Williams	C/G	6-3	300	24	R	Appalachian State	Ringgold, Ga.	FA-'24
74	Tyler McLellan	T	6-8	355	25	R	Campbell	North Charleston, S.C.	FA-'24
82	Brenden Rice	WR	6-3	210	22	R	Southern California	Chandler, Ariz.	D7a-'24
87	Simi Fehoko	WR	6-4	218	27	4	Stanford	Salt Lake City, Utah	PS (Pit)-'23
88	Hayden Hurst	TE	6-4	245	31	7	South Carolina	Jacksonville, Fla.	FA-'24
94	Chris Rumph II	OLB	6-2	244	26	4	Duke	Gainesville, Fla.	D4-'21

PRACTICE SQUAD

No.	Name	Pos.	Ht.	Wt.	Age	Exp.	College	Hometown	How Acq.
23	Tony Jefferson	S	5-11	212	32	10	Oklahoma	Chula Vista, Calif.	FA-'24
34	Jaret Patterson	RB	5-8	195	24	2	Buffalo	Glendale, Md.	FA-'23
35	Dicaprio Bootle	CB	5-10	180	27	2	Nebraska	Miami, Fla.	FA-'24
37	Shaun Wade	CB	6-1	195	26	4	Ohio State	Jacksonville, Fla.	FA-'24
38	Emany Johnson	S	6-2	218	24	R	Nevada	Richmond, Calif.	FA-'24
39	Jaylen Johnson	WR	6-2	194	24	R	East Carolina	Duluth, Ga.	FA-'24
40	Kendall Williamson	S	6-0	203	24	1	Stanford	Snellville, Ga.	FA-'24
46	McCallan Castles	TE	6-5	252	24	R	Tennessee	South Lake Tahoe, Calif.	FA-'24
50	Caleb Murphy	LB	6-3	254	24	1	Ferris State	Campbellsburg, Indiana	FA-'24
51	Jeremiah Jean-Baptiste	LB	6-2	230	23	R	Mississippi	Florida City, Fla.	FA-'24
57	Tre'Mon Morris-Brash	OLB	6-2	245	24	R	Central Florida	Richmond, Va.	FA-'24
61	Karsen Barnhart	G	6-5	316	23	R	Michigan	Paw Paw, Mich.	FA-'24
65	Alex Leatherwood	T	6-5	312	25	3	Alabama	Pensacola, Fla.	FA-'24
69	CJ Okoye	DL	6-6	315	23	1	—	Abuja, Nigeria	FA (IPP)-'23
83	Eric Tomlinson	TE	6-6	265	32	8	UTEP	Oklahoma City, Okla.	FA-'24
86	Dez Fitzpatrick	WR	6-2	208	26	2	Louisville	Farmington Hills, Mich.	FA-'24
91	Christopher Hinton	DL	6-4	310	24	2	Michigan	Johns Creek, Ga.	FA-'22

2024 LOS ANGELES CHARGERS ALPHABETICAL ROSTER

ACTIVE ROSTER

No.	Name	Pos.	Ht.	Wt.	DOB	Exp.	College	Hometown	How Acq.
76	Alt, Joe	T	6-8	322	2/28/03	R	Notre Dame	North Oaks, Minn.	D1-'24
41	Apple, Eli	CB	6-1	203	9/9/95	9	Ohio State	Philadelphia, Pa.	FA-'24
97	Bosa, Joey	OLB	6-5	280	7/11/95	9	Ohio State	Fort Lauderdale, Fla.	D1-'16
75	Bozeman, Bradley	C	6-5	325	11/24/94	7	Alabama	Roanoke, Ala.	FA-'24
9	Chark Jr., DJ	WR	6-3	200	9/23/96	7	Louisiana State	Alexandria, La.	FA-'24
12	Davis, Derius	WR	5-8	165	9/11/00	2	TCU	St. Francisville, La.	D4-'23
11	Dicker, Cameron	K	6-1	216	5/6/00	3	Texas	Austin, Texas	FA-'22
81	Dissly, Will	TE	6-4	265	7/8/96	7	Washington	Bozeman, Mont.	FA-'24
27	Dobbins, J.K.	RB	5-10	215	12/17/98	5	Ohio State	La Grange, Texas	UFA (Bal)-'24
48	Dupree, Bud	OLB	6-4	269	2/12/93	10	Kentucky	Macon, Ga.	FA-'24
43	Dye, Troy	LB	6-3	225	9/18/96	5	Oregon	Norco, Calif.	UFA (Min)-'24
92	Eboigbe, Justin	DL	6-5	292	4/9/01	R	Michigan	Forest Park, Ga.	D4-'24
4	Edwards, Gus	RB	6-1	238	4/13/95	7	Rutgers	Staten Island, N.Y.	UFA (Bal)-'24
42	Fisk, Tucker	TE	6-4	285	1/19/99	2	Stanford	Davis, Calif.	FA-'24
95	Ford, Poona	DL	5-11	310	11/19/95	7	Texas	Hilton Head, S.C.	UFA (Buf)-'24
56	Fox, Morgan	DL	6-3	275	9/12/94	8	Colorado State-Pueblo	Fountain, Colo.	FA-'22
7	Fulton, Kristian	CB	5-11	197	9/3/98	5	Louisiana State	New Orleans, La.	UFA (Ten)-'24
32	Gilman, Alohi	S	5-10	201	9/17/97	5	Notre Dame	Laie, Hawaii	D6-'20
47	Harris, Josh	LS	6-1	224	4/27/89	13	Auburn	Carrollton, Ga.	UFA (Atl)-'22
20	Hart, Cam	CB	6-2	207	12/5/00	R	Notre Dame	Baltimore, Md.	D5b-'24
28	Haskins, Hassan	RB	6-2	228	11/26/99	3	Michigan	St. Louis, Mo.	W (Ten)-'24
8	Heinicke, Taylor	QB	6-1	210	3/15/93	7	Old Dominion	Atlanta, Ga.	T (Atl)-'24
0	Henley, Daiyan	LB	6-0	225	11/18/99	2	Washington State	Los Angeles, Calif.	D3-'23
10	Herbert, Justin	QB	6-6	236	3/10/98	5	Oregon	Eugene, Ore.	D1a-'20
64	Jaimes, Brenden	OL	6-5	300	5/28/99	4	Nebraska	Austin, Texas	D5-'21
3	James Jr., Derwin	S	6-2	215	8/3/96	7	Florida State	Haines City, Fla.	D1-'18
77	Johnson, Zion	G	6-3	316	11/18/99	3	Boston College	Bowie, Md.	D1-'22
1	Johnston, Quentin	WR	6-2	208	9/6/01	2	TCU	Temple, Texas	D1-'23
33	Leonard, Deane	DB	6-0	195	11/20/99	3	Mississippi	Calgary, Alberta, Canada	D7a-'22
52	Mack, Khalil	OLB	6-3	269	2/22/91	11	Buffalo	Fort Pierce, Fla.	T (Chi)-'22
44	Matlock, Scott	FB/DL	6-4	296	6/28/00	2	Boise State	Homedale, Idaho	D6-'23
15	McConkey, Ladd	WR	6-0	185	11/11/01	R	Georgia	Chatsworth, Ga.	D2-'24
71	McFadden, Jordan	OL	6-2	303	11/16/99	2	Clemson	Spartanburg, S.C.	D5-'23
22	Molden, Elijah	DB	5-10	192	1/30/99	4	Washington	West Linn, Ore.	T (Ten)-'24
62	Mustipher, Sam	C	6-3	306	8/13/96	5	Notre Dame	Owings Mills, Md.	FA-'24
31	Niemann, Nick	LB	6-3	234	12/2/97	4	Iowa	Sycamore, Ill.	D6a-'21
93	Ogbonnia, Otitio	DL	6-4	320	8/25/00	3	UCLA	Houston, Texas	D5-'22
5	Palmer, Joshua	WR	6-1	210	9/22/99	4	Tennessee	Brampton, Ontario, Canada	D3a-'21
6	Perryman, Denzel	LB	5-11	240	12/5/92	10	Miami	Coral Gables, Fla.	UFA (Hou)-'24
58	Quarterman, Shaquille	LB	6-0	234	10/28/97	5	Miami	Orange Park, Fla.	FA-'24
79	Pipkins III, Trey	G/T	6-6	307	9/5/96	6	Sioux Falls	Apple Valley, Minn.	D3-'19
89	Reagor, Jalen	WR	5-11	197	1/2/99	4	TCU	Waxahachie, Texas	FA-'24
68	Salyer, Jamaree	OL	6-4	325	7/13/00	3	Georgia	Atlanta, Ga.	D6a-'22
73	Sarell, Foster	T	6-6	322	8/28/98	3	Stanford	Tacoma, Wash.	FA-'21
16	Scott, JK	P	6-5	208	10/30/95	6	Alabama	Denver, Colo.	FA-'22
70	Slater, Rashawn	T	6-4	315	3/26/99	4	Northwestern	Sugar Land, Texas	D1-'21
84	Smartt, Stone	TE	6-4	226	10/4/98	3	Old Dominion	Sacramento, Calif.	FA-'22
2	Stick, Easton	QB	6-1	224	9/15/95	6	North Dakota State	Omaha, Neb.	D5-'19
29	Still, Tarheeb	CB	6-1	196	6/9/02	R	Maryland	Sicklerville, N.J.	D5a-'24
90	Tart, Tear	DL	6-2	315	2/28/97	5	Florida International	Philadelphia, Pa.	FA-'24
36	Taylor, Ja'Sir	DB	5-10	185	1/8/99	3	Wake Forest	Asbury Park, N.J.	D6b-'22
45	Tuipulotu, Tuli	OLB	6-3	266	9/3/02	2	Southern California	Hawthorne, Calif.	D2-'23
30	Vidal, Kimani	RB	5-8	215	8/28/01	R	Troy	Marietta, Ga.	D6-'24

RESERVE/INJURED

No.	Name	Pos.	Ht.	Wt.	DOB	Exp.	College	Hometown	How Acq.
53	Collins, Chris	OLB	6-5	255	12/14/99	R	Minnesota	Richmond, Va.	FA-'24
25	Colson, Junior	LB	6-3	247	12/6/02	R	Michigan	Franklin, Tenn.	D3-'24
87	Fehoko, Simi	WR	6-4	218	11/5/97	4	Stanford	Salt Lake City, Utah	PS (Pit)-'23
88	Hurst, Hayden	TE	6-4	245	8/24/93	7	South Carolina	Jacksonville, Fla.	FA-'24
74	McLellan, Tyler	T	6-8	355	7/21/99	R	Campbell	North Charleston, S.C.	FA-'24
82	Rice, Brenden	WR	6-3	210	3/18/02	R	Southern California	Chandler, Ariz.	D7a-'24
94	Rumph II, Chris	OLB	6-2	244	10/19/98	4	Duke	Gainesville, Fla.	D4-'21
26	Samuel Jr., Asante	CB	5-10	180	10/3/99	4	Florida State	Fort Lauderdale, Fla.	D2-'21
60	Williams, Bucky	C/G	6-3	300	3/20/00	R	Appalachian State	Ringgold, Ga.	FA-'24

PRACTICE SQUAD

No.	Name	Pos.	Ht.	Wt.	DOB	Exp.	College	Hometown	How Acq.
61	Barnhart, Karsen	G	6-5	316	3/2/01	R	Michigan	Paw Paw, Mich.	FA-'24
35	Boote, Dicaprio	CB	5-10	180	9/17/97	2	Nebraska	Miami, Fla.	FA-'24
46	Castles, McCallan	TE	6-5	252	12/3/99	R	Tennessee	South Lake Tahoe, Calif.	FA-'24
86	Fitzpatrick, Dez	WR	6-2	208	12/17/97	2	Louisville	Farmington Hills, Mich.	FA-'24
91	Hinton, Christopher	DL	6-4	310	9/14/00	2	Michigan	Johns Creek, Ga.	FA-'22
51	Jean-Baptiste, Jeremiah	LB	6-2	230	5/31/01	R	Mississippi	Florida City, Fla.	FA-'24
23	Jefferson, Tony	S	5-11	212	1/27/92	10	Oklahoma	Okhula Vista, Calif.	FA-'24
38	Johnson, Emany	S	6-2	218	11/17/00	R	Nevada	Richmond, Calif.	FA-'24
39	Johnson, Jaylen	WR	6-2	194	5/26/00	R	East Carolina	Duluth, Ga.	FA-'24
65	Leatherwood, Alex	T	6-5	312	1/5/99	3	Alabama	Pensacola, Fla.	FA-'24
57	Morris-Brash, Tre'Mon	OLB	6-2	245	9/29/00	R	Central Florida	Richmond, Va.	FA-'24
50	Murphy, Caleb	LB	6-3	254	12/15/99	1	Ferris State	Campbellsburg, Indiana	FA-'24
69	Okoye, CJ	DL	6-6	315	10/20/01	1	—	Abuja, Nigeria	FA (IPP)-'23
34	Patterson, Jaret	RB	5-8	195	12/23/99	2	Buffalo	Glendale, Md.	FA-'23
83	Tomlinson, Eric	TE	6-6	265	4/22/92	8	UTEP	Oklahoma City, Okla.	FA-'24
37	Wade, Shaun	CB	6-1	195	9/15/98	4	Ohio State	Jacksonville, Fla.	FA-'24
40	Williamson, Kendall	S	6-0	203	124	1	Stanford	Snellville, Ga.	FA-'24

2024 LOS ANGELES CHARGERS POSITION ROSTER

QUARTERBACKS (3)

No.	Name	Pos.	Ht.	Wt.	Age	Exp.	College	Hometown	How Acq.
2	Easton Stick	QB	6-1	224	29	6	North Dakota State	Omaha, Neb.	D5-'19
8	Taylor Heinicke	QB	6-1	210	31	7	Old Dominion	Atlanta, Ga.	T (Atl)-'24
10	Justin Herbert	QB	6-6	236	26	5	Oregon	Eugene, Ore.	D1a-'20

RUNNING BACKS (5)

No.	Name	Pos.	Ht.	Wt.	Age	Exp.	College	Hometown	How Acq.
4	Gus Edwards	RB	6-1	238	29	7	Rutgers	Staten Island, N.Y.	UFA (Bal)-'24
27	J.K. Dobbins	RB	5-10	215	25	5	Ohio State	La Grange, Texas	UFA (Bal)-'24
28	Hassan Haskins	RB	6-2	228	25	3	Michigan	St. Louis, Mo.	W (Ten)-'23
30	Kimani Vidal	RB	5-8	215	23	R	Troy	Marietta, Ga.	D6-'24
44	Scott Matlock	FB/DL	6-4	296	24	2	Boise State	Homedale, Idaho	D6-'23

WIDE RECEIVERS (6)

No.	Name	Pos.	Ht.	Wt.	Age	Exp.	College	Hometown	How Acq.
1	Quentin Johnston	WR	6-2	208	23	2	TCU	Temple, Texas	D1-'23
5	Joshua Palmer	WR	6-1	210	25	4	Tennessee	Brampton, Ontario, Canada	D3a-'21
9	DJ Chark Jr.	WR	6-3	200	28	7	Louisiana State	Alexandria, La.	FA-'24
12	Derius Davis	WR	5-8	165	24	2	TCU	St. Francisville, La.	D4-'23
15	Ladd McConkey	WR	6-0	185	23	R	Georgia	Chatsworth, Ga.	D2-'24
89	Jalen Reagor	WR	5-11	197	25	4	TCU	Waxahachie, Texas	FA-'24

TIGHT ENDS (4)

No.	Name	Pos.	Ht.	Wt.	Age	Exp.	College	Hometown	How Acq.
42	Tucker Fisk	TE	6-4	285	25	2	Stanford	Davis, Calif.	FA-'24
81	Will Dissly	TE	6-4	265	28	7	Washington	Bozeman, Mont.	FA-'24
84	Stone Smartt	TE	6-4	226	26	3	Old Dominion	Sacramento, Calif.	FA-'22

OFFENSIVE LINEMEN (10)

No.	Name	Pos.	Ht.	Wt.	Age	Exp.	College	Hometown	How Acq.
62	Sam Mustipher	C	6-3	306	29	5	Notre Dame	Owings Mills, Md.	FA-'24
64	Brenden Jaimes	OL	6-5	300	25	4	Nebraska	Austin, Texas	D5-'21
68	Jamaree Salyer	OL	6-4	325	24	3	Georgia	Atlanta, Ga.	D6a-'22
70	Rashawn Slater	T	6-4	315	25	4	Northwestern	Sugar Land, Texas	D1-'21
71	Jordan McFadden	OL	6-2	303	25	2	Clemson	Spartanburg, S.C.	D5-'23
73	Foster Sarell	T	6-6	322	26	3	Stanford	Tacoma, Wash.	FA-'21
75	Bradley Bozeman	C	6-5	325	30	7	Alabama	Roanoke, Ala.	FA-'24
76	Joe Alt	T	6-8	322	21	R	Notre Dame	North Oaks, Minn.	D1-'24
77	Zion Johnson	G	6-3	316	25	3	Boston College	Bowie, Md.	D1-'22
79	Trey Pipkins III	G/T	6-6	307	28	6	Sioux Falls	Apple Valley, Minn.	D3-'19

DEFENSIVE LINEMEN (6)

No.	Name	Pos.	Ht.	Wt.	Age	Exp.	College	Hometown	How Acq.
44	Scott Matlock	FB/DL	6-4	296	24	2	Boise State	Homedale, Idaho	D6-'23
56	Morgan Fox	DL	6-3	275	30	8	Colorado State-Pueblo	Fountain, Colo.	FA-'22
90	Teair Tart	DL	6-2	315	27	5	Florida International	Philadelphia, Pa.	FA-'24
92	Justin Eboigbe	DL	6-5	292	23	R	Alabama	Forest Park, Ga.	D4-'24
93	Otito Ogbornia	DL	6-4	320	24	3	UCLA	Houston, Texas	D5-'22
95	Poona Ford	DL	5-11	310	29	7	Texas	Hilton Head, S.C.	UFA (Buf)-'24

LINEBACKERS (5)

No.	Name	Pos.	Ht.	Wt.	Age	Exp.	College	Hometown	How Acq.
0	Daiyan Henley	LB	6-0	225	25	2	Washington State	Los Angeles, Calif.	D3-'23
6	Denzel Perryman	LB	5-11	240	31	10	Miami	Coral Gables, Fla.	UFA (Hou)-'24
31	Nick Niemann	LB	6-3	234	26	4	Iowa	Sycamore, Ill.	D6a-'21
43	Troy Dye	LB	6-3	225	28	5	Oregon	Norco, Calif.	UFA (Min)-'24
58	Shaquille Quarterman	LB	6-0	234	27	5	Miami	Orange Park, Fla.	FA-'24

OUTSIDE LINEBACKERS (4)

No.	Name	Pos.	Ht.	Wt.	Age	Exp.	College	Hometown	How Acq.
45	Tuli Tuipulotu	OLB	6-3	266	22	2	Southern California	Hawthorne, Calif.	D2-'23
48	Bud Dupree	OLB	6-4	269	31	10	Kentucky	Macon, Ga.	FA-'24
52	Khalil Mack	OLB	6-3	269	33	11	Buffalo	Fort Pierce, Fla.	T (Chi)-'22
97	Joey Bosa	OLB	6-5	280	29	9	Ohio State	Fort Lauderdale, Fla.	D1-'16

DEFENSIVE BACKS (9)

No.	Name	Pos.	Ht.	Wt.	Age	Exp.	College	Hometown	How Acq.
3	Derwin James Jr.	S	6-2	215	28	7	Florida State	Haines City, Fla.	D1-'18
7	Kristian Fulton	CB	5-11	197	26	5	Louisiana State	New Orleans, La.	UFA (Ten)-'24
20	Cam Hart	CB	6-2	207	23	R	Notre Dame	Baltimore, Md.	D5b-'24
22	Elijah Molden	DB	5-10	192	25	4	Washington	West Linn, Ore.	T (Ten)-'24
29	Tarheeb Still	CB	6-1	196	22	R	Maryland	Sicklerville, N.J.	D5a-'24
32	Alohi Gilman	S	5-10	201	27	5	Notre Dame	Laie, Hawaii	D6-'20
33	Deane Leonard	DB	6-0	195	25	3	Mississippi	Calgary, Alberta, Canada	D7a-'22
36	Ja'Sir Taylor	DB	5-10	185	25	3	Wake Forest	Asbury Park, N.J.	D6b-'22
41	Eli Apple	CB	6-1	203	29	9	Ohio State	Philadelphia, Pa.	FA-'24

SPECIALISTS (3)

No.	Name	Pos.	Ht.	Wt.	Age	Exp.	College	Hometown	How Acq.
11	Cameron Dicker	K	6-1	216	24	3	Texas	Austin, Texas	FA-'22
16	JK Scott	P	6-5	208	29	6	Alabama	Denver, Colo.	FA-'22
47	Josh Harris	LS	6-1	224	35	13	Auburn	Carrollton, Ga.	UFA (Atl)-'22

*FB/DL Scott Matlock is listed both as a running back and defensive lineman

HOW THE 2024 CHARGERS WERE BUILT

YEAR	NFL DRAFT	FREE AGENCY	TRADE/WAIVERS
2016	OLB Joey Bosa (1)		
2017			
2018	S Derwin James Jr. (1)		
2019	T Trey Pipkins III (3) QB Easton Stick (5)		
2020	S Alohi Gilman (6) QB Justin Herbert (1a)		
2021	OL Brenden Jaimes (5) LB Nick Niemann (6a) WR Joshua Palmer (3a) T Rashawn Slater (1)	T Foster Sarell	
2022	G Zion Johnson (1) DB Deane Leonard (7a) DL Otito Ogbornia (5) OL Jamaree Salyer (6a) DB Ja'Sir Taylor (6b)	K Cameron Dicker DL Morgan Fox LS Josh Harris (UFA-Atl) P JK Scott TE Stone Smartt (UDFA)	OLB Khalil Mack (T-Chi)
2023	WR Derius Davis (4) LB Daiyan Henley (3) WR Quentin Johnston (1) FB/DL Scott Matlock (6) OL Jordan McFadden (5) OLB Tuli Tuipulotu (2)		
2024	T Joe Alt (1) DL Justin Eboigbe (4) CB Cam Hart (5b) WR Ladd McConkey (2) CB Tarheeb Still (5a) Kimani Vidal (6)	CB Eli Apple C Bradley Bozeman WR DJ Chark Jr. TE Will Dissly RB J.K. Dobbins (UFA-Bal) OLB Bud Dupree LB Troy Dye (UFA-Min) RB Gus Edwards (UFA-Bal) TE Tucker Fisk DL Poona Ford (UFA-Buf) CB Kristian Fulton (UFA-Ten) C Sam Mustipher LB Denzel Perryman (UFA-Hou) LB Shaquille Quarterman WR Jalen Reagor DL Tearl Tart	RB Hassan Haskins (W-Ten) QB Taylor Heinicke (T-Atl) DB Elijah Molden (T-Ten)

2024 LOS ANGELES CHARGERS COACHES

Head Coach	Jim Harbaugh	Defensive Assistant	Mike Hiestand
Special Teams Coordinator	Ryan Ficken	Wide Receivers	Sanjay Lal
Defensive Coordinator	Jesse Minter	Running Backs	Kiel McDonald
Offensive Coordinator	Greg Roman	Senior Defensive Analyst	Rick Minter
Run Game Coordinator/Tight Ends	Andy Bischoff	Defensive Quality Control	Robert Muschamp
Linebackers	NaVorro Bowman	Safeties	Chris O'Leary
Passing Game Coordinator	Marcus Brady	Defensive Assistant	Dylan Roney
Offensive Quality Control/Wide Receivers	Jeff Carpenter	Offensive Assistant	Phil Serchia
Defensive Backs	Steve Clinkscale	Senior Offensive Assistant	Marc Trestman
Quarterbacks	Shane Day	Assistant Defensive Line	Will Tukuafu
Offensive Line	Mike Devlin	Executive Director of Player Performance	Ben Herbert
Defensive Line	Mike Elston	Head Strength & Conditioning	Jonathan Brooks
Offensive Assistant/Quarterbacks	Jonathan Goodwin	Head Strength & Conditioning	Devin Woodhouse
Assistant Special Teams	Chris Gould	Director of Performance Analytics	Ben Rabe
Assistant Offensive Line	Nick Hardwick	Performance Analyst	Lincoln DeWolf

2024 LOS ANGELES CHARGERS DEPTH CHART

Depth Chart is unofficial and compiled by Chargers Communications

OFFENSE

WR	<u>15</u> Ladd McConkey	—OR—	5	Joshua Palmer	12	Derius Davis
LT	70 Rashawn Slater		73	Foster Sarell		
LG	77 Zion Johnson		71	Jordan McFadden		
C	75 Bradley Bozeman		64	Brenden Jaimes	62	Sam Mustipher
RG	79 Trey Pipkins III		68	Jamaree Salyer		
RT	<u>76</u> Joe Alt		73	Foster Sarell		
TE	81 Will Dissly		84	Stone Smartt	42	Tucker Fisk
WR	1 Quentin Johnston		9	DJ Chark Jr.	89	Jalen Reagor
QB	10 Justin Herbert		8	Taylor Heinicke	—OR—	2 Easton Stick
FB	44 Scott Matlock					
RB	27 J.K. Dobbins	—OR—	4	Gus Edwards	28	Hassan Haskins
					<u>30</u>	Kimani Vidal

DEFENSE

EDGE	52 Khalil Mack		48	Bud Dupree		
DL	56 Morgan Fox		44	Scott Matlock		
DL	95 Poona Ford		90	Teair Tart		
DL	93 Otito Ogbonnia		<u>92</u>	Justin Eboigbe		
EDGE	97 Joey Bosa		45	Tuli Tuipulotu		
LB	6 Denzel Perryman		43	Troy Dye	58	Shaquille Quarterman
LB	0 Daiyan Henley		31	Nick Niemann		
CB	7 Kristian Fulton		36	Ja'Sir Taylor	33	Deane Leonard
S	3 Derwin James Jr.		22	Elijah Molden		
S	32 Alohi Gilman		22	Elijah Molden		
CB	<u>20</u> Cam Hart	—OR—	<u>29</u>	Tarheeb Still	41	Eli Apple

SPECIALISTS

K	11 Cameron Dicker			
P	16 JK Scott			
KO	11 Cameron Dicker			
H	16 JK Scott			
LS	47 Josh Harris			
KR	12 Derius Davis		<u>15</u>	Ladd McConkey
PR	12 Derius Davis		<u>15</u>	Ladd McConkey

NOTE: Rookies are underlined

2024 LOS ANGELES CHARGERS PRONUNCIATION GUIDE

Justin EBOIGBE ee-BOYG-bee	Sam MUSTIPHER MUST-iff-err	JA'SIR Taylor JAH-sear
SIMI FEHOKO SIM-ee fuh-HO-ko	Nick NIEMANN KNEE-min	TULI TUIPULOTU
ALOHI Gilman uh-LOW-hee	OTITO OGBONNIA oh-TEET-oh oh-BONE-yuh TOO-lee TOO-ee-poo-LOW-too
DAIYAN Henley DAY-on	Jamaree SALYER SAL-yur	Kimani VIDAL VIE-dell
Brenden JAIMES HIGH-miss	Foster SARELL SUH-rell	
ZION Johnson ZEYE-uhn	RASHAWN Slater ruh-SHAWN	
TRE'MON Morris-Brash TRAY-mon	TEAIR Tart TEE-air	

2024 TRANSACTIONS BY DATE

Jan. 9	Signed OLB Brevin Allen, DL Jerrod Clark, RB Elijah Dotson, QB Max Duggan, WR Simi Fehoko, CB Matt Hankins, C Brent Laing, DL CJ Okoye and CB Chris Wilcox to Reserve/Future contracts.	Aug. 22	Signed TE Isaac Rex. Waived DL Micheal Mason.	Sept. 23	Reverted LB Shaquille Quarterman to practice squad.
Jan. 10	Signed RB Jaret Patterson to Reserve/Future contract.	Aug. 27	Placed LB Nick Niemann on Reserve/Injured; Designated for Return. Placed OLB Chris Collins, T Tyler McLellan, OLB Chris Rumph II and C/G Bucky Williams on Reserve/Injured. Released TE Donald Parham Jr., and LB Shaq Quarterman.	Sept. 24	Signed LB Blake Lynch and WR Jalen Reagor to practice squad. Released TE Luke Benson and CB Nehemiah Shelton from practice squad.
Jan. 11	Signed DL Christopher Hinton to Reserve/Future contract.			Sept. 25	Placed S Derwin James Jr., on Reserve/Suspended by Commissioner-Less than One Year.
March 5	Extended exclusive rights tenders to K Cameron Dicker and T Foster Sarell. Released LB Eric Kendricks.			Sept. 26	Signed S Tony Jefferson to active roster. Signed G/T Braeden Daniels to practice squad.
March 8	Re-signed T Foster Sarell.			Sept. 28	Activated Blake Lynch (standard elevation) and C Sam Mustipher (standard elevation) from practice squad.
March 12	Waived T Andrew Trainer and CB Amechi Uzodinma.			Sept. 30	Activated S Derwin James Jr., from Reserve/Suspended by Commissioner-Less than One Year and placed on Exempt/Commissioner Permission. Released S Tony Jefferson. Reverted LB Blake Lynch and C Sam Mustipher to practice squad. Released G/T Braeden Daniels from practice squad.
March 13	Re-signed S Alohi Gilman. Signed TE Will Dissly. Released WR Mike Williams.			Oct. 1	Activated S Derwin James Jr., from Exempt/Commissioner Permission. Signed S Tony Jefferson to practice squad.
March 15	Traded WR Keenan Allen to Chicago for 2024 fourth-round selection.			Oct. 9	Signed CB Nehemiah Shelton to practice squad. Released LB Shaquille Quarterman from practice squad.
March 16	Re-signed QB Easton Stick. Signed RB Gus Edwards, DL Poona Ford and TE Hayden Hurst.			Oct. 12	Activated LB Nick Niemann from Reserve/Injured; Designated for Return. Signed S Tony Jefferson to active roster. Placed RB Gus Edwards and CB Asante Samuel Jr., on Reserve/Injured. Activated CB Dicaprio Bootle (standard elevation) from practice squad.
March 18	Signed C Bradley Bozeman and LB Troy Dye.	Aug. 28	Claimed RB Hassan Haskins off waivers. Waived S JT Woods. Signed G Karsen Barnhart, TE Luke Benson, OLB Andrew Farmer II, TE Tucker Fisk, CB Matt Hankins, DL Christopher Hinton, LB Jeremiah Jean-Baptiste, WR Cornelius Johnson, WR Jaylen Johnson, CB Robert Kennedy, C Brent Laing, T Alex Leatherwood, LB Shane Lee, OLB Tre'Mon Morris-Brash, DL CJ Okoye, G Willis Patrick, QB Luis Perez, S Jalyn Phillips, TE Isaac Rex, OLB Ty Shelby, RB Isaiah Spiller, CB Zamari Walton and WR Isaiah Wooden.	Oct. 14	Reverted CB Dicaprio Bottle to practice squad.
March 19	Signed LB Denzel Perryman.			Oct. 15	Signed CB Eli Apple and TE McCallan Castles to practice squad. Released LB Blake Lynch from practice squad.
March 28	Signed CB Kristian Fulton.			Oct. 16	Designated WR DJ Chark Jr., for return from Reserve/Injured.
April 2	Signed FB/TE Ben Mason. Re-signed K Cameron Dicker.	Aug. 29	Traded 2026 seventh-round selection to Tennessee for DB Elijah Molden. Traded conditional 2025 seventh-round selection (from Minnesota) to Atlanta for QB Taylor Heinicke. Released S Tony Jefferson. Waived RB Jaret Patterson. Signed TE Eric Tomlinson to practice squad. Released CB Robert Kennedy from practice squad.	Oct. 19	Released S Tony Jefferson. Released CB Nehemiah Shelton from practice squad.
April 18	Signed RB J.K. Dobbins.			Oct. 21	Signed CB Dicaprio Bootle and CB Shaun Wade to active roster. Placed DB Deane Leonard on Reserve/Injured. Signed S Tony Jefferson to practice squad. Activated C Sam Mustipher (standard elevation) and WR Jalen Reagor (standard elevation) from practice squad.
May 6	Signed WR DJ Chark.	Aug. 30	Signed K Cameron Dicker to contract extension. Signed S Tony Jefferson to practice squad.	Oct. 22	Waived CB Shaun Wade. Reverted C Sam Mustipher and WR Jalen Reagor to practice squad.
May 10	Signed G Karsen Barnhart, QB Casey Bauman, TE Luke Benson, LB Junior Colson, S Akeem Dent, WR Jaelen Gill, S Thomas Harper, CB Cam Hart, TE Zach Heins, OLB Savion Jackson, LB Jeremiah Jean-Baptiste, WR Cornelius Johnson, WR Jaylen Johnson, WR Leon Johnson, CB Robert Kennedy, LB Shane Lee, DL Micheal Mason, T Tyler McLellan, OLB Tre'Mon Morris-Brash, G Willis Patrick, S Jalyn Phillips, WR Brenden Rice, T Tyler Smith, CB Tarheeb Still, RB Kimani Vidal, CB Zamari Walton and C/G Bucky Williams.			Oct. 24	Signed CB Shaun Wade to practice squad.
May 13	Signed OLB Bud Dupree.			Oct. 26	Activated WR Jaylen Johnson (standard elevation) and WR Jalen Reagor (standard elevation) from practice squad.
May 14	Signed OLB Chris Collins. Waived OLB Brevin Allen.	Sept. 2	Signed RB Jaret Patterson to practice squad. Released RB Isaiah Spiller from practice squad.	Oct. 28	Reverted WR Jaylen Johnson and WR Jalen Reagor to practice squad.
May 16	Signed DL Justin Eboigbe.	Sept. 3	Signed WR Dez Fitzpatrick and CB Shaun Wade to practice squad. Released OLB Andrew Farmer II and WR Cornelius Johnson from practice squad.	Oct. 30	Signed C Sam Mustipher to active roster. Signed LB Caleb Murphy and S Kendall Williamson to practice squad.
May 23	Waived T Tyler Smith.	Sept. 7	Signed TE Eric Tomlinson to active roster. Placed WR DJ Chark Jr., on Reserve/Injured. Activated LB Shaquille Quarterman (standard elevation) from practice squad. Released CB Matt Hankins from practice squad with injury settlement.	Nov. 2	Activated WR DJ Chark Jr., from Reserve/Injured; Designated for Return. Placed WR Brenden Rice on Reserve/Injured. Activated CB Eli Apple (standard elevation) and WR Jalen Regor (standard elevation) from practice squad.
May 29	Signed T Alex Leatherwood.	Sept. 9	Reverted LB Shaquille Quarterman to practice squad. Signed CB Nehemiah Shelton to practice squad.		
June 5	Released C Corey Linsley.	Sept. 11	Signed CB Dicaprio Bootle to practice squad.		
June 14	Signed S Tony Jefferson and WR Praise Olatoke.	Sept. 14	Activated S Tony Jefferson (standard elevation) and LB Shaquille Quarterman (standard elevation) from practice squad.		
June 20	Signed WR Ladd McConkey.	Sept. 16	Reverted S Tony Jefferson and LB Shaquille Quarterman to practice squad.		
July 17	Declared Non-Football Illness for LB Junior Colson.	Sept. 21	Activated LB Shaquille Quarterman (standard elevation) from practice squad.		
July 30	Remove LB Junior Colson from Active/Non-Football Illness.				
Aug. 6	Waived OLB Savion Jackson.				
Aug. 7	Signed QB Luis Perez.				
Aug. 12	Signed WR Isaiah Wooden. Waived QB Casey Bauman and WR Praise Olatoke.				
Aug. 13	Signed OLB Savion Jackson and LB Shaq Quarterman. Waived CB Chris Wilcox. Waived/Injured FB/TE Ben Mason.				
Aug. 14	Signed TE Tucker Fisk.				
Aug. 16	Signed DL Teair Tart. Waived S Jalyn Phillips.				
Aug. 19	Signed LB Frank Ginda and S Jalyn Phillips. Waived QB Max Duggan and WR Leon Johnson.				

2024 TRANSACTIONS BY DATE

Nov. 4	Reverted CB Eli Apple and WR Jalen Reagor to practice squad.	Nov. 16	Signed LB Shaquille Quarterman to active roster. Waived CB Dicaprio Bootle. Activated CB Eli Apple (standard elevation) and OLB Caleb Murphy (standard elevation) from practice squad.	Nov. 26	Reverted S Tony Jefferson and OLB Caleb Murphy to practice squad. Signed TE McCallan Castles to practice squad.
Nov. 5	Released TE Eric Tomlinson.				
Nov. 6	Signed WR Jalen Reagor to active roster. Designated RB Gus Edwards for return from Reserve/Injured. Placed LB Junior Colson and WR Simi Fehoko on Reserve/Injured. Signed LB Shaquille Quarterman and TE Eric Tomlinson to practice squad. Released TE McCallan Castles from practice squad.	Nov. 18	Reverted CB Eli Apple and OLB Caleb Murphy to practice squad.		
		Nov. 19	Signed CB Dicaprio Bootle to practice squad.		
Nov. 9	Activated RB Gus Edwards from Reserve/Injured; Designated for Return. Signed TE Tucker Fisk to active roster. Activated CB Eli Apple (standard elevation) and OLB Caleb Murphy (standard elevation) from practice squad. Signed TE McCallan Castles to practice squad.	Nov. 20	Signed S Emany Johnson to practice squad. Released TE McCallan Castles from practice squad.		
		Nov. 25	Activated DB Deane Leonard from Reserve/Injured; Designated for Return. Placed TE Hayden Hurst on Reserve/Injured. Signed CB Eli Apple to active roster. Waived S AJ Finley. Activated S Tony Jefferson (standard elevation) and OLB Caleb Murphy (standard elevation) from practice squad.		
Nov. 11	Reverted CB Eli Apple and OLB Caleb Murphy to practice squad.				
Nov. 15	Reverted CB Eli Apple and OLB Caleb Murphy to practice squad.				

2024 TRANSACTIONS BY PLAYER

Allen, Brevin — OLB

Jan. 9 Signed to Reserve/Future contract
May 14 Waived

Allen, Keenan — WR

March 15 Traded to Chicago

Alt, Joe — T

June 11 Signed

Apple, Eli — CB

Oct. 15 Signed to practice squad
Nov. 2 Activated from practice squad (standard elevation)
Nov. 4 Reverted to practice squad
Nov. 9 Activated from practice squad (standard elevation)
Nov. 11 Reverted to practice squad
Nov. 16 Activated from practice squad (standard elevation)
Nov. 18 Reverted to practice squad
Nov. 25 Signed to active roster

Barnhart, Karsen — G

May 10 Signed
Aug. 27 Waived
Aug. 28 Signed to practice squad

Bauman, Casey — QB

May 10 Signed
Aug. 12 Waived

Benson, Luke — TE

May 10 Signed
Aug. 27 Waived
Aug. 28 Signed to practice squad
Sept. 24 Released from practice squad

Bootle, Dicaprio — CB

Sept. 11 Signed to practice squad
Oct. 12 Activated from practice squad (standard elevation)
Oct. 14 Reverted to practice squad
Oct. 21 Signed to active roster
Nov. 16 Waived
Nov. 19 Signed to practice squad

Bozeman, Bradley — C

March 18 Signed

Castles, McCallan — TE

Oct. 15 Signed to practice squad
Nov. 6 Released from practice squad
Nov. 9 Signed to practice squad
Nov. 20 Released from practice squad
Nov. 26 Signed to practice squad

Chark Jr., DJ — WR

May 16 Signed
Sept. 7 Placed on Reserve/Injured
Oct. 16 Designated for return from Reserve/Injured
Nov. 2 Activated from Reserve/Injured; Designated for Return

Clark, Jerrod — DL

Jan. 9 Signed to Reserve/Future contract
Aug. 27 Waived

Collins, Chris — OLB

May 14 Signed
Aug. 27 Placed on Reserve/Injured

Colson, Junior — LB

May 10 Signed
July 17 Declared Non-Football Illness
July 30 Passed Physical
Nov. 6 Placed on Reserve/Injured

Daniels, Braeden — G/T

Sept. 26 Signed to practice squad
Sept. 30 Released from practice squad

Dent, Akeem — S

May 10 Signed
Aug. 27 Waived

Dicker, Cameron — K

March 5 Extended exclusive rights tender
April 2 Re-signed
Aug. 30 Signed contract extension

Dobbins, J.K. — RB

April 18 Signed

Dotson, Elijah — RB

Jan. 9 Signed to Reserve/Future contract
Aug. 27 Waived

Duggan, Max — QB

Jan. 9 Signed to Reserve/Future contract
Aug. 19 Waived

Dupree, Bud — OLB

May 13 Signed

Dye, Troy — LB

March 18 Signed

Eboigbe, Justin — DL

May 16 Signed

Edwards, Gus — RB

March 16 Signed
Oct. 12 Placed on Reserve/Injured
Nov. 6 Designated for return from Reserve/Injured
Nov. 9 Activated from Reserve/Injured; Designated for Return

Farmer II, Andrew — OLB

Aug. 27 Waived
Aug. 28 Signed to practice squad
Sept. 3 Released from practice squad

Fehoko, Simi — WR

Jan. 9 Signed to Reserve/Future contract
Nov. 6 Placed on Reserve/Injured

Finley, AJ — S

Nov. 25 Waived

Fisk, Tucker — TE

Aug. 14 Signed
Aug. 27 Waived
Aug. 28 Signed to practice squad
Nov. 9 Signed to active roster

Fitzpatrick, Dez — WR

Sept. 3 Signed to practice squad

Ford, Poona — DL

March 16 Signed

Fulton, Kristian — CB

April 2 Signed

Gill, Jaalen — WR

May 10 Signed
Aug. 27 Waived

Gilman, Alohi — S

March 13 Re-signed

Ginda, Frank — LB

Aug. 19 Signed
Aug. 27 Waived

Hankins, Matt — CB

Jan. 9 Signed to Reserve/Future contract
Aug. 27 Waived
Aug. 28 Signed to practice squad
Sept. 7 Released from practice squad with injury settlement

Harper, Thomas — S

May 10 Signed
Aug. 27 Waived

Hart, Cam — CB

May 10 Signed

Haskins, Hassan — RB

Aug. 28 Claimed off Waivers

Heinicke, Taylor — QB

Aug. 29 Traded for from Atlanta

Heintz, Zach — TE

May 10 Signed
Aug. 27 Waived

Hinton, Christopher — DL

Jan. 11 Signed to Reserve/Future contract
Aug. 27 Waived
Aug. 28 Signed to practice squad

Hurst, Hayden — TE

March 16 Signed
Nov. 25 Placed on Reserve/Injured

Jackson, Savion — OLB

May 10 Signed
Aug. 6 Waived
Aug. 13 Signed
Aug. 27 Waived

James Jr., Derwin — S

Sept. 25 Placed on Reserve/Suspended By Commissioner-Less than One Year
Sept. 30 Suspension lifted and granted exempt status
Oct. 1 Activated from exempt status

Jean-Baptiste, Jeremiah — LB

May 10 Signed
Aug. 27 Waived
Aug. 28 Signed to practice squad

Jefferson, Tony — S

June 14 Signed
Aug. 29 Released
Aug. 30 Signed to practice squad
Sept. 14 Activated from practice squad (standard elevation)
Sept. 16 Reverted to practice squad
Sept. 26 Signed to active roster
Sept. 30 Released

Oct. 1 Signed to practice squad
Oct. 12 Signed to active roster
Oct. 19 Released

Oct. 21 Signed to practice squad
Nov. 25 Activated from practice squad (standard elevation)
Nov. 26 Reverted to practice squad

Johnson, Cornelius — WR

May 10 Signed
Aug. 27 Waived
Aug. 28 Signed to practice squad
Sept. 3 Released from practice squad

Johnson, Emany — S

Nov. 20 Signed to practice squad

Johnson, Jaylen — WR

May 10 Signed
Aug. 27 Waived
Aug. 28 Signed to practice squad
Oct. 26 Activated from practice squad (standard elevation)

Oct. 28 Reverted to practice squad

Johnson, Leon — WR

May 10 Signed
Aug. 19 Waived

Kendricks, Eric — LB

March 5 Released

Kennedy, Robert — CB

May 10 Signed
Aug. 27 Waived
Aug. 28 Signed to practice squad
Aug. 29 Released from practice squad

Laing, Brent — C

Jan. 9 Signed to Reserve/Future contract
Aug. 27 Waived

Leatherwood, Alex — T

May 29 Signed
Aug. 27 Waived
Aug. 28 Signed to practice squad

2024 TRANSACTIONS BY PLAYER

Lee, Shane — LB

May 10 Signed
Aug. 27 Waived

Leonard, Deane — DB

Oct. 21 Placed on Reserve/Injured
Nov. 15 Designated for return from Reserve/
Injured
Nov. 25 Activated from Reserve/Injured;
Designated for Return

Linsley, Corey — C

June 5 Released

Lynch, Blake — LB

Sept. 24 Signed to practice squad
Sept. 28 Activated from practice squad
(standard elevation)
Sept. 30 Reverted to practice squad
Oct. 15 Released from practice squad

Mason, Ben — FB/TE

April 2 Signed
Aug. 13 Waived/Injured

Mason, Micheal — DL

May 10 Signed
Aug. 22 Waived

McConkey, Ladd — WR

June 20 Signed

McLellan, Tyler — T

May 10 Signed
Aug. 27 Placed on Reserve/Injured

Molden, Elijah — DB

Aug. 29 Traded for from Tennessee

Morris-Brash, Tre'Mon — OLB

May 10 Signed
Aug. 27 Waived
Aug. 28 Signed to practice squad

Murphy, Caleb — OLB

Oct. 30 Signed to practice squad
Nov. 9 Activated from practice squad
(standard elevation)
Nov. 11 Reverted to practice squad
Nov. 16 Activated from practice squad
(standard elevation)
Nov. 18 Reverted to practice squad
Nov. 25 Activated from practice squad
(standard elevation)
Nov. 26 Reverted to practice squad

Mustipher, Sam — C

Aug. 28 Signed to practice squad
Sept. 28 Activated from practice squad
(standard elevation)
Sept. 30 Reverted to practice squad
Oct. 21 Activated from practice squad
(standard elevation)
Oct. 22 Reverted to practice squad
Oct. 30 Signed to active roster

Niemann, Nick — LB

Aug. 27 Placed on Reserve/Injured and
Designated for return from Reserve/
Injured
Oct. 12 Activated from Reserve/Injured;
Designated for Return

Okoye, CJ — DL

Jan. 9 Signed to Reserve/Future contract
Aug. 27 Waived
Aug. 28 Signed to practice squad

Olatoke, Praise — WR

June 14 Signed
Aug. 12 Waived

Parham Jr., Donald — TE

Aug. 27 Released

Patrick, Willis — G

May 10 Signed
Aug. 27 Waived

Patterson, Jaret — RB

Jan. 10 Signed to Reserve/Future contract
Aug. 29 Waived
Sept. 2 Signed to practice squad

Perez, Luis — QB

Aug. 7 Signed
Aug. 27 Waived

Perryman, Denzel — LB

March 19 Signed

Phillips, Jalyn — S

May 10 Signed
Aug. 16 Waived
Aug. 19 Signed
Aug. 27 Waived

Quarterman, Shaquille — LB

Aug. 13 Signed
Aug. 27 Waived
Aug. 28 Signed to practice squad
Sept. 7 Activated from practice squad
(standard elevation)
Sept. 9 Reverted to practice squad
Sept. 14 Activated from practice squad
(standard elevation)
Sept. 16 Reverted to practice squad
Sept. 21 Activated from practice squad
(standard elevation)
Sept. 23 Reverted to practice squad
Oct. 9 Released from practice squad
Nov. 6 Signed to practice squad
Nov. 16 Signed to active roster

Reagor, Jalen — WR

Sept. 24 Signed to practice squad
Oct. 21 Activated from practice squad
(standard elevation)
Oct. 22 Reverted to practice squad
Oct. 26 Activated from practice squad
(standard elevation)
Oct. 28 Reverted to practice squad
Nov. 2 Activated from practice squad
(standard elevation)
Nov. 4 Reverted to practice squad
Nov. 6 Signed to active roster

Rex, Isaac — TE

Aug. 22 Signed
Aug. 27 Waived

Rice, Brenden — WR

May 10 Signed
Nov. 2 Placed on Reserve/Injured

Rumph II, Chris — OLB

Aug. 27 Placed on Reserve/Injured

Samuel Jr., Asante — CB

Oct. 12 Placed on Reserve/Injured

Sarell, Foster — T

March 5 Extended exclusive rights tender
March 8 Re-signed

Shelby, Ty — OLB

Aug. 27 Waived

Shelton, Nehemiah — CB

Sept. 9 Signed to practice squad
Sept. 24 Released from practice squad
Oct. 9 Signed to practice squad
Oct. 19 Released from practice squad

Smith, Tyler — T

May 10 Signed
May 23 Waived

Spiller, Isaiah — RB

Aug. 27 Waived
Aug. 28 Signed to practice squad
Sept. 2 Released from practice squad

Stick, Easton — QB

March 16 Signed

Still, Tarheeb — CB

May 10 Signed

Tart, Teair — DL

Aug. 16 Signed

Tomlinson, Eric — TE

Aug. 29 Signed to practice squad
Sept. 7 Signed to active roster
Nov. 5 Released
Nov. 6 Signed to practice squad

Trainer, Andrew — T

March 12 Waived

Uzodinma, Amechi — CB

March 12 Waived

Vidal, Kimani — RB

May 10 Signed

Wade, Shaun — CB

Sept. 3 Signed to practice squad
Oct. 21 Signed to active roster
Oct. 22 Waived
Oct. 24 Signed to practice squad

Walton, Zamari — CB

May 10 Signed
Aug. 27 Waived

Wilcox, Chris — CB

Jan. 9 Signed to Reserve/Future contract
Aug. 13 Waived

Williams, Bucky — C/G

May 10 Signed
Aug. 27 Placed on Reserve/Injured

Williams, Mike — WR

March 13 Released

Williamson, Kendall — S

Oct. 30 Signed to practice squad

Wooden, Isaiah — WR

Aug. 12 Signed
Aug. 27 Waived

Woods, JT — S

Aug. 28 Waived

MEDIA INFORMATION



SoFi Stadium

SEATING MAP



CHARGERS.COM

GAME-DAY MEDIA PARKING: Media attending Chargers home games have been assigned reserved areas to park at SoFi Stadium. All parking will be distributed electronically. As a reminder, parking is limited and is being provided as a courtesy.

MEDIA ENTRANCE: All credentialed media must enter through southeast media gate between entries 10 & 11 near Media Will Call and are subject to search procedures. Please be prepared to open all cases and bags for inspection by SoFi Stadium security personnel. All items will be inspected and tagged for security purposes. Please make sure bags are identifiable and limit carry-in items to only what is necessary. Please remove any security tags from prior games.

PRESS WILL CALL
Press Will Call is located at the southeast media gate between entries 10 & 11.

PRESS BOX
Media can access the press box by entering SoFi Stadium through the southeast media gate. Once on the concourse, turn left and walk along the concourse around the South end zone until reaching elevators in the southwest corner of the stadium. Take the elevators up to level 7 to access the press box.

CHARGERS MEDIA SITE
[Chargers.com/media](https://chargers.com/media) is available to assist media with coverage leading up to each game of the 2024 season. The media site contains digital copies of all press materials. Credential requests on the site must be submitted by the sports director, sports editor or photo editor to be considered.

CHARGERS GAME RELEASE
Stats and notes in Los Angeles Chargers Game Releases are found utilizing a variety of sources, including STATS LLC, Sportradar, Stathead and the Elias Sports Bureau.

LOS ANGELES CHARGERS COMMUNICATIONS CONTACTS

NAME	TITLE	EMAIL
Josh Rupprecht	Senior Vice President, Communications & Brand Messaging	Josh.Rupprecht@Chargers.NFL.com
Jennifer Rojas	Vice President, Marketing Communications & Alumni Affairs	Jennifer.Rojas@Chargers.NFL.com
Lauren Georgeson	Senior Manager, Corporate Marketing & Communications	Lauren.Georgeson@Chargers.NFL.com
Brock Anderson	Senior Manager, Football Communications	Brock.Anderson@Chargers.NFL.com
Leonie Strehl	Senior Coordinator, Marketing Communications & Alumni Affairs	Leonie.Strehl@Chargers.NFL.com
Ricky Martinez	Coordinator, Football Communications	Ricky.Martinez@Chargers.NFL.com

***SUPPLEMENTAL
STATS***

ALL-TIME SERIES HISTORY

Franchise	REGULAR SEASON						POSTSEASON					PRESEASON		
	W	L	T	Pct.	PF	PA	W	L	Pct.	PF	PA	W	L	T
Arizona Cardinals ¹	11	5	0	.688	407	318	0	0	—			14	11	0
Atlanta Falcons	4	8	0	.333	170	247	0	0	—			4	2	0
Baltimore Ravens	5	10	0	.333	275	337	1	0	1.000	23	17	0	0	0
Buffalo Bills	24	12	2	.667	938	660	1	2	.333	27	57	0	1	0
Carolina Panthers	2	6	0	.250	135	171	0	0	—			0	0	0
Chicago Bears	7	7	0	.500	279	233	0	0	—			4	3	0
Cincinnati Bengals	23	14	0	.622	905	805	1	1	.500	34	37	0	0	0
Cleveland Browns ²	20	9	1	.683	727	582	0	0	—			1	0	1
Dallas Cowboys	5	8	0	.385	295	296	0	0	—			9	8	0
Denver Broncos	56	72	1	.438	2,755	2,737	0	1	.000	17	24	5	2	0
Detroit Lions	7	6	0	.538	292	304	0	0	—			0	1	0
Green Bay Packers	2	11	0	.154	232	376	0	0	—			2	1	1
Houston Texans	6	3	0	.667	247	192	0	0	—			1	0	0
Indianapolis Colts ³	18	10	0	.643	666	476	2	1	.667	71	76	2	2	0
Jacksonville Jaguars	9	4	0	.692	385	255	0	0	—			0	0	0
Kansas City Chiefs ⁴	57	70	1	.449	2,607	2,861	1	0	1.000	17	0	5	2	0
Las Vegas Raiders ⁵	59	68	2	.465	2,823	2,856	0	1	.000	27	34	7	7	0
Los Angeles Rams ⁶	6	7	0	.462	344	335	0	0	—			20	19	0
Miami Dolphins	15	18	0	.455	753	738	2	2	.500	76	124	3	1	0
Minnesota Vikings	7	8	0	.467	358	369	0	0	—			3	11	1
New England Patriots ⁷	15	24	2	.385	771	976	1	3	.250	112	96	5	2	0
New Orleans Saints	8	6	0	.571	367	272	0	0	—			4	6	0
New York Giants	8	5	0	.615	356	302	0	0	—			5	3	0
New York Jets ⁸	24	12	1	.667	1,057	739	0	2	.000	31	37	4	2	1
Philadelphia Eagles	8	5	0	.615	262	266	0	0	—			3	1	0
Pittsburgh Steelers	9	24	0	.273	626	854	2	1	.667	72	76	1	2	0
San Francisco 49ers	8	7	0	.533	339	396	0	1	.000	26	49	22	27	0
Seattle Seahawks	25	27	0	.481	1,090	1,103	0	0	—			5	13	0
Tampa Bay Buccaneers	8	4	0	.667	331	250	0	0	—			0	0	0
Tennessee Titans ⁹	29	16	1	.644	1,176	1,002	1	3	.250	50	57	7	3	0
Washington Commanders ¹⁰	5	7	0	.417	259	284	0	0	—			1	0	0
ALL-TIME TOTALS	490	493	11	.498	22,227	21,591	12	18	.400	583	684	137	127	4

Note: Prior to 1972, tie games were not included in winning percentage.

1—Known as St. Louis Cardinals (1960-87) and Phoenix Cardinals (1988-93)

2—Did not play from 1996-98 after relocation to Baltimore, but rejoined as an expansion franchise in 1999

3—Known as Baltimore Colts (1960-83)

4—Known as Dallas Texans (1960-62)

5—Known as Los Angeles Rams (1960-94 and 2016-present) and St. Louis Rams (1995-2015)

6—Known as Boston Patriots (1960-70)

7—Known as Titans of New York (1960-62)

8—Known as Oakland Raiders (1960-81 and 1995-2019) and Los Angeles Raiders (1982-94)

9—Known as Houston Oilers (1960-96) and Tennessee Oilers (1997-98)

10—Known as Washington Redskins (1960-2019) and Washington Football Team (2020-21)

THE LAST TIME . . .

Regular season in regular font | Postseason in italics

RUSHING

200 Yards Rushing, Individual

CHARGERS — LaDainian Tomlinson, Dec. 28, 2003 vs. Oakland (243 yards)
OPPONENT — Adrian Peterson, Nov. 4, 2007 at Minnesota (296 yards)
CHARGERS — *Keith Lincoln, AFL Championship, Jan. 5, 1964 vs. Boston (206 yards)*
OPPONENT — *Never*

100 Yards Rushing, Individual

CHARGERS — **J.K. Dobbins, Sept. 15, 2024 at Carolina (131 yards)**
OPPONENT — **Derrick Henry, Nov 25, 2024 vs. Baltimore (140 yards)**
CHARGERS — *Darren Sproles, AFC Wild Card, Jan. 3, 2009 vs. Indianapolis (105 yards)*
OPPONENT — *Sony Michel, AFC Divisional, Jan. 13, 2019 at New England (129 yards)*

100 Yards Rushing, One Half, Individual

CHARGERS — **J.K. Dobbins, Sept. 8, 2024 vs. Las Vegas (131 yards in second half)**
OPPONENT — Daivid Montgomery, Nov 12, 2023 vs. Detroit (102 yards in first half)
CHARGERS — *Keith Lincoln, AFL Championship, Jan. 5, 1964 vs. Boston (176 yards in first half)*
OPPONENT — *Sony Michel, AFC Divisional, Jan. 13, 2019 at New England (105 yards in first half)*

Two 100-Yard Rushers

CHARGERS — Darren Sproles (122 yards) and LaDainian Tomlinson (116 yards) Dec. 16, 2007, vs. Detroit
OPPONENT — Frank Gore (158 yards) and Colin Kaepernick (151 yards), Dec. 20, 2014 at San Francisco
CHARGERS — *Never*
OPPONENT — *Never*

Four Touchdowns Rushing, Individual

CHARGERS — LaDainian Tomlinson, Oct. 14, 2007 vs. Oak. (3, 27, 13, 41 yards)
OPPONENT — *Never*
CHARGERS — *Never*
OPPONENT — *Never*

Three Touchdowns Rushing, Individual

CHARGERS — Melvin Gordon, Oct. 15, 2018, at Cleveland (4, 10, 11 yards)
OPPONENT — Darrel Young, Nov. 3, 2013 at Washington (1, 1, 4 yards)
CHARGERS — *Never*
OPPONENT — *Sony Michel, AFC Divisional, Jan. 13, 2019 at New England (1, 14, 5 yards)*

Two Touchdowns Rushing, Individual

CHARGERS — **J.K. Dobbins, Nov. 17, 2024 vs. Cincinnati (1, 29 yards)**
OPPONENT — Josh Allen, Dec. 23, 2023 vs. Buffalo (2, 1 yard)
CHARGERS — *Darren Sproles, AFC Wild Card, Jan. 3, 2009 vs. Indianapolis (9, 22 yards)*
OPPONENT — *Sony Michel, AFC Divisional, Jan. 13, 2019 at New England (1, 14, 5 yards)*

PASSING

500 Yards Passing, Individual

CHARGERS — Philip Rivers, Oct. 18, 2015 at Green Bay (503 yards)
OPPONENT — *Never*
CHARGERS — *Never*
OPPONENT — *Never*

400 Yards Passing, Individual

CHARGERS — Justin Herbert, Sept. 24, 2023 at Minnesota (405 yards)
OPPONENT — Patrick Mahomes, Oct. 22, 2023 at Kansas City (424 yards)
CHARGERS — *Dan Fouts, AFC Divisional, Jan. 2, 1982 at Miami (433 yards)*
OPPONENT — *Peyton Manning, AFC Divisional, Jan. 13, 2008 at Indianapolis (402 yards)*

300 Yards Passing, Individual

CHARGERS — Justin Herbert, Oct. 21, 2024 at Arizona (349 yards)
OPPONENT — **Joe Burrow, Nov. 17, 2024 vs. Cincinnati (356 yards)**
CHARGERS — *Philip Rivers, AFC Divisional, Jan. 13, 2019 at New England (331 yards)*
OPPONENT — *Tom Brady, AFC Divisional, Jan. 13, 2019 at New England (343 yards)*

Six Touchdown Passes, Individual

CHARGERS — Dan Fouts, Nov. 22, 1981 at Oakland (12, 15, 29, 4, 5, 6 yards)
OPPONENT — *Never*
CHARGERS — *Never*
OPPONENT — *Never*

Five Touchdown Passes, Individual

CHARGERS — Drew Brees, Oct. 31, 2004 vs. Oakland (17, 13, 23, 5, 1 yards)
OPPONENT — Tom Brady, Oct. 4, 2020 at Tampa Bay (3, 6, 28, 19, 9 yards)
CHARGERS — *Never*
OPPONENT — *Never*

Four Touchdown Passes, Individual

CHARGERS — Justin Herbert, Nov. 12, 2023 vs. Detroit (29, 18, 1, 38 yards)
OPPONENT — Aidan O'Connell, Dec. 14, 2023 at Las Vegas (30, 22, 11, 20 yards)
CHARGERS — *Never*
OPPONENT — *Don Strock, AFC Divisional, Jan. 2, 1982 at Miami (1, 40, 15, 50 yards)*

Three Touchdown Passes, Individual

CHARGERS — Justin Herbert, Nov. 12, 2023 vs. Detroit (29, 18, 1, 38 yards)
OPPONENT — **Joe Burrow, Nov. 17, 2024 vs. Cincinnati (4, 42, 17 yards)**
CHARGERS — *Philip Rivers, AFC Divisional, Jan. 13, 2019 at New England (43, 1, 8 yards)*
OPPONENT — *Peyton Manning, AFC Divisional, Jan. 13, 2008 at Indianapolis (25, 9, 55 yards)*

Six Interceptions Thrown, Individual

CHARGERS — Ed Luther, Oct. 31, 1983 vs. Washington
OPPONENT — Peyton Manning, Nov. 11, 2007 vs. Indianapolis
CHARGERS — *Never*
OPPONENT — *Never*

Five Interceptions Thrown, Individual

CHARGERS — Craig Whelihan, Dec. 13, 1998 at Seattle
OPPONENT — Nathan Peterman, Nov. 19, 2017 vs. Buffalo
CHARGERS — *Dan Fouts, AFC Second Round, Jan. 16, 1983 at Miami*
OPPONENT — *George Blanda, AFL Championship, Dec. 24, 1961 vs. Houston Oilers*

Four Interceptions Thrown, Individual

CHARGERS — Philip Rivers, Nov. 18, 2019 vs. Kansas City in Mexico City, Mexico
OPPONENT — Nathan Peterman, Nov. 19, 2017 vs. Buffalo
CHARGERS — *Stan Humphries, AFC Wild Card, Dec. 31, 1995 vs. Indianapolis*
OPPONENT — *George Blanda, AFL Championship, Dec. 24, 1961 vs. Houston Oilers*

RECEIVING

10 or More Receptions, Individual

CHARGERS — Keenan Allen, Nov. 26, 2023 vs. Baltimore (14 receptions)
OPPONENT — Cole Kmet, Oct. 29, 2023 vs. Chicago (10 receptions)
CHARGERS — *Ronnie Harmon, AFC Wild Card,*
Dec. 31, 1995 vs. Indianapolis (10 receptions)
OPPONENT — *James White, AFC Divisional,*
Jan. 13, 2019 at New England (15 receptions)

200 Yards Receiving, Individual

CHARGERS — Keenan Allen, Sept. 24, 2023 at Minnesota (215 yards)
OPPONENT — Tyreek Hill, Sept. 10, 2023 vs. Miami (215 yards)
CHARGERS — *Never*
OPPONENT — *Never*

100 Yards Receiving, Individual

CHARGERS — **Ladd McConkey, Nov. 17, 2024 vs. Cincinnati (123 yards)**
OPPONENT — **Tee Higgins, Nov. 17, 2024 vs. Cincinnati (148 yards)**
CHARGERS — *Keenan Allen, AFC Divisional,*
Jan. 12, 2014 at Denver (142 yards)
OPPONENT — *Julian Edelman, AFC Divisional,*
Jan. 13, 2019 at New England (151 yards)

100 Yards Receiving, One Half, Individual

CHARGERS — **Quentin Johnston, Nov. 3, 2024 at Cleveland (118 yards in first half)**
OPPONENT — **Tee Higgins, Nov. 17, 2024 vs. Cincinnati (114 yards in second half)**
CHARGERS — *Keenan Allen, AFC Divisional,*
Jan. 12, 2014 at Denver (142 yards in second half)
OPPONENT — *Julian Edelman, AFC Divisional,*
Jan. 13, 2019 at New England (107 yards in first half)

Two 100-Yard Receivers

CHARGERS — Keenan Allen (215 yards) and Mike Williams (121 yards),
Sept. 24, 2023 at Minnesota
OPPONENT — Travis Kelce (191 yards) and Tyreek Hill (148 yards),
Dec. 16, 2021 vs. Kansas City
CHARGERS — *Chris Chambers (133 yards) and Vincent Jackson (114 yards),*
AFC Wild Card, Jan. 6, 2008
OPPONENT — *Tony Nathan (114 yards) and Duriel Harris (106 yards),*
AFC Divisional, Jan. 2, 1982

Five Touchdown Receptions, Individual

CHARGERS — Kellen Winslow, Nov. 22, 1981 at Oakland (15, 29, 4, 5, 3 yards)
OPPONENT — *Never*
CHARGERS — *Never*
OPPONENT — *Never*

Four Touchdown Receptions, Individual

CHARGERS — Kellen Winslow, Nov. 22, 1981 at Oakland (15, 29, 4, 5, 3 yards)
OPPONENT — Daryl Turner, Sept. 15, 1985 vs. Seattle (34, 15, 30, 7 yards)
CHARGERS — *Never*
OPPONENT — *Never*

Three Touchdown Receptions, Individual

CHARGERS — Danny Woodhead, Dec. 20, 2015 vs. Miami (20, 9, 9 yards)
OPPONENT — Travis Kelce, Nov. 20, 2022 vs. Kansas City (4, 32, 17 yards)
CHARGERS — *Never*
OPPONENT — *Jerry Rice, Super Bowl XXIX at Joe Robbie Stadium,*
Jan. 29, 1995 vs. San Francisco (44, 15, 7 yards)

Two Touchdown Receptions, Individual

CHARGERS — **Ladd McConkey, Oct. 27 2024 vs. New Orleans (60, 9 yards)**
OPPONENT — **Ja'Marr Chase, Nov. 17, 2024 vs. Cincinnati (4, 17 yards)**
CHARGERS — *Keenan Allen, AFC Divisional,*
Jan. 12, 2014 at Denver (16, 16 yards)
OPPONENT — *Michael Crabtree, AFC Wild Card,*
Jan. 6, 2019 at Baltimore (31, 7 yards)

COMBINATION

100 Yards Rushing and Receiving, Individual

CHARGERS — Austin Ekeler, Dec. 8, 2019 at Jacksonville
(101 yards rushing, 112 yards receiving)
OPPONENT — Essex Johnson, Sept. 30, 1973 vs. Cincinnati
(121 yards rushing, 116 yards receiving)
CHARGERS — *Keith Lincoln, AFC Championship, Jan. 5, 1964 vs. Boston*
(206 yards rushing, 123 yards receiving)
OPPONENT — *Never*

300-Yard Passer, 100-Yard Rusher and 100-Yard Receiver

CHARGERS — Philip Rivers (314 yards passing),
Austin Ekeler (101 yards rushing),
Austin Ekeler (112 yards receiving),
Dec. 8, 2019 at Jacksonville
OPPONENT — Patrick Mahomes (329 yards passing),
Isiah Pacheco (107 yards rushing),
Travis Kelce (115 yards receiving),
Nov. 20, 2022 vs. Kansas City
CHARGERS — *Dan Fouts (333 yards passing),*
Chuck Muncie (126 yards rushing),
Wes Chandler (124 yards receiving),
Kellen Winslow (102 yards receiving),
AFC Wild Card, Jan. 9, 1983 at Pittsburgh
OPPONENT — *Tom Brady (343 yards passing),*
Sony Michel (129 yards rushing),
Julian Edelman (151 yards receiving),
AFC Divisional, Jan. 13, 2019 at New England

INTERCEPTIONS

Four Interceptions, Individual

CHARGERS — *Never*
OPPONENT — Kwamie Lassiter, Dec. 27, 1998 at Arizona (4 interceptions)
CHARGERS — *Never*
OPPONENT — *Vernon Perry, AFC Divisional,*
Dec. 29, 1979 vs. Houston Oilers (4 interceptions)

Three Interceptions, Individual

CHARGERS — Antonio Cromartie, Nov. 11, 2007 vs. Indianapolis (3 interceptions)
OPPONENT — Kwamie Lassiter, Dec. 27, 1998 at Arizona (4 interceptions)
CHARGERS — *Never*
OPPONENT — *Vernon Perry, AFC Divisional,*
Dec. 29, 1979 vs. Houston Oilers (4 interceptions)

Two Interceptions, Individual

CHARGERS — Kyzir White, Oct. 17, 2021 at Baltimore (2 interceptions)
OPPONENT — Patrick Surtain II, Nov. 28, 2021 at Denver (2 interceptions)
CHARGERS — *Glen Edwards, AFC Divisional,*
Jan. 3, 1981 vs. Buffalo (2 interceptions)
OPPONENT — *Jason Belser, AFC Wild Card,*
Dec. 31, 1995 vs. Indianapolis (2 interceptions)

Interception Returned for Touchdown

CHARGERS — Bryce Callahan, Dec. 4, 2022 at Las Vegas
(26 yards of Derek Carr)
OPPONENT — Jack Jones, Dec. 14, 2023 at Las Vegas
(16 yards of Easton Stick)
CHARGERS — *Never*
OPPONENT — *Never*

SACKS

Six Sacks, Individual

CHARGERS — Khalil Mack, Oct. 1, 2023 vs. Las Vegas (6.0 sacks)
OPPONENT — Never
CHARGERS — Never
OPPONENT — Never

Five Sacks, Individual

CHARGERS — Khalil Mack, Oct. 1, 2023 vs. Las Vegas (6.0 sacks)
OPPONENT — Never
CHARGERS — Never
OPPONENT — Never

Four-and-One-Half Sacks, Individual

CHARGERS — Khalil Mack, Oct. 1, 2023 vs. Las Vegas (6.0 sacks)
OPPONENT — Hugh Douglas, Oct. 18, 1998 vs. Philadelphia (4.5 sacks)
CHARGERS — Never
OPPONENT — Never

Four Sacks, Individual

CHARGERS — Khalil Mack, Oct. 1, 2023 vs. Las Vegas (6.0 sacks)
OPPONENT — Justin Houston, Dec. 28, 2014 at Kansas City (4.0 sacks)
CHARGERS — Never
OPPONENT — Never

Three-and-One-Half Sacks, Individual

CHARGERS — Khalil Mack, Oct. 1, 2023 vs. Las Vegas (6.0 sacks)
OPPONENT — Justin Houston, Dec. 28, 2014 at Kansas City (3.5 sacks)
CHARGERS — Never
OPPONENT — Never

Three Sacks, Individual

CHARGERS — Khalil Mack, Oct. 1, 2023 vs. Las Vegas (6.0 sacks)
OPPONENT — Myles Garrett, Nov. 3 2024 at Cleveland (3.0 sacks)
CHARGERS — Never
OPPONENT — Never

Two-and-One-Half Sacks, Individual

CHARGERS — Tuli Tuipulotu, Nov. 3, 2024 at Cleveland (2.5 sacks)
OPPONENT — Myles Garrett, Nov. 3 2024 at Cleveland (3.0 sacks)
CHARGERS — Burt Grossman, AFC Wild Card,
Jan. 2, 1993 vs. Kansas City (2.5 sacks)
OPPONENT — Never

Two Sacks, Individual

CHARGERS — Tuli Tuipulotu (2.0 sacks) & Bud Dupree (2.0 sacks),
Nov. 10, 2024 vs. Tennessee
OPPONENT — Myles Garrett, Nov. 3 2024 at Cleveland (3.0 sacks)
CHARGERS — Melvin Ingram, AFC Wild Card,
Jan. 6, 2019 at Baltimore (2.0 sacks)
OPPONENT — Shaun Phillips, AFC Divisional,
Jan. 12, 2014 at Denver (2.0 sacks)

TOUCHDOWNS

Five Touchdowns, Individual

CHARGERS — Kellen Winslow, Nov. 22, 1981 at Oakland
(15-, 29-, 4-, 5-, 3-yard receptions)
OPPONENT — Never
CHARGERS — Never
OPPONENT — Never

Four Touchdowns, Individual

CHARGERS — Austin Ekeler, Nov. 21, 2021 vs. Pittsburgh
(10-, 17-yard receptions; 6-, 5-yard runs)
OPPONENT — Harvey Williams, Nov. 16, 1997 vs. Oakland
(8-, 32-yard receptions; 1-, 1-yard runs)
CHARGERS — Never
OPPONENT — Never

Three Touchdowns, Individual

CHARGERS — Austin Ekeler, Oct. 2, 2022 at Houston
(14-yard receptions; 10-, 20-yard runs)
OPPONENT — Travis Kelce, Nov. 20, 2022 vs. Kansas City
(4-, 32-, 17-yard receptions)
CHARGERS — Never
OPPONENT — Sony Michel, AFC Divisional,
Jan. 13, 2019 at New England (1-, 14-, 5-yard runs)

FIELD GOALS AND PATS

Six Field Goals Made, Individual

CHARGERS — Greg Davis, Oct. 5, 1997 at Oakland
(30, 22, 38, 43, 33, 33 yards)
OPPONENT — Phil Dawson, Nov. 5, 2006 vs. Cleveland
(37, 20, 42, 30, 36, 35 yards)
CHARGERS — Never
OPPONENT — Never

Five Field Goals Made, Individual

CHARGERS — Cameron Dicker, Oct. 21, 2024 at Arizona
(59, 50, 28, 47, 40 yards)
OPPONENT — Daniel Carlson, Jan. 9, 2022 at Las Vegas
(24, 31, 52, 40, 47 yards)
CHARGERS — Michael Badgley, AFC Wild Card,
Jan. 6, 2019 at Baltimore (21, 53, 40, 34, 47 yards)
OPPONENT — Never

Four Field Goals Made, Individual

CHARGERS — Cameron Dicker, Oct. 21, 2024 at Arizona
(59, 50, 28, 47, 40 yards)
OPPONENT — Daniel Carlson, Jan. 9, 2022 at Las Vegas
(24, 31, 52, 40, 47 yards)
CHARGERS — Michael Badgley, AFC Wild Card,
Jan. 6, 2019 at Baltimore (21, 53, 40, 34, 47 yards)
OPPONENT — Never

50-Yard Field Goal, Individual

CHARGERS — Cameron Dicker, Nov. 25, 2024 vs. Baltimore (52 yards)
OPPONENT — Jason Sanders, Dec. 11, 2022 vs. Miami (55 yards)
CHARGERS — Michael Badgley, AFC Wild Card,
Jan. 6, 2019 at Baltimore (53 yards)
OPPONENT — Stephen Gostkowski, AFC Divisional,
Jan. 14, 2007 vs. New England (50 yards)

Blocked Field Goal Attempt

CHARGERS — Teair Tart, Nov. 3, 2024 at Cleveland
(51-yard Dustin Hopkins attempt)
OPPONENT — Zack Allen, Dec. 31, 2023 at Denver
(50-yard Cameron Dicker attempt)
CHARGERS — Leroy Jones, AFC Divisional, Jan. 2, 1982 at Miami
(34-yard Uwe von Schamann attempt)
OPPONENT — Never

Two-Point Conversion

CHARGERS — Trey Pipkins III pass from Justin Herbert,
Sept. 17, 2023 at Tennessee
OPPONENT — Clyde Edwards-Helaire pass from Patrick Mahomes,
Dec. 16, 2021 vs. Kansas City
CHARGERS — Keenan Allen pass from Phillip Rivers, AFC Divisional,
Jan. 13, 2019 at New England
OPPONENT — Kevin Faulk run, AFC Divisional,
Jan. 14, 2007 vs. New England

Point After Touchdown Missed

CHARGERS — Cameron Dicker, Nov. 3, 2024 at Cleveland
(Second attempt, wide left)
OPPONENT — Anders Carlson, Nov. 19, 2023 at Green Bay
(Second attempt, wide right)
CHARGERS — Rolf Benirschke, AFC Second Round,
Jan. 16, 1993 at Miami (First attempt, wide right)
OPPONENT — Never

Blocked Point After Touchdown

CHARGERS — Isaac Rochell, Sept. 27, 2020 vs. Carolina
(Joey Slye, first attempt)
OPPONENT — Denico Autry, Dec. 31, 2017 vs. Oakland
(Nick Rose, third attempt)
CHARGERS — Never
OPPONENT — Never

PUNTING

80-Yard Punt

CHARGERS — JK Scott, Dec. 11, 2023 vs. Denver (83 yards)
OPPONENT — Dustin Colquitt, Dec. 2, 2007 at Kansas City (81 yards)
CHARGERS — *Never*
OPPONENT — *Never*

70-Yard Punt

CHARGERS — JK Scott, Dec. 11, 2023 vs. Denver (83 yards)
OPPONENT — Bryce Baringer, Dec. 3, 2023 at New England (70 yards)
CHARGERS — *Never*
OPPONENT — Ray Guy, AFC Championship, Jan. 11, 1981 vs. Oakland (71 yards)

60-Yard Punt

CHARGERS — JK Scott, Oct. 27, 2024 vs. New Orleans (67 yards)
OPPONENT — Jordan Stout, Nov. 25, 2024 vs. Baltimore (62 yards)
CHARGERS — Mike Scifres, AFC Divisional, Jan. 12, 2014 at Denver (62 yards)
OPPONENT — Hunter Smith, AFC Wild Card, Jan. 3, 2009 vs. Indianapolis (63 yards)

Blocked Punt

CHARGERS — Jerry Attaochu of Drew Butler, Sept. 8, 2014 at Arizona
OPPONENT — Miles Killebrew of Ty Long, Nov. 21, 2021 vs. Pittsburgh
CHARGERS — *Never*
OPPONENT — Lou Piccone of Rick Partridge, AFC Divisional, Jan. 3, 1981 vs. Buffalo

10 or More Punts, Individual

CHARGERS — Drew Kaser, Nov. 12, 2017 at Jacksonville (10 punts for 485 yards)
OPPONENT — Chad Stanley, Sept. 15, 2002 vs. Houston (10 punts for 406 yards)
CHARGERS — *Never*
OPPONENT — *Never*

No Punts

CHARGERS — Dec. 26, 2021 at Houston
OPPONENT — Sept. 19, 2010 vs. Jacksonville
CHARGERS — *Never*
OPPONENT — AFC Divisional, Jan. 12, 2014 at Denver

OTHER SPECIAL TEAMS

Kickoff Returned for Touchdown

CHARGERS — Andre Roberts, Jan. 2, 2022 vs. Denver (101 yards)
OPPONENT — Mecole Hardman, Dec. 29, 2019 at Kansas City (104 yards)
CHARGERS — Andre Coleman, Super Bowl XXIX at Joe Robbie Stadium, Jan. 29, 1995 vs. San Francisco (98 yards)
OPPONENT — *Never*

Punt Returned for Touchdown

CHARGERS — Derius Davis, Nov. 6, 2023 at New York Jets (87 yards)
OPPONENT — Gunner Olszewski, Dec. 6, 2020, vs. New England (70 yards)
CHARGERS — Wes Chandler, AFC Divisional, Jan. 2, 1982 at Miami (58 yards)
OPPONENT — Antonio Holmes, AFC Divisional, Jan. 11, 2009 at Pittsburgh (67 yards)

Blocked Punt Returned for Touchdown

CHARGERS — Jacob Hester, Oct. 25, 2009 at Kansas City (Recovered own blocked Dustin Colquitt punt in end zone)
OPPONENT — Daniel Thomas, Oct. 25, 2020 vs. Jacksonville (Recovered own blocked Ty Long punt, returned recovery 16 yards)
CHARGERS — *Never*
OPPONENT — *Never*

Recovered Own Onside Kick Attempt

CHARGERS — Darrell Stuckey of Nick Novak kick, Nov. 18, 2012 at Denver
OPPONENT — Keion Crossen of Riley Dixon kick, Dec. 12, 2021 vs. New York Giants
CHARGERS — Richard Marshall of Nick Novak kick, AFC Divisional, Jan. 12, 2014 at Denver
OPPONENT — *Never*

OTHER DEFENSE

Shutout Posted

CHARGERS — Dec. 3, 2023 at New England (6-0, Chargers win)
OPPONENT — Dec. 6, 2020 vs. New England (45-0, Patriots win)
CHARGERS — AFC Wild Card, Jan. 2, 1993 vs. Kansas City (Chargers win, 17-0)
OPPONENT — AFC Divisional, Jan. 10, 1993 at Miami (Dolphins win, 31-0)

Fumble Returned for Touchdown

CHARGERS — Tevaughn Campbell, Dec. 5, 2021 at Cincinnati (61 yards)
OPPONENT — Mike Edwards, Jan. 7, 2024 vs. Kansas City (97 yards)
CHARGERS — *Never*
OPPONENT — Guy Ruff, AFC Wild Card, Jan. 9, 1983 at Pittsburgh (Recovered opening kickoff fumble in end zone)

Safety Scored

CHARGERS — Oct. 23, 2022 vs. Seattle (Kenneth Walker III tackled by Sebastian Joseph-Day and Troy Reeder in end zone)
OPPONENT — Oct. 27, 2024 vs. New Orleans (JK Scott fumbled out end zone)
CHARGERS — AFC Divisional, Jan. 8, 1995 vs. Miami (Bernie Parmalee tackled in end zone by Reuben Davis)
OPPONENT — *Never*

MISCELLANEOUS

No Penalties

CHARGERS — Oct. 9, 2011 at Denver (Chargers win, 29-24)
OPPONENT — Dec. 4, 2005 vs. Oakland (Raiders win, 34-10)
CHARGERS — *Never*
OPPONENT — AFC Divisional, Jan. 10, 1993 at Miami (Dolphins win, 31-0)

Game Without Touchdown

CHARGERS — Oct. 21, 2024 at Arizona (Cardinals win 17-15)
OPPONENT — Oct. 27, 2024 vs. New Orleans (Chargers win 26-8)
CHARGERS — AFC Championship, Jan. 20, 2008 at New England (Patriots win, 21-12)
OPPONENT — AFC Wild Card, Jan. 6, 2008 vs. Tennessee (Chargers win, 17-6)

50 Points, Game

CHARGERS — Nov. 19, 2017 vs. Buffalo (Chargers win, 54-24)
OPPONENT — Dec. 14, 2023 at Las Vegas (Raiders win, 63-21)
CHARGERS — AFL Championship, Jan. 5, 1964 vs. Boston (Chargers win, 51-10)
OPPONENT — *Never*

40 Points, Game

CHARGERS — Dec. 5, 2021 at Cincinnati (Chargers win, 41-22)
OPPONENT — Dec. 14, 2023 at Las Vegas (Raiders win, 63-21)
CHARGERS — AFC Divisional, Jan. 2, 1982 at Miami (Chargers win, 41-38)
OPPONENT — AFC Divisional, Jan. 13, 2019 at New England (Patriots win, 41-28)

600 Yards Total Offense, Game

CHARGERS — Dec. 20, 1982 vs. Cincinnati (661 yards)
OPPONENT — Oct. 1, 2000 at St. Louis (614 yards)
CHARGERS — AFL Championship, Jan. 5, 1964 vs. Boston (610 yards)
OPPONENT — *Never*

500 Yards Total Offense, Game

CHARGERS — Dec. 8, 2019 at Jacksonville (525 yards)
OPPONENT — Nov. 12, 2023 vs. Detroit (533 yards)
CHARGERS — AFC Divisional, Jan. 2, 1982 at Miami (564 yards)
OPPONENT — *Never*

WEEKLY RANKINGS

2024 WEEKLY NFL RANKINGS

Week	Opp.	Offense			Defense		
		Total	Rush	Pass	Total	Rush	Pass
1	LV	13	5	23	15	4	25
2	at Car	12	2	28	2	6	6
3	at Pit	T-25	7	31	6	6	10
4	KC	28	11	31	7	5	12
5	BYE	29	9	31	5	6	10
6	at Den	28	10	29	6	6	8
7	at Ari	25	18	24	7	9	9
8	NO	23	20	24	8	11	9
9	at Cle	T-22	20	21	8	8	11
10	Ten	22	19	22	6	9	9
11	Cin	18	12	19	11	11	12
12	Bal	21	13	20	13	15	10
13	at Atl						
14	at KC						
15	TB						
16	Den						
17	at NE						
18	at LV						
Chargers in 2023		18	25	13	28	17	30
Chargers in 2022		9	30	3	20	28	7
Chargers in 2021		4	21	T-2	23	30	12
Chargers in 2020		9	18	6	10	18	9
Chargers in 2019		10	28	6	6	18	5
Chargers in 2018		11	15	10	9	9	9
Chargers in 2017		4	24	1	15	31	3
Chargers in 2016		14	26	8	16	10	20
Chargers in 2015		9	31	4	20	27	T-14
Chargers in 2014		18	30	10	9	26	4
Chargers in 2013		5	13	4	23	12	29
Chargers in 2012		31	27	24	9	6	18
Chargers in 2011		6	16	6	16	20	13
Chargers in 2010		1	15	2	1	4	1
Chargers in 2009		10	31	5	16	20	11
Chargers in 2008		11	20	7	25	11	31
Chargers in 2007		20	7	26	14	16	14
Chargers in 2006		4	2	16	10	7	13
Chargers in 2005		10	9	12	13	1	28
Chargers in 2004		10	6	16	18	3	31
Chargers in 2003		14	6	19	27	T-25	21
Chargers in 2002		16	8	22	30	11	32

2024 REGULAR-SEASON RANKINGS

LOS ANGELES CHARGERS (Team)

Category	NFL	AFC
Turnover Margin (8)	T-6	4
Points Scored (22.1)	18	7
Points Allowed (15.9)	1	1
Total Offense (322.6)	21	8
Rushing (118.1)	13	5
Passing (204.5)	20	9
Total Defense (323.6)	13	8
vs. Rush (119.7)	15	10
vs. Pass (203.9)	10	6
Third-Down Offense (38.51%)	16	8
Third-Down Defense (34.46%)	8	5
Red-Zone Offense (57.14%)	T-13	T-6
Red-Zone Defense (45.83%)	4	2

LOS ANGELES CHARGERS (Individual)

Category	NFL	AFC
Passing		
Rating: Justin Herbert (99.0)	9	4
Yards: Justin Herbert (2,404)	16	8
Touchdowns: Justin Herbert (13)	T-14	T-8
Rushing		
Attempts: J.K. Dobbins (158)	16	7
Yards: J.K. Dobbins (766)	12	4
Touchdowns: J.K. Dobbins (8)	9	4
Receiving		
Receptions: Ladd McConkey (49)	T-26	T-12
Yards: Ladd McConkey (698)	16	8
Touchdowns: Quentin Johnston (6)	T-5	T-2
Defense		
Total Tackles: Daiyan Henley (99)	T-9	T-7
Solo Tackles: Daiyan Henley (61)	T-6	T-4
INTs: Elijah Molden (3)	T-9	T-4
Sacks: Tuli Tuipulotu (7.0)	T-16	T-11

GAME-BY-GAME STARTERS

OFFENSIVE STARTERS

		WR	WR	TE	LT	LG	C	RG	RT	QB	RB	3WR	FB	2TE
Sept. 8	LV	J.Palmer	L.McConkey	W.Dissly	R.Slater	Z.Johnson	B.Bozeman	T.Pipkins	J.Alt	J.Herbert	G.Edwards	—	S.Matlock	—
Sept. 15	at Car	D.Davis	Q.Johnston	H.Hurst	R.Slater	Z.Johnson	B.Bozeman	T.Pipkins	J.Alt	J.Herbert	J.Dobbins	—	—	W.Dissly
Sept. 22	at Pit	L.McConkey	Q.Johnston	W.Dissly	R.Slater	Z.Johnson	B.Bozeman	T.Pipkins	J.Alt	J.Herbert	J.Dobbins	—	S.Matlock	—
Sept. 29	KC	L.McConkey	Q.Johnston	W.Dissly	J.Salyer	Z.Johnson	B.Bozeman	S.Mustipher	T.Pipkins	J.Herbert	J.Dobbins	—	S.Matlock	—
Oct. 13	at Den	L.McConkey	Q.Johnston	H.Hurst	R.Slater	Z.Johnson	B.Bozeman	T.Pipkins	J.Alt	J.Herbert	J.Dobbins	—	S.Matlock	—
Oct. 21	at Ari	L.McConkey	J. Palmer	E.Tomlinson	R. Slater	Z. Johnson	B. Bozeman	T. Pipkins	J. Alt	J. Herbert	J. Dobbins	S. Fehoko	—	—
Oct. 27	NO	L.McConkey	J. Palmer	W.Dissly	R. Slater	Z. Johnson	B. Bozeman	T. Pipkins	J. Alt	J. Herbert	J. Dobbins	S. Fehoko	—	—
Nov. 3	at Cle	L.McConkey	Q.Johnston	W.Dissly	R. Slater	Z. Johnson	B. Bozeman	T. Pipkins	J. Alt	J. Herbert	J. Dobbins	—	S.Matlock	—
Nov. 10	Ten	L.McConkey	Q.Johnston	W.Dissly	R. Slater	Z. Johnson	B. Bozeman	J.Salyer	J. Alt	J. Herbert	J. Dobbins	J.Reagor	—	—
Nov. 17	Cin	L.McConkey	Q.Johnston	T.Fisk	R. Slater	Z. Johnson	B. Bozeman	T. Pipkins	J. Alt	J. Herbert	G.Edwards	J.Palmer	—	—
Nov. 25	Bal	J.Palmer	Q.Johnston	T.Fisk	R. Slater	Z. Johnson	B. Bozeman	T. Pipkins	J. Alt	J. Herbert	J. Dobbins	—	S.Matlock	—
Dec. 1	at Atl													
Dec. 8	at KC													
Dec. 15	TB													
Dec. 22	Den													
TBD	at NE													
TBD	at LV													

DEFENSIVE STARTERS

		OLB	DL	DL	DL	DL	OLB	LB	LB	CB	CB	S	S	3CB	3S
Sept. 8	LV	K.Mack	P.Ford	O.Ogbonnia	—	J.Bosa	D.Henley	D.Perryman	K.Fulton	A.Samuel	D.James	A.Gilman	J.Taylor	—	—
Sept. 15	at Car	K.Mack	P.Ford	O.Ogbonnia	—	J.Bosa	D.Henley	D.Perryman	K.Fulton	A.Samuel	D.James	E.Molden	J.Taylor	—	—
Sept. 22	at Pit	K.Mack	P.Ford	O.Ogbonnia	—	J.Bosa	D.Henley	D.Perryman	K.Fulton	A.Samuel	D.James	A.Gilman	—	E.Molden	—
Sept. 29	KC	K.Mack	P.Ford	O.Ogbonnia	—	T.Tuipulotu	D.Henley	D.Perryman	K.Fulton	A.Samuel	E.Molden	A.Gilman	T.Still	—	—
Oct. 13	at Den	K.Mack	P.Ford	O.Ogbonnia	—	T.Tuipulotu	D.Henley	D.Perryman	K.Fulton	C.Hart	D.James	A.Gilman	T.Still	—	—
Oct. 21	at Ari	K.Mack	P.Ford	O.Ogbonnia	M.Fox	T.Tuipulotu	D.Henley	D.Perryman	C.Hart	T.Still	D.James	A.Gilman	—	—	—
Oct. 27	NO	K.Mack	P.Ford	O.Ogbonnia	—	T.Tuipulotu	D.Henley	D.Perryman	K.Fulton	C.Hart	D.James	A.Gilman	—	E.Molden	—
Nov. 3	at Cle	K.Mack	P.Ford	O.Ogbonnia	—	T.Tuipulotu	D.Henley	D.Perryman	C.Hart	T.Still	D.James	A.Gilman	—	E.Molden	—
Nov. 10	Ten	K.Mack	P.Ford	O.Ogbonnia	—	T.Tuipulotu	D.Henley	D.Perryman	C.Hart	T.Still	D.James	A.Gilman	—	E.Molden	—
Nov. 17	Cin	J.Bosa	P.Ford	O.Ogbonnia	—	T.Tuipulotu	D.Henley	D.Perryman	K.Fulton	C.Hart	D.James	A.Gilman	—	E.Molden	—
Nov. 25	Bal	K.Mack	P.Ford	O.Ogbonnia	—	J.Bosa	D.Henley	T.Dye	K.Fulton	T.Still	D.James	A.Gilman	—	E.Molden	—
Dec. 1	at Atl														
Dec. 8	at KC														
Dec. 15	TB														
Dec. 22	Den														
TBD	at NE														
TBD	at LV														

WEEKLY INACTIVES

Sept. 8	Las Vegas:	Taylor Heinicke, Tarheeb Still, Kimani Vidal, Jordan McFadden, Brenden Rice, Justin Eboigbe.
Sept. 15	at Carolina:	Taylor Heinicke, Tarheeb Still, Kimani Vidal, Alohi Gilman, Jordan McFadden, Brenden Rice, Justin Eboigbe.
Sept. 22	at Pittsburgh:	Joshua Palmer, Junior Colson, Tarheeb Still, Kimani Vidal, Jordan McFadden, Justin Eboigbe.
Sept. 29	Kansas City:	Junior Colson, Kimani Vidal, Deane Leonard, Ja'Sir Taylor, Rashawn Slater, Joe Alt, Joey Bosa.
Oct. 13	at Denver:	Easton Stick, Tony Jefferson, Ja'Sir Taylor, Jordan McFadden, Brenden Rice, Joey Bosa.
Oct. 21	at Arizona:	Quentin Johnston, Easton Stick, Derius Davis, Brenden Jaimes, Jordan McFadden, Hayden Hurst, Joey Bosa.
Oct. 27	New Orleans:	Quentin Johnston, Easton Stick, Derius Davis, Jordan McFadden, Hayden Hurst, Justin Eboigbe.
Nov. 3	at Cleveland:	Easton Stick, Kristian Fulton, DJ Chark Jr., Brenden Jaimes, Jordan McFadden, Stone Smartt, Justin Eboigbe.
Nov. 10	Tennessee:	Easton Stick, Kristian Fulton, Kimani Vidal, Jordan McFadden, Trey Pipkins III, Stone Smartt, Justin Eboigbe.
Nov. 17	Cincinnati:	Easton Stick, DJ Chark Jr., Kimani Vidal, Khalil Mack, Brenden Jaimes, Jordan McFadden, Hayden Hurst.
Nov. 25	Baltimore:	Easton Stick, Denzel Perryman, DJ Chark Jr., Cam Hart, Kimani Vidal, Brenden Jaimes, Jordan McFadden.
Dec. 1	at Atlanta:	
Dec. 8	at Kansas City:	
Dec. 15	Tampa Bay:	
Dec. 22	Denver:	
TBD	at New England:	
TBD	at Las Vegas:	

SEASON TOTALS

Name	No.	Name	No.	Name	No.
Jordan McFadden	10	Junior Colson	2	Cam Hart	1
Easton Stick	7	Derius Davis	2	Tony Jefferson	1
Kimani Vidal	7	Kristian Fulton	2	Deane Leonard	1
Justin Eboigbe	6	Taylor Heinicke	2	Khalil Mack	1
Joey Bosa	4	Quentin Johnston	2	Joshua Palmer	1
Brenden Jaimes	4	Stone Smartt	2	Denzel Perryman	1
DJ Chark Jr.	3	Ja'Sir Taylor	2	Trey Pipkins III	1
Hayden Hurst	3	Joe Alt	1	Rashawn Slater	1
Brenden Rice	3	Alohi Gilman	1		
Tarheeb Still	3				

CHARGERS AND OPPONENT WEEKLY LEADERS

REGULAR-SEASON WEEKLY LEADERS, LOS ANGELES CHARGERS

		Scoring	Pass Yds.	Carries	Rush Yds.	Catches	Rec. Yds.	Tackles (Solo)	Sacks
Sept. 8	Las Vegas:	Dicker 10	Herbert 144	Edwards 11	Dobbins 135	McConkey 5	McConkey 39	Two Tied 7 (6)	Mack 1.5
Sept. 15	at Carolina:	Johnston 12	Herbert 130	Edwards 18	Dobbins 131	Johnston 5	Johnston 51	Henley 9 (5)	Two tied 1.0
Sept. 22	at Pittsburgh:	Johnston 6	Herbert 125	Dobbins 15	Dobbins 44	Three Tied 3	McConkey 44	Henley 12 (9)	Two tied 1.0
Sept. 29	Kansas City:	McConkey 6	Herbert 179	Dobbins 14	Dobbins 32	McConkey 5	McConkey 67	Two Tied 8	Dupree 2.0
Oct. 13	at Denver:	Dicker 11	Herbert 237	Dobbins 25	Dobbins 96	Two tied 4	Fehoko 44	Gilman 10 (6)	Two tied 1.0
Oct. 21	at Arizona:	Dicker 15	Herbert 349	Dobbins 14	Dobbins 40	Dissly 8	Dissly 81	James 8 (5)	None
Oct. 27	New Orleans:	McConkey 12	Herbert 279	Dobbins 17	Dobbins 57	McConkey 6	McConkey 111	Henley 10 (6)	Five tied 1.0
Nov. 3	at Cleveland:	Dobbins 12	Herbert 282	Dobbins 14	Dobbins 85	McConkey 5	Johnston 118	Henley 13 (8)	Tuipulotu 2.5
Nov. 10	Tennessee:	Dicker 9	Herbert 164	Dobbins 15	Edwards 55	Dissly 5	McConkey 52	Henley 13 (10)	Two tied 2.0
Nov. 17	Cincinnati:	Dobbins 12	Herbert 297	Dobbins 11	Herbert 65	McConkey 6	McConkey 123	Henley 11 (5)	Tuipulotu 1.5
Nov. 25	Baltimore:	Dicker 11	Herbert 218	Edwards 9	Dobbins 40	McConkey 6	McConkey 83	Henley 10 (4)	James 1.0
Dec. 1	at Atlanta:								
Dec. 8	at Kansas City:								
Dec. 15	Tampa Bay:								
Dec. 22	Denver:								
TBD	at New England:								
TBD	at Las Vegas:								

REGULAR-SEASON WEEKLY LEADERS, OPPONENT

		Scoring	Pass Yds.	Carries	Rush Yds.	Catches	Rec. Yds.	Tackles (Solo)	Sacks
Sept. 8	Las Vegas:	Mattison 6	Minshew 257	White 13	White 44	Bowers 6	Meyers 61	Spillane 10 (7)	Crosby 1.0
Sept. 15	at Carolina:	Pineiro 3	Young 84	Hubbard 10	Hubbard 64	Hubbard 4	Tremble 23	Thompson 14 (8)	Two tied 0.5
Sept. 22	at Pittsburgh:	Boswell 8	Fields 245	Harris 18	Harris 70	Two Tied 5	Pickens 57	Queen 12 (9)	Herbig 2.0
Sept. 29	Kansas City:	Two tied 6	Mahomes 245	Hunt 14	Hunt 69	Kelce 7	Kelce 89	Tranquill 10 (7)	Jones 2.0
Oct. 13	at Denver:	Two tied 6	Nix 216	Two tied 6	Nix 61	Two tied 4	Vele 48	Jones 12 (11)	Two tied 1.0
Oct. 21	at Arizona:	Two tied 6	Murray 145	Conner 19	Conner 101	McBride 5	Two tied 51	White 10 (3)	Three tied 1.0
Oct. 27	New Orleans:	Grupe 6	Rattler 156	Kamara 10	Kamara 67	Olave 8	Olave 107	Werner 9 (7)	Two tied 1.0
Nov. 3	at Cleveland:	Tillman 6	Winston 235	Chubb 15	Chubb 39	Jeudy 7	Tillman 75	Bush 8 (6)	Garrett 3.0
Nov. 10	Tennessee:	Ridley 12	Levis 175	Pollard 9	Spears 47	Ridley 5	Ridley 84	Gibbens 15 (10)	None
Nov. 17	Cincinnati:	Chase 12	Burrow 356	Brown 22	Brown 86	Higgins 9	Higgins 148	Stone 9 (8)	Ossai 1.0
Nov. 25	Baltimore:	Four tied 6	Jackson 177	Henry 24	Henry 140	Two tied 5	Flowers 62	Harrison 12 (6)	Four tied 1.0
Dec. 1	at Atlanta:								
Dec. 8	at Kansas City:								
Dec. 15	Tampa Bay:								
Dec. 22	Denver:								
TBD	at New England:								
TBD	at Las Vegas:								

REGULAR SEASON SINGLE-GAME HIGHS

INDIVIDUAL

Passing

Longest Scoring Pass — 66, J.Herbert to Q. Johnston,
Nov. 3 at Cleveland

Longest Non-Scoring Pass — 45, J.Herbert to J.Palmer,
Oct. 27 vs. New Orleans

Most Passing Attempts — 39, J.Herbert, Oct. 21 at Arizona

Most Completions — 27, J.Herbert, Oct. 21 at Arizona

Most Passing Yards — 349, J.Herbert, Oct. 21 at Arizona

Most Passing Touchdowns — 2, Last: J.Herbert, Nov. 17 vs. Cincinnati

Highest Completion Percentage (min. 20 att.) — 70.0, J.Herbert,
Sept. 15 at Car.

Highest Passer Rating (min. 20 att.) — 125.8, J.Herbert,
Nov. 3 at Cleveland

Rushing

Longest Scoring Run — 43, J.Dobbins, Sept. 15 at Car.

Longest Non-Scoring Run — 61, J.Dobbins, Sept. 8 vs. L.V.

Most Rushing Attempts — 25, J.Dobbins, Oct. 13 at Den.

Most Rushing Yards — 135, J.Dobbins, Sept. 8 vs. L.V.

Most Rushing Touchdowns — 2, Last: J.Dobbins, Nov. 17 vs. Cincinnati

Receiving

Most Receptions — 8, W.Dissly, Oct. 21 at Arizona

Most Receiving Yards — 123, L. McConkey, Nov. 17 vs. Cincinnati

Most Receiving Touchdowns — 2, Last: L. McConkey,
Oct. 27 vs. New Orleans

Total Offense

Most Total Yards from Scrimmage — 139, J.Dobbins, Sept. 8 vs. L.V.

Most Touchdowns — 2, Last: L. McConkey,
Oct. 27 vs. New Orleans

Special Teams

Longest Punt — 67, J.Scott, Oct. 27 vs. New Orleans

Longest Field Goal — 59, C.Dicker, Oct. 21 at Arizona

Most Attempted Field Goals — 5, C. Dicker, Oct. 21 at Arizona

Most Made Field Goals — 5, C. Dicker, Oct. 21 at Arizona

Returns

Longest Kickoff Return — 56, D.Davis, Nov. 10 vs. Tennessee

Longest Punt Return — 53, D.Davis, Nov. 3 at Cleveland

Longest Interception Return — 29, K.Fulton, Sept. 29 vs. K.C.

Longest Fumble Return — 22, K.Mack, Sept. 8 vs. L.V.

Defense

Most Interceptions — 1, Last: E. Molden, A.Gilman and T.Still,
Nov. 3 at Cleveland

Most Tackles — 13, Last: D.Henley, Nov. 10 vs. Tennessee

Most Solo Tackles — 10, D.Henley, Nov. 10 vs. Tennessee

Most Sacks — 2.5, T.Tuipulotu, Nov. 3 at Cleveland

Most Passes Defensed — 3, Last: K. Fulton,
Nov. 17 vs. Cincinnati

TEAM

Most, Offense

First Downs — 24, Nov. 17 vs. Cincinnati

Rushing Attempts — 44, Sept. 15 at Carolina

Rushing Yards — 219, Sept. 15 at Carolina

Rushing Touchdowns — 2, Last: Nov. 25 vs. Baltimore

Passing Attempts — 39, Oct. 21 at Arizona

Completions — 27, Oct. 21 at Arizona

Net Passing Yards — 336, Oct. 21 at Arizona

Touchdowns Thrown — 2, Last: Nov. 17 vs. Cincinnati

Offensive Plays — 78, Oct. 13 at Denver

Total Offense — 435, Nov. 17 vs. Cincinnati

Time of Possession — 37:23, Oct. 13 at Denver

Most, Turnovers

Turnovers — 2, Oct. 21 at Arizona

Interceptions Thrown — 1, Sept. 15 at Carolina

Fumbles — 3, Oct. 21 at Arizona

Fumbles Lost — 2, Oct. 21 at Arizona

Longest Scoring Drives

Plays — 20, Oct. 13 at Denver

Yards — 95, Nov. 10 vs. Tennessee

Time — 10:29, Oct. 13 at Denver

Shortest Scoring Drives

Plays — 2, Oct. 27 vs. New Orleans

Yards — 5, Sept. 8 vs. Las Vegas

Time — 0:27, Nov. 17 vs. Cincinnati

Fewest, Defense

First Downs Allowed — 7, Sept. 15 at Carolina

Rushing Attempts Allowed — 18, Oct. 13 at Denver

Rushing Yards Allowed — 71, Sept. 8 vs. Las Vegas

Passing Attempts Allowed — 22, Nov. 25 vs. Baltimore

Completions Allowed — 14, Oct. 21 at Arizona

Net Passing Yards Allowed — 69, Sept. 8 vs. Las Vegas

Total Plays Allowed — 48, Sept. 15 at Carolina

Total Yards Allowed — 159, Sept. 15 at Carolina

Most, Defense

Takeaways — 3, Last: Nov. 3 at Cleveland

Interceptions — 3, Nov. 3 at Cleveland

Fumbles Forced — 2, Sept. 8 vs. Las Vegas

Fumbles Recovered — 2, Sept. 8 vs. Las Vegas

Passes Defensed — 12, Nov. 3 at Cleveland

Sacks — 7, Nov. 10 vs. Tennessee

GAME-BY-GAME PASSES DEFENSED

Sept. 8	Las Vegas:	Poona Ford (2), Junior Colson (1), Bud Dupree (1), Khalil Mack (1).
Sept. 15 at	Carolina:	Kristian Fulton (1), Deane Leonard (1), Scott Matlock (1), Elijah Molden (1), Asante Samuel Jr. (1).
Sept. 22 at	Pittsburgh:	Bud Dupree (1), Alohi Gilman (1), Daiyan Henley (1), Asante Samuel Jr. (1).
Sept. 29	Kansas City:	Kristian Fulton (2), Poona Ford (1), Khalil Mack (1), Tuli Tuipulotu (1).
Oct. 13 at	Denver:	Derwin James Jr. (2), Alohi Gilman (1), Khalil Mack (1), Elijah Molden (1), Tarheeb Still (1).
Oct. 21 at	Arizona:	Khalil Mack (2), Cam Hart (1), Daiyan Henley (1), Teair Tart (1), Ja'Sir Taylor (1).
Oct. 27	New Orleans:	Ja'Sir Taylor (2), Daiyan Henley (1), Tuli Tuipulotu (1), Teair Tart (1).
Nov. 3 at	Cleveland:	Elijah Molden (3), Tarheeb Still (3), Derwin James Jr. (2), Daiyan Henley (1), Alohi Gilman (1), Morgan Fox (1), Nick Niemann (1).
Nov. 10	Tennessee:	Cam Hart (1).
Nov. 17	Cincinnati:	Kristian Fulton (3), Cam Hart (2), Eli Apple (1), Daiyan Henley (1), Derwin James Jr. (1), Tarheeb Still (1), Ja'Sir Taylor (1).
Nov. 25	Baltimore:	Alohi Gilman (1), Elijah Molden (1).
Dec. 1 at	Atlanta:	
Dec. 8 at	Kansas City:	
Dec. 15	Tampa Bay:	
Dec. 22	Denver:	
TBD at	New England:	
TBD at	Las Vegas:	

SEASON TOTALS (61)

Name	No.	Name	No.
Kristian Fulton	6	Bud Dupree	2
Elijah Molden	6	Asante Samuel Jr.	2
Daiyan Henley	5	Teair Tart	2
Derwin James Jr.	5	Tuli Tuipulotu	2
Khalil Mack	5	Eli Apple	1
Tarheeb Still	5	Junior Colson	1
Alohi Gilman	4	Morgan Fox	1
Cam Hart	4	Deane Leonard	1
Ja'Sir Taylor	4	Scott Matlock	1
Poona Ford	3	Nick Niemann	1

GAME-BY-GAME SACKS

Sept. 8	Las Vegas:	Khalil Mack (1.5), Joey Bosa (1.0), Team Sacks (1.0), Morgan Fox (0.5).
Sept. 15 at	Carolina:	Joey Bosa (1.0), Denzel Perryman (1.0).
Sept. 22 at	Pittsburgh:	Derwin James Jr. (1.0), Khalil Mack (1.0).
Sept. 29	Kansas City:	Bud Dupree (2.0), Troy Dye (0.5), Tarheeb Still (0.5).
Oct. 13 at	Denver:	Morgan Fox (1.0), Alohi Gilman (1.0).
Oct. 21 at	Arizona:	None.
Oct. 27	New Orleans:	Khalil Mack (1.0), Bud Dupree (1.0), Poona Ford (1.0), Scott Matlock (1.0), Tuli Tuipulotu (1.0).
Nov. 3 at	Cleveland:	Tuli Tuipulotu (2.5), Morgan Fox (2.0), Khalil Mack (1), Cam Hart (0.5).
Nov. 10	Tennessee:	Bud Dupree (2.0), Tuli Tuipulotu (2.0), Joey Bosa (1.0), Poona Ford (1.0), Daiyan Henley (1.0).
Nov. 17	Cincinnati:	Tuli Tuipulotu (1.5), Poona Ford (1.0), Derwin James Jr. (0.5).
Nov. 25	Baltimore:	Derwin James Jr. (1.0).
Dec. 1 at	Atlanta:	
Dec. 8 at	Kansas City:	
Dec. 15	Tampa Bay:	
Dec. 22	Denver:	
TBD at	New England:	
TBD at	Las Vegas:	

SEASON TOTALS (35.0)

Name	No.	Name	No.
Tuli Tuipulotu	7.0	Denzel Perryman	1.0
Bud Dupree	5.0	Troy Dye	0.5
Khalil Mack	4.5	Cam Hart	0.5
Morgan Fox	3.5	Tarheeb Still	0.5
Joey Bosa	3.0	Team	1.0
Poona Ford	3.0		
Derwin James Jr.	2.5		
Daiyan Henley	1.0		
Scott Matlock	1.0		
Alohi Gilman	1.0		

RECORDS

INDIVIDUAL RECORDS

*NFL Record

POINTS

Most Seasons Leading League

- 1 Nate Kaeding, 2009
- LaDainian Tomlinson, 2006
- John Carney, 1994

Most, Career

- 1,076 John Carney, 1990-2000
- 918 LaDainian Tomlinson, 2001-09
- 889 Nate Kaeding, 2004-12

Most, Season

- 186* LaDainian Tomlinson, 2006
- 146 Nate Kaeding, 2009
- 144 Nick Novak, 2013

Most, Season, Non-Kickers

- 186* LaDainian Tomlinson, 2006
- 124 Austin Ekeler, 2021
- 120 LaDainian Tomlinson, 2005

Most, Season, Rookie

- 114 Nate Kaeding, 2004
- 106 Josh Lambo, 2015
- Dennis ParTEE, 1968
- 94 Herb Travenio, 1965

Most, Game

- 30 Kellen Winslow, Nov. 22, 1981 at Oakland
- 24 (10x) Last: Austin Ekeler, Nov. 21, 2021 vs. Pit.
- 20 Mike Williams, Dec. 13, 2018 at Kansas City

TOUCHDOWNS

Most Seasons Leading League

- 3 Lance Alworth, 1964, 1965, 1966
- 2 Austin Ekeler, 2021, 2022
- 1 LaDainian Tomlinson, 2006
- Chuck Muncie, 1981

Most, Career

- 153 LaDainian Tomlinson, 2001-09
- 116 Antonio Gates, 2003-18
- 83 Lance Alworth, 1962-70

Most, Season

- 31* LaDainian Tomlinson, 2006
- 20 Austin Ekeler, 2021
- LaDainian Tomlinson, 2005
- 19 Chuck Muncie, 1981

Most, Game

- 5 Kellen Winslow, Nov. 22, 1981 at Oakland
- 4 (10x) Last: Austin Ekeler, Nov. 21, 2021 vs. Pit.
- 3 (46x) Last: A.Ekeler, Oct. 2, 2022 at Hou.

Most Consecutive Games

- 18* LaDainian Tomlinson, 2004-05
- 10 LaDainian Tomlinson, 2006
- 9 Antonio Gates, 2009-10
- Natrone Means, 1993-94
- Lance Alworth, 1963

POINTS AFTER TOUCHDOWN

Most Seasons Leading League

- 2 Nate Kaeding, 2006
- Rolf Benirschke, 1981, 1982
- 1 Herb Travenio, 1965

Most, Career

- 349 Nate Kaeding, 2004-12
- 328 Rolf Benirschke, 1977-86
- 293 John Carney, 1990-2000

Most, Season

- 58 Nate Kaeding, 2006
- 55 Rolf Benirschke, 1981
- 54 Nate Kaeding, 2004

Most, Game

- 7 (6x) Last: N.Kaeding, Dec. 28, 2008 vs. Den.
- 6 (30x) Last: M.Badgley, Dec. 8, 2019 at. Jax.
- 5 (55x) Last: C.Dicker, Nov. 12, 2023 vs. Detroit

Most Consecutive

- 250 Nate Kaeding, 2004-09
- 128 Nick Novak, 2011-14
- 87 Rolf Benirschke, 1983-86

Most Attempts, Career

- 352 Rolf Benirschke, 1977-86
- 351 Nate Kaeding, 2004-12
- 298 John Carney, 1990-2000

Most Attempts, Season

- 61 Rolf Benirschke, 1981
- 58 Nate Kaeding, 2006
- 55 Nate Kaeding, 2004
- Bob Thomas, 1985

Most Attempts, Game

- 8 Rolf Benirschke, Nov. 22, 1981 at Oakland
- 7 (6x) Last: N.Kaeding, Dec. 28, 2008 vs. Den.
- 6 (38x) Last: M. Badgley, Dec. 8, 2019 at. Jax.

TWO-POINT CONVERSIONS

Most Seasons Leading League

- 1 Ladarius Green, 2015
- Mikhael Ricks, 1999
- Ronnie Harmon, 1994

Most, Career

- 3 Ronnie Harmon, 1990-95
- 2 Keenan Allen, 2013-23
- Jared Cook, 2021
- Austin Ekeler, 2017-23
- Mike Williams, 2017-23
- Antonio Gates, 2003-18
- Melvin Gordon, 2015-19
- Ladarius Green, 2012-15
- Legedu Naanee, 2007-10
- Dave Kocourek, 1960-65

Most, Season

- 3 Ronnie Harmon, 1994
- 2 Jared Cook, 2021
- Austin Ekeler, 2021
- Melvin Gordon, 2018
- Antonio Gates, 2018
- 1 (36x) Last: Trey Pipkins, 2023

Most, Game

- 2* Ladarius Green, Oct. 25, 2015 vs. Oakland
- 1 (44x) Last: Trey Pipkins, Sept. 17, 2023 at Ten.

FIELD GOALS

Most Seasons Leading League

- 1 Nate Kaeding, 2009
- John Carney, 1994

Most, Career

- 261 John Carney, 1990-2000
- 180 Nate Kaeding, 2004-12
- 146 Rolf Benirschke, 1977-86

Most, Season

- 34 Nick Novak, 2013
- John Carney, 1994
- 32 Nate Kaeding, 2009
- 31 Cameron Dicker, 2023
- John Carney, 1993, 1999

Most, Game

- 6 (3x) Last: G.Davis, Oct. 5, 1997 at Oakland
- 5 (13x) Last: C.Dicker, Oct. 21, 2024 at Arizona
- 4 (39x) Last: C.Dicker, Oct. 21, 2024 at Arizona

Most, Game, No Misses

- 6 (3x) Last: G.Davis, Oct. 5, 1997 at Oakland
- 5 (12x) Last: C.Dicker, Oct. 21, 2024 at Arizona
- 4 (28x) Last: C.Dicker, Oct. 21, 2024 at Arizona

Highest Percentage, Career (min. 100 att.)

- 87.0 Nate Kaeding, 2004-12 (180-of-207)
- 84.6 Nick Novak, 2011-14, '17 (110-of-130)
- 81.6 John Carney, 1990-2000 (261-of-320)

Highest Percentage, Season (min. 15 att.)

- 95.0 Cameron Dicker, 2022 (19-of-20)
- 93.9 Cameron Dicker, 2023 (31-of-33)
- 93.8 Michael Badgley, 2018 (15-of-16)

Most Consecutive

- 32 Nick Novak, 2013-14
- 29 John Carney, 1992-93
- 22 Nate Kaeding, 2009-10

Most Attempts, Career

- 320 John Carney, 1990-2000
- 208 Rolf Benirschke, 1977-86
- 207 Nate Kaeding, 2004-12

Most Attempts, Season

- 40 John Carney, 1993
- 39 Michael Badgley, 2020
- 38 John Carney, 1994

Most Attempts, Game

- 7 Dick Van Raaphorst, Oct. 8, 1966 at N.Y. Jets
- 6 (6x) Last: Steve Christie, Dec. 1, 2002 vs. Den.
- 5 (27x) Last: C.Dicker, Oct. 21, 2024 at Arizona

Longest

- 59 Cameron Dicker, Oct. 21, 2024 at Arizona
- Michael Badgley, Dec. 9, 2018 vs. Cincinnati
- 57 Nate Kaeding, Dec. 21, 2008 at Tampa Bay
- 55 Cameron Dicker, Nov. 6, 2023 at N.Y. Jets
- Cameron Dicker, Oct. 22, 2023 at Kansas City
- Nate Kaeding, Nov. 29, 2009 vs. Kansas City

RUSHING YARDS

Most Seasons Leading League

- 2 LaDainian Tomlinson, 2006, 2007
- 1 Dick Post, 1968
Paul Lowe, 1965

Most, Career

- 12,490 LaDainian Tomlinson, 2001-09
- 4,972 Paul Lowe, 1960-68
- 4,355 Austin Ekeler, 2017-23

Most, Season

- 1,815 LaDainian Tomlinson, 2006
- 1,683 LaDainian Tomlinson, 2002
- 1,645 LaDainian Tomlinson, 2003

Most, Game

- 243 LaDainian Tomlinson, Dec. 28, 2003 vs. Oak.
- 220 LaDainian Tomlinson, Dec. 1, 2002 vs. Denver
- 217 LaDainian Tomlinson, Sept. 29, 2002 vs. N.E.
Gary Anderson, Dec. 18, 1988 vs. Kansas City

Most Games 100 Yards or More, Career

- 46 LaDainian Tomlinson, 2001-09
- 15 Natrone Means, 1993-99
Paul Lowe, 1960-68
- 12 Ryan Mathews, 2010-14

Most Games 100 Yards or More, Season

- 10 LaDainian Tomlinson, 2006
- 7 LaDainian Tomlinson, 2002
Don Woods, 1974
- 6 Ryan Mathews, 2013
LaDainian Tomlinson, 2007
LaDainian Tomlinson, 2004
LaDainian Tomlinson, 2003
Natrone Means, 1994

Most Consecutive Games, 100 Yards or More

- 9 LaDainian Tomlinson, 2006
- 5 Natrone Means, 1994
- 4 LaDainian Tomlinson, 2007

Most Games 200 Yards or More, Career

- 4 LaDainian Tomlinson, 2001-09
- 1 Gary Anderson, 1985-88

Longest Run

- 87t Melvin Gordon, Oct. 29, 2017 at New England
Paul Lowe, Sept. 10, 1961 at Dallas Texans
- 86t Keith Lincoln, Sept. 30, 1962 at Oakland
- 85t LaDainian Tomlinson, Dec. 17, 2006 vs. K.C.

RUSHING TOUCHDOWNS

Most Seasons Leading League

- 3 LaDainian Tomlinson, 2004, 2006, 2007
- 1 Chuck Muncie, 1981
Paul Lowe, 1961, 1965

Most, Career

- 138 LaDainian Tomlinson, 2001-09
- 43 Chuck Muncie, 1980-84
- 39 Austin Ekeler, 2017-23

Most, Season

- 28* LaDainian Tomlinson, 2006
- 19 Chuck Muncie, 1981
- 18 LaDainian Tomlinson, 2005

Most, Game

- 4 LaDainian Tomlinson, Oct. 14, 2007 vs. Oak.
LaDainian Tomlinson, Nov. 12, 2006 at Cin.
LaDainian Tomlinson, Oct. 15, 2006 at S.F.
Chuck Muncie, Nov. 29, 1981 vs. Denver
Clarence Williams, Sept. 16, 1979 vs. Buffalo
- 3 (22x), Last: M.Gordon, Oct. 15, 2018 at Cle.
- 2 (126x), Last: J.Dobbins, Nov. 17, 2024 vs. Cin.

Most Consecutive Games

- 18* LaDainian Tomlinson, 2004-05
- 9 Natrone Means, 1993-94
- 8 LaDainian Tomlinson, 2006

RUSHING AVERAGE

Most Seasons Leading League (min. 100 att.)

- 2 Paul Lowe, 1960, 1965
- 1 Dickie Post, 1968
Brad Hubbard, 1967
Keith Lincoln, 1963

Highest, Career (minimum 500 att.)

- 4.90 Paul Lowe, 1960-68
- 4.71 Keith Lincoln, 1961-66, '68
- 4.43 Dickie Post, 1967-70

Highest, Season (minimum 100 att.)

- 6.45 Keith Lincoln, 1963
- 6.29 Paul Lowe, 1960
- 5.71 Paul Lowe, 1963

Highest, Game (minimum 10 att.)

- 14.7 Michael Turner, Oct. 7, 2007 at Denver
- 13.8 Keith Lincoln, Sept. 30, 1962 at Oakland
- 13.5 J.K. Dobbins, Sept. 8, 2024 vs. Las Vegas

RUSHING ATTEMPTS

Most, Career

- 2,880 LaDainian Tomlinson, 2001-09
- 1,059 Melvin Gordon, 2015-19
- 1,031 Marion Butts, 1989-93

Most, Season

- 372 LaDainian Tomlinson, 2002
- 348 LaDainian Tomlinson, 2006
- 343 Natrone Means, 1994

Most, Game

- 39 LaDainian Tomlinson, Oct. 20, 2002 at Oak.
Marion Butts, Dec. 17, 1989 at Kansas City
- 37 (3x) Last: L.Tomlinson, Nov. 21, 2004 at Oak.
- 36 LaDainian Tomlinson, Sept. 9, 2001 vs. Was.
Gary Brown, Oct. 5, 1997 at Oakland

PASSING ATTEMPTS

Most Seasons Leading League

- 2 Dan Fouts, 1980, 1981
John Hadl, 1968, 1971
- 1 Philip Rivers, 2015

Most, Career

- 7,591 Philip Rivers, 2004-19
- 5,604 Dan Fouts, 1973-87
- 3,640 John Hadl, 1962-72

Most, Season

- 699 Justin Herbert, 2022
- 672 Justin Herbert, 2021
- 661 Philip Rivers, 2015

Most, Game

- 65 Philip Rivers, Oct. 18, 2015 at Green Bay
- 64 Justin Herbert, Jan. 9, 2022 at Las Vegas (OT)
- 58 Philip Rivers, Oct. 25, 2015 vs. Oakland
Mark Herrmann, Dec. 22, 1985 at K.C.

PASS COMPLETIONS

Most Seasons Leading League

- 2 Dan Fouts, 1980, 1981
John Hadl, 1968, 1971
- 1 Philip Rivers, 2015

Most, Career

- 4,908 Philip Rivers, 2004-19
- 3,297 Dan Fouts, 1973-1987
- 1,824 John Hadl, 1962-1972

Most, Season

- 477 Justin Herbert, 2022
- 443 Justin Herbert, 2021
- 437 Philip Rivers, 2015

Most, Game

- 43 Philip Rivers, Oct. 18, 2015 at Green Bay
- 40 Justin Herbert, Sept. 24, 2023 at Minnesota
- 39 Justin Herbert, Dec. 11, 2022 vs. Miami

Most Consecutive

- 25* Philip Rivers, Nov. 25, 2018 vs. Arizona
- 22 Philip Rivers, Sept. 13, 2015 vs. Detroit –
Sept. 20, 2015 at Cincinnati
- 20 Philip Rivers, Sept. 13, 2015 vs. Detroit

COMPLETION PERCENTAGE

Most Seasons Leading League (min. 140 att.)

- 1 Philip Rivers, 2013
Mark Herrmann, 1985
Dan Fouts, 1979
Tobin Rote, 1963

Highest, Career (minimum 500 att.)

- 66.2 Justin Herbert, 2020-24
- 64.7 Philip Rivers, 2004-19
- 62.2 Drew Brees, 2001-05

Highest, Season (minimum 140 att.)

- 69.5 Philip Rivers, 2013
- 68.2 Justin Herbert, 2022
- 68.3 Philip Rivers, 2018

Highest, Game (minimum 20 att.)

- 96.6 Philip Rivers, Nov. 25, 2018 vs. Ari. (28-of-29)
- 90.0 Philip Rivers, Nov. 1, 2012 vs. K.C. (18-of-20)
- 88.0 Drew Brees, Oct. 31, 2004 vs. Oak. (22-of-25)

PASSING YARDS

Most Seasons Leading League

- 4 Dan Fouts, 1979, 1980, 1981, 1982
- 3 John Hadl, 1965, 1968, 1971
- 1 Philip Rivers, 2010

Most, Career

- 59,271 Philip Rivers, 2004-19
- 43,040 Dan Fouts, 1973-87
- 26,938 John Hadl, 1962-72

Most, Season

- 5,014 Justin Herbert, 2021
- 4,802 Dan Fouts, 1981
- 4,792 Philip Rivers, 2015

Most, Game

- 503 Philip Rivers, Oct. 18, 2015 at Green Bay
- 455 Philip Rivers, Sept. 26, 2010 at Seattle
- 444 Dan Fouts, Dec. 11, 1982 at San Francisco
Dan Fouts, Oct. 19, 1980 vs. N.Y. Giants

Most Games 300 Yards or More, Career

- 70 Philip Rivers, 2004-19
- 51 Dan Fouts, 1973-87
- 26 Justin Herbert, 2020-24

Most Games 300 Yards or More, Season

- 9 Justin Herbert, 2021
- 8 Justin Herbert, 2020
Philip Rivers, 2015, 2019
Dan Fouts, 1980
- 7 Dan Fouts, 1981, 1985

Most Consecutive Games, 300 Yards or More

- 5 Philip Rivers, 2015
- 4 Dan Fouts, 1979, 1980-81
- 3 Justin Herbert, 2020-21, 2021, 2022
Philip Rivers, 2010-11, 2016, 2017
Dan Fouts, 1980, 1985
John Hadl, 1967

Most Games 400 Yards or More, Career

- 11 Philip Rivers, 2004-19
- 6 Dan Fouts, 1973-87
- 1 Justin Herbert, 2020-24
Jim Harbaugh, 1999-2000

Longest Completion

- 99t* Stan Humphries, Sept. 18, 1994 at Seattle
- 91t Jack Kemp, Nov. 12, 1961 at Denver
- 88t Ed Luther, Dec. 3, 1984 vs. Chicago

TOUCHDOWN PASSES

Most Seasons Leading League

- 2 Dan Fouts, 1981, 1982
John Hadl, 1968, 1971
- 1 Philip Rivers, 2008

Most, Career

- 397 Philip Rivers, 2004-19
- 254 Dan Fouts, 1973-87
- 201 John Hadl, 1962-72

Most, Season

- 38 Justin Herbert, 2021
- 34 Philip Rivers, 2008
- 33 Philip Rivers, 2017-18
Dan Fouts, 1981

Most, Game

- 6 Dan Fouts, Nov. 22, 1981 at Oakland
- 5 (4x), Last: Drew Brees, Oct. 31, 2004 vs. Oak.
- 4 (32x), Last: J.Herbert, Nov. 12, 2023 vs. Det.

Most Consecutive Games

- 28 Philip Rivers, 2012-14
- 27 Philip Rivers, 2017-18
- 26 Justin Herbert, 2020-23

INTERCEPTIONS THROWN

Most Seasons Leading League (Most INTs)

- 2 Philip Rivers, 2014, 2016
John Hadl, 1968, 1972

Most, Career

- 242 Dan Fouts, 1973-87
- 211 John Hadl, 1962-72
- 198 Philip Rivers, 2004-19

Most, Season

- 32 John Hadl, 1968
- 26 John Hadl, 1972
- 25 John Hadl, 1971
Jack Kemp, 1960

Most, Game

- 6 Ed Luther, Oct. 31, 1983 vs. Washington
John Hadl, Dec. 8, 1968 vs. Kansas City
- 5 (9x), Last: C.Wheilihan, Dec. 13, 1998 at Sea.
- 4 (33x), Last: P.Rivers, Nov. 18, 2019 vs. K.C.

Fewest, Season (minimum 150 att.)

- 1 Justin Herbert, 2024 (313 att.)
Easton Stick, 2023 (174 att.)
- 3 Ed Luther, 1984 (151 att.)
- 4 Doug Flutie, 2003 (167 att.)
John Friesz, 1993 (238 att.)

Most Consecutive Attempts, None Intercepted

- 282 Justin Herbert, Sept. 15, 2024-Nov. 25, 2024
- 233 Justin Herbert, Dec. 26, 2022-Oct. 1, 2023
- 194 Drew Brees, Oct. 17-Dec. 5, 2004

Lowest Percentage, Season (minimum 150 att.)

- 0.3 Justin Herbert, 2024
- 0.6 Easton Stick, 2023
- 1.4 Justin Herbert, 2022
- 1.5 Justin Herbert, 2023

PASSER RATING

Most Seasons Leading League (min. 300 att.)

- 1 Philip Rivers, 2008

Highest, Career (minimum 500 att.)

- 96.1 Justin Herbert, 2020-24
- 95.1 Philip Rivers, 2004-19
- 84.9 Drew Brees, 2001-05

Highest, Season (minimum 300 att.)

- 105.5 Philip Rivers, 2008, 2013, 2018
- 104.8 Drew Brees, 2004
- 104.4 Philip Rivers, 2009

Highest, Game (minimum 20 att.)

- 157.1 Dan Fouts, Sept. 7, 1981 at Cleveland
- 154.4 Philip Rivers, Dec. 8, 2019 at Jacksonville
- 153.1 Drew Brees, Oct. 31, 2004 vs. Oakland

RECEIVING YARDS

Most Seasons Leading League

- 3 Lance Alworth, 1965, 1966, 1968
- 1 Wes Chandler, 1982
John Jefferson, 1980

Most, Career

- 11,841 Antonio Gates, 2003-18
- 10,530 Keenan Allen, 2013-23
- 9,584 Lance Alworth, 1962-70

Most, Season

- 1,602 Lance Alworth, 1965
- 1,393 Keenan Allen, 2017
- 1,383 Lance Alworth, 1966

Most, Game

- 260 Wes Chandler, Dec. 20, 1982 vs. Cincinnati
- 243 Wes Chandler, Sept. 15, 1985 vs. Seattle
- 232 Lance Alworth, Oct. 20, 1963 at Kansas City

Most Games 100 Yards or More, Career

- 41 Lance Alworth, 1962-70
- 38 Keenan Allen, 2013-23
- 24 Kellen Winslow, 1979-87

Most Games 100 Yards or More, Season

- 9 Lance Alworth, 1965
- 8 Lance Alworth, 1966
- 7 Keenan Allen, 2017
John Jefferson, 1980

Most Consecutive Games, 100 Yards or More

- 5 Lance Alworth, 1966
- 4 Keenan Allen, 2017
Wes Chandler, 1982
John Jefferson, 1979-80
Charlie Joiner, 1976
Lance Alworth, 1968
Lance Alworth, 1965
- 3 Keenan Allen, 2023
Kellen Winslow, 1982
Kellen Winslow, 1980
John Jefferson, 1980
John Jefferson, 1979
Gary Garrison, 1971
Lance Alworth, 1967
Lance Alworth, 1965
Lance Alworth, 1964

Most Games 200 Yards or More, Career

- 5* Lance Alworth, 1962-70
- 2 Wes Chandler, 1981-87
- 1 Keenan Allen, 2013-23
Malcom Floyd, 2004-15

Longest Reception

- 99t* Tony Martin, Sept. 18, 1994 at Seattle
- 91t Keith Lincoln, Nov. 12, 1961 at Denver
- 88t Bobby Duckworth, Dec. 3, 1984 at Chicago

RECEIVING AVERAGE

Most Seasons Leading League (min. 35 rec.)

- 1 Mike Williams, 2019
Malcom Floyd, 2011
Wes Chandler, 1982
Gary Garrison, 1970
Lance Alworth, 1965

Average per Catch, Career (minimum 250 rec.)

- 19.4 Lance Alworth, 1962-70
- 18.6 Gary Garrison, 1966-76
- 17.5 Vincent Jackson, 2005-11

Average per Catch, Season (minimum 35 rec.)

- 23.2 Lance Alworth, 1965
- 22.9 Gary Garrison, 1970
- 21.2 Gary Garrison, 1968, 1971

Highest, Game (minimum 5 rec.)

- 36.0 Lance Alworth, Nov. 2, 1963 at New York Jets
- 33.6 Lance Alworth, Nov. 15, 1964 at Kansas City
- 32.0 Lance Alworth, Dec. 19, 1965 vs. Oakland

RECEPTIONS

Most Seasons Leading League

- 3 Lance Alworth, 1966, 1968, 1969
- 2 Kellen Winslow, 1980, 1981

Most, Career

- 955 Antonio Gates, 2003-18
- 904 Keenan Allen, 2013-23
- 586 Charlie Joiner, 1976-86

Most, Season

- 108 Keenan Allen, 2023
- 107 Austin Ekeler, 2022
- 106 Keenan Allen, 2021

Most, Game

- 18 Keenan Allen, Sept. 24, 2023 at Minnesota
- 16 Keenan Allen, Nov. 22, 2020 vs. N.Y. Jets
- 15 Austin Ekeler, Oct. 6, 2019 vs. Denver
Keenan Allen, Sept. 13, 2015 vs. Detroit
Kellen Winslow, Oct. 7, 1984 at Green Bay

Most Consecutive Games With a Catch

- 96 Lance Alworth, 1962-69
- 80 Antonio Gates, 2003-08
- 78 Charlie Joiner, 1978-84

RECEIVING TOUCHDOWNS

Most Seasons Leading League

- 3 Lance Alworth, 1964, 1965, 1966
- 2 John Jefferson, 1978, 1980
- 1 Tony Martin, 1996
Wes Chandler, 1982

Most, Career

- 116 Antonio Gates, 2003-18
- 81 Lance Alworth, 1962-70
- 59 Keenan Allen, 2013-23

Most, Season

- 14 Tony Martin, 1996
Lance Alworth, 1965
- 13 Antonio Gates, 2004
John Jefferson, 1978, 1980
Lance Alworth, 1964, 1966
- 12 Antonio Gates, 2014
Gary Garrison, 1970

Most, Game

- 5* Kellen Winslow, Nov. 22, 1981 at Oakland
- 4 Lance Alworth, Dec. 1, 1968 at Denver
- 3 (14x) Last: D.Woodhead, Dec. 20, 2015 vs. Mia.

Most Consecutive Games

- 9 Antonio Gates, 2009-10
Lance Alworth, 1963
- 7 Lance Alworth, 1967
- 6 John Jefferson, 1980
Lance Alworth, 1964

SCRIMMAGE YARDS

Most Seasons Leading League

- Lance Alworth, 1965, 1968
- LaDainian Tomlinson, 2003

Most, Career

- 16,445 LaDainian Tomlinson, 2001-09
11,841 Antonio Gates, 2003-18
10,643 Keenan Allen, 2013-23

Most, Season

- 2,370 LaDainian Tomlinson, 2003
2,323 LaDainian Tomlinson, 2006
2,172 LaDainian Tomlinson, 2002

Most, Game

- 271 LaDainian Tomlinson, Dec. 1, 2002 vs. Den.
261 Melvin Gordon, Nov. 6, 2016 vs. Tennessee
260 LaDainian Tomlinson, Dec. 28, 2003 vs. Oak.
Wes Chandler, Dec. 20, 1982 vs. Cincinnati

Most Games 100 Yards or More, Career

- 79 LaDainian Tomlinson, 2001-09
44 Lance Alworth, 1962-70
39 Keenan Allen, 2013-23

Most Games 100 Yards or More, Season

- 14 LaDainian Tomlinson, 2006
11 LaDainian Tomlinson, 2003
10 Ryan Mathews, 2011
LaDainian Tomlinson, 2004
LaDainian Tomlinson, 2002

Most Consecutive Games, 100 Yards or More

- 11 LaDainian Tomlinson, 2006
6 Melvin Gordon, 2018
Ryan Mathews, 2011
LaDainian Tomlinson, 2007
LaDainian Tomlinson, 2004
5 Natrone Means, 1994
Lydell Mitchell, 1978

Most Games 200 Yards or More, Career

- 12 LaDainian Tomlinson, 2001-09
5 Lance Alworth, 1962-70
2 Lionel James, 1984-88
Wes Chandler, 1981-87

INTERCEPTIONS

Most Seasons Leading League

- Casey Hayward, 2016
- Eric Weddle, 2011
- Antonio Cromartie, 2007

Most, Career

- 42 Gill Byrd, 1983-92
29 Dick Harris, 1960-65
26 Rodney Harrison, 1994-2002

Most, Season

- 10 Antonio Cromartie, 2007
9 Charlie McNeil, 1961
8 (4x) Last: Ryan McNeil, 2001

Most, Game

- 3 Antonio Cromartie, Nov. 11, 2007 vs. Ind.
Dwayne Harper, Nov. 27, 1995 vs. Oakland
Pete Shaw, Nov. 2, 1980 at Cincinnati
Clarence Duren, Oct. 30, 1977 at Miami
Chris Fletcher, Nov. 30, 1975 at Denver (OT)
Joe Beauchamp, Sept. 24, 1972 vs. Denver
Leslie "Speedy" Duncan, Sept. 25, 1966 at Oak.
Bud Whitehead, Oct. 10, 1965 at Buffalo
Dick Harris, Nov. 17, 1963 at Buffalo
C.McNeil, Sept. 24, 1961 vs. Houston Oilers
C.McNeil, Dec. 18, 1960 vs. Titans of N.Y.
2 (86x) Last: Kyzir White, Oct. 17, 2021 at Bal.

Most Consecutive Games

- 5 Charlie McNeil, 1961
4 Greg Jackson, 1998
Gill Byrd, 1989
Mike Fuller, 1977
Bryant Salter, 1972
3 (18x) Last: Stephen Cooper, 2008

INTERCEPTION RETURN YARDS

Most Seasons Leading League

- Vencie Glenn, 1987
- Charlie McNeil, 1961

Most, Career

- 546 Gill Byrd, 1983-92
502 Charlie McNeil, 1960-64
477 Kenny Graham, 1964-69

Most, Season

- 349 Charlie McNeil, 1961
224 Stanley Richard, 1994
166 Vencie Glenn, 1987

Most, Game

- 177* Charlie McNeil, Sept. 24, 1961 vs. Hou. Oilers
106 Woodrow Lowe, Nov. 18, 1979 vs. Pittsburgh
103 Vencie Glenn, Nov. 29, 1987 vs. Denver

Longest Return

- 103t Vencie Glenn, Nov. 29, 1987 vs. Denver
102t Donald Frank, Oct. 31, 1993 at L.A. Raiders
100t Leslie "Speedy" Duncan, Oct. 15, 1967 vs. K.C.

INTERCEPTION TOUCHDOWNS

Most Seasons Leading League

- Clinton Hart, 2005
- Jeffery Dale, 1985
- John Hendy, 1985
- Gill Byrd, 1984
- Woodrow Lowe, 1979
- Fred Dean, 1977
- Leroy Jones, 1977
- Kenny Graham, 1969
- Joe Beauchamp, 1968
- Earl Faison, 1964
- Henry Schmidt, 1964
- Claude Gibson, 1962
- Dick Harris, 1961

Most, Career

- 5 Kenny Graham, 1964-69
Dick Harris, 1960-65
4 Woodrow Lowe, 1976-86
3 Eric Weddle, 2007-15
Joe Beauchamp, 1966-75

Most, Season

- 3 Dick Harris, 1961
2 (9x) Last: Demorrio Williams, 2012
1 (77x) Last: Bryce Callahan, 2022

Most, Game

- 1 (98x) Last: B.Callahan, Dec. 4, 2022 at L.V.

SACKS

Most Seasons Leading League

- Shawne Merriman, 2006

Most, Career

- 105.5 Leslie O'Neal, 1986-95
70.0 Joey Bosa, 2016-24
69.5 Shaun Phillips, 2004-12

Most, Season

- 17.5 Gary Johnson, 1980
17.0 Khalil Mack, 2023
Shawne Merriman, 2006
Leslie O'Neal, 1992
Steve DeLong, 1969
15.5 Fred Dean, 1978

Most, Game (since 1982)

- 6.0 Khalil Mack, Oct. 1, 2023 vs. Las Vegas
5.0 Leslie O'Neal, Nov. 16, 1986 vs. Dallas
4.0 Antwan Barnes, Dec. 18, 2011 vs. Baltimore
Shaun Phillips, Oct. 3, 2010 vs. Arizona
Leslie O'Neal, Oct. 22, 1995 at Seattle
Leslie O'Neal, Dec. 6, 1992 at Phoenix
Leslie O'Neal, Dec. 22, 1991 vs. Denver

PUNTS

Most Seasons Leading League

- Paul Maguire, 1962

Most, Career

- 771 Darren Bennett, 1995-2003
756 Mike Scifres, 2003-15
519 Dennis Partee, 1968-75

Most, Season

- 95 Darren Bennett, 1998
92 Darren Bennett, 2000
89 Darren Bennett, 1997, 1999

Most, Game

- 11 (5x), Last: D.Bennett, Oct. 11, 1998 at Oak.
10 (10x) Last: D.Kaser, Nov. 12, 2017 at Jax.
9 (14x), Last: D.Kaser, Dec. 24, 2017 at N.Y. Jets

PUNT YARDS

Most Seasons Leading League

- Paul Maguire, 1962

Most, Career

- 34,152 Mike Scifres, 2003-15
33,776 Darren Bennett, 1995-2003
21,417 Dennis Partee, 1968-75

Most, Season

- 4,248 Darren Bennett, 2000
4,174 Darren Bennett, 1998
3,972 Darren Bennett, 1997

Most, Game

- 522 Darren Bennett, Oct. 11, 1998 at Oakland
493 Mike Scifres, Nov. 18, 2012 at Denver
492 Dennis Partee, Nov. 10, 1974 at Kansas City

Longest Punt

- 83 JK Scott, Dec. 10, 2023 vs. Denver
82 Paul Maguire, Nov. 19, 1961 vs. Dallas Texans
73 Dennis Partee, Oct. 17, 1971 at Denver

PUNTING AVERAGE

Most Seasons Leading League (min. 50 punts)

- Darren Bennett, 2000

Highest, Career (minimum 100 punts)

- 47.4 Drew Kaser, 2016-18
46.5 Ty Long, 2019-21
45.6 JK Scott, 2022-24
45.2 Mike Scifres, 2003-15

Highest, Season (minimum 50 punts)

- 48.3 Mike Scifres, 2012
48.1 Drew Kaser, 2017
47.2 JK Scott, 2024
46.8 Ty Long, 2020

Highest, Game (minimum 4 punts)

- 59.5 Mike Scifres, Oct. 17, 2010 at St. Louis
Darren Bennett, Oct. 1, 1995 at Pittsburgh
57.4 JK Scott, Dec. 10, 2023 vs. Denver
57.3 JK Scott, Oct. 27, 2024 vs. New Orleans

PUNT RETURN YARDS

Most Seasons Leading League

- Leslie "Speedy" Duncan, 1965

Most, Career

- 2,388 Mike Fuller, 1975-80
1,651 Leslie "Speedy" Duncan, 1964-70
1,407 Darrien Gordon, 1993-96

Most, Season

- 537 Darrien Gordon, 1996
489 Eric Metcalf, 1997
475 Darrien Gordon, 1994

Most, Game

- 168 Eric Metcalf, Nov. 2, 1997 at Cincinnati
136 Mike Fuller, Nov. 21, 1976 at Buffalo
133 Andre Coleman, Sept. 17, 1995 at Philadelphia

Longest Return

- 95t Leslie "Speedy" Duncan, Nov. 24, 1968 vs. NYJ
90t Darrien Gordon, Sept. 25, 1994 at L.A. Raiders
88t Andre Coleman, Sept. 17, 1995 at Philadelphia
Mike Fuller, Oct. 9, 1977 at New Orleans

PUNT RETURN AVERAGE

Most Seasons Leading League (min. 20 ret.)

- 1 Derius Davis, 2023
- Ron Smith, 1973
- Leslie "Speedy" Duncan, 1965

Highest, Career (minimum 50 ret.)

- 13.7 Darrien Gordon, 1993-96
- 12.0 Leslie "Speedy" Duncan, 1964-70
- 11.3 Mike Fuller, 1975-80

Highest, Season (minimum 20 ret.)

- 16.0 Derius Davis, 2023
- 15.5 Leslie "Speedy" Duncan, 1965
- 14.9 Darrien Gordon, 1996

PUNT RETURN TOUCHDOWNS

Most Seasons Leading League

- 2 Leslie "Speedy" Duncan, 1965, 1966
- 1 Derius Davis, 2023
- Desmond King, 2018
- Eric Metcalf, 1997
- Andre Coleman, 1995
- Darrien Gordon, 1994
- Nate Lewis, 1990
- Kitrick Taylor, 1990
- Ron Smith, 1973

Most, Career

- 4 Leslie "Speedy" Duncan, 1964-70
- 3 Eric Metcalf, 1997
- Darrien Gordon, 1993-96
- 2 (5x) Last: Desmond King, 2017-19

Most, Season

- 3 Eric Metcalf, 1997
- 2 (3x) Last: Darrien Gordon, 1994
- 1 (20x) Last: Derius Davis, 2023

Most, Game

- 2* Eric Metcalf, Nov. 2, 1997 at Cincinnati
- 1 (26x) Last: Derius Davis, Nov. 6, 2023 at NYJ

PUNT RETURNS

Most, Career

- 212 Mike Fuller, 1975-80
- 138 Leslie "Speedy" Duncan, 1964-70
- 124 Lionel James, 1984-88

Most, Season

- 46 Mike Fuller, 1979
- 45 Eric Metcalf, 1997
- 39 Mike Fuller, 1978

Most, Game

- 8 (4x) Last: Leon Johnson, Dec. 7, 2003 at Det.
- 7 (4x) Last: M.Fuller, Dec. 17, 1978 at Hou. Oilers
- 6 (9x) Last: J.Herndon, Dec. 20, 2015 vs. Mia.

Most Fair Catches, Season

- 29 Derius Davis, 2023
- 25 Travis Benjamin, 2017
- 24 Kenny Graham, 1969

Most Fair Catches, Game

- 6 Derius Davis, Dec. 10, 2023 vs. Denver
- Phil McConkey, Dec. 17, 1989 at Kansas City
- 5 Travis Benjamin, Oct. 22, 2017 vs. Denver
- Jeff Graham, Sept. 3, 2000 at Oakland
- Kenny Graham, Oct. 4, 1969 vs. Cincinnati

KICKOFF RETURN YARDS

Most Seasons Leading League

- 1 Ronney Jenkins, 2001
- Lionel James, 1984
- James Brooks, 1982

Most, Career

- 6,469 Darren Sproles, 2005-10
- 3,997 Ronney Jenkins, 2000-02
- 3,914 Andre Coleman, 1994-96

Most, Season

- 1,541 Ronney Jenkins, 2001
- 1,531 Ronney Jenkins, 2000
- 1,528 Darren Sproles, 2005

Most, Game

- 250 Ronney Jenkins, Nov. 18, 2001 at Oakland
- 221 Ronney Jenkins, Sept. 10, 2000 vs. N.O.
- 215 Richard Goodman, Jan. 1, 2012 at Oakland

Longest Return

- 105t Richard Goodman, Jan. 1, 2012 at Oakland
- 103t Darren Sproles, Sept. 14, 2008 at Denver
- Keith Lincoln, Sept. 16, 1962 vs. Titans of N.Y.
- 101t Andre Roberts, Jan. 2, 2022 vs. Denver

KICKOFF RETURN AVERAGE

Most Seasons Leading League (min. 10 ret.)

- 1 Jimmy Warren, 1964

Highest, Career (minimum 75 ret.)

- 25.3 Leslie "Speedy" Duncan, 1964-70
- 25.1 Darren Sproles, 2005-10
- 24.2 Ronney Jenkins, 2000-02

Highest, Season (minimum 10 ret.)

- 32.8 Andre Roberts, 2021
- 29.7 Antonio Cromartie, 2006
- 28.9 Nasir Adderley, 2020

KICKOFF RETURN TOUCHDOWNS

Most Seasons Leading League

- 2 Anthony Miller, 1988, 1989
- 1 Richard Goodman, 2011
- Ronney Jenkins, 2001
- Andre Coleman, 1995
- Nate Lewis, 1991
- Jamie Holland, 1988
- Keith Lincoln, 1962

Most, Career

- 4 Andre Coleman, 1994-96
- 3 Ronney Jenkins, 2000-02
- 2 Darren Sproles, 2005-10
- Anthony Miller, 1988-93

Most, Season

- 2 Ronney Jenkins, 2001
- Andre Coleman, 1995
- Andre Coleman, 1994
- 1 (14x) Last: Andre Roberts, 2021

Most, Game

- 1 (20x) Last: A.Roberts, Jan. 2, 2022 vs. Den.

KICKOFF RETURNS

Most Seasons Leading League

- 1 Lionel James, 1984
- James Brooks, 1982

Most, Career

- 258 Darren Sproles, 2005-10
- 166 Andre Coleman, 1994-96
- 165 Ronney Jenkins, 2000-02

Most, Season

- 67 Ronney Jenkins, 2000
- 63 Darren Sproles, 2005
- 62 Andre Coleman, 1995

Most, Game

- 8 (5x) Last: Darren Sproles, Oct. 26, 2008 at N.O. in London
- 7 (13x) Last: D.Sproles, Oct. 19, 2009 vs. Den.
- 6 (36x) Last: R.Goodman, Jan. 1, 2012 at Oak.

COMBINED KICK & PUNT RETURN YARDS

Most Seasons Leading League

- 1 James Brooks, 1982
- Leslie "Speedy" Duncan, 1965

Most, Career

- 7,404 Darren Sproles, 2005-10
- 5,037 Leslie "Speedy" Duncan, 1964-70
- 4,240 Andre Coleman, 1994-96

Most, Season

- 1,737 Andre Coleman, 1995
- 1,636 Darren Sproles, 2005
- 1,625 Darren Sproles, 2008

COMBINED KICK & PUNT RETURNS

Most Seasons Leading League

- 1 Leslie "Speedy" Duncan, 1965

Most, Career

- 372 Darren Sproles, 2005-10
- 289 Mike Fuller, 1975-80
- 272 Leslie "Speedy" Duncan, 1964-70

Most, Season

- 90 Andre Coleman, 1995
- 81 Darren Sproles, 2005
- 80 Darren Sproles, 2009

SERVICE

Most Seasons

- 17 David Binn, 1994-2010
- 16 Philip Rivers, 2004-19
- Antonio Gates, 2003-18
- 15 Dan Fouts, 1973-87
- Russ Washington, 1968-82
- 14 Don Macek, 1976-89
- Doug Wilkerson, 1971-84

Most Games

- 256 David Binn, 1994-10
- 236 Antonio Gates, 2003-18
- 228 Philip Rivers, 2004-19
- 200 Junior Seau, 1990-2002
- Russ Washington, 1968-82

Most Consecutive Games

- 225 Philip Rivers, 2005-19
- 179 David Binn, 1994-10
- 178 Russ Washington, 1968-80

Most Consecutive Starts

- 224 Philip Rivers, 2006-19
- 148 Russ Washington, 1970-80
- 140 Walt Sweeney, 1964-73

TEAM RECORDS

*NFL Record | †strike-shortened 1982 season

GAMES WON

Most, Season

- 14 2006
- 13 2009
- 12 1961, 1979, 2004, 2018

Fewest, Season

- 1 2000
- 2 1973, 1975
- 4 1962, 1972, 1986, 1991, 1997, 2003, 2015

Most Consecutive

- 15 Nov. 27, 1960–Dec. 3, 1961
- 11 (3x) Last: Oct. 25, 2009–Jan. 3, 2010
- 8 (7x) Last: Oct. 25, 2004–Dec. 13, 2004

Most Consecutive at Home

- 10 Nov. 5, 1978–Nov. 25, 1979
- 9 (3x) Last: Sept. 17, 2006–Sept. 9, 2007
- 8 (4x) Last: Sept. 17, 2006–Dec. 31, 2006

Most Consecutive on Road

- 11 Oct. 2, 1960–Nov. 12, 1961
- 6 (4x) Last: Oct. 14, 2018–Dec. 30, 2018
- 5 (5x) Last: Oct. 14, 2018–Dec. 13, 2018

Most Consecutive at Start of Season

- 11 1961
- 6 1994
- 4 1966, 1980, 2002

GAMES LOST

Most, Season

- 15 2000
- 12 1975, 1986, 1991, 1997, 2003, 2015, 2023
- 11 1973, 1998, 2001, 2016, 2019

Fewest, Season

- 2 1961, 1965, 2006
- 3 2009, 1963, 1982†
- 4 1960, 1979, 2004, 2018

Most Consecutive

- 11 (2x) Last: Sept. 3, 2000–Nov. 19, 2000
- 9 (5x) Last: Dec. 4, 2016–Oct. 1, 2017
- 8 (9x) Last: Dec. 4, 2016–Sept. 24, 2017

Most Consecutive at Home

- 7 Nov. 13, 2016–Oct. 1, 2017
- 6 (2x) Last: Nov. 13, 2016–Sept. 24, 2017
- 5 (11x) Last: Nov. 12, 2023–Jan. 7, 2024

Most Consecutive on Road

- 11 Oct. 6, 1985–Oct. 26, 1986
- 8 (4x) Last: Sept. 3, 2000–Dec. 17, 2000
- 7 (7x) Last: Nov. 10, 2002–Oct. 5, 2003

Most Consecutive on Road w/o Victory (Ties incl.)

- 14 Nov. 22, 1970–Nov. 19, 1972

POINTS

Most Seasons Leading League

- 6 1963, 1965, 1981, 1982, 1985, 2006

Most, Season

- 492 2006
- 478 1981
- 474 2021

Most, Game

- 58 Dec. 22, 1963 vs. Denver
- 55 Nov. 22, 1981 at Oakland
- Oct. 20, 1968 vs. Denver
- 54 Nov. 19, 2017 vs. Buffalo

Most Game, Both Teams

- 98 Dec. 8, 1985 vs. Pittsburgh
- 93 Dec. 18, 1960 vs. Titans of New York
- 90 Nov. 12, 2006 at Cincinnati

Most, Half

- 42 Nov. 12, 2006 at Cincinnati (2nd half)
- 41 Nov. 5, 1961 vs. Titans of N.Y. (2nd half)
- 37 Nov. 19, 2017 vs. Buffalo (1st half)

Most, Quarter

- 28 Nov. 25, 2018 vs. Arizona (2nd quarter)
- Nov. 15, 1964 at K.C. (2nd quarter)
- Nov. 5, 1961 vs. Titans of N.Y. (3rd quarter)
- Sept. 24, 1961 vs. Houston Oilers (2nd quarter)

Most, Quarter, Both Teams

- 41 Nov. 21, 2021 vs. Pittsburgh (4th quarter)
- Oct. 10, 2021 vs. Cleveland (4th quarter)
- 38 Dec. 26, 2021 at Houston (4th quarter)
- Sept. 14, 2008 at Denver (2nd quarter)
- Oct. 19, 1986 at Kansas City (2nd quarter)
- Oct. 6, 1963 at Denver (2nd quarter)
- Oct. 7, 1961 at Boston (2nd quarter)

Fewest, Season

- 188 1973
- 189 1975
- 212 1974

Fewest, Game

- 0 (29x) Last: Dec. 6, 2020 vs. New England

Most Consecutive Games Not Shutout

- 240 Nov. 7, 1999–Nov. 2, 2014
- 114 Oct. 4, 1992–Oct. 24, 1999
- 105 Sept. 7, 1962–Oct. 26, 1969
- 98 Nov. 16, 2014–Nov. 29, 2020

TOUCHDOWNS

Most Seasons Leading League

- 6 1963, 1979, 1981, 1982, 1985, 2006

Most, Season

- 61 1981
- 60 1985
- 59 2006

Most, Game

- 8 Dec. 8, 1985 vs. Pittsburgh
- Nov. 22, 1981 at Oakland
- 7 (9x) Last: Oct. 10, 2021 vs. Cleveland
- 6 (37x) Last: Dec. 8, 2019 at Jacksonville

Fewest, Season

- 22 1973, 1975
- 23 1998
- 25 1977, 1999

POINTS AFTER TOUCHDOWN

Most Seasons Leading League

- 5 1965, 1981, 1982, 1985, 2006

Most, Season

- 58 2006
- 55 1981
- 54 2004

Most, Game

- 7 (7x) Last: Dec. 28, 2008 vs. Denver
- 6 (30x) Last: Dec. 8, 2019 at Jacksonville
- 5 (54x) Last: Nov. 12, 2023 vs. Detroit

Fewest, Season

- 19 1973, 1998
- 20 1975
- 21 1977

TWO-POINT CONVERSIONS

Most Seasons Leading League

- 4 2008, 2010, 2018, 2021

Most, Season

- 7 2021
- 6 2018
- 3 1994

Most, Game (since 1994)

- 2 Dec. 2, 2018 at Pittsburgh
- Sept. 9, 2018 vs. Kansas City
- Oct. 25, 2015 vs. Oakland
- 1 (39x) Last: Sept. 17, 2023 at Tennessee

Most Attempts, Season

- 11 2021
- 8 2018
- 7 1994

Most Attempts, Game (since 1994)

- 3 Dec. 26, 2021 at Houston
- Sept. 9, 2018 vs. Kansas City
- Sept. 4, 1994 at Denver
- 2 (6x) Last: Oct. 10, 2021 vs. Cleveland
- 1 (51x) Last: Sept. 8, 2024 vs. Las Vegas

FIELD GOALS

Most Seasons Leading League

- 2 1994, 2009

Most, Season

- 34 1994, 2013
- 32 2009
- 31 1993, 1999, 2022, 2023

Most, Game

- 6 (3x) Last: Oct. 5, 1997 at Oakland
- 5 (13x) Last: Oct. 21, 2024 at Arizona
- 4 (39x) Last: Jan. 7, 2024 vs. Kansas City

Most Attempts, Season

- 43 2001
- 40 1993
- 38 1994

Most Attempts, Game

- 7 Oct. 8, 1966 at N.Y. Jets
- 6 (6x) Last: Nov. 19, 2017 vs. Buffalo
- 5 (29x) Last: Oct. 21, 2024 at Arizona

Most, Game, Both Teams

- 9 Sept. 29, 1996 vs. Kansas City
- 8 Nov. 3, 1996 at Indianapolis
- Nov. 9, 1975 vs. New England
- 7 (17x) Last: Oct. 17, 2022 vs. Denver (OT)

Most Attempts, Game, Both Teams

- 10 (4x) Last: Dec. 12, 1999 vs. Seattle
- 9 (3x) Last: Dec. 1, 2002 vs. Denver
- 8 (24x) Last: Dec. 31, 2023 at Denver

Fewest Made, Season

- 6 1974
- 10 1976
- 12 1964, 1970, 1973, 1975

Fewest Attempts, Season

- 16 1974
- 19 1970
- 20 1962, 1976, 1988, 2003

FIRST DOWNS

Most Seasons Leading League (Total)

7 1965, 1969, 1980, 1981, 1982, 1983, 1985

Most, Season

401 2021
380 1985
379 1981

Most, Game

35 Oct. 19, 1986 at Kansas City
34 Nov. 18, 1984 vs. Miami (OT)
Dec. 20, 1982 vs. Cincinnati
33 Nov. 21, 2021 vs. Pittsburgh
Sept. 9, 2018 vs. Kansas City
Sept. 15, 2013 at Philadelphia
Oct. 31, 2004 vs. Oakland

Most, Game, Both Teams

62 Sept. 15, 1985 vs. Seattle
60 Sept. 10, 2023 vs. Miami
58 Dec. 29, 2002 vs. Seattle (OT)
Sept. 22, 1985 at Cincinnati
Nov. 18, 1984 vs. Miami (OT)

Fewest, Season

198 1973, 1975
208 1961
217 1962

Fewest, Game

3 Nov. 30, 1975 at Denver (OT)
5 Nov. 16, 2003 at Denver
Oct. 5, 1970 vs. Oakland
6 Dec. 24, 2000 vs. Pittsburgh
Nov. 22, 1987 at Seattle

Most Seasons Leading League (Rushing)

3 1963, 1965, 2006

Most by Rushing, Season

137 2006
131 2004
127 1965, 1981

Most by Rushing, Game

19 Nov. 27, 1960 vs. Oakland
18 Oct. 3, 1965 vs. Houston Oilers
17 (4x) Last: Sept. 10, 2023 vs. Miami

Fewest by Rushing, Game

0 Dec. 5, 2010 vs. Oakland
Nov. 14, 1999 at Oakland
1 (18x) Last: Oct. 29, 2023 vs. Chicago
2 (54x) Last: Oct. 16, 2023 vs. Dallas

Most Seasons Leading League (Passing)

7 1968, 1971, 1980, 1981, 1982, 1983, 1985

Most by Passing, Season

259 1985
256 2021
244 1980

Most by Passing, Game

27 Sept. 15, 1985 vs. Seattle
26 Oct. 18, 2015 at Green Bay
23 Dec. 20, 1982 vs. Cincinnati
Oct. 19, 1980 vs. N.Y. Giants

Fewest by Passing, Season

89 1975
93 1973
110 1961

Fewest by Passing, Game

0 Sept. 20, 1998 at Kansas City
1 Nov. 30, 1975 at Denver (OT)
2 (3x) Last: Nov. 16, 2003 at Denver

Most Seasons Leading League (Penalty)

2 1960, 1970

Most by Penalty, Season

39 2013, 2019
37 2004, 2014
36 2016, 2020

Most by Penalty, Game

7 Oct. 17, 2022 vs. Denver (OT)
Nov. 13, 2016 vs. Tennessee
Nov. 15, 1998 vs. Baltimore
Nov. 30, 1997 vs. Denver
6 (5x) Last: Nov. 30, 2014 at Baltimore
5 (23x) Last: Nov. 21, 2021 vs. Pittsburgh

Fewest by Penalty, Season

11 1975
12 1964
13 1968

NET YARDS GAINED

Most Seasons Leading League

8 1963, 1965, 1980, 1981, 1982, 1983, 1985, 2010

Most, Season

6,744 1981
6,634 2021
6,535 1985

Most, Game

661 Dec. 20, 1982 vs. Cincinnati
593 Nov. 10, 1985 vs. L.A. Raiders
581 Oct. 20, 1968 vs. Denver

Most, Game, Both Teams

1,102 Dec. 20, 1982 vs. Cincinnati
1,057 Oct. 20, 1968 vs. Denver
1,050 Sept. 15, 2013 at Philadelphia

Fewest, Season

3,411 1975
3,622 1973
3,953 1970

Fewest, Game

70 Nov. 2, 1969 at Denver
93 Oct. 5, 1975 vs. Oakland
96 Nov. 16, 2003 at Denver

Most Total Offensive Plays, Season

1,154 1984, 2022
1,135 1980
1,129 1981

Fewest Total Offensive Plays, Season

617 1982[†]
753 1963
759 1964

RUSHING

Most Seasons Leading League (Attempts)

1 1965

Most Attempts, Season

590 1978
525 2004
522 2006

Most Attempts, Game

58 Nov. 20, 1977 vs. Oakland
53 Dec. 16, 2007 vs. Detroit
Sept. 10, 1978 vs. Oakland
Dec. 3, 1972 vs. Oakland
52 Nov. 27, 1960 vs. Oakland

Fewest Attempts, Season

267 1982[†]
351 2000
361 1966

Most Seasons Leading League (Yards)

2 1963, 1965

Most Yards, Season

2,578 2006
2,257 1990
2,248 1991

Most Yards, Game

289 Dec. 28, 2008 vs. Denver
287 Oct. 13, 1963 vs. N.Y. Jets
274 Dec. 16, 2007 vs. Detroit

Fewest Yards, Game

2 Dec. 17, 1961 vs. Boston
3 Nov. 19, 1961 vs. Dallas Texans
11 Nov. 20, 1960 vs. Buffalo

Most Seasons Leading League (Touchdowns)

4 1961, 1981, 1982, 2006

Most Touchdowns, Season

32 2006
26 1981
25 1979

Fewest Touchdowns, Season

4 2012, 2015
5 1997
6 2014

Most Touchdowns, Game

5 (4x) Last: Dec. 28, 2008 vs. Denver
4 (22x) Last: Dec. 25, 2009 at Tennessee
3 (49x) Last: Sept. 10, 2023 vs. Miami

RUSHING AVERAGE

Most Seasons Leading League

6 1960, 1963, 1965, 1969, 1991, 2003

Most, Season

5.6 1963
5.1 2003
4.9 2006

Highest, Game

8.52 Dec. 24, 1967 vs. N.Y. Jets
8.44 Dec. 22, 1963 vs. Denver
8.26 Nov. 5, 2006 vs. Cleveland

PASSING

Most Seasons Leading League (Attempts)

3 1968, 1984, 1985

Most Attempts, Season

711 2022

674 2021

667 2015

Most Attempts, Game

65 Oct. 18, 2015 at Green Bay

Oct. 19, 1986 at Kansas City

64 Jan. 9, 2022 at Las Vegas (OT)

58 Oct. 25, 2015 vs. Oakland

Dec. 22, 1985 at Kansas City

Fewest Attempts, Season

337 1975

338 1982[†]

349 1974

Fewest Attempts, Game

6 Dec. 19, 2004 at Cleveland

10 Dec. 18, 1988 vs. Kansas City

11 (2x) Last: Oct. 28, 2007 vs. Houston

Most Seasons Leading League (Completions)

3 1983, 1984, 1985

Most Completions, Season

485 2022

443 2021

442 2015

Most Completions, Game

43 Oct. 18, 2015 at Green Bay

41 Sept. 24, 2023 at Minnesota

39 Dec. 11, 2022 vs. Miami

Fewest Completions, Game

1 at Kansas City Sept. 20, 1998

3 vs. Oakland Oct. 5, 1975

4 at Cleveland Dec. 19, 2004

vs. Kansas City Nov. 2, 1986

Most Seasons Leading League (Net Yards)

11 1965, 1968, 1971, 1978, 1979, 1980, 1981, 1982,
1983, 1985, 2017

Most Net Yards Gained, Season

4,870 1985

4,800 2021

4,739 1981

Most Net Yards Gained, Game

494 Sept. 15, 1985 vs. Seattle

488 Oct. 18, 2015 at Green Bay

486 Dec. 20, 1982 vs. Cincinnati

Fewest Net Yards Gained, Season

1,610 1975

1,808 1973

2,244 1977

Fewest Net Yards Gained, Game

-22 Oct. 5, 1975 vs. Oakland

-19 Sept. 20, 1998 at Kansas City

7 Sept. 16, 1973 at Washington

Most Seasons Leading League (Touchdowns)

5 1971, 1981, 1982, 1985, 2008

Most Touchdowns, Season

38 2021

37 1985

34 1981, 2008

Fewest Touchdowns, Season

7 1975

9 1973

11 1977, 1988, 1998

Most Touchdowns, Game

7* Nov. 22, 1981 at Oakland

5 (9x) Last: Oct. 31, 2004 vs. Oakland

4 (35x) Last: Nov. 12, 2023 vs. Detroit

Most Seasons Leading League (Fewest INTs)

2 1966, 2004

Most Had Intercepted, Season

34 1962, 1998

33 1968, 1983, 1986

30 1964, 1973, 1978, 1985, 2000

Most Had Intercepted, Game

7 Dec. 13, 1998 at Seattle

Dec. 8, 1968 vs. Kansas City

6 (6x) Last: Oct. 24, 1999 vs. Green Bay

5 (14x) Last: Dec. 27, 1987 at Denver

Fewest Had Intercepted, Season

8 2004, 2023

9 2006

10 2009, 2020, 2022

SACKED ATTEMPTING TO PASS

Most Seasons Leading League (Least Sacked)

5 1963, 1964, 1967, 1968, 2017

Most Times, Season

57 1970

53 2000

51 1997

Fewest Times, Season

11 1967

12 1982[†]

18 1968, 2017

Most Times Sacked Opponent, Season

62 1986

61 2006

60 1980

Most Times Sacked Opponent, Game

11 Dec. 23, 2012 at N.Y. Jets

Nov. 16, 1986 vs. Dallas

10 Sept. 24, 1978 vs. Green Bay

9 (5x) Last: Dec. 24, 2016 at Cleveland

INTERCEPTIONS

Most Seasons Leading League (Interceptions)

3 1961, 2007, 2016

Most, Season

49* 1961

31 1969

30 1964, 2007

Most, Game

6 (6x) Last: vs. Indianapolis Nov. 11, 2007

5 (9x) Last: vs. Buffalo Nov. 19, 2017

4 (30x) Last: at Indianapolis Nov. 28, 2010

Most, Game, Both Teams

10 Dec. 13, 1998 at Seattle

9 Sept. 21, 1980 at Denver

Nov. 1, 1964 at Oakland

8 (11x) Last: Nov. 11, 2007 vs. Indianapolis

Fewest, Season

7 2014

9 1970, 2023

10 2005

Most Consecutive Games

46* 1960-63

Most Seasons Leading League (Return Yards)

2 1961, 1964

Most Yards Returned, Season

929* 1961

562 1979

499 1984

Most Yards Returned, Game

194 Sept. 24, 1961 vs. Houston Oilers

174 Oct. 29, 1961 vs. Denver

171 Nov. 18, 1979 vs. Pittsburgh

Fewest Yards Returned, Season

31 2023

65 2014

90 1970

Most Seasons Leading League (Return TDs)

1 1961

Most Touchdowns by Returns, Season

9* 1961

5 2012

4 1984, 2000

Most Touchdowns by Returns, Game

2 Nov. 28, 2010 at Indianapolis

Oct. 29, 1961 vs. Denver

1 (93x) Last: Dec. 4, 2022 at Las Vegas

PUNTS

Most, Season

95 1998
92 2000
90 1997

Most, Game

11 (5x) Last: Oct. 11, 1998 at Oakland
10 (11x) Last: Nov. 12, 2017 at Jacksonville
9 (12x) Last: Dec. 24, 2017 at N.Y. Jets

Fewest, Season

23 1982[†]
45 1972
47 2011

Fewest, Game

0 (8x) Last: Sept. 19, 2021 vs. Dallas
1 (38x) Last: Oct. 9, 2022 at Cleveland
2 (85x) Last: Oct. 21, 2024 at Arizona

Fewest, Game, Both Teams

1 (3x) Last: Sept. 19, 2021 vs. Dallas
2 (9x) Last: Dec. 16, 2021 vs. Kansas City
3 (18x) Last: Nov. 12, 2023 vs. Detroit

PUNT YARDS

Most Seasons Leading League (Yards)

1 1962

Most, Season

4,248 2000
4,174 1998
3,972 1997

Most, Game

522 Oct. 11, 1998 at Oakland
493 Nov. 18, 2012 at Denver
492 Nov. 10, 1974 at Kansas City

Fewest, Season

868 1982[†]
1,813 1972
2,123 2021

Most Seasons Leading League (Average)

4 1960, 1969, 1987, 2000

Highest Average, Season

48.1 2017
47.5 2011
47.2 2024
47.0 2019

Lowest Average, Season

36.3 1978
36.5 1979
36.8 1975

PUNT RETURNS

Most Seasons Leading League (Returns)

1 1965

Most, Season

57 1978
52 1979
49 2003

Most, Game

8 (4x) Last: Dec. 7, 2003 at Detroit
7 (7x) Last: Dec. 7, 1978 at Houston
6 (13x) Last: Dec. 20, 2015 vs. Miami

Fewest, Season

12 1982[†]
18 2021
20 2015

Most Seasons Leading League (Fair Catches)

3 1968, 1969, 1991

Most Fair Catches, Season

32 1969
29 2023
26 2015, 2017

Most Fair Catches, Game

6 (3x) Last: Dec. 10, 2023 vs. Denver
5 (3x) Last: Sept. 3, 2000 at Oakland
4 (15x) Last: Oct. 27, 2024 vs. New Orleans

Fewest Fair Catches, Season

0 1960, 1961, 1962, 1963, 1964, 1965, 1975
1 1976
3 1977

PUNT RETURN YARDS

Most Seasons Leading League (Return Yards)

1 1965

Most, Season

590 1978
559 1996
542 1998

Most, Game

168 Nov. 2, 1997 at Cincinnati
151 Sept. 20, 1965 vs. Kansas City
139 Nov. 5, 1961 vs. Titans of N.Y.

Fewest, Season

84 2015
100 2020
107 2021

Most Seasons Leading League (Average)

3 1965, 1966, 1973

Highest Average, Season

16.0 2023
15.5 1961
14.7 1996

Lowest Average, Season

4.2 2015
5.4 2019
5.6 1970, 2020

PUNT RETURN TOUCHDOWNS

Most Seasons Leading League

8 1965, 1973, 1990, 1994, 1995, 1997, 2018,
2023

Most, Season

3 1997
2 1965, 1973, 1990, 1994
1 (17x) Last: 2023

Most, Game

2[†] Nov. 2, 1997 at Cincinnati
1 (26x) Last: Nov. 6, 2023 at N.Y. Jets

KICKOFF RETURNS

Most Seasons Leading League

2 1982, 2003

Most, Season

84 2003
83 2000
75 1997

Most, Game

9 (7x) Last: Nov. 3, 2002 vs. N.Y. Jets
8 (15x) Last: Oct. 26, 2008 at N.O. in London
7 (51x) Last: Sept. 26, 2010 at Seattle

Most, Game, Both Teams

17 Dec. 8, 1985 vs. Pittsburgh
16 Dec. 18, 1960 vs. Titans of New York
15 (3x) Last: Oct. 2, 1983 at N.Y. Giants

KICKOFF RETURN YARDS

Most Seasons Leading League (Return Yards)

1 1962

Most, Season

1,804 2003
1,792 2000
1,716 2001

Most, Game

269 Nov. 18, 2001 at Oakland
242 Oct. 21, 1973 vs. Atlanta
232 Dec. 13, 1964 vs. Kansas City

Fewest, Season

390 2023
474 2017
508 2016

Most Seasons Leading League (Average)

3 1988, 1990, 2001

Highest Average, Season

30.7 2024
26.0 2001
25.6 2011
25.5 2007

Lowest Average, Season

16.5 1961
17.5 1986
18.0 1992

KICKOFF RETURN TOUCHDOWNS

Most Seasons Leading League

6 1988, 1989, 1991, 1995, 2001, 2011

Most, Season

2 1988, 1994, 1995, 2001
1 1962, 1985, 1989, 1991, 1997, 2000, 2004,
2007, 2008, 2011, 2012, 2021

Most, Game

1 (20x) Last: Jan. 2, 2022 vs. Denver

PENALTIES

Most Seasons Leading League (Penalties)

4 1962, 1964, 1965, 1981

Most, Season

137 1998
129 1997
128 1981

Most, Game

19 Nov. 16, 1997 at Kansas City
16 Nov. 15, 1998 vs. Baltimore
15 Nov. 3, 1997 at Indianapolis

Fewest, Season

63 1969
64 1982[†]
68 1966

Fewest, Game

0 (5x) Last: Oct. 9, 2011 at Denver
1 (31x) Last: Jan. 7, 2024 vs. Kansas City
2 (41x) Last: Dec. 10, 2023 vs. Denver

Most Seasons Leading League (Penalty Yards)

3 1960, 1961, 1966

Most Yards, Season

1,229 1998
1,101 1997
1,039 1988

Most Yards, Game

148 Oct. 13, 1963 vs. N.Y. Jets
146 Nov. 15, 1998 vs. Baltimore
Nov. 16, 1997 at Kansas City
138 Nov. 16, 1981 at Seattle

FUMBLES

Most Seasons Leading League (Fewest Fumbles)

4 1963, 1966, 1993, 2021

Most, Season

44 1985

42 1983

40 1972, 1973, 1980

Most, Game

9 Sept. 24, 1978 vs. Green Bay

7 Sept. 30, 1973 vs. Cincinnati

6 (5x) Last: Dec. 13, 1987 vs. Pittsburgh

Most by Opponent, Game

9 Nov. 15, 1964 at Kansas City

7 (3x) Last: Sept. 9, 2001 vs. Washington

6 (6x) Last: Dec. 9, 1995 vs. Arizona

Most, Game, Both Teams

11 (3x) Last: Oct. 13, 1985 vs. Kansas City

10 (5x) Last: Nov. 25, 1990 vs. Seattle

9 (7x) Last: Sept. 9, 2001 vs. Washington

Fewest, Season

10 2021

13 1993

14 2009, 2013

Most Seasons Leading League (Fewest Lost Fum.)

5 1963, 1966, 1970, 1979, 1993

Most Lost, Season

22 1980, 1981, 1983

21 1973, 1978

20 1972, 1987, 2000

Most Lost, Game

6 Sept. 24, 1978 vs. Green Bay

4 (11x) Last: Dec. 14, 2023 at Las Vegas

3 (41x) Last: Nov. 26, 2023 vs. Baltimore

Most Own Recovered, Season

25 1985

21 1979

20 1972, 1973, 1975, 1983

Most Own Recovered, Game

5 (5x) Last: Dec. 26, 1999 vs. Oakland

4 (7x) Last: Sept. 14, 2014 vs. Seattle

3 (43x) Last: Nov. 6, 2023 at N.Y. Jets

Fewest Own Recovered, Season

3 2021

4 1963, 2013

7 1989, 2009

Most Opponents Recovered, Season

22 1986

18 1973, 1979, 1980, 1981, 2007

17 1960, 1961, 1963, 1983, 1984

Fewest Opponents Recovered, Season

3 2019

4 2011

5 1963

POINTS ALLOWED

Most Seasons Leading League (Fewest Points)

2 1961, 1963

Most, Season

462 1983

459 2021

441 2003

Most, Game

63 Dec. 14, 2023 at Las Vegas

57 Oct. 1, 2000 at St. Louis

52 Nov. 25, 1984 at Pittsburgh

Most, Quarter

31 Dec. 8, 1963 at Oakland (4th quarter)

30 Nov. 20, 1983 at St. Louis Cardinals (2nd quarter)

28 (5x) Last: Nov. 28, 1999 at Min. (2nd quarter)

Fewest, Season

205 1977

219 1961

221 1982[†]

Fewest, Game

0 (19x) Last: Dec. 3, 2023 at New England

3 (18x) Last: Sept. 15, 2024 at Carolina

6 (20x) Last: Nov. 6, 2023 at N.Y. Jets

FIRST DOWNS ALLOWED

Most Seasons Leading League (Fewest Total)

1 2010

Most, Season

383 2021

365 1981

364 1985

Most, Game

34 Sept. 14, 2008 at Denver

Dec. 29, 2002 vs. Seattle

Nov. 19, 2000 at Denver

33 Sept. 26, 2021 at Kansas City

Sept. 23, 2018 at L.A. Rams

Nov. 23, 2003 vs. Cincinnati

32 Oct. 4, 2009 at Pittsburgh

Fewest, Season

190 1965

196 1982[†]

224 1962

Fewest, Game

5 Dec. 12, 2010 vs. Kansas City

Sept. 19, 1976 at Tampa Bay

6 Oct. 11, 1998 at Oakland

Oct. 22, 1961 at Oakland

7 (6x) Last: Sept. 15, 2024 at Carolina

Most by Rushing, Season

154 1975

144 2021

143 1971

Most by Rushing, Game

19 (3x) Last: Nov. 22, 1987 at Seattle

17 Sept. 23, 1962 vs. Houston

16 Oct. 16, 1977 vs. New England

Dec. 18, 1966 vs. Kansas City

Fewest by Rushing, Season

54 1965

65 1982[†]

71 1969

Fewest by Rushing, Game

0 (5x) Last: Nov. 28, 2010 at Indianapolis

1 (25x) Last: Sept. 8, 2024 vs. Las Vegas

2 (47x) Last: Nov. 6, 2023 at N.Y. Jets

Most Seasons Leading League (Fewest Passing)

1 2014

Most by Passing, Season

218 1985

216 1981

213 2008

Most by Passing, Game

24 Nov. 19, 2000 at Denver

23 Sept. 10, 2023 vs. Miami

Sept. 18, 2011 at New England

22 (4x) Last: Nov. 15, 2009 vs. Philadelphia

Fewest by Passing, Season

105 1977

114 1971

116 1965

Fewest by Passing, Game

1 (3x) Last: Dec. 28, 2003 vs. Oakland

2 (6x) Last: Dec. 19, 2004 at Cleveland

3 (13x) Last: Sept. 15, 2024 at Carolina

Most Seasons Leading League (Fewest Penalty)

1 1992

Most by Penalty, Season

41 2000, 2004, 2014

40 2021

35 1981, 1997, 1998

Most by Penalty, Game

7 Sept. 24, 2023 at Minnesota

Nov. 5, 2006 vs. Cleveland

6 (9x) Last: Sept. 24, 2017 vs. Kansas City

5 (23x) Last: Jan. 9, 2022 at Las Vegas (OT)

Fewest by Penalty, Season

12 1982[†]

13 1969, 1992

14 1976

NET YARDS ALLOWED

Most Seasons Leading League (Fewest Net Yards)

4 1961, 1965, 1998, 2010

Most, Season

6,265 1985

6,170 2023

6,136 1981

Most, Game

614 Oct. 1, 2000 at St. Louis

591 Dec. 29, 2002 vs. Seattle

553 Sept. 22, 1996 at Oakland

Fewest, Season

3,253 1982[†]

3,268 1965

3,652 1977

Fewest, Game

58 Oct. 22, 1961 at Oakland

67 Dec. 12, 2010 vs. Kansas City

99 Nov. 1, 1992 vs. Indianapolis

RUSHING ALLOWED

Most Seasons Leading League (Fewest Att.)

3 1965, 1979, 2004

Most Attempts, Season

606 1975

559 1973

552 1983

Most Attempts, Game

61 Oct. 25, 1981 at Chicago (OT)

60 Nov. 30, 1975 at Denver (OT)

59 Sept. 18, 1977 at Oakland

Fewest Attempts, Season

230 1982[†]

306 1965

355 2004

Fewest Attempts, Game

9 Dec. 16, 2007 vs. Detroit

Sept. 7, 1986 vs. Miami

10 (2x) Last: Sept. 16, 2012 vs. Tennessee

11 (6x) Last: Nov. 3, 2019 vs. Green Bay

Most Seasons Leading League (Fewest Yards)

3 1965, 1998, 2005

Most Yards, Season

2,478 2022

2,442 1975

2,403 1966

Most Yards, Game

378 Nov. 4, 2007 at Minnesota

355 Dec. 20, 2014 at San Francisco

328 Nov. 30, 1975 at Denver (OT)

Fewest Yards, Season

961 1982[†]

1,094 1965

1,140 1998

Fewest Yards, Game

2 Oct. 22, 1961 at Oakland

11 Dec. 17, 2000 at Carolina

13 Oct. 5, 1997 at Oakland

Most Seasons Leading League (Fewest TDs)

2 1961, 1963

Most Touchdowns, Season

26 1983

25 1971, 1981, 1985

23 1973, 1984

Fewest Touchdowns, Season

7 1961, 1965

8 1999, 2011

10 (12x) Last: 2012

Most Touchdowns, Game

5 Oct. 21, 1973 vs. Atlanta

Sept. 18, 1960 at Houston

4 (11x) Last: Nov. 3, 2013 at Washington

3 (51x) Last: Nov. 12, 2023 vs. Detroit

PASSING ALLOWED

Most Seasons Leading League (Fewest Att.)

2 1966, 2019

Most Attempts, Season

636 1996
607 2002, 2004
605 2008

Most Attempts, Game

61 Sept. 20, 1987 vs. St. Louis
58 (2x) Last: Oct. 3, 2004 vs. Tennessee
57 (2x) Last: Sept. 22, 1996 at Oakland

Fewest Attempts, Season

330 1977
341 1973
342 1982[†]

Fewest Attempts, Game

7 Nov. 6, 1977 at Detroit
12 (2x) Last: Dec. 10, 1972 at Denver
13 (4x) Last: Oct. 4, 1987 at Cincinnati

Most Seasons Leading League (Fewest Cmp.)

1 1966

Most Completions, Season

411 2008
389 2023
375 2002

Most Completions, Game

40 Dec. 20, 1982 vs. Cincinnati
39 Oct. 3, 2004 vs. Tennessee
37 Oct. 9, 1994 Kansas City

Fewest Completions, Season

170 1966
172 1977
177 1973

Fewest Completions, Game

3 Sept. 19, 1976 at Tampa Bay
5 (5x) Last: Oct. 4, 1987 at Cincinnati
6 (6x) Last: Dec. 28, 2003 vs. Oakland

Most Seasons Leading League (Fewest Net Yds)

4 1961, 1964, 1965, 2010

Most Net Yards, Season

4,311 1981
4,295 2002
4,293 1985

Most Net Yards, Game

466 Sept. 10, 2023 vs. Miami
453 Nov. 10, 2002 at St. Louis
451 Oct. 1, 2000 at St. Louis

Fewest Net Yards, Season

1,725 1977
2,155 1966
2,174 1965

Fewest Net Yards, Game

-13 Oct. 4, 1987 at Cincinnati
-4 Sept. 19, 1976 at Tampa Bay
0 Dec. 28, 2003 vs. Oakland
Dec. 6, 1970 vs. Cincinnati

Most Seasons Leading League (Fewest TDs)

4 1963, 1965, 1966, 1979

Most Touchdowns, Season

36 2003
33 2000
31 1997

Most Touchdowns, Game

5 (9x) Last: Dec. 14, 2023 at Las Vegas
4 (31x) Last: Oct. 22, 2023 at Kansas City
3 (117x) Last: Nov. 17, 2024 vs. Cincinnati

Fewest Touchdowns, Season

10 1982[†]
11 1979
13 1966, 1970, 1974

PUNT RETURNS ALLOWED

Most Seasons Leading League (Fewest Returns)

7 1960, 1963, 1966, 1967, 1968, 1982, 2004

Most by Opponents, Season

56 1988
51 1996, 2000
49 1998

Fewest by Opponents, Season

7 1982[†]
16 1968
17 1960, 1972

Most Yards by Opponents, Season

722 2000
612 1996
601 1976

Most Yards by Opponent, Game

160 Sept. 13, 2010 at Kansas City
150 Dec. 27, 1987 at Denver
145 Dec. 6, 2020 vs. New England

KICKOFF RETURNS ALLOWED

Most Seasons Leading League (Fewest Returns)

1 1975

Most by Opponent, Season

90 2006
88 1981
87 2009

Fewest by Opponent, Season

11 2023
15 2022
21 2016

Most by Opponent, Game

10 (4x) Last: Dec. 16, 2007 vs. Detroit
9 (7x) Last: Nov. 28, 2010 at Indianapolis
8 (25x) Last: Nov. 24, 2013 at Kansas City

CAREER TOP-10

RUSHING YARDS

1. LaDainian Tomlinson, 2001-09	12,490
2. Paul Lowe, 1960-68	4,972
3. Austin Ekeler, 2017-23	4,355
4. Marion Butts, 1989-93	4,297
5. Melvin Gordon, 2015-19	4,240
6. Ryan Mathews, 2010-14	4,061
7. Natrone Means, 1993-95, 98-99	3,885
8. Chuck Muncie, 1980-84	3,309
9. Don Woods, 1974-80	2,858
10. Keith Lincoln, 1961-66, 68	2,698

RUSHING TOUCHDOWNS

1. LaDainian Tomlinson, 2001-09	138
2. Chuck Muncie, 1980-84	43
3. Austin Ekeler, 2017-23	39
4. Paul Lowe, 1960-68	38
5. Melvin Gordon, 2015-19	36
6. Natrone Means, 1993-95, 98-99	34
7. Marion Butts, 1989-93	31
8. Ryan Mathews, 2010-14	23
9. Mike Tolbert, 2008-11	20
10. Tim Spencer, 1985-90	19

RUSHING ATTEMPTS

1. LaDainian Tomlinson, 2001-09	2,880
2. Melvin Gordon, 2015-19	1,059
3. Marion Butts, 1989-93	1,031
4. Paul Lowe, 1960-68	1,015
5. Natrone Means, 1993-95, 98-99	1,013
6. Austin Ekeler, 2017-23	990
7. Ryan Mathews, 2010-14	923
8. Chuck Muncie, 1980-84	773
9. Don Woods, 1974-80	713
10. Keith Lincoln, 1961-66, 68	573

TOTAL YARDS FROM SCRIMMAGE

1. LaDainian Tomlinson, 2001-09	16,445
2. Antonio Gates, 2003-18	11,841
3. Keenan Allen, 2013-23	10,643
4. Lance Alworth, 1962-70	9,721
5. Charlie Joiner, 1976-86	9,191
6. Austin Ekeler, 2017-23	8,239
7. Gary Garrison, 1966-76	7,562
8. Kellen Winslow, 1979-87	6,741
9. Wes Chandler, 1981-87	6,197
10. Melvin Gordon, 2015-19	6,113

PASSING YARDS

1. Philip Rivers, 2004-19	59,271
2. Dan Fouts, 1973-87	43,040
3. John Hadl, 1962-72	26,938
4. Justin Herbert, 2020-24	19,627
5. Stan Humphries, 1992-97	16,085
6. Drew Brees, 2001-05	12,348
7. Jack Kemp, 1960-62	5,996
8. Doug Flutie, 2001-04	4,901
9. John Friesz, 1990-93	4,396
10. Jim Harbaugh, 1999-2000	4,177

TOUCHDOWN PASSES

1. Philip Rivers, 2004-19	397
2. Dan Fouts, 1973-87	254
3. John Hadl, 1962-72	201
4. Justin Herbert, 2020-24	127
5. Stan Humphries, 1992-97	85
6. Drew Brees, 2001-05	80
7. Jack Kemp, 1960-62	37
8. Tobin Rote, 1963-64	29
9. Doug Flutie, 2001-04	25
10. Billy Joe Tolliver, 1989-90	21

PASS ATTEMPTS

1. Philip Rivers, 2004-19	7,591
2. Dan Fouts, 1973-87	5,604
3. John Hadl, 1962-72	3,640
4. Justin Herbert, 2020-24	2,735
5. Stan Humphries, 1992-97	2,350
6. Drew Brees, 2001-05	1,809
7. Jack Kemp, 1960-62	815
8. John Friesz, 1990-93	747
9. Doug Flutie, 2001-04	737
10. Jim Harbaugh, 1999-2000	636

PASS COMPLETIONS

1. Philip Rivers, 2004-19	4,908
2. Dan Fouts, 1973-87	3,297
3. John Hadl, 1962-72	1,824
4. Justin Herbert, 2020-24	1,789
5. Stan Humphries, 1992-97	1,335
6. Drew Brees, 2001-05	1,125
7. Doug Flutie, 2001-04	408
8. John Friesz, 1990-93	401
9. Jack Kemp, 1960-62	389
10. Jim Harbaugh, 1999-2000	372

PASSES INTERCEPTED

1. Dan Fouts, 1973-87	242
2. John Hadl, 1962-72	211
3. Philip Rivers, 2004-19	198
4. Stan Humphries, 1992-97	73
5. Drew Brees, 2001-05	53
6. Jack Kemp, 1960-62	49
7. Justin Herbert, 2020-24	43
8. Ryan Leaf, 1998-2000	33
9. Tobin Rote, 1963-64	32
10. Craig Whelihan, 1995-98	29

RECEIVING YARDS

1. Antonio Gates, 2003-18	11,841
2. Keenan Allen, 2013-23	10,530
3. Lance Alworth, 1962-70	9,584
4. Charlie Joiner, 1976-86	9,203
5. Gary Garrison, 1966-76	7,533
6. Kellen Winslow, 1979-87	6,741
7. Wes Chandler, 1981-87	6,132
8. Anthony Miller, 1988-93	5,582
9. Malcom Floyd, 2004-15	5,550
10. Mike Williams, 2017-23	4,806

RECEIVING TOUCHDOWNS

1. Antonio Gates, 2003-18	116
2. Lance Alworth, 1962-70	81
3. Keenan Allen, 2013-23	59
4. Gary Garrison, 1966-76	58
5. Charlie Joiner, 1976-86	47
6. Kellen Winslow, 1979-87	45
7. Wes Chandler, 1981-87	41
8. Vincent Jackson, 2005-11	37
9. Anthony Miller, 1988-93	37
10. John Jefferson, 1978-80	36

RECEPTIONS

1. Antonio Gates, 2003-18	955
2. Keenan Allen, 2013-23	904
3. Charlie Joiner, 1976-86	586
4. Kellen Winslow, 1979-87	541
5. LaDainian Tomlinson, 2001-09	530
6. Lance Alworth, 1962-70	493
7. Austin Ekeler, 2017-23	440
8. Gary Garrison, 1966-76	404
9. Ronnie Harmon, 1990-95	377
10. Anthony Miller, 1988-93	374

QUARTERBACK SACKS

1. Leslie O'Neal, 1986, 1988-95	105.5
2. Joey Bosa, 2016-24	70.0
3. Shaun Phillips, 2004-12	69.5
4. Gary Johnson, 1975-84	67.0
5. Lee Williams, 1984-90	65.5
6. Fred Dean, 1975-81	53.5
7. Melvin Ingram, 2012-20	49.0
8. Junior Seau, 1990-2002	47.0
9. Raylee Johnson, 1993-2003	46.0
10. Shawne Merriman, 2005-09	43.5
Leroy Jones, 1976-83	43.5

INTERCEPTIONS

1. Gill Byrd, 1983-92	42
2. Dick Harris, 1960-65	29
3. Rodney Harrison, 1994-2002	26
4. Kenny Graham, 1964-69	25
5. Mike Williams, 1975-82	24
6. Joe Beachamp, 1966-75	23
7. Quentin Jammer, 2002-12	21
Woodrowe Lowe, 1976-86	21
Bob Howard, 1967-74	21
Leslie "Speedy" Duncan, 1964-70	21

INTERCEPTION RETURN YARDS

1. Gill Byrd, 1983-92	546
2. Charlie McNeil, 1960-64	502
3. Kenny Graham, 1964-69	477
4. Joe Beachamp, 1966-75	433
5. Dick Harris, 1960-65	413
6. Rodney Harrison, 1994-2002	345
7. Woodrowe Lowe, 1976-86	343
8. Darren Carrington, 1991-94	337
9. Leslie "Speedy" Duncan, 1964-70	322
10. Glen Edwards, 1978-81	309

INTERCEPTION TOUCHDOWNS

1. Kenny Graham, 1964-69	5
Dick Harris, 1960-65	5
2. Woodrowe Lowe, 1976-86	4
4. Eric Weddle, 2007-13	3
Joe Beachamp, 1966-75	3
6. Desmond King, 2017-20	2
Shaun Phillips, 2004-12	2
Demorrio Williams, 2012	2
Antonio Cromartie, 2006-09	2
Clinton Hart, 2004-09	2
Donnie Edwards, 2002-06	2
Rodney Harrison, 1994-2002	2
Stanley Richard, 1991-94	2
Donald Frank, 1990-93	2
Gill Byrd, 1983-92	2
Gary Johnson, 1975-84	2
Leslie "Speedy" Duncan, 1964-70	2
Earl Faison, 1961-66	2
Charlie McNeil, 1960-64	2
Bob Laraba, 1960-61	2

TOUCHDOWNS SCORED

1. LaDainian Tomlinson, 2001-09	153
2. Antonio Gates, 2003-18	116
3. Lance Alworth, 1962-70	83
4. Austin Ekeler, 2017-23	69
5. Keenan Allen, 2013-23	60
6. Gary Garrison, 1966-76	58
7. Melvin Gordon, 2015-19	47
Charlie Joiner, 1976-86	47
9. Paul Lowe, 1960-68	46
10. Kellen Winslow, 1979-87	45
Chuck Muncie, 1980-84	45

POINTS SCORED

1. John Carney, 1990-2000.....	1,076
2. LaDainian Tomlinson, 2001-09.....	918
3. Nate Kaeding, 2004-12.....	889
4. Rolf Benirschke, 1977-86.....	766
5. Antonio Gates, 2003-18.....	700
6. Nick Novak, 2011-14, 17.....	503
7. Lance Alworth, 1962-70.....	500
8. Austin Ekeler, 2017-23.....	418
9. Dennis Pardee, 1968-75.....	380
10. Keenan Allen, 2013-23.....	364

FIELD GOALS

1. John Carney, 1990-2000.....	261
2. Nate Kaeding, 2004-12.....	180
3. Rolf Benirschke, 1977-86.....	146
4. Nick Novak, 2011-14, 17.....	110
5. Cameron Dicker, 2022-24.....	74
6. Dennis Pardee, 1968-75.....	71
7. Michael Badgley, 2018-20.....	52
8. Josh Lambo, 2015-16.....	52
9. George Blair, 1961-64.....	50
10. Steve Christie, 2001-03.....	42

FIELD GOAL ATTEMPTS

1. John Carney, 1990-2000.....	320
2. Rolf Benirschke, 1977-86.....	208
3. Nate Kaeding, 2004-12.....	207
4. Nick Novak, 2011-14, 17.....	130
5. Dennis Pardee, 1968-75.....	121
6. George Blair, 1961-64.....	80
7. Cameron Dicker, 2022-24.....	79
8. Ray Wersching, 1973-76.....	68
9. Michael Badgley, 2018-20.....	65
10. Josh Lambo, 2015-16.....	64

KICKOFF RETURN YARDS

1. Darren Sproles, 2005-10.....	6,469
2. Ronney Jenkins, 2000-02.....	3,997
3. Andre Coleman, 1994-96.....	3,914
4. Leslie "Speedy" Duncan, 1964-70.....	3,386
5. James Brooks, 1981-83.....	2,305
6. Kenny Bynum, 1997-2000.....	2,182
7. Lionel James, 1984-88.....	2,094
8. Nate Lewis, 1990-93.....	2,047
9. Artie Owens, 1976-79.....	1,998
10. Tim Dwight, 2001-04.....	1,876

KICKOFF RETURN TOUCHDOWNS

1. Andre Coleman, 1994-96.....	4
2. Ronney Jenkins, 2000-02.....	3
3. Darren Sproles, 2005-10.....	2
4. Anthony Miller, 1988-93.....	2
5. Andre Roberts, 2021.....	1
Micheal Spurlock, 2012.....	1
Tim Dwight, 2001-04.....	1
Richard Goodman, 2010-11.....	1
Rodney Harrison, 1994-2002.....	1
Nate Lewis, 1990-93.....	1
Jamie Holland, 1987-89.....	1
Gary Anderson, 1985-88.....	1
Keith Lincoln, 1960-66.....	1

KICKOFF RETURNS

1. Darren Sproles, 2005-10.....	258
2. Andre Coleman, 1994-96.....	166
3. Ronney Jenkins, 2000-02.....	165
4. Leslie "Speedy" Duncan, 1964-70.....	134
5. Kenny Bynum, 1997-2000.....	107
6. James Brooks, 1981-83.....	105
7. Lionel James, 1984-88.....	99
8. Nate Lewis, 1990-93.....	92
9. Artie Owens, 1976-79.....	88
10. Tim Dwight, 2001-04.....	80

PUNT RETURN YARDS

1. Mike Fuller, 1975-80.....	2,388
2. Leslie "Speedy" Duncan, 1964-70.....	1,651
3. Darrien Gordon, 1993-94, 96.....	1,407
4. Lionel James, 1984-88.....	1,193
5. Darren Sproles, 2005-10.....	935
6. Eric Parker, 2002-06.....	881
7. Derius Davis, 2023-24.....	575
8. James Brooks, 1981-83.....	565
9. Tim Dwight, 2001-04.....	508
10. Eric Metcalf, 1997.....	489

PUNT RETURN TOUCHDOWNS

1. Leslie "Speedy" Duncan, 1964-70.....	4
2. Eric Metcalf, 1997.....	3
Darrien Gordon, 1993-94, 96.....	3
4. Desmond King, 2017-20.....	2
Darren Sproles, 2005-10.....	2
Lionel James, 1984-88.....	2
Mike Fuller, 1975-80.....	2
Ron Smith, 1973.....	2
9. Derius Davis, 2023-24.....	1
Travis Benjamin, 2017-19.....	1
Micheal Spurlock, 2012.....	1
Tim Dwight, 2001-04.....	1
Andre Coleman, 1994-96.....	1
Nate Lewis, 1990-93.....	1
Kitrick Taylor, 1990-91.....	1
Keith Lincoln, 1961-68.....	1

PUNT RETURNS

1. Mike Fuller, 1975-80.....	212
2. Leslie "Speedy" Duncan, 1964-70.....	138
3. Lionel James, 1984-88.....	124
4. Darren Sproles, 2005-10.....	114
5. Eric Parker, 2002-06.....	105
6. Darrien Gordon, 1993-94, 96.....	103
7. James Brooks, 1981-83.....	52
8. Tim Dwight, 2001-04.....	46
9. Desmond King, 2017-20.....	45
Eric Metcalf, 1997.....	45

SEASONS

1. David Binn, 1994-2010.....	17
2. Philip Rivers, 2004-16.....	16
Antonio Gates, 2003-18.....	16
3. Dan Fouts, 1973-87.....	15
Russ Washington, 1968-82.....	15
6. Doug Wilkerson, 1971-84.....	14
Don Macek, 1976-89.....	14
8. Mike Scifres, 2003-15.....	13
Junior Seau, 1990-2002.....	13
10. Jamal Williams, 1998-2009.....	12

GAMES PLAYED

1. David Binn, 1994-2010.....	256
2. Antonio Gates, 2003-18.....	236
3. Philip Rivers, 2004-19.....	228
4. Junior Seau, 1990-2002.....	200
Russ Washington, 1968-82.....	200
6. Mike Scifres, 2003-15.....	195
Doug Wilkerson, 1971-84.....	195
8. Dan Fouts, 1973-87.....	181
9. Quentin Jammer, 2002-12.....	172
10. Charlie Joiner, 1976-86.....	164
Woodrow Lowe, 1976-86.....	164

SINGLE-SEASON TOP-10

RUSHING YARDS

1.	LaDainian Tomlinson, 2006	1,815
2.	LaDainian Tomlinson, 2002	1,683
3.	LaDainian Tomlinson, 2003	1,645
4.	LaDainian Tomlinson, 2007	1,474
5.	LaDainian Tomlinson, 2005	1,462
6.	Natrone Means, 1994	1,350
7.	LaDainian Tomlinson, 2004	1,335
8.	Ryan Mathews, 2013	1,255
9.	LaDainian Tomlinson, 2001	1,236
10.	Marion Butts, 1990	1,225

RUSHING TOUCHDOWNS

1.	LaDainian Tomlinson, 2006	28
2.	Chuck Muncie, 1981	19
3.	LaDainian Tomlinson, 2005	18
4.	LaDainian Tomlinson, 2004	17
5.	LaDainian Tomlinson, 2007	15
6.	LaDainian Tomlinson, 2002	14
7.	Austin Ekeler, 2022	13
	LaDainian Tomlinson, 2003	13
8.	Austin Ekeler, 2021	12
	LaDainian Tomlinson, 2009	12
	Natrone Means, 1994	12
	Chuck Muncie, 1983	12
	Clarence Williams, 1979	12

RUSHING ATTEMPTS

1.	LaDainian Tomlinson, 2002	372
2.	LaDainian Tomlinson, 2006	348
3.	Natrone Means, 1994	343
4.	LaDainian Tomlinson, 2005	339
	LaDainian Tomlinson, 2004	339
	LaDainian Tomlinson, 2001	339
7.	LaDainian Tomlinson, 2007	315
8.	LaDainian Tomlinson, 2003	313
9.	Earnest Jackson, 1984	296
10.	LaDainian Tomlinson, 2008	292

TOTAL YARDS FROM SCRIMMAGE

1.	LaDainian Tomlinson, 2003	2,370
2.	LaDainian Tomlinson, 2006	2,323
3.	LaDainian Tomlinson, 2002	2,172
4.	LaDainian Tomlinson, 2007	1,949
5.	LaDainian Tomlinson, 2005	1,832
6.	LaDainian Tomlinson, 2004	1,776
7.	Austin Ekeler, 2022	1,637
8.	LaDainian Tomlinson, 2001	1,603
9.	Lance Alworth, 1965	1,590
10.	Natrone Means, 1994	1,585

PASSING YARDS

1.	Justin Herbert, 2021	5,014
2.	Dan Fouts, 1981	4,802
3.	Philip Rivers, 2015	4,792
4.	Justin Herbert, 2022	4,739
5.	Dan Fouts, 1980	4,715
6.	Philip Rivers, 2010	4,710
7.	Philip Rivers, 2011	4,624
8.	Philip Rivers, 2019	4,615
9.	Philip Rivers, 2017	4,515
10.	Philip Rivers, 2013	4,478

TOUCHDOWN PASSES

1.	Justin Herbert, 2021	38
2.	Philip Rivers, 2008	34
	Philip Rivers, 2016	33
	Dan Fouts, 1981	33
5.	Philip Rivers, 2018	32
	Philip Rivers, 2013	32
7.	Justin Herbert, 2020	31
	Philip Rivers, 2014	31
9.	Philip Rivers, 2010	30
	Dan Fouts, 1980	30

PASS ATTEMPTS

1.	Justin Herbert, 2022	699
2.	Justin Herbert, 2021	672
3.	Philip Rivers, 2015	661
4.	Dan Fouts, 1981	609
5.	Justin Herbert, 2020	595
6.	Philip Rivers, 2019	591
7.	Dan Fouts, 1980	589
8.	Philip Rivers, 2011	582
9.	Philip Rivers, 2016	578
10.	Philip Rivers, 2017	575

PASS COMPLETIONS

1.	Justin Herbert, 2022	477
2.	Justin Herbert, 2021	443
3.	Philip Rivers, 2015	437
4.	Justin Herbert, 2020	396
5.	Philip Rivers, 2019	390
6.	Philip Rivers, 2014	379
7.	Philip Rivers, 2013	378
8.	Philip Rivers, 2011	366
9.	Dan Fouts, 1981	360
	Philip Rivers, 2017	360

PASSES INTERCEPTED

1.	John Hadl, 1968	32
2.	John Hadl, 1972	26
3.	John Hadl, 1971	25
	Jack Kemp, 1960	25
5.	Dan Fouts, 1980	24
	Dan Fouts, 1979	24
	John Hadl, 1962	24
8.	Dan Fouts, 1986	22
	John Hadl, 1967	22
	Jack Kemp, 1961	22

RECEIVING YARDS

1.	Lance Alworth, 1965	1,602
2.	Keenan Allen, 2017	1,393
3.	Lance Alworth, 1966	1,383
4.	John Jefferson, 1980	1,340
5.	Lance Alworth, 1968	1,312
6.	Kellen Winslow, 1980	1,290
7.	Anthony Miller, 1989	1,252
8.	Keenan Allen, 2023	1,243
9.	Lance Alworth, 1964	1,235
10.	Tony Martin, 1995	1,224

RECEIVING TOUCHDOWNS

1.	Tony Martin, 1996	14
	Lance Alworth, 1965	14
3.	Antonio Gates, 2004	13
	John Jefferson, 1980	13
	John Jefferson, 1978	13
	Lance Alworth, 1966	13
	Lance Alworth, 1964	13
8.	Antonio Gates, 2014	12
	Gary Garrison, 1970	12
10.	Lance Alworth, 1963	11

RECEPTIONS

1.	Keenan Allen, 2023	108
2.	Austin Ekeler, 2022	107
3.	Keenan Allen, 2021	106
4.	Keenan Allen, 2019	104
5.	Keenan Allen, 2017	102
6.	Keenan Allen, 2020	100
	LaDainian Tomlinson, 2003	100
8.	Keenan Allen, 2018	97
9.	Austin Ekeler, 2019	92
10.	Tony Martin, 1995	90

QUARTERBACK SACKS (since 1982)

1.	Khalil Mack, 2023	17.0
	Shawne Merriman, 2006	17.0
	Leslie O'Neal, 1992	17.0
4.	Lee Williams, 1986	15.0
5.	Lee Williams, 1989	14.0
6.	Leslie O'Neal, 1990	13.5
7.	Marcellus Wiley, 2001	13.0
8.	Joey Bosa, 2017	12.5
	Shawne Merriman, 2007	12.5
	Leslie O'Neal, 1995	12.5
	Leslie O'Neal, 1994	12.5
	Leslie O'Neal, 1989	12.5
	Leslie O'Neal, 1986	12.5

INTERCEPTIONS

1.	Antonio Cromartie, 2007	10
2.	Charlie McNeil, 1961	9
3.	Ryan McNeil, 2001	8
	Dick Harris, 1963	8
	Claude Gibson, 1962	8
	Bob Zeman, 1961	8
7.	Casey Hayward, 2016	7
	Eric Weddle, 2011	7
	Darren Carrington, 1993	7
	Gill Byrd, 1990	7
	Gill Byrd, 1989	7
	Gill Byrd, 1988	7
	Danny Walters, 1983	7
	Bryant Salter, 1972	7
	Jim Hill, 1969	7
	Leslie "Speedy" Duncan, 1966	7
	Bud Whitehead, 1965	7
	Dick Harris, 1961	7

INTERCEPTION RETURN YARDS

1.	Charlie McNeil, 1961	349
2.	Stanley Richard, 1994	224
3.	Vencie Glenn, 1987	166
4.	Gill Byrd, 1984	157
5.	Jeff Dale, 1986	153
6.	Darren Carrington, 1992	152
7.	Bob Laraba, 1961	151
8.	Woodrow Lowe, 1979	150
9.	Antonio Cromartie, 2007	144
10.	Dick Harris, 1961	140

INTERCEPTION TOUCHDOWNS

1.	Dick Harris, 1961	3
2.	Demorrio Williams, 2012	2
	Clinton Hart, 2005	2
	Stanley Richard, 1994	2
	Gill Byrd, 1984	2
	Woodrow Lowe, 1979	2
	Kenny Graham, 1969	2
	Joe Beauchamp, 1968	2
	Bob Laraba, 1961	2
	Charlie McNeil, 1961	2

TOUCHDOWNS SCORED

1.	LaDainian Tomlinson, 2006	31
2.	Austin Ekeler, 2021	20
	LaDainian Tomlinson, 2005	20
4.	Chuck Muncie, 1981	19
5.	Austin Ekeler, 2022	18
	LaDainian Tomlinson, 2007	18
	LaDainian Tomlinson, 2004	18
8.	LaDainian Tomlinson, 2003	17
9.	LaDainian Tomlinson, 2002	15
	Lance Alworth, 1964	15

POINTS SCORED

1. LaDainian Tomlinson, 2006	186
2. Nate Kaeding, 2009	146
3. Nick Novak, 2013	144
4. Nate Kaeding, 2006	136
5. John Carney, 1994	135
6. Cameron Dicker, 2023	128
7. Nate Kaeding, 2008	127
8. Austin Ekeler, 2021	124
John Carney, 1993	124
10. Nick Novak, 2011	122

FIELD GOALS

1. Nick Novak, 2013	34
John Carney, 1994	34
3. Nate Kaeding, 2009	32
4. Cameron Dicker, 2023	31
John Carney, 1999	31
John Carney, 1993	31
7. John Carney, 1996	29
8. Nick Novak, 2011	27
Nate Kaeding, 2008	27
10. Josh Lambo, 2016	26
Josh Lambo, 2015	26
Nate Kaeding, 2006	26
John Carney, 1998	26
John Carney, 1992	26

FIELD GOAL ATTEMPTS

1. John Carney, 1993	40
2. John Carney, 1994	38
3. Nick Novak, 2013	37
4. John Carney, 1999	36
John Carney, 1996	36
Rolf Benirschke, 1980	36
7. Nate Kaeding, 2009	35
8. Nick Novak, 2011	34
9. Cameron Dicker, 2023	33
Michael Badgley, 2020	33
10. Josh Lambo, 2016	32
Josh Lambo, 2015	32
Nate Kaeding, 2008	32
Wade Richey, 2001	32
John Carney, 1992	32
Dennis ParTEE, 1968	32

KICKOFF RETURN YARDS

1. Ronney Jenkins, 2001	1,541
2. Ronney Jenkins, 2000	1,531
3. Darren Sproles, 2005	1,528
4. Andre Coleman, 1995	1,411
5. Darren Sproles, 2008	1,376
6. Darren Sproles, 2009	1,300
7. Andre Coleman, 1994	1,293
8. Darren Sproles, 2010	1,257
9. Tim Dwight, 2004	1,222
10. Andre Coleman, 1996	1,210

KICKOFF RETURN TOUCHDOWNS

1. Ronney Jenkins, 2001	2
Andre Coleman, 1995	2
Andre Coleman, 1994	2
4. Andre Roberts, 2021	1
Micheal Spurlock, 2012	1
Richard Goodman, 2011	1
Darren Sproles, 2008	1
Darren Sproles, 2007	1
Tim Dwight, 2004	1
Ronney Jenkins, 2000	1
Rodney Harrison, 1997	1
Nate Lewis, 1991	1
Anthony Miller, 1989	1
Jamie Holland, 1988	1
Anthony Miller, 1988	1
Gary Anderson, 1985	1
Keith Lincoln, 1962	1

KICKOFF RETURNS

1. Ronney Jenkins, 2000	67
2. Darren Sproles, 2005	63
3. Andre Coleman, 1995	62
4. Ronney Jenkins, 2001	58
5. Andre Coleman, 1996	55
6. Darren Sproles, 2009	54
7. Darren Sproles, 2008	53
8. Darren Sproles, 2010	51
9. Tim Dwight, 2004	50
Leon Johnson, 2003	50

PUNT RETURN YARDS

1. Darrien Gordon, 1996	537
2. Eric Metcalf, 1997	489
3. Darrien Gordon, 1994	475
4. Leslie "Speedy" Duncan, 1965	464
5. Mike Fuller, 1979	448
6. Mike Fuller, 1978	436
Mike Fuller, 1976	436
8. Leslie "Speedy" Duncan, 1967	434
9. Mike Fuller, 1975	410
10. Lionel James, 1987	400

PUNT RETURN TOUCHDOWNS

1. Eric Metcalf, 1997	3
2. Darrien Gordon, 1994	2
Ron Smith, 1973	2
Leslie "Speedy" Duncan, 1965	2
5. Derius Davis, 2023	1
Desmond King, 2019	1
Desmond King, 2018	1
Travis Benjamin, 2017	1
Micheal Spurlock, 2012	1
Darren Sproles, 2009	1
Darren Sproles, 2007	1
Tim Dwight, 2001	1
Darrien Gordon, 1996	1
Andre Coleman, 1995	1
Nate Lewis, 1990	1
Kitrick Taylor, 1990	1
Lionel James, 1987	1
Lionel James, 1984	1
Mike Fuller, 1977	1
Mike Fuller, 1975	1
Leslie "Speedy" Duncan, 1968	1
Leslie "Speedy" Duncan, 1966	1
Keith Lincoln, 1961	1

PUNT RETURNS

1. Mike Fuller, 1979	46
2. Eric Metcalf, 1997	45
3. Mike Fuller, 1978	39
4. Eric Parker, 2006	37
5. Darrien Gordon, 1996	36
Darrien Gordon, 1994	36
Mike Fuller, 1975	36
Leslie "Speedy" Duncan, 1967	36
9. Mike Fuller, 1976	33
10. Latario Rachal, 1998	32
Lionel James, 1987	32

CHARGERS AND OPPONENT 10 LONGEST

RUNS FROM SCRIMMAGE

CHARGERS

- 87t Melvin Gordon, Oct. 29, 2017 at New England
- Paul Lowe, Sept. 10, 1961 at Dallas Texans
- 86t Keith Lincoln, Sept. 30, 1962 at Oakland
- 85t LaDainian Tomlinson, Dec. 17, 2006 vs. K.C.
- 83t Michael Turner, Dec. 18, 2005 at Indianapolis
- 80t Brad Hubbert, Dec. 24, 1967 vs. N.Y. Jets
- 76t Keith Lincoln, Oct. 20, 1963 at Kansas City
- 76 LaDainian Tomlinson, Dec. 1, 2002 vs. Den.
- 75 Justin Jackson, Oct. 31, 2021 vs. New England
- 74t Michael Turner, Oct. 7, 2007 at Denver

OPPONENT

- 90t Colin Kaepernick, Dec. 20, 2014 at S.F.
- 89t Kenny King, Oct. 12, 1980 at Oakland
- 84t Damien Williams, Dec. 29, 2019 at K.C.
- 81 Billy Sims, Sept. 30, 1984 vs. Detroit
- 77 Napoleon Kaufman, Sept. 22, 1996 at Oak.
- 75t David Montgomery, Nov. 12, 2023 vs. Detroit
- Dameon Pierce, Oct. 2, 2022 at Houston
- 74t Kenneth Walker III, Oct. 23, 2022 vs. Seattle
- Jack Spikes, Sept. 10, 1961 at Dallas Texans
- 71t Corey Dillon, Nov. 2, 1997 at Cincinnati

PASS COMPLETIONS

CHARGERS

- 99t S.Humphries to T.Martin, Sept. 18, 1994 at Sea.
- 91t J.Kemp to K.Lincoln, Nov. 12, 1961 at Denver
- 88t E.Luther to B.Duckworth, Dec. 3, 1984 vs. Chi.
- 85t J.Hadl to L.Alworth, Oct. 17, 1965 at Boston
- T.Rote to L.Alworth, Oct. 6, 1963 at Denver
- 84t P.Rivers to A.Ekeler, Dec. 8, 2019 at Jax.
- J.Hadl to G.Garrison, Oct. 5, 1968 at N.Y. Jets
- 83t R.Leaf to J.Graham, Nov. 19, 2000 at Denver
- 82t T.Rote to L.Alworth, Dec. 6, 1964 vs. N.Y. Jets
- 81t P.Rivers to D.Sproles, Sept. 20, 2009 vs. Bal.
- D.Fouts to C.Joiner, Oct. 17, 1976 vs. Hou. Oilers

OPPONENT

- 99t T.Green to M.Boerigter, Dec. 22, 2002 at K.C.
- 98t J.Lee to W.Dewveall, Nov. 25, 1962 at Hou. Oilers
- 96t J.Montana to J.Rice, Nov. 27, 1988 vs. S.F.
- 93t C.Morton to S.Watson, Sept. 27, 1981 at Denver
- 90t S.DeBerg to J.Birden, Nov. 18, 1990 at K.C.
- C.Davidson to D.Dorsey, Dec. 2, 1962 vs. Oak.
- 89t N.O'Donnell to D.Stone, Sept. 1, 1991 at Pit.
- 87t D.Carr to A.Cooper, Dec. 31, 2017 vs. Oak.
- J.Namath to D.Maynard, Nov. 24, 1968 vs. N.Y. Jets
- F.Tripucka to A.Frazier, Nov. 12, 1961 at Den.

FIELD GOALS

CHARGERS

- 59 Cameron Dicker, Oct. 21, 2024 at Arizona
- Michael Badgley, Dec. 9, 2018 vs. Cincinnati
- 57 Nate Kaeding, Dec. 21, 2008 at Tampa Bay
- 55 Cameron Dicker, Nov. 6, 2023 at N.Y. Jets
- Cameron Dicker, Oct. 22, 2023 at Kansas City
- Nate Kaeding, Nov. 29, 2009 vs. Kansas City
- 54 Josh Lambo, Oct. 12, 2015 vs. Pittsburgh
- Nate Kaeding, Oct. 1, 2006 at Baltimore
- John Carney, Sept. 17, 2000 at Kansas City
- John Carney, Sept. 6, 1998 vs. Buffalo
- John Carney, Nov. 10, 1991 vs. Seattle

OPPONENT

- 61 Brandon McManus, Jan. 2, 2022 vs. Denver
- 58 Harrison Butker, Sept. 20, 2020 vs. K.C. (OT)
- Harrison Butker, Sept. 20, 2020 vs. K.C. (OT)
- Dan Miller, Dec. 26, 1982 vs. Baltimore Colts
- 56 Greg Zuerlein, Sept. 19, 2021 vs. Dallas
- Justin Tucker, Dec. 22, 2018 vs. Baltimore
- Sebastian Janikowski, Oct. 9, 2016 at Oakland
- 55 Jason Sanders, Dec. 11, 2022 vs. Miami
- Daniel Carlson, Dec. 4, 2022 at Las Vegas
- Daniel Carlson, Sept. 11, 2022 vs. Las Vegas
- Jason Elam, Nov. 7, 1999 vs. Denver
- Gary Anderson, Nov. 25, 1984 at Pittsburgh
- George Blanda, Dec. 3, 1961 vs. Houston Oilers

PUNTS

CHARGERS

- 83 JK Scott, Dec. 10, 2023 vs. Denver
- 82 Paul Maguire, Nov. 19, 1961 vs. Dallas Texans
- 73 Dennis Pardee, Oct. 17, 1971 at Denver
- 72 Mike Scifres, Sept. 21, 2014 at Buffalo
- 71 Mike Scifres, Nov. 10, 2011 vs. Oakland
- Mike Scifres, Oct. 1, 2006 at Baltimore
- Mike Scifres, Dec. 4, 2005 vs. Oakland
- Maury Buford, Sept. 12, 1982 at Denver
- John Hadl, Nov. 8, 1964 at Denver
- 70 Mike Scifres, Nov. 25, 2007 vs. Baltimore

OPPONENT

- 81 Dustin Colquitt, Dec. 2, 2007 at Kansas City
- 79 Drew Butler, Dec. 9, 2012 at Pittsburgh
- 77 Greg Montgomery, Sept. 19, 1993 vs. Hou. Oilers
- 75 Kevin Huber, Dec. 1, 2013 vs. Cincinnati
- 74 Tommy Townsend, Sept. 15, 2022 at Kansas City
- Bob Grupp, Nov. 4, 1979 at Kansas City
- 73 Shane Lechler, Sept. 28, 2003 vs. Oakland
- 72 Ryan Plackemeier, Dec. 24, 2006 at Seattle
- Chris Gardocki, Oct. 26, 1997 vs. Indianapolis
- Bob Scarpitto, Oct. 22, 1967 at Denver
- Jerrel Wilson, Sept. 29, 1963 vs. Kansas City

INTERCEPTION RETURNS

CHARGERS

- 103t Vencie Glenn, Nov. 29, 1987 vs. Denver
- 102t Donald Frank, Oct. 31, 1993 at L.A. Raiders
- 100t Leslie "Speedy" Duncan, Oct. 15, 1967 vs. K.C.
- 99t Shaun Gayle, Dec. 23, 1995 at N.Y. Giants
- Stanley Richard, Sept. 4, 1994 at Denver
- Gill Byrd, Oct. 4, 1984 at Kansas City
- 90t Desmond King, Nov. 23, 2017 at Dallas
- Jahleel Addae, Jan. 1, 2017 vs. Kansas City
- 86 Trevor Williams, Sept. 30, 2018 vs. S.F.
- 83t Willie Clark, Sept. 22, 1996 at Oakland

OPPONENT

- 102t Louis Breedon, Nov. 8, 1981 vs. Cincinnati
- 99t Jaylen Watson, Sept. 15, 2022 at Kansas City
- Janoris Jenkins, Nov. 23, 2014 vs. St. Louis
- Kevin Ross, Sept. 6, 1992 vs. Kansas City
- 96t Ray Griffin, Nov. 11, 1979 at Cincinnati
- Bashaud Breeland, Dec. 10, 2017 vs. Was.
- 91t Chad Greenway, Sept. 27, 2015 at Minnesota
- Fred Williamson, Sept. 30, 1962 at Oakland
- 90t Leroy Butler, Sept. 15, 1996 at Green Bay
- Deion Sanders, Dec. 11, 1994 vs. S.F.
- 87t Mark McMillian, Dec. 14, 1997 vs. K.C.

KICKOFF RETURNS

CHARGERS

- 105t Richard Goodman, Jan. 1, 2012 at Oakland
- 103t Darren Sproles, Sept. 14, 2008 at Denver
- Keith Lincoln, Sept. 16, 1962 vs. Titans of N.Y.
- 101t Andre Roberts, Jan. 2, 2022 vs. Denver
- 99t Micheal Spurlock, Dec. 30, 2012 vs. Oakland
- 98t Gary Anderson, Nov. 17, 1985 at Denver
- 95t Nate Lewis, Nov. 17, 1991 vs. New Orleans
- 94t Jamie Holland, Dec. 18, 1988 vs. Kansas City
- 93t Ronney Jenkins, Nov. 18, 2001 at Oakland
- Ronney Jenkins, Sept. 10, 2000 vs. N.O.
- Anthony Miller, Nov. 20, 1988 at L.A. Rams

OPPONENT

- 104t Mecole Hardman, Dec. 29, 2019 at K.C.
- Ira Mathews, Oct. 25, 1979 at Oakland
- 103t Percy Harvin, Sept. 11, 2011 vs. Minnesota
- 101t Leon Washington, Sept. 26, 2010 at Seattle
- Brian Mitchell, Dec. 6, 1998 at Washington
- 99t Leon Washington, Sept. 26, 2010 at Seattle
- Byron Hanspard, Dec. 7, 1997 vs. Atlanta
- 98t Will Blackwell, Dec. 24, 2000 vs. Pittsburgh
- 97t Cassius Vaughn, Jan. 2, 2011 at Denver
- Tim Brown, Sept. 4, 1988 at L.A. Raiders

PUNT RETURNS

CHARGERS

95t Leslie "Speedy" Duncan, Nov. 24, 1968 vs. NYJ
90t Darrien Gordon, Sept. 25, 1994 at L.A. Raiders
88t Andre Coleman, Sept. 17, 1995 at Philadelphia
Mike Fuller, Oct. 9, 1977 at New Orleans
87t Derius Davis, Nov. 6, 2023 at N.Y. Jets
85t Eric Metcalf, Nov. 2, 1997 at Cincinnati
84t Tim Dwight, Sept. 9, 2001 vs. Washington
Ron Smith, Nov. 18, 1973 vs. New Orleans
83t Eric Metcalf, Nov. 30, 1997 vs. Denver
82t Paul Lowe, Oct. 7, 1961 at Boston

OPPONENT

95t Tyreek Hill, Jan. 1, 2017 vs. Kansas City
94t Dexter McCluster, Sept. 13, 2010 at K.C.
92t Rick Upchurch, Oct. 3, 1976 at Denver
91t Tyreek Hill, Sept. 9, 2018 vs. Kansas City
86t Tamarick Vanover, Oct. 9, 1995 at Kansas City
82t George Atkinson, Oct. 13, 1968 at Oakland
82 Ray Buchanan, Nov. 3, 1996 at Indianapolis
81 Dennis Northcutt, Nov. 5, 2006 vs. Cleveland
80t Phillip Buchanon, Dec. 28, 2003 vs. Oakland
79t Lemar Parrish, Dec. 6, 1970 vs. Cincinnati

FUMBLE RETURNS

CHARGERS

86t Eric Weddle, Nov. 30, 2008 vs. Atlanta
82t Donnie Edwards, Nov. 10, 2002 at St. Louis
81t Vencie Glenn, Oct. 22, 1989 vs. N.Y. Giants
79t Marlon McCree, Oct. 29, 2006 vs. St. Louis
78t Paul Bradford, Nov. 23, 1997 at San Francisco
75t Keith Browner (25 yds.) lateral to
Sam Seale(50 yds.), Nov. 20, 1988
at L.A. Rams
61t Tevaughn Campbell, Dec. 5, 2021 at Cincinnati
Caraun Reid, Sept. 25, 2016 at Indianapolis
58t Rick Redman, Oct. 2, 1966 vs. Miami
53t Darrell Stuckey, Dec. 7, 2014 vs. New England
53 Henry Rolling, Oct. 6, 1991 at L.A. Raiders

OPPONENT

97t Mike Edwards, Jan. 7, 2024 vs. Kansas City
68 A.J. Duhe, Oct. 15, 1978 vs. Miami
65t Tony Carter, Oct. 15, 2012 vs. Denver
64t Tyvon Branch, Oct. 10, 2010 at Oakland
63t Joey Browner, Sept. 2, 1984 at Minnesota
63 Rob Ninkovich, Oct. 24, 2010 vs. N.E.
62 Carlton Gray, Oct. 27, 1996 at Seattle
59t George Atkinson, Nov. 25, 1973 at Oakland
57t Tyreek Hill, Dec. 11, 2022 vs. Miami
56t Ifeadi Odenigbo, Dec. 15, 2019 vs. Minnesota

BLOCKED PUNT RETURNS

CHARGERS

35t Bob Zeman, Oct. 7, 1961 at Boston
21t Derrie Nelson, Nov. 13, 1983 vs. Dallas
19 Pete Lazetich, Sept. 24, 1972 vs. Denver
5 Gene Selawski, Oct. 22, 1961 at Oakland
4 Wayne Davis, Nov. 17, 1985 at Denver
3 Steve Heiden, Dec. 17, 2000 at Carolina
0t Jacob Hester, Oct. 25, 2009 at Kansas City
Darryll Lewis, Sept. 26, 1999 vs. Indianapolis
0s Carlos Polk, Sept. 22, 2002 at Arizona
0 Corey Lynch, Sept. 10, 2012 at Oakland

OPPONENT

37t Frank Warren, Nov. 17, 1991 vs. New Orleans
29t Adam Hayward, Nov. 11, 2012 at Tampa Bay
16 Randy McClanahan, Sept. 18, 1977 at Oak.
15 Walt Landers, Sept. 24, 1978 vs. Green Bay
14 Glen Cadrez, Oct. 13, 2002 vs. Kansas City
9 Tyrone Braxton, Oct. 2, 1988 vs. Denver
5t Hiram Eugene, Oct. 10, 2010 at Oakland
2t Jerry Robinson, Nov. 20, 1986 vs. L.A. Raiders
0s Nick Schommer, Oct. 31, 2010 vs. Tennessee
Rock Cartwright, Oct. 10, 2010 at Oakland

BLOCKED FIELD GOAL RETURNS

CHARGERS

72t Leslie "Speedy" Duncan, Nov. 23, 1967 vs. Den.
35 Tom Day, Oct. 15, 1967 vs. Kansas City
28 Jim Tolbert, Nov. 15, 1971 vs. St. Louis
27 Kenny Graham, Nov. 15, 1964 at Kansas City
25 Jeff Staggs, Oct. 25, 1970 vs. Houston Oilers

OPPONENT

66 Tommy Casanova, Sept. 22, 1974 at Cin.
65t Matt Ware, Oct. 23, 2005 at Philadelphia
60 Louis Wright, Nov. 17, 1985 at Denver
54t Doug Evans, Dec. 17, 2000 at Carolina
44t Devin McCourty, Dec. 6, 2020 vs. N.E.
42t Ray McElroy, Oct. 26, 1997 vs. Indianapolis
28 John Barmlett, Nov. 27, 1966 vs. Denver
17 Charlie West, Dec. 5, 1971 vs. Minnesota
Mike Statton, Oct. 1, 1967 vs. Buffalo
16 Daniel Thomas, Oct. 25, 2020 vs. Jax.
Fletcher Smith, Oct. 15, 1967 vs. Kansas City

MISSED FIELD GOAL RETURNS

CHARGERS

109t Antonio Cromartie, Nov. 4, 2007 at Min.

INDIVIDUAL POSTSEASON RECORDS

*NFL Record

SCORING

Most Points, Career

- 42 Nate Kaeding, 2004-09
- 37 Rolf Benirschke, 1977-86
- 30 John Carney, 1990-2000

Most Points, Game

- 15 Michael Badgley, AFC Wild Card, Jan. 6, 2019, at Baltimore
- 12 (10x) Last: Cameron Dicker and Austin Ekeler, AFC Wild Card, Jan. 14, 2023 at Jax.
- 11 Rolf Benirschke, AFC Divisional, Jan. 2, 1982 at Miami

Most Touchdowns, Career

- 4 Darren Sproles, 2005-09
- LaDainian Tomlinson, 2001-09
- Kellen Winslow, 1979-87
- Charlie Joiner, 1976-86
- 3 (4x) Last: Keenan Allen, 2013-22
- 2 (8x) Last: Austin Ekeler, 2017-22

Most Touchdowns, Game

- 2 (8x) Last: Austin Ekeler, AFC Wild Card Jan. 14, 2023 at Jacksonville
- 1 (53x) Last: Gerald Everett, AFC Wild Card Jan. 14, 2023 at Jacksonville

Most Points After Touchdown, Career

- 18 Nate Kaeding, 2004-09
- 16 Rolf Benirschke, 1977-86
- 9 John Carney, 1990-2000

Most Points After Touchdown, Game

- 6 George Blair, AFL Championship, Jan. 5, 1964 vs. Boston
- 5 Rolf Benirschke, AFC Divisional, Jan. 2, 1982 at Miami
- 4 (2x) Last: Nate Kaeding, AFC Divisional, Jan. 13, 2008 at Indianapolis

Most Two-Point Conversions, Game

- 1 (4x) Last: Keenan Allen, AFC Divisional, Jan. 13, 2019 at New England

FIELD GOALS

Most, Career

- 8 Nate Kaeding, 2004-09
- 7 John Carney, 1990-2000
- Rolf Benirschke, 1977-86
- 5 Michael Badgley, 2018-20

Most, Game

- 5 Michael Badgley, AFC Wild Card, Jan. 6, 2019 at Baltimore
- 4 Nate Kaeding, AFC Championship, Jan. 20, 2008 at New England
- 3 Cameron Dicker, AFC Wild Card, Jan. 14, 2023 at Jacksonville
- Ben Agajanian, AFL Championship, Jan. 1, 1961 vs. Houston Oilers

Longest

- 54 John Carney, AFC Wild Card, Dec. 31, 1995 vs. Indianapolis
- 53 Michael Badgley, AFC Wild Card, Jan. 6, 2019 at Baltimore
- 50 Cameron Dicker, AFC Wild Card, Jan. 14, 2023 at Jacksonville

RUSHING

Most Attempts, Career

- 110 Chuck Muncie, 1980-84
- 96 LaDainian Tomlinson, 2001-09
- 63 Natrone Means, 1993-95, 98-99

Most Attempts, Game

- 26 LaDainian Tomlinson, AFC Wild Card, Jan. 8, 2005 vs. New York Jets
- 25 Chuck Muncie, AFC First Round, Jan. 9, 1983 at Pittsburgh
- 24 Natrone Means, AFC Divisional, Jan. 8, 1995 vs. Miami
- Chuck Muncie, AFC Divisional, Jan. 2, 1982 at Miami

Most Yards, Career

- 516 Chuck Muncie, 1980-84
- 380 Paul Lowe, 1960-68
- 327 LaDainian Tomlinson, 2001-09

Most Yards, Game

- 206 Keith Lincoln, AFL Championship, Jan. 5, 1964 vs. Boston
- 165 Paul Lowe, AFL Championship, Jan. 1, 1961 at Houston Oilers
- 139 Natrone Means, AFC Divisional, Jan. 8, 1995 vs. Miami

Most Touchdowns, Career

- 4 LaDainian Tomlinson, 2001-09
- 3 Chuck Muncie, 1980-84
- 2 (6x) Last: Austin Ekeler, 2017-22

Most Touchdowns, Game

- 2 Austin Ekeler, AFC Wild Card, Jan. 14, 2023 at Jacksonville
- Darren Sproles, AFC Wild Card, Jan. 3, 2009 vs. Indianapolis
- LaDainian Tomlinson, AFC Divisional, Jan. 14, 2007 vs. New England
- 1 (24x) Last: Melvin Gordon, AFC Divisional, Jan. 13, 2019 at New England

Longest Run

- 67t Keith Lincoln, AFL Championship, Jan. 5, 1964 vs. Boston
- 58t Ronnie Brown, AFC Wild Card, Jan. 5, 2014 at Cincinnati
- Paul Lowe, AFL Championship, Jan. 5, 1964 vs. Boston
- 56t Keith Lincoln, AFL Championship, Jan. 5, 1964 vs. Boston

PASSING

Most Attempts, Career

- 355 Philip Rivers 2004-19
- 286 Dan Fouts 1973-87
- 228 Stan Humphries 1992-97

Most Completions, Career

- 211 Philip Rivers, 2004-19
- 159 Dan Fouts, 1973-1987
- 118 Stan Humphries, 1992-97

Highest Completion Pct., Career (min. 40 att.)

- 73.8 Drew Brees, 2001-04
- 59.4 Philip Rivers, 2004-19
- 58.1 Justin Herbert, 2020-22

Most Attempts, Game

- 53 Dan Fouts, AFC Divisional, Jan. 2, 1982 at Miami (OT)
- 51 Philip Rivers, AFC Divisional, Jan. 13, 2019 at New England
- 49 Stan Humphries, Super Bowl XXIX, Jan. 29, 1995 vs. San Francisco

Most Completions, Game

- 33 Dan Fouts, AFC Divisional, Jan. 2, 1982 at Miami (OT)
- 31 Drew Brees, AFC Wild Card, Jan. 8, 2005 vs. New York Jets
- 28 Stan Humphries, AFC Wild Card, Dec. 31, 1995 vs. Indianapolis

Highest Completion Pct, Game (min. 10 att.)

- 75.0 Philip Rivers, AFC Wild Card, Jan. 5, 2014 at Cincinnati
- 73.8 Drew Brees, AFC Wild Card, Jan. 8, 2005 vs. New York Jets
- 73.7 Philip Rivers, AFC Divisional, Jan. 13, 2008 at Indianapolis

Most Yards, Career

- 2,656 Philip Rivers, 2004-19
- 2,125 Dan Fouts, 1973-87
- 1,347 Stan Humphries, 1992-97

Most Yards, Game

- 433 Dan Fouts, AFC Divisional, Jan. 2, 1982 at Miami (OT)
- 336 Dan Fouts, AFC Championship, Jan. 11, 1981 vs. Oakland
- 333 Dan Fouts, AFC First Round, Jan. 9, 1983 at Pittsburgh

Most Touchdowns, Career

- 14 Philip Rivers, 2004-19
- 12 Dan Fouts, 1973-87
- 6 Stan Humphries, 1992-97

Most Touchdowns, Game

- 3 (5x) Last: Philip Rivers, AFC Divisional, Jan. 13, 2019 at New England
- 2 (6x) Last: Philip Rivers, AFC Divisional, Jan. 12, 2014 at Denver
- 1 (10x) Last: Justin Herbert, AFC Wild Card, Jan. 14, 2023 at Jacksonville

Highest Passer Rating, Career (min. 40 att.)

- 101.2 Drew Brees, 2001-04
- 84.7 Justin Herbert, 2020-22
- 84.2 Philip Rivers, 2004-19

Highest Passer Rating, Game (min. 10 att.)

- 145.3 Tobin Rote, AFL Championship, Jan. 5, 1964 vs. Boston
- 133.2 Philip Rivers, AFC Divisional, Jan. 13, 2008 at Indianapolis
- 132.1 John Hadl, AFL Championship, Jan. 5, 1964 vs. Boston

Most Games 300 Yards or More, Career

- 5 Dan Fouts, 1973-87
- 2 Philip Rivers, 2004-19
- 1 Drew Brees, 2001-04

Most Games 400 Yards or More, Career

- 1 Dan Fouts, 1973-87

Longest Completion

- 62t Philip Rivers, AFC Divisional, Jan. 11, 2009 at Pittsburgh
- 58 Philip Rivers, AFC Divisional, Jan. 14, 2007 vs. New England
- 56t Philip Rivers, AFC Divisional, Jan. 13, 2008 at Indianapolis

Most Interceptions, Career

- 16 Dan Fouts, 1973-87
- 13 Stan Humphries, 1992-97
- 10 Philip Rivers, 2004-19

Most Interceptions, Game

- 5 Dan Fouts, AFC Second Round, Jan. 16, 1983 at Miami
- Dan Fouts, AFC Divisional, Dec. 29, 1979 vs. Houston Oilers
- 4 (3x) Last: Stan Humphries, AFC Wild Card, Dec. 31, 1995 vs. Indianapolis
- 2 (9x) Last: Philip Rivers, AFC Divisional, Jan. 17, 2010 vs. New York Jets

RECEIVING

Most Receptions, Career

- 51 Antonio Gates, 2003-18
- 39 Ronnie Harmon, 1990-95
- 30 Charlie Joiner, 1976-86

Most Receptions, Game

- 13 Kellen Winslow, AFC Divisional, Jan. 2, 1982 at Miami (OT)
- 10 Ronnie Harmon, AFC Wild Card, Dec. 31, 1995 vs. Indianapolis
- 9 (4x) Last: Eric Parker, AFC Wild Card, Jan. 8, 2005 vs. New York Jets

Most Yards, Career

- 540 Antonio Gates, 2003-18
- 539 Charlie Joiner, 1976-86
- 503 Vincent Jackson, 2005-09

Most Yards, Game

- 166 Kellen Winslow, AFC Divisional, Jan. 2, 1982 at Miami (OT)
- 142 Keenan Allen, AFC Divisional, Jan. 12, 2014 at Denver
- 133 Ronnie Harmon, AFC Wild Card, Dec. 31, 1995 vs. Indianapolis

Most Touchdowns, Career

- 4 Kellen Winslow, 1979-87
- Charlie Joiner, 1976-86
- 3 Keenan Allen, 2013-22
- Vincent Jackson, 2005-11
- 2 (5x) Last: Antonio Gates, 2003-18

Most Touchdowns, Game

- 2 (4x) Last: Keenan Allen, AFC Divisional, Jan. 12, 2014 at Denver
- 1 (31x) Last: Gerald Everett, AFC Wild Card, Jan. 14, 2023 at Jacksonville

SCRIMMAGE YARDS

Most, Career

- 644 Chuck Muncie, 1980-84
- 540 Antonio Gates, 2003-18
- 539 Charlie Joiner, 1976-86

Most, Game

- 329 Keith Lincoln, AFL Championship, Jan. 5, 1964 vs. Boston
- 187 LaDainian Tomlinson, AFC Divisional, Jan. 14, 2007 vs. New England
- 170 Paul Lowe, AFL Championship, Jan. 1, 1961 at Houston Oilers

INTERCEPTIONS

Most Interceptions, Career

- 3 Asante Samuel, 2020-22
- Drayton Florence, 2003-07
- Glen Edwards, 1978-81
- 2 (5x) Last: Quentin Jammer, 2002-09
- 1 (21x) Last: Drue Tranquill, 2019-22

Most Interceptions, Game

- 3 Asante Samuel, AFC Wild Card, Jan. 14, 2023 at Jacksonville
- 2 (4x) Last: Glen Edwards, AFC Divisional, Jan. 3, 1981 vs. Buffalo
- 1 (29x) Last: Drue Tranquill, AFC Wild Card, Jan. 14, 2023 at Jacksonville

Most Interception Return Yards, Career

- 62 Glen Edwards, 1978-81
- 45 Bud Whitehead, 1961-68
- 40 Darren Carrington, 1991-94

Most Interception Return Yards, Game

- 45 Bud Whitehead, AFL Championship, Dec. 24, 1961 vs. Houston Oilers
- 40 Darren Carrington, AFC Wild Card, Jan. 12, 1993 vs. Kansas City
- 35 Bruce Laird, AFC First Round, Jan. 9, 1983 at Pittsburgh
- Glen Edwards, AFC Divisional, Jan. 2, 1982 at Miami (OT)

Longest Interception Return

- 40 Darren Carrington, AFC Wild Card, Jan. 12, 1993 vs. Kansas City
- 30 Shareece Wright, AFC Wild Card, Jan. 5, 2014 at Cincinnati
- Antonio Cromartie, AFC Divisional, Jan. 13, 2008 at Indianapolis
- 24 Quentin Jammer, AFC Divisional, Jan. 17, 2010 vs. New York Jets

SACKS

Most, Career (since 1982)

- 3.0 Shawn Lee, 1992-95
- 2.5 Leslie O'Neal, 1992-95
- 2.0 Melvin Ingram, 2012-20
- Eric Weddle, 2007-15
- Luis Castillo, 2005-11
- Shawne Merriman, 2005-10
- Raylee Johnson, 1993-2003
- Burt Grossman, 1989-93

Most, Game (since 1982)

- 2.5 Leslie O'Neal, AFC Wild Card, Jan. 2, 1993 vs. Kansas City
- 2.0 (6x) Last: Melvin Ingram, AFC Wild Card, Jan. 6, 2019 at Baltimore
- 1.5 Steve Foley, AFC Wild Card, Jan. 8, 2005 vs. New York Jets

PUNTING

Most Punts, Career

- 52 Mike Scifres, 2003-13
- 13 John Kidd, 1990-94
- 11 Donnie Jones, 2018
- Bryan Wagner, 1994

Most Punts, Game

- 7 Mike Scifres, AFC Divisional, Jan. 14, 2007 vs. New England
- John Kidd, AFC Divisional, Jan. 10, 1993 at Miami
- 6 (7x) Last: Donnie Jones, AFC Divisional, Jan. 13, 2019 at New England
- 5 (7x) Last: JK Scott, AFC Wild Card, Jan. 14, 2023 at Jacksonville

Most Yards, Career

- 2,330 Mike Scifres, 2003-13
- 587 John Kidd, 1990-94
- 474 Bryan Wagner, 1994

Most Yards, Game

- 324 John Kidd, AFC Divisional, Jan. 10, 1993 at Miami
- 316 Mike Scifres, AFC Wild Card, Jan. 3, 2009 vs. Indianapolis (OT)
- 297 Mike Scifres, AFC Wild Card, Jan. 17, 2010 vs. New York Jets

Longest Punt

- 67 Mike Scifres, AFC Wild Card, Jan. 3, 2009 vs. Indianapolis (OT)
- 66 Mike Scifres, AFC Divisional, Jan. 13, 2008 at Indianapolis
- 65 Darren Bennett, AFC Wild Card, Dec. 31, 1995 vs. Indianapolis

Highest, Career (minimum 4 punts)

- 45.2 John Kidd, 1990-94
- 44.8 Mike Scifres, 2003-13
- 43.9 John Hadl, 1962-72

Highest, Game (minimum 2 punts)

- 59.0 Mike Scifres, AFC Divisional, Jan. 13, 2008 at Indianapolis
- 54.5 Darren Bennett, AFC Wild Card, Dec. 31, 1995 vs. Indianapolis
- 52.7 Mike Scifres, AFC Wild Card, Jan. 3, 2009 vs. Indianapolis (OT)

PUNT RETURNS

Most Returns, Career

- 12 Darren Sproles, 2005-09
- 8 Mike Fuller, 1975-80
- 7 Eric Parker, 2002-06

Most Returns, Game

- 5 Eric Parker, AFC Divisional, Jan. 14, 2007 vs. New England
- 4 (2x) Last: Desmond King, AFC Wild Card, Jan. 6, 2019 at Baltimore
- 3 (6x) Last: Darren Sproles, AFC Wild Card, Jan. 3, 2009 vs. Indianapolis (OT)

Most Yards, Career

- 107 Darren Sproles, 2005-09
- 99 Mike Fuller, 1975-80
- 63 Wes Chandler, 1981-87

Most Yards, Game

- 72 Darren Sproles, AFC Wild Card, Jan. 3, 2009 vs. Indianapolis (OT)
- 56 Wes Chandler, AFC Divisional, Jan. 2, 1982 at Miami (OT)
- 46 Desmond King, AFC Wild Card, Jan. 6, 2019 at Baltimore

Longest Return

- 56t Wes Chandler, AFC Divisional, Jan. 2, 1982 at Miami (OT)
- 33 Desmond King, AFC Wild Card, Jan. 6, 2019 at Baltimore

Most Touchdowns, Career

- 1 Wes Chandler, 1981-87

KICKOFF RETURNS

Most Returns, Career

- 21 Darren Sproles, 2005-09
- 19 Andre Coleman, 1994-96
- 17 James Brooks, 1981-83

Most Returns, Game

- 8 Andre Coleman, Super Bowl XXIX, Jan. 29, 1995 vs. San Francisco
- 6 Andre Coleman, AFC Wild Card, Dec. 31, 1995 vs. Indianapolis
- 5 (6x) Last: Desmond King, AFC Divisional, Jan. 13, 2019 at New England

Most Yards, Career

- 537 Darren Sproles, 2005-09
- 483 Andre Coleman, 1994-96
- 283 James Brooks, 1981-83

Most Yards, Game

- 244 Andre Coleman, Super Bowl XXIX, Jan. 29, 1995 vs. San Francisco
- 164 Darren Sproles, AFC Divisional, Jan. 11, 2009 at Pittsburgh
- 147 Leslie "Speedy" Duncan, AFL Championship, Dec. 26, 1964 at Buffalo

Longest Return

- 98t Andre Coleman, Super Bowl XXIX, Jan. 29, 1995 vs. San Francisco
- 72 Desmond King, AFC Wild Card, Jan. 6, 2019 at Baltimore
- 63 Darren Sproles, AFC Divisional, Jan. 11, 2009 at Pittsburgh

Most Touchdowns, Career

- 1 Andre Coleman, 1994-96

SERVICE

Most Games

- 12 Antonio Gates, 2003-18
- David Binn, 1994-2010
- 11 Philip Rivers, 2004-19
- 10 Nick Hardwick, 2004-13
- Mike Scifres, 2004-13

TEAM POSTSEASON RECORDS

*NFL Record

POINTS

Most, Quarter

- 24 AFC Divisional, Jan. 2, 1982 at Miami (1st Q)
- 21 AFL Championship, Jan. 5, 1964 vs. Boston (1st Q)
- 17 AFC Wild Card, Jan. 14, 2023 at Jax. (1st Q)
- AFC Divisional, Jan. 10, 2014 at Den. (4th Q)

Most, Quarter, Opponent

- 21 AFC Divisional, Jan. 13, 2019 at New England (2nd Q)
- AFC Divisional, Jan. 10, 1993 at Mia. (2nd Q)
- AFC Championship, Jan. 11, 1981 vs. Oakland (1st Q)
- 20 AFC Second Round, Jan. 16, 1983 at Miami (2nd Q)
- 14 (11x) Last: AFC Wild Card, Jan. 6, 2019 at Bal.

Most Quarter, Both Teams

- 33 AFC Second Round, Jan. 16, 1983 at Miami (2nd Q)
- 28 (4x) Last: AFC Divisional, Jan. 11, 2009 at Pittsburgh (4th Q)
- 25 AFC Wild Card, Jan. 6, 2019 at Bal. (4th Q)

Most, Game

- 51 AFL Championship, Jan. 5, 1964 vs. Boston
- 41 AFC Divisional, Jan. 2, 1982 at Miami (OT)
- 31 AFC First Round, Jan. 9, 1983 at Pittsburgh

Most, Game, Opponent

- 49 Super Bowl XXIX, Jan. 29, 1995 vs. S.F.
- 41 AFC Divisional, Jan. 13, 2019 at New England
- 38 AFC Divisional, Jan. 2, 1982 at Miami (OT)

Most, Game, Both Teams

- 79 AFC Divisional, Jan. 2, 1982 at Miami (OT)
- 75 Super Bowl XXIX, Jan. 29, 1995 vs. S.F.
- 69 AFC Divisional, Jan. 13, 2019 at New England

Fewest, Game

- 0 AFC Divisional, Jan. 10, 1993 at Miami
- AFL Championship, Dec. 26, 1965 vs. Buffalo
- 3 AFL Championship, Dec. 24, 1961 vs. Houston Oilers
- 7 AFC Championship, Jan. 10, 1982 at Cincinnati
- AFL Championship, Dec. 26, 1964 at Buffalo

Fewest, Game, Opponent

- 0 AFC Wild Card, Jan. 2, 1993 vs. Kansas City
- 6 AFC Wild Card, Jan. 6, 2008 vs. Tennessee
- 10 (3x) Last: AFC Wild Card, Jan. 5, 2014 at Cincinnati

Fewest, Game, Both Teams

- 13 AFL Championship, Dec. 24, 1961 vs. Houston Oilers
- 17 AFC Wild Card, Jan. 2, 1993 vs. Kansas City
- 23 (2x) Last: AFC Wild Card, Jan. 6, 2008 vs. Tennessee

TOUCHDOWNS

Most, Game

- 7 AFL Championship, Jan. 5, 1964 vs. Boston
- 5 AFC Divisional, Jan. 2, 1982 at Miami (OT)
- 4 (3x) Last: AFC Divisional, Jan. 13, 2019 at New England

Most, Game, Opponent

- 7 Super Bowl XXIX, Jan. 29, 1995 vs. S.F.
- 5 (4x) Last: AFC Divisional, Jan. 13, 2019 at New England
- 4 (5x) Last: AFC Wild Card, Jan. 14, 2023 at Jacksonville

Most, Game, Both Teams

- 10 Super Bowl XXIX, Jan. 29, 1995 vs. S.F.
- AFC Divisional, Jan. 2, 1982 at Miami (OT)
- 9 AFC Divisional, Jan. 13, 2019 at New England
- 8 (3x) Last: AFC Divisional, Jan. 11, 2009 at Pittsburgh

POINTS AFTER TOUCHDOWN

Most, Game

- 6 AFL Championship, Jan. 5, 1964 vs. Boston
- 5 AFC Divisional, Jan. 2, 1982 at Miami (OT)
- 4 (2x) Last: AFC Divisional, Jan. 13, 2008 at Indianapolis

Most, Game, Opponent

- 7 Super Bowl XXIX, Jan. 29, 1995 vs. S.F.
- 5 (4x) Last: AFC Divisional, Jan. 13, 2019 at New England
- 4 (4x) Last: AFC Divisional, Jan. 10, 1993 at Miami

Most, Game, Both Teams

- 10 Super Bowl XXIX, Jan. 29, 1995 vs. S.F.
- AFC Divisional, Jan. 2, 1982 at Miami (OT)
- 8 (2x) Last: AFC Divisional, Jan. 11, 2009 at Pittsburgh
- 7 (5x) Last: AFC Divisional, Jan. 13, 2019 at New England

Most Two-Point Conversions, Game

- 2 Super Bowl XXIX, Jan. 29, 1995 vs. S.F.
- 1 AFC Divisional, Jan. 13, 2019 at New England

Most Two-Point Conversions, Game, Opponent

- 1 AFC Wild Card, Jan. 14, 2023 at Jacksonville
- AFC Divisional, Jan. 14, 2007 vs. N.E.

FIELD GOALS

Most, Game

- 5 AFC Wild Card, Jan. 6, 2019 at Baltimore
- 4 AFC Championship, Jan. 20, 2008 at N.E.
- 3 AFC Wild Card, Jan. 14, 2023 at Jacksonville
- AFL Championship, Jan. 1, 1961 at Houston Oilers

Most, Game, Opponent

- 4 AFC Championship, Jan. 20, 2008 at N.E.
- 3 (2x) Last: AFC Divisional, Jan. 14, 2007 at New England
- 2 (7x) Last: AFC Divisional, Jan. 13, 2019 at New England

Most, Game, Both Teams

- 6 AFC Wild Card, Jan. 6, 2019 at Baltimore
- 4 (4x) Last: AFC Wild Card, Jan. 14, 2023 at Jacksonville
- 3 (7x) Last: AFC Wild Card, Jan. 5, 2014 at Cincinnati

FIRST DOWNS

Most, Game

- 33 AFC Divisional, Jan. 2, 1982 at Miami (OT)
- 29 AFC First Round, Jan. 9, 1983 at Pittsburgh
- 28 AFC Divisional, Jan. 8, 1995 vs. Miami

Most, Game, Opponent

- 30 AFC Divisional, Jan. 13, 2019 at New England
- 29 AFC Second Round, Jan. 16, 1983 at Miami
- 28 Super Bowl XXIX, Jan. 29, 1995 vs. S.F.

Most, Game, Both Teams

- 58 AFC Divisional, Jan. 2, 1982 at Miami (OT)
- 55 AFC First Round, Jan. 9, 1983 at Pittsburgh
- 52 AFC Divisional, Jan. 13, 2019 at New England

Fewest, Game

- 10 AFC Divisional, Jan. 10, 1993 at Miami
- 12 AFL Championship, Dec. 26, 1965 vs. Buffalo
- 13 (2x) Last: AFC Divisional, Jan. 12, 2014 at Denver

Fewest, Game, Opponent

- 11 AFC Wild Card, Jan. 6, 2019 at Baltimore
- 14 (3x) Last: AFC Divisional, Jan. 17, 2010 vs. New York Jets
- 15 (2x) Last: AFC Wild Card, Jan. 6, 2008 vs. Tennessee

Fewest, Game, Both Teams

- 25 AFC Wild Card, Jan. 6, 2019 at Baltimore
- 26 AFL Championship, Dec. 26, 1965 vs. Buffalo
- 28 AFC Divisional, Jan. 10, 1993 at Miami

FIRST DOWNS RUSHING

Most, Game

- 12 AFC Divisional, Jan. 14, 2007 at N.E.
- AFC Divisional, Jan. 8, 1995 vs. Miami
- 11 (5x) Last: AFC Wild Card, Jan. 3, 2009 vs. Indianapolis (OT)
- 10 AFC Divisional, Jan. 2, 1982 at Miami (OT)

Most, Game, Opponent

- 15 AFC Second Round, Jan. 16, 1983 at Miami
- 13 (2x) Last: AFC Divisional, Jan. 12, 2014 at Denver
- 12 (2x) Last: AFC Divisional, Jan. 11, 2009 at Pittsburgh

Most, Game, Both Teams

- 20 AFC Second Round, Jan. 16, 1983 at Miami
- 19 (2x) Last: AFC Wild Card, Jan. 5, 2014 at Cincinnati
- 17 (3x) Last: AFC Championship, Jan. 20, 2008 at New England

Fewest, Game

- 1 (2x) Last: AFC Divisional, Jan. 12, 2014 at Denver
- 2 (2x) Last: AFC Divisional, Jan. 13, 2019 at New England
- 3 (2x) Last: AFC Wild Card, Jan. 6, 2019 at Baltimore

Fewest, Game, Opponent

- 2 AFC Divisional, Jan. 8, 1995 vs. Miami
- 3 (3x) Last: AFC Divisional, Jan. 14, 2007 at New England
- 4 (5x) Last: AFC Wild Card, Jan. 6, 2019 at Baltimore

Fewest, Game, Both Teams

- 7 AFC Wild Card, Jan. 6, 2019 at Baltimore
- 8 (3x) Last: AFC Divisional, Jan. 17, 2010 vs. New York Jets
- 9 AFC Wild Card, Jan. 14, 2023 at Jacksonville
- AFL Championship, Dec. 26, 1965 vs. Buffalo

FIRST DOWNS PASSING

Most, Game

- 21 AFC Divisional, Jan. 2, 1982 at Miami (OT)
- 20 AFC Wild Card, Dec. 31, 1995 vs. Indianapolis
- 19 AFC First Round, Jan. 9, 1983 at Pittsburgh

Most, Game, Opponent

- 21 AFC Divisional, Jan. 13, 2008 at Indianapolis
- AFC Divisional, Jan. 2, 1982 at Miami (OT)
- 20 AFC Wild Card, Jan. 5, 2014 at Cincinnati
- 19 AFC First Round, Jan. 9, 1983 at Pittsburgh

Most, Game, Both Teams

- 42 AFC Divisional, Jan. 2, 1982 at Miami (OT)
- 38 AFC First Round, Jan. 9, 1983 at Pittsburgh
- 35 AFC Divisional, Jan. 13, 2008 at Indianapolis

Fewest, Game

- 7 (5x) Last: AFC Divisional, Jan. 10, 1993 at Miami
- 8 (3x) Last: AFC Wild Card, Jan. 6, 2019 at Baltimore
- 9 (4x) Last: AFC Wild Card, Jan. 5, 2014 at Cincinnati

Fewest, Game, Opponent

- 5 AFC Divisional, Dec. 29, 1979 vs. Houston Oilers
- 6 AFC Divisional, Jan. 17, 2010 vs. N.Y. Jets
- 7 AFC Wild Card, Jan. 6, 2019 at Baltimore

Fewest, Game, Both Teams

- 15 (2x) Last: AFC Wild Card, Jan. 6, 2019 at Baltimore
- 16 (3x) Last: AFC Divisional, Jan. 10, 1993 at Miami
- 17 (2x) Last: AFC Wild Card, Jan. 2, 1993 vs. Kansas City

TOTAL NET YARDS GAINED

Most, Game

- 601 AFL Championship, Jan. 5, 1964 vs. Boston
- 564 AFC Divisional, Jan. 2, 1982 at Miami (OT)
- 479 AFC First Round, Jan. 9, 1983 at Pittsburgh

Most, Game, Opponent

- 498 AFC Divisional, Jan. 13, 2019 at New England
- 466 AFC Divisional, Jan. 2, 1982 at Miami (OT)
- 449 Super Bowl XXIX, Jan. 29, 1995 vs. S.F.

Most, Game, Both Teams

- 1,030 AFC Divisional, Jan. 2, 1982 at Miami (OT)
- 901 AFC First Round, Jan. 9, 1983 at Pittsburgh
- 862 AFL Championship, Jan. 5, 1964 vs. Boston

NET YARDS GAINED RUSHING

Most, Game

- 309 AFL Championship, Jan. 5, 1964 vs. Boston
- 202 AFC Wild Card, Jan. 8, 1995 vs. Miami
- 196 AFC Wild Card, Jan. 5, 2014 at Cincinnati

Most, Game, Opponent

- 219 AFL Championship, Dec. 26, 1964 vs. Buffalo
- 214 AFC Second Round, Jan. 16, 1983 at Miami
- 178 AFC Wild Card, Dec. 31, 1995 vs. Indianapolis

Most, Game, Both Teams

- 384 AFL Championship, Jan. 5, 1964 vs. Boston
- 343 AFL Championship, Dec. 26, 1964 vs. Buffalo
- 323 AFC Wild Card, Dec. 31, 1995 vs. Indianapolis

NET YARDS GAINED PASSING

Most, Game

- 415 AFC Divisional, Jan. 2, 1982 at Miami (OT)
- 351 AFC Championship, Jan. 11, 1981 vs. Oakland
- 333 AFC First Round, Jan. 9, 1983 at Pittsburgh

Most, Game, Opponent

- 402 AFC Divisional, Jan. 13, 2008 at Indianapolis
- 388 AFC Divisional, Jan. 2, 1982 at Miami (OT)
- 349 AFC Championship, Jan. 15, 1995 at Pit.

Most, Game, Both Teams

- 803 AFC Divisional, Jan. 2, 1982 at Miami (OT)
- 714 AFC Divisional, Jan. 13, 2008 at Indianapolis
- 659 AFC Divisional, Jan. 13, 2019 at New England

LEAGUE

STATS

2024 NATIONAL FOOTBALL LEAGUE

TEAM OFFENSIVE TOTALS

CATEGORY	BAL	BUF	CIN	CLE	DEN	HOU	IND	JAX	KC	LAC	LV
GAMES (W-L-T)	8-4-0	9-2-0	4-7-0	3-8-0	7-5-0	7-5-0	5-7-0	2-9-0	10-1-0	7-4-0	2-9-0
FIRST DOWNS	274	229	228	190	213	228	209	184	244	194	199
Rushing	107	88	53	62	84	62	79	63	79	70	42
Passing	143	117	155	112	117	149	115	109	148	107	139
Penalty	24	24	20	16	12	17	15	12	17	17	18
YDS GAINED (tot)	5120	3798	3897	3217	3762	4032	3796	3199	3770	3551	3219
Avg per Game	426.7	345.3	354.3	292.5	313.5	336.0	316.3	290.8	342.7	322.8	292.6
RUSHING (net)	2162	1311	1007	970	1339	1375	1400	1118	1279	1299	821
Avg per Game	180.2	119.2	91.6	88.2	111.6	114.6	116.7	101.6	116.3	118.1	74.6
Rushes	375	307	249	251	317	326	313	246	315	311	231
Yards per Rush	5.8	4.3	4.0	3.9	4.2	4.2	4.5	4.5	4.1	4.2	3.6
PASSING (net)	2958	2487	2890	2247	2423	2657	2396	2081	2491	2252	2398
Avg per Game	246.5	226.1	262.7	204.3	201.9	221.4	199.7	189.2	226.5	204.7	218.0
Attempts	344	342	408	413	402	411	362	334	381	315	415
Completions	232	219	274	255	262	258	204	205	266	199	272
Completion Pct	67.4%	64.0%	67.2%	61.7%	65.2%	62.8%	56.4%	61.4%	69.8%	63.2%	65.5%
Yards Gained	3054	2548	3028	2496	2581	2967	2593	2281	2673	2428	2640
Sacked	16	13	26	47	19	40	24	24	27	30	38
Yards Lost	96	61	138	249	158	310	197	200	182	176	242
Had Intercepted	3	5	4	9	6	9	12	9	11	1	12
Yards Opp Ret	38	86	62	95	35	73	88	31	130	0	174
Opp TDs on Int	0	0	1	0	0	0	1	0	0	0	1
PUNTS	38	37	39	58	55	56	52	44	32	55	42
Avg Yards	47.9	47.6	50.3	50.3	46.8	46.6	50.0	51.6	50.0	47.2	51.6
PUNT RETURNS	12	20	22	33	22	32	17	15	19	16	17
Avg Return	11.3	12.2	7.1	10.5	13.7	7.7	10.6	15.5	10.3	13.6	7.9
Returned for TD	0	0	0	0	0	0	0	1	0	0	0
KICKOFF RETURNS	24	11	22	27	12	20	15	19	15	9	11
Avg Return	24.9	27.3	27.6	22.7	28.1	29.0	29.7	26.2	27.1	30.7	30.4
Returned for TD	0	0	1	0	0	0	0	0	0	0	0
PENALTIES	101	68	52	82	79	92	70	63	61	60	64
Yards Penalized	865	517	414	598	689	754	502	445	536	473	510
FUMBLES BY	12	8	14	12	11	8	15	13	6	13	13
Fumbles Lost	6	2	6	6	7	5	6	7	3	4	10
Opp Fumbles	11	16	9	13	12	17	16	5	12	7	5
Opp Fumbles Lost	4	8	5	6	6	8	9	3	3	4	0
POSS. TIME (avg)	30:20	30:04	29:24	30:34	29:25	32:08	26:22	25:53	32:19	30:33	28:49
TOUCHDOWNS	45	38	36	20	27	29	26	23	30	25	20
Rushing	17	18	8	6	8	13	11	10	11	12	7
Passing	27	18	27	12	17	14	14	11	18	13	12
Returns	1	2	1	2	2	2	1	2	1	0	1
EXTRA POINT KICKS	41/42	33/37	32/33	11/13	26/26	27/27	23/23	19/19	27/28	21/24	16/16
2-PT CONVERSIONS	1/3	1/1	1/3	4/7	0/1	0/2	0/3	3/4	0/1	0/1	2/4
FIELD GOALS MADE/ATTEMPTED	17/23	19/22	15/21	15/21	24/27	28/34	21/24	15/16	21/23	24/26	22/24
POINTS SCORED	364	320	297	186	264	285	242	208	270	243	206

2024 NATIONAL FOOTBALL LEAGUE

TEAM DEFENSIVE TOTALS

CATEGORY	BAL	BUF	CIN	CLE	DEN	HOU	IND	JAX	KC	LAC	LV
POINTS ALLOWED	294	214	296	267	202	268	274	316	218	175	314
OPP FIRST DOWNS	252	216	238	192	219	212	255	262	200	194	216
Rushing	50	64	94	71	59	70	97	83	61	71	66
Passing	172	135	126	109	130	117	141	156	120	105	131
Penalty	30	17	18	12	30	25	17	23	19	18	19
OPP YARDS GAINED (tot)	4267	3620	3910	3795	3552	3637	4510	4551	3309	3560	3603
Avg per Game	355.6	329.1	355.5	345.0	296.0	303.1	375.8	413.7	300.8	323.6	327.6
OPP RUSHING (net)	935	1310	1428	1437	1154	1329	1711	1490	938	1317	1314
Avg per Game	77.9	119.1	129.8	130.6	96.2	110.8	142.6	135.5	85.3	119.7	119.5
Rushes	270	270	328	308	302	300	387	344	257	272	306
Yards per Rush	3.5	4.9	4.4	4.7	3.8	4.4	4.4	4.3	3.7	4.8	4.3
OPP PASSING (net)	3332	2310	2482	2358	2398	2308	2799	3061	2371	2243	2289
Avg per Game	277.7	210.0	225.6	214.4	199.8	192.3	233.3	278.3	215.6	203.9	208.1
Pass Attempts	470	373	370	322	413	388	393	375	365	362	358
Pass Completions	305	257	237	201	270	218	274	266	239	230	242
Completion Pct	64.9%	68.9%	64.1%	62.4%	65.4%	56.2%	69.7%	70.9%	65.5%	63.5%	67.6%
Yards Gained	3569	2495	2597	2553	2649	2592	2988	3192	2483	2416	2465
Sacked	39	27	19	32	44	42	28	21	21	35	20
Yards Lost	237	185	115	195	251	284	189	131	112	173	176
INTERCEPTED BY	7	13	6	2	9	15	8	5	6	9	5
Yards Returned	1	119	117	0	238	166	49	38	52	83	92
Returned for TD	0	2	0	0	1	1	0	0	0	0	1
OPP PUNT RETURNS	17	15	19	25	22	18	22	18	15	21	16
Avg Return	7.9	8.6	8.5	15.9	8.3	4.2	10.9	9.4	11.6	9.5	12.7
Returned for TD	0	0	0	1	0	0	0	0	0	0	0
OPP KICKOFF RETURNS	17	11	11	22	17	26	7	5	10	16	18
Avg Return	27.8	31.7	26.2	27.5	26.4	26.9	29.0	29.8	29.3	28.5	23.9
Returned for TD	0	1	0	1	0	0	0	0	0	0	0
OPP TOUCHDOWNS	31	24	36	32	19	31	30	37	24	19	34
Rushing	9	6	15	15	6	7	13	14	9	5	11
Passing	22	16	19	15	13	24	16	23	15	14	20
Returns	0	2	2	2	0	0	1	0	0	0	3

2024 NATIONAL FOOTBALL LEAGUE

TEAM OFFENSIVE TOTALS

CATEGORY	MIA	NE	NYJ	PIT	TEN	ARI	ATL	CAR	CHI	DAL	DET
GAMES (W-L-T)	5-6-0	3-9-0	3-8-0	8-3-0	3-8-0	6-5-0	6-5-0	3-8-0	4-7-0	4-7-0	10-1-0
FIRST DOWNS	217	203	193	207	200	216	220	178	203	211	254
Rushing	66	68	50	81	75	86	70	63	72	53	98
Passing	130	112	124	98	103	114	132	101	111	131	140
Penalty	21	23	19	28	22	16	18	14	20	27	16
YDS GAINED (tot)	3563	3362	3238	3608	3323	3762	3977	3141	3288	3555	4337
Avg per Game	323.9	280.2	294.4	328.0	302.1	342.0	361.6	285.6	298.9	323.2	394.3
RUSHING (net)	1285	1354	959	1487	1302	1543	1297	1185	1230	908	1659
Avg per Game	116.8	112.8	87.2	135.2	118.4	140.3	117.9	107.7	111.8	82.6	150.8
Rushes	316	311	235	377	301	299	290	260	300	243	356
Yards per Rush	4.1	4.4	4.1	3.9	4.3	5.2	4.5	4.6	4.1	3.7	4.7
PASSING (net)	2278	2008	2279	2121	2021	2219	2680	1956	2058	2647	2678
Avg per Game	207.1	167.3	207.2	192.8	183.7	201.7	243.6	177.8	187.1	240.6	243.5
Attempts	357	386	388	312	332	313	366	350	373	443	318
Completions	245	242	247	201	212	215	248	219	233	281	232
Completion Pct	68.6%	62.7%	63.7%	64.4%	63.9%	68.7%	67.8%	62.6%	62.5%	63.4%	73.0%
Yards Gained	2477	2286	2478	2337	2253	2343	2845	2072	2356	2816	2850
Sacked	27	39	26	32	41	20	24	20	44	30	22
Yards Lost	199	278	199	216	232	124	165	116	298	169	172
Had Intercepted	5	8	7	3	13	4	9	12	5	11	9
Yards Opp Ret	80	101	104	0	193	103	128	197	36	119	33
Opp TDs on Int	1	1	1	0	3	1	0	1	0	0	0
PUNTS	36	57	47	42	55	36	33	49	53	38	35
Avg Yards	45.5	50.4	48.7	46.6	48.7	49.5	47.9	46.2	47.7	47.8	51.1
PUNT RETURNS	17	23	25	21	27	10	13	16	17	10	29
Avg Return	10.2	15.2	9.2	11.4	7.7	10.6	9.9	9.2	9.3	14.4	14.0
Returned for TD	0	0	0	1	0	0	0	0	0	1	1
KICKOFF RETURNS	10	14	17	15	23	22	21	32	16	28	8
Avg Return	27.8	24.7	25.8	21.6	26.8	28.6	25.7	24.8	30.0	33.9	34.9
Returned for TD	0	0	0	0	0	1	0	0	0	2	0
PENALTIES	67	81	77	70	88	51	65	81	70	80	68
Yards Penalized	567	630	689	525	665	477	551	653	528	572	651
FUMBLES BY	17	19	13	12	18	15	15	11	10	22	8
Fumbles Lost	7	8	4	6	8	8	4	4	4	10	1
Opp Fumbles	10	17	13	19	11	13	12	9	15	12	14
Opp Fumbles Lost	4	5	6	10	4	6	3	6	9	4	5
POSS. TIME (avg)	31:28	29:13	29:04	32:51	31:58	28:13	28:37	27:24	30:42	28:33	31:32
TOUCHDOWNS	22	20	24	23	21	26	27	21	25	21	45
Rushing	8	7	6	10	7	12	8	9	12	3	21
Passing	14	12	18	12	14	12	17	12	11	15	22
Returns	0	1	0	1	0	2	2	0	2	3	2
EXTRA POINT KICKS	20/20	16/17	19/20	21/21	21/21	23/23	23/23	18/18	17/18	18/18	42/43
2-PT CONVERSIONS	0/2	2/3	1/4	0/2	0/0	2/3	1/3	1/3	3/7	1/3	0/1
FIELD GOALS MADE/ATTEMPTED	21/25	19/23	13/19	31/33	17/18	19/21	19/26	16/17	16/20	25/30	16/16
POINTS SCORED	215	197	204	252	202	244	244	194	221	221	360

2024 NATIONAL FOOTBALL LEAGUE

TEAM DEFENSIVE TOTALS

CATEGORY	MIA	NE	NYJ	PIT	TEN	ARI	ATL	CAR	CHI	DAL	DET
POINTS ALLOWED	236	282	242	186	290	236	274	340	217	319	183
OPP FIRST DOWNS	200	243	215	187	190	230	230	261	196	223	207
Rushing	66	79	88	66	62	81	90	102	75	98	53
Passing	116	141	99	108	99	134	129	134	109	111	124
Penalty	18	23	28	13	29	15	11	25	12	14	30
OPP YARDS GAINED (tot)	3349	4170	3355	3359	3040	3745	3928	4260	3729	4069	3543
Avg per Game	304.5	347.5	305.0	305.4	276.4	340.5	357.1	387.3	339.0	369.9	322.1
OPP RUSHING (net)	1176	1477	1431	993	1174	1340	1399	1766	1427	1655	1044
Avg per Game	106.9	123.1	130.1	90.3	106.7	121.8	127.2	160.6	129.7	150.5	94.9
Rushes	271	343	345	251	294	309	316	375	299	343	242
Yards per Rush	4.3	4.3	4.2	4.0	4.0	4.3	4.4	4.7	4.8	4.8	4.3
OPP PASSING (net)	2173	2693	1924	2366	1866	2405	2529	2494	2302	2414	2499
Avg per Game	197.6	224.4	174.9	215.1	169.6	218.6	229.9	226.7	209.3	219.5	227.2
Pass Attempts	355	376	309	364	314	354	377	344	323	315	396
Pass Completions	226	249	187	224	200	243	270	238	203	211	244
Completion Pct	63.7%	66.2%	60.5%	61.5%	63.7%	68.6%	71.6%	69.2%	62.9%	67.0%	61.6%
Yards Gained	2328	2844	2169	2536	2036	2587	2592	2608	2481	2580	2668
Sacked	21	27	34	25	24	29	10	17	28	28	25
Yards Lost	155	151	245	170	170	182	63	114	179	166	169
INTERCEPTED BY	7	4	2	12	5	6	7	5	9	8	14
Yards Returned	14	37	0	144	57	10	93	38	87	53	116
Returned for TD	0	0	0	0	0	0	1	0	1	0	1
OPP PUNT RETURNS	13	27	22	16	36	15	19	19	28	16	15
Avg Return	12.1	13.8	8.8	4.5	16.1	11.3	13.6	7.8	11.5	13.6	6.3
Returned for TD	0	1	0	0	1	0	0	0	0	0	0
OPP KICKOFF RETURNS	12	12	14	25	13	7	22	25	22	29	15
Avg Return	23.7	25.9	23.6	27.2	37.5	34.4	27.4	25.8	28.6	25.5	32.3
Returned for TD	0	0	0	0	0	0	0	0	0	0	0
OPP TOUCHDOWNS	23	32	25	20	33	24	28	39	21	37	17
Rushing	10	10	16	11	11	10	6	17	12	19	9
Passing	11	20	8	9	17	12	21	21	9	17	7
Returns	2	2	1	0	5	2	1	1	0	1	1

2024 NATIONAL FOOTBALL LEAGUE

TEAM OFFENSIVE TOTALS

CATEGORY	GB	LAR	MIN	NO	NYG	PHI	SEA	SF	TB	WAS	NFL/Avg
GAMES (W-L-T)	8-3-0	5-6-0	9-2-0	4-7-0	2-9-0	9-2-0	6-5-0	5-6-0	5-6-0	7-5-0	---
FIRST DOWNS	225	229	228	204	210	238	228	229	245	258	218.4
Rushing	89	73	71	83	78	114	56	79	79	103	74.9
Passing	115	131	129	104	117	109	150	129	143	132	123.9
Penalty	21	25	28	17	15	15	22	21	23	23	19.6
YDS GAINED (tot)	4206	3650	3862	3821	3342	4280	3809	4233	4065	4446	3757.2
Avg per Game	382.4	331.8	351.1	347.4	303.8	389.1	346.3	384.8	369.6	370.5	335.8
RUSHING (net)	1668	1046	1288	1438	1275	2127	980	1522	1409	1773	1338.0
Avg per Game	151.6	95.1	117.1	130.7	115.9	193.4	89.1	138.4	128.1	147.8	119.6
Rushes	347	267	320	312	292	409	249	313	285	368	302.8
Yards per Rush	4.8	3.9	4.0	4.6	4.4	5.2	3.9	4.9	4.9	4.8	4.4
PASSING (net)	2538	2604	2574	2383	2067	2153	2829	2711	2656	2673	2419.2
Avg per Game	230.7	236.7	234.0	216.6	187.9	195.7	257.2	246.5	241.5	222.8	216.2
Attempts	319	386	330	343	382	288	406	335	374	358	362.1
Completions	202	256	224	220	241	198	281	219	267	246	236.7
Completion Pct	63.3%	66.3%	67.9%	64.1%	63.1%	68.8%	69.2%	65.4%	71.4%	68.7%	65.4%
Yards Gained	2624	2800	2777	2511	2268	2381	3070	2812	2799	2816	2601.9
Sacked	15	26	32	23	34	30	37	23	24	28	28.2
Yards Lost	86	196	203	128	201	228	241	101	143	143	182.7
Had Intercepted	11	7	10	7	7	5	12	9	9	5	7.8
Yards Opp Ret	128	68	62	47	43	57	163	68	88	23	82.9
Opp TDs on Int	2	0	0	1	1	0	1	0	0	0	0.5
PUNTS	36	42	39	47	50	34	47	29	35	36	43.3
Avg Yards	47.8	42.7	45.2	44.2	46.3	49.3	48.8	43.6	43.7	46.4	47.8
PUNT RETURNS	16	12	20	19	20	17	14	19	12	14	18.6
Avg Return	8.3	8.9	7.1	14.0	6.1	10.7	7.5	9.1	9.5	11.5	10.4
Returned for TD	0	0	0	1	0	0	0	0	0	0	0.2
KICKOFF RETURNS	10	15	8	24	28	18	24	18	17	21	17.9
Avg Return	26.7	25.9	24.6	26.8	25.7	26.2	29.7	24.7	27.1	30.6	27.2
Returned for TD	0	0	0	0	0	0	1	0	0	0	0.2
PENALTIES	75	61	71	71	58	66	83	69	65	71	71.3
Yards Penalized	550	528	551	687	455	528	642	572	494	555	574.2
FUMBLES BY	9	13	13	10	17	11	14	18	17	13	13.1
Fumbles Lost	3	5	8	6	8	6	5	7	4	3	5.7
Opp Fumbles	19	12	13	12	14	19	13	17	19	14	13.1
Opp Fumbles Lost	11	5	6	3	8	7	3	5	8	7	5.7
POSS. TIME (avg)	31:14	28:37	31:13	29:17	31:09	32:38	28:23	31:55	30:38	29:42	30:00
TOUCHDOWNS	33	27	30	30	17	35	29	26	37	35	27.9
Rushing	11	9	6	14	8	22	13	10	12	20	10.9
Passing	21	15	21	15	8	13	12	14	24	14	15.6
Returns	1	3	3	1	1	0	4	2	1	1	1.4
EXTRA POINT KICKS	29/29	21/23	28/29	26/28	10/11	29/30	25/27	23/24	32/34	28/30	96.2%
2-PT CONVERSIONS	2/4	0/3	0/1	0/2	0/6	2/5	0/2	0/2	1/3	3/4	33.3%
FIELD GOALS MADE/ATTEMPTED	19/25	16/21	22/24	18/19	17/21	17/22	15/18	27/31	17/18	30/35	84.9%
POINTS SCORED	288	233	274	262	163	296	246	260	309	334	253.3

2024 NATIONAL FOOTBALL LEAGUE

TEAM DEFENSIVE TOTALS

CATEGORY	GB	LAR	MIN	NO	NYG	PHI	SEA	SF	TB	WAS	NFL/Avg
POINTS ALLOWED	223	276	197	260	252	199	244	260	273	277	253.3
OPP FIRST DOWNS	209	228	195	227	199	190	220	202	240	240	218.4
Rushing	79	85	39	79	82	66	77	73	75	95	74.9
Passing	116	121	140	127	103	109	122	115	144	123	123.9
Penalty	14	22	16	21	14	15	21	14	21	22	19.6
OPP YARDS GAINED (tot)	3512	3987	3493	4299	3763	3021	3793	3347	4138	4015	3757.2
Avg per Game	319.3	362.5	317.6	390.8	342.1	274.6	344.8	304.3	376.2	334.6	335.8
OPP RUSHING (net)	1240	1587	822	1476	1627	1091	1435	1219	1328	1746	1338.0
Avg per Game	112.7	144.3	74.7	134.2	147.9	99.2	130.5	110.8	120.7	145.5	119.6
Rushes	290	344	230	294	311	254	305	289	280	362	302.8
Yards per Rush	4.3	4.6	3.6	5.0	5.2	4.3	4.7	4.2	4.7	4.8	4.4
OPP PASSING (net)	2272	2400	2671	2823	2136	1930	2358	2128	2810	2269	2419.2
Avg per Game	206.6	218.2	242.8	256.6	194.2	175.5	214.4	193.5	255.5	189.1	216.2
Pass Attempts	342	320	417	390	305	353	361	344	408	330	362.1
Pass Completions	223	213	265	248	216	219	240	217	280	220	236.7
Completion Pct	65.2%	66.6%	63.6%	63.6%	70.8%	62.0%	66.5%	63.1%	68.6%	66.7%	65.4%
Yards Gained	2460	2633	2929	2980	2364	2166	2555	2264	3027	2454	2601.9
Sacked	27	28	38	25	36	33	28	28	32	30	28.2
Yards Lost	188	233	258	157	228	236	197	136	217	185	182.7
INTERCEPTED BY	11	10	16	12	1	7	8	11	5	4	7.8
Yards Returned	164	134	123	166	1	1	141	167	28	124	82.9
Returned for TD	1	2	2	0	0	0	1	1	0	1	0.5
OPP PUNT RETURNS	14	15	16	16	21	17	22	11	14	16	18.6
Avg Return	8.4	8.5	6.7	7.7	11.5	6.9	9.2	16.4	14.5	6.9	10.4
Returned for TD	0	0	0	0	1	0	0	0	1	0	0.2
OPP KICKOFF RETURNS	27	4	8	42	9	13	27	22	13	53	17.9
Avg Return	26.3	30.3	27.8	24.8	27.0	28.9	23.5	29.5	28.2	26.9	27.2
Returned for TD	0	0	0	0	0	0	0	1	0	2	0.2
OPP TOUCHDOWNS	26	30	23	28	27	21	27	30	31	34	27.9
Rushing	10	10	5	14	12	8	10	16	10	13	10.9
Passing	14	19	17	10	12	11	15	13	20	19	15.6
Returns	2	1	1	4	3	2	2	1	1	2	1.4

2024 NATIONAL FOOTBALL LEAGUE

2024 NATIONAL FOOTBALL LEAGUE

AFC TEAM RANKINGS

TEAM	OFFENSE			DEFENSE		
	TOTAL	RUSH	PASS	TOTAL	RUSH	PASS
BAL	*1	1	2	14	1	15
BUF	3	3	4	10	8	8
CIN	2	13	*1	13	12	13
CLE	14	14	10	11	14	9
DEN	10	11	11	2	4	5
HOU	5	9	5	4	7	3
IND	9	7	12	15	16	14
JAX	15	12	14	16	15	16
KC	4	8	3	3	2	11
LAC	8	5	9	8	10	6
LV	13	16	6	9	9	7
MIA	7	6	8	5	6	4
NE	16	10	16	12	11	12
NYJ	12	15	7	6	13	2
PIT	6	2	13	7	3	10
TEN	11	4	15	1	5	*1

NFC TEAM RANKINGS

TEAM	OFFENSE			DEFENSE		
	Total	Rush	Pass	Total	Rush	Pass
ARI	11	5	12	8	7	9
ATL	7	9	3	11	8	13
CAR	16	13	16	15	16	11
CHI	15	12	15	7	9	6
DAL	13	16	6	13	15	10
DET	1	3	4	5	2	12
GB	4	2	9	4	5	5
LAR	12	14	7	12	12	8
MIN	8	10	8	3	*1	14
NO	9	7	11	16	11	16
NYG	14	11	14	9	14	4
PHI	2	*1	13	*1	3	1
SEA	10	15	1	10	10	7
SF	3	6	2	2	4	3
TB	6	8	5	14	6	15
WAS	5	4	10	6	13	2

t = Tied for position

* = League Leader

2024 NATIONAL FOOTBALL LEAGUE

NFL TEAM RANKINGS

TEAM	OFFENSE			DEFENSE		
	TOTAL	RUSH	PASS	TOTAL	RUSH	PASS
ARI	15	6	23	18	17	20
ATL	8	14	5	25	19	26
BAL	*1	2	3	24	2	31
BUF	13	11	13	15	13	14
CAR	31	24	31	30	32	24
CHI	26	22	29	17	20	13
CIN	9	27	*1	23	21	23
CLE	29	29	21	21	24	15t
DAL	20	31	8	27	31	21
DEN	23	23	22	3	6	9
DET	2	4	6	12	5	25
GB	5	3	11	11	12	11
HOU	16	20	15	5	10	5
IND	22	17	24	28	27	27
JAX	30	25	27	32	26	32
KC	14	18	12	4	3	18
LAC	21	13	20	13	15	10
LAR	17	26	9	26	28	19
LV	28	32	16	14	14	12
MIA	19	16	19	7	9	8
MIN	10	15	10	10	*1	28
NE	32	21	32	22	18	22
NO	11	9	17	31	25	30
NYG	24	19	28	19	30	7
NYJ	27	30	18	8	22	2
PHI	3	*1	25	*1	7	3
PIT	18	8	26	9	4	17
SEA	12	28	2	20	23	15t
SF	4	7	4	6	11	6
TB	7	10	7	29	16	29
TEN	25	12	30	2	8	*1
WAS	6	5	14	16	29	4

t = Tied for position

* = League Leader

2024 NATIONAL FOOTBALL LEAGUE

AFC TEAM OFFENSE RANK

TEAM	(A)	(B)	(C)	(D)	(E)	(F)	(G)	(H)	(I)	(J)	(K)	(L)	(M)	(N)	(O)	(P)	(Q)
BAL	1	1	1	1	2	1	2	2	1	2	4	7	13	10	6	1	13
BUF	3	2	3	6	4	2	6	1	3	4	1	5	8	11	12	2	9
CIN	2	3	13	13	1	3	4	4	4	3	6t	16	7	5	4	3	14t
CLE	14	16	14	15	10	15	10	15	14	16	6t	9	15	4	10	15	14t
DEN	10	9	11	7	11	11	7	3	10	9	9t	3	5	13	9	8	7
HOU	5	8	9	8	5	9	11	12	6	10	5	14	4	14	3	5	12
IND	9	4	7	3	12	5	15	5	13	11	9t	8	3	6	5	9	8
JAX	15	6	12	2	14	10	12	8	16	15	11t	1	11	1	1	11	3
KC	4	7	8	12	3	7	13	7	2	1	2	10	9	7	13	4	6
LAC	8	5	5	9	9	4	1	11	11	8	3	4	1	12	7	7	4
LV	13	14	16	16	6	14	14	10	9	12	13	13	2	2	2	12	5
MIA	7	10	6	11	8	8	5	9	5	5	16	11	6	16	15	10	10
NE	16	15	10	4	16	16	9	13	15	13	8	2	14	3	14	16	11
NYJ	12	12	15	10	7	12	8	6	12	6	15	12	12	9	11	13	16
PIT	6	11	2	14	13	6	3	14	7	7	11t	6	16	15	8	6	2
TEN	11	13	4	5	15	13	16	16	8	14	14	15	10	8	16	14	1

AFC TEAM DEFENSE RANK

TEAM	(A)	(B)	(C)	(D)	(E)	(F)	(G)	(H)	(I)	(J)	(K)	(L)	(M)	(N)	(O)	(P)	(Q)	(R)	(S)
BAL	14	12	1	1	15	12	11	6	13	13	3	3	10	4	12	12	10	4	1
BUF	10	10	8	16	8	6	2	8	10t	11	2	6	15	12	5	4	12	1	8
CIN	13	11	12	11	13	11	9	16	15	14	11	5	5	16	16	14	8	8	10
CLE	11	15	14	14	9	14	16	4	3	4	9	15	9	6	2	11	2	13	13
DEN	2	1	4	3	5	1	5	3	8	7	5	4	6	10	7	2	16	5	7
HOU	4	4	7	13	3	2	1	2	5	6	7	1	7	15	15	8	15	7	3
IND	15	13	16	12	14	13	6	10	14	15	6	10	12	2	8	9	5	10	14
JAX	16	16	15	9	16	16	13	14	16	16	12	8	14	7	4	16	11	15t	16
KC	3	5	2	2	11	10	8	13	6t	10	4	11	13	11	13	5	6	6	2
LAC	8	9	10	15	6	5	4	5	4	5	13	9	11	13	14	1	1	2	9
LV	9	8	9	7	7	8	12	15	10t	12	14t	13	3	8	10	15	14	15t	12
MIA	5	6	6	10	4	7	7	12	6t	3	8	12	2	14	11	6	7	9	6
NE	12	14	11	8	12	15	14	9	12	9	1	14	4	1	1	10	4	12	15
NYJ	6	3	13	6	2	4	15	1	9	8	16	7	1	3	6	7	9	11	11
PIT	7	7	3	4	10	9	3	11	1	2	10	2	8	9	3	3	3	3	5
TEN	1	2	5	5	1	3	10	7	2	1	14t	16	16	5	9	13	13	14	4

- | | |
|--------------------------------------|--|
| (A) Total Yards per Game | (K) Fourth Down Efficiency |
| (B) Total Yards per Play | (L) Punt Return Average |
| (C) Rushing Yards per Game | (M) Kickoff Return Average |
| (D) Rushing Yards per Attempt | (N) Gross Punting Average |
| (E) Passing Net Yards per Game | (O) Net Punting Average |
| (F) Passing Net Yards per Play | (P) Points per Game |
| (G) Passing, Percent Had Intercepted | (Q) Field Goal Percentage |
| (H) Sacks per Pass Play | (R) Points per Game Differential (combined offense/defense) |
| (I) First Downs per Game | (S) Net Yards per Game Differential (combined offense/defense) |
| (J) Third Down Efficiency | |

2024 NATIONAL FOOTBALL LEAGUE

NFC TEAM OFFENSE RANK

TEAM	(A)	(B)	(C)	(D)	(E)	(F)	(G)	(H)	(I)	(J)	(K)	(L)	(M)	(N)	(O)	(P)	(Q)
ARI	11	4	5	2	12	9	1	3	11	6	13	6	6	2	2	10t	6
ATL	7	8	9	10	3	6	9	5	10	12	2	7	12t	5	13	10t	16
CAR	16	13	13	9	16	14	15	2	16	14	14	10	14	11	6	15	4
CHI	15	16	12	12	15	16	2	16	15	15	3	9	4	8	9	13t	12
DAL	13	14	16	16	6	13	10	8	12	13	15	1	2	6	8	13t	9t
DET	1	2	3	7	4	1	12	10	1	2	6	2	1	1	1	1	1
GB	4	3	2	6	9	2	16	1	9	11	11t	13	9	7	3	5	15
LAR	12	12	14	15	7	12	5	7	5t	16	4	12	11	16	14	12	14
MIN	8	9	10	13	8	4	14	14	7t	7	7t	15	16	12	10	6	5
NO	9	10	7	8	11	10	7	6	14	8	9	3	8	13	11	7	2
NYG	14	15	11	11	14	15	6	12	13	9	7t	16	12t	10	12	16	11
PHI	2	7	1	1	13	7	4	15	3	4	5	5	10	3	4	4	13
SEA	10	11	15	14	1	11	13	13	7t	10	11t	14	5	4	5	9	9t
SF	3	1	6	4	2	3	11	9	5t	3	16	11	15	15	16	8	7
TB	6	5	8	3	5	8	8	4	2	1	10	8	7	14	15	2	3
WAS	5	6	4	5	10	5	3	11	4	5	1	4	3	9	7	3	8

NFC TEAM DEFENSE RANK

TEAM	(A)	(B)	(C)	(D)	(E)	(F)	(G)	(H)	(I)	(J)	(K)	(L)	(M)	(N)	(O)	(P)	(Q)	(R)	(S)
ARI	8	6	7	6	9	8	12	8	13t	15	8	10	16	9	10	6	14t	7	8
ATL	11	9	8	7	13	11	11	16	13t	14	4t	13	8	1	2	13	16	12	7
CAR	15	14	16	10	11	15	13	15	16	16	7	6	4	5	5	16	12	16	16
CHI	7	10	9	12	6	12	7	7	3	3	6	11	11	10	8	4	10	8	13
DAL	13	15	15	14	10	16	8	5	10	5	14	14	3	8	6	15	11	15	15
DET	5	5	2	5	12	4	2	14	6	1	3	1	15	14	4	1	7t	1	3
GB	4	4	5	3	5	6	3	10	7	6	10	7	5	16	15	5	9	4	4
LAR	12	12	12	8	8	14	5	6	12	10	16	8	14	11	9	14	14t	13	11
MIN	3	3	1	1	14	3	1	3	2	4	1	2	9	12	13	2	1	3	6
NO	16	16	11	15	16	13	6	13	11	8	2	5	2	3	1	10t	4	9t	14
NYG	9	13	14	16	4	7	16	1	4	7	12t	12	7	13	16	8	7t	14	12
PHI	1	1	3	4	1	1	10	2	1	2	15	4	12	4	7	3	5t	2	1
SEA	10	7	10	9	7	5	9	12	8t	9	4t	9	1	6	12	7	5t	9t	9
SF	2	2	4	2	3	2	4	9	5	13	9	16	13	15	14	10t	13	11	2
TB	14	11	6	11	15	10	14	11	15	12	12t	15	10	2	3	12	2	6	10
WAS	6	8	13	13	2	9	15	4	8t	11	11	3	6	7	11	9	3	5	5

- (A) Total Yards per Game
- (B) Total Yards per Play
- (C) Rushing Yards per Game
- (D) Rushing Yards per Attempt
- (E) Passing Net Yards per Game
- (F) Passing Net Yards per Play
- (G) Passing, Percent Had Intercepted
- (H) Sacks per Pass Play
- (I) First Downs per Game
- (J) Third Down Efficiency

- (K) Fourth Down Efficiency
- (L) Punt Return Average
- (M) Kickoff Return Average
- (N) Gross Punting Average
- (O) Net Punting Average
- (P) Points per Game
- (Q) Field Goal Percentage
- (R) Points per Game Differential (combined offense/defense)
- (S) Net Yards per Game Differential (combined offense/defense)

2024 NATIONAL FOOTBALL LEAGUE

NFL TEAM OFFENSE RANK

TEAM	(A)	(B)	(C)	(D)	(E)	(F)	(G)	(H)	(I)	(J)	(K)	(L)	(M)	(N)	(O)	(P)	(Q)
BAL	1	1	2	1	3	1	2	2	2	3	6	11	26	15	10	2	28
BUF	13	10	11	17	13	6	9	1	7t	9	1t	8	14	19	19	3	16
CIN	9	11	27	25	1	12	4	6	10t	5	10t	31	13	6	6	6	30t
CLE	29	32	29	30	21	31	17	30	29	32	10t	15	31	5	17	30	30t
DEN	23	21	23	18	22	23	10	4	25	21	15t	6	11	21	13	19	13
HOU	16	20	20	19	15	21	18	26	19	22	7	27	9	22	5	12	22
IND	22	15	17	12	24	17	29	10	28	23	15t	14	7t	7	7	21	14
JAX	30	18	25	11	27	22	23	18	31	30	21t	1	20	1	1	25	7
KC	14	19	18	24	12	19	25	17	4	1	3	16	15	8	21	10	11
LAC	21	16	13	20	20	13	1	24	26	16	4	7	3	20	11	18	8
LV	28	29	32	32	16	27	26	23	24	24	25	26	5	2	3	26	9t
MIA	19	22	16	23	19	20	8	19	15	10	32	17	12	27	27	24	18
NE	32	31	21	15	32	32	16	27	30	26	13t	2	28	4	22	31	21
NYJ	27	24	30	22	18	25	12	11	27	13	31	21	23	13	18	27	32
PIT	18	23	8	27	26	18	3	28	20	15	21t	10	32	23	12	14	6
TEN	25	27	12	16	30	26	32	32	23	28	26	28	18	12	31	28	3t
ARI	15	5	6	3	23	11	5	7	16	11	27	13	10	9	4	16t	12
ATL	8	9	14	13	5	8	20	9	14	20	5	18	24t	14	28	16t	29
CAR	31	25	24	10	31	28	30	5	32	27	28	22	27	26	15	29	5
CHI	26	30	22	21	29	30	6	31	22	29	8	20	6	18	23	22t	24
DAL	20	26	31	31	8	24	21	14	17	25	29	3	2	16	20	22t	19t
DET	2	3	4	8	6	2	24	16	1	4	13t	4	1	3	2	1	1
GB	5	4	3	7	11	3	31	3	13	19	21t	25	19	17	8	8	27
LAR	17	17	26	29	9	16	13	13	7t	31	9	24	22	32	29	20	26
MIN	10	12	15	26	10	5	28	25	10t	12	17t	30	30	28	24	9	9t
NO	11	13	9	9	17	14	15	12	21	14	19	5	17	29	25	11	2
NYG	24	28	19	14	28	29	14	21	18	17	17t	32	24t	25	26	32	23
PHI	3	8	1	2	25	9	11	29	5	7	12	12	21	10	9	7	25
SEA	12	14	28	28	2	15	27	22	10t	18	21t	29	7t	11	14	15	19t
SF	4	2	7	5	4	4	22	15	7t	6	30	23	29	31	32	13	15
TB	7	6	10	4	7	10	19	8	3	2	20	19	16	30	30	4	3t
WAS	6	7	5	6	14	7	7	20	6	8	1t	9	4	24	16	5	17

- (A) Total Yards per Game
- (B) Total Yards per Play
- (C) Rushing Yards per Game
- (D) Rushing Yards per Attempt
- (E) Passing Net Yards per Game
- (F) Passing Net Yards per Play
- (G) Passing, Percent Had Intercepted
- (H) Sacks per Pass Play
- (I) First Downs per Game

- (J) Third Down Efficiency
- (K) Fourth Down Efficiency
- (L) Punt Return Average
- (M) Kickoff Return Average
- (N) Gross Punting Average
- (O) Net Punting Average
- (P) Points per Game
- (Q) Field Goal Percentage

2024 NATIONAL FOOTBALL LEAGUE

NFL TEAM DEFENSE RANK

TEAM	(A)	(B)	(C)	(D)	(E)	(F)	(G)	(H)	(I)	(J)	(K)	(L)	(M)	(N)	(O)	(P)	(Q)	(R)	(S)
BAL	24	19	2	1	31	23	23	13	27	25	9	9	19	12	21	23	16	8	4
BUF	15	15	13	30	14	8	4	20	17t	21	5	14	29	25	10	7	20t	2	14
CIN	23	17	21	17	23	20	21	30	29	27	24t	12	9	32	32	28	14	18	19
CLE	21	24	24	22	15t	26	31	5	4	7	20	30	17	16	4	22	2	26	28
DEN	3	1	6	4	9	2	14	4	12	14	13	10	11	21	12	3	29t	9	13
HOU	5	5	10	20	5	3	1	3	6	10	16t	1	12	30	31	15	27t	13	9
IND	28	21	27	18	27	25	15	22	28	28	14t	19	24	10	13	16	9	21	29
JAX	32	32	26	14	32	32	26	28	32	29	26t	17	27	18	9	30	17	30t	32
KC	4	8	3	3	18	15	20	27	10t	20	11t	23	25	24	23	9	10t	11	6
LAC	13	12	15	29	10	6	12	6	5	8	28	18	21	26	30	1	1	5	18
LV	14	11	14	10	12	12	25	29	17t	22	30t	25	4	19	17	29	26	30t	23
MIA	7	9	9	16	8	9	17	26	10t	5	18t	24	3	27	18	11t	13	20	12
NE	22	23	18	12	22	27	29	21	21	18	1t	28	8	3	1	19	8	25	30
NYJ	8	4	22	7	2	5	30	2	16	16	32	15	2	11	11	13	15	23	21
PIT	9	10	4	5	17	14	5	23	1	4	21t	2	15	20	8	4	7	6	11
TEN	2	3	8	6	1	4	22	19	2t	2	30t	31	32	14	16	27	23	27	10
ARI	18	16	17	15	20	18	19	14	25t	31	11t	20	31	13	22	11t	29t	14	16
ATL	25	22	19	19	26	22	18	32	25t	30	6t	26	16	1	3	25	32	22	15
CAR	30	29	32	24	24	30	24	31	31	32	10	8	7	6	7	32	25	32	31
CHI	17	25	20	26	13	24	10	12	8	6	8	21	22	15	19	8	22	15	25
DAL	27	30	31	28	21	31	11	10	22	11	24t	27	6	9	14	31	24	29	27
DET	12	14	5	13	25	11	3	25	14	1	4	3	30	28	6	2	18t	1	3
GB	11	13	12	9	11	16	6	16	15	12	16t	11	10	31	28	10	20t	7	5
LAR	26	27	28	21	19	29	8	11	24	19	29	13	28	17	20	26	29t	24	22
MIN	10	7	1	2	28	10	2	8	7	9	1t	4	18	22	26	5	3	4	8
NO	31	31	25	31	30	28	9	24	23	15	3	7	5	4	2	20t	6	16t	26
NYG	19	28	30	32	7	17	32	1	9	13	21t	22	14	23	29	17	18t	28	24
PHI	1	2	7	11	3	1	16	7	2t	3	26t	6	23	5	15	6	10t	3	1
SEA	20	18	23	23	15t	13	13	18	19t	17	6t	16	1	7	25	14	10t	16t	17
SF	6	6	11	8	6	7	7	15	13	26	14t	32	26	29	27	20t	27t	19	2
TB	29	26	16	25	29	21	27	17	30	24	21t	29	20	2	5	24	4	12	20
WAS	16	20	29	27	4	19	28	9	19t	23	18t	5	13	8	24	18	5	10	7

- (A) Total Yards per Game
- (B) Total Yards per Play
- (C) Rushing Yards per Game
- (D) Rushing Yards per Attempt
- (E) Passing Net Yards per Game
- (F) Passing Net Yards per Play
- (G) Passing, Percent Had Intercepted
- (H) Sacks per Pass Play
- (I) First Downs per Game
- (J) Third Down Efficiency

- (K) Fourth Down Efficiency
- (L) Punt Return Average
- (M) Kickoff Return Average
- (N) Gross Punting Average
- (O) Net Punting Average
- (P) Points per Game
- (Q) Field Goal Percentage
- (R) Points per Game Differential (combined offense/defense)
- (S) Net Yards per Game Differential (combined offense/defense)

2024 NATIONAL FOOTBALL LEAGUE

AFC TOTAL OFFENSE

RANK	TEAM	TOTAL	RUSH	PASS	TOTAL/G	RUSH/G	PASS/G
1	Baltimore	5120	2162	2958	426.7	180.2	246.5
2	Cincinnati	3897	1007	2890	354.3	91.5	262.7
3	Buffalo	3798	1311	2487	345.3	119.2	226.1
4	Kansas City	3770	1279	2491	342.7	116.3	226.5
5	Houston	4032	1375	2657	336.0	114.6	221.4
6	Pittsburgh	3608	1487	2121	328.0	135.2	192.8
7	Miami	3563	1285	2278	323.9	116.8	207.1
8	Los Angeles Chargers	3551	1299	2252	322.8	118.1	204.7
9	Indianapolis	3796	1400	2396	316.3	116.7	199.7
10	Denver	3762	1339	2423	313.5	111.6	201.9
11	Tennessee	3323	1302	2021	302.1	118.4	183.7
12	New York Jets	3238	959	2279	294.4	87.2	207.2
13	Las Vegas	3219	821	2398	292.6	74.6	218.0
14	Cleveland	3217	970	2247	292.5	88.2	204.3
15	Jacksonville	3199	1118	2081	290.8	101.6	189.2
16	New England	3362	1354	2008	280.2	112.8	167.3
	TOTALS	58455	20468	37987	323.0	113.1	209.9

AFC TOTAL DEFENSE

RANK	TEAM	TOTAL	RUSH	PASS	TOTAL/G	RUSH/G	PASS/G
1	Tennessee	3040	1174	1866	276.4	106.7	169.6
2	Denver	3552	1154	2398	296.0	96.2	199.8
3	Kansas City	3309	938	2371	300.8	85.3	215.5
4	Houston	3637	1329	2308	303.1	110.8	192.3
5	Miami	3349	1176	2173	304.5	106.9	197.5
6	New York Jets	3355	1431	1924	305.0	130.1	174.9
7	Pittsburgh	3359	993	2366	305.4	90.3	215.1
8	Los Angeles Chargers	3560	1317	2243	323.6	119.7	203.9
9	Las Vegas	3603	1314	2289	327.5	119.5	208.1
10	Buffalo	3620	1310	2310	329.1	119.1	210.0
11	Cleveland	3795	1437	2358	345.0	130.6	214.4
12	New England	4170	1477	2693	347.5	123.1	224.4
13	Cincinnati	3910	1428	2482	355.5	129.8	225.6
14	Baltimore	4267	935	3332	355.6	77.9	277.7
15	Indianapolis	4510	1711	2799	375.8	142.6	233.3
16	Jacksonville	4551	1490	3061	413.7	135.5	278.3
	TOTALS	59587	20614	38973	329.2	113.9	215.3

2024 NATIONAL FOOTBALL LEAGUE

NFC TOTAL OFFENSE

RANK	TEAM	TOTAL	RUSH	PASS	TOTAL/G	RUSH/G	PASS/G
1	Detroit	4337	1659	2678	394.3	150.8	243.5
2	Philadelphia	4280	2127	2153	389.1	193.4	195.7
3	San Francisco	4233	1522	2711	384.8	138.4	246.5
4	Green Bay	4206	1668	2538	382.4	151.6	230.7
5	Washington	4446	1773	2673	370.5	147.8	222.8
6	Tampa Bay	4065	1409	2656	369.5	128.1	241.5
7	Atlanta	3977	1297	2680	361.5	117.9	243.6
8	Minnesota	3862	1288	2574	351.1	117.1	234.0
9	New Orleans	3821	1438	2383	347.4	130.7	216.6
10	Seattle	3809	980	2829	346.3	89.1	257.2
11	Arizona	3762	1543	2219	342.0	140.3	201.7
12	Los Angeles Rams	3650	1046	2604	331.8	95.1	236.7
13	Dallas	3555	908	2647	323.2	82.5	240.6
14	New York Giants	3342	1275	2067	303.8	115.9	187.9
15	Chicago	3288	1230	2058	298.9	111.8	187.1
16	Carolina	3141	1185	1956	285.5	107.7	177.8
	TOTALS	61774	22348	39426	349.0	126.3	222.7

NFC TOTAL DEFENSE

RANK	TEAM	TOTAL	RUSH	PASS	TOTAL/G	RUSH/G	PASS/G
1	Philadelphia	3021	1091	1930	274.6	99.2	175.5
2	San Francisco	3347	1219	2128	304.3	110.8	193.5
3	Minnesota	3493	822	2671	317.5	74.7	242.8
4	Green Bay	3512	1240	2272	319.3	112.7	206.5
5	Detroit	3543	1044	2499	322.1	94.9	227.2
6	Washington	4015	1746	2269	334.6	145.5	189.1
7	Chicago	3729	1427	2302	339.0	129.7	209.3
8	Arizona	3745	1340	2405	340.5	121.8	218.6
9	New York Giants	3763	1627	2136	342.1	147.9	194.2
10	Seattle	3793	1435	2358	344.8	130.5	214.4
11	Atlanta	3928	1399	2529	357.1	127.2	229.9
12	Los Angeles Rams	3987	1587	2400	362.5	144.3	218.2
13	Dallas	4069	1655	2414	369.9	150.5	219.5
14	Tampa Bay	4138	1328	2810	376.2	120.7	255.5
15	Carolina	4260	1766	2494	387.3	160.5	226.7
16	New Orleans	4299	1476	2823	390.8	134.2	256.6
	TOTALS	60642	22202	38440	342.6	125.4	217.2

2024 NATIONAL FOOTBALL LEAGUE

NFL TOTAL OFFENSE

RANK	TEAM	TOTAL	RUSH	PASS	TOTAL/G	RUSH/G	PASS/G
1	Baltimore	5120	2162	2958	426.7	180.2	246.5
2	Detroit	4337	1659	2678	394.3	150.8	243.5
3	Philadelphia	4280	2127	2153	389.1	193.4	195.7
4	San Francisco	4233	1522	2711	384.8	138.4	246.5
5	Green Bay	4206	1668	2538	382.4	151.6	230.7
6	Washington	4446	1773	2673	370.5	147.8	222.8
7	Tampa Bay	4065	1409	2656	369.5	128.1	241.5
8	Atlanta	3977	1297	2680	361.5	117.9	243.6
9	Cincinnati	3897	1007	2890	354.3	91.5	262.7
10	Minnesota	3862	1288	2574	351.1	117.1	234.0
11	New Orleans	3821	1438	2383	347.4	130.7	216.6
12	Seattle	3809	980	2829	346.3	89.1	257.2
13	Buffalo	3798	1311	2487	345.3	119.2	226.1
14	Kansas City	3770	1279	2491	342.7	116.3	226.5
15	Arizona	3762	1543	2219	342.0	140.3	201.7
16	Houston	4032	1375	2657	336.0	114.6	221.4
17	Los Angeles Rams	3650	1046	2604	331.8	95.1	236.7
18	Pittsburgh	3608	1487	2121	328.0	135.2	192.8
19	Miami	3563	1285	2278	323.9	116.8	207.1
20	Dallas	3555	908	2647	323.2	82.5	240.6
21	Los Angeles Chargers	3551	1299	2252	322.8	118.1	204.7
22	Indianapolis	3796	1400	2396	316.3	116.7	199.7
23	Denver	3762	1339	2423	313.5	111.6	201.9
24	New York Giants	3342	1275	2067	303.8	115.9	187.9
25	Tennessee	3323	1302	2021	302.1	118.4	183.7
26	Chicago	3288	1230	2058	298.9	111.8	187.1
27	New York Jets	3238	959	2279	294.4	87.2	207.2
28	Las Vegas	3219	821	2398	292.6	74.6	218.0
29	Cleveland	3217	970	2247	292.5	88.2	204.3
30	Jacksonville	3199	1118	2081	290.8	101.6	189.2
31	Carolina	3141	1185	1956	285.5	107.7	177.8
32	New England	3362	1354	2008	280.2	112.8	167.3
	TOTALS	120229	42816	77413	335.8	119.6	216.2

2024 NATIONAL FOOTBALL LEAGUE

NFL TOTAL DEFENSE

RANK	TEAM	TOTAL	RUSH	PASS	TOTAL/G	RUSH/G	PASS/G
1	Philadelphia	3021	1091	1930	274.6	99.2	175.5
2	Tennessee	3040	1174	1866	276.4	106.7	169.6
3	Denver	3552	1154	2398	296.0	96.2	199.8
4	Kansas City	3309	938	2371	300.8	85.3	215.5
5	Houston	3637	1329	2308	303.1	110.8	192.3
6	San Francisco	3347	1219	2128	304.3	110.8	193.5
7	Miami	3349	1176	2173	304.5	106.9	197.5
8	New York Jets	3355	1431	1924	305.0	130.1	174.9
9	Pittsburgh	3359	993	2366	305.4	90.3	215.1
10	Minnesota	3493	822	2671	317.5	74.7	242.8
11	Green Bay	3512	1240	2272	319.3	112.7	206.5
12	Detroit	3543	1044	2499	322.1	94.9	227.2
13	Los Angeles Chargers	3560	1317	2243	323.6	119.7	203.9
14	Las Vegas	3603	1314	2289	327.5	119.5	208.1
15	Buffalo	3620	1310	2310	329.1	119.1	210.0
16	Washington	4015	1746	2269	334.6	145.5	189.1
17	Chicago	3729	1427	2302	339.0	129.7	209.3
18	Arizona	3745	1340	2405	340.5	121.8	218.6
19	New York Giants	3763	1627	2136	342.1	147.9	194.2
20	Seattle	3793	1435	2358	344.8	130.5	214.4
21	Cleveland	3795	1437	2358	345.0	130.6	214.4
22	New England	4170	1477	2693	347.5	123.1	224.4
23	Cincinnati	3910	1428	2482	355.5	129.8	225.6
24	Baltimore	4267	935	3332	355.6	77.9	277.7
25	Atlanta	3928	1399	2529	357.1	127.2	229.9
26	Los Angeles Rams	3987	1587	2400	362.5	144.3	218.2
27	Dallas	4069	1655	2414	369.9	150.5	219.5
28	Indianapolis	4510	1711	2799	375.8	142.6	233.3
29	Tampa Bay	4138	1328	2810	376.2	120.7	255.5
30	Carolina	4260	1766	2494	387.3	160.5	226.7
31	New Orleans	4299	1476	2823	390.8	134.2	256.6
32	Jacksonville	4551	1490	3061	413.7	135.5	278.3
	TOTALS	120229	42816	77413	335.8	119.6	216.2

2024 NATIONAL FOOTBALL LEAGUE

2024 NATIONAL FOOTBALL LEAGUE

AFC TEAM TAKEAWAYS/GIVEAWAYS

RANK	TEAM	TAKEAWAYS			GIVEAWAYS			NET DIFF
		INT	FUM	TOTAL	INT	FUM	TOTAL	
1	Buffalo	13	8	21	5	2	7	+14
2	Pittsburgh	12	10	22	3	6	9	+13
3	Houston	15	8	23	9	5	14	+9
4	Los Angeles Chargers	9	4	13	1	4	5	+8
5t	Baltimore	7	4	11	3	6	9	+2
5t	Denver	9	6	15	6	7	13	+2
7	Cincinnati	6	5	11	4	6	10	+1
8t	Indianapolis	8	9	17	12	6	18	-1
8t	Miami	7	4	11	5	7	12	-1
10	New York Jets	2	6	8	7	4	11	-3
11	Kansas City	6	3	9	11	3	14	-5
12t	Cleveland	2	6	8	9	6	15	-7
12t	New England	4	5	9	8	8	16	-7
14	Jacksonville	5	3	8	9	7	16	-8
15	Tennessee	5	4	9	13	8	21	-12
16	Las Vegas	5	0	5	12	10	22	-17
	TOTALS	115	85	200	117	95	212	-12

NFC TEAM TAKEAWAYS/GIVEAWAYS

RANK	TEAM	TAKEAWAYS			GIVEAWAYS			NET DIFF
		INT	FUM	TOTAL	INT	FUM	TOTAL	
1t	Chicago	9	9	18	5	4	9	+9
1t	Detroit	14	5	19	9	1	10	+9
3	Green Bay	11	11	22	11	3	14	+8
4	Minnesota	16	6	22	10	8	18	+4
5t	Los Angeles Rams	10	5	15	7	5	12	+3
5t	Philadelphia	7	7	14	5	6	11	+3
5t	Washington	4	7	11	5	3	8	+3
8	New Orleans	12	3	15	7	6	13	+2
9t	Arizona	6	6	12	4	8	12	0
9t	San Francisco	11	5	16	9	7	16	0
9t	Tampa Bay	5	8	13	9	4	13	0
12	Atlanta	7	3	10	9	4	13	-3
13	Carolina	5	6	11	12	4	16	-5
14t	New York Giants	1	8	9	7	8	15	-6
14t	Seattle	8	3	11	12	5	17	-6
16	Dallas	8	4	12	11	10	21	-9
	TOTALS	134	96	230	132	86	218	+12

2024 NATIONAL FOOTBALL LEAGUE

NFL TEAM TAKEAWAYS/GIVEAWAYS

RANK	TEAM	TAKEAWAYS			GIVEAWAYS			NET DIFF
		INT	FUM	TOTAL	INT	FUM	TOTAL	
1	Buffalo	13	8	21	5	2	7	+14
2	Pittsburgh	12	10	22	3	6	9	+13
3t	Chicago	9	9	18	5	4	9	+9
3t	Detroit	14	5	19	9	1	10	+9
3t	Houston	15	8	23	9	5	14	+9
6t	Green Bay	11	11	22	11	3	14	+8
6t	Los Angeles Chargers	9	4	13	1	4	5	+8
8	Minnesota	16	6	22	10	8	18	+4
9t	Los Angeles Rams	10	5	15	7	5	12	+3
9t	Philadelphia	7	7	14	5	6	11	+3
9t	Washington	4	7	11	5	3	8	+3
12t	Baltimore	7	4	11	3	6	9	+2
12t	Denver	9	6	15	6	7	13	+2
12t	New Orleans	12	3	15	7	6	13	+2
15	Cincinnati	6	5	11	4	6	10	+1
16t	Arizona	6	6	12	4	8	12	0
16t	San Francisco	11	5	16	9	7	16	0
16t	Tampa Bay	5	8	13	9	4	13	0
19t	Indianapolis	8	9	17	12	6	18	-1
19t	Miami	7	4	11	5	7	12	-1
21t	Atlanta	7	3	10	9	4	13	-3
21t	New York Jets	2	6	8	7	4	11	-3
23t	Carolina	5	6	11	12	4	16	-5
23t	Kansas City	6	3	9	11	3	14	-5
25t	New York Giants	1	8	9	7	8	15	-6
25t	Seattle	8	3	11	12	5	17	-6
27t	Cleveland	2	6	8	9	6	15	-7
27t	New England	4	5	9	8	8	16	-7
29	Jacksonville	5	3	8	9	7	16	-8
30	Dallas	8	4	12	11	10	21	-9
31	Tennessee	5	4	9	13	8	21	-12
32	Las Vegas	5	0	5	12	10	22	-17
	TOTALS	249	181	430	249	181	430	0

2024 NATIONAL FOOTBALL LEAGUE

2024 NATIONAL FOOTBALL LEAGUE

AFC OFFENSE INSIDE THE 20

RANK	TEAM	DRIVES	PTS	TD	TD%	FG	SCORES	SCORE%
1	Baltimore	47	282	37	78.7%	8	45	95.7%
2	Cincinnati	33	186	23	69.7%	9	32	97.0%
3	Buffalo	47	245	30	63.8%	13	43	91.5%
4	Miami	33	161	19	57.6%	10	29	87.9%
5	Denver	40	189	23	57.5%	10	33	82.5%
6t	Cleveland	21	103	12	57.1%	6	18	85.7%
6t	Los Angeles Chargers	28	140	16	57.1%	10	26	92.9%
8	Jacksonville	34	157	19	55.9%	8	27	79.4%
9	Kansas City	43	214	24	55.8%	16	40	93.0%
10	Houston	42	195	23	54.8%	12	35	83.3%
11	New York Jets	34	154	18	52.9%	10	28	82.4%
12	Indianapolis	36	171	19	52.8%	14	33	91.7%
13t	Las Vegas	30	139	15	50.0%	11	26	86.7%
13t	Tennessee	30	129	15	50.0%	8	23	76.7%
15	New England	32	143	15	46.9%	13	28	87.5%
16	Pittsburgh	38	166	17	44.7%	16	33	86.8%
	TOTALS	568	2774	325	57.2%	174	499	87.9%

AFC DEFENSE INSIDE THE 20

RANK	TEAM	DRIVES	PTS	TD	TD%	FG	SCORES	SCORE%
1	Denver	33	140	13	39.4%	16	29	87.9%
2	Los Angeles Chargers	24	102	11	45.8%	9	20	83.3%
3	Miami	29	127	14	48.3%	10	24	82.8%
4	Buffalo	39	173	20	51.3%	11	31	79.5%
5	Pittsburgh	33	148	17	51.5%	10	27	81.8%
6	Kansas City	38	169	20	52.6%	11	31	81.6%
7	Baltimore	38	177	21	55.3%	11	32	84.2%
8	New York Jets	39	192	23	59.0%	11	34	87.2%
9	Indianapolis	44	210	26	59.1%	10	36	81.8%
10	New England	42	208	25	59.5%	12	37	88.1%
11	Cleveland	32	158	20	62.5%	6	26	81.3%
12	Las Vegas	42	221	27	64.3%	12	39	92.9%
13	Tennessee	34	185	22	64.7%	11	33	97.1%
14	Jacksonville	43	226	28	65.1%	12	40	93.0%
15	Houston	28	143	19	67.9%	4	23	82.1%
16	Cincinnati	34	193	24	70.6%	8	32	94.1%
	TOTALS	572	2772	330	57.7%	164	494	86.4%

2024 NATIONAL FOOTBALL LEAGUE

NFC OFFENSE INSIDE THE 20

RANK	TEAM	DRIVES	PTS	TD	TD%	FG	SCORES	SCORE%
1	Tampa Bay	43	237	30	69.8%	10	40	93.0%
2	Detroit	45	238	31	68.9%	8	39	86.7%
3	Chicago	26	135	17	65.4%	6	23	88.5%
4	New Orleans	34	164	21	61.8%	7	28	82.4%
5	Arizona	32	167	19	59.4%	11	30	93.8%
6	Washington	48	251	28	58.3%	18	46	95.8%
7	Carolina	31	151	18	58.1%	9	27	87.1%
8	Philadelphia	43	202	24	55.8%	12	36	83.7%
9	Seattle	27	122	15	55.6%	6	21	77.8%
10	Green Bay	44	208	24	54.5%	13	37	84.1%
11	Minnesota	39	182	21	53.8%	12	33	84.6%
12	Atlanta	32	149	17	53.1%	10	27	84.4%
13t	Los Angeles Rams	40	173	20	50.0%	12	32	80.0%
13t	San Francisco	42	192	21	50.0%	16	37	88.1%
15	Dallas	28	104	12	42.9%	7	19	67.9%
16	New York Giants	31	107	12	38.7%	9	21	67.7%
	TOTALS	585	2782	330	56.4%	166	496	84.8%

NFC DEFENSE INSIDE THE 20

RANK	TEAM	DRIVES	PTS	TD	TD%	FG	SCORES	SCORE%
1	Detroit	30	117	12	40.0%	11	23	76.7%
2	Chicago	39	157	16	41.0%	16	32	82.1%
3	Philadelphia	32	138	15	46.9%	11	26	81.3%
4	New Orleans	34	142	16	47.1%	11	27	79.4%
5	Arizona	37	159	18	48.6%	11	29	78.4%
6	Los Angeles Rams	41	186	20	48.8%	16	36	87.8%
7	New York Giants	33	164	17	51.5%	15	32	97.0%
8	Seattle	40	190	21	52.5%	15	36	90.0%
9	Tampa Bay	41	189	23	56.1%	10	33	80.5%
10	Green Bay	35	172	21	60.0%	9	30	85.7%
11	Atlanta	36	182	22	61.1%	9	31	86.1%
12	Carolina	47	245	30	63.8%	12	42	89.4%
13	Minnesota	26	132	17	65.4%	4	21	80.8%
14	Washington	36	191	24	66.7%	9	33	91.7%
15	San Francisco	37	205	25	67.6%	10	35	94.6%
16	Dallas	37	215	28	75.7%	7	35	94.6%
	TOTALS	581	2784	325	55.9%	176	501	86.2%

2024 NATIONAL FOOTBALL LEAGUE

NFL OFFENSE INSIDE THE 20

RANK	TEAM	DRIVES	PTS	TD	TD%	FG	SCORES	SCORE%
1	Baltimore	47	282	37	78.7%	8	45	95.7%
2	Tampa Bay	43	237	30	69.8%	10	40	93.0%
3	Cincinnati	33	186	23	69.7%	9	32	97.0%
4	Detroit	45	238	31	68.9%	8	39	86.7%
5	Chicago	26	135	17	65.4%	6	23	88.5%
6	Buffalo	47	245	30	63.8%	13	43	91.5%
7	New Orleans	34	164	21	61.8%	7	28	82.4%
8	Arizona	32	167	19	59.4%	11	30	93.8%
9	Washington	48	251	28	58.3%	18	46	95.8%
10	Carolina	31	151	18	58.1%	9	27	87.1%
11	Miami	33	161	19	57.6%	10	29	87.9%
12	Denver	40	189	23	57.5%	10	33	82.5%
13t	Cleveland	21	103	12	57.1%	6	18	85.7%
13t	Los Angeles Chargers	28	140	16	57.1%	10	26	92.9%
15	Jacksonville	34	157	19	55.9%	8	27	79.4%
16t	Kansas City	43	214	24	55.8%	16	40	93.0%
16t	Philadelphia	43	202	24	55.8%	12	36	83.7%
18	Seattle	27	122	15	55.6%	6	21	77.8%
19	Houston	42	195	23	54.8%	12	35	83.3%
20	Green Bay	44	208	24	54.5%	13	37	84.1%
21	Minnesota	39	182	21	53.8%	12	33	84.6%
22	Atlanta	32	149	17	53.1%	10	27	84.4%
23	New York Jets	34	154	18	52.9%	10	28	82.4%
24	Indianapolis	36	171	19	52.8%	14	33	91.7%
25t	Las Vegas	30	139	15	50.0%	11	26	86.7%
25t	Los Angeles Rams	40	173	20	50.0%	12	32	80.0%
25t	San Francisco	42	192	21	50.0%	16	37	88.1%
25t	Tennessee	30	129	15	50.0%	8	23	76.7%
29	New England	32	143	15	46.9%	13	28	87.5%
30	Pittsburgh	38	166	17	44.7%	16	33	86.8%
31	Dallas	28	104	12	42.9%	7	19	67.9%
32	New York Giants	31	107	12	38.7%	9	21	67.7%
	TOTALS	1153	5556	655	56.8%	340	995	86.3%

2024 NATIONAL FOOTBALL LEAGUE

NFL DEFENSE INSIDE THE 20

RANK	TEAM	DRIVES	PTS	TD	TD%	FG	SCORES	SCORE%
1	Denver	33	140	13	39.4%	16	29	87.9%
2	Detroit	30	117	12	40.0%	11	23	76.7%
3	Chicago	39	157	16	41.0%	16	32	82.1%
4	Los Angeles Chargers	24	102	11	45.8%	9	20	83.3%
5	Philadelphia	32	138	15	46.9%	11	26	81.3%
6	New Orleans	34	142	16	47.1%	11	27	79.4%
7	Miami	29	127	14	48.3%	10	24	82.8%
8	Arizona	37	159	18	48.6%	11	29	78.4%
9	Los Angeles Rams	41	186	20	48.8%	16	36	87.8%
10	Buffalo	39	173	20	51.3%	11	31	79.5%
11t	New York Giants	33	164	17	51.5%	15	32	97.0%
11t	Pittsburgh	33	148	17	51.5%	10	27	81.8%
13	Seattle	40	190	21	52.5%	15	36	90.0%
14	Kansas City	38	169	20	52.6%	11	31	81.6%
15	Baltimore	38	177	21	55.3%	11	32	84.2%
16	Tampa Bay	41	189	23	56.1%	10	33	80.5%
17	New York Jets	39	192	23	59.0%	11	34	87.2%
18	Indianapolis	44	210	26	59.1%	10	36	81.8%
19	New England	42	208	25	59.5%	12	37	88.1%
20	Green Bay	35	172	21	60.0%	9	30	85.7%
21	Atlanta	36	182	22	61.1%	9	31	86.1%
22	Cleveland	32	158	20	62.5%	6	26	81.3%
23	Carolina	47	245	30	63.8%	12	42	89.4%
24	Las Vegas	42	221	27	64.3%	12	39	92.9%
25	Tennessee	34	185	22	64.7%	11	33	97.1%
26	Jacksonville	43	226	28	65.1%	12	40	93.0%
27	Minnesota	26	132	17	65.4%	4	21	80.8%
28	Washington	36	191	24	66.7%	9	33	91.7%
29	San Francisco	37	205	25	67.6%	10	35	94.6%
30	Houston	28	143	19	67.9%	4	23	82.1%
31	Cincinnati	34	193	24	70.6%	8	32	94.1%
32	Dallas	37	215	28	75.7%	7	35	94.6%
	TOTALS	1153	5556	655	56.8%	340	995	86.3%

2024 NATIONAL FOOTBALL LEAGUE

2024 NATIONAL FOOTBALL LEAGUE

AFC TEAM OFFENSE FIRST DOWNS, THIRD DOWNS & FOURTH DOWNS

RANK	TEAM	FIRST DOWNS				THIRD DOWNS			FOURTH DOWNS		
		TOTAL	RUSH	PASS	PEN	MADE	ATT	PCT	MADE	ATT	PCT
1	Baltimore	274	107	143	24	62	132	47.0%	7	10	70.0%
2	Kansas City	244	79	148	17	78	148	52.7%	9	11	81.8%
3	Buffalo	229	88	117	24	55	131	42.0%	12	14	85.7%
4t	Cincinnati	228	53	155	20	66	146	45.2%	9	14	64.3%
4t	Houston	228	62	149	17	61	165	37.0%	8	12	66.7%
6	Miami	217	66	130	21	59	141	41.8%	5	18	27.8%
7	Denver	213	84	117	12	60	161	37.3%	10	17	58.8%
8	Indianapolis	209	79	115	15	54	150	36.0%	10	17	58.8%
9	Pittsburgh	207	81	98	28	61	157	38.9%	7	14	50.0%
10	New England	203	68	112	23	56	164	34.1%	10	16	62.5%
11	Tennessee	200	75	103	22	46	139	33.1%	6	14	42.9%
12	Las Vegas	199	42	139	18	51	144	35.4%	8	17	47.1%
13	Los Angeles Chargers	194	70	107	17	57	148	38.5%	6	8	75.0%
14	New York Jets	193	50	124	19	56	141	39.7%	3	10	30.0%
15	Cleveland	190	62	112	16	41	152	27.0%	18	28	64.3%
16	Jacksonville	184	63	109	12	38	119	31.9%	10	20	50.0%
	TOTALS	3412	1129	1978	305	901	2338	38.5%	138	240	57.5%

AFC TEAM DEFENSE FIRST DOWNS, THIRD DOWNS & FOURTH DOWNS

RANK	TEAM	FIRST DOWNS				THIRD DOWNS			FOURTH DOWNS		
		TOTAL	RUSH	PASS	PEN	MADE	ATT	PCT	MADE	ATT	PCT
1	Pittsburgh	187	66	108	13	44	133	33.1%	10	15	66.7%
2	Tennessee	190	62	99	29	42	133	31.6%	6	8	75.0%
3	Cleveland	192	71	109	12	49	143	34.3%	8	13	61.5%
4	Los Angeles Chargers	194	71	105	18	51	148	34.5%	12	17	70.6%
5t	Kansas City	200	61	120	19	55	135	40.7%	9	17	52.9%
5t	Miami	200	66	116	18	44	131	33.6%	6	10	60.0%
7	Houston	212	70	117	25	54	155	34.8%	10	17	58.8%
8	New York Jets	215	88	99	28	54	142	38.0%	10	13	76.9%
9t	Buffalo	216	64	135	17	53	130	40.8%	9	23	39.1%
9t	Las Vegas	216	66	131	19	58	141	41.1%	6	8	75.0%
11	Denver	219	59	130	30	61	168	36.3%	10	18	55.6%
12	Cincinnati	238	94	126	18	63	142	44.4%	13	19	68.4%
13	New England	243	79	141	23	58	146	39.7%	4	11	36.4%
14	Baltimore	252	50	172	30	72	165	43.6%	8	17	47.1%
15	Indianapolis	255	97	141	17	75	168	44.6%	11	19	57.9%
16	Jacksonville	262	83	156	23	64	143	44.8%	11	16	68.8%
	TOTALS	3491	1147	2005	339	897	2323	38.6%	143	241	59.3%

2024 NATIONAL FOOTBALL LEAGUE

NFC TEAM OFFENSE FIRST DOWNS, THIRD DOWNS & FOURTH DOWNS

RANK	TEAM	FIRST DOWNS				THIRD DOWNS			FOURTH DOWNS		
		TOTAL	RUSH	PASS	PEN	MADE	ATT	PCT	MADE	ATT	PCT
1	Washington	258	103	132	23	62	147	42.2%	12	14	85.7%
2	Detroit	254	98	140	16	59	126	46.8%	10	16	62.5%
3	Tampa Bay	245	79	143	23	68	135	50.4%	5	9	55.6%
4	Philadelphia	238	114	109	15	65	151	43.0%	12	19	63.2%
5t	Los Angeles Rams	229	73	131	25	39	123	31.7%	11	17	64.7%
5t	San Francisco	229	79	129	21	57	129	44.2%	3	9	33.3%
7t	Minnesota	228	71	129	28	52	129	40.3%	4	7	57.1%
7t	Seattle	228	56	150	22	51	135	37.8%	8	16	50.0%
9	Green Bay	225	89	115	21	47	125	37.6%	5	10	50.0%
10	Atlanta	220	70	132	18	49	131	37.4%	14	19	73.7%
11	Arizona	216	86	114	16	48	116	41.4%	4	11	36.4%
12	Dallas	211	53	131	27	49	143	34.3%	8	23	34.8%
13	New York Giants	210	78	117	15	58	153	37.9%	12	21	57.1%
14	New Orleans	204	83	104	17	55	141	39.0%	9	16	56.3%
15	Chicago	203	72	111	20	50	155	32.3%	17	26	65.4%
16	Carolina	178	63	101	14	45	133	33.8%	7	20	35.0%
	TOTALS	3576	1267	1988	321	854	2172	39.3%	141	253	55.7%

NFC TEAM DEFENSE FIRST DOWNS, THIRD DOWNS & FOURTH DOWNS

RANK	TEAM	FIRST DOWNS				THIRD DOWNS			FOURTH DOWNS		
		TOTAL	RUSH	PASS	PEN	MADE	ATT	PCT	MADE	ATT	PCT
1	Philadelphia	190	66	109	15	42	129	32.6%	11	16	68.8%
2	Minnesota	195	39	140	16	50	145	34.5%	8	22	36.4%
3	Chicago	196	75	109	12	47	138	34.1%	6	13	46.2%
4	New York Giants	199	82	103	14	48	134	35.8%	10	15	66.7%
5	San Francisco	202	73	115	14	62	142	43.7%	11	19	57.9%
6	Detroit	207	53	124	30	37	124	29.8%	7	18	38.9%
7	Green Bay	209	79	116	14	46	129	35.7%	10	17	58.8%
8	Seattle	220	77	122	21	56	146	38.4%	4	9	44.4%
9	Dallas	223	98	111	14	47	134	35.1%	13	19	68.4%
10	New Orleans	227	79	127	21	48	132	36.4%	6	16	37.5%
11	Los Angeles Rams	228	85	121	22	53	131	40.5%	5	7	71.4%
12t	Arizona	230	81	134	15	66	137	48.2%	9	17	52.9%
12t	Atlanta	230	90	129	11	65	141	46.1%	8	18	44.4%
14t	Tampa Bay	240	75	144	21	60	138	43.5%	14	21	66.7%
14t	Washington	240	95	123	22	59	141	41.8%	9	15	60.0%
16	Carolina	261	102	134	25	72	146	49.3%	5	10	50.0%
	TOTALS	3497	1249	1961	287	858	2187	39.2%	136	252	54.0%

2024 NATIONAL FOOTBALL LEAGUE

NFL TEAM OFFENSE FIRST DOWNS, THIRD DOWNS & FOURTH DOWNS

RANK	TEAM	FIRST DOWNS				THIRD DOWNS			FOURTH DOWNS		
		TOTAL	RUSH	PASS	PEN	MADE	ATT	PCT	MADE	ATT	PCT
1	Baltimore	274	107	143	24	62	132	47.0%	7	10	70.0%
2	Washington	258	103	132	23	62	147	42.2%	12	14	85.7%
3	Detroit	254	98	140	16	59	126	46.8%	10	16	62.5%
4	Tampa Bay	245	79	143	23	68	135	50.4%	5	9	55.6%
5	Kansas City	244	79	148	17	78	148	52.7%	9	11	81.8%
6	Philadelphia	238	114	109	15	65	151	43.0%	12	19	63.2%
7t	Buffalo	229	88	117	24	55	131	42.0%	12	14	85.7%
7t	Los Angeles Rams	229	73	131	25	39	123	31.7%	11	17	64.7%
7t	San Francisco	229	79	129	21	57	129	44.2%	3	9	33.3%
10t	Cincinnati	228	53	155	20	66	146	45.2%	9	14	64.3%
10t	Houston	228	62	149	17	61	165	37.0%	8	12	66.7%
10t	Minnesota	228	71	129	28	52	129	40.3%	4	7	57.1%
10t	Seattle	228	56	150	22	51	135	37.8%	8	16	50.0%
14	Green Bay	225	89	115	21	47	125	37.6%	5	10	50.0%
15	Atlanta	220	70	132	18	49	131	37.4%	14	19	73.7%
16	Miami	217	66	130	21	59	141	41.8%	5	18	27.8%
17	Arizona	216	86	114	16	48	116	41.4%	4	11	36.4%
18	Denver	213	84	117	12	60	161	37.3%	10	17	58.8%
19	Dallas	211	53	131	27	49	143	34.3%	8	23	34.8%
20	New York Giants	210	78	117	15	58	153	37.9%	12	21	57.1%
21	Indianapolis	209	79	115	15	54	150	36.0%	10	17	58.8%
22	Pittsburgh	207	81	98	28	61	157	38.9%	7	14	50.0%
23	New Orleans	204	83	104	17	55	141	39.0%	9	16	56.3%
24t	Chicago	203	72	111	20	50	155	32.3%	17	26	65.4%
24t	New England	203	68	112	23	56	164	34.1%	10	16	62.5%
26	Tennessee	200	75	103	22	46	139	33.1%	6	14	42.9%
27	Las Vegas	199	42	139	18	51	144	35.4%	8	17	47.1%
28	Los Angeles Chargers	194	70	107	17	57	148	38.5%	6	8	75.0%
29	New York Jets	193	50	124	19	56	141	39.7%	3	10	30.0%
30	Cleveland	190	62	112	16	41	152	27.0%	18	28	64.3%
31	Jacksonville	184	63	109	12	38	119	31.9%	10	20	50.0%
32	Carolina	178	63	101	14	45	133	33.8%	7	20	35.0%
	TOTALS	6988	2396	3966	626	1755	4510	38.9%	279	493	56.6%

2024 NATIONAL FOOTBALL LEAGUE

NFL TEAM DEFENSE FIRST DOWNS, THIRD DOWNS & FOURTH DOWNS

RANK	TEAM	FIRST DOWNS				THIRD DOWNS			FOURTH DOWNS		
		TOTAL	RUSH	PASS	PEN	MADE	ATT	PCT	MADE	ATT	PCT
1	Pittsburgh	187	66	108	13	44	133	33.1%	10	15	66.7%
2t	Philadelphia	190	66	109	15	42	129	32.6%	11	16	68.8%
2t	Tennessee	190	62	99	29	42	133	31.6%	6	8	75.0%
4	Cleveland	192	71	109	12	49	143	34.3%	8	13	61.5%
5	Los Angeles Chargers	194	71	105	18	51	148	34.5%	12	17	70.6%
6	Minnesota	195	39	140	16	50	145	34.5%	8	22	36.4%
7	Chicago	196	75	109	12	47	138	34.1%	6	13	46.2%
8	New York Giants	199	82	103	14	48	134	35.8%	10	15	66.7%
9t	Kansas City	200	61	120	19	55	135	40.7%	9	17	52.9%
9t	Miami	200	66	116	18	44	131	33.6%	6	10	60.0%
11	San Francisco	202	73	115	14	62	142	43.7%	11	19	57.9%
12	Detroit	207	53	124	30	37	124	29.8%	7	18	38.9%
13	Green Bay	209	79	116	14	46	129	35.7%	10	17	58.8%
14	Houston	212	70	117	25	54	155	34.8%	10	17	58.8%
15	New York Jets	215	88	99	28	54	142	38.0%	10	13	76.9%
16t	Buffalo	216	64	135	17	53	130	40.8%	9	23	39.1%
16t	Las Vegas	216	66	131	19	58	141	41.1%	6	8	75.0%
18	Denver	219	59	130	30	61	168	36.3%	10	18	55.6%
19	Seattle	220	77	122	21	56	146	38.4%	4	9	44.4%
20	Dallas	223	98	111	14	47	134	35.1%	13	19	68.4%
21	New Orleans	227	79	127	21	48	132	36.4%	6	16	37.5%
22	Los Angeles Rams	228	85	121	22	53	131	40.5%	5	7	71.4%
23t	Arizona	230	81	134	15	66	137	48.2%	9	17	52.9%
23t	Atlanta	230	90	129	11	65	141	46.1%	8	18	44.4%
25	Cincinnati	238	94	126	18	63	142	44.4%	13	19	68.4%
26t	Tampa Bay	240	75	144	21	60	138	43.5%	14	21	66.7%
26t	Washington	240	95	123	22	59	141	41.8%	9	15	60.0%
28	New England	243	79	141	23	58	146	39.7%	4	11	36.4%
29	Baltimore	252	50	172	30	72	165	43.6%	8	17	47.1%
30	Indianapolis	255	97	141	17	75	168	44.6%	11	19	57.9%
31	Carolina	261	102	134	25	72	146	49.3%	5	10	50.0%
32	Jacksonville	262	83	156	23	64	143	44.8%	11	16	68.8%
	TOTALS	6988	2396	3966	626	1755	4510	38.9%	279	493	56.6%

2024 NATIONAL FOOTBALL LEAGUE

2024 NATIONAL FOOTBALL LEAGUE

AFC OFFENSIVE FIRST DOWN YARDAGE

RANK	TEAM	YDS/PL	PLAYS	YARDS
1	Baltimore	7.21	349	2516
2	Cincinnati	6.24	303	1892
3	Indianapolis	5.89	314	1848
4	Jacksonville	5.74	272	1561
5	Houston	5.56	341	1895
6	Miami	5.39	310	1672
7	Kansas City	5.35	315	1684
8	Tennessee	5.27	296	1561
9	Buffalo	5.20	295	1533
10	Los Angeles Chargers	5.01	283	1419
11	Denver	4.91	315	1548
12	New York Jets	4.76	277	1319
13	Cleveland	4.75	292	1388
14	Las Vegas	4.58	297	1360
15	New England	4.44	307	1362
16	Pittsburgh	3.98	299	1190
	TOTALS	5.29	4865	25748

AFC DEFENSIVE FIRST DOWN YARDAGE

RANK	TEAM	YDS/PL	PLAYS	YARDS
1	New York Jets	4.15	297	1234
2	Las Vegas	4.47	298	1332
3	Kansas City	4.82	272	1311
4	Denver	4.84	319	1544
5	Houston	5.09	318	1620
6	Cleveland	5.14	291	1496
7	Indianapolis	5.24	355	1861
8	Cincinnati	5.31	318	1690
9	Tennessee	5.42	281	1523
10	Buffalo	5.43	299	1625
11	New England	5.49	332	1822
12	Baltimore	5.49	340	1868
13	Los Angeles Chargers	5.65	291	1644
14	Pittsburgh	5.71	283	1616
15	Miami	5.80	289	1676
16	Jacksonville	6.69	334	2234
	TOTALS	5.31	4917	26096

2024 NATIONAL FOOTBALL LEAGUE

NFC OFFENSIVE FIRST DOWN YARDAGE

RANK	TEAM	YDS/PL	PLAYS	YARDS
1	San Francisco	6.85	311	2130
2	Detroit	6.76	325	2197
3	Tampa Bay	6.30	314	1977
4	Philadelphia	6.20	319	1978
5	Atlanta	6.16	304	1872
6	Arizona	6.00	294	1764
7	Green Bay	5.93	308	1827
8	Minnesota	5.80	316	1832
9	Carolina	5.63	273	1536
10	Washington	5.55	335	1858
11	Los Angeles Rams	5.53	311	1721
12	New Orleans	5.27	289	1522
13	Seattle	5.19	315	1636
14	New York Giants	5.14	309	1588
15	Dallas	4.88	311	1518
16	Chicago	4.76	295	1403
	TOTALS	5.75	4929	28359

NFC DEFENSIVE FIRST DOWN YARDAGE

RANK	TEAM	YDS/PL	PLAYS	YARDS
1	Minnesota	4.85	292	1417
2	Philadelphia	4.97	283	1407
3	San Francisco	4.99	281	1402
4	Arizona	5.03	302	1518
5	Washington	5.15	323	1663
6	Detroit	5.39	299	1611
7	Los Angeles Rams	5.67	311	1762
8	Tampa Bay	5.87	321	1884
9	New York Giants	5.88	290	1704
10	Atlanta	5.98	310	1855
11	New Orleans	6.10	319	1945
12	Carolina	6.10	334	2039
13	Green Bay	6.13	297	1821
14	Chicago	6.39	294	1878
15	Dallas	6.61	306	2022
16	Seattle	6.61	315	2083
	TOTALS	5.74	4877	28011

2024 NATIONAL FOOTBALL LEAGUE

NFL OFFENSIVE FIRST DOWN YARDAGE

RANK	TEAM	YDS/PL	PLAYS	YARDS
1	Baltimore	7.21	349	2516
2	San Francisco	6.85	311	2130
3	Detroit	6.76	325	2197
4	Tampa Bay	6.30	314	1977
5	Cincinnati	6.24	303	1892
6	Philadelphia	6.20	319	1978
7	Atlanta	6.16	304	1872
8	Arizona	6.00	294	1764
9	Green Bay	5.93	308	1827
10	Indianapolis	5.89	314	1848
11	Minnesota	5.80	316	1832
12	Jacksonville	5.74	272	1561
13	Carolina	5.63	273	1536
14	Houston	5.56	341	1895
15	Washington	5.55	335	1858
16	Los Angeles Rams	5.53	311	1721
17	Miami	5.39	310	1672
18	Kansas City	5.35	315	1684
19	Tennessee	5.27	296	1561
20	New Orleans	5.27	289	1522
21	Buffalo	5.20	295	1533
22	Seattle	5.19	315	1636
23	New York Giants	5.14	309	1588
24	Los Angeles Chargers	5.01	283	1419
25	Denver	4.91	315	1548
26	Dallas	4.88	311	1518
27	New York Jets	4.76	277	1319
28	Chicago	4.76	295	1403
29	Cleveland	4.75	292	1388
30	Las Vegas	4.58	297	1360
31	New England	4.44	307	1362
32	Pittsburgh	3.98	299	1190
	TOTALS	5.52	9794	54107

2024 NATIONAL FOOTBALL LEAGUE

NFL DEFENSIVE FIRST DOWN YARDAGE

RANK	TEAM	YDS/PL	PLAYS	YARDS
1	New York Jets	4.15	297	1234
2	Las Vegas	4.47	298	1332
3	Kansas City	4.82	272	1311
4	Denver	4.84	319	1544
5	Minnesota	4.85	292	1417
6	Philadelphia	4.97	283	1407
7	San Francisco	4.99	281	1402
8	Arizona	5.03	302	1518
9	Houston	5.09	318	1620
10	Cleveland	5.14	291	1496
11	Washington	5.15	323	1663
12	Indianapolis	5.24	355	1861
13	Cincinnati	5.31	318	1690
14	Detroit	5.39	299	1611
15	Tennessee	5.42	281	1523
16	Buffalo	5.43	299	1625
17	New England	5.49	332	1822
18	Baltimore	5.49	340	1868
19	Los Angeles Chargers	5.65	291	1644
20	Los Angeles Rams	5.67	311	1762
21	Pittsburgh	5.71	283	1616
22	Miami	5.80	289	1676
23	Tampa Bay	5.87	321	1884
24	New York Giants	5.88	290	1704
25	Atlanta	5.98	310	1855
26	New Orleans	6.10	319	1945
27	Carolina	6.10	334	2039
28	Green Bay	6.13	297	1821
29	Chicago	6.39	294	1878
30	Dallas	6.61	306	2022
31	Seattle	6.61	315	2083
32	Jacksonville	6.69	334	2234
	TOTALS	5.52	9794	54107

2024 NATIONAL FOOTBALL LEAGUE

2024 NATIONAL FOOTBALL LEAGUE

AFC KICKOFFS (RECEIVING TEAM)

RANK	TEAM	TOTAL KO	ADJ KO	TB	TB%	EZ	EZ%	OB	IN20	AVG START
1	Los Angeles Chargers	43	41	32	78.0%	37	90.2%	1	1	30.6
2	Las Vegas	71	71	58	81.7%	63	88.7%	2	1	30.3
3	Denver	53	50	37	74.0%	40	80.0%	2	1	30.3
4	Houston	57	57	38	66.7%	48	84.2%	0	4	30.2
5	Cincinnati	59	58	36	62.1%	41	70.7%	0	3	30.1
6	Buffalo	47	47	35	74.5%	41	87.2%	1	1	30.0
7	Indianapolis	62	62	47	75.8%	56	90.3%	0	3	29.6
8	Miami	53	52	41	78.8%	46	88.5%	1	2	29.6
9	New England	63	63	49	77.8%	54	85.7%	0	1	29.2
10	Jacksonville	66	66	47	71.2%	54	81.8%	0	3	29.1
11	Kansas City	51	49	34	69.4%	39	79.6%	0	3	29.1
12	Pittsburgh	47	46	32	69.6%	34	73.9%	0	1	29.1
13	New York Jets	57	56	39	69.6%	47	83.9%	0	0	29.0
14	Tennessee	65	62	39	62.9%	52	83.9%	2	2	28.8
15	Cleveland	59	59	31	52.5%	37	62.7%	0	3	28.3
16	Baltimore	69	62	39	62.9%	50	80.6%	0	4	28.3
	TOTALS	922	901	634	70.4%	739	82.0%	9	33	29.4

AFC KICKOFFS (KICKING TEAM)

RANK	TEAM	TOTAL KO	ADJ KO	TB	TB%	EZ	EZ%	OB	IN20	AVG START
1	Las Vegas	51	47	29	61.7%	34	72.3%	1	2	28.9
2	New York Jets	46	46	33	71.7%	39	84.8%	0	2	28.9
3	Miami	55	53	41	77.4%	45	84.9%	1	3	28.9
4	Denver	62	59	43	72.9%	51	86.4%	2	2	29.3
5	Houston	68	65	38	58.5%	46	70.8%	3	2	29.4
6	Cincinnati	63	61	50	82.0%	56	91.8%	0	2	29.5
7	Pittsburgh	62	62	37	59.7%	47	75.8%	0	2	29.5
8	Cleveland	46	44	23	52.3%	33	75.0%	0	3	29.5
9	Kansas City	59	58	48	82.8%	54	93.1%	1	1	29.5
10	Baltimore	74	74	57	77.0%	66	89.2%	0	4	29.7
11	New England	48	47	35	74.5%	41	87.2%	1	0	29.7
12	Indianapolis	58	56	49	87.5%	55	98.2%	0	0	29.8
13	Jacksonville	48	47	41	87.2%	44	93.6%	0	0	29.8
14	Los Angeles Chargers	58	57	40	70.2%	48	84.2%	1	0	30.1
15	Buffalo	66	66	54	81.8%	59	89.4%	1	2	30.5
16	Tennessee	46	44	32	72.7%	38	86.4%	0	3	32.9
	TOTALS	910	886	650	73.4%	756	85.3%	11	28	29.7

ADJ KO: Adjusted kickoffs are used to compute Avg. Team Drive Start. Adjusted kickoffs do not include inside kicks or kickoffs at the end of a half unless either kickoff is returned for a touchdown. Adjusted kickoffs also do not include non-inside kickoffs that result in the kicking team ultimately retaining possession.

IN20: The number of drives that start inside (not including) the 20-yard line.

2024 NATIONAL FOOTBALL LEAGUE

NFC KICKOFFS (RECEIVING TEAM)

RANK	TEAM	TOTAL KO	ADJ KO	TB	TB%	EZ	EZ%	OB	IN20	AVG START
1	Dallas	69	68	39	57.4%	53	77.9%	1	4	32.2
2	Detroit	48	47	39	83.0%	42	89.4%	1	0	30.9
3	Washington	61	59	37	62.7%	45	76.3%	2	0	30.8
4	Chicago	54	51	36	70.6%	45	88.2%	1	0	30.7
5	Arizona	57	56	33	58.9%	42	75.0%	1	1	30.3
6	Seattle	57	55	33	60.0%	45	81.8%	0	3	30.1
7	New York Giants	58	56	29	51.8%	36	64.3%	1	1	29.8
8	Los Angeles Rams	62	60	46	76.7%	49	81.7%	0	1	29.7
9	Tampa Bay	58	56	39	69.6%	48	85.7%	1	2	29.6
10	San Francisco	55	54	36	66.7%	42	77.8%	1	2	29.6
11	Minnesota	43	39	30	76.9%	34	87.2%	1	0	29.5
12	Green Bay	51	49	39	79.6%	44	89.8%	1	1	28.9
13	New Orleans	60	58	36	62.1%	46	79.3%	0	1	28.7
14	Atlanta	64	63	42	66.7%	49	77.8%	0	3	28.5
15	Carolina	72	70	38	54.3%	50	71.4%	1	5	28.3
16	Philadelphia	50	48	30	62.5%	36	75.0%	0	3	28.3
	TOTALS	919	889	582	65.5%	706	79.4%	12	27	29.8

NFC KICKOFFS (KICKING TEAM)

RANK	TEAM	TOTAL KO	ADJ KO	TB	TB%	EZ	EZ%	OB	IN20	AVG START
1	New Orleans	59	58	16	27.6%	29	50.0%	0	5	27.2
2	Seattle	55	54	28	51.9%	36	66.7%	0	3	28.1
3	Dallas	56	51	22	43.1%	27	52.9%	2	3	28.4
4	Green Bay	59	57	30	52.6%	41	71.9%	1	3	28.6
5	New York Giants	45	44	35	79.5%	41	93.2%	1	1	29.2
6	Philadelphia	62	62	49	79.0%	57	91.9%	0	4	29.4
7	Detroit	71	71	56	78.9%	66	93.0%	0	0	29.5
8	Chicago	51	49	27	55.1%	39	79.6%	0	1	29.7
9	Atlanta	56	55	34	61.8%	42	76.4%	0	4	29.7
10	Tampa Bay	67	65	52	80.0%	58	89.2%	0	0	29.7
11	Carolina	46	45	18	40.0%	24	53.3%	3	1	29.7
12	Minnesota	63	62	54	87.1%	56	90.3%	0	1	29.9
13	Los Angeles Rams	54	52	48	92.3%	52	100.0%	0	0	29.9
14	Arizona	52	51	44	86.3%	48	94.1%	1	1	30.6
15	Washington	74	70	17	24.3%	29	41.4%	1	2	30.7
16	San Francisco	61	58	36	62.1%	44	75.9%	1	3	30.7
	TOTALS	931	904	566	62.6%	689	76.2%	10	32	29.5

ADJ KO: Adjusted kickoffs are used to compute Avg. Team Drive Start. Adjusted kickoffs do not include inside kicks or kickoffs at the end of a half unless either kickoff is returned for a touchdown. Adjusted kickoffs also do not include non-inside kickoffs that result in the kicking team ultimately retaining possession.

IN20: The number of drives that start inside (not including) the 20-yard line.

2024 NATIONAL FOOTBALL LEAGUE

NFL KICKOFFS (RECEIVING TEAM)

RANK	TEAM	TOTAL KO	ADJ KO	TB	TB%	EZ	EZ%	OB	IN20	AVG START
1	Dallas	69	68	39	57.4%	53	77.9%	1	4	32.2
2	Detroit	48	47	39	83.0%	42	89.4%	1	0	30.9
3	Washington	61	59	37	62.7%	45	76.3%	2	0	30.8
4	Chicago	54	51	36	70.6%	45	88.2%	1	0	30.7
5	Los Angeles Chargers	43	41	32	78.0%	37	90.2%	1	1	30.6
6	Arizona	57	56	33	58.9%	42	75.0%	1	1	30.3
7	Las Vegas	71	71	58	81.7%	63	88.7%	2	1	30.3
8	Denver	53	50	37	74.0%	40	80.0%	2	1	30.3
9	Houston	57	57	38	66.7%	48	84.2%	0	4	30.2
10	Cincinnati	59	58	36	62.1%	41	70.7%	0	3	30.1
11	Seattle	57	55	33	60.0%	45	81.8%	0	3	30.1
12	Buffalo	47	47	35	74.5%	41	87.2%	1	1	30.0
13	New York Giants	58	56	29	51.8%	36	64.3%	1	1	29.8
14	Los Angeles Rams	62	60	46	76.7%	49	81.7%	0	1	29.7
15	Indianapolis	62	62	47	75.8%	56	90.3%	0	3	29.6
16	Tampa Bay	58	56	39	69.6%	48	85.7%	1	2	29.6
17	Miami	53	52	41	78.8%	46	88.5%	1	2	29.6
18	San Francisco	55	54	36	66.7%	42	77.8%	1	2	29.6
19	Minnesota	43	39	30	76.9%	34	87.2%	1	0	29.5
20	New England	63	63	49	77.8%	54	85.7%	0	1	29.2
21	Jacksonville	66	66	47	71.2%	54	81.8%	0	3	29.1
22	Kansas City	51	49	34	69.4%	39	79.6%	0	3	29.1
23	Pittsburgh	47	46	32	69.6%	34	73.9%	0	1	29.1
24	New York Jets	57	56	39	69.6%	47	83.9%	0	0	29.0
25	Green Bay	51	49	39	79.6%	44	89.8%	1	1	28.9
26	Tennessee	65	62	39	62.9%	52	83.9%	2	2	28.8
27	New Orleans	60	58	36	62.1%	46	79.3%	0	1	28.7
28	Atlanta	64	63	42	66.7%	49	77.8%	0	3	28.5
29	Carolina	72	70	38	54.3%	50	71.4%	1	5	28.3
30	Philadelphia	50	48	30	62.5%	36	75.0%	0	3	28.3
31	Cleveland	59	59	31	52.5%	37	62.7%	0	3	28.3
32	Baltimore	69	62	39	62.9%	50	80.6%	0	4	28.3
	TOTALS	3682	3580	2432	67.9%	2890	80.7%	42	120	29.6

ADJ KO: Adjusted kickoffs are used to compute Avg. Team Drive Start. Adjusted kickoffs do not include inside kicks or kickoffs at the end of a half unless either kickoff is returned for a touchdown. Adjusted kickoffs also do not include non-onside kickoffs that result in the kicking team ultimately retaining possession.

IN20: The number of drives that start inside (not including) the 20-yard line.

2024 NATIONAL FOOTBALL LEAGUE

NFL KICKOFFS (KICKING TEAM)

RANK	TEAM	TOTAL KO	ADJ KO	TB	TB%	EZ	EZ%	OB	IN20	AVG START
1	New Orleans	59	58	16	27.6%	29	50.0%	0	5	27.2
2	Seattle	55	54	28	51.9%	36	66.7%	0	3	28.1
3	Dallas	56	51	22	43.1%	27	52.9%	2	3	28.4
4	Green Bay	59	57	30	52.6%	41	71.9%	1	3	28.6
5	Las Vegas	51	47	29	61.7%	34	72.3%	1	2	28.9
6	New York Jets	46	46	33	71.7%	39	84.8%	0	2	28.9
7	Miami	55	53	41	77.4%	45	84.9%	1	3	28.9
8	New York Giants	45	44	35	79.5%	41	93.2%	1	1	29.2
9	Denver	62	59	43	72.9%	51	86.4%	2	2	29.3
10	Houston	68	65	38	58.5%	46	70.8%	3	2	29.4
11	Philadelphia	62	62	49	79.0%	57	91.9%	0	4	29.4
12	Cincinnati	63	61	50	82.0%	56	91.8%	0	2	29.5
13	Pittsburgh	62	62	37	59.7%	47	75.8%	0	2	29.5
14	Cleveland	46	44	23	52.3%	33	75.0%	0	3	29.5
15	Kansas City	59	58	48	82.8%	54	93.1%	1	1	29.5
16	Detroit	71	71	56	78.9%	66	93.0%	0	0	29.5
17	Chicago	51	49	27	55.1%	39	79.6%	0	1	29.7
18	Atlanta	56	55	34	61.8%	42	76.4%	0	4	29.7
19	Tampa Bay	67	65	52	80.0%	58	89.2%	0	0	29.7
20	Carolina	46	45	18	40.0%	24	53.3%	3	1	29.7
21	Baltimore	74	74	57	77.0%	66	89.2%	0	4	29.7
22	New England	48	47	35	74.5%	41	87.2%	1	0	29.7
23	Indianapolis	58	56	49	87.5%	55	98.2%	0	0	29.8
24	Jacksonville	48	47	41	87.2%	44	93.6%	0	0	29.8
25	Minnesota	63	62	54	87.1%	56	90.3%	0	1	29.9
26	Los Angeles Rams	54	52	48	92.3%	52	100.0%	0	0	29.9
27	Los Angeles Chargers	58	57	40	70.2%	48	84.2%	1	0	30.1
28	Buffalo	66	66	54	81.8%	59	89.4%	1	2	30.5
29	Arizona	52	51	44	86.3%	48	94.1%	1	1	30.6
30	Washington	74	70	17	24.3%	29	41.4%	1	2	30.7
31	San Francisco	61	58	36	62.1%	44	75.9%	1	3	30.7
32	Tennessee	46	44	32	72.7%	38	86.4%	0	3	32.9
	TOTALS	3682	3580	2432	67.9%	2890	80.7%	42	120	29.6

ADJ KO: Adjusted kickoffs are used to compute Avg. Team Drive Start. Adjusted kickoffs do not include inside kicks or kickoffs at the end of a half unless either kickoff is returned for a touchdown. Adjusted kickoffs also do not include non-onside kickoffs that result in the kicking team ultimately retaining possession.

IN20: The number of drives that start inside (not including) the 20-yard line.

2024 NATIONAL FOOTBALL LEAGUE

AFC PLAYER SINGLE-GAME HIGHS

CATEGORY	TOTAL	PLAYER	GAME	DETAILS
Points	18			5 times in non-overtime games
Passing Yards	428	Joe Burrow	CIN at BAL, Nov. 7	34-56, 428 YDS, 4 TD, 0 INT
Longest Pass	98	Will Levis	TEN vs. MIN, Nov. 17	to Nick Westbrook-Ikhine (TD)
Passing Touchdowns	5			3 times, -1 in non-overtime games
	5			3 times, 2 in non-overtime games
Rushing Yards	199	Derrick Henry	BAL vs. BUF, Sep. 29	24-199, 1 TD
Rushing Attempts	30	Joe Mixon	HOU at IND, Sep. 8	30-159, 1 TD
Longest Rush	87	Derrick Henry	BAL vs. BUF, Sep. 29	(TD)
Receptions	14	Travis Kelce	KC vs. TB, Nov. 4 (OT)	14-100, 0 TD
	13	Garrett Wilson	NYJ at MIN, Oct. 6	13-101, 1 TD
	13	Brock Bowers	LV at MIA, Nov. 17	13-126, 1 TD
Receiving Yards	264	Ja'Marr Chase	CIN at BAL, Nov. 7	11-264, 3 TD
Kickoff Return Yards	139	Ja'Mycal Hasty	NE vs. HOU, Oct. 13	6-139, 0 TD
Kickoff Returns	6	Ja'Mycal Hasty	NE vs. HOU, Oct. 13	6-139, 0 TD
	6	Chris Collier	BAL at CLE, Oct. 27	6-134, 0 TD
Longest Kickoff Return	100	Charlie Jones	CIN at CLE, Oct. 20	(TD)
Punt Return Yards	96	Parker Washington	JAX vs. NE, Oct. 20	1-96, 2 FC, 1 TD
Punt Returns	5			10 times in non-overtime games
Longest Punt Return	96	Parker Washington	JAX vs. NE, Oct. 20	(TD)
Interceptions	2			7 times, 6 in non-overtime games
Longest Interception Return	100	Pat Surtain II	DEN vs. LV, Oct. 6	(TD)
Sacks	4.0	Trey Hendrickson	CIN vs. LV, Nov. 3	
Scrimmage Yards	264	Ja'Marr Chase	CIN at BAL, Nov. 7	Rush: 0-0, Rec: 11-264
Longest Punt	84	Corey Bojorquez	CLE at LV, Sep. 29	
Punts	8			5 times in non-overtime games
Field Goals Made	6	Chris Boswell	PIT at ATL, Sep. 8	6-6, 57 long
	6	Chris Boswell	PIT vs. BAL, Nov. 17	6-6, 57 long
Longest Field Goal	63	Joey Slye	NE at SF, Sep. 29	

2024 NATIONAL FOOTBALL LEAGUE

NFC PLAYER SINGLE-GAME HIGHS

CATEGORY	TOTAL	PLAYER	GAME	DETAILS
Points	24	Alvin Kamara	NO at DAL, Sep. 15	4 TD
Passing Yards	509	Kirk Cousins	ATL vs. TB, Oct. 3 (OT)	42-58, 509 YDS, 4 TD, 1 INT
	412	Jared Goff	DET vs. JAX, Nov. 17	24-29, 412 YDS, 4 TD, 0 INT
Longest Pass	97	Sam Darnold	MIN vs. SF, Sep. 15	to Justin Jefferson (TD)
Passing Touchdowns	4			11 times, 10 in non-overtime games
Rushing Yards	255	Saquon Barkley	PHI at LAR, Nov. 24	26-255, 2 TD
Rushing Attempts	32	Josh Jacobs	GB vs. IND, Sep. 15	32-151, 0 TD
Longest Rush	76	Isaac Guerendo	SF at SEA, Oct. 10	
Receptions	14	Cooper Kupp	LAR at DET, Sep. 8 (OT)	14-110, 1 TD
	13	CeeDee Lamb	DAL at SF, Oct. 27	13-146, 2 TD
Receiving Yards	180	Jaxon Smith-Njigba	SEA vs. LAR, Nov. 3 (OT)	7-180, 2 TD
	175	Jauan Jennings	SF at LAR, Sep. 22	11-175, 3 TD
Kickoff Return Yards	204	Raheem Blackshear	CAR at NO, Sep. 8	8-204, 0 TD
Kickoff Returns	8	Raheem Blackshear	CAR at NO, Sep. 8	8-204, 0 TD
Longest Kickoff Return	99	KaVontae Turpin	DAL at WAS, Nov. 24	(TD)
Punt Return Yards	190	Kalif Raymond	DET vs. TEN, Oct. 27	5-190, 1 FC, 1 TD
Punt Returns	5			5 times, 4 in non-overtime games
Longest Punt Return	90	Kalif Raymond	DET vs. TEN, Oct. 27	(TD)
Interceptions	2			4 times, 3 in non-overtime games
Longest Interception Return	69	Coby Bryant	SEA vs. ARI, Nov. 24	(TD)
Sacks	4.0	Aidan Hutchinson	DET vs. TB, Sep. 15	
Scrimmage Yards	302	Saquon Barkley	PHI at LAR, Nov. 24	Rush: 26-255, Rec: 4-47
Longest Punt	74	Daniel Whelan	GB vs. MIN, Sep. 29	
	74	Tress Way	WAS vs. PIT, Nov. 10	
Punts	11	Matt Haack	NYG vs. PHI, Oct. 20	11-517 (47.0)
Field Goals Made	7	Austin Seibert	WAS vs. NYG, Sep. 15	7-7, 45 long
Longest Field Goal	65	Brandon Aubrey	DAL vs. BAL, Sep. 22	

2024 NATIONAL FOOTBALL LEAGUE

NFL PLAYER SINGLE-GAME HIGHS

CATEGORY	TOTAL	PLAYER	GAME	DETAILS
Points	24	Alvin Kamara	NO at DAL, Sep. 15	4 TD
Passing Yards	509	Kirk Cousins	ATL vs. TB, Oct. 3 (OT)	42-58, 509 YDS, 4 TD, 1 INT
	428	Joe Burrow	CIN at BAL, Nov. 7	34-56, 428 YDS, 4 TD, 0 INT
Longest Pass	98	Will Levis	TEN vs. MIN, Nov. 17	to Nick Westbrook-Ikhine (TD)
Passing Touchdowns	5			3 times, -1 in non-overtime games
	5			3 times, 2 in non-overtime games
Rushing Yards	255	Saquon Barkley	PHI at LAR, Nov. 24	26-255, 2 TD
Rushing Attempts	32	Josh Jacobs	GB vs. IND, Sep. 15	32-151, 0 TD
Longest Rush	87	Derrick Henry	BAL vs. BUF, Sep. 29	(TD)
Receptions	14	Cooper Kupp	LAR at DET, Sep. 8 (OT)	14-110, 1 TD
	14	Travis Kelce	KC vs. TB, Nov. 4 (OT)	14-100, 0 TD
	13			3 times in non-overtime games
Receiving Yards	264	Ja'Marr Chase	CIN at BAL, Nov. 7	11-264, 3 TD
Kickoff Return Yards	204	Raheem Blackshear	CAR at NO, Sep. 8	8-204, 0 TD
Kickoff Returns	8	Raheem Blackshear	CAR at NO, Sep. 8	8-204, 0 TD
Longest Kickoff Return	100	Charlie Jones	CIN at CLE, Oct. 20	(TD)
Punt Return Yards	190	Kalif Raymond	DET vs. TEN, Oct. 27	5-190, 1 FC, 1 TD
Punt Returns	5			15 times, 14 in non-overtime games
Longest Punt Return	96	Parker Washington	JAX vs. NE, Oct. 20	(TD)
Interceptions	2			11 times, 9 in non-overtime games
Longest Interception Return	100	Pat Surtain II	DEN vs. LV, Oct. 6	(TD)
Sacks	4.0	Aidan Hutchinson	DET vs. TB, Sep. 15	
Scrimmage Yards	302	Saquon Barkley	PHI at LAR, Nov. 24	Rush: 26-255, Rec: 4-47
Longest Punt	84	Corey Bojorquez	CLE at LV, Sep. 29	
Punts	11	Matt Haack	NYG vs. PHI, Oct. 20	11-517 (47.0)
Field Goals Made	7	Austin Seibert	WAS vs. NYG, Sep. 15	7-7, 45 long
Longest Field Goal	65	Brandon Aubrey	DAL vs. BAL, Sep. 22	

2024 NATIONAL FOOTBALL LEAGUE

2024 NATIONAL FOOTBALL LEAGUE

300-YARD PASSING GAMES

YARDS	PLAYER	GAME	DETAILS
509	Kirk Cousins	ATL vs. TB, Oct. 3 (OT)	42-58, 4 TD, 1 INT
428	Joe Burrow	CIN at BAL, Nov. 7	34-56, 4 TD, 0 INT
412	Jared Goff	DET vs. JAX, Nov. 17	24-29, 4 TD, 0 INT
395	Geno Smith	SEA at DET, Sep. 30	38-56, 1 TD, 1 INT
395	Jameis Winston	CLE at NO, Nov. 17	30-46, 2 TD, 0 INT
392	Joe Burrow	CIN vs. BAL, Oct. 6 (OT)	30-39, 5 TD, 1 INT
389	Jordan Love	GB vs. MIN, Sep. 29	32-54, 4 TD, 3 INT
379	Dak Prescott	DAL vs. BAL, Sep. 22	28-51, 2 TD, 0 INT
371	Trevor Lawrence	JAX vs. IND, Oct. 6	28-34, 2 TD, 1 INT
370	Baker Mayfield	TB vs. BAL, Oct. 21	31-45, 3 TD, 2 INT
363	Caleb Williams	CHI at IND, Sep. 22	33-52, 2 TD, 2 INT
363	Geno Smith	SEA vs. LAR, Nov. 3 (OT)	21-34, 3 TD, 3 INT
359	Joe Flacco	IND at JAX, Oct. 6	33-44, 3 TD, 0 INT
356	Joe Burrow	CIN at LAC, Nov. 17	28-50, 3 TD, 0 INT
354	Cooper Rush	DAL vs. HOU, Nov. 18	32-55, 1 TD, 1 INT
353	Brock Purdy	SF at TB, Nov. 10	25-36, 2 TD, 0 INT
352	Dak Prescott	DAL at PIT, Oct. 6	29-42, 2 TD, 2 INT
349	Justin Herbert	LAC at ARI, Oct. 21	27-39, 0 TD, 0 INT
348	Lamar Jackson	BAL at CIN, Oct. 6 (OT)	26-42, 4 TD, 0 INT
347	Baker Mayfield	TB vs. PHI, Sep. 29	30-47, 2 TD, 0 INT
345	C.J. Stroud	HOU vs. JAX, Sep. 29	27-40, 2 TD, 0 INT
340	Caleb Williams	CHI vs. MIN, Nov. 24 (OT)	32-47, 2 TD, 0 INT
338	Tua Tagovailoa	MIA vs. JAX, Sep. 8	23-37, 1 TD, 0 INT
334	Jameis Winston	CLE vs. BAL, Oct. 27	27-41, 3 TD, 0 INT
331	C.J. Stroud	HOU vs. BUF, Oct. 6	28-38, 1 TD, 1 INT
331	Patrick Mahomes	KC vs. NO, Oct. 7	28-39, 0 TD, 1 INT
330	Baker Mayfield	TB vs. ATL, Oct. 27	37-50, 3 TD, 2 INT
330	Sam Darnold	MIN at CHI, Nov. 24 (OT)	22-34, 2 TD, 0 INT
327	Geno Smith	SEA at NE, Sep. 15 (OT)	33-44, 1 TD, 0 INT
326	Jayden Daniels	WAS vs. CHI, Oct. 27	21-38, 1 TD, 0 INT
325	Baker Mayfield	TB at NO, Oct. 13	24-36, 4 TD, 3 INT
324	Joe Burrow	CIN vs. WAS, Sep. 23	29-38, 3 TD, 0 INT
323	Lamar Jackson	BAL vs. WAS, Oct. 13	20-26, 1 TD, 1 INT
323	Josh Allen	BUF vs. TEN, Oct. 20	21-33, 2 TD, 0 INT
319	Brock Purdy	SF at MIN, Sep. 15	28-36, 1 TD, 1 INT
319	Andy Dalton	CAR at LV, Sep. 22	26-37, 3 TD, 0 INT
317	Matthew Stafford	LAR at DET, Sep. 8 (OT)	34-49, 1 TD, 1 INT
317	Tua Tagovailoa	MIA vs. NE, Nov. 24	29-40, 4 TD, 0 INT
315	Jared Goff	DET at DAL, Oct. 13	18-25, 3 TD, 0 INT
312	Justin Fields	PIT at IND, Sep. 29	22-34, 1 TD, 0 INT
312	Geno Smith	SEA vs. SF, Oct. 10	30-52, 1 TD, 2 INT

2024 NATIONAL FOOTBALL LEAGUE

300-YARD PASSING GAMES

YARDS	PLAYER	GAME	DETAILS
311	Jalen Hurts	PHI at NO, Sep. 22	29-38, 0 TD, 1 INT
308	Trevor Lawrence	JAX vs. GB, Oct. 27	21-32, 2 TD, 1 INT
307	Jared Goff	DET vs. TB, Sep. 15	34-55, 0 TD, 2 INT
307	Kyler Murray	ARI at MIA, Oct. 27	26-36, 2 TD, 0 INT
307	Bo Nix	DEN vs. ATL, Nov. 17	28-33, 4 TD, 0 INT
306	Kirk Cousins	ATL at NO, Nov. 10	23-38, 0 TD, 1 INT
304	Caleb Williams	CHI vs. CAR, Oct. 6	20-29, 2 TD, 0 INT

2024 NATIONAL FOOTBALL LEAGUE

2024 NATIONAL FOOTBALL LEAGUE

100-YARD RECEIVING GAMES

YARDS	PLAYER	GAME	DETAILS
264	Ja'Marr Chase	CIN at BAL, Nov. 7	11 REC, 3 TD
193	Ja'Marr Chase	CIN vs. BAL, Oct. 6 (OT)	10 REC, 2 TD
180	Jaxon Smith-Njigba	SEA vs. LAR, Nov. 3 (OT)	7 REC, 2 TD
175	Jauan Jennings	SF at LAR, Sep. 22	11 REC, 3 TD
170	Dallas Goedert	PHI at NO, Sep. 22	10 REC, 0 TD
162	Jordan Addison	MIN at CHI, Nov. 24 (OT)	8 REC, 1 TD
161	Amon-Ra St. Brown	DET vs. JAX, Nov. 17	11 REC, 2 TD
154	Drake London	ATL vs. TB, Oct. 3 (OT)	12 REC, 1 TD
151	Nico Collins	HOU vs. JAX, Sep. 29	12 REC, 1 TD
150	Christian Watson	GB at CHI, Nov. 17	4 REC, 0 TD
148	Tee Higgins	CIN at LAC, Nov. 17	9 REC, 1 TD
147	Brandon Aiyuk	SF vs. ARI, Oct. 6	8 REC, 0 TD
146	CeeDee Lamb	DAL at SF, Oct. 27	13 REC, 2 TD
144	Jaylen Waddle	MIA vs. NE, Nov. 24	8 REC, 1 TD
143	Calvin Ridley	TEN at DET, Oct. 27	10 REC, 0 TD
142	Jerry Jeudy	CLE at NO, Nov. 17	6 REC, 1 TD
139	Jayden Reed	GB vs. MIN, Sep. 29	7 REC, 1 TD
138	Jayden Reed	GB at PHI, Sep. 6	4 REC, 1 TD
137	Justin Jefferson	MIN vs. IND, Nov. 3	7 REC, 0 TD
135	Nico Collins	HOU vs. CHI, Sep. 15	8 REC, 1 TD
134	Alec Pierce	IND at JAX, Oct. 6	3 REC, 1 TD
133	Justin Jefferson	MIN vs. SF, Sep. 15	4 REC, 1 TD
133	Trey McBride	ARI at SEA, Nov. 24	12 REC, 0 TD
132	Zay Flowers	BAL vs. WAS, Oct. 13	9 REC, 0 TD
130	Tyreek Hill	MIA vs. JAX, Sep. 8	7 REC, 1 TD
130	Marvin Harrison Jr.	ARI vs. LAR, Sep. 15	4 REC, 2 TD
130	JuJu Smith-Schuster	KC vs. NO, Oct. 7	7 REC, 0 TD
129	DK Metcalf	SEA at NE, Sep. 15 (OT)	10 REC, 1 TD
128	George Kittle	SF vs. DAL, Oct. 27	6 REC, 1 TD
127	Malik Nabers	NYG at WAS, Sep. 15	10 REC, 1 TD
127	Zay Flowers	BAL vs. DEN, Nov. 3	5 REC, 2 TD
126	Tank Dell	HOU at NYJ, Oct. 31	6 REC, 0 TD
126	Brock Bowers	LV at MIA, Nov. 17	13 REC, 1 TD
125	Alec Pierce	IND vs. HOU, Sep. 8	3 REC, 1 TD
125	Chris Godwin	TB at NO, Oct. 13	11 REC, 2 TD
125	Keon Coleman	BUF vs. TEN, Oct. 20	4 REC, 0 TD
125	Terry McLaurin	WAS vs. CHI, Oct. 27	5 REC, 0 TD
124	Trey McBride	ARI at MIA, Oct. 27	9 REC, 0 TD
124	Jameson Williams	DET vs. JAX, Nov. 17	4 REC, 1 TD
123	Ladd McConkey	LAC vs. CIN, Nov. 17	6 REC, 0 TD
123	Puka Nacua	LAR at NE, Nov. 17	7 REC, 1 TD

2024 NATIONAL FOOTBALL LEAGUE

100-YARD RECEIVING GAMES

YARDS	PLAYER	GAME	DETAILS
122	Diontae Johnson	CAR at LV, Sep. 22	8 REC, 1 TD
122	Darius Slayton	NYG at SEA, Oct. 6	8 REC, 1 TD
122	Brian Thomas Jr.	JAX vs. IND, Oct. 6	5 REC, 1 TD
122	Courtland Sutton	DEN at BAL, Nov. 3	7 REC, 0 TD
121	Jameson Williams	DET vs. LAR, Sep. 8 (OT)	5 REC, 1 TD
121	Rashod Bateman	BAL at TB, Oct. 21	4 REC, 1 TD
121	Jakobi Meyers	LV vs. DEN, Nov. 24	10 REC, 0 TD
119	A.J. Brown	PHI vs. GB, Sep. 6	5 REC, 1 TD
119	Amon-Ra St. Brown	DET vs. TB, Sep. 15	11 REC, 0 TD
118	Ja'Marr Chase	CIN vs. WAS, Sep. 23	6 REC, 2 TD
118	Quentin Johnston	LAC at CLE, Nov. 3	4 REC, 1 TD
117	Nico Collins	HOU at IND, Sep. 8	6 REC, 0 TD
117	Chris Godwin	TB at DET, Sep. 15	7 REC, 1 TD
117	Jaxon Smith-Njigba	SEA at NE, Sep. 15 (OT)	12 REC, 0 TD
117	Nick Westbrook-Ikhine	TEN vs. MIN, Nov. 17	2 REC, 1 TD
117	Puka Nacua	LAR vs. PHI, Nov. 24	9 REC, 0 TD
116	A.J. Brown	PHI vs. CLE, Oct. 13	6 REC, 1 TD
115	Malik Nabers	NYG vs. DAL, Sep. 26	12 REC, 0 TD
115	Justin Jefferson	MIN at LAR, Oct. 24	8 REC, 0 TD
115	Zay Flowers	BAL at CLE, Oct. 27	7 REC, 0 TD
115	Tylan Wallace	BAL vs. CIN, Nov. 7	3 REC, 1 TD
114	Allen Lazard	NYJ vs. BUF, Oct. 14	6 REC, 1 TD
114	T.J. Hockenson	MIN at CHI, Nov. 24 (OT)	7 REC, 0 TD
113	George Pickens	PIT at IND, Sep. 29	7 REC, 0 TD
113	Michael Pittman	IND vs. PIT, Sep. 29	6 REC, 0 TD
113	Garrett Wilson	NYJ at NE, Oct. 27	5 REC, 0 TD
113	Jayden Reed	GB vs. DET, Nov. 3	5 REC, 0 TD
113	Terry McLaurin	WAS vs. PIT, Nov. 10	5 REC, 0 TD
112	Rome Odunze	CHI at IND, Sep. 22	6 REC, 1 TD
112	Terry McLaurin	WAS vs. CLE, Oct. 6	4 REC, 0 TD
112	Amon-Ra St. Brown	DET at MIN, Oct. 20	8 REC, 1 TD
111	Isaiah Likely	BAL at KC, Sep. 5	9 REC, 1 TD
111	Zay Flowers	BAL at CIN, Oct. 6 (OT)	7 REC, 0 TD
111	George Pickens	PIT vs. NYJ, Oct. 20	5 REC, 1 TD
111	Marvin Harrison Jr.	ARI at MIA, Oct. 27	6 REC, 1 TD
111	Ladd McConkey	LAC vs. NO, Oct. 27	6 REC, 2 TD
110	Cooper Kupp	LAR at DET, Sep. 8 (OT)	14 REC, 1 TD
110	Davante Adams	LV at BAL, Sep. 15	9 REC, 1 TD
110	Deebo Samuel Sr.	SF at MIN, Sep. 15	8 REC, 0 TD
110	Rashee Rice	KC at ATL, Sep. 22	12 REC, 1 TD
110	Jaxon Smith-Njigba	SEA at SF, Nov. 17	10 REC, 0 TD

2024 NATIONAL FOOTBALL LEAGUE

100-YARD RECEIVING GAMES

YARDS	PLAYER	GAME	DETAILS
109	Jaylen Waddle	MIA vs. JAX, Sep. 8	5 REC, 0 TD
109	Hunter Henry	NE vs. SEA, Sep. 15 (OT)	8 REC, 0 TD
109	Josh Downs	IND at HOU, Oct. 27	4 REC, 1 TD
109	A.J. Brown	PHI at DAL, Nov. 10	5 REC, 0 TD
109	Marquez Valdes-Scantling	NO vs. ATL, Nov. 10	3 REC, 2 TD
109	A.J. Brown	PHI at LAR, Nov. 24	6 REC, 1 TD
108	Darius Slayton	NYG at PIT, Oct. 28	4 REC, 0 TD
107	Garrett Wilson	NYJ vs. BUF, Oct. 14	8 REC, 1 TD
107	Chris Olave	NO at LAC, Oct. 27	8 REC, 0 TD
107	Khalil Shakir	BUF at SEA, Oct. 27	9 REC, 0 TD
106	Puka Nacua	LAR vs. MIN, Oct. 24	7 REC, 0 TD
106	Cooper Kupp	LAR at NE, Nov. 17	6 REC, 2 TD
106	DJ Moore	CHI vs. MIN, Nov. 24 (OT)	7 REC, 1 TD
105	Darnell Mooney	ATL vs. TB, Oct. 3 (OT)	9 REC, 2 TD
105	DJ Moore	CHI vs. CAR, Oct. 6	5 REC, 2 TD
105	Jakobi Meyers	LV at CIN, Nov. 3	8 REC, 0 TD
104	DK Metcalf	SEA vs. MIA, Sep. 22	4 REC, 1 TD
104	DK Metcalf	SEA at DET, Sep. 30	7 REC, 0 TD
104	Cooper Kupp	LAR at SEA, Nov. 3 (OT)	11 REC, 0 TD
104	Rome Odunze	CHI at ARI, Nov. 3	5 REC, 0 TD
103	Rashee Rice	KC vs. BAL, Sep. 5	7 REC, 0 TD
103	Breece Hall	NYJ at PIT, Oct. 20	6 REC, 0 TD
102	Deebo Samuel Sr.	SF at SEA, Oct. 10	3 REC, 1 TD
102	Evan Engram	JAX at CHI, Oct. 13	10 REC, 0 TD
102	Terry McLaurin	WAS vs. DAL, Nov. 24	5 REC, 1 TD
101	Garrett Wilson	NYJ at MIN, Oct. 6	13 REC, 1 TD
101	Jonnu Smith	MIA vs. LV, Nov. 17	6 REC, 2 TD
100	Terry McLaurin	WAS at CIN, Sep. 23	4 REC, 1 TD
100	Cade Otton	TB vs. BAL, Oct. 21	8 REC, 0 TD
100	Courtland Sutton	DEN vs. CAR, Oct. 27	8 REC, 0 TD
100	Mike Gesicki	CIN vs. LV, Nov. 3	5 REC, 2 TD
100	Travis Kelce	KC vs. TB, Nov. 4 (OT)	14 REC, 0 TD

2024 NATIONAL FOOTBALL LEAGUE

2024 NATIONAL FOOTBALL LEAGUE

100-YARD RUSHING GAMES

YARDS	PLAYER	GAME	DETAILS
255	Saquon Barkley	PHI at LAR, Nov. 24	26 ATT, 2 TD
199	Derrick Henry	BAL vs. BUF, Sep. 29	24 ATT, 1 TD
176	Saquon Barkley	PHI at NYG, Oct. 20	17 ATT, 1 TD
169	Derrick Henry	BAL at TB, Oct. 21	15 ATT, 0 TD
159	Joe Mixon	HOU at IND, Sep. 8	30 ATT, 1 TD
159	Saquon Barkley	PHI vs. JAX, Nov. 3	27 ATT, 1 TD
155	Alvin Kamara	NO at CAR, Nov. 3	29 ATT, 0 TD
153	Chuba Hubbard	CAR vs. NYG, Nov. 10 (OT)	28 ATT, 1 TD
151	Josh Jacobs	GB vs. IND, Sep. 15	32 ATT, 0 TD
151	Derrick Henry	BAL at DAL, Sep. 22	25 ATT, 2 TD
147	Jordan Mason	SF vs. NYJ, Sep. 9	28 ATT, 1 TD
147	Saquon Barkley	PHI at NO, Sep. 22	17 ATT, 2 TD
146	Saquon Barkley	PHI vs. WAS, Nov. 14	26 ATT, 2 TD
145	Tyrone Tracy Jr.	NYG at PIT, Oct. 28	20 ATT, 1 TD
140	Derrick Henry	BAL at LAC, Nov. 25	24 ATT, 0 TD
138	Taysom Hill	NO vs. CLE, Nov. 17	7 ATT, 3 TD
136	Sean Tucker	TB at NO, Oct. 13	14 ATT, 1 TD
135	J.K. Dobbins	LAC vs. LV, Sep. 8	10 ATT, 1 TD
133	Brian Robinson	WAS vs. NYG, Sep. 15	17 ATT, 0 TD
132	Derrick Henry	BAL vs. WAS, Oct. 13	24 ATT, 2 TD
131	J.K. Dobbins	LAC at CAR, Sep. 15	17 ATT, 1 TD
129	Tyrone Tracy Jr.	NYG at SEA, Oct. 6	18 ATT, 0 TD
129	D'Andre Swift	CHI at WAS, Oct. 27	18 ATT, 1 TD
128	Tony Pollard	TEN vs. NE, Nov. 3 (OT)	28 ATT, 0 TD
127	Jahmyr Gibbs	DET vs. TEN, Oct. 27	11 ATT, 1 TD
127	Josh Jacobs	GB at JAX, Oct. 27	25 ATT, 2 TD
123	Jordan Mason	SF vs. NE, Sep. 29	24 ATT, 1 TD
122	Lamar Jackson	BAL at KC, Sep. 5	16 ATT, 0 TD
122	James Conner	ARI vs. LAR, Sep. 15	21 ATT, 1 TD
120	Rhamondre Stevenson	NE at CIN, Sep. 8	25 ATT, 1 TD
120	Chase Brown	CIN vs. LV, Nov. 3	27 ATT, 0 TD
119	Tony Pollard	TEN at HOU, Nov. 24	24 ATT, 1 TD
118	Tank Bigsby	JAX vs. NE, Oct. 20	26 ATT, 2 TD
116	Jahmyr Gibbs	DET at MIN, Oct. 20	15 ATT, 2 TD
116	Bijan Robinson	ATL at NO, Nov. 10	20 ATT, 2 TD
115	Alvin Kamara	NO at DAL, Sep. 15	20 ATT, 3 TD
115	Joe Mixon	HOU at GB, Oct. 20	25 ATT, 2 TD
114	Chuba Hubbard	CAR at LV, Sep. 22	21 ATT, 0 TD
114	Najee Harris	PIT vs. NYG, Oct. 28	19 ATT, 0 TD
114	Jonathan Taylor	IND vs. BUF, Nov. 10	21 ATT, 0 TD
113	Breece Hall	NYJ vs. BUF, Oct. 14	18 ATT, 0 TD

2024 NATIONAL FOOTBALL LEAGUE

100-YARD RUSHING GAMES

YARDS	PLAYER	GAME	DETAILS
111	James Cook	BUF at SEA, Oct. 27	17 ATT, 2 TD
110	Jonathan Taylor	IND vs. CHI, Sep. 22	23 ATT, 2 TD
109	Saquon Barkley	PHI vs. GB, Sep. 6	24 ATT, 2 TD
109	Joe Mixon	HOU at DAL, Nov. 18	20 ATT, 3 TD
108	Saquon Barkley	PHI at CIN, Oct. 27	22 ATT, 0 TD
107	James Conner	ARI vs. CHI, Nov. 3	18 ATT, 0 TD
106	Najee Harris	PIT at LV, Oct. 13	14 ATT, 1 TD
106	Joe Mixon	HOU at NYJ, Oct. 31	24 ATT, 1 TD
106	Derrick Henry	BAL vs. DEN, Nov. 3	23 ATT, 2 TD
106	Kareem Hunt	KC vs. TB, Nov. 4 (OT)	27 ATT, 1 TD
106	Josh Jacobs	GB vs. SF, Nov. 24	26 ATT, 3 TD
106	Aaron Jones	MIN at CHI, Nov. 24 (OT)	22 ATT, 1 TD
105	David Montgomery	DET at ARI, Sep. 22	23 ATT, 1 TD
105	Tyler Allgeier	ATL at CAR, Oct. 13	18 ATT, 1 TD
105	Jonathan Taylor	IND at HOU, Oct. 27	20 ATT, 1 TD
104	James Conner	ARI vs. WAS, Sep. 29	18 ATT, 1 TD
104	Chuba Hubbard	CAR vs. CIN, Sep. 29	18 ATT, 1 TD
103	Kenneth Walker III	SEA vs. DEN, Sep. 8	20 ATT, 1 TD
103	Jonathan Taylor	IND at GB, Sep. 15	12 ATT, 0 TD
103	Bijan Robinson	ATL vs. SEA, Oct. 20	21 ATT, 1 TD
103	Tyrone Tracy Jr.	NYG at CAR, Nov. 10 (OT)	18 ATT, 1 TD
102	Aaron Jones	MIN vs. HOU, Sep. 22	19 ATT, 0 TD
102	Kyren Williams	LAR vs. GB, Oct. 6	22 ATT, 1 TD
102	Kareem Hunt	KC vs. NO, Oct. 7	27 ATT, 1 TD
102	Joe Mixon	HOU at NE, Oct. 13	13 ATT, 1 TD
102	Najee Harris	PIT vs. NYJ, Oct. 20	21 ATT, 1 TD
102	Joe Mixon	HOU vs. IND, Oct. 27	25 ATT, 1 TD
101	Brian Robinson	WAS at ARI, Sep. 29	21 ATT, 1 TD
101	Tank Bigsby	JAX vs. IND, Oct. 6	13 ATT, 2 TD
101	James Conner	ARI vs. LAC, Oct. 21	19 ATT, 0 TD
100	Jordan Mason	SF at MIN, Sep. 15	20 ATT, 1 TD

2024 NATIONAL FOOTBALL LEAGUE

2024 NATIONAL FOOTBALL LEAGUE

AFC LEADING PASSERS

RANK	PLAYER	TEAM	ATT	COMP	COMP%	YDS	YPA	TD	TD%	LONG	INT	INT%	RATING
1	L. Jackson	BAL	343	231	67.3%	3053	8.90	27	7.9%	84t	3	0.9%	117.9
2	Burrow	CIN	408	274	67.2%	3028	7.42	27	6.6%	70t	4	1.0%	106.9
3	Tagovailoa	MIA	232	170	73.3%	1760	7.59	13	5.6%	80t	4	1.7%	106.3
4	Herbert	LAC	313	197	62.9%	2404	7.68	13	4.2%	66t	1	0.3%	99.0
5	Allen	BUF	339	217	64.0%	2543	7.50	18	5.3%	63t	5	1.5%	98.2
6	Mahomes	KC	381	266	69.8%	2673	7.02	18	4.7%	54t	11	2.9%	93.2
7	*Nix	DEN	399	259	64.9%	2548	6.39	16	4.0%	49	6	1.5%	89.9
8	Rodgers	NYJ	380	241	63.4%	2442	6.43	17	4.5%	57	7	1.8%	88.9
9	Lawrence	JAX	274	168	61.3%	2004	7.31	11	4.0%	85t	6	2.2%	87.9
10	Stroud	HOU	396	250	63.1%	2875	7.26	14	3.5%	67t	9	2.3%	87.3
11	Levis	TEN	203	136	67.0%	1447	7.13	10	4.9%	98t	9	4.4%	85.6
12	*Maye	NE	226	148	65.5%	1458	6.45	10	4.4%	40t	7	3.1%	85.4
13	Minshew	LV	306	203	66.3%	2013	6.58	9	2.9%	57t	10	3.3%	81.0
14	D. Watson	CLE	216	137	63.4%	1148	5.31	5	2.3%	35	3	1.4%	79.0

2024 NATIONAL FOOTBALL LEAGUE

AFC LEADING PASSERS, RANKS

PLAYER	TEAM	ATT	COMP	COMP%	YDS	YPA	TD	TD%	INT	INT%	RATING
L. Jackson	BAL	6	6	3	1	1	1t	1	2t	2	1
Burrow	CIN	1	1	4	2	5	1t	2	4t	3	2
Tagovailoa	MIA	11	10	1	11	3	8t	3	4t	7	3
Herbert	LAC	8	9	13	8	2	8t	9	1	1	4
Allen	BUF	7	7	9	6	4	3t	4	6	5	5
Mahomes	KC	4	2	2	4	9	3t	6	14	11	6
*Nix	DEN	2	3	8	5	13	6	11	7t	6	7
Rodgers	NYJ	5	5	11	7	12	5	7	9t	8	8
Lawrence	JAX	10	11	14	10	6	10	10	7t	9	9
Stroud	HOU	3	4	12	3	7	7	12	11t	10	10
Levis	TEN	14	14	5	13	8	11t	5	11t	14	11
*Maye	NE	12	12	7	12	11	11t	8	9t	12	12
Minshew	LV	9	8	6	9	10	13t	13	13	13	13
D. Watson	CLE	13	13	10	18	14	17t	14	2t	4	14

2024 NATIONAL FOOTBALL LEAGUE

AFC FOURTH-QUARTER PASSING LEADERS

RANK	PLAYER	TEAM	ATT	COMP	COMP%	YDS	YPA	TD	TD%	INT	INT%	RATING
1	Ru. Wilson	PIT	33	22	66.7%	329	9.97	4	12.1%	1	3.0%	126.1
2	L. Jackson	BAL	94	61	64.9%	806	8.57	9	9.6%	1	1.1%	119.4
3	Flacco	IND	48	31	64.6%	447	9.31	5	10.4%	2	4.2%	112.1
4	Tagovailoa	MIA	48	37	77.1%	347	7.23	2	4.2%	0	0.0%	110.3
5	Mahomes	KC	78	55	70.5%	572	7.33	5	6.4%	1	1.3%	107.4
6	Fields	PIT	40	23	57.5%	302	7.55	3	7.5%	0	0.0%	106.5
7	*Nix	DEN	99	68	68.7%	681	6.88	5	5.1%	2	2.0%	96.4
8	Allen	BUF	69	40	58.0%	481	6.97	3	4.3%	0	0.0%	93.9
9	Burrow	CIN	99	59	59.6%	792	8.00	7	7.1%	4	4.0%	91.8
10	Rodgers	NYJ	109	73	67.0%	687	6.30	4	3.7%	2	1.8%	88.7
11	D. Watson	CLE	58	39	67.2%	335	5.78	2	3.4%	1	1.7%	86.5
12	*Maye	NE	82	50	61.0%	518	6.32	5	6.1%	3	3.7%	84.3
13	Minshew	LV	102	69	67.6%	679	6.66	4	3.9%	4	3.9%	82.9
14	Herbert	LAC	69	36	52.2%	454	6.58	2	2.9%	0	0.0%	82.6
15	Winston	CLE	70	43	61.4%	451	6.44	3	4.3%	2	2.9%	82.5
16	Richardson	IND	64	31	48.4%	506	7.91	3	4.7%	2	3.1%	78.0
17	Stroud	HOU	96	59	61.5%	604	6.29	2	2.1%	2	2.1%	77.8
18	Lawrence	JAX	83	46	55.4%	515	6.20	3	3.6%	2	2.4%	76.1
19	Brissett	NE	51	28	54.9%	308	6.04	0	0.0%	0	0.0%	73.0
20	O'Connell	LV	45	27	60.0%	245	5.44	2	4.4%	2	4.4%	71.1
21	Rudolph	TEN	26	16	61.5%	112	4.31	1	3.8%	1	3.8%	68.1
22	Levis	TEN	64	35	54.7%	321	5.02	2	3.1%	5	7.8%	46.4

2024 NATIONAL FOOTBALL LEAGUE

AFC THIRD-DOWN PASSING LEADERS

RANK	PLAYER	TEAM	ATT	COMP	COMP%	YDS	YPA	TD	TD%	INT	INT%	RATING
1	Mahomes	KC	91	64	70.3%	751	8.25	9	9.9%	1	1.1%	123.5
2	L. Jackson	BAL	88	55	62.5%	733	8.33	8	9.1%	0	0.0%	119.2
3	Ru. Wilson	PIT	52	33	63.5%	512	9.85	5	9.6%	2	3.8%	112.0
4	Burrow	CIN	103	63	61.2%	749	7.27	10	9.7%	1	1.0%	111.7
5	Herbert	LAC	91	54	59.3%	657	7.22	7	7.7%	0	0.0%	107.3
6	Tagovailoa	MIA	62	43	69.4%	525	8.47	3	4.8%	2	3.2%	97.8
7	Allen	BUF	91	48	52.7%	672	7.38	6	6.6%	1	1.1%	94.2
8	Stroud	HOU	116	71	61.2%	849	7.32	4	3.4%	1	0.9%	91.5
9	*Nix	DEN	117	72	61.5%	785	6.71	6	5.1%	2	1.7%	91.3
10	Rodgers	NYJ	100	57	57.0%	707	7.07	7	7.0%	4	4.0%	85.7
11	Lawrence	JAX	68	32	47.1%	338	4.97	4	5.9%	1	1.5%	75.5
12	*Maye	NE	60	32	53.3%	381	6.35	4	6.7%	3	5.0%	74.4
13	Minschew	LV	80	46	57.5%	428	5.35	3	3.8%	5	6.3%	58.8

2024 NATIONAL FOOTBALL LEAGUE

AFC LEADING RUSHERS

RANK	PLAYER	TEAM	ATT	YDS	AVG	LONG	TD
1	Henry	BAL	221	1325	6.0	87t	13
2	Pollard	TEN	184	800	4.3	41	4
3	Mixon	HOU	185	786	4.2	59	10
4	Dobbins	LAC	158	766	4.8	61	8
5	Harris	PIT	191	749	3.9	36t	3
6	Taylor	IND	161	708	4.4	58	5
7	Hall	NYJ	152	632	4.2	42	4
8	C. Brown	CIN	140	607	4.3	30t	5
9	L. Jackson (QB)	BAL	103	599	5.8	33	3
10	Stevenson	NE	162	598	3.7	33t	6
11	Cook	BUF	137	596	4.4	49t	10
12	Hunt	KC	155	577	3.7	17	5
13	Achane	MIA	132	562	4.3	47	3
14	Bigsby	JAX	95	519	5.5	65t	4
15	Williams	DEN	120	445	3.7	20	3
16	Richardson (QB)	IND	61	335	5.5	26	3
17	Etienne	JAX	82	325	4.0	22	2
18	Mattison	LV	97	320	3.3	24	3
19	Allen (QB)	BUF	67	316	4.7	26t	5
20	Gibson	NE	72	311	4.3	45	0
21	Warren	PIT	75	303	4.0	18	1
22	*Nix (QB)	DEN	64	300	4.7	32	4
23	J. Ford	CLE	61	298	4.9	36	1
24	*Maye (QB)	NE	33	286	8.7	26	1
25	McLaughlin	DEN	66	283	4.3	21	1
26	*Davis	BUF	69	279	4.0	22	2
27	Fields (QB)	PIT	60	274	4.6	30	5
28	*Wright	MIA	59	243	4.1	20	0
29	Moss	CIN	74	242	3.3	16	2
30	*Allen	NYJ	62	229	3.7	20t	2
31	Mahomes (QB)	KC	44	227	5.2	33	1
32	Chubb	CLE	73	222	3.0	15	3
33	Mostert	MIA	60	217	3.6	18	2
34	Herbert (QB)	LAC	45	211	4.7	38	2
35	Edwards	LAC	63	206	3.3	11	1
36	Stroud (QB)	HOU	38	192	5.1	25	0
37	Hill	BAL	40	185	4.6	51t	1
38	White	LV	65	183	2.8	17	1
39	*Estime	DEN	38	179	4.7	21	0
40	Levis (QB)	TEN	36	175	4.9	21	0
41	Spears	TEN	43	161	3.7	19	1
42	*Steele	KC	48	158	3.3	9	0
43	Foreman	CLE	46	155	3.4	25	0
44	Burrow (QB)	CIN	31	151	4.9	47t	1
45	D. Watson (QB)	CLE	31	148	4.8	16	1
46	Pacheco	KC	34	135	4.0	11	1
47	Sermon	IND	47	131	2.8	17	2
48	Goodson	IND	27	128	4.7	33	1
49t	D. Johnson	JAX	30	117	3.9	13	0
49t	Ty Johnson	BUF	22	117	5.3	19	1

2024 NATIONAL FOOTBALL LEAGUE

AFC THIRD-AND-ONE RUSHING LEADERS

RANK	PLAYER	TEAM	ATT	FD	PCT
1t	*Allen	NYJ	8	8	100.0%
1t	Achane	MIA	4	4	100.0%
1t	Burrow (QB)	CIN	4	4	100.0%
1t	C. Brown	CIN	3	3	100.0%
1t	Fields (QB)	PIT	3	3	100.0%
1t	Hill	BAL	3	3	100.0%
7t	Dobbins	LAC	7	6	85.7%
7t	Hunt	KC	7	6	85.7%
9	Levis (QB)	TEN	6	5	83.3%
10	Allen (QB)	BUF	5	4	80.0%
11	Henry	BAL	9	7	77.8%
12t	L. Jackson (QB)	BAL	4	3	75.0%
12t	Mixon	HOU	4	3	75.0%
14	*Nix (QB)	DEN	7	5	71.4%
15	*Steele	KC	6	4	66.7%
16t	Harris	PIT	5	3	60.0%
16t	Haskins	LAC	5	3	60.0%
16t	Moss	CIN	5	3	60.0%
19	Hall	NYJ	7	4	57.1%
20t	Taylor	IND	8	4	50.0%
20t	Ingold	MIA	6	3	50.0%

2024 NATIONAL FOOTBALL LEAGUE

AFC LEADERS IN RECEPTIONS

RANK	PLAYER	TEAM	REC	YDS	AVG	LONG	TD
1	*Bowers (TE)	LV	74	744	10.1	57t	3
2	Chase	CIN	73	1056	14.5	70t	12
3	Wilson	NYJ	69	722	10.5	35	5
4	Kelce (TE)	KC	68	569	8.4	38	2
5t	Flowers	BAL	57	789	13.8	53t	4
5t	Sutton	DEN	57	744	13.1	37	5
7	Shakir	BUF	56	599	10.7	52	2
8t	Downs	IND	53	594	11.2	69t	4
8t	Meyers	LV	53	579	10.9	33	2
10	Pickens	PIT	52	776	14.9	44	2
11	Henry (TE)	NE	51	535	10.5	35	1
12t	*McConkey	LAC	49	698	14.2	60t	4
12t	T. Hill	MIA	49	571	11.7	80t	3
12t	Achane (RB)	MIA	49	373	7.6	39	5
15t	J. Smith (TE)	MIA	48	535	11.1	57t	4
15t	Douglas	NE	48	477	9.9	35t	1
17	Diggs	HOU	47	496	10.6	49	3
18	Hall (RB)	NYJ	46	401	8.7	57	2
19	Jeudy	CLE	45	645	14.3	89t	2
20	D. Adams	LV-NYJ	44	487	11.1	37t	2
21t	*B. Thomas	JAX	42	689	16.4	85t	5
21t	Dell	HOU	42	520	12.4	50	2
21t	Moore	CLE	42	336	8.0	30t	1
24t	Collins	HOU	41	713	17.4	67t	4
24t	Ridley	TEN	41	634	15.5	63	3
24t	Waddle	MIA	41	548	13.4	63	2
24t	Pittman	IND	41	508	12.4	33	2
24t	Dissly (TE)	LAC	41	399	9.7	29t	1
29	Njoku (TE)	CLE	40	345	8.6	29	2
30	Higgins	CIN	38	489	12.9	42t	4
31t	Andrews (TE)	BAL	37	423	11.4	38	6
31t	Hopkins	TEN-KC	37	408	11.0	35	4
31t	Williams (RB)	DEN	37	256	6.9	34	0
34t	Schultz (TE)	HOU	36	363	10.1	32	0
34t	Engram (TE)	JAX	36	291	8.1	24	1
36t	Bateman	BAL	35	574	16.4	59	5
36t	Tucker	LV	35	367	10.5	54	1
36t	Freiermuth (TE)	PIT	35	354	10.1	30	3
36t	C. Brown (RB)	CIN	35	207	5.9	34	2
40t	Gesicki (TE)	CIN	34	383	11.3	47t	2
40t	Kincaid (TE)	BUF	34	356	10.5	28	2
42t	Hill (RB)	BAL	33	307	9.3	24	2
42t	Pollard (RB)	TEN	33	178	5.4	22	0
44	*Vele	DEN	32	361	11.3	37	1
45t	Cooper	CLE-BUF	31	374	12.1	30	3
45t	D. Johnson	CAR-BAL	31	363	11.7	39	3
47	Lazard	NYJ	30	412	13.7	52t	5
48t	Tillman	CLE	29	339	11.7	38t	3
48t	Boyd	TEN	29	273	9.4	30	0
48t	Humphrey	DEN	29	267	9.2	41t	1
48t	Conklin (TE)	NYJ	29	252	8.7	27	2

2024 NATIONAL FOOTBALL LEAGUE

AFC RECEIVING YARDAGE LEADERS

RANK	PLAYER	TEAM	YDS	REC	AVG	LONG	TD
1	Chase	CIN	1056	73	14.5	70t	12
2	Flowers	BAL	789	57	13.8	53t	4
3	Pickens	PIT	776	52	14.9	44	2
4t	*Bowers (TE)	LV	744	74	10.1	57t	3
4t	Sutton	DEN	744	57	13.1	37	5
6	Wilson	NYJ	722	69	10.5	35	5
7	Collins	HOU	713	41	17.4	67t	4
8	*McConkey	LAC	698	49	14.2	60t	4
9	*B. Thomas	JAX	689	42	16.4	85t	5
10	Jeudy	CLE	645	45	14.3	89t	2
11	Ridley	TEN	634	41	15.5	63	3
12	Pierce	IND	629	27	23.3	65t	4
13	Shakir	BUF	599	56	10.7	52	2
14	Downs	IND	594	53	11.2	69t	4
15	Meyers	LV	579	53	10.9	33	2
16	Bateman	BAL	574	35	16.4	59	5
17	T. Hill	MIA	571	49	11.7	80t	3
18	Kelce (TE)	KC	569	68	8.4	38	2
19	Waddle	MIA	548	41	13.4	63	2
20t	Henry (TE)	NE	535	51	10.5	35	1
20t	J. Smith (TE)	MIA	535	48	11.1	57t	4
22	Dell	HOU	520	42	12.4	50	2
23	Pittman	IND	508	41	12.4	33	2
24	Diggs	HOU	496	47	10.6	49	3
25	Higgins	CIN	489	38	12.9	42t	4
26	D. Adams	LV-NYJ	487	44	11.1	37t	2
27	Douglas	NE	477	48	9.9	35t	1
28	Andrews (TE)	BAL	423	37	11.4	38	6
29	*Coleman	BUF	417	22	19.0	57	3
30	Lazard	NYJ	412	30	13.7	52t	5
31	Hopkins	TEN-KC	408	37	11.0	35	4
32	Palmer	LAC	403	23	17.5	45	1
33	Hall (RB)	NYJ	401	46	8.7	57	2
34	Dissly (TE)	LAC	399	41	9.7	29t	1
35	Gesicki (TE)	CIN	383	34	11.3	47t	2
36	Kirk	JAX	379	27	14.0	61	1
37	Cooper	CLE-BUF	374	31	12.1	30	3
38	Achane (RB)	MIA	373	49	7.6	39	5
39	Tucker	LV	367	35	10.5	54	1
40t	D. Johnson	CAR-BAL	363	31	11.7	39	3
40t	Schultz (TE)	HOU	363	36	10.1	32	0
42	*Vele	DEN	361	32	11.3	37	1
43	Kincaid (TE)	BUF	356	34	10.5	28	2
44t	Austin	PIT	354	20	17.7	55t	3
44t	Freiermuth (TE)	PIT	354	35	10.1	30	3
44t	Johnston	LAC	354	22	16.1	66t	6
47	*Worthy	KC	353	28	12.6	54t	4
48	Likely (TE)	BAL	346	28	12.4	49t	3
49	Njoku (TE)	CLE	345	40	8.6	29	2
50	Tillman	CLE	339	29	11.7	38t	3

2024 NATIONAL FOOTBALL LEAGUE

AFC THIRD-DOWN RECEIVING LEADERS

RANK	PLAYER	TEAM	REC	YDS	AVG	LONG	TD
1t	Sutton	DEN	22	367	16.7	33	2
1t	Pickens	PIT	22	282	12.8	37	0
3t	Wilson	NYJ	18	209	11.6	26t	2
3t	Kelce (TE)	KC	18	203	11.3	38	1
5t	*McConkey	LAC	17	199	11.7	19	2
5t	Moore	CLE	17	140	8.2	22	0
7t	Shakir	BUF	16	259	16.2	52	1
7t	Henry (TE)	NE	16	192	12.0	32	0
7t	*Bowers (TE)	LV	16	179	11.2	27	1
10t	Chase	CIN	15	206	13.7	63t	2
10t	Downs	IND	15	190	12.7	31	1
10t	Dell	HOU	15	183	12.2	31	0
13	Collins	HOU	14	193	13.8	34	2
14t	Waddle	MIA	13	182	14.0	36	0
14t	J. Smith (TE)	MIA	13	137	10.5	33	2
14t	Diggs	HOU	13	127	9.8	21	1
17t	Gesicki (TE)	CIN	12	150	12.5	47t	1
17t	Douglas	NE	12	144	12.0	35t	1
17t	Hill (RB)	BAL	12	142	11.8	24	0
17t	Meyers	LV	12	136	11.3	21	0
21t	Flowers	BAL	11	169	15.4	26	1
21t	Freiermuth (TE)	PIT	11	121	11.0	22	2
21t	T. Hill	MIA	11	120	10.9	30	1
21t	Andrews (TE)	BAL	11	117	10.6	18t	3
21t	Bateman	BAL	11	108	9.8	16t	2
21t	Williams (RB)	DEN	11	90	8.2	34	0
21t	Tucker	LV	11	88	8.0	14	0
28t	Ridley	TEN	10	189	18.9	63	0
28t	Johnston	LAC	10	179	17.9	66t	4
28t	Higgins	CIN	10	136	13.6	25t	3
28t	Boyd	TEN	10	100	10.0	20	0
28t	*Vele	DEN	10	91	9.1	20	1
28t	Warren (RB)	PIT	10	90	9.0	26	0
34t	Lazard	NYJ	9	150	16.7	36t	2
34t	Palmer	LAC	9	128	14.2	28t	1
34t	Perine (RB)	KC	9	127	14.1	35	1
34t	Ogunbowale (RB)	HOU	9	126	14.0	31	0
34t	Tillman	CLE	9	112	12.4	25	1
34t	Achane (RB)	MIA	9	110	12.2	39	1
40t	Austin	PIT	8	182	22.8	46	2
40t	Schultz (TE)	HOU	8	107	13.4	32	0
40t	Kirk	JAX	8	106	13.3	30	1
40t	Hopkins	TEN-KC	8	105	13.1	35	2
40t	Cooper	CLE-BUF	8	93	11.6	30	0
40t	Hall (RB)	NYJ	8	74	9.3	29t	1
40t	Ingram (TE)	JAX	8	66	8.3	15	0
40t	Stevenson (RB)	NE	8	33	4.1	12	1
48t	Westbrook-Ikhine	TEN	7	141	20.1	98t	3
48t	Mims	DEN	7	108	15.4	37	1
48t	Jeudy	CLE	7	103	14.7	23	0
48t	Hollins	BUF	7	99	14.1	44	2
48t	Conklin (TE)	NYJ	7	95	13.6	25	1
48t	Kincaid (TE)	BUF	7	94	13.4	28	1
48t	D. Adams	LV-NYJ	7	91	13.0	37t	1
48t	Gray (TE)	KC	7	90	12.9	35t	3

2024 NATIONAL FOOTBALL LEAGUE

AFC THIRD-DOWN RECEIVING LEADERS

RANK	PLAYER	TEAM	REC	YDS	AVG	LONG	TD
48t	Gibson (RB)	NE	7	68	9.7	14	0
48t	Mattison (RB)	LV	7	35	5.0	11	0

2024 NATIONAL FOOTBALL LEAGUE

AFC LEADING SCORERS (NON-KICKING)

RANK	PLAYER	TEAM	POS	TOUCHDOWNS				X2	PTS
				TOTAL	RUSH	REC	RET		
1	Henry	BAL	RB	15	13	2	0	0	90
2	Chase	CIN	WR	12	0	12	0	0	72
3t	Cook	BUF	RB	11	10	1	0	0	66
3t	Mixon	HOU	RB	11	10	1	0	0	66
5t	Achane	MIA	RB	8	3	5	0	0	48
5t	Dobbins	LAC	RB	8	8	0	0	0	48
7	Stevenson	NE	RB	7	6	1	0	2	46
8	C. Brown	CIN	RB	7	5	2	0	1	44
9t	Andrews	BAL	TE	6	0	6	0	0	36
9t	Hall	NYJ	RB	6	4	2	0	0	36
9t	Johnston	LAC	WR	6	0	6	0	0	36
9t	Westbrook-Ikhine	TEN	WR	6	0	6	0	0	36
9t	*Worthy	KC	WR	6	2	4	0	0	36
14	*B. Thomas	JAX	WR	5	0	5	0	2	34
15	Wilson	NYJ	WR	5	0	5	0	1	32
16t	Allen	BUF	QB	5	5	0	0	0	30
16t	Bateman	BAL	WR	5	0	5	0	0	30
16t	Fields	PIT	QB	5	5	0	0	0	30
16t	Hunt	KC	RB	5	5	0	0	0	30
16t	Lazard	NYJ	WR	5	0	5	0	0	30
16t	*Nix	DEN	QB	5	4	1	0	0	30
16t	Sutton	DEN	WR	5	0	5	0	0	30
16t	Taylor	IND	RB	5	5	0	0	0	30
24t	Mattison	LV	RB	4	3	1	0	1	26
24t	Ridley	TEN	WR	4	1	3	0	0	26
26t	Austin	PIT	WR	4	0	3	1	0	24
26t	Bigsby	JAX	RB	4	4	0	0	0	24
26t	Collins	HOU	WR	4	0	4	0	0	24
26t	Diggs	HOU	WR	4	1	3	0	0	24
26t	Downs	IND	WR	4	0	4	0	0	24
26t	Flowers	BAL	WR	4	0	4	0	0	24
26t	Gray	KC	TE	4	0	4	0	0	24
26t	Higgins	CIN	WR	4	0	4	0	0	24
26t	Hopkins	TEN-KC	WR	4	0	4	0	0	24
26t	Iosivas	CIN	WR	4	0	4	0	0	24
26t	*McConkey	LAC	WR	4	0	4	0	0	24
26t	Pierce	IND	WR	4	0	4	0	0	24
26t	Pollard	TEN	RB	4	4	0	0	0	24
26t	J. Smith	MIA	TE	4	0	4	0	0	24
40t	*Coleman	BUF	WR	3	0	3	0	1	20
40t	L. Jackson	BAL	QB	3	3	0	0	1	20
40t	Tillman	CLE	WR	3	0	3	0	1	20
43t	Abdullah	LV	RB	3	1	2	0	0	18
43t	*Allen	NYJ	RB	3	2	1	0	0	18
43t	*Bowers	LV	TE	3	0	3	0	0	18
43t	Chubb	CLE	RB	3	3	0	0	0	18

2024 NATIONAL FOOTBALL LEAGUE

AFC LEADING SCORERS (NON-KICKING)

RANK	PLAYER	TEAM	POS	TOUCHDOWNS				X2	PTS
				TOTAL	RUSH	REC	RET		
43t	Cooper	CLE-BUF	WR	3	0	3	0	0	18
43t	*Davis	BUF	RB	3	2	1	0	0	18
43t	Freiermuth	PIT	TE	3	0	3	0	0	18
43t	Harris	PIT	RB	3	3	0	0	0	18
43t	Hill	BAL	RB	3	1	2	0	0	18
43t	T. Hill	MIA	WR	3	0	3	0	0	18
43t	Hollins	BUF	WR	3	0	3	0	0	18
43t	D. Johnson	CAR-BAL	WR	3	0	3	0	0	18
43t	Ty Johnson	BUF	RB	3	1	2	0	0	18
43t	Lawrence	JAX	QB	3	3	0	0	0	18
43t	Likely	BAL	TE	3	0	3	0	0	18
43t	McLaughlin	DEN	RB	3	1	2	0	0	18
43t	Moss	CIN	RB	3	2	1	0	0	18
43t	Richardson	IND	QB	3	3	0	0	0	18
43t	Williams	DEN	RB	3	3	0	0	0	18

2024 NATIONAL FOOTBALL LEAGUE

AFC LEADING SCORERS (KICKING)

RANK	PLAYER	TEAM	PAT	FG	FG%	LONG	PTS
1	Boswell	PIT	21/21	31/33	93.9%	57	114
2	Fairbairn	HOU	27/27	28/34	82.4%	59	111
3	Lutz	DEN	26/26	24/27	88.9%	54	98
4	Dicker	LAC	21/24	24/26	92.3%	59	93
5	Tucker	BAL	41/42	17/23	73.9%	56	92
6	Bass	BUF	33/37	19/22	86.4%	61	90
7t	Gay	IND	20/20	21/24	87.5%	56	83
7t	Sanders	MIA	20/20	21/25	84.0%	56	83
9	Carlson	LV	16/16	22/24	91.7%	54	82
10	McPherson	CIN	32/33	15/21	71.4%	56	77
11	Butker	KC	21/22	18/20	90.0%	53	75
12	Slye	NE	16/17	19/23	82.6%	63	73
13	Folk	TEN	21/21	17/18	94.4%	56	72
14	*C. Little	JAX	19/19	15/16	93.8%	59	64
15	Hopkins	CLE	11/13	15/21	71.4%	56	56
16	Zuerlein	NYJ	13/14	9/15	60.0%	40	40
17	Carlson	SF-NYJ	6/7	7/7	100.0%	58	27
18	*Shrader	IND-NYJ-KC	9/9	5/5	100.0%	45	24
19	Patterson	NYJ	3/3	0/0	---	---	3

2024 NATIONAL FOOTBALL LEAGUE

2024 NATIONAL FOOTBALL LEAGUE

AFC TOUCHBACKS ON KICKOFFS

RANK	PLAYER	TEAM	TB
1	Tucker	BAL	57
2	Bass	BUF	54
3	McPherson	CIN	50
4	Gay	IND	44
5	Lutz	DEN	43
6t	C. Little	JAX	41
6t	Sanders	MIA	41
8	Dicker	LAC	40
9	Butker	KC	39
10	Fairbairn	HOU	38
11	Boswell	PIT	37
12	Slye	NE	35
13	Folk	TEN	32
14	Carlson	LV	29
15	Zuerlein	NYJ	28
16	Hopkins	CLE	23
17	Shrader	IND-NYJ-KC	17
18	Carlson	SF-NYJ	4

2024 NATIONAL FOOTBALL LEAGUE

AFC MOST YARDS FROM SCRIMMAGE

RANK	PLAYER	TEAM	POS	TOTAL			RUSHING			RECEIVING		
				YDS	PLAYS	AVG	YDS	ATT	AVG	YDS	ATT	AVG
1	Henry	BAL	RB	1421	231	6.2	1325	221	6.0	96	10	9.6
2	Chase	CIN	WR	1067	74	14.4	11	1	11.0	1056	73	14.5
3	Hall	NYJ	RB	1033	198	5.2	632	152	4.2	401	46	8.7
4	Mixon	HOU	RB	1012	208	4.9	786	185	4.2	226	23	9.8
5	Pollard	TEN	RB	978	217	4.5	800	184	4.3	178	33	5.4
6	Harris	PIT	RB	944	214	4.4	749	191	3.9	195	23	8.5
7	Achane	MIA	RB	935	181	5.2	562	132	4.3	373	49	7.6
8	Dobbins	LAC	RB	900	186	4.8	766	158	4.8	134	28	4.8
9	Flowers	BAL	WR	836	63	13.3	47	6	7.8	789	57	13.8
10	Taylor	IND	RB	819	174	4.7	708	161	4.4	111	13	8.5
11	C. Brown	CIN	RB	814	175	4.7	607	140	4.3	207	35	5.9
12	Cook	BUF	RB	778	162	4.8	596	137	4.4	182	25	7.3
13	Pickens	PIT	WR	770	54	14.3	-6	2	-3.0	776	52	14.9
14	*Bowers	LV	TE	753	76	9.9	9	2	4.5	744	74	10.1
15	Sutton	DEN	WR	744	57	13.1	0	0	---	744	57	13.1
16	Wilson	NYJ	WR	727	70	10.4	5	1	5.0	722	69	10.5
17	Stevenson	NE	RB	716	190	3.8	598	162	3.7	118	28	4.2
18	Collins	HOU	WR	713	41	17.4	0	0	---	713	41	17.4
19	Hunt	KC	RB	712	172	4.1	577	155	3.7	135	17	7.9
20	*B. Thomas	JAX	WR	708	46	15.4	19	4	4.8	689	42	16.4
21	Williams	DEN	RB	701	157	4.5	445	120	3.7	256	37	6.9
22	*McConkey	LAC	WR	698	49	14.2	0	0	---	698	49	14.2
23	Ridley	TEN	WR	666	45	14.8	32	4	8.0	634	41	15.5
24	Jeady	CLE	WR	645	45	14.3	0	0	---	645	45	14.3
25	Pierce	IND	WR	629	27	23.3	0	0	---	629	27	23.3
26	T. Hill	MIA	WR	618	56	11.0	47	7	6.7	571	49	11.7
27	Downs	IND	WR	606	54	11.2	12	1	12.0	594	53	11.2
28	Shakir	BUF	WR	603	58	10.4	4	2	2.0	599	56	10.7
29	Meyers	LV	WR	602	55	10.9	23	2	11.5	579	53	10.9
30	L. Jackson	BAL	QB	599	103	5.8	599	103	5.8	0	0	---
31	Bateman	BAL	WR	574	35	16.4	0	0	---	574	35	16.4
32	Kelce	KC	TE	570	69	8.3	1	1	1.0	569	68	8.4
33	Mattison	LV	RB	565	122	4.6	320	97	3.3	245	25	9.8
34	Bigsby	JAX	RB	555	98	5.7	519	95	5.5	36	3	12.0
35	Waddle	MIA	WR	554	44	12.6	6	3	2.0	548	41	13.4
36	Dell	HOU	WR	548	50	11.0	28	8	3.5	520	42	12.4
37	Henry	NE	TE	535	51	10.5	0	0	---	535	51	10.5
38	J. Smith	MIA	TE	534	50	10.7	-1	2	-0.5	535	48	11.1
39	Pittman	IND	WR	508	41	12.4	0	0	---	508	41	12.4
40	Diggs	HOU	WR	504	50	10.1	8	3	2.7	496	47	10.6
41	Hill	BAL	RB	492	73	6.7	185	40	4.6	307	33	9.3
42	Higgins	CIN	WR	489	38	12.9	0	0	---	489	38	12.9
43t	D. Adams	LV-NYJ	WR	487	44	11.1	0	0	---	487	44	11.1
43t	Douglas	NE	WR	487	50	9.7	10	2	5.0	477	48	9.9
45	Gibson	NE	RB	458	87	5.3	311	72	4.3	147	15	9.8
46	Warren	PIT	RB	445	96	4.6	303	75	4.0	142	21	6.8
47	Moss	CIN	RB	429	97	4.4	242	74	3.3	187	23	8.1
48	*Davis	BUF	RB	428	79	5.4	279	69	4.0	149	10	14.9
49	Etienne	JAX	RB	427	104	4.1	325	82	4.0	102	22	4.6
50	Andrews	BAL	TE	425	38	11.2	2	1	2.0	423	37	11.4

2024 NATIONAL FOOTBALL LEAGUE

AFC LEADERS IN FIRST DOWNS

RANK	PLAYER	TEAM	POS	TOTAL	RUSH	REC
1	Henry	BAL	RB	65	60	5
2	Chase	CIN	WR	48	1	47
3	Mixon	HOU	RB	47	37	10
4	Dobbins	LAC	RB	45	39	6
5t	Harris	PIT	RB	44	36	8
5t	Pollard	TEN	RB	44	37	7
7	Achane	MIA	RB	43	24	19
8	Cook	BUF	RB	42	33	9
9	Wilson	NYJ	WR	41	1	40
10	Taylor	IND	RB	40	34	6
11t	*Bowers	LV	TE	39	1	38
11t	Hall	NYJ	RB	39	27	12
11t	Hunt	KC	RB	39	31	8
14	Sutton	DEN	WR	38	0	38
15t	C. Brown	CIN	RB	37	25	12
15t	Flowers	BAL	WR	37	1	36
17t	*McConkey	LAC	WR	35	0	35
17t	Williams	DEN	RB	35	25	10
19	Stevenson	NE	RB	34	30	4
20t	Meyers	LV	WR	33	1	32
20t	J. Smith	MIA	TE	33	0	33
22t	Collins	HOU	WR	32	0	32
22t	Diggs	HOU	WR	32	1	31
22t	Downs	IND	WR	32	1	31
22t	T. Hill	MIA	WR	32	2	30
22t	Pickens	PIT	WR	32	0	32
27t	L. Jackson	BAL	QB	31	31	0
27t	Jeudy	CLE	WR	31	0	31
27t	*B. Thomas	JAX	WR	31	1	30
30t	Allen	BUF	QB	30	30	0
30t	Henry	NE	TE	30	0	30
30t	Kelce	KC	TE	30	0	30
30t	Mattison	LV	RB	30	20	10
34t	Dell	HOU	WR	28	2	26
34t	*Nix	DEN	QB	28	27	1
34t	Ridley	TEN	WR	28	2	26
37t	Andrews	BAL	TE	27	1	26
37t	Higgins	CIN	WR	27	0	27
37t	Waddle	MIA	WR	27	0	27
40t	Bateman	BAL	WR	26	0	26
40t	Hill	BAL	RB	26	12	14
40t	Hopkins	TEN-KC	WR	26	0	26
40t	Shakir	BUF	WR	26	0	26
44t	Etienne	JAX	RB	24	18	6
44t	Moss	CIN	RB	24	13	11
46t	Douglas	NE	WR	23	0	23
46t	Lazard	NYJ	WR	23	0	23
46t	Pierce	IND	WR	23	0	23
46t	Warren	PIT	RB	23	17	6
50t	D. Adams	LV-NYJ	WR	22	0	22
50t	Bigsby	JAX	RB	22	21	1
50t	Richardson	IND	QB	22	22	0
50t	*Worthy	KC	WR	22	2	20

2024 NATIONAL FOOTBALL LEAGUE

AFC PUNTING YARDS LEADERS

RANK	PLAYER	TEAM	POS	PUNTS	YARDS	LONG	AVG	TB	BLK	DWN	OB	RETURNS		IN20	NET AVG
												TOT	YDS		
1	Cole	LV	P	41	2165	70	52.8	5	1	4	7	16	203	18	44.3
2	Cooke	JAX	P	44	2271	73	51.6	3	0	0	9	18	169	24	46.4
3	Stonehouse	TEN	P	53	2679	75	50.5	4	2	2	3	36	578	15	36.7
4	Baringer	NE	P	57	2874	75	50.4	8	0	5	3	27	372	25	41.1
5	Bojorquez	CLE	P	58	2920	84	50.3	4	0	8	7	25	398	25	42.1
6	*Rehkov	CIN	P	39	1960	80	50.3	4	0	4	1	19	162	19	44.1
7	Sanchez	IND	P	52	2602	65	50.0	4	0	2	3	22	239	22	43.9
8	Araiza	KC	P	32	1600	67	50.0	5	0	4	0	15	174	13	41.4
9	Morstead	NYJ	P	47	2289	75	48.7	6	0	4	4	22	194	15	42.0
10	Stout	BAL	P	38	1819	70	47.9	3	0	3	6	17	134	15	42.8
11	Martin	BUF	P	37	1760	65	47.6	4	0	3	5	15	129	18	41.9
12	Townsend	HOU	P	55	2612	66	47.5	3	1	10	5	18	76	31	44.2
13	Scott	LAC	P	55	2598	67	47.2	3	0	6	8	21	199	20	42.5
14	Bailey	MIA	P	35	1638	59	46.8	2	1	3	12	13	157	15	40.0
15	Dixon	DEN	P	55	2572	65	46.8	3	0	8	5	22	182	24	42.4
16	Waitman	PIT	P	39	1810	71	46.4	5	0	4	5	14	44	18	42.7

2024 NATIONAL FOOTBALL LEAGUE

AFC NET PUNTING YARDS LEADERS

RANK	PLAYER	TEAM	POS	PUNTS	YARDS	LONG	AVG	TB	BLK	DWN	OB	RETURNS		IN20	NET AVG
												TOT	YDS		
1	Cooke	JAX	P	44	2271	73	51.6	3	0	0	9	18	169	24	46.4
2	Cole	LV	P	41	2165	70	52.8	5	1	4	7	16	203	18	44.3
3	Townsend	HOU	P	55	2612	66	47.5	3	1	10	5	18	76	31	44.2
4	*Rehkov	CIN	P	39	1960	80	50.3	4	0	4	1	19	162	19	44.1
5	Sanchez	IND	P	52	2602	65	50.0	4	0	2	3	22	239	22	43.9
6	Stout	BAL	P	38	1819	70	47.9	3	0	3	6	17	134	15	42.8
7	Waitman	PIT	P	39	1810	71	46.4	5	0	4	5	14	44	18	42.7
8	Scott	LAC	P	55	2598	67	47.2	3	0	6	8	21	199	20	42.5
9	Dixon	DEN	P	55	2572	65	46.8	3	0	8	5	22	182	24	42.4
10	Bojorquez	CLE	P	58	2920	84	50.3	4	0	8	7	25	398	25	42.1
11	Morstead	NYJ	P	47	2289	75	48.7	6	0	4	4	22	194	15	42.0
12	Martin	BUF	P	37	1760	65	47.6	4	0	3	5	15	129	18	41.9
13	Araiza	KC	P	32	1600	67	50.0	5	0	4	0	15	174	13	41.4
14	Baringer	NE	P	57	2874	75	50.4	8	0	5	3	27	372	25	41.1
15	Bailey	MIA	P	35	1638	59	46.8	2	1	3	12	13	157	15	40.0
16	Stonehouse	TEN	P	53	2679	75	50.5	4	2	2	3	36	578	15	36.7

2024 NATIONAL FOOTBALL LEAGUE

2024 NATIONAL FOOTBALL LEAGUE

AFC PUNT RETURN LEADERS

RANK	PLAYER	TEAM	POS	RET	FC	YDS	AVG	LONG	TD
1	M. Jones	NE	CB	23	8	349	15.2	62	0
2	Davis	LAC	WR	13	15	190	14.6	53	0
3	Mims	DEN	WR	22	15	301	13.7	38	0
4	*Codrington	BUF	DB	20	6	243	12.2	29	0
5	Austin	PIT	WR	21	13	239	11.4	73t	1
6	Darden	CLE	WR	20	3	226	11.3	28	0
7	Hardman	KC	WR	19	9	195	10.3	55	0
8	Downs	IND	WR	16	7	161	10.1	23	0
9	Gipson	NYJ	WR	25	13	230	9.2	40	0
10	Proche	CLE	WR	13	1	119	9.2	17	0
11	*Jackson	TEN	WR	27	7	207	7.7	20	0
12	Jones	CIN	WR	14	5	99	7.1	23	0
13	Sims	HOU	WR	16	8	99	6.2	19	0

2024 NATIONAL FOOTBALL LEAGUE

AFC KICKOFF RETURN LEADERS

RANK	PLAYER	TEAM	POS	RET	YDS	AVG	LONG	TD
1	*Jackson	TEN	WR	15	399	26.6	34	0

2024 NATIONAL FOOTBALL LEAGUE

2024 NATIONAL FOOTBALL LEAGUE

AFC INTERCEPTION LEADERS

RANK	PLAYER	TEAM	POS	INT	YARDS	AVG	LONG	TD
1	Humphrey	BAL	CB	5	0	0.0	0	0
2t	*Bullock	HOU	SAF	4	28	7.0	28	0
2t	Jackson	PIT	CB	4	77	19.3	49	0
4t	*Bishop	PIT	CB	3	46	15.3	41	0
4t	Hooker	TEN	SAF	3	49	16.3	30	0
4t	*Lassiter	HOU	CB	3	9	3.0	9	0
4t	Molden	LAC	CB	3	28	9.3	25	0
4t	Surtain	DEN	CB	3	128	42.7	100t	1
9t	Bernard	BUF	LB	2	1	0.5	1	0
9t	Conner	KC	DB	2	32	16.0	29	0
9t	Cross	IND	SAF	2	20	10.0	20	0
9t	Echols	NYJ	CB	2	0	0.0	0	0
9t	Hamlin	BUF	SS	2	19	9.5	19	0
9t	Ingram	BUF	DB	2	56	28.0	31t	1
9t	A. Johnson	BUF	NT	2	9	4.5	5	0
9t	Ta. Johnson	BUF	CB	2	23	11.5	23t	1
9t	B. Jones	DEN	SAF	2	74	37.0	37	0
9t	Jones	IND	DB	2	5	2.5	5	0
9t	Moehrig	LV	SAF	2	28	14.0	16	0
9t	Ramsey	MIA	CB	2	7	3.5	7	0
9t	Rapp	BUF	FS	2	5	2.5	5	0
9t	Stingley	HOU	CB	2	7	3.5	7	0
9t	Ward	HOU	SAF	2	67	33.5	65t	1
24t	Barton	DEN	LB	1	15	15.0	15	0
24t	Bell	CIN	SS	1	32	32.0	32	0
24t	Benford	BUF	CB	1	6	6.0	6	0
24t	Blackmon	IND	SAF	1	0	0.0	0	0
24t	Brown	JAX	CB	1	0	0.0	0	0
24t	*Brownlee	TEN	DB	1	2	2.0	2	0
24t	Cisco	JAX	FS	1	22	22.0	22	0
24t	Cook	KC	FS	1	0	0.0	0	0
24t	Davis-Gaither	CIN	LB	1	12	12.0	12	0
24t	Dodson	SEA-MIA	LB	1	0	0.0	0	0
24t	Dupree	LAC	OLB	1	0	0.0	0	0
24t	D. Elliott	PIT	DB	1	0	0.0	0	0
24t	Ford	LAC	DT	1	3	3.0	3	0
24t	Franklin	IND	OLB	1	0	0.0	0	0
24t	Fulton	LAC	CB	1	29	29.0	29	0
24t	Gilman	LAC	SAF	1	18	18.0	18	0
24t	Gonzalez	NE	CB	1	2	2.0	2	0
24t	Hewitt	HOU	LB	1	45	45.0	45	0
24t	*Hicks	KC	SAF	1	0	0.0	0	0
24t	Hobbs	LV	CB	1	35	35.0	35	0
24t	Hubbard	CIN	DE	1	0	0.0	0	0
24t	Jones	LV	CB	1	29	29.0	29t	1
24t	*J. Jones	JAX	CB	1	0	0.0	0	0
24t	M. Jones	NE	CB	1	35	35.0	35	0
24t	Kazee	PIT	SS	1	5	5.0	5	0
24t	Kohou	MIA	CB	1	2	2.0	2	0
24t	McMillian	DEN	CB	1	0	0.0	0	0
24t	Moore	IND	CB	1	12	12.0	12	0
24t	Moss	DEN	CB	1	0	0.0	0	0
24t	Murray	HOU	SS	1	0	0.0	0	0
24t	Murray	TEN	LB	1	6	6.0	6	0
24t	Ogbah	MIA	OLB	1	0	0.0	0	0

2024 NATIONAL FOOTBALL LEAGUE

AFC INTERCEPTION LEADERS

RANK	PLAYER	TEAM	POS	INT	YARDS	AVG	LONG	TD
24t	Oluokun	JAX	LB	1	0	0.0	0	0
24t	Owusu-Koramoah	CLE	LB	1	0	0.0	0	0
24t	Peppers	NE	FS	1	0	0.0	0	0
24t	Pitre	HOU	SAF	1	10	10.0	10	0
24t	Porter	PIT	CB	1	16	16.0	16	0
24t	Pratt	CIN	LB	1	24	24.0	24	0
24t	Reid	KC	SS	1	8	8.0	8	0
24t	*Roland-Wallace	KC	CB	1	0	0.0	0	0
24t	Savage	JAX	DB	1	16	16.0	16	0
24t	Sieler	MIA	DE	1	0	0.0	0	0
24t	Singleton	DEN	LB	1	21	21.0	21	0
24t	Smith	BAL	ILB	1	0	0.0	0	0
24t	E. Speed	IND	LB	1	12	12.0	12	0
24t	Spillane	LV	LB	1	0	0.0	0	0
24t	*Still	LAC	DB	1	1	1.0	1	0
24t	Stone	CIN	SAF	1	49	49.0	49	0
24t	Tart	LAC	DT	1	4	4.0	4	0
24t	Tavai	NE	OLB	1	0	0.0	0	0
24t	Taylor-Britt	CIN	CB	1	0	0.0	0	0
24t	To'oTo'o	HOU	LB	1	0	0.0	0	0
24t	Trice	PIT	CB	1	0	0.0	0	0
24t	Walker	MIA	MLB	1	5	5.0	5	0
24t	Ward	CLE	CB	1	0	0.0	0	0
24t	A. Washington	BAL	SAF	1	1	1.0	1	0
24t	*P. Wilson	PIT	LB	1	0	0.0	0	0

2024 NATIONAL FOOTBALL LEAGUE

AFC SACK LEADERS

RANK	PLAYER	TEAM	POS	SACKS
1	Hendrickson	CIN	DE	11.5
2	Hunter	HOU	DE	10.5
3t	Bonitto	DEN	LB	10.0
3t	Garrett	CLE	DE	10.0
5	Anderson	HOU	DE	9.5
6t	McDonald	NYJ	DE	8.0
6t	Oweh	BAL	LB	8.0
6t	Van Noy	BAL	MLB	8.0
9t	Walker	JAX	DE	7.5
9t	Watt	PIT	OLB	7.5
11t	Cooper	DEN	LB	7.0
11t	Tuipulotu	LAC	LB	7.0
13	Crosby	LV	DE	6.5
14t	Landry	TEN	LB	6.0
14t	Quin. Williams	NYJ	NT	6.0
16t	Paye	IND	DE	5.5
16t	Rousseau	BUF	DE	5.5
18t	Allen	DEN	DE	5.0
18t	Dupree	LAC	OLB	5.0
18t	Epenesa	BUF	DE	5.0
18t	Franklin-Myers	DEN	DE	5.0
18t	Ca. Heyward	PIT	DT	5.0
18t	Hines-Allen	JAX	DE	5.0
18t	Key	TEN	LB	5.0
18t	Madubuike	BAL	DT	5.0
18t	Settle	HOU	DT	5.0
18t	White	NE	DE	5.0
18t	Wise	NE	DE	5.0
29t	Buckner	IND	DT	4.5
29t	Clemons	NYJ	DE	4.5
29t	Mack	LAC	OLB	4.5
32t	Barnett	HOU	DE	4.0
32t	C. Campbell	MIA	DE	4.0
32t	*Elliss	DEN	LB	4.0
32t	Karlaftis	KC	DE	4.0
32t	*Latu	IND	DE	4.0
32t	Miller	BUF	OLB	4.0
32t	Sieler	MIA	DE	4.0
32t	Simmons	TEN	DT	4.0
40t	Fox	LAC	DE	3.5
40t	Ni. Herbig	PIT	LB	3.5
40t	Ogbah	MIA	OLB	3.5
40t	*Robinson	MIA	LB	3.5
40t	Robinson	BAL	LB	3.5
40t	Smith	GB-PIT	DE	3.5
40t	Stewart	IND	DT	3.5
47t	Autry	HOU	DT	3.0
47t	Bosa	LAC	LB	3.0
47t	Ford	LAC	DT	3.0
47t	Highsmith	PIT	LB	3.0
47t	Ch. Jones	KC	DT	3.0
47t	Murray	TEN	LB	3.0
47t	Odeyingbo	IND	DE	3.0
47t	Okoronkwo	CLE	DE	3.0
47t	Owusu-Koramoah	CLE	LB	3.0

2024 NATIONAL FOOTBALL LEAGUE

AFC SACK LEADERS

RANK	PLAYER	TEAM	POS	SACKS
47t	Strnad	DEN	LB	3.0
47t	Tomlinson	CLE	DE	3.0
47t	Wilson	LV	DE	3.0

2024 NATIONAL FOOTBALL LEAGUE

AFC LEADERS IN FUMBLE RECOVERIES

RANK	PLAYER	TEAM	POS	TOTAL	OWN TEAM	OPP TEAM
1	Richardson	IND	QB	6	6	0
2	L. Jackson	BAL	QB	4	4	0
3t	D. Elliott	PIT	DB	3	0	3
3t	Fields	PIT	QB	3	3	0
3t	Herbert	LAC	QB	3	3	0
3t	Rodgers	NYJ	QB	3	3	0
3t	Stevenson	NE	RB	3	3	0
8t	Bitonio	CLE	OG	2	2	0
8t	Brissett	NE	QB	2	2	0
8t	Burrow	CIN	QB	2	2	0
8t	Conklin	NYJ	TE	2	2	0
8t	Edwards	HOU	DE	2	0	2
8t	*Jackson	TEN	WR	2	2	0
8t	M. Jones	NE	CB	2	1	1
8t	Lammons	IND	DB	2	0	2
8t	Levis	TEN	QB	2	2	0
8t	*Nix	DEN	QB	2	2	0
8t	Pratt	CIN	LB	2	0	2
8t	Rudolph	TEN	QB	2	2	0
8t	Simmons	TEN	DT	2	0	2
8t	Warren	PIT	RB	2	2	0
8t	Watt	PIT	OLB	2	0	2
8t	Williams	BUF	LB	2	0	2
8t	Quin. Williams	NYJ	OLB	2	0	2
8t	L. Wilson	CIN	LB	2	0	2

2024 NATIONAL FOOTBALL LEAGUE

AFC LEADERS IN RECOVERIES OF FUMBLES BY OWN TEAM

RANK	PLAYER	TEAM	POS	REC	YARDS	AVG	LONG	TD
1	Richardson	IND	QB	6	0	0.0	0t	0
2	L. Jackson	BAL	QB	4	-7	-1.8	0t	0
3t	Fields	PIT	QB	3	0	0.0	0t	0
3t	Herbert	LAC	QB	3	0	0.0	0t	0
3t	Rodgers	NYJ	QB	3	0	0.0	0t	0
3t	Stevenson	NE	RB	3	0	0.0	0t	0
7t	Bitonio	CLE	OG	2	0	0.0	0t	0
7t	Brissett	NE	QB	2	0	0.0	0t	0
7t	Burrow	CIN	QB	2	0	0.0	0t	0
7t	Conklin	NYJ	TE	2	-3	-1.5	0t	0
7t	*Jackson	TEN	WR	2	0	0.0	0t	0
7t	Levis	TEN	QB	2	0	0.0	0t	0
7t	*Nix	DEN	QB	2	0	0.0	0t	0
7t	Rudolph	TEN	QB	2	0	0.0	0t	0
7t	Warren	PIT	RB	2	0	0.0	0t	0
16t	Abdullah	LV	RB	1	0	0.0	0t	0
16t	Akins	CLE	TE	1	0	0.0	0t	0
16t	Allen	BUF	QB	1	0	0.0	0t	0
16t	Anderson	BUF	OT	1	0	0.0	0t	0
16t	Armstead	MIA	OT	1	0	0.0	0t	0
16t	Bigsby	JAX	RB	1	0	0.0	0t	0
16t	*Bortolini	IND	C	1	0	0.0	0t	0
16t	*Codrington	BUF	DB	1	0	0.0	0t	0
16t	Cushenberry	TEN	C	1	0	0.0	0t	0
16t	Downs	IND	WR	1	0	0.0	0t	0
16t	Edwards	LAC	RB	1	0	0.0	0t	0
16t	Etienne	JAX	RB	1	0	0.0	0t	0
16t	Foreman	CLE	RB	1	0	0.0	0t	0
16t	Gibson	NE	RB	1	0	0.0	0t	0
16t	Hall	NYJ	RB	1	0	0.0	0t	0
16t	Herbert	CHI-CIN	RB	1	0	0.0	0t	0
16t	Howard	HOU	OT	1	0	0.0	0t	0
16t	Humphrey	DEN	WR	1	0	0.0	0t	0
16t	Ingold	MIA	FB	1	0	0.0	0t	0
16t	A. Jackson	MIA	OT	1	0	0.0	0t	0
16t	D. Johnson	JAX	RB	1	0	0.0	0t	0
16t	Ty Johnson	BUF	RB	1	0	0.0	0t	0
16t	M. Jones	NE	CB	1	0	0.0	0t	0
16t	R. Jones	MIA	G	1	0	0.0	0t	0
16t	Jordan	NE	OG	1	0	0.0	0t	0
16t	Lamm	MIA	OT	1	0	0.0	0t	0
16t	*Latham	TEN	OT	1	4	4.0	4	0
16t	Lawrence	JAX	QB	1	0	0.0	0t	0
16t	*Maye	NE	QB	1	0	0.0	0t	0
16t	Mekari	BAL	OT	1	0	0.0	0t	0
16t	Miller	LV	OT	1	0	0.0	0t	0
16t	Minshew	LV	QB	1	0	0.0	0t	0
16t	Moss	CIN	RB	1	0	0.0	0t	0
16t	Otomewo	JAX	DE	1	0	0.0	0t	0
16t	Perine	KC	RB	1	7	7.0	7	0
16t	Pollard	TEN	RB	1	0	0.0	0t	0
16t	Ricard	BAL	FB-DE	1	0	0.0	0t	1
16t	Sanders	MIA	K	1	-1	-1.0	-1	0
16t	Scott	LAC	P	1	0	0.0	0t	0
16t	Slater	LAC	OT	1	0	0.0	0t	0

2024 NATIONAL FOOTBALL LEAGUE

AFC LEADERS IN RECOVERIES OF FUMBLES BY OWN TEAM

RANK	PLAYER	TEAM	POS	REC	YARDS	AVG	LONG	TD
16t	Stroud	HOU	QB	1	0	0.0	0t	0
16t	Tagovailoa	MIA	QB	1	0	0.0	0t	0
16t	Torrence	BUF	OG	1	0	0.0	0t	0
16t	Trautman	DEN	TE	1	2	2.0	2	0
16t	Washington	JAX	WR	1	0	0.0	0t	0
16t	D. Watson	CLE	QB	1	0	0.0	0t	0
16t	*Williams	TEN	LB	1	0	0.0	0t	0
16t	Wilson	MIA	RB	1	0	0.0	0t	0
16t	Ru. Wilson	PIT	QB	1	0	0.0	0t	0
16t	Winston	CLE	QB	1	0	0.0	0t	0
16t	*Worthy	KC	WR	1	0	0.0	0t	0

2024 NATIONAL FOOTBALL LEAGUE

AFC LEADERS IN RECOVERIES OF FUMBLES BY OPPOSING TEAM

RANK	PLAYER	TEAM	POS	REC	YARDS	AVG	LONG	TD
1	D. Elliott	PIT	DB	3	10	3.3	10	0
2t	Edwards	HOU	DE	2	0	0.0	0t	0
2t	Lammons	IND	DB	2	3	1.5	3	0
2t	Pratt	CIN	LB	2	9	4.5	9	0
2t	Simmons	TEN	DT	2	0	0.0	0t	0
2t	Watt	PIT	OLB	2	0	0.0	0t	0
2t	Williams	BUF	LB	2	0	0.0	0t	0
2t	Quin. Williams	NYJ	OLB	2	15	7.5	15	0
2t	L. Wilson	CIN	LB	2	10	5.0	10	0
10t	Alexander	DEN	MLB	1	0	0.0	0t	0
10t	Anderson	HOU	DE	1	0	0.0	0t	0
10t	Anudike-Uzomah	KC	DE	1	0	0.0	0t	0
10t	J. Baker	SEA-TEN	OLB	1	0	0.0	0t	0
10t	Barnett	HOU	DE	1	28	28.0	28t	1
10t	Barton	DEN	LB	1	52	52.0	52t	1
10t	Benton	PIT	DT	1	0	0.0	0t	0
10t	Bernard	BUF	LB	1	0	0.0	0t	0
10t	Blackmon	IND	SAF	1	0	0.0	0t	0
10t	Bolden	NE	CB	1	0	0.0	0t	0
10t	Boyd	HOU	DB	1	0	0.0	0t	0
10t	Brooks	MIA	ILB	1	12	12.0	12	0
10t	Bryan	IND	DT	1	0	0.0	0t	0
10t	*Bullock	HOU	SAF	1	0	0.0	0t	0
10t	Carter	NYJ	CB	1	7	7.0	7	0
10t	Chestnut	TEN	RB	1	0	0.0	0t	0
10t	Clark	NYJ	FS	1	0	0.0	0t	0
10t	Conner	KC	DB	1	38	38.0	38t	1
10t	Delpit	CLE	SAF	1	0	0.0	0t	0
10t	Elam	BUF	CB	1	0	0.0	0t	0
10t	Elliss	NE	LB	1	0	0.0	0t	0
10t	Emerson	CLE	CB	1	2	2.0	2	0
10t	Fuller	MIA	CB	1	1	1.0	1	0
10t	Gonzalez	NE	CB	1	63	63.0	63t	1
10t	Hamilton	BAL	SAF	1	8	8.0	8	0
10t	Hamlin	BUF	SS	1	0	0.0	0t	0
10t	Hawkins	NE	SAF	1	0	0.0	0t	0
10t	Ni. Herbig	PIT	LB	1	0	0.0	0t	0
10t	Hickman	CLE	SAF	1	0	0.0	0t	0
10t	Hines-Allen	JAX	DE	1	13	13.0	13	0
10t	Hollins	BUF	WR	1	0	0.0	0t	0
10t	Jackson	PIT	CB	1	-1	-1.0	-1	0
10t	B. Jones	DEN	SAF	1	34	34.0	34	0
10t	M. Jones	NE	CB	1	17	17.0	17	0
10t	Key	TEN	LB	1	0	0.0	0t	0
10t	Kinlaw	NYJ	DE	1	4	4.0	4	0
10t	Kohou	MIA	CB	1	0	0.0	0t	0
10t	*Latu	IND	DE	1	0	0.0	0t	0
10t	Mack	LAC	OLB	1	22	22.0	22	0
10t	McDonald	NYJ	DE	1	0	0.0	0t	0
10t	McLeod	CLE	FS	1	25	25.0	25t	1
10t	Molden	LAC	CB	1	0	0.0	0t	0
10t	Moore	IND	CB	1	38	38.0	38t	1
10t	Moss	DEN	CB	1	0	0.0	0t	0
10t	Odeyingbo	IND	DE	1	0	0.0	0t	0
10t	Olubi	IND	LB	1	18	18.0	18	0

2024 NATIONAL FOOTBALL LEAGUE

AFC LEADERS IN RECOVERIES OF FUMBLES BY OPPOSING TEAM

RANK	PLAYER	TEAM	POS	REC	YARDS	AVG	LONG	TD
10t	Queen	PIT	LB	1	0	0.0	0t	0
10t	*Reid	CLE	LB	1	0	0.0	0t	0
10t	Roach	DEN	DT	1	0	0.0	0t	0
10t	Sieler	MIA	DE	1	0	0.0	0t	0
10t	Simpson	BAL	LB	1	0	0.0	0t	0
10t	Skinner	DEN	SAF	1	0	0.0	0t	0
10t	Skowronek	PIT	WR	1	0	0.0	0t	0
10t	Smith	BAL	ILB	1	0	0.0	0t	0
10t	Spector	BUF	LB	1	0	0.0	0t	0
10t	Stewart	IND	DT	1	0	0.0	0t	0
10t	Stewart	HOU	SAF	1	0	0.0	0t	0
10t	Stone	CIN	SAF	1	6	6.0	6	0
10t	Tart	LAC	DT	1	0	0.0	0t	0
10t	Taylor	LAC	CB	1	0	0.0	0t	0
10t	D. Thomas	JAX	SAF	1	0	0.0	0t	0
10t	Toohill	BUF	DE	1	0	0.0	0t	0
10t	Tranquill	KC	LB	1	3	3.0	3	0
10t	Walker	JAX	DE	1	35	35.0	35t	1
10t	Ward	CLE	CB	1	0	0.0	0t	0
10t	M. Williams	BAL	FS	1	0	0.0	0t	0

2024 NATIONAL FOOTBALL LEAGUE

NFC LEADING PASSERS

RANK	PLAYER	TEAM	ATT	COMP	COMP%	YDS	YPA	TD	TD%	LONG	INT	INT%	RATING
1	Goff	DET	306	223	72.9%	2761	9.02	20	6.5%	70t	9	2.9%	109.9
2	Carr	NO	211	145	68.7%	1742	8.26	13	6.2%	71t	4	1.9%	106.4
3	Mayfield	TB	374	267	71.4%	2799	7.48	24	6.4%	55t	9	2.4%	104.1
4	Hurts	PHI	285	197	69.1%	2376	8.34	13	4.6%	67t	5	1.8%	102.3
5	Darnold	MIN	327	221	67.6%	2717	8.31	21	6.4%	97t	10	3.1%	101.7
6	K. Murray	ARI	313	215	68.7%	2343	7.49	12	3.8%	60t	4	1.3%	98.0
7	*Daniels	WAS	332	227	68.4%	2613	7.87	12	3.6%	86t	5	1.5%	97.6
8	Cousins	ATL	360	245	68.1%	2807	7.80	17	4.7%	52	9	2.5%	96.6
9	Purdy	SF	306	202	66.0%	2613	8.54	13	4.2%	76t	8	2.6%	95.9
10	Stafford	LAR	385	256	66.5%	2800	7.27	15	3.9%	69t	7	1.8%	93.2
11	Love	GB	280	173	61.8%	2244	8.01	18	6.4%	70t	11	3.9%	92.0
12	G. Smith	SEA	405	280	69.1%	3035	7.49	12	3.0%	71t	12	3.0%	88.5
13	Prescott	DAL	286	185	64.7%	1978	6.92	11	3.8%	65t	8	2.8%	86.0
14	*Ca. Williams	CHI	372	233	62.6%	2356	6.33	11	3.0%	47	5	1.3%	84.9
15	Jones	NYG	341	216	63.3%	2070	6.07	8	2.3%	43	7	2.1%	79.4

2024 NATIONAL FOOTBALL LEAGUE

NFC LEADING PASSERS, RANKS

PLAYER	TEAM	ATT	COMP	COMP%	YDS	YPA	TD	TD%	INT	INT%	RATING
Goff	DET	10t	7	1	5	1	3	1	10t	12	1
Carr	NO	15	15	5	15	5	7t	5	1t	6	2
Mayfield	TB	3	2	2	4	11	1	4	10t	8	3
Hurts	PHI	13	12	4	9	3	7t	7	3t	4	4
Darnold	MIN	8	8	9	6	4	2	3	13	14	5
K. Murray	ARI	9	10	6	11	10	10t	11	1t	1	6
*Daniels	WAS	7	6	7	7t	7	10t	12	3t	3	7
Cousins	ATL	5	4	8	2	8	5	6	10t	9	8
Purdy	SF	10t	11	11	7t	2	7t	8	8t	10	9
Stafford	LAR	2	3	10	3	12	6	9	6t	5	10
Love	GB	14	14	15	12	6	4	2	14	15	11
G. Smith	SEA	1	1	3	1	9	10t	13	15	13	12
Prescott	DAL	12	13	12	14	13	13t	10	8t	11	13
*Ca. Williams	CHI	4	5	14	10	14	13t	14	3t	2	14
Jones	NYG	6	9	13	13	15	15	15	6t	7	15

2024 NATIONAL FOOTBALL LEAGUE

NFC FOURTH-QUARTER PASSING LEADERS

RANK	PLAYER	TEAM	ATT	COMP	COMP%	YDS	YPA	TD	TD%	INT	INT%	RATING
1	*Daniels	WAS	99	73	73.7%	875	8.84	7	7.1%	2	2.0%	115.5
2	Love	GB	64	41	64.1%	599	9.36	4	6.3%	1	1.6%	108.8
3	Mayfield	TB	100	69	69.0%	665	6.65	7	7.0%	1	1.0%	106.5
4	Purdy	SF	78	58	74.4%	714	9.15	3	3.8%	3	3.8%	99.0
5	Hurts	PHI	59	43	72.9%	549	9.31	2	3.4%	2	3.4%	98.8
6	Stafford	LAR	106	70	66.0%	787	7.42	4	3.8%	1	0.9%	96.7
7	*Ca. Williams	CHI	110	74	67.3%	689	6.26	5	4.5%	1	0.9%	95.6
8	Goff	DET	72	47	65.3%	519	7.21	4	5.6%	2	2.8%	93.5
9	K. Murray	ARI	86	57	66.3%	629	7.31	1	1.2%	0	0.0%	91.7
10	Prescott	DAL	75	41	54.7%	486	6.48	6	8.0%	3	4.0%	84.6
11	Carr	NO	52	30	57.7%	308	5.92	4	7.7%	2	3.8%	84.5
12	Haener	NO	27	13	48.1%	172	6.37	1	3.7%	0	0.0%	81.1
13	G. Smith	SEA	132	89	67.4%	856	6.48	4	3.0%	5	3.8%	79.6
14	Rush	DAL	63	38	60.3%	340	5.40	2	3.2%	1	1.6%	78.8
15	Darnold	MIN	65	35	53.8%	494	7.60	2	3.1%	2	3.1%	76.1
16	Young	CAR	67	38	56.7%	343	5.12	1	1.5%	2	3.0%	63.2
17	Jones	NYG	119	68	57.1%	606	5.09	2	1.7%	4	3.4%	62.5
18	Cousins	ATL	92	55	59.8%	559	6.08	2	2.2%	5	5.4%	61.8
19	*Rattler	NO	27	17	63.0%	116	4.30	0	0.0%	2	7.4%	41.6
20	Dalton	CAR	32	17	53.1%	135	4.22	0	0.0%	2	6.3%	37.9

2024 NATIONAL FOOTBALL LEAGUE

NFC THIRD-DOWN PASSING LEADERS

RANK	PLAYER	TEAM	ATT	COMP	COMP%	YDS	YPA	TD	TD%	INT	INT%	RATING
1	Carr	NO	60	42	70.0%	529	8.82	5	8.3%	0	0.0%	124.9
2	Goff	DET	74	50	67.6%	646	8.73	6	8.1%	0	0.0%	121.8
3	Cousins	ATL	91	61	67.0%	667	7.33	5	5.5%	0	0.0%	106.8
4	Mayfield	TB	89	59	66.3%	686	7.71	6	6.7%	3	3.4%	97.9
5	Purdy	SF	85	52	61.2%	587	6.91	6	7.1%	2	2.4%	95.6
6	K. Murray	ARI	66	38	57.6%	417	6.32	3	4.5%	0	0.0%	91.5
7	Hurts	PHI	74	45	60.8%	620	8.38	3	4.1%	3	4.1%	84.3
8	Jones	NYG	92	59	64.1%	586	6.37	3	3.3%	2	2.2%	83.9
9	Young	CAR	56	32	57.1%	318	5.68	3	5.4%	1	1.8%	83.8
10	Darnold	MIN	92	53	57.6%	634	6.89	5	5.4%	3	3.3%	83.3
11	Prescott	DAL	68	41	60.3%	525	7.72	2	2.9%	2	2.9%	82.0
12	*Daniels	WAS	88	46	52.3%	644	7.32	2	2.3%	1	1.1%	79.0
13	Love	GB	66	32	48.5%	387	5.86	6	9.1%	4	6.1%	72.0
14	G. Smith	SEA	95	60	63.2%	728	7.66	3	3.2%	6	6.3%	70.9
15	*Ca. Williams	CHI	100	55	55.0%	542	5.42	2	2.0%	3	3.0%	64.7
16	Stafford	LAR	77	40	51.9%	426	5.53	2	2.6%	3	3.9%	60.8

2024 NATIONAL FOOTBALL LEAGUE

NFC LEADING RUSHERS

RANK	PLAYER	TEAM	ATT	YDS	AVG	LONG	TD
1	Barkley	PHI	223	1392	6.2	72t	10
2	Jacobs	GB	202	944	4.7	38t	7
3	Gibbs	DET	154	886	5.8	70t	10
4	Hubbard	CAR	177	876	4.9	38t	7
5	K. Williams	LAR	207	822	4.0	30	9
6	A. Jones	MIN	179	798	4.5	41	3
7	Robinson	ATL	167	783	4.7	37t	6
8	Kamara	NO	183	782	4.3	24	6
9	Mason	SF	140	711	5.1	38	3
10	Conner	ARI	166	705	4.2	22	5
11	Swift	CHI	168	665	4.0	56t	5
12	Montgomery	DET	145	632	4.4	21	11
13	*Tracy	NYG	116	587	5.1	45t	3
14	*Irving	TB	108	579	5.4	56	5
15	*Daniels (QB)	WAS	99	556	5.6	46	5
16	Robinson	WAS	122	537	4.4	40	7
17	Walker	SEA	129	493	3.8	28	7
18	Dowdle	DAL	112	488	4.4	19	0
19	Hurts (QB)	PHI	115	456	4.0	24	11
20	Allgeier	ATL	85	429	5.0	24	2
21	K. Murray (QB)	ARI	48	380	7.9	50t	4
22	Ekeler	WAS	74	355	4.8	50	4
23	White	TB	92	343	3.7	56	2
24	*Ca. Williams (QB)	CHI	55	339	6.2	24	0
25	Singletary	NYG	80	326	4.1	43	3
26	Em. Wilson	GB	66	312	4.7	19	1
27	Akers	HOU-MIN	72	275	3.8	15t	1
28	Hill (TE)	NO	34	268	7.9	75t	6
29	Purdy (QB)	SF	51	267	5.2	16	4
30	Jones (QB)	NYG	67	265	4.0	24	2
31	Charbonnet	SEA	71	238	3.4	13	4
32	*Benson	ARI	53	234	4.4	20	1
33	*Guerendo	SF	38	227	6.0	76	1
34	G. Smith (QB)	SEA	43	224	5.2	34t	2
35	Mayfield (QB)	TB	40	221	5.5	18	3
36	Gainwell	PHI	47	219	4.7	19	1
37	McNichols	WAS	44	217	4.9	28	4
38	Demercado	ARI	21	211	10.0	53t	1
39	Tucker	TB	30	189	6.3	36	2
40	Elliott	DAL	58	185	3.2	11	2
41	Chandler	MIN	48	169	3.5	25	0
42	Darnold (QB)	MIN	48	165	3.4	19	1
43	McCaffrey	SF	43	149	3.5	13	0
44t	R. Johnson	CHI	48	139	2.9	9	6
44t	M. Sanders	CAR	38	139	3.7	26	1
46	Willis (QB)	GB	16	137	8.6	29	1
47	Williams	NO	32	124	3.9	14t	1
48	*Corum	LAR	29	106	3.7	12	0
49	Reed (WR)	GB	12	105	8.8	33t	1
50	Young (QB)	CAR	18	91	5.1	24	1

2024 NATIONAL FOOTBALL LEAGUE

NFC THIRD-AND-ONE RUSHING LEADERS

RANK	PLAYER	TEAM	ATT	FD	PCT
1t	Jones (QB)	NYG	8	8	100.0%
1t	Darnold (QB)	MIN	7	7	100.0%
1t	*Daniels (QB)	WAS	4	4	100.0%
1t	R. Johnson	CHI	4	4	100.0%
1t	Charbonnet	SEA	3	3	100.0%
1t	Hill (TE)	NO	3	3	100.0%
1t	Em. Wilson	GB	3	3	100.0%
8	K. Williams	LAR	9	8	88.9%
9t	Hubbard	CAR	7	6	85.7%
9t	Robinson	ATL	7	6	85.7%
11	Jacobs	GB	5	4	80.0%
12t	Hurts (QB)	PHI	16	12	75.0%
12t	Montgomery	DET	8	6	75.0%
14	Robinson	WAS	7	5	71.4%
15	Kamara	NO	6	4	66.7%
16	Conner	ARI	5	3	60.0%
17	A. Jones	MIN	8	4	50.0%

2024 NATIONAL FOOTBALL LEAGUE

NFC LEADERS IN RECEPTIONS

RANK	PLAYER	TEAM	REC	YDS	AVG	LONG	TD
1	Lamb	DAL	77	841	10.9	65t	4
2	St. Brown	DET	71	747	10.5	35t	9
3	*Nabers	NYG	67	671	10.0	39	3
4	Smith-Njigba	SEA	66	755	11.4	46	4
5t	Jefferson	MIN	61	939	15.4	97t	5
5t	D. London	ATL	61	710	11.6	31	6
5t	McBride (TE)	ARI	61	685	11.2	37	0
5t	Robinson	NYG	61	441	7.2	23	2
9t	Kupp	LAR	55	548	10.0	69t	5
9t	Kamara (RB)	NO	55	443	8.1	57t	1
11	D. Moore	CHI	54	566	10.5	44	4
12	McLaurin	WAS	53	823	15.5	86t	7
13t	Godwin	TB	50	576	11.5	55t	5
13t	Otton (TE)	TB	50	486	9.7	30	4
15t	Kittle (TE)	SF	49	642	13.1	43	8
15t	Ertz (TE)	WAS	49	466	9.5	24	3
17	Mooney	ATL	48	711	14.8	41t	5
18	Jennings	SF	47	628	13.4	45	4
19	Metcalf	SEA	46	697	15.2	71t	3
20	Robinson (RB)	ATL	45	359	8.0	29	1
21	Ferguson (TE)	DAL	43	369	8.6	27	0
22t	Reed	GB	41	669	16.3	70t	4
22t	D. Smith	PHI	41	516	12.6	46	4
22t	McCloud	ATL	41	381	9.3	22	1
25t	A. Brown	PHI	39	727	18.6	67t	4
25t	*Odunze	CHI	39	518	13.3	47	1
25t	Kmet (TE)	CHI	39	422	10.8	31t	3
25t	Allen	CHI	39	368	9.4	40	3
29t	Lockett	SEA	38	495	13.0	37	2
29t	White (RB)	TB	38	301	7.9	32	4
31t	Nacua	LAR	37	490	13.2	37	1
31t	Tolbert	DAL	37	410	11.1	48	4
33t	*Harrison	ARI	36	546	15.2	60t	6
33t	Walker (RB)	SEA	36	274	7.6	21	1
35t	Pitts (TE)	ATL	35	494	14.1	52	3
35t	Goedert (TE)	PHI	35	406	11.6	61	1
37t	Samuel	SF	34	511	15.0	76t	1
37t	Doubs	GB	34	483	14.2	39	2
39t	Ekeler (RB)	WAS	33	346	10.5	34	0
39t	*Legette	CAR	33	340	10.3	35	4
41t	Addison	MIN	32	521	16.3	69	4
41t	Slayton	NYG	32	469	14.7	43	1
41t	N. Brown	WAS	32	426	13.3	52t	1
41t	Olave	NO	32	400	12.5	39	1
41t	Mi. Wilson	ARI	32	361	11.3	34	3
41t	A. Jones (RB)	MIN	32	285	8.9	25	1
41t	*Irving (RB)	TB	32	252	7.9	32	0
48t	Evans	TB	31	403	13.0	26	6
48t	Swift (RB)	CHI	31	278	9.0	42	0
48t	Hubbard (RB)	CAR	31	126	4.1	20	1

2024 NATIONAL FOOTBALL LEAGUE

NFC RECEIVING YARDAGE LEADERS

RANK	PLAYER	TEAM	YDS	REC	AVG	LONG	TD
1	Jefferson	MIN	939	61	15.4	97t	5
2	Lamb	DAL	841	77	10.9	65t	4
3	McLaurin	WAS	823	53	15.5	86t	7
4	Smith-Njigba	SEA	755	66	11.4	46	4
5	St. Brown	DET	747	71	10.5	35t	9
6	A. Brown	PHI	727	39	18.6	67t	4
7	Mooney	ATL	711	48	14.8	41t	5
8	D. London	ATL	710	61	11.6	31	6
9	Metcalf	SEA	697	46	15.2	71t	3
10	McBride (TE)	ARI	685	61	11.2	37	0
11	*Nabers	NYG	671	67	10.0	39	3
12	Reed	GB	669	41	16.3	70t	4
13	Kittle (TE)	SF	642	49	13.1	43	8
14	Jennings	SF	628	47	13.4	45	4
15	J. Williams	DET	602	29	20.8	70t	4
16	Godwin	TB	576	50	11.5	55t	5
17	D. Moore	CHI	566	54	10.5	44	4
18	Kupp	LAR	548	55	10.0	69t	5
19	*Harrison	ARI	546	36	15.2	60t	6
20	Addison	MIN	521	32	16.3	69	4
21	*Odunze	CHI	518	39	13.3	47	1
22	D. Smith	PHI	516	41	12.6	46	4
23	Samuel	SF	511	34	15.0	76t	1
24	Lockett	SEA	495	38	13.0	37	2
25	Pitts (TE)	ATL	494	35	14.1	52	3
26	Nacua	LAR	490	37	13.2	37	1
27	Otton (TE)	TB	486	50	9.7	30	4
28	Doubs	GB	483	34	14.2	39	2
29	Slayton	NYG	469	32	14.7	43	1
30	Ertz (TE)	WAS	466	49	9.5	24	3
31	Kamara (RB)	NO	443	55	8.1	57t	1
32	Robinson	NYG	441	61	7.2	23	2
33	N. Brown	WAS	426	32	13.3	52t	1
34	Atwell	LAR	423	30	14.1	50	0
35	Kmet (TE)	CHI	422	39	10.8	31t	3
36	Tolbert	DAL	410	37	11.1	48	4
37	Goedert (TE)	PHI	406	35	11.6	61	1
38	Evans	TB	403	31	13.0	26	6
39	Kraft (TE)	GB	402	30	13.4	67	6
40	Olave	NO	400	32	12.5	39	1
41	LaPorta (TE)	DET	385	28	13.8	52t	3
42	Robinson	LAR	384	26	14.8	42	6
43	Watson	GB	383	20	19.1	60	2
44	McCloud	ATL	381	41	9.3	22	1
45	Aiyuk	SF	374	25	15.0	53	0
46	Ferguson (TE)	DAL	369	43	8.6	27	0
47	Allen	CHI	368	39	9.4	40	3
48	Mi. Wilson	ARI	361	32	11.3	34	3
49	Robinson (RB)	ATL	359	45	8.0	29	1
50	Shaheed	NO	349	20	17.4	70t	3

2024 NATIONAL FOOTBALL LEAGUE

NFC THIRD-DOWN RECEIVING LEADERS

RANK	PLAYER	TEAM	REC	YDS	AVG	LONG	TD
1	Robinson	NYG	23	178	7.7	16	1
2	*Nabers	NYG	19	251	13.2	39	2
3t	St. Brown	DET	18	217	12.1	27t	3
3t	Smith-Njigba	SEA	18	198	11.0	24	1
5t	Kittle (TE)	SF	17	194	11.4	41	5
5t	Jennings	SF	17	168	9.9	31t	2
7	Godwin	TB	16	197	12.3	24	0
8	Otton (TE)	TB	15	157	10.5	29	2
9	Lamb	DAL	14	126	9.0	27	0
10t	McLaurin	WAS	12	255	21.3	66	2
10t	Jefferson	MIN	12	192	16.0	41	2
10t	Mooney	ATL	12	153	12.8	30t	2
10t	D. London	ATL	12	127	10.6	18	3
14t	A. Brown	PHI	11	182	16.5	28	1
14t	McCloud	ATL	11	127	11.5	22	0
14t	Slayton	NYG	11	124	11.3	36	0
14t	Allen	CHI	11	109	9.9	25	1
14t	D. Moore	CHI	11	90	8.2	19	1
14t	Ferguson (TE)	DAL	11	82	7.5	24	0
14t	Kmet (TE)	CHI	11	80	7.3	25	0
14t	M. Sanders (RB)	CAR	11	53	4.8	12	0
22t	Metcalf	SEA	10	181	18.1	31t	1
22t	Doubs	GB	10	179	17.9	39	2
22t	Pitts (TE)	ATL	10	105	10.5	23	0
22t	Ertz (TE)	WAS	10	93	9.3	21	0
22t	Kupp	LAR	10	91	9.1	27	0
27t	Goedert (TE)	PHI	9	176	19.6	61	0
27t	Lockett	SEA	9	153	17.0	37	1
27t	*Odunze	CHI	9	149	16.6	44	0
27t	Reed	GB	9	130	14.4	70t	2
27t	Addison	MIN	9	94	10.4	25	0
27t	Robinson (RB)	ATL	9	94	10.4	26	0
27t	*J. Sanders (TE)	CAR	9	94	10.4	29	1
27t	Hockenson (TE)	MIN	9	85	9.4	34	0
27t	*Legette	CAR	9	80	8.9	26	1
27t	White (RB)	TB	9	71	7.9	22	0
27t	Kamara (RB)	NO	9	67	7.4	20	0
38t	Barkley (RB)	PHI	8	125	15.6	43	0
38t	Samuel	SF	8	122	15.3	47	0
38t	Johnson (TE)	NO	8	114	14.3	25	0
38t	McBride (TE)	ARI	8	100	12.5	18	0
38t	Dortch	ARI	8	75	9.4	14	0
38t	Parkinson (TE)	LAR	8	74	9.3	15	0
38t	Mi. Wilson	ARI	8	70	8.8	30	2
38t	LaPorta (TE)	DET	8	68	8.5	13	0
38t	Charbonnet (RB)	SEA	8	55	6.9	16	0
47t	J. Williams	DET	7	164	23.4	52t	2
47t	Tolbert	DAL	7	136	19.4	48	0
47t	A. Jones (RB)	MIN	7	124	17.7	25	1
47t	Ekeler (RB)	WAS	7	123	17.6	33	0
47t	*Harrison	ARI	7	116	16.6	32	0
47t	Olave	NO	7	86	12.3	16	0
47t	Zaccheaus	WAS	7	83	11.9	27	0
47t	Wicks	GB	7	64	9.1	14t	2
47t	Gibbs (RB)	DET	7	57	8.1	33	0

2024 NATIONAL FOOTBALL LEAGUE

NFC LEADING SCORERS (NON-KICKING)

RANK	PLAYER	TEAM	POS	TOUCHDOWNS				X2	PTS
				TOTAL	RUSH	REC	RET		
1	Barkley	PHI	RB	12	10	2	0	2	76
2t	Gibbs	DET	RB	11	10	1	0	0	66
2t	Hurts	PHI	QB	11	11	0	0	0	66
2t	Montgomery	DET	RB	11	11	0	0	0	66
2t	K. Williams	LAR	RB	11	9	2	0	0	66
6	St. Brown	DET	WR	9	0	9	0	0	54
7	Hubbard	CAR	RB	8	7	1	0	1	50
8t	Jacobs	GB	RB	8	7	1	0	0	48
8t	Kittle	SF	TE	8	0	8	0	0	48
8t	Walker	SEA	RB	8	7	1	0	0	48
11t	Kamara	NO	RB	7	6	1	0	0	42
11t	McLaurin	WAS	WR	7	0	7	0	0	42
11t	Robinson	ATL	RB	7	6	1	0	0	42
11t	Robinson	WAS	RB	7	7	0	0	0	42
15	Kraft	GB	TE	6	0	6	0	1	38
16t	Evans	TB	WR	6	0	6	0	0	36
16t	*Harrison	ARI	WR	6	0	6	0	0	36
16t	Hill	NO	TE	6	6	0	0	0	36
16t	R. Johnson	CHI	RB	6	6	0	0	0	36
16t	D. London	ATL	WR	6	0	6	0	0	36
16t	Robinson	LAR	WR	6	0	6	0	0	36
16t	White	TB	RB	6	2	4	0	0	36
23	Conner	ARI	RB	5	5	0	0	2	34
24t	*Daniels	WAS	QB	5	5	0	0	1	32
24t	Swift	CHI	RB	5	5	0	0	1	32
26t	Addison	MIN	WR	5	1	4	0	0	30
26t	Charbonnet	SEA	RB	5	4	1	0	0	30
26t	Godwin	TB	WR	5	0	5	0	0	30
26t	*Irving	TB	RB	5	5	0	0	0	30
26t	Jefferson	MIN	WR	5	0	5	0	0	30
26t	Kupp	LAR	WR	5	0	5	0	0	30
26t	Mooney	ATL	WR	5	0	5	0	0	30
26t	Nailor	MIN	WR	5	0	5	0	0	30
26t	Reed	GB	WR	5	1	4	0	0	30
35t	Lamb	DAL	WR	4	0	4	0	1	26
35t	D. Moore	CHI	WR	4	0	4	0	1	26
37t	A. Brown	PHI	WR	4	0	4	0	0	24
37t	Ekeler	WAS	RB	4	4	0	0	0	24
37t	Jennings	SF	WR	4	0	4	0	0	24
37t	A. Jones	MIN	RB	4	3	1	0	0	24
37t	*Legette	CAR	WR	4	0	4	0	0	24
37t	McNichols	WAS	RB	4	4	0	0	0	24
37t	K. Murray	ARI	QB	4	4	0	0	0	24
37t	Otton	TB	TE	4	0	4	0	0	24
37t	Purdy	SF	QB	4	4	0	0	0	24
37t	Shaheed	NO	WR	4	0	3	1	0	24

2024 NATIONAL FOOTBALL LEAGUE

NFC LEADING SCORERS (NON-KICKING)

RANK	PLAYER	TEAM	POS	TOUCHDOWNS				X2	PTS
				TOTAL	RUSH	REC	RET		
37t	D. Smith	PHI	WR	4	0	4	0	0	24
37t	Smith-Njigba	SEA	WR	4	0	4	0	0	24
37t	Tolbert	DAL	WR	4	0	4	0	0	24
37t	Turpin	DAL	WR	4	0	2	2	0	24
37t	Wicks	GB	WR	4	0	4	0	0	24
37t	J. Williams	DET	WR	4	0	4	0	0	24

2024 NATIONAL FOOTBALL LEAGUE

NFC LEADING SCORERS (KICKING)

RANK	PLAYER	TEAM	PAT	FG	FG%	LONG	PTS
1	Seibert	WAS	22/24	27/30	90.0%	55	103
2	Aubrey	DAL	18/18	25/30	83.3%	65	93
3	Bates	DET	42/43	16/16	100.0%	58	90
4	McLaughlin	TB	32/34	17/18	94.4%	56	83
5t	Elliott	PHI	29/30	17/22	77.3%	49	80
5t	Grupe	NO	26/28	18/19	94.7%	57	80
5t	Koo	ATL	23/23	19/26	73.1%	58	80
8	Moody	SF	17/17	18/22	81.8%	53	71
9	Myers	SEA	25/27	15/18	83.3%	59	70
10	*Karty	LAR	21/23	16/21	76.2%	55	69
11	Pineiro	CAR	18/18	16/17	94.1%	53	66
12t	*Reichard	MIN	23/23	14/16	87.5%	58	65
12t	Santos	CHI	17/18	16/20	80.0%	54	65
14t	*Narveson	GB	16/16	12/17	70.6%	47	52
14t	Ryland	ARI	13/13	13/15	86.7%	57	52
16	Joseph	DET-NYG	6/6	13/16	81.3%	52	45
17	McManus	GB	13/13	7/8	87.5%	51	34
18	Romo	MIN	5/6	8/8	100.0%	45	29
19	Prater	ARI	10/10	6/6	100.0%	57	28
20	Gonzalez	WAS	4/4	3/3	100.0%	48	13
21t	Gano	NYG	3/3	3/4	75.0%	50	12
21t	Wright	SF	3/3	3/3	100.0%	41	12
23	*McAtamney	NYG	1/1	1/1	100.0%	31	4
24	Wishnowsky	SF	0/0	1/1	100.0%	26	3
25	York	WAS	2/2	0/2	0.0%	---	2
26	Gillan	NYG	0/1	0/0	---	---	0

2024 NATIONAL FOOTBALL LEAGUE

2024 NATIONAL FOOTBALL LEAGUE

NFC TOUCHBACKS ON KICKOFFS

RANK	PLAYER	TEAM	TB
1	Bates	DET	56
2	Mann	PHI	48
3	Evans	LAR	43
4	Reichard	MIN	40
5	Gill	TB	34
6	Moody	SF	33
7	Pinion	ATL	29
8	Myers	SEA	28
9t	Ryland	ARI	27
9t	Santos	CHI	27
11	Joseph	DET-NYG	23
12	Aubrey	DAL	22
13t	Camarda	TB	18
13t	Pineiro	CAR	18
15t	Narveson	GB	17
15t	Prater	ARI	17
17	Grupe	NO	16
18t	Romo	MIN	14
18t	Seibert	WAS	14
20	McManus	GB	13
21	Gano	NYG	6
22t	Karty	LAR	5
22t	Koo	ATL	5
24	McAtamney	NYG	4
25t	Gillan	NYG	2
25t	Gonzalez	WAS	2
27t	Elliott	PHI	1
27t	Wright	SF	1
27t	York	WAS	1

2024 NATIONAL FOOTBALL LEAGUE

NFC MOST YARDS FROM SCRIMMAGE

RANK	PLAYER	TEAM	POS	TOTAL			RUSHING			RECEIVING		
				YDS	PLAYS	AVG	YDS	ATT	AVG	YDS	ATT	AVG
1	Barkley	PHI	RB	1649	250	6.6	1392	223	6.2	257	27	9.5
2	Kamara	NO	RB	1225	238	5.1	782	183	4.3	443	55	8.1
3	Gibbs	DET	RB	1151	180	6.4	886	154	5.8	265	26	10.2
4	Robinson	ATL	RB	1142	212	5.4	783	167	4.7	359	45	8.0
5	Jacobs	GB	RB	1130	225	5.0	944	202	4.7	186	23	8.1
6	A. Jones	MIN	RB	1083	211	5.1	798	179	4.5	285	32	8.9
7	Hubbard	CAR	RB	1002	208	4.8	876	177	4.9	126	31	4.1
8	Conner	ARI	RB	993	195	5.1	705	166	4.2	288	29	9.9
9	K. Williams	LAR	RB	958	232	4.1	822	207	4.0	136	25	5.4
10	Swift	CHI	RB	943	199	4.7	665	168	4.0	278	31	9.0
11	Jefferson	MIN	WR	942	62	15.2	3	1	3.0	939	61	15.4
12	Lamb	DAL	WR	910	90	10.1	69	13	5.3	841	77	10.9
13	Montgomery	DET	RB	873	169	5.2	632	145	4.4	241	24	10.0
14	*Irving	TB	RB	831	140	5.9	579	108	5.4	252	32	7.9
15	McLaurin	WAS	WR	825	55	15.0	2	2	1.0	823	53	15.5
16	Mason	SF	RB	802	151	5.3	711	140	5.1	91	11	8.3
17	Reed	GB	WR	774	53	14.6	105	12	8.8	669	41	16.3
18	Walker	SEA	RB	767	165	4.6	493	129	3.8	274	36	7.6
19	Smith-Njigba	SEA	WR	763	67	11.4	8	1	8.0	755	66	11.4
20	St. Brown	DET	WR	743	72	10.3	-4	1	-4.0	747	71	10.5
21	*Tracy	NYG	RB	732	138	5.3	587	116	5.1	145	22	6.6
22	A. Brown	PHI	WR	727	39	18.6	0	0	---	727	39	18.6
23	Mooney	ATL	WR	711	48	14.8	0	0	---	711	48	14.8
24	D. London	ATL	WR	710	61	11.6	0	0	---	710	61	11.6
25	Ekeler	WAS	RB	701	107	6.6	355	74	4.8	346	33	10.5
26	Metcalfe	SEA	WR	697	46	15.2	0	0	---	697	46	15.2
27	McBride	ARI	TE	687	62	11.1	2	1	2.0	685	61	11.2
28	Dowdle	DAL	RB	672	141	4.8	488	112	4.4	184	29	6.3
29	*Nabers	NYG	WR	669	71	9.4	-2	4	-0.5	671	67	10.0
30	White	TB	RB	644	130	5.0	343	92	3.7	301	38	7.9
31	Kittle	SF	TE	642	49	13.1	0	0	---	642	49	13.1
32	J. Williams	DET	WR	640	35	18.3	38	6	6.3	602	29	20.8
33	Robinson	WAS	RB	636	133	4.8	537	122	4.4	99	11	9.0
34	Jennings	SF	WR	628	47	13.4	0	0	---	628	47	13.4
35	D. Moore	CHI	WR	602	61	9.9	36	7	5.1	566	54	10.5
36	Samuel	SF	WR	590	61	9.7	79	27	2.9	511	34	15.0
37	Godwin	TB	WR	578	51	11.3	2	1	2.0	576	50	11.5
38	Kupp	LAR	WR	558	57	9.8	10	2	5.0	548	55	10.0
39	*Daniels	WAS	QB	556	99	5.6	556	99	5.6	0	0	---
40	*Harrison	ARI	WR	546	36	15.2	0	0	---	546	36	15.2
41	Addison	MIN	WR	541	35	15.5	20	3	6.7	521	32	16.3
42	*Odunze	CHI	WR	533	42	12.7	15	3	5.0	518	39	13.3
43	D. Smith	PHI	WR	516	41	12.6	0	0	---	516	41	12.6
44	Nacua	LAR	WR	502	40	12.6	12	3	4.0	490	37	13.2
45	Lockett	SEA	WR	495	38	13.0	0	0	---	495	38	13.0
46	Pitts	ATL	TE	494	35	14.1	0	0	---	494	35	14.1
47	Allgeier	ATL	RB	485	94	5.2	429	85	5.0	56	9	6.2
48	Doubs	GB	WR	483	34	14.2	0	0	---	483	34	14.2
49	Otton	TB	TE	482	51	9.5	-4	1	-4.0	486	50	9.7
50	Slayton	NYG	WR	480	33	14.5	11	1	11.0	469	32	14.7

2024 NATIONAL FOOTBALL LEAGUE

NFC LEADERS IN FIRST DOWNS

RANK	PLAYER	TEAM	POS	TOTAL	RUSH	REC
1	Barkley	PHI	RB	65	53	12
2	K. Williams	LAR	RB	62	56	6
3	Kamara	NO	RB	59	45	14
4t	Conner	ARI	RB	56	46	10
4t	Jacobs	GB	RB	56	47	9
6	Robinson	ATL	RB	55	38	17
7	Gibbs	DET	RB	54	41	13
8t	Hubbard	CAR	RB	52	45	7
8t	Montgomery	DET	RB	52	43	9
10	Hurts	PHI	QB	48	48	0
11	St. Brown	DET	WR	47	0	47
12	A. Jones	MIN	RB	45	33	12
13t	Lamb	DAL	WR	42	4	38
13t	Walker	SEA	RB	42	24	18
15	Jefferson	MIN	WR	41	0	41
16	D. London	ATL	WR	39	0	39
17t	Mason	SF	RB	38	32	6
17t	*Nabers	NYG	WR	38	1	37
17t	Smith-Njigba	SEA	WR	38	1	37
20t	*Irving	TB	RB	37	28	9
20t	McLaurin	WAS	WR	37	0	37
22t	Dowdle	DAL	RB	36	25	11
22t	McBride	ARI	TE	36	1	35
24	Robinson	WAS	RB	35	32	3
25t	*Daniels	WAS	QB	34	34	0
25t	Mooney	ATL	WR	34	0	34
25t	Swift	CHI	RB	34	26	8
25t	*Tracy	NYG	RB	34	28	6
29t	A. Brown	PHI	WR	33	0	33
29t	Godwin	TB	WR	33	1	32
31	White	TB	RB	32	18	14
32t	Ekeler	WAS	RB	31	18	13
32t	Jennings	SF	WR	31	0	31
32t	Kittle	SF	TE	31	0	31
35	Lockett	SEA	WR	30	0	30
36	Allgeier	ATL	RB	29	27	2
37t	Ertz	WAS	TE	27	0	27
37t	*Harrison	ARI	WR	27	0	27
37t	D. Moore	CHI	WR	27	2	25
37t	Reed	GB	WR	27	5	22
41t	Jones	NYG	QB	26	26	0
41t	*Odunze	CHI	WR	26	1	25
41t	Otton	TB	TE	26	0	26
41t	Purdy	SF	QB	26	26	0
41t	Slayton	NYG	WR	26	1	25
41t	J. Williams	DET	WR	26	3	23
47t	Doubs	GB	WR	25	0	25
47t	Nacua	LAR	WR	25	0	25
47t	D. Smith	PHI	WR	25	0	25
50t	Evans	TB	WR	24	0	24
50t	Metcalf	SEA	WR	24	0	24
50t	Robinson	NYG	WR	24	1	23

2024 NATIONAL FOOTBALL LEAGUE

NFC PUNTING YARDS LEADERS

RANK	PLAYER	TEAM	POS	PUNTS	YARDS	LONG	AVG	TB	BLK	DWN	OB	RETURNS		IN20	NET AVG
												TOT	YDS		
1	Fox	DET	P	35	1787	68	51.1	4	0	4	1	15	94	18	46.1
2	Mann	PHI	P	33	1677	70	50.8	5	1	3	4	17	117	9	42.9
3	Gillikin	ARI	P	36	1782	63	49.5	1	0	6	2	15	169	18	44.3
4	Dickson	SEA	P	47	2293	68	48.8	5	0	4	5	22	202	17	42.4
5	Pinion	ATL	P	33	1580	65	47.9	1	0	3	2	19	258	8	39.5
6	Anger	DAL	P	38	1816	62	47.8	1	0	5	1	16	218	15	41.5
7	Whelan	GB	P	36	1720	74	47.8	2	0	4	4	14	118	15	43.4
8	*T. Taylor	CHI	P	53	2528	68	47.7	3	0	5	5	28	322	20	40.5
9	Way	WAS	P	36	1670	74	46.4	2	0	6	4	16	110	16	42.2
10	Hekker	CAR	P	49	2262	65	46.2	2	0	10	2	19	148	17	42.3
11	Gillan	NYG	P	29	1327	67	45.8	2	0	3	4	12	103	16	40.8
12	R. Wright	MIN	P	39	1762	66	45.2	4	0	5	6	16	107	20	40.4
13	Evans	LAR	P	34	1513	67	44.5	1	0	5	7	13	115	18	40.5
14	*Hayball	NO	P	47	2076	59	44.2	3	0	5	5	16	123	27	40.3

2024 NATIONAL FOOTBALL LEAGUE

NFC NET PUNTING YARDS LEADERS

RANK	PLAYER	TEAM	POS	PUNTS	YARDS	LONG	AVG	TB	BLK	DWN	OB	RETURNS		IN20	NET AVG
												TOT	YDS		
1	Fox	DET	P	35	1787	68	51.1	4	0	4	1	15	94	18	46.1
2	Gillikin	ARI	P	36	1782	63	49.5	1	0	6	2	15	169	18	44.3
3	Whelan	GB	P	36	1720	74	47.8	2	0	4	4	14	118	15	43.4
4	Mann	PHI	P	33	1677	70	50.8	5	1	3	4	17	117	9	42.9
5	Dickson	SEA	P	47	2293	68	48.8	5	0	4	5	22	202	17	42.4
6	Hekker	CAR	P	49	2262	65	46.2	2	0	10	2	19	148	17	42.3
7	Way	WAS	P	36	1670	74	46.4	2	0	6	4	16	110	16	42.2
8	Anger	DAL	P	38	1816	62	47.8	1	0	5	1	16	218	15	41.5
9	Gillan	NYG	P	29	1327	67	45.8	2	0	3	4	12	103	16	40.8
10	Evans	LAR	P	34	1513	67	44.5	1	0	5	7	13	115	18	40.5
11	*T. Taylor	CHI	P	53	2528	68	47.7	3	0	5	5	28	322	20	40.5
12	R. Wright	MIN	P	39	1762	66	45.2	4	0	5	6	16	107	20	40.4
13	*Hayball	NO	P	47	2076	59	44.2	3	0	5	5	16	123	27	40.3
14	Pinion	ATL	P	33	1580	65	47.9	1	0	3	2	19	258	8	39.5

2024 NATIONAL FOOTBALL LEAGUE

2024 NATIONAL FOOTBALL LEAGUE

NFC PUNT RETURN LEADERS

RANK	PLAYER	TEAM	POS	RET	FC	YDS	AVG	LONG	TD
1	Raymond	DET	WR	27	9	390	14.4	90t	1
2	*DeJean	PHI	CB	14	18	165	11.8	31	0
3	Blackshear	CAR	RB	15	3	141	9.4	16	0
4	Carter	CHI	WR	17	8	158	9.3	38	0
5	*Cowing	SF	WR	15	6	124	8.3	30	0
6	*De. Williams	SEA	CB	14	20	105	7.5	23	0
7	Powell	MIN	WR	19	8	141	7.4	15	0
8	Smith-Marsette	NYG	WR	19	11	122	6.4	22	0

2024 NATIONAL FOOTBALL LEAGUE

NFC KICKOFF RETURN LEADERS

RANK	PLAYER	TEAM	POS	RET	YDS	AVG	LONG	TD
1	Turpin	DAL	WR	21	762	36.3	99t	1
2	Carter	CHI	WR	13	430	33.1	67	0
3	Shenault	SEA	WR	14	449	32.1	97t	1
4	Ekeler	WAS	RB	19	594	31.3	62	0
5	Dallas	ARI	RB	15	459	30.6	96t	1
6	McCloud	ATL	WR	13	330	25.4	33	0
7	Gray	NYG	RB	19	481	25.3	31	0
8	Blackshear	CAR	RB	27	679	25.1	43	0

2024 NATIONAL FOOTBALL LEAGUE

2024 NATIONAL FOOTBALL LEAGUE

NFC INTERCEPTION LEADERS

RANK	PLAYER	TEAM	POS	INT	YARDS	AVG	LONG	TD
1t	K. Joseph	DET	SAF	7	60	8.6	33	1
1t	McKinney	GB	SAF	7	111	15.9	48	0
3t	Branch	DET	SAF	4	48	12.0	47	0
3t	*McCullough	LAR	DB	4	6	1.5	4t	1
3t	B. Murphy	MIN	CB	4	2	0.5	2	0
6t	Adebo	NO	CB	3	68	22.7	47	0
6t	Blankenship	PHI	SAF	3	1	0.3	1	0
6t	Bynum	MIN	SS	3	3	1.0	3	0
6t	*Kinchens	LAR	SAF	3	112	37.3	103t	1
6t	Mathieu	NO	FS	3	29	9.7	23	0
11t	Alexander	GB	CB	2	52	26.0	35t	1
11t	Bates	ATL	SS	2	0	0.0	0	0
11t	Bryant	SEA	CB	2	78	39.0	69t	1
11t	Davis	DET	CB	2	0	0.0	0	0
11t	Diggs	DAL	CB	2	1	0.5	1	0
11t	Gardner-Johnson	PHI	SAF	2	0	0.0	0	0
11t	Grugier-Hill	MIN	OLB	2	5	2.5	5	0
11t	J. Johnson	CHI	CB	2	11	5.5	9	0
11t	Lenoir	SF	CB	2	33	16.5	33	0
11t	Love	SEA	FS	2	26	13.0	26	0
11t	McCollum	TB	CB	2	4	2.0	4	0
11t	Smith	MIN	FS	2	0	0.0	0	0
11t	Terrell	ATL	CB	2	1	0.5	1	0
11t	Van Ginkel	MIN	OLB	2	73	36.5	63t	2
11t	Warner	SF	MLB	2	70	35.0	45t	1
11t	G. Williams	ARI	CB	2	0	0.0	0	0
11t	Woods	CAR	FS	2	37	18.5	33	0
11t	Woolen	SEA	CB	2	4	2.0	4	0
29t	Abram	NO	DB	1	30	30.0	30	0
29t	Andersen	ATL	LB	1	47	47.0	47t	1
29t	Baun	PHI	LB	1	0	0.0	0	0
29t	Blackwell	CHI	CB	1	10	10.0	10	0
29t	Bosa	SF	DE	1	30	30.0	30	0
29t	Brisker	CHI	SAF	1	0	0.0	0	0
29t	J. Brown	SF	SAF	1	0	0.0	0	0
29t	Byard	CHI	FS	1	0	0.0	0	0
29t	Chinn	WAS	SAF	1	0	0.0	0	0
29t	David	TB	OLB	1	7	7.0	7	0
29t	Ka. Davis	SF	DT	1	2	2.0	2	0
29t	Dean	PHI	LB	1	0	0.0	0	0
29t	Durant	LAR	CB	1	0	0.0	0	0
29t	Edmunds	CHI	MLB	1	0	0.0	0	0
29t	Edwards	CHI	LB	1	0	0.0	0	0
29t	Flannigan-Fowles	SF	LB	1	0	0.0	0	0
29t	Forbes	WAS	CB	1	19	19.0	19	0
29t	Fowler	WAS	LB	1	67	67.0	67t	1
29t	Gardeck	ARI	LB	1	10	10.0	10	0
29t	Gilmore	MIN	CB	1	0	0.0	0	0
29t	Golston	DAL	DE	1	18	18.0	18	0
29t	*Green	SF	CB	1	20	20.0	20	0
29t	Griffin	MIN	CB	1	28	28.0	28	0
29t	Hankins	SEA	DT	1	0	0.0	0	0
29t	Harris	NO	DB	1	7	7.0	7	0
29t	Hooker	DAL	FS	1	21	21.0	21	0
29t	Horn	CAR	CB	1	0	0.0	0	0

2024 NATIONAL FOOTBALL LEAGUE

NFC INTERCEPTION LEADERS

RANK	PLAYER	TEAM	POS	INT	YARDS	AVG	LONG	TD
29t	Howden	NO	SAF	1	-5	-5.0	-5	0
29t	Izien	TB	DB	1	17	17.0	17	0
29t	M. Jackson	CAR	CB	1	1	1.0	1	0
29t	Jean-Charles	NO	CB	1	0	0.0	0	0
29t	Jewell	CAR	ILB	1	0	0.0	0	0
29t	Jobe	SEA	CB	1	33	33.0	33	0
29t	J. Johnson	LAR	SS	1	0	0.0	0	0
29t	Jordan	NO	DE	1	0	0.0	0	0
29t	Kendricks	DAL	MLB	1	8	8.0	8	0
29t	Metellus	MIN	SAF	1	12	12.0	12	0
29t	*Muasau	NYG	LB	1	1	1.0	1	0
29t	Mukuamu	DAL	SAF	1	5	5.0	5	0
29t	Murphy-Bunting	ARI	CB	1	0	0.0	0	0
29t	*Mustapha	SF	SAF	1	1	1.0	1	0
29t	Nowaske	DET	LB	1	8	8.0	8	0
29t	Oruwariye	DAL	CB	1	0	0.0	0	0
29t	Phillips	ATL	CB	1	45	45.0	45	0
29t	Rozeboom	LAR	LB	1	16	16.0	16	0
29t	*Sainristil	WAS	CB	1	38	38.0	38	0
29t	Saunders	NO	DT	1	37	37.0	37	0
29t	Simmons	ATL	FS	1	0	0.0	0	0
29t	Smith	CHI	CB	1	23	23.0	23	0
29t	*Smith	TB	DB	1	0	0.0	0	0
29t	Stevenson	CHI	CB	1	43	43.0	43t	1
29t	White	ARI	OLB	1	0	0.0	0	0
29t	*Williams	GB	SAF	1	1	1.0	1	0
29t	Wilson	DAL	DB	1	0	0.0	0	0
29t	Er. Wilson	GB	LB	1	0	0.0	0	0
29t	Ma. Wilson	ARI	LB	1	0	0.0	0	0
29t	Yiadom	SF	CB	1	11	11.0	11	0

2024 NATIONAL FOOTBALL LEAGUE

NFC SACK LEADERS

RANK	PLAYER	TEAM	POS	SACKS
1t	Greenard	MIN	LB	9.0
1t	Lawrence	NYG	DT	9.0
1t	Van Ginkel	MIN	OLB	9.0
4	Fowler	WAS	LB	8.5
5	Hutchinson	DET	DE	7.5
6t	Bosa	SF	DE	7.0
6t	P. Jones	MIN	LB	7.0
6t	Luvu	WAS	LB	7.0
6t	Sweat	PHI	LB	7.0
10	Floyd	SF	DE	6.5
11t	Burns	NYG	LB	6.0
11t	*Fiske	LAR	DT	6.0
11t	D. Hall	SEA	LB	6.0
11t	Ojulari	NYG	LB	6.0
11t	Vea	TB	DT	6.0
11t	Young	LAR	LB	6.0
17t	Bresee	NO	DT	5.5
17t	Z. Smith	CLE-DET	DE	5.5
19t	Kancey	TB	DT	5.0
19t	Mafe	SEA	LB	5.0
19t	Overshown	DAL	LB	5.0
19t	Parsons	DAL	LB	5.0
19t	Turner	LAR	DT	5.0
19t	L. Williams	SEA	DE	5.0
19t	Williams	PHI	DT	5.0
26t	Gary	GB	DE	4.5
26t	Granderson	NO	DE	4.5
26t	Stills	ARI	DT	4.5
26t	Sweat	CHI	DE	4.5
26t	*Verse	LAR	LB	4.5
31t	Collins	SF	DT	4.0
31t	Collins	ARI	LB	4.0
31t	Dexter	CHI	DT	4.0
31t	D. Jones	SEA	DE	4.0
31t	Taylor	NO	CB	4.0
36t	Carter	PHI	DT	3.5
36t	Givens	SF	DT	3.5
36t	Graham	PHI	DE	3.5
36t	McNeill	DET	DT	3.5
36t	N. Smith	PHI	LB	3.5
36t	Walker	CHI	DE	3.5
36t	C. Young	NO	DE	3.5
43t	Armstrong	WAS	DE	3.0
43t	Cashman	MIN	LB	3.0
43t	David	TB	OLB	3.0
43t	Dean	PHI	LB	3.0
43t	Gardeck	ARI	LB	3.0
43t	L. Hall	TB	DE	3.0
43t	C. Harris	CAR	LB-DE	3.0
43t	Hoecht	LAR	LB	3.0
43t	Lawrence	DAL	DE	3.0
43t	Lawson	DAL	DE-LB	3.0
43t	Luketa	ARI	LB-FB	3.0
43t	Martin	CHI	DE	3.0
43t	Nelson	TB	LB	3.0

2024 NATIONAL FOOTBALL LEAGUE

NFC SACK LEADERS

RANK	PLAYER	TEAM	POS	SACKS
43t	Okuyinonu	SF	DT	3.0
43t	Pace	MIN	LB	3.0
43t	Pinnock	NYG	SS	3.0
43t	A. Robinson	CAR	DT	3.0
43t	Wyatt	GB	DT	3.0

2024 NATIONAL FOOTBALL LEAGUE

NFC LEADERS IN FUMBLE RECOVERIES

RANK	PLAYER	TEAM	POS	TOTAL	OWN TEAM	OPP TEAM
1	Mayfield	TB	QB	6	6	0
2	G. Smith	SEA	QB	5	5	0
3t	Mason	SF	RB	3	3	0
3t	Robinson	ATL	RB	3	3	0
3t	Rush	DAL	QB	3	3	0
3t	Stafford	LAR	QB	3	3	0
3t	Walker	SEA	RB	3	3	0
8t	K. Brooks	GB	DT	2	0	2
8t	Byard	CHI	FS	2	0	2
8t	Carr	NO	QB	2	2	0
8t	Chinn	WAS	SAF	2	0	2
8t	Clark	GB	NT	2	0	2
8t	Collins	SF	DT	2	0	2
8t	Dalton	CAR	QB	2	2	0
8t	Davidson	NYG	DT	2	0	2
8t	Davis	DET	CB	2	0	2
8t	Dean	PHI	LB	2	0	2
8t	*Fiske	LAR	DT	2	0	2
8t	Gay	NO	LB	2	0	2
8t	Goff	DET	QB	2	2	0
8t	Gordon	CHI	CB	2	0	2
8t	Hicks	CHI	SAF	2	0	2
8t	Jenkins	CHI	OT	2	2	0
8t	Jewell	CAR	ILB	2	0	2
8t	Love	GB	QB	2	2	0
8t	Luvu	WAS	LB	2	0	2
8t	McBride	ARI	TE	2	2	0
8t	Melton	GB	WR	2	1	1
8t	Montgomery	DET	RB	2	2	0
8t	K. Murray	ARI	QB	2	2	0
8t	Okereke	NYG	ILB	2	0	2
8t	Otton	TB	TE	2	2	0
8t	Prescott	DAL	QB	2	2	0
8t	Tolbert	DAL	WR	2	2	0
8t	Tuttle	CAR	DT	2	0	2
8t	Wagner	WAS	MLB	2	0	2
8t	Wyatt	GB	DT	2	0	2
8t	Yiadam	SF	CB	2	1	1
8t	Zaccheaus	WAS	WR	2	2	0

2024 NATIONAL FOOTBALL LEAGUE

NFC LEADERS IN RECOVERIES OF FUMBLES BY OWN TEAM

RANK	PLAYER	TEAM	POS	REC	YARDS	AVG	LONG	TD
1	Mayfield	TB	QB	6	0	0.0	0t	0
2	G. Smith	SEA	QB	5	0	0.0	0t	0
3t	Mason	SF	RB	3	-2	-0.7	0t	0
3t	Robinson	ATL	RB	3	0	0.0	0t	0
3t	Rush	DAL	QB	3	0	0.0	0t	0
3t	Stafford	LAR	QB	3	0	0.0	0t	0
3t	Walker	SEA	RB	3	-3	-1.0	0t	0
8t	Carr	NO	QB	2	0	0.0	0t	0
8t	Dalton	CAR	QB	2	0	0.0	0t	0
8t	Goff	DET	QB	2	0	0.0	0t	0
8t	Jenkins	CHI	OT	2	0	0.0	0t	0
8t	Love	GB	QB	2	0	0.0	0t	0
8t	McBride	ARI	TE	2	0	0.0	0t	1
8t	Montgomery	DET	RB	2	0	0.0	0t	0
8t	K. Murray	ARI	QB	2	0	0.0	0t	0
8t	Otton	TB	TE	2	0	0.0	0t	0
8t	Prescott	DAL	QB	2	0	0.0	0t	0
8t	Tolbert	DAL	WR	2	0	0.0	0t	0
8t	Zaccheaus	WAS	WR	2	0	0.0	0t	0
20t	Allegretti	WAS	OG	1	0	0.0	0t	0
20t	Allen	SF	QB	1	0	0.0	0t	0
20t	Allen	CHI	WR	1	0	0.0	0t	0
20t	Avila	LAR	OG	1	0	0.0	0t	0
20t	Banks	SF	G	1	0	0.0	0t	0
20t	Barkley	PHI	RB	1	0	0.0	0t	0
20t	Bartch	SF	OG	1	0	0.0	0t	0
20t	*Beebe	DAL	C	1	0	0.0	0t	0
20t	Belton	NYG	SAF	1	0	0.0	0t	0
20t	Bergeron	ATL	OG	1	0	0.0	0t	0
20t	Biadasz	WAS	C	1	0	0.0	0t	0
20t	Blackshear	CAR	RB	1	0	0.0	0t	0
20t	Bradford	SEA	OG	1	0	0.0	0t	0
20t	Calcaterra	PHI	TE	1	2	2.0	2	0
20t	Conley	SF	WR	1	0	0.0	0t	0
20t	Cousins	ATL	QB	1	0	0.0	0t	0
20t	Darnold	MIN	QB	1	0	0.0	0t	0
20t	Demercado	ARI	RB	1	0	0.0	0t	0
20t	Ekwonu	CAR	OT	1	0	0.0	0t	0
20t	Elliott	DAL	RB	1	0	0.0	0t	0
20t	Evans	TB	WR	1	0	0.0	0t	0
20t	Ferguson	DAL	TE	1	0	0.0	0t	0
20t	Froholdt	ARI	C	1	0	0.0	0t	0
20t	*Guyton	DAL	OT	1	-5	-5.0	-5	0
20t	Hurts	PHI	QB	1	0	0.0	0t	0
20t	*Irving	TB	RB	1	0	0.0	0t	0
20t	Jennings	SF	WR	1	0	0.0	0t	0
20t	F. Johnson	PHI	OT	1	0	0.0	0t	0
20t	A. Jones	MIN	RB	1	0	0.0	0t	0
20t	Jones	NYG	QB	1	0	0.0	0t	0
20t	*Kinchens	LAR	SAF	1	0	0.0	0t	0
20t	Kupp	LAR	WR	1	5	5.0	5	0
20t	Leverett	NE-ARI	OG	1	0	0.0	0t	0
20t	*Limmer	LAR	C	1	0	0.0	0t	0
20t	Lock	NYG	QB	1	0	0.0	0t	0
20t	D. London	ATL	WR	1	0	0.0	0t	0

2024 NATIONAL FOOTBALL LEAGUE

NFC LEADERS IN RECOVERIES OF FUMBLES BY OWN TEAM

RANK	PLAYER	TEAM	POS	REC	YARDS	AVG	LONG	TD
20t	Manhertz	NYG	TE	1	-1	-1.0	-1	0
20t	Mariota	WAS	QB	1	0	0.0	0t	0
20t	Ja. Matthews	ATL	OT	1	0	0.0	0t	0
20t	Mauch	TB	OG	1	0	0.0	0t	0
20t	McCloud	ATL	WR	1	0	0.0	0t	0
20t	McLaurin	WAS	WR	1	0	0.0	0t	0
20t	McNichols	WAS	RB	1	0	0.0	0t	0
20t	Melton	GB	WR	1	0	0.0	0t	0
20t	Powell	MIN	WR	1	7	7.0	7	0
20t	Pryor	CHI	OT	1	0	0.0	0t	0
20t	Ragnow	DET	C	1	0	0.0	0t	0
20t	*Rattler	NO	QB	1	0	0.0	0t	0
20t	Reynolds	DET	RB	1	0	0.0	0t	0
20t	*J. Sanders	CAR	TE	1	2	2.0	2	0
20t	Skule	TB	OT	1	0	0.0	0t	0
20t	Thomas	NYG	OT	1	0	0.0	0t	0
20t	Van Roten	NYG	OG	1	0	0.0	0t	0
20t	Walker	WAS	LB	1	0	0.0	0t	0
20t	*Ca. Williams	CHI	QB	1	0	0.0	0t	0
20t	Em. Wilson	GB	RB	1	0	0.0	0t	0
20t	Yiadam	SF	CB	1	0	0.0	0t	0
20t	Zeitler	DET	OG	1	0	0.0	0t	0

2024 NATIONAL FOOTBALL LEAGUE

NFC LEADERS IN RECOVERIES OF FUMBLES BY OPPOSING TEAM

RANK	PLAYER	TEAM	POS	REC	YARDS	AVG	LONG	TD
1t	K. Brooks	GB	DT	2	0	0.0	0t	0
1t	Byard	CHI	FS	2	0	0.0	0t	0
1t	Chinn	WAS	SAF	2	0	0.0	0t	0
1t	Clark	GB	NT	2	0	0.0	0t	0
1t	Collins	SF	DT	2	0	0.0	0t	0
1t	Davidson	NYG	DT	2	0	0.0	0t	0
1t	Davis	DET	CB	2	49	24.5	49	0
1t	Dean	PHI	LB	2	0	0.0	0t	0
1t	*Fiske	LAR	DT	2	8	4.0	8	0
1t	Gay	NO	LB	2	4	2.0	4	0
1t	Gordon	CHI	CB	2	0	0.0	0t	0
1t	Hicks	CHI	SAF	2	28	14.0	19	0
1t	Jewell	CAR	ILB	2	0	0.0	0t	0
1t	Luvu	WAS	LB	2	5	2.5	5	0
1t	Okereke	NYG	ILB	2	1	0.5	1	0
1t	Tuttle	CAR	DT	2	0	0.0	0t	0
1t	Wagner	WAS	MLB	2	0	0.0	0t	0
1t	Wyatt	GB	DT	2	0	0.0	0t	0
19t	Alexander	GB	CB	1	0	0.0	0t	0
19t	*Arnold	DET	CB	1	-1	-1.0	-1	0
19t	Bates	ATL	SS	1	0	0.0	0t	0
19t	Baun	PHI	LB	1	0	0.0	0t	0
19t	*Bethune	SF	LB	1	0	0.0	0t	0
19t	Blankenship	PHI	SAF	1	16	16.0	16	0
19t	Bosa	SF	DE	1	0	0.0	0t	0
19t	Bynum	MIN	SS	1	0	0.0	0t	0
19t	*Chatman	NYG	DT	1	0	0.0	0t	0
19t	Collier	ARI	DE	1	0	0.0	0t	0
19t	*Cooper	GB	LB	1	4	4.0	4	0
19t	Curl	LAR	SAF	1	33	33.0	33t	1
19t	*DeJean	PHI	CB	1	0	0.0	0t	0
19t	Dexter	CHI	DT	1	0	0.0	0t	0
19t	Edwards	CHI	LB	1	0	0.0	0t	0
19t	Elliss	ATL	LB	1	0	0.0	0t	0
19t	Franks	CAR	TE	1	0	0.0	0t	0
19t	D. Hall	SEA	LB	1	36	36.0	36t	1
19t	L. Hall	TB	DE	1	0	0.0	0t	0
19t	Hayes	TB	DB	1	0	0.0	0t	0
19t	Hodge	ATL	WR	1	0	0.0	0t	1
19t	Jenkins	SEA	DB	1	102	102.0	102t	1
19t	J. Jones	ARI	DT	1	0	0.0	0t	0
19t	Kancey	TB	DT	1	0	0.0	0t	0
19t	Kendricks	DAL	MLB	1	0	0.0	0t	0
19t	Lewis	DAL	CB	1	0	0.0	0t	0
19t	*Liufau	DAL	LB	1	0	0.0	0t	0
19t	Mathieu	NO	FS	1	0	0.0	0t	0
19t	McCollum	TB	CB	1	0	0.0	0t	0
19t	McFadden	NYG	LB	1	0	0.0	0t	0
19t	McKinney	GB	SAF	1	7	7.0	7	0
19t	Melton	GB	WR	1	0	0.0	0t	0
19t	Nelson	TB	LB	1	0	0.0	0t	0
19t	*Newton	WAS	DT	1	2	2.0	2	0
19t	*Nubin	NYG	SAF	1	2	2.0	2	0
19t	Ojulari	NYG	LB	1	0	0.0	0t	0
19t	Owens	CHI	DB	1	0	0.0	0t	0

2024 NATIONAL FOOTBALL LEAGUE

NFC LEADERS IN RECOVERIES OF FUMBLES BY OPPOSING TEAM

RANK	PLAYER	TEAM	POS	REC	YARDS	AVG	LONG	TD
19t	Pace	MIN	LB	1	36	36.0	36t	1
19t	Phillips	MIN	DT	1	0	0.0	0t	0
19t	*Richter	MIN	LB	1	0	0.0	0t	0
19t	Ringo	PHI	CB	1	0	0.0	0t	0
19t	Rodriguez	DET	LB-FB	1	0	0.0	0t	0
19t	Russell	TB	ILB	1	0	0.0	0t	0
19t	Smith	MIN	FS	1	0	0.0	0t	0
19t	Stille	TB-ARI	DE	1	0	0.0	0t	0
19t	Thomas	CIN-DET	LB	1	0	0.0	0t	0
19t	Thompson	ARI	DB	1	0	0.0	0t	0
19t	Turner	LAR	DT	1	0	0.0	0t	0
19t	Van Ness	GB	DE	1	0	0.0	0t	0
19t	*Verse	LAR	LB	1	0	0.0	0t	0
19t	*Wallace	CAR	LB	1	0	0.0	0t	0
19t	Ji. Ward	MIN	LB	1	2	2.0	2	0
19t	White	ARI	OLB	1	0	0.0	0t	0
19t	Williams	PHI	DT	1	0	0.0	0t	0
19t	Wilson	DAL	DB	1	0	0.0	0t	0
19t	Ma. Wilson	ARI	LB	1	0	0.0	0t	0
19t	Mi. Wilson	ARI	WR	1	0	0.0	0t	0
19t	Winfield	TB	SAF	1	58	58.0	58t	1
19t	Yiadam	SF	CB	1	0	0.0	0t	0

2024 NATIONAL FOOTBALL LEAGUE

NFL LEADING PASSERS

RANK	PLAYER	TEAM	ATT	COMP	COMP%	YDS	YPA	TD	TD%	LONG	INT	INT%	RATING
1	L. Jackson	BAL	343	231	67.3%	3053	8.90	27	7.9%	84t	3	0.9%	117.9
2	Goff	DET	306	223	72.9%	2761	9.02	20	6.5%	70t	9	2.9%	109.9
3	Burrow	CIN	408	274	67.2%	3028	7.42	27	6.6%	70t	4	1.0%	106.9
4	Carr	NO	211	145	68.7%	1742	8.26	13	6.2%	71t	4	1.9%	106.4
5	Tagovailoa	MIA	232	170	73.3%	1760	7.59	13	5.6%	80t	4	1.7%	106.3
6	Mayfield	TB	374	267	71.4%	2799	7.48	24	6.4%	55t	9	2.4%	104.1
7	Hurts	PHI	285	197	69.1%	2376	8.34	13	4.6%	67t	5	1.8%	102.3
8	Darnold	MIN	327	221	67.6%	2717	8.31	21	6.4%	97t	10	3.1%	101.7
9	Herbert	LAC	313	197	62.9%	2404	7.68	13	4.2%	66t	1	0.3%	99.0
10	Allen	BUF	339	217	64.0%	2543	7.50	18	5.3%	63t	5	1.5%	98.2
11	K. Murray	ARI	313	215	68.7%	2343	7.49	12	3.8%	60t	4	1.3%	98.0
12	*Daniels	WAS	332	227	68.4%	2613	7.87	12	3.6%	86t	5	1.5%	97.6
13	Cousins	ATL	360	245	68.1%	2807	7.80	17	4.7%	52	9	2.5%	96.6
14	Purdy	SF	306	202	66.0%	2613	8.54	13	4.2%	76t	8	2.6%	95.9
15	Mahomes	KC	381	266	69.8%	2673	7.02	18	4.7%	54t	11	2.9%	93.2
16	Stafford	LAR	385	256	66.5%	2800	7.27	15	3.9%	69t	7	1.8%	93.2
17	Love	GB	280	173	61.8%	2244	8.01	18	6.4%	70t	11	3.9%	92.0
18	*Nix	DEN	399	259	64.9%	2548	6.39	16	4.0%	49	6	1.5%	89.9
19	Rodgers	NYJ	380	241	63.4%	2442	6.43	17	4.5%	57	7	1.8%	88.9
20	G. Smith	SEA	405	280	69.1%	3035	7.49	12	3.0%	71t	12	3.0%	88.5
21	Lawrence	JAX	274	168	61.3%	2004	7.31	11	4.0%	85t	6	2.2%	87.9
22	Stroud	HOU	396	250	63.1%	2875	7.26	14	3.5%	67t	9	2.3%	87.3
23	Prescott	DAL	286	185	64.7%	1978	6.92	11	3.8%	65t	8	2.8%	86.0
24	Levis	TEN	203	136	67.0%	1447	7.13	10	4.9%	98t	9	4.4%	85.6
25	*Maye	NE	226	148	65.5%	1458	6.45	10	4.4%	40t	7	3.1%	85.4
26	*Ca. Williams	CHI	372	233	62.6%	2356	6.33	11	3.0%	47	5	1.3%	84.9
27	Minschew	LV	306	203	66.3%	2013	6.58	9	2.9%	57t	10	3.3%	81.0
28	Jones	NYG	341	216	63.3%	2070	6.07	8	2.3%	43	7	2.1%	79.4
29	D. Watson	CLE	216	137	63.4%	1148	5.31	5	2.3%	35	3	1.4%	79.0

2024 NATIONAL FOOTBALL LEAGUE

NFL LEADING PASSERS, RANKS

PLAYER	TEAM	ATT	COMP	COMP%	YDS	YPA	TD	TD%	INT	INT%	RATING
L. Jackson	BAL	11	11	12	1	2	1t	1	2t	2	1
Goff	DET	18t	13	2	8	1	5	3	20t	23	2
Burrow	CIN	1	2	13	3	16	1t	2	4t	3	3
Carr	NO	28	27	7	26	6	14t	7	4t	14	4
Tagovailoa	MIA	25	24	1	25	11	14t	8	4t	10	5
Mayfield	TB	8	3	3	7	15	3	6	20t	18	6
Hurts	PHI	22	20t	6	17	4	14t	13	8t	11	7
Darnold	MIN	15	14	11	9	5	4	5	25t	25	8
Herbert	LAC	16t	20t	26	16	10	14t	17	1	1	9
Allen	BUF	13	15	21	14	12	6t	9	8t	7	10
K. Murray	ARI	16t	17	8	19	14	19t	22	4t	4	11
*Daniels	WAS	14	12	9	11t	8	19t	23	8t	9	12
Cousins	ATL	10	8	10	5	9	9t	12	20t	19	13
Purdy	SF	18t	19	17	11t	3	14t	16	18t	20	14
Mahomes	KC	6	4	4	10	21	6t	11	27t	22	15
Stafford	LAR	5	6	15	6	18	12	20	14t	12	16
Love	GB	23	23	28	20	7	6t	4	27t	28	17
*Nix	DEN	3	5	19	13	26	11	19	12t	8	18
Rodgers	NYJ	7	9	23	15	25	9t	14	14t	13	19
G. Smith	SEA	2	1	5	2	13	19t	25	29	24	20
Lawrence	JAX	24	25	29	23	17	22t	18	12t	16	21
Stroud	HOU	4	7	25	4	19	13	24	20t	17	22
Prescott	DAL	21	22	20	24	22	22t	21	18t	21	23
Levis	TEN	29	29	14	28	20	25t	10	20t	29	24
*Maye	NE	26	26	18	27	24	25t	15	14t	26	25
*Ca. Williams	CHI	9	10	27	18	27	22t	26	8t	5	26
Minshew	LV	18t	18	16	22	23	27t	27	25t	27	27
Jones	NYG	12	16	24	21	28	29	28	14t	15	28
D. Watson	CLE	27	28	22	33	29	33t	29	2t	6	29

2024 NATIONAL FOOTBALL LEAGUE

NFL FOURTH-QUARTER PASSING LEADERS

RANK	PLAYER	TEAM	ATT	COMP	COMP%	YDS	YPA	TD	TD%	INT	INT%	RATING
1	Ru. Wilson	PIT	33	22	66.7%	329	9.97	4	12.1%	1	3.0%	126.1
2	L. Jackson	BAL	94	61	64.9%	806	8.57	9	9.6%	1	1.1%	119.4
3	*Daniels	WAS	99	73	73.7%	875	8.84	7	7.1%	2	2.0%	115.5
4	Flacco	IND	48	31	64.6%	447	9.31	5	10.4%	2	4.2%	112.1
5	Tagovailoa	MIA	48	37	77.1%	347	7.23	2	4.2%	0	0.0%	110.3
6	Love	GB	64	41	64.1%	599	9.36	4	6.3%	1	1.6%	108.8
7	Mahomes	KC	78	55	70.5%	572	7.33	5	6.4%	1	1.3%	107.4
8t	Fields	PIT	40	23	57.5%	302	7.55	3	7.5%	0	0.0%	106.5
8t	Mayfield	TB	100	69	69.0%	665	6.65	7	7.0%	1	1.0%	106.5
10	Purdy	SF	78	58	74.4%	714	9.15	3	3.8%	3	3.8%	99.0
11	Hurts	PHI	59	43	72.9%	549	9.31	2	3.4%	2	3.4%	98.8
12	Stafford	LAR	106	70	66.0%	787	7.42	4	3.8%	1	0.9%	96.7
13	*Nix	DEN	99	68	68.7%	681	6.88	5	5.1%	2	2.0%	96.4
14	*Ca. Williams	CHI	110	74	67.3%	689	6.26	5	4.5%	1	0.9%	95.6
15	Allen	BUF	69	40	58.0%	481	6.97	3	4.3%	0	0.0%	93.9
16	Goff	DET	72	47	65.3%	519	7.21	4	5.6%	2	2.8%	93.5
17	Burrow	CIN	99	59	59.6%	792	8.00	7	7.1%	4	4.0%	91.8
18	K. Murray	ARI	86	57	66.3%	629	7.31	1	1.2%	0	0.0%	91.7
19	Rodgers	NYJ	109	73	67.0%	687	6.30	4	3.7%	2	1.8%	88.7
20	D. Watson	CLE	58	39	67.2%	335	5.78	2	3.4%	1	1.7%	86.5
21	Prescott	DAL	75	41	54.7%	486	6.48	6	8.0%	3	4.0%	84.6
22	Carr	NO	52	30	57.7%	308	5.92	4	7.7%	2	3.8%	84.5
23	*Maye	NE	82	50	61.0%	518	6.32	5	6.1%	3	3.7%	84.3
24	Minschew	LV	102	69	67.6%	679	6.66	4	3.9%	4	3.9%	82.9
25	Herbert	LAC	69	36	52.2%	454	6.58	2	2.9%	0	0.0%	82.6
26	Winston	CLE	70	43	61.4%	451	6.44	3	4.3%	2	2.9%	82.5
27	Haener	NO	27	13	48.1%	172	6.37	1	3.7%	0	0.0%	81.1
28	G. Smith	SEA	132	89	67.4%	856	6.48	4	3.0%	5	3.8%	79.6
29	Rush	DAL	63	38	60.3%	340	5.40	2	3.2%	1	1.6%	78.8
30	Richardson	IND	64	31	48.4%	506	7.91	3	4.7%	2	3.1%	78.0
31	Stroud	HOU	96	59	61.5%	604	6.29	2	2.1%	2	2.1%	77.8
32	Lawrence	JAX	83	46	55.4%	515	6.20	3	3.6%	2	2.4%	76.1
33	Darnold	MIN	65	35	53.8%	494	7.60	2	3.1%	2	3.1%	76.1
34	Brissett	NE	51	28	54.9%	308	6.04	0	0.0%	0	0.0%	73.0
35	O'Connell	LV	45	27	60.0%	245	5.44	2	4.4%	2	4.4%	71.1
36	Rudolph	TEN	26	16	61.5%	112	4.31	1	3.8%	1	3.8%	68.1
37	Young	CAR	67	38	56.7%	343	5.12	1	1.5%	2	3.0%	63.2
38	Jones	NYG	119	68	57.1%	606	5.09	2	1.7%	4	3.4%	62.5
39	Cousins	ATL	92	55	59.8%	559	6.08	2	2.2%	5	5.4%	61.8
40	Levis	TEN	64	35	54.7%	321	5.02	2	3.1%	5	7.8%	46.4
41	*Rattler	NO	27	17	63.0%	116	4.30	0	0.0%	2	7.4%	41.6
42	Dalton	CAR	32	17	53.1%	135	4.22	0	0.0%	2	6.3%	37.9

2024 NATIONAL FOOTBALL LEAGUE

NFL THIRD-DOWN PASSING LEADERS

RANK	PLAYER	TEAM	ATT	COMP	COMP%	YDS	YPA	TD	TD%	INT	INT%	RATING
1	Carr	NO	60	42	70.0%	529	8.82	5	8.3%	0	0.0%	124.9
2	Mahomes	KC	91	64	70.3%	751	8.25	9	9.9%	1	1.1%	123.5
3	Goff	DET	74	50	67.6%	646	8.73	6	8.1%	0	0.0%	121.8
4	L. Jackson	BAL	88	55	62.5%	733	8.33	8	9.1%	0	0.0%	119.2
5	Ru. Wilson	PIT	52	33	63.5%	512	9.85	5	9.6%	2	3.8%	112.0
6	Burrow	CIN	103	63	61.2%	749	7.27	10	9.7%	1	1.0%	111.7
7	Herbert	LAC	91	54	59.3%	657	7.22	7	7.7%	0	0.0%	107.3
8	Cousins	ATL	91	61	67.0%	667	7.33	5	5.5%	0	0.0%	106.8
9	Mayfield	TB	89	59	66.3%	686	7.71	6	6.7%	3	3.4%	97.9
10	Tagovailoa	MIA	62	43	69.4%	525	8.47	3	4.8%	2	3.2%	97.8
11	Purdy	SF	85	52	61.2%	587	6.91	6	7.1%	2	2.4%	95.6
12	Allen	BUF	91	48	52.7%	672	7.38	6	6.6%	1	1.1%	94.2
13	K. Murray	ARI	66	38	57.6%	417	6.32	3	4.5%	0	0.0%	91.5
14	Stroud	HOU	116	71	61.2%	849	7.32	4	3.4%	1	0.9%	91.5
15	*Nix	DEN	117	72	61.5%	785	6.71	6	5.1%	2	1.7%	91.3
16	Rodgers	NYJ	100	57	57.0%	707	7.07	7	7.0%	4	4.0%	85.7
17	Hurts	PHI	74	45	60.8%	620	8.38	3	4.1%	3	4.1%	84.3
18	Jones	NYG	92	59	64.1%	586	6.37	3	3.3%	2	2.2%	83.9
19	Young	CAR	56	32	57.1%	318	5.68	3	5.4%	1	1.8%	83.8
20	Darnold	MIN	92	53	57.6%	634	6.89	5	5.4%	3	3.3%	83.3
21	Prescott	DAL	68	41	60.3%	525	7.72	2	2.9%	2	2.9%	82.0
22	*Daniels	WAS	88	46	52.3%	644	7.32	2	2.3%	1	1.1%	79.0
23	Lawrence	JAX	68	32	47.1%	338	4.97	4	5.9%	1	1.5%	75.5
24	*Maye	NE	60	32	53.3%	381	6.35	4	6.7%	3	5.0%	74.4
25	Love	GB	66	32	48.5%	387	5.86	6	9.1%	4	6.1%	72.0
26	G. Smith	SEA	95	60	63.2%	728	7.66	3	3.2%	6	6.3%	70.9
27	*Ca. Williams	CHI	100	55	55.0%	542	5.42	2	2.0%	3	3.0%	64.7
28	Stafford	LAR	77	40	51.9%	426	5.53	2	2.6%	3	3.9%	60.8
29	Minschew	LV	80	46	57.5%	428	5.35	3	3.8%	5	6.3%	58.8

2024 NATIONAL FOOTBALL LEAGUE

NFL LEADING RUSHERS

RANK	PLAYER	TEAM	ATT	YDS	AVG	LONG	TD
1	Barkley	PHI	223	1392	6.2	72t	10
2	Henry	BAL	221	1325	6.0	87t	13
3	Jacobs	GB	202	944	4.7	38t	7
4	Gibbs	DET	154	886	5.8	70t	10
5	Hubbard	CAR	177	876	4.9	38t	7
6	K. Williams	LAR	207	822	4.0	30	9
7	Pollard	TEN	184	800	4.3	41	4
8	A. Jones	MIN	179	798	4.5	41	3
9	Mixon	HOU	185	786	4.2	59	10
10	Robinson	ATL	167	783	4.7	37t	6
11	Kamara	NO	183	782	4.3	24	6
12	Dobbins	LAC	158	766	4.8	61	8
13	Harris	PIT	191	749	3.9	36t	3
14	Mason	SF	140	711	5.1	38	3
15	Taylor	IND	161	708	4.4	58	5
16	Conner	ARI	166	705	4.2	22	5
17	Swift	CHI	168	665	4.0	56t	5
18t	Hall	NYJ	152	632	4.2	42	4
18t	Montgomery	DET	145	632	4.4	21	11
20	C. Brown	CIN	140	607	4.3	30t	5
21	L. Jackson (QB)	BAL	103	599	5.8	33	3
22	Stevenson	NE	162	598	3.7	33t	6
23	Cook	BUF	137	596	4.4	49t	10
24	*Tracy	NYG	116	587	5.1	45t	3
25	*Irving	TB	108	579	5.4	56	5
26	Hunt	KC	155	577	3.7	17	5
27	Achane	MIA	132	562	4.3	47	3
28	*Daniels (QB)	WAS	99	556	5.6	46	5
29	Robinson	WAS	122	537	4.4	40	7
30	Bigsby	JAX	95	519	5.5	65t	4
31	Walker	SEA	129	493	3.8	28	7
32	Dowdle	DAL	112	488	4.4	19	0
33	Hurts (QB)	PHI	115	456	4.0	24	11
34	Williams	DEN	120	445	3.7	20	3
35	Allgeier	ATL	85	429	5.0	24	2
36	K. Murray (QB)	ARI	48	380	7.9	50t	4
37	Ekeler	WAS	74	355	4.8	50	4
38	White	TB	92	343	3.7	56	2
39	*Ca. Williams (QB)	CHI	55	339	6.2	24	0
40	Richardson (QB)	IND	61	335	5.5	26	3
41	Singletary	NYG	80	326	4.1	43	3
42	Etienne	JAX	82	325	4.0	22	2
43	Mattison	LV	97	320	3.3	24	3
44	Allen (QB)	BUF	67	316	4.7	26t	5
45	Em. Wilson	GB	66	312	4.7	19	1
46	Gibson	NE	72	311	4.3	45	0
47	Warren	PIT	75	303	4.0	18	1
48	*Nix (QB)	DEN	64	300	4.7	32	4
49	J. Ford	CLE	61	298	4.9	36	1
50	*Maye (QB)	NE	33	286	8.7	26	1

2024 NATIONAL FOOTBALL LEAGUE

NFL THIRD-AND-ONE RUSHING LEADERS

RANK	PLAYER	TEAM	ATT	FD	PCT
1t	*Allen	NYJ	8	8	100.0%
1t	Jones (QB)	NYG	8	8	100.0%
1t	Darnold (QB)	MIN	7	7	100.0%
1t	Achane	MIA	4	4	100.0%
1t	Burrow (QB)	CIN	4	4	100.0%
1t	*Daniels (QB)	WAS	4	4	100.0%
1t	R. Johnson	CHI	4	4	100.0%
1t	C. Brown	CIN	3	3	100.0%
1t	Charbonnet	SEA	3	3	100.0%
1t	Fields (QB)	PIT	3	3	100.0%
1t	Hill	BAL	3	3	100.0%
1t	Hill (TE)	NO	3	3	100.0%
1t	Em. Wilson	GB	3	3	100.0%
14	K. Williams	LAR	9	8	88.9%
15t	Dobbins	LAC	7	6	85.7%
15t	Hubbard	CAR	7	6	85.7%
15t	Hunt	KC	7	6	85.7%
15t	Robinson	ATL	7	6	85.7%
19	Levis (QB)	TEN	6	5	83.3%
20t	Allen (QB)	BUF	5	4	80.0%
20t	Jacobs	GB	5	4	80.0%
22	Henry	BAL	9	7	77.8%
23t	Hurts (QB)	PHI	16	12	75.0%
23t	Montgomery	DET	8	6	75.0%
23t	L. Jackson (QB)	BAL	4	3	75.0%
23t	Mixon	HOU	4	3	75.0%
27t	*Nix (QB)	DEN	7	5	71.4%
27t	Robinson	WAS	7	5	71.4%
29t	Kamara	NO	6	4	66.7%
29t	*Steele	KC	6	4	66.7%
31t	Conner	ARI	5	3	60.0%
31t	Harris	PIT	5	3	60.0%
31t	Haskins	LAC	5	3	60.0%
31t	Moss	CIN	5	3	60.0%
35	Hall	NYJ	7	4	57.1%
36t	A. Jones	MIN	8	4	50.0%
36t	Taylor	IND	8	4	50.0%
36t	Ingold	MIA	6	3	50.0%

2024 NATIONAL FOOTBALL LEAGUE

NFL LEADERS IN RECEPTIONS

RANK	PLAYER	TEAM	REC	YDS	AVG	LONG	TD
1	Lamb	DAL	77	841	10.9	65t	4
2	*Bowers (TE)	LV	74	744	10.1	57t	3
3	Chase	CIN	73	1056	14.5	70t	12
4	St. Brown	DET	71	747	10.5	35t	9
5	Wilson	NYJ	69	722	10.5	35	5
6	Kelce (TE)	KC	68	569	8.4	38	2
7	*Nabers	NYG	67	671	10.0	39	3
8	Smith-Njigba	SEA	66	755	11.4	46	4
9t	Jefferson	MIN	61	939	15.4	97t	5
9t	D. London	ATL	61	710	11.6	31	6
9t	McBride (TE)	ARI	61	685	11.2	37	0
9t	Robinson	NYG	61	441	7.2	23	2
13t	Flowers	BAL	57	789	13.8	53t	4
13t	Sutton	DEN	57	744	13.1	37	5
15	Shakir	BUF	56	599	10.7	52	2
16t	Kupp	LAR	55	548	10.0	69t	5
16t	Kamara (RB)	NO	55	443	8.1	57t	1
18	D. Moore	CHI	54	566	10.5	44	4
19t	McLaurin	WAS	53	823	15.5	86t	7
19t	Downs	IND	53	594	11.2	69t	4
19t	Meyers	LV	53	579	10.9	33	2
22	Pickens	PIT	52	776	14.9	44	2
23	Henry (TE)	NE	51	535	10.5	35	1
24t	Godwin	TB	50	576	11.5	55t	5
24t	Otton (TE)	TB	50	486	9.7	30	4
26t	*McConkey	LAC	49	698	14.2	60t	4
26t	Kittle (TE)	SF	49	642	13.1	43	8
26t	T. Hill	MIA	49	571	11.7	80t	3
26t	Ertz (TE)	WAS	49	466	9.5	24	3
26t	Achane (RB)	MIA	49	373	7.6	39	5
31t	Mooney	ATL	48	711	14.8	41t	5
31t	J. Smith (TE)	MIA	48	535	11.1	57t	4
31t	Douglas	NE	48	477	9.9	35t	1
34t	Jennings	SF	47	628	13.4	45	4
34t	Diggs	HOU	47	496	10.6	49	3
36t	Metcalf	SEA	46	697	15.2	71t	3
36t	Hall (RB)	NYJ	46	401	8.7	57	2
38t	Jeudy	CLE	45	645	14.3	89t	2
38t	Robinson (RB)	ATL	45	359	8.0	29	1
40	D. Adams	LV-NYJ	44	487	11.1	37t	2
41	Ferguson (TE)	DAL	43	369	8.6	27	0
42t	*B. Thomas	JAX	42	689	16.4	85t	5
42t	Dell	HOU	42	520	12.4	50	2
42t	Moore	CLE	42	336	8.0	30t	1
45t	Collins	HOU	41	713	17.4	67t	4
45t	Reed	GB	41	669	16.3	70t	4
45t	Ridley	TEN	41	634	15.5	63	3
45t	Waddle	MIA	41	548	13.4	63	2
45t	D. Smith	PHI	41	516	12.6	46	4
45t	Pittman	IND	41	508	12.4	33	2
45t	Dissly (TE)	LAC	41	399	9.7	29t	1
45t	McCloud	ATL	41	381	9.3	22	1

2024 NATIONAL FOOTBALL LEAGUE

NFL RECEIVING YARDAGE LEADERS

RANK	PLAYER	TEAM	YDS	REC	AVG	LONG	TD
1	Chase	CIN	1056	73	14.5	70t	12
2	Jefferson	MIN	939	61	15.4	97t	5
3	Lamb	DAL	841	77	10.9	65t	4
4	McLaurin	WAS	823	53	15.5	86t	7
5	Flowers	BAL	789	57	13.8	53t	4
6	Pickens	PIT	776	52	14.9	44	2
7	Smith-Njigba	SEA	755	66	11.4	46	4
8	St. Brown	DET	747	71	10.5	35t	9
9t	*Bowers (TE)	LV	744	74	10.1	57t	3
9t	Sutton	DEN	744	57	13.1	37	5
11	A. Brown	PHI	727	39	18.6	67t	4
12	Wilson	NYJ	722	69	10.5	35	5
13	Collins	HOU	713	41	17.4	67t	4
14	Mooney	ATL	711	48	14.8	41t	5
15	D. London	ATL	710	61	11.6	31	6
16	*McConkey	LAC	698	49	14.2	60t	4
17	Metcalf	SEA	697	46	15.2	71t	3
18	*B. Thomas	JAX	689	42	16.4	85t	5
19	McBride (TE)	ARI	685	61	11.2	37	0
20	*Nabers	NYG	671	67	10.0	39	3
21	Reed	GB	669	41	16.3	70t	4
22	Jeudy	CLE	645	45	14.3	89t	2
23	Kittle (TE)	SF	642	49	13.1	43	8
24	Ridley	TEN	634	41	15.5	63	3
25	Pierce	IND	629	27	23.3	65t	4
26	Jennings	SF	628	47	13.4	45	4
27	J. Williams	DET	602	29	20.8	70t	4
28	Shakir	BUF	599	56	10.7	52	2
29	Downs	IND	594	53	11.2	69t	4
30	Meyers	LV	579	53	10.9	33	2
31	Godwin	TB	576	50	11.5	55t	5
32	Bateman	BAL	574	35	16.4	59	5
33	T. Hill	MIA	571	49	11.7	80t	3
34	Kelce (TE)	KC	569	68	8.4	38	2
35	D. Moore	CHI	566	54	10.5	44	4
36t	Kupp	LAR	548	55	10.0	69t	5
36t	Waddle	MIA	548	41	13.4	63	2
38	*Harrison	ARI	546	36	15.2	60t	6
39t	Henry (TE)	NE	535	51	10.5	35	1
39t	J. Smith (TE)	MIA	535	48	11.1	57t	4
41	Addison	MIN	521	32	16.3	69	4
42	Dell	HOU	520	42	12.4	50	2
43	*Odunze	CHI	518	39	13.3	47	1
44	D. Smith	PHI	516	41	12.6	46	4
45	Samuel	SF	511	34	15.0	76t	1
46	Pittman	IND	508	41	12.4	33	2
47	Diggs	HOU	496	47	10.6	49	3
48	Lockett	SEA	495	38	13.0	37	2
49	Pitts (TE)	ATL	494	35	14.1	52	3
50	Nacua	LAR	490	37	13.2	37	1

2024 NATIONAL FOOTBALL LEAGUE

NFL THIRD-DOWN RECEIVING LEADERS

RANK	PLAYER	TEAM	REC	YDS	AVG	LONG	TD
1	Robinson	NYG	23	178	7.7	16	1
2t	Sutton	DEN	22	367	16.7	33	2
2t	Pickens	PIT	22	282	12.8	37	0
4	*Nabers	NYG	19	251	13.2	39	2
5t	St. Brown	DET	18	217	12.1	27t	3
5t	Wilson	NYJ	18	209	11.6	26t	2
5t	Kelce (TE)	KC	18	203	11.3	38	1
5t	Smith-Njigba	SEA	18	198	11.0	24	1
9t	*McConkey	LAC	17	199	11.7	19	2
9t	Kittle (TE)	SF	17	194	11.4	41	5
9t	Jennings	SF	17	168	9.9	31t	2
9t	Moore	CLE	17	140	8.2	22	0
13t	Shakir	BUF	16	259	16.2	52	1
13t	Godwin	TB	16	197	12.3	24	0
13t	Henry (TE)	NE	16	192	12.0	32	0
13t	*Bowers (TE)	LV	16	179	11.2	27	1
17t	Chase	CIN	15	206	13.7	63t	2
17t	Downs	IND	15	190	12.7	31	1
17t	Dell	HOU	15	183	12.2	31	0
17t	Otton (TE)	TB	15	157	10.5	29	2
21t	Collins	HOU	14	193	13.8	34	2
21t	Lamb	DAL	14	126	9.0	27	0
23t	Waddle	MIA	13	182	14.0	36	0
23t	J. Smith (TE)	MIA	13	137	10.5	33	2
23t	Diggs	HOU	13	127	9.8	21	1
26t	McLaurin	WAS	12	255	21.3	66	2
26t	Jefferson	MIN	12	192	16.0	41	2
26t	Mooney	ATL	12	153	12.8	30t	2
26t	Gesicki (TE)	CIN	12	150	12.5	47t	1
26t	Douglas	NE	12	144	12.0	35t	1
26t	Hill (RB)	BAL	12	142	11.8	24	0
26t	Meyers	LV	12	136	11.3	21	0
26t	D. London	ATL	12	127	10.6	18	3
34t	A. Brown	PHI	11	182	16.5	28	1
34t	Flowers	BAL	11	169	15.4	26	1
34t	McCloud	ATL	11	127	11.5	22	0
34t	Slayton	NYG	11	124	11.3	36	0
34t	Freiermuth (TE)	PIT	11	121	11.0	22	2
34t	T. Hill	MIA	11	120	10.9	30	1
34t	Andrews (TE)	BAL	11	117	10.6	18t	3
34t	Allen	CHI	11	109	9.9	25	1
34t	Bateman	BAL	11	108	9.8	16t	2
34t	D. Moore	CHI	11	90	8.2	19	1
34t	Williams (RB)	DEN	11	90	8.2	34	0
34t	Tucker	LV	11	88	8.0	14	0
34t	Ferguson (TE)	DAL	11	82	7.5	24	0
34t	Kmet (TE)	CHI	11	80	7.3	25	0
34t	M. Sanders (RB)	CAR	11	53	4.8	12	0
49t	Ridley	TEN	10	189	18.9	63	0
49t	Metcalf	SEA	10	181	18.1	31t	1
49t	Doubs	GB	10	179	17.9	39	2
49t	Johnston	LAC	10	179	17.9	66t	4
49t	Higgins	CIN	10	136	13.6	25t	3
49t	Pitts (TE)	ATL	10	105	10.5	23	0
49t	Boyd	TEN	10	100	10.0	20	0

2024 NATIONAL FOOTBALL LEAGUE

NFL THIRD-DOWN RECEIVING LEADERS

RANK	PLAYER	TEAM	REC	YDS	AVG	LONG	TD
49t	Ertz (TE)	WAS	10	93	9.3	21	0
49t	Kupp	LAR	10	91	9.1	27	0
49t	*Vele	DEN	10	91	9.1	20	1
49t	Warren (RB)	PIT	10	90	9.0	26	0

2024 NATIONAL FOOTBALL LEAGUE

NFL LEADING SCORERS (NON-KICKING)

RANK	PLAYER	TEAM	POS	TOUCHDOWNS				X2	PTS
				TOTAL	RUSH	REC	RET		
1	Henry	BAL	RB	15	13	2	0	0	90
2	Barkley	PHI	RB	12	10	2	0	2	76
3	Chase	CIN	WR	12	0	12	0	0	72
4t	Cook	BUF	RB	11	10	1	0	0	66
4t	Gibbs	DET	RB	11	10	1	0	0	66
4t	Hurts	PHI	QB	11	11	0	0	0	66
4t	Mixon	HOU	RB	11	10	1	0	0	66
4t	Montgomery	DET	RB	11	11	0	0	0	66
4t	K. Williams	LAR	RB	11	9	2	0	0	66
10	St. Brown	DET	WR	9	0	9	0	0	54
11	Hubbard	CAR	RB	8	7	1	0	1	50
12t	Achane	MIA	RB	8	3	5	0	0	48
12t	Dobbins	LAC	RB	8	8	0	0	0	48
12t	Jacobs	GB	RB	8	7	1	0	0	48
12t	Kittle	SF	TE	8	0	8	0	0	48
12t	Walker	SEA	RB	8	7	1	0	0	48
17	Stevenson	NE	RB	7	6	1	0	2	46
18	C. Brown	CIN	RB	7	5	2	0	1	44
19t	Kamara	NO	RB	7	6	1	0	0	42
19t	McLaurin	WAS	WR	7	0	7	0	0	42
19t	Robinson	ATL	RB	7	6	1	0	0	42
19t	Robinson	WAS	RB	7	7	0	0	0	42
23	Kraft	GB	TE	6	0	6	0	1	38
24t	Andrews	BAL	TE	6	0	6	0	0	36
24t	Evans	TB	WR	6	0	6	0	0	36
24t	Hall	NYJ	RB	6	4	2	0	0	36
24t	*Harrison	ARI	WR	6	0	6	0	0	36
24t	Hill	NO	TE	6	6	0	0	0	36
24t	R. Johnson	CHI	RB	6	6	0	0	0	36
24t	Johnston	LAC	WR	6	0	6	0	0	36
24t	D. London	ATL	WR	6	0	6	0	0	36
24t	Robinson	LAR	WR	6	0	6	0	0	36
24t	Westbrook-Ikhine	TEN	WR	6	0	6	0	0	36
24t	White	TB	RB	6	2	4	0	0	36
24t	*Worthy	KC	WR	6	2	4	0	0	36
36t	Conner	ARI	RB	5	5	0	0	2	34
36t	*B. Thomas	JAX	WR	5	0	5	0	2	34
38t	*Daniels	WAS	QB	5	5	0	0	1	32
38t	Swift	CHI	RB	5	5	0	0	1	32
38t	Wilson	NYJ	WR	5	0	5	0	1	32
41t	Addison	MIN	WR	5	1	4	0	0	30
41t	Allen	BUF	QB	5	5	0	0	0	30
41t	Bateman	BAL	WR	5	0	5	0	0	30
41t	Charbonnet	SEA	RB	5	4	1	0	0	30
41t	Fields	PIT	QB	5	5	0	0	0	30
41t	Godwin	TB	WR	5	0	5	0	0	30

2024 NATIONAL FOOTBALL LEAGUE

NFL LEADING SCORERS (NON-KICKING)

RANK	PLAYER	TEAM	POS	TOUCHDOWNS				X2	PTS
				TOTAL	RUSH	REC	RET		
41t	Hunt	KC	RB	5	5	0	0	0	30
41t	*Irving	TB	RB	5	5	0	0	0	30
41t	Jefferson	MIN	WR	5	0	5	0	0	30
41t	Kupp	LAR	WR	5	0	5	0	0	30
41t	Lazard	NYJ	WR	5	0	5	0	0	30
41t	Mooney	ATL	WR	5	0	5	0	0	30
41t	Nailor	MIN	WR	5	0	5	0	0	30
41t	*Nix	DEN	QB	5	4	1	0	0	30
41t	Reed	GB	WR	5	1	4	0	0	30
41t	Sutton	DEN	WR	5	0	5	0	0	30
41t	Taylor	IND	RB	5	5	0	0	0	30

2024 NATIONAL FOOTBALL LEAGUE

NFL LEADING SCORERS (KICKING)

RANK	PLAYER	TEAM	PAT	FG	FG%	LONG	PTS
1	Boswell	PIT	21/21	31/33	93.9%	57	114
2	Fairbairn	HOU	27/27	28/34	82.4%	59	111
3	Seibert	WAS	22/24	27/30	90.0%	55	103
4	Lutz	DEN	26/26	24/27	88.9%	54	98
5t	Aubrey	DAL	18/18	25/30	83.3%	65	93
5t	Dicker	LAC	21/24	24/26	92.3%	59	93
7	Tucker	BAL	41/42	17/23	73.9%	56	92
8t	Bass	BUF	33/37	19/22	86.4%	61	90
8t	Bates	DET	42/43	16/16	100.0%	58	90
10t	Gay	IND	20/20	21/24	87.5%	56	83
10t	McLaughlin	TB	32/34	17/18	94.4%	56	83
10t	Sanders	MIA	20/20	21/25	84.0%	56	83
13	Carlson	LV	16/16	22/24	91.7%	54	82
14t	Elliott	PHI	29/30	17/22	77.3%	49	80
14t	Grupe	NO	26/28	18/19	94.7%	57	80
14t	Koo	ATL	23/23	19/26	73.1%	58	80
17	McPherson	CIN	32/33	15/21	71.4%	56	77
18	Butker	KC	21/22	18/20	90.0%	53	75
19	Slye	NE	16/17	19/23	82.6%	63	73
20	Folk	TEN	21/21	17/18	94.4%	56	72
21	Moody	SF	17/17	18/22	81.8%	53	71
22	Myers	SEA	25/27	15/18	83.3%	59	70
23	*Karty	LAR	21/23	16/21	76.2%	55	69
24	Pineiro	CAR	18/18	16/17	94.1%	53	66
25t	*Reichard	MIN	23/23	14/16	87.5%	58	65
25t	Santos	CHI	17/18	16/20	80.0%	54	65
27	*C. Little	JAX	19/19	15/16	93.8%	59	64
28	Hopkins	CLE	11/13	15/21	71.4%	56	56
29t	*Narveson	GB	16/16	12/17	70.6%	47	52
29t	Ryland	ARI	13/13	13/15	86.7%	57	52
31	Joseph	DET-NYG	6/6	13/16	81.3%	52	45
32	Zuerlein	NYJ	13/14	9/15	60.0%	40	40
33	McManus	GB	13/13	7/8	87.5%	51	34
34	Romo	MIN	5/6	8/8	100.0%	45	29
35	Prater	ARI	10/10	6/6	100.0%	57	28
36	Carlson	SF-NYJ	6/7	7/7	100.0%	58	27
37	*Shrader	IND-NYJ-KC	9/9	5/5	100.0%	45	24
38	Gonzalez	WAS	4/4	3/3	100.0%	48	13
39t	Gano	NYG	3/3	3/4	75.0%	50	12
39t	Wright	SF	3/3	3/3	100.0%	41	12
41	*McAtamney	NYG	1/1	1/1	100.0%	31	4
42t	Patterson	NYJ	3/3	0/0	---	---	3
42t	Wishnowsky	SF	0/0	1/1	100.0%	26	3
44	York	WAS	2/2	0/2	0.0%	---	2
45	Gillan	NYG	0/1	0/0	---	---	0

2024 NATIONAL FOOTBALL LEAGUE

2024 NATIONAL FOOTBALL LEAGUE

NFL TOUCHBACKS ON KICKOFFS

RANK	PLAYER	TEAM	TB
1	Tucker	BAL	57
2	Bates	DET	56
3	Bass	BUF	54
4	McPherson	CIN	50
5	Mann	PHI	48
6	Gay	IND	44
7t	Evans	LAR	43
7t	Lutz	DEN	43
9t	C. Little	JAX	41
9t	Sanders	MIA	41
11t	Dicker	LAC	40
11t	Reichard	MIN	40
13	Butker	KC	39
14	Fairbairn	HOU	38
15	Boswell	PIT	37
16	Slye	NE	35
17	Gill	TB	34
18	Moody	SF	33
19	Folk	TEN	32
20t	Carlson	LV	29
20t	Pinion	ATL	29
22t	Myers	SEA	28
22t	Zuerlein	NYJ	28
24t	Ryland	ARI	27
24t	Santos	CHI	27
26t	Hopkins	CLE	23
26t	Joseph	DET-NYG	23
28	Aubrey	DAL	22
29t	Camarda	TB	18
29t	Pineiro	CAR	18
31t	Narveson	GB	17
31t	Prater	ARI	17
31t	Shrader	IND-NYJ-KC	17
34	Grupe	NO	16
35t	Romo	MIN	14
35t	Seibert	WAS	14
37	McManus	GB	13
38	Gano	NYG	6
39t	Karty	LAR	5
39t	Koo	ATL	5
41t	Carlson	SF-NYJ	4
41t	McAtamney	NYG	4
43t	Gillan	NYG	2
43t	Gonzalez	WAS	2
45t	Elliott	PHI	1
45t	Wright	SF	1
45t	York	WAS	1

2024 NATIONAL FOOTBALL LEAGUE

NFL MOST YARDS FROM SCRIMMAGE

RANK	PLAYER	TEAM	POS	TOTAL			RUSHING			RECEIVING		
				YDS	PLAYS	AVG	YDS	ATT	AVG	YDS	ATT	AVG
1	Barkley	PHI	RB	1649	250	6.6	1392	223	6.2	257	27	9.5
2	Henry	BAL	RB	1421	231	6.2	1325	221	6.0	96	10	9.6
3	Kamara	NO	RB	1225	238	5.1	782	183	4.3	443	55	8.1
4	Gibbs	DET	RB	1151	180	6.4	886	154	5.8	265	26	10.2
5	Robinson	ATL	RB	1142	212	5.4	783	167	4.7	359	45	8.0
6	Jacobs	GB	RB	1130	225	5.0	944	202	4.7	186	23	8.1
7	A. Jones	MIN	RB	1083	211	5.1	798	179	4.5	285	32	8.9
8	Chase	CIN	WR	1067	74	14.4	11	1	11.0	1056	73	14.5
9	Hall	NYJ	RB	1033	198	5.2	632	152	4.2	401	46	8.7
10	Mixon	HOU	RB	1012	208	4.9	786	185	4.2	226	23	9.8
11	Hubbard	CAR	RB	1002	208	4.8	876	177	4.9	126	31	4.1
12	Conner	ARI	RB	993	195	5.1	705	166	4.2	288	29	9.9
13	Pollard	TEN	RB	978	217	4.5	800	184	4.3	178	33	5.4
14	K. Williams	LAR	RB	958	232	4.1	822	207	4.0	136	25	5.4
15	Harris	PIT	RB	944	214	4.4	749	191	3.9	195	23	8.5
16	Swift	CHI	RB	943	199	4.7	665	168	4.0	278	31	9.0
17	Jefferson	MIN	WR	942	62	15.2	3	1	3.0	939	61	15.4
18	Achane	MIA	RB	935	181	5.2	562	132	4.3	373	49	7.6
19	Lamb	DAL	WR	910	90	10.1	69	13	5.3	841	77	10.9
20	Dobbins	LAC	RB	900	186	4.8	766	158	4.8	134	28	4.8
21	Montgomery	DET	RB	873	169	5.2	632	145	4.4	241	24	10.0
22	Flowers	BAL	WR	836	63	13.3	47	6	7.8	789	57	13.8
23	*Irving	TB	RB	831	140	5.9	579	108	5.4	252	32	7.9
24	McLaurin	WAS	WR	825	55	15.0	2	2	1.0	823	53	15.5
25	Taylor	IND	RB	819	174	4.7	708	161	4.4	111	13	8.5
26	C. Brown	CIN	RB	814	175	4.7	607	140	4.3	207	35	5.9
27	Mason	SF	RB	802	151	5.3	711	140	5.1	91	11	8.3
28	Cook	BUF	RB	778	162	4.8	596	137	4.4	182	25	7.3
29	Reed	GB	WR	774	53	14.6	105	12	8.8	669	41	16.3
30	Pickens	PIT	WR	770	54	14.3	-6	2	-3.0	776	52	14.9
31	Walker	SEA	RB	767	165	4.6	493	129	3.8	274	36	7.6
32	Smith-Njigba	SEA	WR	763	67	11.4	8	1	8.0	755	66	11.4
33	*Bowers	LV	TE	753	76	9.9	9	2	4.5	744	74	10.1
34	Sutton	DEN	WR	744	57	13.1	0	0	---	744	57	13.1
35	St. Brown	DET	WR	743	72	10.3	-4	1	-4.0	747	71	10.5
36	*Tracy	NYG	RB	732	138	5.3	587	116	5.1	145	22	6.6
37t	A. Brown	PHI	WR	727	39	18.6	0	0	---	727	39	18.6
37t	Wilson	NYJ	WR	727	70	10.4	5	1	5.0	722	69	10.5
39	Stevenson	NE	RB	716	190	3.8	598	162	3.7	118	28	4.2
40	Collins	HOU	WR	713	41	17.4	0	0	---	713	41	17.4
41	Hunt	KC	RB	712	172	4.1	577	155	3.7	135	17	7.9
42	Mooney	ATL	WR	711	48	14.8	0	0	---	711	48	14.8
43	D. London	ATL	WR	710	61	11.6	0	0	---	710	61	11.6
44	*B. Thomas	JAX	WR	708	46	15.4	19	4	4.8	689	42	16.4
45t	Ekeler	WAS	RB	701	107	6.6	355	74	4.8	346	33	10.5
45t	Williams	DEN	RB	701	157	4.5	445	120	3.7	256	37	6.9
47	*McConkey	LAC	WR	698	49	14.2	0	0	---	698	49	14.2
48	Metcalf	SEA	WR	697	46	15.2	0	0	---	697	46	15.2
49	McBride	ARI	TE	687	62	11.1	2	1	2.0	685	61	11.2
50	Dowdle	DAL	RB	672	141	4.8	488	112	4.4	184	29	6.3

2024 NATIONAL FOOTBALL LEAGUE

NFL LEADERS IN FIRST DOWNS

RANK	PLAYER	TEAM	POS	TOTAL	RUSH	REC
1t	Barkley	PHI	RB	65	53	12
1t	Henry	BAL	RB	65	60	5
3	K. Williams	LAR	RB	62	56	6
4	Kamara	NO	RB	59	45	14
5t	Conner	ARI	RB	56	46	10
5t	Jacobs	GB	RB	56	47	9
7	Robinson	ATL	RB	55	38	17
8	Gibbs	DET	RB	54	41	13
9t	Hubbard	CAR	RB	52	45	7
9t	Montgomery	DET	RB	52	43	9
11t	Chase	CIN	WR	48	1	47
11t	Hurts	PHI	QB	48	48	0
13t	Mixon	HOU	RB	47	37	10
13t	St. Brown	DET	WR	47	0	47
15t	Dobbins	LAC	RB	45	39	6
15t	A. Jones	MIN	RB	45	33	12
17t	Harris	PIT	RB	44	36	8
17t	Pollard	TEN	RB	44	37	7
19	Achane	MIA	RB	43	24	19
20t	Cook	BUF	RB	42	33	9
20t	Lamb	DAL	WR	42	4	38
20t	Walker	SEA	RB	42	24	18
23t	Jefferson	MIN	WR	41	0	41
23t	Wilson	NYJ	WR	41	1	40
25	Taylor	IND	RB	40	34	6
26t	*Bowers	LV	TE	39	1	38
26t	Hall	NYJ	RB	39	27	12
26t	Hunt	KC	RB	39	31	8
26t	D. London	ATL	WR	39	0	39
30t	Mason	SF	RB	38	32	6
30t	*Nabers	NYG	WR	38	1	37
30t	Smith-Njigba	SEA	WR	38	1	37
30t	Sutton	DEN	WR	38	0	38
34t	C. Brown	CIN	RB	37	25	12
34t	Flowers	BAL	WR	37	1	36
34t	*Irving	TB	RB	37	28	9
34t	McLaurin	WAS	WR	37	0	37
38t	Dowdle	DAL	RB	36	25	11
38t	McBride	ARI	TE	36	1	35
40t	*McConkey	LAC	WR	35	0	35
40t	Robinson	WAS	RB	35	32	3
40t	Williams	DEN	RB	35	25	10
43t	*Daniels	WAS	QB	34	34	0
43t	Mooney	ATL	WR	34	0	34
43t	Stevenson	NE	RB	34	30	4
43t	Swift	CHI	RB	34	26	8
43t	*Tracy	NYG	RB	34	28	6
48t	A. Brown	PHI	WR	33	0	33
48t	Godwin	TB	WR	33	1	32
48t	Meyers	LV	WR	33	1	32
48t	J. Smith	MIA	TE	33	0	33

2024 NATIONAL FOOTBALL LEAGUE

NFL PUNTING YARDS LEADERS

RANK	PLAYER	TEAM	POS	PUNTS	YARDS	LONG	AVG	TB	BLK	DWN	OB	RETURNS		IN20	NET AVG
												TOT	YDS		
1	Cole	LV	P	41	2165	70	52.8	5	1	4	7	16	203	18	44.3
2	Cooke	JAX	P	44	2271	73	51.6	3	0	0	9	18	169	24	46.4
3	Fox	DET	P	35	1787	68	51.1	4	0	4	1	15	94	18	46.1
4	Mann	PHI	P	33	1677	70	50.8	5	1	3	4	17	117	9	42.9
5	Stonehouse	TEN	P	53	2679	75	50.5	4	2	2	3	36	578	15	36.7
6	Baringer	NE	P	57	2874	75	50.4	8	0	5	3	27	372	25	41.1
7	Bojorquez	CLE	P	58	2920	84	50.3	4	0	8	7	25	398	25	42.1
8	*Rehkov	CIN	P	39	1960	80	50.3	4	0	4	1	19	162	19	44.1
9	Sanchez	IND	P	52	2602	65	50.0	4	0	2	3	22	239	22	43.9
10	Araiza	KC	P	32	1600	67	50.0	5	0	4	0	15	174	13	41.4
11	Gillikin	ARI	P	36	1782	63	49.5	1	0	6	2	15	169	18	44.3
12	Dickson	SEA	P	47	2293	68	48.8	5	0	4	5	22	202	17	42.4
13	Morstead	NYJ	P	47	2289	75	48.7	6	0	4	4	22	194	15	42.0
14	Pinion	ATL	P	33	1580	65	47.9	1	0	3	2	19	258	8	39.5
15	Stout	BAL	P	38	1819	70	47.9	3	0	3	6	17	134	15	42.8
16	Anger	DAL	P	38	1816	62	47.8	1	0	5	1	16	218	15	41.5
17	Whelan	GB	P	36	1720	74	47.8	2	0	4	4	14	118	15	43.4
18	*T. Taylor	CHI	P	53	2528	68	47.7	3	0	5	5	28	322	20	40.5
19	Martin	BUF	P	37	1760	65	47.6	4	0	3	5	15	129	18	41.9
20	Townsend	HOU	P	55	2612	66	47.5	3	1	10	5	18	76	31	44.2
21	Scott	LAC	P	55	2598	67	47.2	3	0	6	8	21	199	20	42.5
22	Bailey	MIA	P	35	1638	59	46.8	2	1	3	12	13	157	15	40.0
23	Dixon	DEN	P	55	2572	65	46.8	3	0	8	5	22	182	24	42.4
24	Waitman	PIT	P	39	1810	71	46.4	5	0	4	5	14	44	18	42.7
25	Way	WAS	P	36	1670	74	46.4	2	0	6	4	16	110	16	42.2
26	Hekker	CAR	P	49	2262	65	46.2	2	0	10	2	19	148	17	42.3
27	Gillan	NYG	P	29	1327	67	45.8	2	0	3	4	12	103	16	40.8
28	R. Wright	MIN	P	39	1762	66	45.2	4	0	5	6	16	107	20	40.4
29	Evans	LAR	P	34	1513	67	44.5	1	0	5	7	13	115	18	40.5
30	*Hayball	NO	P	47	2076	59	44.2	3	0	5	5	16	123	27	40.3

2024 NATIONAL FOOTBALL LEAGUE

NFL NET PUNTING YARDS LEADERS

RANK	PLAYER	TEAM	POS	PUNTS	YARDS	LONG	AVG	TB	BLK	DWN	OB	RETURNS		IN20	NET AVG
												TOT	YDS		
1	Cooke	JAX	P	44	2271	73	51.6	3	0	0	9	18	169	24	46.4
2	Fox	DET	P	35	1787	68	51.1	4	0	4	1	15	94	18	46.1
3	Cole	LV	P	41	2165	70	52.8	5	1	4	7	16	203	18	44.3
4	Gillikin	ARI	P	36	1782	63	49.5	1	0	6	2	15	169	18	44.3
5	Townsend	HOU	P	55	2612	66	47.5	3	1	10	5	18	76	31	44.2
6	*Rehkow	CIN	P	39	1960	80	50.3	4	0	4	1	19	162	19	44.1
7	Sanchez	IND	P	52	2602	65	50.0	4	0	2	3	22	239	22	43.9
8	Whelan	GB	P	36	1720	74	47.8	2	0	4	4	14	118	15	43.4
9	Mann	PHI	P	33	1677	70	50.8	5	1	3	4	17	117	9	42.9
10	Stout	BAL	P	38	1819	70	47.9	3	0	3	6	17	134	15	42.8
11	Waitman	PIT	P	39	1810	71	46.4	5	0	4	5	14	44	18	42.7
12	Scott	LAC	P	55	2598	67	47.2	3	0	6	8	21	199	20	42.5
13	Dixon	DEN	P	55	2572	65	46.8	3	0	8	5	22	182	24	42.4
14	Dickson	SEA	P	47	2293	68	48.8	5	0	4	5	22	202	17	42.4
15	Hekker	CAR	P	49	2262	65	46.2	2	0	10	2	19	148	17	42.3
16	Way	WAS	P	36	1670	74	46.4	2	0	6	4	16	110	16	42.2
17	Bojorquez	CLE	P	58	2920	84	50.3	4	0	8	7	25	398	25	42.1
18	Morstead	NYJ	P	47	2289	75	48.7	6	0	4	4	22	194	15	42.0
19	Martin	BUF	P	37	1760	65	47.6	4	0	3	5	15	129	18	41.9
20	Anger	DAL	P	38	1816	62	47.8	1	0	5	1	16	218	15	41.5
21	Araiza	KC	P	32	1600	67	50.0	5	0	4	0	15	174	13	41.4
22	Baringer	NE	P	57	2874	75	50.4	8	0	5	3	27	372	25	41.1
23	Gillan	NYG	P	29	1327	67	45.8	2	0	3	4	12	103	16	40.8
24	Evans	LAR	P	34	1513	67	44.5	1	0	5	7	13	115	18	40.5
25	*T. Taylor	CHI	P	53	2528	68	47.7	3	0	5	5	28	322	20	40.5
26	R. Wright	MIN	P	39	1762	66	45.2	4	0	5	6	16	107	20	40.4
27	*Hayball	NO	P	47	2076	59	44.2	3	0	5	5	16	123	27	40.3
28	Bailey	MIA	P	35	1638	59	46.8	2	1	3	12	13	157	15	40.0
29	Pinion	ATL	P	33	1580	65	47.9	1	0	3	2	19	258	8	39.5
30	Stonehouse	TEN	P	53	2679	75	50.5	4	2	2	3	36	578	15	36.7

2024 NATIONAL FOOTBALL LEAGUE

2024 NATIONAL FOOTBALL LEAGUE

NFL PUNT RETURN LEADERS

RANK	PLAYER	TEAM	POS	RET	FC	YDS	AVG	LONG	TD
1	M. Jones	NE	CB	23	8	349	15.2	62	0
2	Davis	LAC	WR	13	15	190	14.6	53	0
3	Raymond	DET	WR	27	9	390	14.4	90t	1
4	Mims	DEN	WR	22	15	301	13.7	38	0
5	*Codrington	BUF	DB	20	6	243	12.2	29	0
6	*DeJean	PHI	CB	14	18	165	11.8	31	0
7	Austin	PIT	WR	21	13	239	11.4	73t	1
8	Darden	CLE	WR	20	3	226	11.3	28	0
9	Hardman	KC	WR	19	9	195	10.3	55	0
10	Downs	IND	WR	16	7	161	10.1	23	0
11	Blackshear	CAR	RB	15	3	141	9.4	16	0
12	Carter	CHI	WR	17	8	158	9.3	38	0
13	Gipson	NYJ	WR	25	13	230	9.2	40	0
14	Proche	CLE	WR	13	1	119	9.2	17	0
15	*Cowing	SF	WR	15	6	124	8.3	30	0
16	*Jackson	TEN	WR	27	7	207	7.7	20	0
17	*De. Williams	SEA	CB	14	20	105	7.5	23	0
18	Powell	MIN	WR	19	8	141	7.4	15	0
19	Jones	CIN	WR	14	5	99	7.1	23	0
20	Smith-Marsette	NYG	WR	19	11	122	6.4	22	0
21	Sims	HOU	WR	16	8	99	6.2	19	0

2024 NATIONAL FOOTBALL LEAGUE

NFL KICKOFF RETURN LEADERS

RANK	PLAYER	TEAM	POS	RET	YDS	AVG	LONG	TD
1	Turpin	DAL	WR	21	762	36.3	99t	1
2	Carter	CHI	WR	13	430	33.1	67	0
3	Shenault	SEA	WR	14	449	32.1	97t	1
4	Ekeler	WAS	RB	19	594	31.3	62	0
5	Dallas	ARI	RB	15	459	30.6	96t	1
6	*Jackson	TEN	WR	15	399	26.6	34	0
7	McCloud	ATL	WR	13	330	25.4	33	0
8	Gray	NYG	RB	19	481	25.3	31	0
9	Blackshear	CAR	RB	27	679	25.1	43	0

2024 NATIONAL FOOTBALL LEAGUE

2024 NATIONAL FOOTBALL LEAGUE

NFL INTERCEPTION LEADERS

RANK	PLAYER	TEAM	POS	INT	YARDS	AVG	LONG	TD
1t	K. Joseph	DET	SAF	7	60	8.6	33	1
1t	McKinney	GB	SAF	7	111	15.9	48	0
3	Humphrey	BAL	CB	5	0	0.0	0	0
4t	Branch	DET	SAF	4	48	12.0	47	0
4t	*Bullock	HOU	SAF	4	28	7.0	28	0
4t	Jackson	PIT	CB	4	77	19.3	49	0
4t	*McCollough	LAR	DB	4	6	1.5	4t	1
4t	B. Murphy	MIN	CB	4	2	0.5	2	0
9t	Adebo	NO	CB	3	68	22.7	47	0
9t	*Bishop	PIT	CB	3	46	15.3	41	0
9t	Blankenship	PHI	SAF	3	1	0.3	1	0
9t	Bynum	MIN	SS	3	3	1.0	3	0
9t	Hooker	TEN	SAF	3	49	16.3	30	0
9t	*Kinchens	LAR	SAF	3	112	37.3	103t	1
9t	*Lassiter	HOU	CB	3	9	3.0	9	0
9t	Mathieu	NO	FS	3	29	9.7	23	0
9t	Molden	LAC	CB	3	28	9.3	25	0
9t	Surtain	DEN	CB	3	128	42.7	100t	1
19t	Alexander	GB	CB	2	52	26.0	35t	1
19t	Bates	ATL	SS	2	0	0.0	0	0
19t	Bernard	BUF	LB	2	1	0.5	1	0
19t	Bryant	SEA	CB	2	78	39.0	69t	1
19t	Conner	KC	DB	2	32	16.0	29	0
19t	Cross	IND	SAF	2	20	10.0	20	0
19t	Davis	DET	CB	2	0	0.0	0	0
19t	Diggs	DAL	CB	2	1	0.5	1	0
19t	Echols	NYJ	CB	2	0	0.0	0	0
19t	Gardner-Johnson	PHI	SAF	2	0	0.0	0	0
19t	Grugier-Hill	MIN	OLB	2	5	2.5	5	0
19t	Hamlin	BUF	SS	2	19	9.5	19	0
19t	Ingram	BUF	DB	2	56	28.0	31t	1
19t	A. Johnson	BUF	NT	2	9	4.5	5	0
19t	J. Johnson	CHI	CB	2	11	5.5	9	0
19t	Ta. Johnson	BUF	CB	2	23	11.5	23t	1
19t	B. Jones	DEN	SAF	2	74	37.0	37	0
19t	Jones	IND	DB	2	5	2.5	5	0
19t	Lenoir	SF	CB	2	33	16.5	33	0
19t	Love	SEA	FS	2	26	13.0	26	0
19t	McCollum	TB	CB	2	4	2.0	4	0
19t	Moehrig	LV	SAF	2	28	14.0	16	0
19t	Ramsey	MIA	CB	2	7	3.5	7	0
19t	Rapp	BUF	FS	2	5	2.5	5	0
19t	Smith	MIN	FS	2	0	0.0	0	0
19t	Stingley	HOU	CB	2	7	3.5	7	0
19t	Terrell	ATL	CB	2	1	0.5	1	0
19t	Van Ginkel	MIN	OLB	2	73	36.5	63t	2
19t	Ward	HOU	SAF	2	67	33.5	65t	1
19t	Warner	SF	MLB	2	70	35.0	45t	1
19t	G. Williams	ARI	CB	2	0	0.0	0	0
19t	Woods	CAR	FS	2	37	18.5	33	0
19t	Woolen	SEA	CB	2	4	2.0	4	0

2024 NATIONAL FOOTBALL LEAGUE

NFL SACK LEADERS

RANK	PLAYER	TEAM	POS	SACKS
1	Hendrickson	CIN	DE	11.5
2	Hunter	HOU	DE	10.5
3t	Bonitto	DEN	LB	10.0
3t	Garrett	CLE	DE	10.0
5	Anderson	HOU	DE	9.5
6t	Greenard	MIN	LB	9.0
6t	Lawrence	NYG	DT	9.0
6t	Van Ginkel	MIN	OLB	9.0
9	Fowler	WAS	LB	8.5
10t	McDonald	NYJ	DE	8.0
10t	Oweh	BAL	LB	8.0
10t	Van Noy	BAL	MLB	8.0
13t	Hutchinson	DET	DE	7.5
13t	Walker	JAX	DE	7.5
13t	Watt	PIT	OLB	7.5
16t	Bosa	SF	DE	7.0
16t	Cooper	DEN	LB	7.0
16t	P. Jones	MIN	LB	7.0
16t	Luvu	WAS	LB	7.0
16t	Sweat	PHI	LB	7.0
16t	Tuipulotu	LAC	LB	7.0
22t	Crosby	LV	DE	6.5
22t	Floyd	SF	DE	6.5
24t	Burns	NYG	LB	6.0
24t	*Fiske	LAR	DT	6.0
24t	D. Hall	SEA	LB	6.0
24t	Landry	TEN	LB	6.0
24t	Ojulari	NYG	LB	6.0
24t	Vea	TB	DT	6.0
24t	Quin. Williams	NYJ	NT	6.0
24t	Young	LAR	LB	6.0
32t	Bresee	NO	DT	5.5
32t	Paye	IND	DE	5.5
32t	Rousseau	BUF	DE	5.5
32t	Z. Smith	CLE-DET	DE	5.5
36t	Allen	DEN	DE	5.0
36t	Dupree	LAC	OLB	5.0
36t	Epenesa	BUF	DE	5.0
36t	Franklin-Myers	DEN	DE	5.0
36t	Ca. Heyward	PIT	DT	5.0
36t	Hines-Allen	JAX	DE	5.0
36t	Kancey	TB	DT	5.0
36t	Key	TEN	LB	5.0
36t	Madubuike	BAL	DT	5.0
36t	Mafe	SEA	LB	5.0
36t	Overshown	DAL	LB	5.0
36t	Parsons	DAL	LB	5.0
36t	Settle	HOU	DT	5.0
36t	Turner	LAR	DT	5.0
36t	White	NE	DE	5.0
36t	L. Williams	SEA	DE	5.0
36t	Williams	PHI	DT	5.0
36t	Wise	NE	DE	5.0

2024 NATIONAL FOOTBALL LEAGUE

NFL LEADERS IN FUMBLE RECOVERIES

RANK	PLAYER	TEAM	POS	TOTAL	OWN TEAM	OPP TEAM
1t	Mayfield	TB	QB	6	6	0
1t	Richardson	IND	QB	6	6	0
3	G. Smith	SEA	QB	5	5	0
4	L. Jackson	BAL	QB	4	4	0
5t	D. Elliott	PIT	DB	3	0	3
5t	Fields	PIT	QB	3	3	0
5t	Herbert	LAC	QB	3	3	0
5t	Mason	SF	RB	3	3	0
5t	Robinson	ATL	RB	3	3	0
5t	Rodgers	NYJ	QB	3	3	0
5t	Rush	DAL	QB	3	3	0
5t	Stafford	LAR	QB	3	3	0
5t	Stevenson	NE	RB	3	3	0
5t	Walker	SEA	RB	3	3	0
15t	Bitonio	CLE	OG	2	2	0
15t	Brissett	NE	QB	2	2	0
15t	K. Brooks	GB	DT	2	0	2
15t	Burrow	CIN	QB	2	2	0
15t	Byard	CHI	FS	2	0	2
15t	Carr	NO	QB	2	2	0
15t	Chinn	WAS	SAF	2	0	2
15t	Clark	GB	NT	2	0	2
15t	Collins	SF	DT	2	0	2
15t	Conklin	NYJ	TE	2	2	0
15t	Dalton	CAR	QB	2	2	0
15t	Davidson	NYG	DT	2	0	2
15t	Davis	DET	CB	2	0	2
15t	Dean	PHI	LB	2	0	2
15t	Edwards	HOU	DE	2	0	2
15t	*Fiske	LAR	DT	2	0	2
15t	Gay	NO	LB	2	0	2
15t	Goff	DET	QB	2	2	0
15t	Gordon	CHI	CB	2	0	2
15t	Hicks	CHI	SAF	2	0	2
15t	*Jackson	TEN	WR	2	2	0
15t	Jenkins	CHI	OT	2	2	0
15t	Jewell	CAR	ILB	2	0	2
15t	M. Jones	NE	CB	2	1	1
15t	Lammons	IND	DB	2	0	2
15t	Levis	TEN	QB	2	2	0
15t	Love	GB	QB	2	2	0
15t	Luvu	WAS	LB	2	0	2
15t	McBride	ARI	TE	2	2	0
15t	Melton	GB	WR	2	1	1
15t	Montgomery	DET	RB	2	2	0
15t	K. Murray	ARI	QB	2	2	0
15t	*Nix	DEN	QB	2	2	0
15t	Okereke	NYG	ILB	2	0	2
15t	Otton	TB	TE	2	2	0
15t	Pratt	CIN	LB	2	0	2
15t	Prescott	DAL	QB	2	2	0
15t	Rudolph	TEN	QB	2	2	0
15t	Simmons	TEN	DT	2	0	2
15t	Tolbert	DAL	WR	2	2	0
15t	Tuttle	CAR	DT	2	0	2

2024 NATIONAL FOOTBALL LEAGUE

NFL LEADERS IN FUMBLE RECOVERIES

RANK	PLAYER	TEAM	POS	TOTAL	OWN TEAM	OPP TEAM
15t	Wagner	WAS	MLB	2	0	2
15t	Warren	PIT	RB	2	2	0
15t	Watt	PIT	OLB	2	0	2
15t	Williams	BUF	LB	2	0	2
15t	Quin. Williams	NYJ	OLB	2	0	2
15t	L. Wilson	CIN	LB	2	0	2
15t	Wyatt	GB	DT	2	0	2
15t	Yiadam	SF	CB	2	1	1
15t	Zaccheaus	WAS	WR	2	2	0

2024 NATIONAL FOOTBALL LEAGUE

NFL LEADERS IN RECOVERIES OF FUMBLES BY OWN TEAM

RANK	PLAYER	TEAM	POS	REC	YARDS	AVG	LONG	TD
1t	Mayfield	TB	QB	6	0	0.0	0t	0
1t	Richardson	IND	QB	6	0	0.0	0t	0
3	G. Smith	SEA	QB	5	0	0.0	0t	0
4	L. Jackson	BAL	QB	4	-7	-1.8	0t	0
5t	Fields	PIT	QB	3	0	0.0	0t	0
5t	Herbert	LAC	QB	3	0	0.0	0t	0
5t	Mason	SF	RB	3	-2	-0.7	0t	0
5t	Robinson	ATL	RB	3	0	0.0	0t	0
5t	Rodgers	NYJ	QB	3	0	0.0	0t	0
5t	Rush	DAL	QB	3	0	0.0	0t	0
5t	Stafford	LAR	QB	3	0	0.0	0t	0
5t	Stevenson	NE	RB	3	0	0.0	0t	0
5t	Walker	SEA	RB	3	-3	-1.0	0t	0
14t	Bitonio	CLE	OG	2	0	0.0	0t	0
14t	Brissett	NE	QB	2	0	0.0	0t	0
14t	Burrow	CIN	QB	2	0	0.0	0t	0
14t	Carr	NO	QB	2	0	0.0	0t	0
14t	Conklin	NYJ	TE	2	-3	-1.5	0t	0
14t	Dalton	CAR	QB	2	0	0.0	0t	0
14t	Goff	DET	QB	2	0	0.0	0t	0
14t	*Jackson	TEN	WR	2	0	0.0	0t	0
14t	Jenkins	CHI	OT	2	0	0.0	0t	0
14t	Levis	TEN	QB	2	0	0.0	0t	0
14t	Love	GB	QB	2	0	0.0	0t	0
14t	McBride	ARI	TE	2	0	0.0	0t	1
14t	Montgomery	DET	RB	2	0	0.0	0t	0
14t	K. Murray	ARI	QB	2	0	0.0	0t	0
14t	*Nix	DEN	QB	2	0	0.0	0t	0
14t	Otton	TB	TE	2	0	0.0	0t	0
14t	Prescott	DAL	QB	2	0	0.0	0t	0
14t	Rudolph	TEN	QB	2	0	0.0	0t	0
14t	Tolbert	DAL	WR	2	0	0.0	0t	0
14t	Warren	PIT	RB	2	0	0.0	0t	0
14t	Zaccheaus	WAS	WR	2	0	0.0	0t	0

2024 NATIONAL FOOTBALL LEAGUE

NFL LEADERS IN RECOVERIES OF FUMBLES BY OPPOSING TEAM

RANK	PLAYER	TEAM	POS	REC	YARDS	AVG	LONG	TD
1	D. Elliott	PIT	DB	3	10	3.3	10	0
2t	K. Brooks	GB	DT	2	0	0.0	0t	0
2t	Byard	CHI	FS	2	0	0.0	0t	0
2t	Chinn	WAS	SAF	2	0	0.0	0t	0
2t	Clark	GB	NT	2	0	0.0	0t	0
2t	Collins	SF	DT	2	0	0.0	0t	0
2t	Davidson	NYG	DT	2	0	0.0	0t	0
2t	Davis	DET	CB	2	49	24.5	49	0
2t	Dean	PHI	LB	2	0	0.0	0t	0
2t	Edwards	HOU	DE	2	0	0.0	0t	0
2t	*Fiske	LAR	DT	2	8	4.0	8	0
2t	Gay	NO	LB	2	4	2.0	4	0
2t	Gordon	CHI	CB	2	0	0.0	0t	0
2t	Hicks	CHI	SAF	2	28	14.0	19	0
2t	Jewell	CAR	ILB	2	0	0.0	0t	0
2t	Lammons	IND	DB	2	3	1.5	3	0
2t	Luvu	WAS	LB	2	5	2.5	5	0
2t	Okereke	NYG	ILB	2	1	0.5	1	0
2t	Pratt	CIN	LB	2	9	4.5	9	0
2t	Simmons	TEN	DT	2	0	0.0	0t	0
2t	Tuttle	CAR	DT	2	0	0.0	0t	0
2t	Wagner	WAS	MLB	2	0	0.0	0t	0
2t	Watt	PIT	OLB	2	0	0.0	0t	0
2t	Williams	BUF	LB	2	0	0.0	0t	0
2t	Quin. Williams	NYJ	OLB	2	15	7.5	15	0
2t	L. Wilson	CIN	LB	2	10	5.0	10	0
2t	Wyatt	GB	DT	2	0	0.0	0t	0

2024 NATIONAL FOOTBALL LEAGUE

NFL OFFENSIVE RANKS

BAL	BUF	CIN	CLE	DEN	HOU	IND	JAX	KC	LAC	LV	MIA	NE	NYJ	PIT	TEN		ARI	ATL	CAR	CHI	DAL	DET	GB	LAR	MIN	NO	NYG	PHI	SEA	SF	TB	WAS
1	13	9	29	23	16	22	30	14	21	28	19	32	27	18	25	TotYd/G	15	8	31	26	20	2	5	17	10	11	24	3	12	4	7	6
1	10	11	32	21	20	15	18	19	16	29	22	31	24	23	27	TotYd/P	5	9	25	30	26	3	4	17	12	13	28	8	14	2	6	7
2	11	27	29	23	20	17	25	18	13	32	16	21	30	8	12	RusYd/G	6	14	24	22	31	4	3	26	15	9	19	1	28	7	10	5
1	17	25	30	18	19	12	11	24	20	32	23	15	22	27	16	RusAvg	3	13	10	21	31	8	7	29	26	9	14	2	28	5	4	6
3	13	1	21	22	15	24	27	12	20	16	19	32	18	26	30	PasYd/G	23	5	31	29	8	6	11	9	10	17	28	25	2	4	7	14
1	6	12	31	23	21	17	22	19	13	27	20	32	25	18	26	PasAvg	11	8	28	30	24	2	3	16	5	14	29	9	15	4	10	7
2	9	4	17	10	18	29	23	25	1	26	8	16	12	3	32	%PasInt	5	20	30	6	21	24	31	13	28	15	14	11	27	22	19	7
2	1	6	30	4	26	10	18	17	24	23	19	27	11	28	32	Sac/PasP	7	9	5	31	14	16	3	13	25	12	21	29	22	15	8	20
2	7t	10t	29	25	19	28	31	4	26	24	15	30	27	20	23	1D/G	16	14	32	22	17	1	13	7t	10t	21	18	5	10t	7t	3	6
3	9	5	32	21	22	23	30	1	16	24	10	26	13	15	28	3D Eff	11	20	27	29	25	4	19	31	12	14	17	7	18	6	2	8
6	1t	10t	10t	15t	7	15t	21t	3	4	25	32	13t	31	21t	26	4D Eff	27	5	28	8	29	13t	21t	9	17t	19	17t	12	21t	30	20	1t
11	8	31	15	6	27	14	1	16	7	26	17	2	21	10	28	PR Avg	13	18	22	20	3	4	25	24	30	5	32	12	29	23	19	9
26	14	13	31	11	9	7t	20	15	3	5	12	28	23	32	18	KR Avg	10	24t	27	6	2	1	19	22	30	17	24t	21	7t	29	16	4
15	19	6	5	21	22	7	1	8	20	2	27	4	13	23	12	GPunAvg	9	14	26	18	16	3	17	32	28	29	25	10	11	31	30	24
10	19	6	17	13	5	7	1	21	11	3	27	22	18	12	31	NPunAvg	4	28	15	23	20	2	8	29	24	25	26	9	14	32	30	16
2	3	6	30	19	12	21	25	10	18	26	24	31	27	14	28	Pts/G	16t	16t	29	22t	22t	1	8	20	9	11	32	7	15	13	4	5
28	16	30t	30t	13	22	14	7	11	8	9t	18	21	32	6	3t	FG%	12	29	5	24	19t	1	27	26	9t	2	23	25	19t	15	3t	17

NFL DEFENSIVE RANKS

BAL	BUF	CIN	CLE	DEN	HOU	IND	JAX	KC	LAC	LV	MIA	NE	NYJ	PIT	TEN		ARI	ATL	CAR	CHI	DAL	DET	GB	LAR	MIN	NO	NYG	PHI	SEA	SF	TB	WAS
24	15	23	21	3	5	28	32	4	13	14	7	22	8	9	2	TotYd/G	18	25	30	17	27	12	11	26	10	31	19	1	20	6	29	16
19	15	17	24	1	5	21	32	8	12	11	9	23	4	10	3	TotYd/P	16	22	29	25	30	14	13	27	7	31	28	2	18	6	26	20
2	13	21	24	6	10	27	26	3	15	14	9	18	22	4	8	RusYd/G	17	19	32	20	31	5	12	28	1	25	30	7	23	11	16	29
1	30	17	22	4	20	18	14	3	29	10	16	12	7	5	6	RusAvg	15	19	24	26	28	13	9	21	2	31	32	11	23	8	25	27
31	14	23	15t	9	5	27	32	18	10	12	8	22	2	17	1	PasYd/G	20	26	24	13	21	25	11	19	28	30	7	3	15t	6	29	4
23	8	20	26	2	3	25	32	15	6	12	9	27	5	14	4	PasAvg	18	22	30	24	31	11	16	29	10	28	17	1	13	7	21	19
23	4	21	31	14	1	15	26	20	12	25	17	29	30	5	22	%PasInt	19	18	24	10	11	3	6	8	2	9	32	16	13	7	27	28
13	20	30	5	4	3	22	28	27	6	29	26	21	2	23	19	Sac/PasP	14	32	31	12	10	25	16	11	8	24	1	7	18	15	17	9
27	17t	29	4	12	6	28	32	10t	5	17t	10t	21	16	1	2t	1D/G	25t	25t	31	8	22	14	15	24	7	23	9	2t	19t	13	30	19t
25	21	27	7	14	10	28	29	20	8	22	5	18	16	4	2	3D Eff	31	30	32	6	11	1	12	19	9	15	13	3	17	26	24	23
9	5	24t	20	13	16t	14t	26t	11t	28	30t	18t	1t	32	21t	30t	4D Eff	11t	6t	10	8	24t	4	16t	29	1t	3	21t	26t	6t	14t	21t	18t
9	14	12	30	10	1	19	17	23	18	25	24	28	15	2	31	PR Avg	20	26	8	21	27	3	11	13	4	7	22	6	16	32	29	5
19	29	9	17	11	12	24	27	25	21	4	3	8	2	15	32	KR Avg	31	16	7	22	6	30	10	28	18	5	14	23	1	26	20	13
12	25	32	16	21	30	10	18	24	26	19	27	3	11	20	14	GPunAvg	13	1	6	15	9	28	31	17	22	4	23	5	7	29	2	8
21	10	32	4	12	31	13	9	23	30	17	18	1	11	8	16	NPunAvg	22	3	7	19	14	6	28	20	26	2	29	15	25	27	5	24
23	7	28	22	3	15	16	30	9	1	29	11t	19	13	4	27	Pts/G	11t	25	32	8	31	2	10	26	5	20t	17	6	14	20t	24	18
16	20t	14	2	29t	27t	9	17	10t	1	26	13	8	15	7	23	FG%	29t	32	25	22	24	18t	20t	29t	3	6	18t	10t	10t	27t	4	5
8	2	18	26	9	13	21	30t	11	5	30t	20	25	23	6	27	PPG Diff	14	22	32	15	29	1	7	24	4	16t	28	3	16t	19	12	10
4	14	19	28	13	9	29	32	6	18	23	12	30	21	11	10	Yd/G Diff	16	15	31	25	27	3	5	22	8	26	24	1	17	2	20	7

***LAST WEEK'S
GAME BOOK***

National Football League Game Summary

NFL Copyright © 2024 by The National Football League. All rights reserved. This summary and play-by-play is for the express purpose of assisting media in their coverage of the game; any other use of this material is prohibited without the written permission of the National Football League.

Date: Monday, 11/25/2024

Baltimore Ravens at Los Angeles Chargers

Start Time: 5:15 PM PST

at SoFi Stadium, Inglewood, CA

Game Day Weather

Game Weather: Cloudy
Open Stadium on Matrix Turf

Temp: 62° F (16.7° C) Humidity: 74%, Wind: W 6 mph
Outdoor Weather: Cloudy

Officials

Referee: Cheffers, Carl (51)
Line Judge: Seeman, Jeff (45)
Back Judge: Hankins, Martin (133)

Umpire: Cruse, Brandon (22)
Field Judge: Hall, Eugene (103)
Replay Official: Shay, Kirt (0)

Down Judge: Carr, Mike (63)
Side Judge: Jones, Nathan (42)

Lineups

Baltimore Ravens

Los Angeles Chargers

Offense		Defense	
TE	89 M.Andrews	OLB	95 T.Robinson
LT	79 R.Stanley	DT	92 N.Madubuike
LG	65 P.Mekari	DT	98 T.Jones
C	64 T.Linderbaum	DL	96 B.Washington
RG	77 D.Faaele	WLB	23 T.Simpson
RT	70 R.Rosengarten	LB	54 K.Welch
TE	80 I.Likely	LB	40 M.Harrison
WR	7 R.Bateman	CB	21 B.Stephens
WR	4 Z.Flowers	CB	44 M.Humphrey
QB	8 L.Jackson	S	29 A.Washington
RB	22 D.Henry	S	14 K.Hamilton

Offense		Defense	
TE	42 T.Fisk	OLB	52 K.Mack
LT	70 R.Slater	DL	93 O.Ogbonnia
LG	77 Z.Johnson	DL	95 P.Ford
C	75 B.Bozeman	OLB	97 J.Bosa
RG	79 T.Pipkins	LB	0 D.Henley
RT	76 J.Alt	LB	43 T.Dye
WR	5 J.Palmer	CB	22 E.Molden
WR	1 Q.Johnston	CB	7 K.Fulton
QB	10 J.Herbert	CB	29 T.Still
FB	44 S.Matlock	S	3 D.James
RB	27 J.Dobbins	S	32 A.Gilman

Substitutions

Substitutions

CB 2 N.Wiggins, CB 5 J.Armour-Davis, K 9 J.Tucker, P 11 J.Stout, WR 15 N.Agholor, WR 16 T.Wallace, WR 18 D.Johnson, S 24 B.Brade, CB 25 T.White, S 32 M.Williams, RB 34 K.Mitchell, FB 42 P.Ricard, RB 43 J.Hill, LS 46 N.Moore, ILB 49 C.Board, OLB 50 A.Isaac, OLB 53 K.Van Noy, G 66 B.Cleveland, DL 69 J.Tupou, OL 72 A.Vorhees, OL 74 J.Jones, WR 81 D.Walker, TE 88 C.Kolar, DL 97 B.Urban, OLB 99 O.Oweh

RB 4 G.Edwards, K 11 C.Dicker, WR 12 D.Davis, WR 15 L.McConkey, P 16 J.Scott, S 23 T.Jefferson, RB 28 H.Haskins, LB 31 N.Niemann, DB 33 D.Leonard, DB 36 J.Taylor, CB 41 E.Apple, OLB 45 T.Tuipulotu, LS 47 J.Harris, OLB 48 B.Dupree, LB 50 C.Murphy, DL 56 M.Fox, LB 58 S.Quarterman, C 62 S.Mustipher, OL 68 J.Salyer, T 73 F.Sarell, TE 81 W.Dissly, TE 84 S.Smarrt, WR 89 J.Reagor, DT 90 T.Tart, DL 92 J.Eboigbe

Did Not Play

Did Not Play

QB 17 J.Johnson

QB 8 T.Heinicke

Not Active

Not Active

ILB 0 R.Smith, CB 10 A.Maulet, RB 26 R.Ali, S 28 S.Kane, C 61 N.Samac, OLB 90 D.Ojabo

3QB 2 E.Stick, LB 6 D.Perryman, WR 9 D.Chark, CB 20 C.Hart, RB 30 K.Vidal, OL 64 B.Jaimes, OL 71 J.McFadden

Field Goals (made () & missed)

Player	Made	Missed	OT	Total			
J.Tucker	(45)						
C.Dicker	(42)	(52)	(52)				
VISITOR:	Baltimore Ravens	0	14	3	13	0	30
HOME:	Los Angeles Chargers	7	6	3	7	0	23

Scoring Plays

Team	Qtr	Time	Play Description (Extra Point) (Drive Info)	Visitor	Home
Chargers	1	9:45	J.Herbert 5 yd. run (C.Dicker kick) (9-70, 5:15)	0	7
Chargers	2	11:26	C.Dicker 42 yd. Field Goal (11-40, 5:33)	0	10
Ravens	2	7:48	L.Jackson 10 yd. run (J.Tucker kick) (7-70, 3:38)	7	10
Ravens	2	0:24	R.Bateman 40 yd. pass from L.Jackson (J.Tucker kick) (8-93, 3:30)	14	10
Chargers	2	0:00	C.Dicker 52 yd. Field Goal (5-36, 0:24)	14	13
Ravens	3	9:29	J.Tucker 45 yd. Field Goal (10-43, 5:31)	17	13
Chargers	3	4:08	C.Dicker 52 yd. Field Goal (10-36, 5:21)	17	16
Ravens	4	12:32	M.Andrews 6 yd. pass from L.Jackson (pass failed) (14-70, 6:36)	23	16
Ravens	4	7:24	J.Hill 51 yd. run (J.Tucker kick) (6-72, 3:21)	30	16

National Football League Game Summary

NFL Copyright © 2024 by The National Football League. All rights reserved. This summary and play-by-play is for the express purpose of assisting media in their coverage of the game; any other use of this material is prohibited without the written permission of the National Football League.

Chargers 4 0:46 G.Edwards 1 yd. run (C.Dicker kick) (11-63, 2:22)
Paid Attendance: 70,240

30 23
Time: 3:02

Baltimore Ravens vs Los Angeles Chargers
11/25/2024 at SoFi Stadium

Final Team Statistics

	Visitor Ravens	Home Chargers
TOTAL FIRST DOWNS	19	19
By Rushing	12	7
By Passing	6	9
By Penalty	1	3
THIRD DOWN EFFICIENCY	8-15-53.3%	5-14-35.7%
FOURTH DOWN EFFICIENCY	3-3-100.0%	2-2-100.0%
TOTAL NET YARDS	389	285
Total Offensive Plays (inc. times thrown passing)	60	60
Average gain per offensive play	6.5	4.8
NET YARDS RUSHING	212	83
Total Rushing Plays	37	20
Average gain per rushing play	5.7	4.2
Tackles for a loss-number and yards	3-6	2-9
NET YARDS PASSING	177	202
Times thrown - yards lost attempting to pass	1-0	4-16
Gross yards passing	177	218
PASS ATTEMPTS-COMPLETIONS-HAD INTERCEPTED	22-16-0	36-21-0
Avg gain per pass play (inc.# thrown passing)	7.7	5.1
KICKOFFS Number-In End Zone-Touchbacks	6-6-5	5-4-4
PUNTS Number and Average	3-54.3	4-41.3
Had Blocked	0	0
FGs - PATs Had Blocked	0-0	0-0
Net Punting Average	48.0	41.3
TOTAL RETURN YARDAGE (Not Including Kickoffs)	0	19
No. and Yards Punt Returns	0-0	1-19
No. and Yards Kickoff Returns	0-0	1-46
No. and Yards Interception Returns	0-0	0-0
PENALTIES Number and Yards	9-102	7-62
FUMBLES Number and Lost	0-0	1-0
TOUCHDOWNS	4	2
Rushing	2	2
Passing	2	0
EXTRA POINTS Made-Attempts	3-4	2-2
Kicking Made-Attempts	3-3	2-2
Passing Made-Attempts	0-1	0-0
FIELD GOALS Made-Attempts	1-1	3-3
RED ZONE EFFICIENCY	2-2-100%	2-2-100%
GOAL TO GO EFFICIENCY	2-2-100%	2-2-100%
SAFETIES	0	0
FINAL SCORE	30	23
TIME OF POSSESSION	30:57	29:03

Baltimore Ravens vs Los Angeles Chargers
11/25/2024 at SoFi Stadium

Ball Possession And Drive Chart

Baltimore Ravens

#	Time Recd	Time Lost	Time Poss	How Ball Obtained	Drive Began	# Play	Yds Gain	Yds Pen	Net Yds	1st Down	Last Scrm	How Given Up
1	9:45	6:31	3:14	Kickoff	BLT 30	5	15	-15	0	1	BLT 30	Punt
2	2:57	1:59	0:58	Punt	BLT 16	3	5	0	5	0	BLT 21	Punt
3	11:26	7:48	3:38	Kickoff	BLT 30	7	75	-5	70	5	* LAC 10	Touchdown
4	3:54	0:24	3:30	Punt	BLT 7	8	81	12	93	4	LAC 40	Touchdown
5	15:00	9:29	5:31	Kickoff	BLT 30	10	43	0	43	2	LAC 27	Field Goal
6	4:08	12:32	6:36	Kickoff	BLT 30	14	80	-10	70	4	* LAC 6	Touchdown
7	10:45	7:24	3:21	Punt	BLT 28	6	72	0	72	2	BLT 49	Touchdown
8	6:31	3:08	3:23	Punt	BLT 9	6	20	-10	10	1	BLT 19	Punt
9	0:46	0:00	0:46	Kickoff	LAC 44	2	-2	0	-2	0	LAC 45	End of Game

(236) Average BLT 26

Los Angeles Chargers

#	Time Recd	Time Lost	Time Poss	How Ball Obtained	Drive Began	# Play	Yds Gain	Yds Pen	Net Yds	1st Down	Last Scrm	How Given Up
1	15:00	9:45	5:15	Kickoff	LAC 30	9	70	0	70	5	* BLT 5	Touchdown
2	6:31	2:57	3:34	Punt	LAC 13	6	28	-15	13	1	LAC 26	Punt
3	1:59	11:26	5:33	Punt	LAC 36	11	40	0	40	2	BLT 24	Field Goal
4	7:48	3:54	3:54	Kickoff	LAC 30	5	28	-10	18	1	LAC 48	Punt
5	0:24	0:00	0:24	Kickoff	LAC 30	5	36	0	36	2	BLT 34	Field Goal
6	9:29	4:08	5:21	Kickoff	LAC 30	10	46	-10	36	2	BLT 34	Field Goal
7	12:32	10:45	1:47	Kickoff	LAC 30	3	4	0	4	0	LAC 34	Punt
8	7:24	6:31	0:53	Kickoff	LAC 45	3	-8	15	7	1	BLT 48	Punt
9	3:08	0:46	2:22	Punt	LAC 37	11	41	22	63	5	* BLT 1	Touchdown

(281) Average LAC 31

* inside opponent's 20

Time of Possession by Quarter		1st	2nd	3rd	4th	OT	Total
Visitor	Baltimore Ravens	4:12	7:08	9:39	9:58		30:57
Home	Los Angeles Chargers	10:48	7:52	5:21	5:02		29:03
Kickoff Drive No.-Start Average		Ravens: 4 - BLT 30		Chargers: 6 - LAC 32			

First Quarter

Play By Play

BLT wins the coin toss and elects to defer. LAC elects to Receive, and BLT elects to defend the south goal.

J.Tucker kicks 65 yards from BLT 35 to end zone, Touchback to the LAC 30.

Los Angeles Chargers at 15:00

1-10-LAC 30	(15:00) (Shotgun) J.Dobbins up the middle to LAC 30 for no gain (M.Harrison; T.Jones).	
2-10-LAC 30	(14:17) (Shotgun) J.Herbert pass short left to L.McConkey to LAC 47 for 17 yards (M.Humphrey).	P1
<u>1-10-LAC 47</u>	(13:39) G.Edwards up the middle to BLT 45 for 8 yards (T.Simpson).	
2-2-BLT 45	(13:03) G.Edwards up the middle to BLT 41 for 4 yards (A.Washington).	R2
<u>1-10-BLT 41</u>	(12:26) (Shotgun) J.Herbert scrambles left end to BLT 37 for 4 yards (T.Simpson).	
2-6-BLT 37	(11:47) (Shotgun) J.Dobbins right tackle to BLT 25 for 12 yards (M.Humphrey).	R3
<u>1-10-BLT 25</u>	(11:05) (Shotgun) J.Herbert pass short middle to W.Dissly to BLT 7 for 18 yards (A.Washington).	P4
<u>1-7-BLT 7</u>	(10:31) (Shotgun) J.Dobbins up the middle to BLT 5 for 2 yards (M.Harrison; K.Van Noy).	
2-5-BLT 5	(9:52) (Shotgun) J.Herbert scrambles up the middle for 5 yards, TOUCHDOWN.	R5
	C.Dicker extra point is GOOD, Center-J.Harris, Holder-J.Scott.	

Timeout at 09:45.

BLT 0 LAC 7, 9 plays, 70 yards, 5:15 drive, 5:15 elapsed

C.Dicker kicks 65 yards from LAC 35 to end zone, Touchback to the BLT 30.

Baltimore Ravens at 9:45

1-10-BLT 30	(9:45) (Shotgun) L.Jackson left end to BLT 35 for 5 yards (K.Mack).	
2-5-BLT 35	(9:06) D.Henry up the middle to BLT 40 for 5 yards (O.Ogbonnia).	R1
<u>1-10-BLT 40</u>	(8:30) L.Jackson pass deep right to N.Agholor to LAC 43 for 17 yards (A.Gilman). <i>PENALTY on BLT-P.Ricard, Unnecessary Roughness, 15 yards, enforced at BLT 40 - No Play.</i>	
1-25-BLT 25	(8:03) (Shotgun) D.Henry left end to BLT 28 for 3 yards (K.Mack).	
2-22-BLT 28	(7:24) (Shotgun) L.Jackson pass short left to M.Andrews to BLT 30 for 2 yards (P.Ford).	
3-20-BLT 30	(6:43) (Shotgun) L.Jackson pass incomplete deep right [K.Mack].	
4-20-BLT 30	(6:37) J.Stout punts 57 yards to LAC 13, Center-N.Moore, out of bounds.	

Timeout at 06:31.

Los Angeles Chargers at 6:31

1-10-LAC 13	(6:31) (Shotgun) J.Herbert sacked at LAC 10 for -3 yards (O.Oweh).	
2-13-LAC 10	(5:45) J.Herbert pass incomplete short left to J.Dobbins.	
3-13-LAC 10	(5:42) (Shotgun) J.Herbert pass deep middle to L.McConkey to LAC 26 for 16 yards (N.Wiggins).	P6
<u>1-10-LAC 26</u>	(5:02) J.Dobbins right end to LAC 31 for 5 yards (M.Humphrey; C.Board). <i>PENALTY on LAC-Z.Johnson, Offensive Holding, 10 yards, enforced at LAC 26 - No Play.</i>	
1-20-LAC 16	(4:38) (Shotgun) J.Herbert pass short right to J.Dobbins to LAC 27 for 11 yards (A.Washington).	
2-9-LAC 27	(3:54) (Shotgun) J.Dobbins left end to LAC 31 for 4 yards (C.Board; M.Harrison).	
3-5-LAC 31	(3:09) (Shotgun) J.Herbert pass incomplete short right to J.Reagor (N.Wiggins).	
4-5-LAC 31	<i>(3:03) (Punt formation) PENALTY on LAC-T.Tuipulotu, False Start, 5 yards, enforced at LAC 31 - No Play.</i>	
4-10-LAC 26	(3:03) J.Scott punts 43 yards to BLT 31, Center-J.Harris, fair catch by T.Wallace. <i>PENALTY on BLT-N.Wiggins, Unnecessary Roughness, 15 yards, enforced at BLT 31.</i>	

Timeout at 02:57.

Baltimore Ravens at 2:57

1-10-BLT 16	(2:57) D.Henry right guard to BLT 21 for 5 yards (M.Fox).	
2-5-BLT 21	(2:22) (Shotgun) L.Jackson pass incomplete short left to Z.Flowers.	
3-5-BLT 21	(2:17) (Shotgun) L.Jackson pass incomplete deep right to D.Johnson.	
4-5-BLT 21	(2:11) J.Stout punts 62 yards to LAC 17, Center-N.Moore. D.Davis to LAC 36 for 19 yards (M.Harrison).	

Timeout at 01:59.

Los Angeles Chargers at 1:59

1-10-LAC 36	(1:59) (Shotgun) J.Herbert pass short middle to D.Davis pushed ob at LAC 39 for 3 yards (M.Harrison; B.Stephens).	
2-7-LAC 39	(1:18) J.Dobbins left guard to LAC 44 for 5 yards (B.Urban; M.Harrison).	
3-2-LAC 44	(:36) (Shotgun) J.Dobbins right tackle to BLT 39 for 17 yards (N.Wiggins).	R7

Baltimore Ravens vs Los Angeles Chargers at SoFi Stadium

END OF QUARTER

	Score	Time Poss	First Downs				Efficiencies	
			R	P	X	T	3 Down	4 Down
Baltimore Ravens	0	4:12	1	0	0	1	0/2	0/0
Los Angeles Chargers	7	10:48	4	3	0	7	2/3	0/0

Second Quarter

Play By Play

Los Angeles Chargers continued.

- 1-10-BLT 39 (15:00) (Shotgun) J.Herbert pass short left to J.Dobbins to BLT 34 for 5 yards (M.Harrison).
- 2-5-BLT 34 (14:21) G.Edwards up the middle to BLT 30 for 4 yards (T.Simpson).
- 3-1-BLT 30 (13:41) G.Edwards up the middle to BLT 30 for no gain (M.Harrison; T.Jones).
- 4-1-BLT 30 (13:04) G.Edwards right tackle to BLT 27 for 3 yards (K.Welch). R8
- ** Injury Update: LAC-E.Apple return is Questionable.
- 1-10-BLT 27 (12:21) J.Herbert pass short middle to J.Dobbins to BLT 24 for 3 yards (M.Harrison) [N.Madubuike].
- 2-7-BLT 24 (11:38) (Shotgun) J.Herbert pass incomplete deep right to Q.Johnston (N.Wiggins).
- 3-7-BLT 24 (11:34) (Shotgun) J.Herbert pass incomplete short left to J.Dobbins.
- 4-7-BLT 24 **(11:30) C.Dicker 42 yard field goal is GOOD, Center-J.Harris, Holder-J.Scott.**

Timeout at 11:26.

BLT 0 LAC 10, 11 plays, 40 yards, 5:33 drive, 3:34 elapsed

C.Dicker kicks 65 yards from LAC 35 to end zone, Touchback to the BLT 30.

Baltimore Ravens at 11:26

- 1-10-BLT 30 (11:26) D.Henry right tackle to BLT 49 for 19 yards (N.Niemann; T.Tuipulotu). R2
- 1-10-BLT 49 (10:44) D.Henry left tackle to LAC 37 for 14 yards (D.James; T.Still). R3
- 1-10-LAC 37 (10:08) J.Hill left end to LAC 32 for 5 yards (D.Henley).
- 2-5-LAC 32 (9:23) L.Jackson pass incomplete deep left to R.Bateman (A.Gilman).
- 3-5-LAC 32 (9:16) (Shotgun) L.Jackson pass short right to M.Andrews pushed ob at LAC 16 for 16 yards (E.Molden). P4
- 1-10-LAC 16 (8:39) D.Henry left tackle to LAC 5 for 11 yards (D.James; D.Henley). R5
- 1-5-LAC 5 (8:00) D.Henry right tackle for 5 yards, TOUCHDOWN NULLIFIED by Penalty.
PENALTY on BLT, Illegal Formation, 5 yards, enforced at LAC 5 - No Play.
- 1-10-LAC 10 **(7:55) (Shotgun) L.Jackson right end for 10 yards, TOUCHDOWN.** R6
J.Tucker extra point is GOOD, Center-N.Moore, Holder-J.Stout.

Timeout at 07:48.

BLT 7 LAC 10, 7 plays, 70 yards, 3:38 drive, 7:12 elapsed

J.Tucker kicks 65 yards from BLT 35 to end zone, Touchback to the LAC 30.

Los Angeles Chargers at 7:48

- 1-10-LAC 30 (7:48) (Shotgun) J.Herbert pass short left to D.Davis to LAC 31 for 1 yard (N.Madubuike; M.Humphrey).
- 2-9-LAC 31 (7:04) (Shotgun) J.Herbert pass short left to J.Palmer ran ob at LAC 41 for 10 yards. P9
- 1-10-LAC 41 (6:31) G.Edwards right tackle to LAC 41 for no gain (T.Jones; K.Hamilton).
- 2-10-LAC 41 (5:49) (Shotgun) J.Herbert pass short middle to W.Dissly to 50 for 9 yards (C.Board).
- 3-1-50 (5:09) (Shotgun) J.Dobbins up the middle to 50 for no gain (M.Harrison).
PENALTY on LAC-T.Fisk, Offensive Holding, 10 yards, enforced at 50 - No Play.
- 3-11-LAC 40 (4:43) (Shotgun) J.Herbert pass short right to L.McConkey to LAC 48 for 8 yards (C.Board).
- 4-3-LAC 48 (4:04) J.Scott punts 45 yards to BLT 7, Center-J.Harris, downed by LAC-D.Leonard.

Timeout at 03:54.

Baltimore Ravens at 3:54

- 1-10-BLT 7 (3:54) D.Henry right tackle to BLT 12 for 5 yards (P.Ford).
 - 2-5-BLT 12 (3:15) D.Henry right guard to BLT 16 for 4 yards (N.Niemann; J.Eboigbe).
 - 3-1-BLT 16 (2:43) D.Henry up the middle to BLT 16 for no gain (B.Dupree; P.Ford).
- Two-Minute Warning
- 4-1-BLT 16 (2:00) Direct snap to M.Andrews. M.Andrews up the middle to BLT 18 for 2 yards (N.Niemann; D.Henley). R7
 - 1-10-BLT 18 (1:30) (No Huddle, Shotgun) L.Jackson right end to BLT 17 for -1 yards (T.Tuipulotu).
 - 2-11-BLT 17 (1:06) (No Huddle, Shotgun) L.Jackson pass short right to J.Hill to BLT 26 for 9 yards (D.Henley).
 - 3-2-BLT 26 (:47) (No Huddle, Shotgun) L.Jackson pass short right to Z.Flowers ran ob at BLT 48 for 22 yards (E.Molden). P8
 - 1-10-BLT 48 (:37) (Shotgun) L.Jackson pass incomplete deep left to R.Bateman [T.Tart].
PENALTY on LAC-K.Fulton, Defensive Pass Interference, 12 yards, enforced at BLT 48 - No Play. X9
 - 1-10-LAC 40 **(:32) (Shotgun) L.Jackson pass deep left to R.Bateman for 40 yards, TOUCHDOWN.** P10
Penalty on LAC-K.Fulton, Defensive Pass Interference, declined.

Baltimore Ravens vs Los Angeles Chargers at SoFi Stadium

J.Tucker extra point is GOOD, Center-N.Moore, Holder-J.Stout.

BLT 14 LAC 10, 8 plays, 93 yards, 1 penalty, 3:30 drive, 14:36 elapsed

Baltimore Ravens

** Injury Update: LAC-J.Dobbins return is Questionable.

J.Tucker kicks 65 yards from BLT 35 to end zone, Touchback to the LAC 30.

Timeout #1 by BLT at 00:24.

Los Angeles Chargers at 0:24

1-10-LAC 30 (:24) J.Herbert scrambles right end ran ob at LAC 38 for 8 yards (M.Harrison).

2-2-LAC 38 (:17) (Shotgun) J.Herbert pass incomplete deep middle to J.Palmer.

3-2-LAC 38 (:11) (Shotgun) J.Herbert pass short right to J.Reagor pushed ob at LAC 49 for 11 yards (N.Wiggins). P10

Timeout #2 by BLT at 00:07.

1-10-LAC 49 (:07) (Shotgun) J.Herbert pass deep middle to J.Palmer to BLT 34 for 17 yards (N.Wiggins). P11

Timeout #1 by LAC at 00:02.

Timeout #3 by BLT at 00:02.

1-10-BLT 34 (:02) **C.Dicker 52 yard field goal is GOOD, Center-J.Harris, Holder-J.Scott.**

BLT 14 LAC 13, 5 plays, 36 yards, 0:24 drive, 15:00 elapsed

END OF QUARTER

	Score	Time Poss	First Downs				Efficiencies	
			R	P	X	T	3 Down	4 Down
Baltimore Ravens	14	7:08	5	3	1	9	2/3	1/1
Los Angeles Chargers	13	7:52	1	3	0	4	1/4	1/1

Third Quarter

Play By Play

BLT elects to Receive, and LAC elects to defend the North goal.

C.Dicker kicks 65 yards from LAC 35 to end zone, Touchback to the BLT 30.

Baltimore Ravens at 15:00

- 1-10-BLT 30 (15:00) D.Henry right tackle to BLT 33 for 3 yards (J.Bosa).
- 2-7-BLT 33 (14:22) (Shotgun) L.Jackson pass short left to J.Hill to BLT 31 for -2 yards (D.Henley, J.Taylor).
- 3-9-BLT 31 (13:42) (Shotgun) L.Jackson pass short right to M.Andrews to BLT 42 for 11 yards (J.Taylor; D.James). P11
- 1-10-BLT 42 (13:03) D.Henry left guard to BLT 45 for 3 yards (N.Niemann; D.Henley).
- 2-7-BLT 45 (12:25) D.Henry left end to BLT 42 for -3 yards (T.Tart).
- 3-10-BLT 42 (11:44) (Shotgun) L.Jackson pass deep right to Z.Flowers ran ob at LAC 33 for 25 yards. P12
- 1-10-LAC 33 (11:06) (Shotgun) L.Jackson pass incomplete deep left to Z.Flowers.
- 2-10-LAC 33 (10:57) (Shotgun) L.Jackson sacked at LAC 33 for 0 yards (D.James).
- 3-10-LAC 33 (10:15) (Shotgun) L.Jackson pass short middle to Z.Flowers to LAC 27 for 6 yards (E.Molden; K.Fulton).
- 4-4-LAC 27 **(9:33) J.Tucker 45 yard field goal is GOOD, Center-N.Moore, Holder-J.Stout.**

Timeout at 09:29.

BLT 17 LAC 13, 10 plays, 43 yards, 5:31 drive, 5:31 elapsed

J.Tucker kicks 65 yards from BLT 35 to end zone, Touchback to the LAC 30.

Los Angeles Chargers at 9:29

- 1-10-LAC 30 (9:29) J.Herbert pass short right to T.Fisk to LAC 37 for 7 yards (M.Harrison).
- 2-3-LAC 37 (8:52) G.Edwards left tackle to LAC 35 for -2 yards (M.Harrison).
- 3-5-LAC 35 (8:10) (Shotgun) J.Herbert pass short right to J.Palmer to LAC 46 for 11 yards (N.Wiggins) [T.Simpson]. P12
- 1-10-LAC 46 (7:33) (Shotgun) H.Haskins left tackle to LAC 49 for 3 yards (M.Harrison).
- 2-7-LAC 49 (6:54) (Shotgun) J.Herbert scrambles up the middle to BLT 46 for 5 yards (O.Oweh; M.Harrison).
- PENALTY on LAC-B.Bozeman, Offensive Holding, 10 yards, enforced at LAC 49 - No Play.*
- 2-17-LAC 39 (6:26) (Shotgun) J.Herbert pass short right to J.Reagor to LAC 48 for 9 yards (N.Wiggins).
- 3-8-LAC 48 (5:43) (Shotgun) J.Herbert pass short left to L.McConkey to BLT 33 for 19 yards (K.Hamilton). P13
- 1-10-BLT 33 (5:00) (Shotgun) J.Herbert sacked at BLT 34 for -1 yards (J.Tupou).
- 2-11-BLT 34 (4:19) (Shotgun) J.Herbert pass incomplete short left to G.Edwards [M.Humphrey].
- 3-11-BLT 34 (4:16) (Shotgun) J.Herbert pass incomplete short right to J.Reagor.
- 4-11-BLT 34 **(4:12) C.Dicker 52 yard field goal is GOOD, Center-J.Harris, Holder-J.Scott.**

Timeout at 04:08.

BLT 17 LAC 16, 10 plays, 36 yards, 5:21 drive, 10:52 elapsed

C.Dicker kicks 65 yards from LAC 35 to end zone, Touchback to the BLT 30.

Baltimore Ravens at 4:08

**** Injury Update: LAC-E.Apple is Out of the game.**

- 1-10-BLT 30 (4:08) L.Jackson pass short middle to C.Kolar to BLT 36 for 6 yards (D.Henley).
- 2-4-BLT 36 (3:34) D.Henry left tackle to BLT 39 for 3 yards (T.Dye).
- 3-1-BLT 39 (3:13) (No Huddle, Shotgun) L.Jackson left end to BLT 39 for no gain (K.Mack).
- 4-1-BLT 39 (2:38) D.Henry left guard pushed ob at LAC 34 for 27 yards (D.Henley; T.Still). R13
- 1-10-LAC 34 (1:56) J.Hill right guard to LAC 30 for 4 yards (N.Niemann).
- PENALTY on BLT-P.Mekari, Offensive Holding, 10 yards, enforced at LAC 33.*
- 1-19-LAC 43 (1:35) L.Jackson pass short left to T.Wallace to LAC 28 for 15 yards (D.James; T.Still).
- 2-4-LAC 28 (:51) D.Henry left tackle to LAC 28 for no gain (P.Ford).
- 3-4-LAC 28 (:13) L.Jackson pass short left to R.Bateman to LAC 25 for 3 yards (T.Still).

END OF QUARTER

	Score	Time Poss	First Downs				Efficiencies	
			R	P	X	T	3 Down	4 Down
Baltimore Ravens	17	9:39	1	2	0	3	2/5	1/1
Los Angeles Chargers	16	5:21	0	2	0	2	2/3	0/0

Fourth Quarter

11/25/2024

Play By Play

Baltimore Ravens continued.

- 4-1-LAC 25 (15:00) D.Henry up the middle to LAC 23 for 2 yards (N.Niemann). R14
- 1-10-LAC 23 (14:20) (Shotgun) L.Jackson pass short right to Z.Flowers to LAC 19 for 4 yards (T.Still).
- 2-6-LAC 19 (13:48) D.Henry left tackle to LAC 10 for 9 yards (T.Still, E.Molden). R15
- 1-10-LAC 10 (13:19) D.Henry right tackle to LAC 6 for 4 yards (T.Tart).
- 2-6-LAC 6 (12:44) (Shotgun) L.Jackson pass incomplete short left to Z.Flowers (E.Molden).
- 3-6-LAC 6 **(12:36) (Shotgun) L.Jackson pass short middle to M.Andrews for 6 yards, TOUCHDOWN.** P16
- TWO-POINT CONVERSION ATTEMPT. L.Jackson pass to Z.Flowers is incomplete. ATTEMPT FAILS.

Timeout at 12:32.

BLT 23 LAC 16, 14 plays, 70 yards, 6:36 drive, 2:28 elapsed

J.Tucker kicks 65 yards from BLT 35 to end zone, Touchback to the LAC 30.

Timeout at 12:32.

Los Angeles Chargers at 12:32

**** Injury Update: LAC-J.Dobbins is Out of the game.**

- 1-10-LAC 30 (12:32) G.Edwards left end to LAC 23 for -7 yards (K.Hamilton).
- 2-17-LAC 23 (11:47) (Shotgun) J.Herbert pass short middle to W.Dissly to LAC 34 for 11 yards (T.White).
- 3-6-LAC 34 (11:03) (Shotgun) J.Herbert pass incomplete deep right to J.Palmer.
- Penalty on BLT-T.White, Defensive Pass Interference, offsetting, enforced at LAC 34 - No Play.*
- Penalty on LAC-T.Pipkins, Offensive Holding, offsetting.*
- 3-6-LAC 34 (10:56) (Shotgun) J.Herbert pass incomplete short right to Q.Johnston.
- 4-6-LAC 34 (10:52) J.Scott punts 38 yards to BLT 28, Center-J.Harris, out of bounds.

Timeout at 10:45.

Baltimore Ravens at 10:45

- 1-10-BLT 28 (10:45) L.Jackson pass short right to M.Andrews to BLT 37 for 9 yards (D.James).
- 2-1-BLT 37 (10:04) D.Henry right tackle to BLT 37 for no gain (J.Bosa, P.Ford).
- 3-1-BLT 37 (9:24) D.Henry left end pushed ob at BLT 42 for 5 yards (T.Still). R17
- 1-10-BLT 42 (8:50) (Shotgun) L.Jackson left tackle to BLT 44 for 2 yards (T.Dye; K.Mack).
- 2-8-BLT 44 (8:11) (Shotgun) L.Jackson pass short right to Z.Flowers to BLT 49 for 5 yards (T.Dye).
- 3-3-BLT 49 **(7:34) (Shotgun) J.Hill left end for 51 yards, TOUCHDOWN. LAC-A.Gilman was injured during the play.** R18
- J.Tucker extra point is GOOD, Center-N.Moore, Holder-J.Stout.

Timeout at 07:24.

BLT 30 LAC 16, 6 plays, 72 yards, 3:21 drive, 7:36 elapsed

J.Tucker kicks 66 yards from BLT 35 to LAC -1. D.Davis pushed ob at LAC 45 for 46 yards (J.Tucker).

Los Angeles Chargers at 7:24, (1st play from scrimmage 7:16)

- 1-10-LAC 45 (7:16) (Shotgun) J.Herbert pass incomplete short right to L.McConkey. X14
- PENALTY on BLT-M.Humphrey, Defensive Pass Interference, 15 yards, enforced at LAC 45 - No Play.*
- 1-10-BLT 40 (7:10) (No Huddle, Shotgun) J.Herbert pass incomplete deep right to J.Palmer.
- 2-10-BLT 40 (7:05) (Shotgun) J.Herbert sacked at BLT 48 for -8 yards (K.Van Noy). FUMBLES (K.Van Noy) [K.Van Noy], and recovers at BLT 48.
- Penalty on LAC-R.Slater, Offensive Holding, declined.*
- 3-18-BLT 48 (6:46) (Shotgun) J.Herbert pass incomplete deep left to J.Palmer.
- 4-18-BLT 48 (6:39) J.Scott punts 39 yards to BLT 9, Center-J.Harris, downed by LAC-J.Taylor.

Timeout at 06:31.

Baltimore Ravens at 6:31

- 1-10-BLT 9 (6:31) D.Henry left end to BLT 14 for 5 yards (D.Henley; B.Dupree).
- 2-5-BLT 14 (5:45) D.Henry left tackle to BLT 18 for 4 yards (K.Fulton; D.Henley).
- 3-1-BLT 18 (4:59) D.Henry right guard to BLT 24 for 6 yards (N.Niemann). R19
- 1-10-BLT 24 (4:13) D.Henry right guard to BLT 30 for 6 yards (S.Matlock; J.Bosa).
- 2-4-BLT 30 (3:27) J.Hill left guard to BLT 33 for 3 yards (D.Henley).
- PENALTY on BLT-T.Linderbaum, Offensive Holding, 10 yards, enforced at BLT 30 - No Play.*
- 2-14-BLT 20 (3:23) (Shotgun) L.Jackson up the middle to BLT 21 for 1 yard (N.Niemann).
- Timeout #1 by LAC at 03:18.

Baltimore Ravens vs Los Angeles Chargers at SoFi Stadium

3-13-BLT 21 (3:18) J.Hill right guard to BLT 19 for -2 yards (J.Bosa).

Timeout #2 by LAC at 03:14.

4-15-BLT 19 (3:14) J.Stout punts 44 yards to LAC 37, Center-N.Moore, fair catch by D.Davis.

Timeout at 03:08.

Los Angeles Chargers at 3:08

1-10-LAC 37 (3:08) (Shotgun) J.Herbert sacked at LAC 34 for -3 yards (O.Oweh).
PENALTY on BLT-O.Oweh, Defensive Offside, 5 yards, enforced at LAC 37 - No Play.

1-5-LAC 42 (3:03) (Shotgun) J.Herbert pass incomplete short right to Q.Johnston.

2-5-LAC 42 (2:58) (No Huddle, Shotgun) J.Herbert pass incomplete short left to Q.Johnston (T.White).

3-5-LAC 42 (2:53) (Shotgun) J.Herbert sacked at LAC 38 for -4 yards (B.Stephens).

4-9-LAC 38 (2:10) (Shotgun) J.Herbert pass deep right to L.McConkey to BLT 44 for 18 yards (A.Washington). P15

Two-Minute Warning

1-10-BLT 44 (2:00) (Shotgun) J.Herbert pass incomplete deep left to J.Palmer (M.Humphrey).

2-10-BLT 44 (1:55) (Shotgun) J.Herbert scrambles left end ran ob at BLT 32 for 12 yards (M.Humphrey).

PENALTY on LAC-J.Alt, Offensive Holding, 10 yards, enforced at BLT 44 - No Play.

2-20-LAC 46 (1:44) (Shotgun) J.Herbert pass short left to W.Dissly pushed ob at BLT 45 for 9 yards (T.White).

Timeout #1 by BLT at 01:38.

3-11-BLT 45 (1:38) (Shotgun) J.Herbert pass short right to L.McConkey to BLT 40 for 5 yards (J.Armour-Davis).

Timeout #3 by LAC at 01:29.

4-6-BLT 40 (1:29) (Shotgun) J.Herbert pass incomplete short right to J.Palmer.

PENALTY on BLT-M.Humphrey, Defensive Pass Interference, 12 yards, enforced at BLT 40 - No Play. X16

1-10-BLT 28 (1:25) (Shotgun) J.Herbert scrambles left end to BLT 16 for 12 yards (T.White; C.Board). R17

1-10-BLT 16 (1:03) (No Huddle, Shotgun) J.Herbert pass incomplete deep right to J.Palmer (J.Armour-Davis).

2-10-BLT 16 (:58) (Shotgun) J.Herbert pass incomplete short left to Q.Johnston.

3-10-BLT 16 (:54) (Shotgun) J.Herbert pass incomplete deep right to J.Palmer.

PENALTY on BLT-J.Armour-Davis, Defensive Pass Interference, 15 yards, enforced at BLT 16 - No Play. X18

1-1-BLT 1 (:50) (Shotgun) **G.Edwards left guard for 1 yard, TOUCHDOWN.** R19

(Kick formation) PENALTY on LAC, Delay of Game, 5 yards, enforced at BLT 15 - No Play.

C.Dicker extra point is GOOD, Center-J.Harris, Holder-J.Scott.

BLT 30 LAC 23, 11 plays, 63 yards, 3 penalties, 2:22 drive, 14:14 elapsed
--

C.Dicker kicks onside 9 yards from LAC 35 to LAC 44. I.Likely (didn't try to advance) to LAC 44 for no gain.

Baltimore Ravens at 0:46, (1st play from scrimmage 0:45)

1-10-LAC 44 (:45) L.Jackson kneels to LAC 45 for -1 yards.

2-11-LAC 45 (:18) L.Jackson kneels to LAC 46 for -1 yards.

END OF QUARTER

	Score	Time Poss	First Downs				Efficiencies	
			R	P	X	T	3 Down	4 Down
Baltimore Ravens	30	9:58	5	1	0	6	4/5	1/1
Los Angeles Chargers	23	5:02	2	1	3	6	0/4	1/1

Miscellaneous Statistics Report

Baltimore Ravens vs Los Angeles Chargers
11/25/2024 at SoFi Stadium

Ten Longest Plays for Baltimore Ravens

Yards	Qtr	Play Start	Play Description
51	4	3-3-BLT 49	(7:34) (Shotgun) J.Hill left end for 51 yards, TOUCHDOWN. LAC-A.Gilman was injured during the play.
40	2	1-10-LAC 40	(:32) (Shotgun) L.Jackson pass deep left to R.Bateman for 40 yards, TOUCHDOWN. Penalty on LAC-K.Fulton, Defensive Pass Interference, declined.
27	3	4-1-BLT 39	(2:38) D.Henry left guard pushed ob at LAC 34 for 27 yards (D.Henley; T.Still).
25	3	3-10-BLT 42	(11:44) (Shotgun) L.Jackson pass deep right to Z.Flowers ran ob at LAC 33 for 25 yards.
22	2	3-2-BLT 26	(:47) (No Huddle, Shotgun) L.Jackson pass short right to Z.Flowers ran ob at BLT 48 for 22 yards (E.Molden).
19	2	1-10-BLT 30	(11:26) D.Henry right tackle to BLT 49 for 19 yards (N.Niemann; T.Tuipulotu).
16	2	3-5-LAC 32	(9:16) (Shotgun) L.Jackson pass short right to M.Andrews pushed ob at LAC 16 for 16 yards (E.Molden).
15	3	1-19-LAC 43	(1:35) L.Jackson pass short left to T.Wallace to LAC 28 for 15 yards (D.James; T.Still).
14	2	1-10-BLT 49	(10:44) D.Henry left tackle to LAC 37 for 14 yards (D.James; T.Still).
11	2	1-10-LAC 16	(8:39) D.Henry right tackle to LAC 5 for 11 yards (D.James; D.Henley).

Ten Longest Plays for Los Angeles Chargers

Yards	Qtr	Play Start	Play Description
19	3	3-8-LAC 48	(5:43) (Shotgun) J.Herbert pass short left to L.McConkey to BLT 33 for 19 yards (K.Hamilton).
18	1	1-10-BLT 25	(11:05) (Shotgun) J.Herbert pass short middle to W.Dissy to BLT 7 for 18 yards (A.Washington).
18	4	4-9-LAC 38	(2:10) (Shotgun) J.Herbert pass deep right to L.McConkey to BLT 44 for 18 yards (A.Washington).
17	1	2-10-LAC 30	(14:17) (Shotgun) J.Herbert pass short left to L.McConkey to LAC 47 for 17 yards (M.Humphrey).
17	1	3-2-LAC 44	(:36) (Shotgun) J.Dobbins right tackle to BLT 39 for 17 yards (N.Wiggins).
17	2	1-10-LAC 49	(:07) (Shotgun) J.Herbert pass deep middle to J.Palmer to BLT 34 for 17 yards (N.Wiggins).
16	1	3-13-LAC 10	(5:42) (Shotgun) J.Herbert pass deep middle to L.McConkey to LAC 26 for 16 yards (N.Wiggins).
12	1	2-6-BLT 37	(11:47) (Shotgun) J.Dobbins right tackle to BLT 25 for 12 yards (M.Humphrey).
12	4	1-10-BLT 28	(1:25) (Shotgun) J.Herbert scrambles left end to BLT 16 for 12 yards (T.White; C.Board).
11	1	1-20-LAC 16	(4:38) (Shotgun) J.Herbert pass short right to J.Dobbins to LAC 27 for 11 yards (A.Washington).

Touchdown Scoring Information

		Offense	Defense	Special Teams
VISITOR	Baltimore Ravens	4	0	0
HOME	Los Angeles Chargers	2	0	0

Player Scoring Information

Club	Player	TD	Rush TD	Rec TD	KO TD	Punt TD	Int TD	Fum TD	Misc TD	FG	XP	2Pt Rush	2Pt Rec	Sfty	Points
BLT	J.Hill	0	1	0	0	0	0	0	0	0	0	0	0	0	6
BLT	L.Jackson	0	1	0	0	0	0	0	0	0	0	0	0	0	6
BLT	M.Andrews	0	0	1	0	0	0	0	0	0	0	0	0	0	6
BLT	R.Bateman	0	0	1	0	0	0	0	0	0	0	0	0	0	6
BLT	J.Tucker	0	0	0	0	0	0	0	0	1	3	0	0	0	6
LAC	C.Dicker	0	0	0	0	0	0	0	0	3	2	0	0	0	11
LAC	J.Herbert	0	1	0	0	0	0	0	0	0	0	0	0	0	6
LAC	G.Edwards	0	1	0	0	0	0	0	0	0	0	0	0	0	6

Possession Detail

	First Half		Second Half		Game	
	Visitor	Home	Visitor	Home	Visitor	Home
Largest Lead	4	10	14	0	14	10
Drives Leading	0	3	5	0	5	3
Time of Possession Leading	0:00	13:01	19:37	0:00	19:37	13:01
Largest Deficit	-10	-4	0	-14	-10	-14
Drives Trailing	4	1	0	4	4	5
Time of Possession Trailing	11:20	0:24	0:00	10:23	11:20	10:47
Times Score Tied Up		0		0		0
Lead Changes		2		0		2

Playtime Percentage

Percent of playtime per player on offense, defense and special teams (Unofficial)

Baltimore Ravens

Los Angeles Chargers

		Offense	Defense	Special Teams				Offense	Defense	Special Teams			
D.Faalele	T	65	100%	4	15%	J.Alt	T	69	100%	5	19%		
P.Mekari	G	65	100%	4	15%	R.Slater	T	69	100%	5	19%		
R.Rosengarten	T	65	100%			Z.Johnson	G	69	100%	5	19%		
R.Stanley	T	65	100%			J.Herbert	QB	69	100%				
T.Linderbaum	C	65	100%			B.Bozeman	C	69	100%				
L.Jackson	QB	65	100%			T.Pipkins	T	67	97%	5	19%		
Z.Flowers	WR	50	77%	1	4%	L.McConkey	WR	59	86%				
D.Henry	RB	39	60%			J.Palmer	WR	57	83%				
R.Bateman	WR	37	57%			W.Dissly	TE	52	75%				
I.Likely	TE	35	54%	1	4%	Q.Johnston	WR	45	65%				
P.Ricard	FB	35	54%			H.Haskins	RB	31	45%	17	63%		
C.Kolar	TE	32	49%	22	81%	J.Reagor	WR	21	30%	6	22%		
N.Agholor	WR	29	45%			J.Dobbins	RB	21	30%				
M.Andrews	TE	27	42%	1	4%	T.Fisk	TE	18	26%	10	37%		
J.Hill	RB	26	40%	5	19%	G.Edwards	RB	16	23%				
T.Wallace	WR	7	11%	18	67%	S.Matlock	FB	15	22%	13	20%		
D.Johnson	WR	6	9%			D.Davis	WR	7	10%	9	33%		
D.Walker	WR	2	3%	12	44%	S.Smartt	TE	3	4%	10	37%		
A.Washington	FS		69	100%	8	30%	J.Salyer	G	2	3%	5	19%	
K.Hamilton	SS		69	100%	2	7%	D.Henley	LB		65	100%	9	33%
M.Humphrey	CB		65	94%	1	4%	D.James	SS		65	100%		
N.Madubuike	DT		58	84%	1	4%	K.Fulton	CB		64	98%		
B.Stephens	FS		54	78%	1	4%	T.Still	CB		63	97%	6	22%
N.Wiggins	CB		52	75%	11	41%	E.Molden	CB		54	83%	10	37%
M.Harrison	LB		50	72%	23	85%	T.Tuipulotu	DE		50	77%	18	67%
T.Robinson	LB		42	61%	11	41%	A.Gilman	SS		44	68%		
O.Oweh	LB		38	55%	1	4%	O.Ogbonnia	DT		41	63%	4	15%
C.Board	LB		37	54%	23	85%	J.Bosa	DE		38	58%		
T.White	CB		36	52%	1	4%	M.Fox	DT		36	55%	4	15%
B.Washington	DE		35	51%	6	22%	P.Ford	DE		34	52%	4	15%
T.Jones	DT		34	49%	4	15%	N.Niemann	LB		32	49%	22	81%
K.Van Noy	LB		33	48%			K.Mack	DE		28	43%		
T.Simpson	LB		30	43%	7	26%	T.Tart	DT		26	40%	4	15%
A.Isaac	LB		14	20%	18	67%	B.Dupree	LB		20	31%		
J.Tupou	NT		13	19%	1	4%	T.Dye	LB		17	26%	22	81%
J.Armour-Davis	CB		10	14%	19	70%	J.Taylor	CB		14	22%	16	59%
B.Urban	DE		10	14%	6	22%	J.Eboigbe	DE		10	15%	5	19%
K.Welch	LB		9	13%	22	81%	D.Leonard	CB		1	2%	18	67%
M.Williams	FS		1	1%			S.Quarterman	LB			18	67%	
B.Brade	FS				19	70%	C.Dicker	K			10	37%	
J.Tucker	K				10	37%	J.Harris	LS			9	33%	
J.Stout	P				7	26%	J.Scott	P			9	33%	
K.Mitchell	RB				7	26%	T.Jefferson	SS			6	22%	
N.Moore	LS				7	26%	S.Mustipher	C			5	19%	
B.Cleveland	G				4	15%							

A.Vorhees	G	4	15%	F.Sarell	T	5	19%
J.Jones	G	4	15%	C.Murphy	LB	3	11%
				E.Apple	CB	2	7%