




GAME 2

WEEKLY RELEASE



SEPTEMBER 17, 2023



TENNESSEE TITANS

PRESS RELEASE

ASCENSION SAINT THOMAS SPORTS PARK | 460 Great Circle Road | Nashville, TN 37228 | 615-565-4100 | TennesseeTitans.com | @Titans

ROBBIE BOHREN Vice President of Football Communications | **DWIGHT SPRADLIN** Director of Football Communications
JARED PUFFER Associate Director of Football Communications | **KAYLEE CONNORS** Coordinator of Football Communications

FOR IMMEDIATE RELEASE

SEPTEMBER 11, 2023



TITANS HOST CHARGERS IN HOME OPENER



Tennessee Titans (0-1) vs. Los Angeles Chargers (0-1)

Sunday, Sept. 17, 2023 • Noon CDT • Nissan Stadium • Nashville, Tenn. • TV: CBS

NASHVILLE — The Tennessee Titans (0-1) play their first home game of the regular season this week against the Los Angeles Chargers (0-1). The contest will be the 200th combined regular season and postseason game at Nissan Stadium (69,143), which opened in 1999 and begins its 25th season as the home of the Titans. Kickoff is scheduled for noon CDT on Sunday, Sept. 17.

The Titans and Chargers will renew their rivalry for the second consecutive season and for the fourth time since **Mike Vrabel** was hired as head coach by the Titans in 2018. The Chargers won two of the three previous battles, including a 2018 matchup in London and last season's contest at SoFi Stadium. The Titans won the most recent game at Nissan Stadium, a memorable 23-20 finish in 2019 that also marked quarterback **Ryan Tannehill's** first start for the team and defensive tackle **Jeffery Simmons'** first NFL game.

THE BROADCAST

The contest will be regionally televised on CBS, including Nashville affiliate WTVF NewsChannel 5, as well as on Paramount+ in the Nashville market. The broadcast team includes play-by-play announcer **Tom McCarthy**, analysts **James Lofton** and **Jay Feely**, and reporter **Tiffany Blackmon**.

Fans in Nashville can stream live Titans games on mobile devices with NFL+, which offers [access to local games and all primetime games on phones and tablets](#). More information on ways to watch NFL games [can be found here](#).

The Titans Radio Network and Nashville flagship 104.5 The Zone carry all Titans games across the Mid-South with the "Voice of the Titans" **Mike Keith**, analyst **Dave McGinnis**, sideline reporter **Ramon Foster** and gameday host **Rhett Bryan**.

LAST WEEK AT NEW ORLEANS

The Titans launched their regular season last week with a trip to New Orleans and fell by a final score of 16-15. kicker **Nick Folk** provided the only scoring of the day for the Titans, connecting on five field goals. The Saints' one touchdown against the Titans defense, a 19-yard touchdown pass from **Derek Carr** to wide receiver **Rashid Shaheed**, broke a 9-9 tie in the third quarter and proved to be the difference in the contest.

Running back **Derrick Henry** recorded a game-high 119 scrimmage yards, including 63 yards on the ground and 56 yards as a receiver. It was his 43rd career game with at least 100 scrimmage yards. He needs 177 more rushing yards to pass **Earl Campbell** (8,574) for second place on the team's all-time rushing list behind **Eddie George** (10,009).

The Titans defense accumulated four sacks—all in the first half. Defensive lineman **Denico Autry** and outside linebacker **Arden Key** shared the team lead with 1.5 sacks apiece. Additionally, the Titans defense allowed only 69 rushing yards against the Saints to record the team's seventh consecutive game dating back to last season without allowing 100 total rushing yards, which is the longest active streak of its kind in the NFL.

Tennessee used 22 players who appeared in their first game in a Titans uniform. That total included six offensive starters (tight end **Trevon Wesco**, left tackle **Andre Dillard**, left guard **Peter Skoronski**, right guard **Daniel Brunskill**, right tackle **Chris Hubbard** and wide receiver **DeAndre Hopkins**) and a pair of defensive starters (linebacker **Azeez Al-Shaair** and cornerback **Sean Murphy-Bunting**). The number did not include four additional rookies who were inactive.

THE CHARGERS

The Chargers hosted the Miami Dolphins in Week 1. Despite the Chargers rushing for 234 yards and three touchdowns, including **Austin Ekeler's** 117 yards and a score, the Dolphins prevailed by a final score of 36-34.

Chargers quarterback **Justin Herbert** is in his fourth NFL campaign. In 2022, he became the only player in NFL history to begin a career with 4,000-plus passing yards in each of his first three seasons and joined **Peyton Manning** as the only players in NFL history to throw at least 25 passing touchdowns in each of his first three seasons. Last week against the Dolphins, Herbert passed for 228 yards and a touchdown.

Head coach **Brandon Staley** is in his third season leading the Chargers. In 2022, his club went 10-7 during the regular season to qualify for the playoffs for the first time since 2018. The Chargers ranked ninth overall on offense and third in passing offense. On the other side of the ball, they were 20th overall on defense and seventh in passing defense.

2023 TITANS SCHEDULE

REGULAR SEASON

Day	Date	Opponent	Result/ Kickoff	Score/TV
Sun	9/10	at New Orleans	L	15-16
Sun	9/17	L.A. CHARGERS	Noon	CBS
Sun	9/24	at Cleveland	Noon	CBS
Sun	10/1	CINCINNATI	Noon	FOX
Sun	10/8	at Indianapolis	Noon*	CBS
Sun	10/15	BALTIMORE (London)	8:30 a.m.	NFLN
Sun	10/22	BYE		
Sun	10/29	ATLANTA	Noon*	CBS
Thu	11/2	at Pittsburgh	7:15 p.m.	Prime Video
Sun	11/12	at Tampa Bay	Noon*	CBS
Sun	11/19	at Jacksonville	Noon*	CBS
Sun	11/26	CAROLINA	Noon*	FOX
Sun	12/3	INDIANAPOLIS	Noon*	CBS
Mon	12/11	at Miami	7:15 p.m.*	ESPN
Sun	12/17	HOUSTON	Noon*	CBS
Sun	12/24	SEATTLE	Noon*	CBS
Sun	12/31	at Houston	Noon*	FOX
Sat/Sun	1/6-7	JACKSONVILLE	TBD	TBD

All kickoff times Central

* Time, TV subject to change

AFC SOUTH STANDINGS

TEAM	W	L	T	PCT	CONF	DIV
Jacksonville Jaguars	1	0	0	1.000	1-0-0	1-0-0
Tennessee Titans	0	1	0	.000	0-0-0	0-0-0
Houston Texans	0	1	0	.000	0-1-0	0-0-0
Indianapolis Colts	0	1	0	.000	0-1-0	0-1-0

LAST WEEK: HOU 9 at BAL 25, JAX 31 at IND 21, TEN 15 at NO 16

THIS WEEK (CT): IND at HOU (Sun 12:00), KC at JAX (Sun 12:00), LAC at TEN (Sun 12:00)

NEXT WEEK (CT): IND at BAL (Sun 12:00), TEN at CLE (Sun 12:00), HOU at JAX (Sun 12:00)

GAME INFORMATION

Date of Game	Sunday, Sept. 17, 2023
Kickoff Time	Noon CDT
Venue	Nissan Stadium
Location	Nashville, Tenn.
Opened in	1999
Surface	Matrix Helix Turf
Capacity	69,143

Home Team	Tennessee Titans (0-1)
Website	www.TennesseeTitans.com
Media Guide	www.TennesseeTitans.com/Media
Franchise since	1960 (1960-96 Houston Oilers; 1997-98 Tennessee Oilers)
Ownership	Amy Adams Strunk (Controlling Owner/ Co-Chairman, Board of Directors); Kenneth S. Adams, IV (Board of Directors Co-Chair); Barclay Adams; Susan Lewis
President/CEO	Burke Nihill
Head Coach	Mike Vrabel (since 2018)
General Manager	Ran Carthon (since 2023)
Asst. HC/Special Teams Coord.	Craig Aukerman
Defensive Coordinator	Shane Bowen
Offensive Coordinator	Tim Kelly
2023 NFL Offensive Rank	14 (Total), 12 (Rush), 17 (Pass)
2023 NFL Defensive Rank	23 (Total), 5 (Rush), 26 (Pass)

Visiting Team	Los Angeles Chargers (0-1)
Website	www.chargers.com
Franchise since	1960 (L.A. Chargers 1960, San Diego Chargers 1961–2016)
Owner/Chairman of the Board	Dean A. Spanos
President/Football Operations	John Spanos
General Manager	Tom Telesco
Head Coach	Brandon Staley (since 2021)
Defensive Coordinator	Derrick Ansley
Special Teams Coordinator	Ryan Ficken
Offensive Coordinator	Kellen Moore
2023 NFL Offensive Rank	2 (Total), 1 (Rush), 13 (Pass)
2023 NFL Defensive Rank	30 (Total), 6 (Rush), 30 (Pass)

Referee	Alan Eck
---------	----------

Television	CBS
In Nashville	WTVF NewsChannel 5, Paramount+ Mobile*
Mobile*	NFL+

* Live local and primetime games only. Subscription required.

Play-by-Play	Tom McCarthy
Analyst	James Lofton
Analyst	Jay Feely
Reporter	Tiffany Blackmon

Radio	Titans Radio Network
Flagship	WGFX 104.5 FM-The Zone
Satellite Radio	Sirius 121, XM 232, SXM 232 (Internet 830)
Play-by-Play	Mike Keith
Analyst	Dave McGinnis
Gameday Host	Rhett Bryan
Reporter	Ramon Foster

Gameday Promotions & Entertainment (subject to change)	
Charitable Drive	PENCIL Foundation School Supply Drive
Fans Will Receive	Titans 25th Season Rally Towels presented by Coke
Honorary 12th Titan	TBA
Legend of the Game	Jurrell Casey
Tailgate Stage	Frank Ray
National Anthem	Kristin Chenoweth
Halftime	The War and Treaty



SERIES AT A GLANCE

- Overall series (regular & postseason): **Chargers lead 29-18-1**
- Regular season series: **Chargers lead 28-15-1**
- Postseason series: **Titans lead 3-1**
- Total points: **Titans 1,015, Chargers 1,175**
- Current streak: **One win by Chargers**
- Titans at home vs. Chargers: **13-9 (including 1-0 in playoffs)**
- Titans on road vs. Chargers: **5-19-1 (including 2-1 in playoffs)**
- Titans at neutral site vs. Chargers: **0-1 (London)**
- Longest winning streak by Titans: **4 (twice, last 1987–1992)**
- Longest losing streak by Titans: **9 (1993–2012)**
- Titans vs. Chargers at Nissan Stadium: **2-2**
- Last time at Nissan Stadium: **Chargers 20 at TITANS 23 (10-20-19)**
- Last time at neutral site (Wembley Stadium, London): **Titans 19 at CHARGERS 20 (10-21-18)**
- Titans vs. Chargers at SoFi Stadium: **0-1**
- Last time at SoFi Stadium: **Titans 14 at CHARGERS 17 (12-18-22)**
- First time: **Chargers 28 at OILERS 38 (9-18-60)**
- Mike Vrabel's record vs. Chargers: **1-2**
- Brandon Staley's record vs. Titans: **1-0**
- Mike Vrabel's record vs. Brandon Staley: **0-1**

A TITANS VICTORY WOULD ...

- Improve the Titans' all-time record at Nissan Stadium to **113-87**, including the regular season and playoffs.
- Improve the Titans' record in home openers at Nissan Stadium to **12-13** since the venue opened in 1999.
- Improve Mike Vrabel's career record to **51-38** as a head coach, including regular season and playoffs.
- Improve QB Ryan Tannehill's combined starting record in the regular season and playoffs to **81-69**, including a **39-23** record with the Titans.
- Improve the Titans' all-time record against the Chargers to **19-29-1**.

GAMEDAY CHARITABLE DRIVE

THIS WEEK'S CHARITABLE DRIVE: PENCIL Foundation School Supply Drive

ITEMS NEEDED: School supplies

[PENCIL Foundation](#) builds strategic partnerships between community groups and the needs of Metro Nashville Public Schools, working to meet the needs of MNPS to ensure equitable access to education for all students. Items such as pencil boxes, paper towels, backpacks, construction paper, notebook paper, art supplies, primary tablets, tissues and classroom cleaning supplies can be dropped off at one of six collection sites around Nissan Stadium prior to kickoff.

Additionally, supplies can be purchased for PENCIL through an online [wish list found here](#).

QUICK CLICKS

From Last Week's Game

[Game Center](#)

[Gamebook \(PDF\)](#)

[Watch Highlights](#)

[Postgame Press Conference Video: Mike Vrabel](#)

[Jim Wyatt: Six Things That Stood Out](#)

[Game Photos](#)

Titans Information

[New Stadium Information](#)

[Titans 2023 Media Guide](#)

[Titans Tickets](#)

[Titans in the Community](#)

[Nissan Stadium Information](#)

[Titans Podcasts](#)

SERIES HISTORY

The Titans and Chargers share a long and storied history. The two teams, founding members of the American Football League, have met 48 times since 1960. The Chargers lead the series 29-18-1.

There have been three games between the teams since **Mike Vrabel** was hired as Titans head coach in 2018. Most recently, the Titans played the Chargers at SoFi Stadium for the first time on Dec. 18, 2022. Quarterback **Ryan Tannehill** engineered a game-tying drive that culminated with his one-yard quarterback sneak for a touchdown with 48 seconds on the clock. However, that left the Chargers and quarterback **Justin Herbert** just enough time to produce their own late-game heroics. **Cameron Dicker's** 43-yard field goal sent the Titans home with a 17-14 defeat.

The last time the Titans hosted the Chargers was Oct. 20, 2019, a day when Tannehill recorded his first start for the Titans. A goal-line stand by the Titans defense in the final minute preserved the 23-20 victory, concluding when linebacker **Wesley Woodyard** forced a fumble and defensive tackle **Jurrell Casey** recovered the ball in the end zone for a touchback.

Prior to the 2019 matchup, the Titans played the franchise's first overseas game against the Chargers in London on Oct. 21, 2018. After a touchdown pass from **Marcus Mariota** to tight end **Luke Stocker** put the Titans behind by one point with 31 seconds remaining, the Titans elected to try a two-point conversion to take the lead. However, a pass from Mariota to wide receiver **Taywan Taylor** was tipped by safety **Adrian Phillips** and fell incomplete to give the Chargers a 20-19 win.

The Titans were founded as the Houston Oilers and moved to Tennessee in 1997 before becoming the Titans in 1999. The Chargers began in Los Angeles in 1960, moved to San Diego in 1961, and moved back to Los Angeles in 2017. The final time the Titans visited Qualcomm Stadium in San Diego was 2016.

On Sept. 18, 1960, the two clubs met for the Oilers' inaugural home game at Houston's Jeppesen Stadium. The Oilers won that matchup 38-28. In November of that same year, the Chargers won the rematch in Los Angeles, 24-21. The AFL's top two teams would meet once more that season—a rubber match for the first-ever AFL Championship. The Oilers were victorious at home, rejoicing in a 24-16 win that earned each member of the team an extra \$1,016.42.

The following season, they met again for the AFL crown, and the Oilers again were the victors in a 10-3 final. They would clash twice more in the playoffs, first in a 17-14 Oilers win in a 1979 Divisional contest. Following the 2007 season, the Chargers hosted the Titans in a Wild Card matchup and earned their first victory in the postseason series, winning 17-6. It was part of the Chargers' eight-game winning streak against the Titans, lasting from 1993 until 2013.

The Chargers and Oilers marked another significant day on Sept. 13, 1998, when the then-Tennessee Oilers, who played their home games in Memphis in 1997, hosted their first regular season home game in Nashville in front of 41,089 fans at Vanderbilt Stadium. To their dismay, the Chargers spoiled the festivities by handing the Oilers a 13-7 defeat.

ALL-TIME SERIES RESULTS

TITANS vs. CHARGERS
Chargers lead 29-18-1, including playoffs

Date	Site	W/L	Score	Date	Site	W/L	Score
9-18-60	Hou	W	38-28	10-17-76	SD	L	27-30
11-13-60	LA	L	21-24	12-17-78	Hou	L	24-45
1-1-61	Hou	W	24-16 (AFLC)	12-29-79	SD	W	17-14 (Div)
9-24-61	SD	L	24-34	9-16-84	SD	L	14-31
12-3-61	Hou	W	33-13	11-24-85	Hou	W	37-35
12-24-61	SD	W	10-3 (AFLC)	12-7-86	SD	L	0-27
9-23-62	SD	W	42-17	12-6-87	Hou	W	33-18
11-25-62	Hou	W	33-27	9-17-89	SD	W	34-27
12-1-63	SD	L	0-27	9-30-90	SD	W	17-7
12-15-63	Hou	L	14-20	9-27-92	Hou	W	27-0
9-12-64	SD	L	21-27	9-19-93	SD	L	17-18
10-25-64	Hou	L	17-20	9-13-98	Ten	L	7-13
10-3-65	SD	L	14-31	10-3-04	SD	L	17-38
12-12-65	Hou	L	26-37	9-17-06	SD	L	7-40
12-4-66	Hou	L	22-28	12-9-07	Ten	L	17-23 OT
9-24-67	SD	L	3-13	1-6-08	SD	L	6-17 (WC)
12-16-67	Hou	W	17-24	12-25-09	Ten	L	17-42
9-21-68	SD	L	14-30	10-31-10	SD	L	25-33
11-27-69	Hou	L	17-21	9-16-12	SD	L	10-38
10-25-70	SD	T	31-31	9-22-13	Ten	W	20-17
12-19-71	Hou	W	49-33	11-6-16	SD	L	35-43
11-26-72	SD	L	20-34	10-21-18	London	L	19-20
9-15-74	Hou	W	21-14	10-20-19	Ten	W	23-20
9-28-75	Hou	W	33-17	12-18-22	LA	L	14-17

MOST RECENT MATCHUPS

2016 Week 9 • Nov. 6, 2016 • Titans 35 at CHARGERS 43

The Chargers score the game's first 16 points before the Titans battle back to take a 21-19 lead in the second half ... Marcus Mariota passes for 313 yards and three touchdowns (two to Rishard Matthews) and adds a rushing touchdown, but he is intercepted twice and loses a fumble ... The Chargers turn the three takeaways into 17 points, including a fumble return touchdown by Dwight Lowery and an interception return for a score by Brandon Flowers ... Melvin Gordon rushes for 196 yards for the Chargers.

2018 Week 7 • Oct. 21, 2018 (London) • Titans 19 at CHARGERS 20

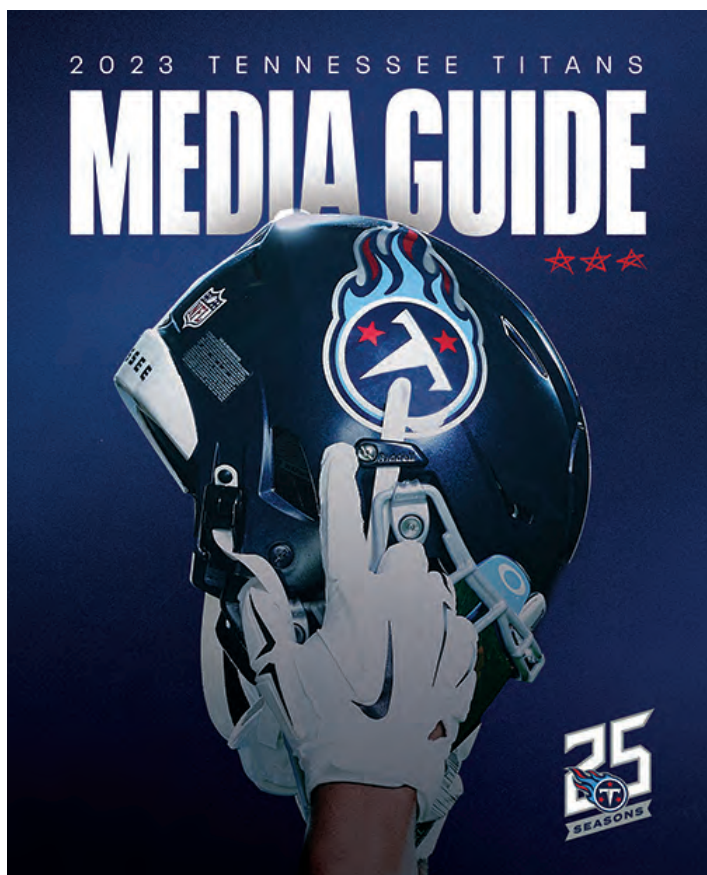
The Titans play the franchise's first international game at Wembley Stadium ... After Marcus Mariota completes a touchdown pass to Luke Stocker with 31 seconds remaining, a two-point conversion fails on an incomplete pass from Mariota to Taywan Taylor ... Philip Rivers completes touchdown passes of 75 and 55 yards for the Chargers ... Before halftime Mariota throws his first career interception in the red zone ... Dion Lewis totals 155 scrimmage yards, while Tajaé Sharpe has a career-high 101 receiving yards.

2019 Week 7 • Oct. 20, 2019 • Chargers 20 at TITANS 23

The Titans defense produces a goal-line stand in the final minute to preserve a victory ... Jurrell Casey's recovery of a Melvin Gordon III fumble in the end zone for a touchback (fumble forced by Wesley Woodyard) clinches the victory after a replay review changes the play from down-by-contact to a fumble recovery ... Ryan Tannehill records his first start for the Titans and goes 23-of-29 passing for 312 yards and two touchdowns ... Philip Rivers passes for 329 yards and two scores for the Chargers.

2022 Week 15 • Dec. 18, 2022 • Titans 14 at CHARGERS 17

Chargers kicker Cameron Dicker makes a game-winning 43-yard field goal with four seconds remaining ... Ryan Tannehill leads an 11-play, 74-yard drive, including his one-yard touchdown run on a sneak, to tie the game with 48 seconds on the clock ... Tannehill is one of several Titans to exit with injury but returns to the game in the second quarter ... Although he is intercepted twice by the Titans defense, Justin Herbert passes for 313 yards and leads the game-winning drive for the Chargers ... Derrick Henry accounts for 163 scrimmage yards, including 104 on the ground and 59 as a receiver.



[Click to access the 2023 Titans Media Guide](#)

WHAT TO LOOK FOR THIS WEEK

NISSAN STADIUM

- The Titans franchise begins its 25th regular season at Nissan Stadium, which opened in 1999.
- Sunday's contest will mark the 200th combined regular season and postseason game at Nissan Stadium.

S KEVIN BYARD

- Needs one interception to break a four-way tie and gain sole possession of fourth place on the team's all-time career interceptions list. With 27 career interceptions, he is tied with **Tony Banfield**, **W.K. Hicks** and **Darryll Lewis** on the franchise chart.

RB DERRICK HENRY

- Can record his 38th total 100-yard rushing game, including regular season (35) and playoffs (three). He would tie **Eddie George** (38 total) for the second-most such games in franchise history, trailing only **Earl Campbell** (40). His 35th such regular-season game would tie **Chris Johnson's** mark for the third-most in franchise history, behind only Campbell (39) and George (36).
- Needs 177 rushing yards (currently at 8,398 for his career) to pass **Earl Campbell** (8,574) for second place on the team's all-time rushing list. He would trail only **Eddie George** (10,009).
- Needs two rushing touchdowns to reach 80 for his career. He would become the seventh NFL player in the Super Bowl era (1966–present) to reach 8,000 rushing yards and 80 rushing touchdowns within his first eight seasons. The other players on the list are **Eric Dickerson**, **Barry Sanders**, **Emmitt Smith**, **Shaun Alexander**, **LaDainian Tomlinson** and **Adrian Peterson**.
- With six career 200-yard rushing games, he needs one more to surpass **Adrian Peterson** (six) and **O.J. Simpson** (six) for the most such games all-time.

WR DeANDRE HOPKINS

- Has an active streak of 146 consecutive games with a reception—every game he has played since he entered the NFL. It is the longest active streak in the NFL.

DT JEFFERY SIMMONS

- Can post at least one sack in Week 1 and Week 2 for the first time in his career.

QB RYAN TANNEHILL

- Can record his 26th career 300-yard passing game.
- With 13,029 passing yards as a member of the Titans, he needs 179 more yards to surpass **Marcus Mariota** (13,207) for fifth place on the franchise's all-time passing list.
- Needs 10 completions to pass **Marcus Mariota** (1,110) for fourth place on the franchise's all-time completions list. Tannehill enters the game with 1,101 completions since joining the Titans in 2019.

WR NICK WESTBROOK-IKHINE

- Needs 36 receiving yards to reach 1,000 for his career (964 entering the game).

NOTABLE PERFORMANCES VS. THE CHARGERS

DL DENICO AUTRY

- On 12/24/15 against San Diego, Autry tallied two tackles and one sack with the Oakland Raiders.
- On 12/18/16 at San Diego, Autry posted three tackles and one sack during his time with the Raiders.
- On 9/8/19 at the Chargers, Autry amassed four tackles and one half sack as a member of the Indianapolis Colts.

S KEVIN BYARD

- On 11/6/16 at San Diego, Byard recorded a then career-high nine tackles in addition to one tackle for loss, one pass defensed and one special teams tackle.
- On 12/18/22 at the Chargers, Byard tallied five tackles and one interception.

K NICK FOLK

- On 10/31/21 at the Chargers, Folk made all four field goals he attempted, including two 48-yard field goals in addition to a 24-yarder and 30-yarder in the 27-24 victory for the New England Patriots.

RB DERRICK HENRY

- On 10/20/19 against the Chargers, Henry logged 22 carries for 90 yards and one touchdown. He added an 18-yard catch.
- On 12/18/22 at the Chargers, Henry recorded 21 carries for 104 yards and one touchdown. Also added four receptions for 59 yards.

WR DeANDRE HOPKINS

- On 11/27/22 against the Chargers, Hopkins recorded four receptions for 87 yards, including a game-long 33-yard touchdown reception while with the Arizona Cardinals.

CB ROGER MCCREARY

- On 12/18/22 at the Chargers, McCreary tallied three tackles and a team high two passes defensed. Ended a potential Chargers' scoring drive by catching a Justin Herbert pass and lateraling it to Joshua Kalu before landing out of bounds which resulted in an interception in the end zone right before half time.

WR CHRIS MOORE

- On 12/26/21 against the Chargers, Moore tallied four receptions for 40 yards in the victory for the Houston Texans.

TE CHIG OKONKWO

- On 12/18/22 at the Chargers, Okonkwo had four receptions for 54 yards.

DT JEFFERY SIMMONS

- On 10/20/19 against the Chargers in his NFL debut, Simmons registered four tackles and one sack.
- On 12/18/22 at the Chargers, Simmons tallied one sack and tied a career-high with seven tackles.

QB RYAN TANNEHILL

- On 11/2/14 against San Diego, Tannehill completed 24 of 34 passes (70.6 percent) for 288 yards and three touchdowns with zero interceptions for a season-high passer rating of 125.6 while with the Miami Dolphins. He added four carries for 47 yards including a long of 22.
- On 11/13/16 at San Diego, Tannehill completed 17 of 24 passes (70.8 percent) for 240 yards and two touchdowns with zero interceptions for a 130.6 passer rating while with the Dolphins. Carried the ball three times for 16 yards.
- On 10/20/19 against the Chargers in Tannehill's first game as the Titans starting quarterback, he completed 23 of 29 passes (a then-career-best 79.3 completion percentage) for 312 yards and two touchdowns.

TITANS-CHARGERS: THE LAST MEETING

2022 Week 15: Titans 14, Chargers 17

Sunday, Dec. 18, 2022 • 1:25 p.m. PT • SoFi Stadium



In Week 15 of the 2022 season, the Titans traveled to Los Angeles to face the Chargers and fell by a score of 17-14. Despite the Titans defense limiting the Chargers' offense to four total third-down conversions on 13 attempts, it was Los Angeles' go-ahead field goal with four seconds remaining in regulation that sealed a Tennessee loss.

Los Angeles got on the board first on the team's opening possession with a 14-play drive. Chargers QB **Justin Herbert** connected with Chargers TE **Donald Parham Jr.** for an 18-yard gain, and with Chargers WR **Keenan Allen** for a 14-yard pass to help move the chains. Ultimately, the drive culminated in a one-yard rushing touchdown by Chargers RB **Joshua Kelley**, 7-0 Los Angeles.

In the second quarter, the Titans knotted the score at 7-7. RB **Derrick Henry** accounted for every yard on Tennessee's 63-yard scoring drive, catching a 37-yard reception, and rushing for 26 yards on three carries, including a four-yard rushing touchdown that he took into the end zone on a direct snap to make it 7-7.

The Chargers pulled ahead in the fourth quarter with a 59-yard scoring drive. Herbert connected with Allen for a 31-yard pass to generate a first down at the Tennessee 15-yard line. Chargers RB **Austin Ekeler** advanced the ball 12 yards for a first-and-goal, before Ekeler then found the end zone on a three-yard touchdown rush. Los Angeles took the lead, 14-7.

However, Tennessee responded later in the fourth quarter with a game-tying touchdown drive. QB **Ryan Tannehill** found TE **Chig Okonkwo** for a 28-yard pass and a first down at the Chargers' 21-yard line, and then connected with TE **Austin Hooper** for a 17-yard gain and a first-and-goal at the four-yard line. The drive culminated in a one-yard rushing score by Tannehill on a quarterback sneak to make it 14-14 with less than one minute remaining in regulation.

As Los Angeles took possession of the ball, Herbert guided the Chargers down the field and into field goal range, linking up with Chargers WR **Mike Williams** twice for 51 yards. Ultimately, Chargers K **Cameron Dicker** converted a 43-yard field goal to put

Los Angeles ahead 17-14 with four seconds remaining in the game. Tennessee was unable to mount a comeback and fell to Los Angeles on the road.

SCORING

	1	2	3	4	Final
Tennessee	0	7	0	7	14
Los Angeles	7	0	0	10	17

TEAM	SCORING PLAY	TIME
Chargers	J.Kelley 1 yd. run (C.Dicker kick)	1-4:25
Titans	D.Henry 4 yd. run (R.Bullock kick)	2-10:09
Chargers	A.Ekeler 3 yd. run (C.Dicker kick)	4-10:28
Titans	R.Tannehill 1 yd. run (R.Bullock kick)	4-0:48
Chargers	C.Dicker 43 yd. Field Goal	4-0:04

Missed FGs: R.Bullock 51WR
Attendance: 70,240
Time of Game: 3:02
Weather: 64°, Wind NE 9 mph
Referee: Land Clark

[CLICK TO WATCH HIGHLIGHTS](#)



TEAM STATISTICS

	Titans	Chargers
TOTAL FIRST DOWNS	17	23
THIRD DOWN EFFICIENCY	3-11-27.3%	4-13-30.8%
FOURTH DOWN EFFICIENCY	0-0-0.0%	2-2-100.0%
TOTAL NET YARDS	284	365
Plays - Avg.	57-5.0	69-5.3
NET YARDS RUSHING	127	74
Rushes - Avg.	27-4.7	24-3.1
NET YARDS PASSING	157	291
Sacks - Yards Lost	4-28	3-22
PASS ATT-COMP-INT	26-18-1	42-28-2
PUNTS - Avg.	7-56.0	7-41.6
Net Punting Average	45.6	38.7
PUNT RETURNS - Yards	2-0	4-53
KICKOFF RETURNS - Yards	1-6	1-17
INTERCEPTIONS - Yards	2-3	1-0
PENALTIES Number and Yards	6-62	3-20
FUMBLES Number and Lost	2-0	0-0
TOUCHDOWNS	2	2
EXTRA POINTS Made-Attempts	2-2	2-2
RED ZONE EFFICIENCY	2-2-100%	2-2-100%
GOAL TO GO EFFICIENCY	2-2-100%	2-2-100%
SAFETIES	0	0
GIVEAWAYS	1	2
TAKEAWAYS	2	1
TIME OF POSSESSION	30:12	29:48

TITANS STARTERS

OFFENSE		DEFENSE	
WR 15	N.Westbrook-Ikhine	OLB 48	B.Dupree
TE 85	C.Okonkwo	DT 98	J.Simmons
LT 71	D.Daley	NT 90	N.Jones
LG 55	A.Brewer	DE 94	M.Edwards
C 60	B.Jones	ILB 53	D.Cole
RG 64	N.Davis	ILB 56	M.Rice
RT 78	N.Petit-Frere	CB 21	R.McCreary
TE 87	G.Swaim	DB 23	J.Reid
WR 2	R.Woods	CB 39	T.Mitchell
QB 17	R.Tannehill	S 47	A.Adams
RB 22	D.Henry	S 31	K.Byard

CHARGERS STARTERS

OFFENSE		DEFENSE	
WR 81	M.Williams	EDGE 52	K.Mack
LT 68	J.Salyer	DL 56	M.Fox
LG 71	M.Feiler	DL 96	B.Fehoko
C 63	C.Linsley	DL 69	S.Joseph
RG 77	Z.Johnson	EDGE 8	K.Van Noy
RT 79	T.Pipkins	LB 49	D.Tranquill
TE 7	G.Everett	LB 9	K.Murray
WR 13	K.Allen	CB 43	M.Davis
QB 10	J.Herbert	S 24	N.Adderley
RB 25	J.Kelley	S 32	A.Gilman
RB 30	A.Ekeler	DB 36	J.Taylor

TITANS INDIVIDUAL STATISTICS

Rushing	Att	Yds	Avg	Lg	TD
D.Henry	21	104	5.0	13	1
M.Willis	1	8	8.0	8	0
H.Haskins	1	8	8.0	8	0
C.Okonkwo	1	6	6.0	6	0
R.Tannehill	3	1	0.3	1	1
Total	27	127	4.7	13	2

Passing	Att	Cmp	Yds	TD	Lg	IN	Rt
R.Tannehill	22	15	165	0	37	1	71.2
M.Willis	4	3	20	0	7	0	85.4
Total	26	18	185	0	37	1	73.4

Receiving	No	Yds	Avg	Lg	TD
D.Henry	4	59	14.8	37	0
C.Okonkwo	4	54	13.5	28	0
C.Conley	3	19	6.3	7	0
A.Hooper	2	33	16.5	17	0
R.Woods	2	12	6.0	8	0
H.Haskins	2	7	3.5	9	0
R.McMath	1	1	1.0	1	0
Total	18	185	10.3	37	0

Interceptions	No	Yds	Avg	Lg	TD
K.Byard	1	3	3.0	3	0
J.Kalu	1	0	0.0	0	0
Total	2	3	1.5	3	0

Leading Tacklers (Press Box Totals)
 G.Mabin 9-7-2; J.Simmons 6-4-2; A.Adams 6-4-2; M.Rice 6-3-3

Sacks: D.Walker 2; J.Simmons 1
FF: None
FR: None

CHARGERS INDIVIDUAL STATISTICS

Rushing	Att	Yds	Avg	Lg	TD
A.Ekeler	12	58	4.8	12	1
J.Kelley	10	24	2.4	4	1
J.Herbert	1	2	2.0	2	0
D.Carter	1	-10	-10.0	-10	0
Total	24	74	3.1	12	2

Passing	Att	Cmp	Yds	TD	Lg	IN	Rt
J.Herbert	42	28	313	0	35	2	68.8
Total	42	28	313	0	35	2	68.8

Receiving	No	Yds	Avg	Lg	TD
K.Allen	8	86	10.8	31	0
J.Palmer	5	49	9.8	14	0
M.Williams	4	67	16.8	35	0
G.Everett	4	42	10.5	21	0
D.Parham	3	35	11.7	18	0
A.Ekeler	2	12	6.0	7	0
D.Carter	1	15	15.0	15	0
J.Kelley	1	7	7.0	7	0
Total	28	313	11.2	35	0

Interceptions	No	Yds	Avg	Lg	TD
N.Adderley	1	0	0.0	0	0
Total	1	0	0.0	0	0

Leading Tacklers (Press Box Totals)
 D.Tranquill 10-7-3; A.Gilman 8-4-4; K.Murray 7-4-3

Sacks: D.Tranquill 1; K.Van Noy 1; C.Rumph 1; J.Gaziano 1
FF: D.Tranquill 1
FR: None

GAME PREVIEW

TEAM NOTES

PLAYER NOTES

MEDIA

STATISTICS

ROSTERS

2023 TALE OF THE TAPE

	LA-C	Tenn.	NFL/Avg
OFFENSE			
GAMES (Won-Lost)	0-1	0-1	---
FIRST DOWNS	30	16	18.7
Rushing	17	5	6.0
Passing	10	8	10.5
Penalty	3	3	2.1
YDS GAINED (tot)	433	285	299.1
Avg per Game	433.0	285.0	299.1
RUSHING (net)	234	104	102.7
Avg per Game	234.0	104.0	102.7
Rushes	40	22	27.4
Yards per Rush	5.9	4.7	3.7
PASSING (net)	199	181	196.4
Avg per Game	199.0	181.0	196.4
Passes Att.	33	34	33.9
Completed	23	16	21.6
Pct Completed	69.7	47.1	63.7
Yards Gained	228	198	212.5
Sacked	3	3	2.6
Yards Lost	29	17	16.1
Had Intercepted	0	3	0.7
Yards Opp Ret	0	5	10.4
Opp TDs on Int	0	0	0.1
PUNTS	3	3	4.4
Avg Yards	48.3	35.7	47.2
PUNT RETURNS	1	4	2.1
Avg Return	3.0	9.3	8.6
Returned for TD	0	0	0.0
KICKOFF RETURNS	0	0	1.0
Avg Return	0.0	0.0	22.9
Returned for TD	0	0	0.0
PENALTIES	6	6	6.7
Yards Penalized	70	45	59.2
FUMBLES BY	0	0	1.4
Fumbles Lost	0	0	0.7
Opp Fumbles	2	2	1.4
Opp Fum Lost	1	1	0.7
POSS. TIME (avg)	32:41	31:20	30:00
TOUCHDOWNS	4	0	2.2
Rushing	3	0	0.8
Passing	1	0	1.2
Returns	0	0	0.2
EXTRA-PT KICKS	4/4	0/0	93%
2-PT CONVERSIONS	0/0	0/0	60%
FIELD GOALS/FGA	2/2	5/5	2/2
POINTS SCORED	34	15	20.6
DEFENSE			
POINTS ALLOWED	36	16	20.6
OPP FIRST DOWNS	30	15	18.7
Rushing	5	2	6.0
Passing	23	12	10.5
Penalty	2	1	2.1
OPP YARDS GAINED	536	351	299.1
Avg per Game	536.0	351.0	299.1
OPP RUSHING(net)	70	69	102.7
Avg per Game	70.0	69.0	102.7
Rushes	20	27	27.4
Yards per Rush	3.5	2.6	3.7
OPP PASSING(net)	466	282	196.4
Avg per Game	466.0	282.0	196.4
Passes Att.	45	33	33.9
Completed	28	23	21.6
Pct Completed	62.2	69.7	63.7
Sacked	0	4	2.6
Yards Lost	0	23	16.1
INTERCEPTED BY	1	1	0.7
Yards Returned	9	10	10.4
Returned for TD	0	0	0.1
OPP PUNT RETURNS	0	2	2.1
Avg return	0.0	3.0	8.6
OPP KICKOFF RET	0	5	1.0
Avg return	0.0	22.0	22.9
OPP TOUCHDOWNS	4	1	2.2
Rushing	1	0	0.8
Passing	3	1	1.2
Returns	0	0	0.2

2023 SCHEDULE & RESULTS



REGULAR SEASON			
Date	Opponent	W/L	Score
09/10	at New Orleans	L	15-16
09/17	L.A. Chargers		
09/24	at Cleveland		
10/01	Cincinnati		
10/08	at Indianapolis		
10/15	Baltimore (London)		
10/29	Atlanta		
11/02	at Pittsburgh		
11/12	at Tampa Bay		
11/19	at Jacksonville		
11/26	Carolina		
12/03	Indianapolis		
12/11	at Miami		
12/17	Houston		
12/24	Seattle		
12/31	at Houston		
TBD	Jacksonville		

REGULAR SEASON			
Date	Opponent	W/L	Score
09/10	Miami	L	34-36
09/17	at Tennessee		
09/24	at Minnesota		
10/01	Las Vegas		
10/16	Dallas		
10/22	at Kansas City		
10/29	Chicago		
11/06	at New York Jets		
11/12	Detroit		
11/19	at Green Bay		
11/26	Baltimore		
12/03	at New England		
12/10	Denver		
12/14	at Las Vegas		
12/23	Buffalo		
12/31	at Denver		
TBD	Kansas City		

2023 REGULAR SEASON INDIVIDUAL LEADERS

Passing	Att	Cmp	Yds	Pct	Y/Att	TD	Int	Lg	Sack/Lost	Rtg
Titans	R. Tannehill	34	16	198	47.1	5.8	0	3	46	3/17 28.8
Chargers	J. Herbert	33	23	228	69.7	6.9	1	0	36	3/29 99.0

Rushing	No.	Yds	Avg	Long	TD	
Titans	D. Henry	15	63	4.2	18	0
	T. Spears	3	27	9.0	17	0
Chargers	A. Ekeler	16	117	7.3	55	1
	J. Kelley	16	91	5.7	14	1

Receiving	No.	Yds	Avg	Long	TD	
Titans	D. Hopkins	7	65	9.3	16	0
	N. Westbrook-Ikhine	4	58	14.5	24	0
	D. Henry	2	56	28.0	46	0
	T. Burks	2	18	9.0	14	0
Chargers	K. Allen	6	76	12.7	36	0
	A. Ekeler	4	47	11.8	35	0
	M. Williams	4	45	11.3	24	0

Interceptions	No.	Yds	Avg	Long	TD	
Titans	A. Hooker	1	10	10.0	10	0
Chargers	J. Jackson	1	9	9.0	9	0

Punting	No.	Yds	Avg	Net	TB	In	Lg	B	
Titans	R. Stonehouse	3	107	35.7	33.7	0	1	62	0
Chargers	J. Scott	3	145	48.3	41.7	1	0	62	0

Punt Returns	No.	FC	Yds	Avg	Lg	TD	
Titans	K. Jackson	4	0	37	9.3	14	0
Chargers	D. Davis	1	0	3	3.0	3	0

Kickoff Returns	No.	Yds	Avg	Lg	TD
Titans	(none)				
Chargers	(none)				

Scoring/Kickers	PAT	FG	Pts
Titans	N. Folk	0/0	5/5 15
Chargers	C. Dicker	4/4	2/2 10

Sacks	Tot
Titans	D. Autry, A. Key 1.5
Chargers	(none)

Tackles	Tot	Solo	Asst	
Titans	K. Byard	9	6	3
Chargers	A. Gilman	11	9	2

2023 INDIVIDUAL NFL RANKINGS

(qualifiers only, where applicable)

Category	Team	Player	Stat	NFL Rank
Passer Rating	Titans	Ryan Tannehill	28.8	30
	Chargers	Justin Herbert	99.1	9
Passing Yards	Titans	Ryan Tannehill	198	18
	Chargers	Justin Herbert	228	11
Passing TDs	Titans	(none)		
	Chargers	Justin Herbert	1	11t
Rushing Yards	Titans	Derrick Henry	63	11
	Chargers	Austin Ekeler	117	2
Rushing Average	Titans	Derrick Henry	4.20	18
	Chargers	Austin Ekeler	7.31	1
Rushing TDs	Titans	(none)		
	Chargers	Three tied	1	5t
Receptions	Titans	DeAndre Hopkins	7	11t
	Chargers	Keenan Allen	6	14t
Receiving Yards	Titans	DeAndre Hopkins	65	22
	Chargers	Keenan Allen	76	18
Receiving TDs	Titans	(none)		
	Chargers	Donald Parham Jr.	1	6t
Sacks	Titans	D. Autry, A. Key	1.5	7t
	Chargers	(none)		
Interceptions	Titans	Amani Hooker	1	2t
	Chargers	J.C. Jackson	1	2t

2023 SITUATIONAL RECORDS

TENNESSEE TITANS		LOS ANGELES CHARGERS	
Total	0 - 1	Total	0 - 1
Home	0 - 0	Home	0 - 1
Away	0 - 1	Away	0 - 0
Grass	0 - 0	Grass	0 - 0
Turf	0 - 1	Turf	0 - 1
AFC	0 - 0	AFC	0 - 1
NFC	0 - 1	NFC	0 - 0
In Division	0 - 0	In Division	0 - 0
Out Division	0 - 1	Out Division	0 - 1
Indoor	0 - 1	Indoor	0 - 0
Outdoor	0 - 0	Outdoor	0 - 1
September	0 - 1	September	0 - 1
Sunday	0 - 1	Sunday	0 - 1



LAST WEEK'S STARTERS

Titans vs. Saints | Chargers vs. Dolphins

TITANS OFFENSE			CHARGERS DEFENSE		
WR	16	Treyton Burks	OLB	52	Khalil Mack
TE	85	Chig Okonkwo	DL	98	Austin Johnson
TE	88	Trevon Wesco	DL	95	Nicholas Williams
LT	71	Andre Dillard	DL	51	Sebastian Joseph
LG	77	Peter Skoronski	OLB	97	Joey Bosa
C	55	Aaron Brewer	LB	6	Eric Kendricks
RG	60	Daniel Brunskill	LB	9	Kenneth Murray
RT	66	Chris Hubbard	CB	43	Michael Davis
WR	10	DeAndre Hopkins	CB	27	J.C. Jackson
QB	17	Ryan Tannehill	S	32	Alohi Gilman
RB	22	Derrick Henry	S	3	Derwin James

TITANS DEFENSE			CHARGERS OFFENSE		
DL	96	Denico Autry	TE	7	Gerald Everett
DT	93	Teair Tart	WR	13	Keenan Allen
DT	98	Jeffery Simmons	TE	89	Donald Parham
DT	95	Kyle Peko	LT	70	Rashawn Slater
LB	2	Azeez Al-Shaair	LG	77	Zion Johnson
LB	50	Jack Gibbens	C	63	Corey Linsley
OLB	58	Harold Landry III	RG	68	Jamaree Salyer
CB	0	Sean Murphy-Bunting	RT	79	Trey Pipkins
S	31	Kevin Byard	WR	81	Mike Williams
S	37	Amani Hooker	QB	10	Justin Herbert
CB	26	Kristian Fulton	RB	30	Austin Ekeler

THIS WEEK'S NFL SCHEDULE

All Times Central

Thursday, Sept. 14

Minnesota at Philadelphia 7:15 Prime Video

Sunday, Sept. 17

Green Bay	at Atlanta	12:00	FOX
Las Vegas	at Buffalo	12:00	CBS
Baltimore	at Cincinnati	12:00	CBS
Seattle	at Detroit	12:00	FOX
Indianapolis	at Houston	12:00	FOX
Kansas City	at Jacksonville	12:00	CBS
Chicago	at Tampa Bay	12:00	FOX
Los Angeles Chargers	at Tennessee	12:00	CBS
New York Giants	at Arizona	3:05	FOX
San Francisco	at Los Angeles Rams	3:05	FOX
New York Jets	at Dallas	3:25	CBS
Washington	at Denver	3:25	CBS
Miami	at New England	7:20	NBC

Monday, Sept. 18

New Orleans at Carolina 6:15 ESPN
 Cleveland at Pittsburgh 7:15 ABC

WHERE THE TEAMS RANK IN 2023

2022 OFFENSIVE STATISTICS AND NFL RANKING

OFFENSIVE CATEGORY	TITANS STAT (RANK)	CHARGERS STAT (RANK)
Yards / Game	285.0 (14)	433.0 (2)
Yards / Play	4.83 (13)	5.70 (4)
Rushing Yards / Game	104.0 (12)	234.0 (1)
Rushing Yards / Play	4.73 (6)	5.85 (1)
Passing Yards / Game	181.0 (17)	199.0 (13)
Passing Yards / Play	5.32 (16)	6.03 (11)
Interception Rate	8.82% (30)	0.00% (1t)
Sacks / Pass Attempt	8.82% (16)	9.09% (17t)
First Downs / Game	16.0 (21t)	30.0 (1t)
Punt Return Avg	9.3 (9)	3.0 (23t)
Kickoff Return Avg	0.0 (17t)	0.0 (17t)
Field Goals Made	100.00% (1t)	100.00% (1t)
3rd Down Pct	16.67% (28t)	60.00% (2)
4th Down Pct	0.00% (16t)	0.00% (16t)
Red Zone Pct	0.00% (26t)	80.00% (5)
Goal to Go%	0.00% (23t)	100.00% (1t)
Avg Time of Possession	31:20 (11)	32:41 (7)
Points / Game	15 (24)	34 (4)
Turnover Ratio	-1 (18t)	+2 (4t)

2022 DEFENSIVE STATISTICS AND NFL RANKING

DEFENSIVE CATEGORY	TITANS STAT (RANK)	CHARGERS STAT (RANK)
Yards / Game	351.0 (23)	536.0 (30)
Yards / Play	5.48 (26)	8.25 (30)
Rushing Yards / Game	69.0 (5)	70.0 (6)
Rushing Yards / Play	2.56 (6)	3.50 (14)
Passing Yards / Game	282.0 (26)	466.0 (30)
Passing Yards / Play	8.55 (27)	10.36 (30)
Interception Rate	3.03% (10)	2.22% (15)
Sacks / Pass Attempt	12.12% (5)	0.00% (26t)
First Downs / Game	15.0 (6t)	30.0 (29t)
Punt Return Avg	3.0 (7t)	0.0 (1t)
Kickoff Return Avg	22.0 (23)	0.0 (1t)
3rd Down Pct	43.75% (21)	44.44% (22)
4th Down Pct	0.00% (1t)	100.00% (26t)
Red Zone Pct	25.00% (6)	60.00% (17t)
Goal to Go%	0.00% (1t)	60.00% (14)
Points / Game	16 (8t)	36 (28t)
Point Differential / Game	-1.0 (16t)	-2.0 (19)
Yard Differential / Game	-66.0 (23)	-103.0 (25)

CHARGERS HEAD COACH BRANDON STALEY

BRANDON STALEY AT A GLANCE

- Regular season record: 19-16
- Postseason record: 0-1
- Overall record: 19-17
- vs. Titans: 1-0
- on the road vs. Titans: 0-0
- at home vs. Titans: 1-0
- vs. Mike Vrabel: 1-0
- Year as Chargers head coach: 3
- Year as NFL head coach: 3



Brandon Staley's Assistant Coaching Staff:

Derrick Ansley	Defensive Coordinator
Tom Arth	Passing Game Coordinator
Chris Beatty	Wide Receivers
Jonathan Brooks	Head Strength and Conditioning
Tom Donatell	Passing Game Coordinator/Secondary
Ryan Ficken	Special Teams Coordinator
Derrick Foster	Running Backs
Chris Gould	Assistant Special Teams
Brendan Farrell	Assistant Special Teams
Will Harris	Assistant Secondary
Josh Grizzard	Wide Receivers
Mike Hiestand	Front Seven Specialist
Jeff Howard	Linebackers
Lucius Jordan	Assistant Strength and Conditioning
Kevin Koger	Tight Ends
Kellen Moore	Offensive Coordinator
Robert Muschamp	Defensive Quality Control
Brenden Nugent	Offensive Line
Doug Nussmeier	Quarterbacks
Jay Rodgers	Run Game Coordinator/Defensive Line
Shaun Sarrett	Assistant Offensive Line
Phil Serchia	Offensive Assistant
Giff Smith	Outside Linebackers
John Timu	Assistant Defensive Line
Pat White	Offensive Assistant
Chandler Whitmer	Offensive Quality Control

The Los Angeles Chargers hired **Brandon Staley** as the 17th head coach in franchise history in 2021. Staley led the Chargers to a pair of winning seasons and a playoff berth in his first two years with the team. In those two seasons, Staley coached seven players to a combined eight Pro Bowls.

In 2022, Staley directed the Chargers to a 10-7 regular-season record and a postseason appearance, the team's first since 2018. Down the stretch, the defense was among the NFL's best, ending the regular season as the No. 3 unit in total defense (284.8 total net yards per game) and fourth-ranked passing defense (153.0 net passing yards per game) over the final five weeks. He coached a pair of Chargers defenders to a Pro Bowl selection: safety **Derwin James Jr.** and outside linebacker **Khalil Mack**, both of who earned their second all-star nods under Staley.

The 2022 offense ranked third in passing (269.6 net passing yards per game) and ninth in total offense (359.3 total net yards per game). The unit set a single-season NFL record by featuring six players with at least 500 receiving yards and three touchdown grabs. Quarterback **Justin Herbert** continued to set records, as no player has more completions (1,316), passing yards (14,089) or total touchdowns (102) over the first three seasons of a career.

Special teams saw a turnaround in 2022, leading the NFL by allowing 3.1 yards per punt return, the best average allowed by the Chargers in 50 years. The Chargers were also the AFC's top kicking unit, making 31 of 33 field goals (93.9 pct.) despite deploying three different kickers on the year. The team's 93.9 field goal percentage ranked second in the NFL and led the AFC.

Staley's aggressiveness manifested itself in his first season at the helm in 2021, with the Chargers offense leading the NFL with 22 fourth-down conversions and seven two-point conversions. The offense set single-season team records for first downs (401), passing touchdowns (38) and fewest fumbles (10). The unit also scored 181 fourth-quarter points, good for the second-most in a season in NFL history.

Prior to becoming head coach for the Chargers, Staley was the defensive coordinator for the Los Angeles Rams, whose defense ranked first league-wide in total defense, passing defense and scoring defense during the 2020 season. Staley's time as an NFL coach began in Chicago as the outside linebackers coach from 2017-18 before serving on Denver's staff in 2019 in the same role under defensive coordinator **Vic Fangio**.

Staley's college coaching career included stints at John Carroll (2013, 2015-16), James Madison (2014), Tennessee (2012), Hutchinson Community College (2010-11) and Northern Illinois (2006-08).

BRANDON STALEY'S COACHING BACKGROUND

2021-present:	Los Angeles Chargers - Head Coach
2020:	Los Angeles Rams - Defensive Coordinator
2019:	Denver Broncos - Outside Linebackers
2017-18:	Chicago Bears - Outside Linebackers
2015-16:	John Carroll University - Defensive Coordinator/Secondary
2014:	James Madison University - Defensive Coord./Linebackers
2013:	John Carroll University - Defensive Coordinator/Secondary
2012:	University of Tennessee - Graduate Assistant
2010-11:	Hutchinson (Kan.) Community College - Associate Head Coach/Defensive Coordinator
2009:	University of St. Thomas - Defensive Line/Special Teams
2006-08:	Northern Illinois - Graduate Assistant

TITANS-CHARGERS CONNECTIONS

TEAM AND LOCAL CONNECTIONS

FORMER TITANS

- Chargers defensive lineman **Austin Johnson** played for the Titans from 2016-2019. The Titans drafted Johnson in the second round (43rd overall) of the 2016 NFL Draft. In 58 games with Tennessee, Johnson recorded 46 solo tackles, four tackles for loss, 2.5 sacks, and five passes defensed.
- Chargers outside linebackers coach **Giff Smith** coached defensive line for the Titans from 2014-2015.

TITANS WITH LOS ANGELES/CALIFORNIA CONNECTIONS

- Titans wide receiver **Kyle Phillips** (IR) grew up in San Marcos, Calif., and attended San Marcos High School before playing four collegiate years at UCLA. At UCLA, he started 23 of his 34 games and totaled 163 receptions for 1,821 yards and 17 touchdowns. He finished his career as a Bruin fourth all-time in career receptions and became the first UCLA receiver to lead the team in receptions for three straight years since **Craig Bragg** (2001-04).
- Titans punter **Ryan Stonehouse** was born in San Dimas, Calif., and attended Mater Dei High School (Santa Ana, Calif), where he was named the nation's top punter by 247Sports as a senior averaging 45.2 yards per punt. His father, **Paul**, was an All-American punter for Stanford and his uncle, **John Stonehouse** was an All-American punter for Southern California.
- Titans kicker **Nick Folk** was born in Los Angeles and attended Notre Dame High School (Sherman Oaks, Calif.), where he was named the All-California Interscholastic Federation Southern Section second-team kicker and first-team punter. In high school, Folk lettered four years in football and soccer.
- Titans offensive lineman **Daniel Brunskill** was born in San Diego and attended Valley Center High School, where he was a two year letter winner. He then played collegiately at San Diego State, where he appeared in 54 games with 32 starts playing his first three years at tight end before switching to offensive line. He finished his career as an Aztec with 15 catches for 143 yards and three scores.
- Titans assistant head coach/defensive line **Terrell Williams** is a native of Los Angeles and attended West Los Angeles College before transferring to East Carolina University, where he played nose guard.
- Titans general manager **Ran Carthon** was the director of pro personnel for the Los Angeles Rams during their relocation from St. Louis from 2012-2016. He then served in the same role for the 49ers from 2017-2020 before becoming San Francisco's director of player personnel from 2021-2022.
- Titans special teams assistant **Tom Quinn** is from Santa Ana, Calif., and attended Santa Ana Foothill High School (Tustin, Calif.). He also coached linebackers, tight ends and special teams at San Jose State (1999-2001) and Stanford (2002-2005).
- Titans passing game analyst **Pat O'Hara** is from Santa Monica, Calif., attended Santa Monica High School and graduated from the University of Southern California, where he played quarterback.

FORMER CHARGERS

- Titans special teams coordinator **Craig Aukerman** served in the same role for the San Diego Chargers in 2016 after two years as the team's assistant special teams coach.
- Titans defensive pass game coordinator **Chris Harris** was the Chargers assistant defensive backs coach from 2016-2019.
- Titans inside linebackers coach **Bobby King** coached with the San Diego Chargers from 2014-2016.
- Titans assistant offensive line coach **Mike Sullivan** coached for the San Diego Chargers from 2009-2012.

CHARGERS WITH TENNESSEE CONNECTIONS

- Chargers head coach **Brandon Staley** served as a graduate assistant at the University of Tennessee in 2012.
- Chargers defensive coordinator **Derrick Ansley** held the same position with UT from 2019-2020, along with coaching their defensive backs in 2012.
- Chargers passing game coordinator **Tom Arth** was the head coach at the University of Tennessee at Chattanooga from 2017-2018.
- Chargers wide receivers coach **Chris Beatty** played wide receiver at East Tennessee State from 1991-1994. Beatty also coached wide

- receivers at Vanderbilt University in 2011 as well as coordinating the Commodores' recruiting.
- Chargers running backs coach **Derrick Foster** coached at the University of Tennessee in 2012.
- Chargers tight ends coach **Kevin Koger** was a graduate assistant at the University of Tennessee in 2015.
- Chargers defensive quality control coach **Robert Muschamp** was a graduate assistant at the University of Tennessee from 2019-2020.
- Chargers wide receiver **Josh Palmer** played at the University of Tennessee. Palmer appeared in 47 games with 36 starts for the Volunteers and finished his UT career with 99 receptions for 1,514 yards and seven touchdowns.

COACHING CONNECTIONS

- Titans wide receivers coach **Rob Moore** and Chargers assistant special teams coach **Chris Gould** served on Syracuse's staff together in 2013.
- Titans run game coordinator **Justin Outten** and Chargers tight ends coach **Kevin Koger** both served on the Packers coaching staff from 2019-2020.
- Titans assistant defensive line coach **Clinton McMillan** was at UT Chattanooga when Chargers pass game coordinator **Tom Arth** was the head coach for the Mocs from 2017-2018.
- Titans general manager **Ran Carthon** and Chargers general manager **Tom Telesco** spent time together with the Colts from 2004-2006, with Carthon playing running back and Telesco acting as director of pro scouting at the time. Chargers pass game coordinator **Tom Arth** also spent time playing quarterback for Indianapolis during that period.
- Titans inside linebackers assistant **Zak Kuhr** and director of football administration **John Streicher** both spent time at James Madison University while Chargers head coach **Brandon Staley** was the defensive coordinator for the Bulldogs in 2014.
- Titans defensive coordinator **Shane Bowen** (2005-08) played and coached (2009-11) at Georgia Tech while Chargers outside linebackers coach **Giff Smith** coached the Yellow Jackets from 2004-2009.
- Titans pass game coordinator **Charles London** coached with the Bears while Chargers head coach **Brandon Staley** (2017-18) and Chargers defensive line coach **Jay Rodgers** (2015-20) were also on Chicago's staff from 2018-2020.
- Titans defensive pass game coordinator **Chris Harris** coached with the Bears from 2013-2014 while Chargers offensive line coach **Brendan Nugent** was also on Chicago's staff.

CAROLINA CONNECTION





- Star receivers on opposing offenses, the Titans' **DeAndre Hopkins** and the Chargers' **Mike Williams**, as well as Chargers offensive lineman **Jordan McFadden**, all grew up just a few hours away from each other in the South Carolina towns of Central, Vance and Spartanburg, respectively. They all attended Clemson University, with Williams arriving the season after Hopkins was drafted by the Texans in 2013, and McFadden's freshman year being two seasons after William's departure. Hopkins and Williams are part of a distinguished fraternity of Tiger receivers turned NFL standouts including **Sammy Watkins**, **Hunter Renfrow** and **Tee Higgins**.




FORMER COLLEGE TEAMMATES




		S Amani Hooker	(2016-18)
		LB Nick Niemann	(2016-20)
		Derrick Foster (coach)	(2018-20)
		WR Nick Westbrook-Ikhine	(2015-19)
		DB Raheem Layne	(2017-21)
		WR Kearis Jackson	(2018-22)
		LB Monty Rice	(2017-20)
		TE Tre McKitty	(2020)




TITANS-CHARGERS CONNECTIONS




FORMER COLLEGE TEAMMATES

  OLB Arden Key (2015-17)
 CB Kristian Fulton (2016-19)
 OL Will Clapp (2014-17)







  DL Jayden Peevy (2017-21)
 RB Isaiah Spiller (2019-21)





  OL Peter Skoronski (2020-22)
 OL Rashawn Slater (2017-20)

  WR Kyle Philips (2018-21)
 RB Joshua Kelley (2017-19)

  OL Xavier Newman (2017-20)
 DB J.T. Woods (2018-21)





FORMER NFL TEAMMATES




  Terrell Williams (coach) (2014)
 Rob Moore (coach) (2015-17)
 OLB Arden Key (2018-20)
 DL Denico Autry (2014-17)
 OLB Khalil Mack (2014-17)




  OL Chris Hubbard (2018-22)
 DB Mike Brown (2022)
 Jeff Howard (coach) (2020-22)


  QB Ryan Tannehill (2012-18)
 Terrell Williams (coach) (2015-17)
 DL Nick Williams (2016)




FORMER NFL TEAMMATES

  Justin Outten (coach) (2019-21)
 OL Corey Linsey (2014-20)
 Kevin Koger (coach) (2019-20)





  Tom Quinn (coach) (2006-21)
 DL Austin Johnson (2020-21)

  K Nick Folk (2019-22)
 CB J.C. Jackson (2018-21)

  Chris Harris (coach) (2013-14)
 Charles London (coach) (2018-20)
 DL Nick Williams (2018-19)
 Brandon Staley (coach) (2017-18)
 Brendan Nugent (coach) (2013-14)
 Jay Rodgers (coach) (2015-20)

  Ran Carthon (GM) (2012-16)
 DL Morgan Fox (2016-20)

  Ran Carthon (*player*) (GM) (2004-06)
 Tom Tolesco (GM) (1998-2012)
 Tom Arth (*player*) (coach) (2003-05)

  LB Luke Gifford (2019-22)
 Kellen Moore (coach) (2015-22)
 Doug Nussmeier (coach) (2018-22)

GAME PREVIEW

TEAM NOTES

PLAYER NOTES

MEDIA

STATISTICS

ROSTERS

CAREER GAME-BY-GAME STATS VS. THE CHARGERS: TITANS OFFENSE

QUARTERBACKS

Ryan Tannehill (Passing)

Date	Opp	W-L	G/S	Att	Cmp	Pct	Yds	Yd/A	TD	TD%	Int	Int%	Lg	Sk	Lst	Rate
11/17/13	SD	W	QB	35	22	62.9	268	7.66	1	2.9	1	2.9	39t	4	29	84
11/2/14	SD	W	QB	34	24	70.6	288	8.47	3	8.8	0	0.0	38	0	0	125.6
12/20/15	@SD	L	QB	34	20	58.8	216	6.35	0	0.0	0	0.0	35	3	29	77.6
11/13/16	@SD	W	QB	24	17	70.8	240	10.00	2	8.3	0	0.0	56	1	9	130.6
10/20/19	LAC	W	QB	29	23	79.3	312	10.76	2	6.9	1	3.4	38	2	17	120.1
12/18/22	@LAC	L	QB	22	15	68.2	165	7.50	0	0.0	1	4.5	37	4	28	71.2
Totals		4-2	6/6	178	121	68.0	1489	8.37	8	4.5	3	1.7	56	14	112	101.5

Ryan Tannehill (Rushing)

Date	Opp	W-L	G/S	Att	Yds	Avg	Lg	TD
11/17/13	SD	W	QB	4	21	5.3	10	0
11/2/14	SD	W	QB	4	47	11.8	22	0
12/20/15	@SD	L	QB	3	4	1.3	2	1
11/13/16	@SD	W	QB	3	16	5.3	18	0
10/20/19	LAC	W	QB	5	7	1.4	6	0
12/18/22	@LAC	L	QB	3	1	0.3	1t	1
Totals		4-2	6/6	22	96	4.4	22	2

Malik Willis (Passing)

Date	Opp	W-L	G/S	Att	Cmp	Pct	Yds	Yd/A	TD	TD%	Int	Int%	Lg	Sk	Lst	Rate
12/18/22	@LAC	L		4	3	75.0	20	5.0	0	0.0	0	0.0	7	0	0	85.4
Totals		0-1	1/0	4	3	75.0	20	5.0	0	0.0	0	0.0	7	0	0	85.4

Will Levis (Passing)

Date	Opp	W-L	G/S	Att	Cmp	Pct	Yds	Yd/A	TD	TD%	Int	Int%	Lg	Sk	Lst	Rate
None																
Totals		0-0	0/0	0	0	0.0	0	0	0	0	0	0.0	0	0	0	0

RUNNING BACKS

Julius Chestnut

Date	Opp	W-L	G/S	Rushing					Receiving				
				Att	Yds	Avg	Lg	TD	Rec	Yds	Avg	Lg	TD
12/18/22	@LAC	L		0	0	-	-	0	0	0	-	-	0
Totals		0-0	0/0	0	0	-	-	0	0	0	-	-	0

Derrick Henry

Date	Opp	W-L	G/S	Rushing					Receiving				
				Att	Yds	Avg	Lg	TD	Rec	Yds	Avg	Lg	TD
10/21/18	@LAC	L	RB	12	33	2.8	7	1	2	32	16.0	21	0
10/20/19	LAC	W	RB	22	90	4.1	12	1	1	18	18.0	18	0
12/18/22	@LAC	L	RB	21	104	5.0	13	1	4	59	14.8	37	0
Totals		1-2	3/3	55	227	4.1	13	3	7	109	15.6	37	0

Tyjae Spears

Date	Opp	W-L	G/S	Rushing					Receiving							
				Att	Yds	Avg	Lg	TD	Rec	Yds	Avg	Lg	TD			
None																
Totals		0-0	0/0	0	0	-	-	0	0	0	-	-	0			

WIDE RECEIVERS

Treyton Burks

Date	Opp	W-L	G/S	Rec	Yds	Avg	Lg	TD
None								
Totals		0-0	0/0	0	0	-	-	0

Colton Dowell

Date	Opp	W-L	G/S	Rec	Yds	Avg	Lg	TD
None								
Totals		0-0	0/0	0	0	-	-	0

DeAndre Hopkins

Date	Opp	W-L	G/S	Rec	Yds	Avg	Lg	TD
9/9/13	@SD	W	WR	5	66	13.2	30	0
11/27/16	SD	L	WR	5	70	14	19	0
9/22/19	@LAC	W	WR	6	67	11.2	34	0
11/27/22	LAC	L	WR	4	87	21.8	33t	1
Totals		2-2	4/4	20	290	14.5	34	1

Kearis Jackson

Date	Opp	W-L	G/S	Rec	Yds	Avg	Lg	TD
None								
Totals		0-0	0/0	0	0	-	-	0

Chris Moore

Date	Opp	W-L	G/S	Rec	Yds	Avg	Lg	TD
12/22/18	@LAC	W		1	8	8	8	0
12/26/21	LAC	W		4	40	10	23	0
10/2/22	LAC	L	WR	0	0	-	-	0
Totals		2-1	3/1	5	48	9.6	23	0

Nick Westbrook-Ikhine

Date	Opp	W-L	G/S	Rec	Yds	Avg	Lg	TD
12/18/22	@LAC	L	WR	0	0	-	-	0
Totals		0-1	1/1	0	0	-	-	0

CAREER GAME-BY-GAME STATS VS. THE CHARGERS: TITANS OFFENSE

TIGHT ENDS

Chig Okonkwo

Date	Opp	W-L	G/S	Rec	Yds	Avg	Lg	TD
12/18/22	@LAC	L	TE	4	54	13.5	28	0
Totals		0-1	1/1	4	54	13.5	28	0

Josh Whyte

Date	Opp	W-L	G/S	Rec	Yds	Avg	Lg	TD
None								
Totals		0-0	0/0	0	0	-	-	0

Trevon Wesco

Date	Opp	W-L	G/S	Rec	Yds	Avg	Lg	TD
None								
Totals		0-0	0/0	0	0	-	-	0

CAREER GAME-BY-GAME STATS VS. THE CHARGERS: TITANS SPECIALISTS

RETURNERS

Julius Chestnut

Date	Opp	W-L	PR	FC	Yds	Avg	Lg	TD	KR	Yds	Avg	Lg	TD
12/18/22	@LAC	L	0	0	0	-	-	0	1	6	6.0	6	0
Totals		0-1	0	0	0	-	-	0	1	6	6.0	6	0

Amani Hooker

Date	Opp	W-L	PR	FC	Yds	Avg	Lg	TD	KR	Yds	Avg	Lg	TD
12/18/22	@LAC	L	0	0	0	-	-	0	0	0	-	-	0
Totals		0-0	00	0	0	-	-	0	0	0	-	-	0

Kearis Jackson

Date	Opp	W-L	PR	FC	Yds	Avg	Lg	TD	KR	Yds	Avg	Lg	TD
None													
Totals		0-0	00	0	0	-	-	0	0	0	-	-	0

Tyjae Spears

Date	Opp	W-L	PR	FC	Yds	Avg	Lg	TD	KR	Yds	Avg	Lg	TD
None													
Totals		0-0	00	0	0	-	-	0	0	0	-	-	0

KICKERS

Nick Folk

Date	Opp	W-L	FGM	FGA	Pct	XPM	XPA	1-19	20-29	30-39	40-49	50+	Lg	KO	TB
12/13/09	SD	L	1	2	50	2	2	0-0	0-0	1-1	0-1	0-0	31	0	0
10/23/11	SD	W	2	2	100	3	3	0-0	0-0	2-2	0-0	0-0	35	6	0
12/23/12	SD	L	1	1	100	2	2	0-0	0-0	0-0	1-1	0-0	40	4	0
10/5/14	@SD	L	0	0	-	0	0	0-0	0-0	0-0	0-0	0-0	-	1	1
12/6/20	@LAC	W	1	1	100	6	6	0-0	0-0	1-1	0-0	0-0	32	0	0
10/31/21	@LAC	W	4	4	100	1	1	0-0	1-1	1-1	2-2	0-0	48	0	0
Totals		3-3	9	10	90	14	14	0-0	1-1	5-5	3-4	0-0	48	11	1

PUNTERS

Ryan Stonehouse

Date	Opp	W-L	Num	Blk	Yds	Avg	Lg	TB	In20	NetAvg
12/18/22	@LAC	L	7	0	392	56.0	68	1	4	45.6
Totals		0-1	7	0	392	56.0	68	1	4	45.6

CAREER GAME-BY-GAME STATS VS. THE CHARGERS: TITANS DEFENSE

Azeez Al-Shaair (LB)

Date	Opp	W-L	G/S	Tackle	Sack	Int	FF	FR
11/13/22	LAC	W		3	0.0	0	0	0
Totals		1-0	1/0	3	0.0	0	0	0

Denico Autry (DL)

Date	Opp	W-L	G/S	Tackle	Sack	Int	FF	FR
11/16/14	@SD	L		2	0	0	0	0
12/24/15	SD	W	DE	2	1	0	0	0
10/9/16	SD	W		0	0	0	0	0
12/18/16	@SD	W	DT	3	1	0	0	0
10/15/17	LAC	L		3	0	0	0	0
12/31/17	@LAC	L	DT	3	0	0	0	0
9/8/19	@LAC	L	UT	4	0.5	0	0	0
Totals		3-4	7/4	17	2.5	0	0	0

CAREER GAME-BY-GAME STATS VS. THE CHARGERS: TITANS DEFENSE

Tre Avery (CB)

Date	Opp	W-L	G/S	Tackle	Sack	Int	FF	FR
None								
Totals		0-0	0/0	0	0.0	0	0	0

Mike Brown (S)

Date	Opp	W-L	G/S	Tackle	Sack	Int	FF	FR
None								
Totals	0-0	0/0	0	0.0	0	0	0	0

Kevin Byard (S)

Date	Opp	W-L	G/S	Tackle	Sack	Int	FF	FR
11/6/16	@SD	L		9	0	0	0	0
10/21/18	@LAC	L	FS	1	0	0	0	0
10/20/19	LAC	W	FS	6	0	0	0	0
12/18/22	@LAC	L	S	5	0	1	0	0
Totals		1-3	4/3	21	0.0	1	0	0

Kristian Fulton (CB)

Date	Opp	W-L	G/S	Tackle	Sack	Int	FF	FR
None								
Totals		0-0	0/0	0	0.0	0	0	0

Jack Gibbens (LB)

Date	Opp	W-L	G/S	Tackle	Sack	Int	FF	FR
12/18/22	@LAC	L		6	0.0	0	0	0
Totals		0-1	1/0	0	0.0	0	0	0

Luke Gifford (LB)

Date	Opp	W-L	G/S	Tackle	Sack	Int	FF	FR
9/19/21	@LAC	W		0	0.0	0	0	0
Totals		1-0	1/0	0	0.0	0	0	0

Trevis Gipson (OLB)

Date	Opp	W-L	G/S	Tackle	Sack	Int	FF	FR
None								
Totals		0-0	0/0	0	0.0	0	0	0

Armani Hooker (S)

Date	Opp	W-L	G/S	Tackle	Sack	Int	FF	FR
10/20/19	LAC	W		1	0.0	0	0	0
Totals		1-0	1/0	1	0.0	0	0	0

Matthew Jackson (S)

Date	Opp	W-L	G/S	Tackle	Sack	Int	FF	FR
None								
Totals		0-0	0/0	0	0.0	0	0	0

Naquan Jones (DT)

Date	Opp	W-L	G/S	Tackle	Sack	Int	FF	FR
12/18/22	@LAC	L	DT	2	0.0	0	0	0
Totals		0-1	1/1	2	0.0	0	0	0

Anthony Kendall (CB)

Date	Opp	W-L	G/S	Tackle	Sack	Int	FF	FR
None								
Totals		0-0	0/0	0	0.0	0	0	0

Arden Key (OLB)

Date	Opp	W-L	G/S	Tackle	Sack	Int	FF	FR
10/7/18	@LAC	L		1	0.0	0	0	0
11/11/18	LAC	L	DE	4	0.0	0	0	0
12/17/20	LAC	L		1	0.0	0	0	0
9/25/22	@LAC	W		1	0.0	0	0	0
Totals		1-3	4/1	7	0.0	0	0	0
Playoffs								
1/14/23	LAC	W		1	0.0	0	0	0
Playoff Totals		1-0	1/0	1	0.0	0	0	0

Harold Landry III (OLB)

Date	Opp	W-L	G/S	Tackle	Sack	Int	FF	FR
10/21/18	@LAC	L		1	0.0	0	0	0
10/20/19	LAC	W	LB	3	0.0	0	0	0
Totals		1-1	2/1	4	0.0	0	0	0

Roger McCreary (CB)

Date	Opp	W-L	G/S	Tackle	Sack	Int	FF	FR
12/18/22	@LAC	L	CB	3	0.0	0	0	0
Totals		0-1	1/1	3	0.0	0	0	0

Elijah Molden (CB)

Date	Opp	W-L	G/S	Tackle	Sack	Int	FF	FR
None								
Totals		0-0	0/0	0	0.0	0	0	0

Caleb Murphy (OLB)

Date	Opp	W-L	G/S	Tackle	Sack	Int	FF	FR
None								
Totals		0-0	0/0	0	0.0	0	0	0

Sean Murphy-Bunting (CB)

Date	Opp	W-L	G/S	Tackle	Sack	Int	FF	FR
10/4/20	LAC	W	CB	2	0.0	0	0	0
Totals		1-0	1/1	2	0.0	0	0	0

Jayden Peevy (DT)

Date	Opp	W-L	G/S	Tackle	Sack	Int	FF	FR
None								
Totals		0-0	0/0	0	0.0	0	0	0

Otis Reese IV (LB)

Date	Opp	W-L	G/S	Tackle	Sack	Int	FF	FR
None								
Totals		0-0	0/0	0	0.0	0	0	0

Monty Rice (LB)

Date	Opp	W-L	G/S	Tackle	Sack	Int	FF	FR
12/18/22	@LAC	L	LB	5	0.0	0	0	0
Totals		1-0	1/1	5	0.0	0	0	0

Jeffery Simmons (DT)

Date	Opp	W-L	G/S	Tackle	Sack	Int	FF	FR
10/20/19	LAC	W		4	1.0	0	0	0
12/18/22	@LAC	L	DT	7	1.0	0	0	0
Totals		1-1	2/1	11	2.0	0	0	0

Teair Tart (DT)

Date	Opp	W-L	G/S	Tackle	Sack	Int	FF	FR
None								
Totals		0-0	0/0	0	0.0	0	0	0

Kindle Vildor (CB)

Date	Opp	W-L	G/S	Tackle	Sack	Int	FF	FR
None								
Totals		0-0	0/0	0	0.0	0	0	0

Rashad Weaver (OLB)

Date	Opp	W-L	G/S	Tackle	Sack	Int	FF	FR
12/18/22	@LAC	L		2	0.0	0	0	0
Totals		0-1	1/0	2	0.0	0	0	0

REGULAR TITANS LINEUP

OFFENSIVE STARTERS

WR 16-Treyton Burks (6-2, 225, 2nd Year/2nd with Titans, Arkansas) - The 18th overall pick in 2022 tied for third on the team in receiving yards (444) and tied for third in receptions (33) as a rookie. In three years at Arkansas (2019-21), he became the sixth all-time leading receiver in school history (146 receptions for 2,399 yards) and tied for the fifth-most touchdown catches in school annals (18).

	G	GS	Rec	Yds	Avg	Lg	TD
2023	1	1	2	18	9.0	14	0
Career	12	7	35	462	13.2	51	1

TE 88-Trevon Wesco (6-3, 267, 5th year/1st with Titans, West Virginia) - A fourth-round pick in 2019, Wesco began his career with three years at the New York Jets (2019-21) and one season with the Bears (2022) before joining the Titans as an unrestricted free agent in 2023.

	G	GS	Rec	Yds	Avg	Lg	TD
2023	1	1	0	0	-	0	0
Career	55	14	8	113	14.1	32	0

LT 71-Andre Dillard (6-5, 315, 5th Year/1st with Titans, Washington State) - The 22nd overall pick in 2019 spent four years in Philadelphia before signing with the Titans in 2023. He appeared in 43 games with nine starts for the Eagles.
2023 G/GS: 1/1, Career G/GS: 44/10

LG 77-Peter Skoronski (6-4, 313, Rookie, Northwestern) - The 11th overall pick did not miss a game or a start in his three seasons at Northwestern, appearing in 33 contests at left tackle. In his third year, he became the first unanimous first-team All-American in Northwestern history.
2023 & Career G/GS: 1/1

C 55-Aaron Brewer (6-1, 295, 4th Year/4th with Titans, Texas State) - The former undrafted free agent emerged as a full-time starter in 2022 at left guard before shifting to center for 2023. He started 23 games from 2020-22.
2023 G/GS: 1/1, Career G/GS: 42/24

RG 60-Daniel Brunskill (6-5, 300, 5th Year/1st with Titans, San Diego St.) - After entering the NFL as a rookie free agent in 2017, he spent two years with Atlanta before joining the 49ers in 2019. He started 42 total games at four different positions before arriving in Tennessee.
2023 G/GS: 1/1, Career G/GS: 62/43

RT 66-Chris Hubbard (6-4, 295, 10th Year/1st with Titans, Alabama-Birmingham) - Before signing with the Titans at the start of training camp in 2023, he was with the Steelers from 2013-17 and with the Browns from 2018-22. He appeared in 85 career games with 49 starts in that time period.
2023: 1/1, Career G/GS: 86/50

TE 85-Chig Okonkwo (6-3, 238, 2nd Year/2nd with Titans, Maryland) - The 2022 fourth-rounder set the franchise rookie tight end record with 450 receiving yards and tied for the third-best reception total (32) among Titans/Oilers rookie tight ends. At Maryland (2018-21), he had 77 catches for 717 yards and eight touchdowns.

	G	GS	Rec	Yds	Avg	Lg	TD
2023	1	1	0	0	-	0	0
Career	18	9	32	450	14.1	48	3

WR 10-DeAndre Hopkins (6-1, 212, 11th Year/1st with Titans, Clemson) - A first-round pick in 2013, the five-time Pro Bowler played in Houston from 2013-19 and in Arizona from 2020-22. During his first 10 seasons, he led the NFL in receptions (853) and was second in receiving yards (11,298).

	G	GS	Rec	Yds	Avg	Lg	TD
2023	1	1	7	65	9.3	16	0
Career	146	146	860	11,363	13.2	76t	71

QB 17-Ryan Tannehill (6-4, 217, 12th Year/5th with Titans, Texas A&M) - Acquired via trade from Miami in 2019, he led the Titans to three consecutive playoff appearances and two division titles in his first three seasons. From the time he took over as the Titans' starter in 2019 through 2022, his 100.7 passer rating ranked fourth in the NFL.

	G	GS	Att	Cmp	Pct	Yds	TD	Int	Lg	Sk	Rate
2023	1	1	34	16	47.1	198	0	3	46	3	28.8
Career	146	144	4,568	2,930	64.1	33,463	212	111	91t	386	91.4

RB 22-Derrick Henry (6-3, 247, 8th Year/8th with Titans, Alabama) - The former Heisman winner, 2016 second-round pick and two-time NFL rushing champion (2019-20) finished second in the NFL in rushing in 2022 (1,538 yards). No NFL player had more rushing yards (8,335) or rushing touchdowns (78) from 2016 to 2022.

	G	GS	Att	Yds	Avg	Lg	TD	Rec	Yds	Avg	Lg	TD
2023	1	1	15	63	4.2	18	0	2	56	28.0	46	0
Career	103	72	1765	8,398	4.8	99t	78	129	1,300	10.1	75t	3

OFFENSIVE RESERVES

RB 36-Julius Chestnut (5-11, 228, 2nd Year/2nd with Titans, Sacred Heart) - The undrafted rookie appeared in six games as a rookie in 2022. During a four-year college career, he rushed for 3,467 yards and 29 touchdowns.

	G	GS	Att	Yds	Avg	Lg	TD	Rec	Yds	Avg	Lg	TD
2023	1	0	0	0	-	0	0	0	0	-	0	0
Career	7	0	9	12	1.3	5	0	3	41	13.7	33	0

WR 5-Kearis Jackson (5-11, 196, Rookie, Georgia) - The undrafted rookie appeared in 55 games in five seasons at Georgia, where he was part of two national championships and totaled 78 receptions for 1,107 yards and four touchdowns. As a returner, he fielded 42 punts for 338 yards and returned 35 kickoffs for 805 yards.

	G	GS	Rec	Yds	Avg	Lg	TD
2023/Career	1	0	0	0	-	0	0

C/G 62-Corey Levin (6-4, 307, 5th Year/5th with Titans, Chattanooga) - A sixth-round pick in 2017, Levin re-joined the Titans in 2021 after being claimed off waivers from the N.Y. Jets. He also spent time with the Broncos, Bears and Patriots. His 17 games played and three starts in 2022 were career highs.
2023 G/GS: 0/0, Career G/GS: 45/4

WR 11-Chris Moore (6-1, 200, 8th Year/1st with Titans, Cincinnati) - A fourth-round pick in 2016, Moore spent five seasons with the Ravens before playing with the Texans from 2021-22. He had a career-best 48 receptions and 548 yards in 2022.

	G	GS	Rec	Yds	Avg	Lg	TD
2023	1	0	0	0	-	0	0
Career	90	13	116	1286	11.1	67t	8

OL 67-Xavier Newman (6-2, 297, 1st Year/1st with Titans, Baylor) - The 2022 undrafted free agent spent the majority of his rookie campaign on the practice squad. In college, he appeared in 47 games with 37 starts over five seasons, recording starts at left guard, right guard and center.
2023 G/GS: 0/0, Career G/GS: 1/0

OL 75-Dillon Radunz (6-6, 301, 3rd Year/3rd with Titans, North Dakota State) - The 2021 second-round draft pick appeared in 23 games with five starts in his first two seasons, including four starts in 2022. He started 32 career games at left tackle in college.
2023 G/GS: 0/0, Career G/GS: 23/5

RB 32-Tyjae Spears (5-11, 195, Rookie, Tulane) - The third-round pick appeared in 33 games with 20 starts at Tulane, totaling 2,910 yards and 31 touchdowns on 427 carries and adding 48 receptions for 564 yards and three scores. He ended his career as the school's all-time leader in yards per carry (6.8).

	G	GS	Att	Yds	Avg	Lg	TD	Rec	Yds	Avg	Lg	TD
'23/Career	1	0	3	27	9.0	17	0	1	1	1.0	1	0

WR 15-Nick Westbrook-Ikhine (6-2, 211, 4th Year/4th with Titans, Indiana) - The former undrafted free agent emerged as a regular on offense in 2021, and in 2022, he set a career high in games (17) and starts (13).

	G	GS	Rec	Yds	Avg	Lg	TD
2023	1	0	4	58	14.5	24	0
Career	48	21	70	964	13.8	63t	7

TE 81-Josh Whyle (6-7, 248, Rookie, Cincinnati) - The fifth-round pick appeared in 52 games with 20 starts over five seasons at Cincinnati, catching 88 passes for 1,062 yards. His 15 career touchdown grabs set the Bearcats' school record for a tight end.

	G	GS	Rec	Yds	Avg	Lg	TD
2023/Career	1	0	0	0	-	0	0

QB 7-Malik Willis (6-1, 219, 2nd Year/2nd with Titans, Liberty) - The 2022 third-rounder appeared in eight games with three starts as a rookie. In college, he spent three years at Liberty after transferring from Auburn, and during two seasons as Liberty's starter (2020-21), he led the FBS with 74 total passing (47) and rushing (27) touchdowns.

	G	GS	Att	Cmp	Pct	Yds	TD	Int	Lg	Sk	Rate
2023	0	0	0	0	-	0	0	0	0	0	-
Career	8	3	61	31	50.8	276	0	3	48	10	42.8

SPECIALISTS

LS 46-Morgan Cox (6-4, 233, 14th Year/3rd with Titans, Tennessee) - Cox earned his fifth Pro Bowl berth in 2022. He was signed as an unrestricted free agent in 2021 after playing his first 11 seasons in Baltimore, where he was selected to four Pro Bowls.
2023 G/GS: 1/0, Career G/GS: 200/0

REGULAR TITANS LINEUP

K 6-Nick Folk (6-1, 225, 16th Year/1st with Titans, Arizona) - Folk spent 15 previous seasons with Dallas (2007-09), New York Jets (2010-2016), Tampa Bay (2017) and New England (2019-22) before a 2023 trade sent him from the Patriots to the Titans. He holds the NFL record for consecutive field goals made (64) under 50 yards.

	G	FGM	FGA	Pct	Lg	XPM	XPA	Pts
2023	1	5	5	100.0	50	0	0	15
Career	212	358	431	83.1	56	458	473	1532

P 4-Ryan Stonehouse (5-10, 193, 2nd Year/2nd with Titans, Colorado State) - The undrafted rookie was named second-team All-Pro in 2022 after setting the NFL record for gross punting average (53.1) as well as the record for rookie net punting average (44.0).

	G	Punt	Yds	Avg	TB	In20	Lg	Blk	NetAvg
2023	1	3	107	35.7	0	1	62	0	33.7
Career	18	93	4,886	52.5	9	31	74	0	43.7

DEFENSIVE STARTERS

DE 96-Denico Autry (6-5, 285, 10th Year/3rd with Titans, Mississippi State) - Originally a rookie free agent with the Raiders in 2014, he played for the Raiders (2014-17) and Colts (2018-20) before joining the Titans in 2021. His 17 sacks from 2021-22 led the Titans, as did his eight sacks in 2022.

	GP	GS	Tackle	Sack	QBP	TFL	Int	PD	FF	FR
2023	1	1	5	1.5	6	1	0	0	0	0
Career	126	76	280	49.0	148	69	0	29	5	3

NT 93-Teair Tart (6-2, 304, 4th Year/4th with Titans, Florida International) - Originally an undrafted free agent in 2020, his production increased in each of his first three seasons, including career highs with 16 starts, 34 tackles and 1.5 sacks in 2022.

	GP	GS	Tackle	Sack	QBP	TFL	Int	PD	FF	FR
2023	1	1	5	0.0	0	1	0	0	0	0
Career	35	28	60	1.5	27	9	1	7	0	1

DT 98-Jeffery Simmons (6-4, 305, 5th Year/5th with Titans, Mississippi State) - The 19th overall draft pick in 2019 appeared in 56 games with 54 starts in his first four seasons. From 2020-22, he led the team with 19 sacks, including 7.5 sacks in 2022. He earned Pro Bowl berths in 2021 and 2022.

	GP	GS	Tackle	Sack	QBP	TFL	Int	PD	FF	FR
2023	1	1	5	1.0	3	2	0	0	0	0
Career	57	55	201	22.0	138	28	0	19	2	3

OLB 49-Arden Key (6-5, 240, 6th Year/1st with Titans, Louisiana State) - The former third-round pick signed in Tennessee in 2023 following stints in Oakland/Las Vegas (2018-20), San Francisco (2021) and Jacksonville (2022). He totaled 14 sacks in 71 career games before arriving in Tennessee.

	GP	GS	Tackle	Sack	QBP	TFL	Int	PD	FF	FR
2023	1	0	4	1.5	11	1	0	1	0	0
Career	72	13	102	15.5	129	19	0	6	0	1

LB 2-Azeez Al-Shaair (6-2, 228, 5th Year/1st with Titans, Florida Atlantic) - The former undrafted free agent signed with the Titans in 2023 after appearing in 56 games with 31 starts in four seasons with the 49ers (2019-22).

	GP	GS	Tackle	Sack	QBP	TFL	Int	PD	FF	FR
2023	1	1	6	0.0	0	0	0	0	0	0
Career	57	32	197	2.0	9	11	2	7	2	3

LB 50-Jack Gibbens (6-3, 242, 2nd Year/2nd with Titans, Minnesota) - The 2022 undrafted rookie appeared in four games with one start in 2022. In college, he posted 92 tackles in one season at Minnesota (2021) after playing four seasons at Abilene Christian (2017-20).

	GP	GS	Tackle	Sack	QBP	TFL	Int	PD	FF	FR
2023	1	1	7	0.0	0	1	0	0	0	0
Career	6	3	34	0.0	0	1	1	1	0	0

OLB 58-Harold Landry III (6-2, 252, 6th Year/6th with Titans, Boston College) - The 41st overall draft pick in 2018 totaled a team-high 31 sacks from 2018-21. He started every game for the third consecutive season in 2021 and led the defense with a career-high 12 sacks, earning his first Pro Bowl berth. He missed the entire 2022 campaign while on injured reserve.

	GP	GS	Tackle	Sack	QBP	TFL	Int	PD	FF	FR
2023	1	1	1	0.0	4	0	0	0	0	0
Career	65	53	272	31.0	131	30	2	8	3	2

CB 0-Sean Murphy-Bunting (6-0, 195, 5th Year/1st with Titans, Central Michigan) - The 2019 second-rounder spent his first four seasons in Tampa Bay before signing with the Titans in 2023. In 53 career games with the Bucs, he notched 36 starts and six interceptions.

	GP	GS	Tackle	Sack	QBP	TFL	Int	PD	FF	FR
2023	1	1	6	0.0	0	0	0	0	1	0
Career	54	37	184	1.0	7	6	6	21	5	1

CB 21-Roger McCreary (5-11, 190, 2nd Year/2nd with Titans, Auburn) - The 2022 second-rounder started all 17 games as a rookie and ranked third on the team with 85 tackles. He was a two-year starter at Auburn, where he compiled six interceptions and 35 passes defended in 42 games (23 starts).

	GP	GS	Tackle	Sack	QBP	TFL	Int	PD	FF	FR
2023	1	0	0	0.0	0	0	0	0	0	0
Career	18	17	85	0.0	1	2	1	8	0	0

S 31-Kevin Byard (5-11, 212, 8th Year/8th with Titans, Middle Tennessee State) - The 2016 third-round pick appeared in all 114 games with 105 starts during his first seven seasons. He ranked second in the NFL from 2017-22 with 27 total interceptions. In 2022, the two-time Pro Bowler led the defense in tackles (106) and interceptions (four) for the second consecutive season.

	GP	GS	Tackle	Sack	QBP	TFL	Int	PD	FF	FR
2023	1	1	9	0.0	0	0	0	0	0	0
Career	115	106	651	4.0	17	13	27	68	3	3

S 37-Amani Hooker (5-11, 210, 5th Year/5th with Titans, Iowa) - The 19th fourth-round pick played in 53 games with 24 starts in his first four seasons. His six total interceptions from 2020-22 ranked second on the team. Injuries limited him to nine games in 2022.

	GP	GS	Tackle	Sack	QBP	TFL	Int	PD	FF	FR
2023	1	1	4	0.0	0	1	1	2	0	0
Career	54	25	169	0.0	4	4	7	17	2	1

CB 26-Kristian Fulton (5-11, 197, 4th Year/4th with Titans, Louisiana State) - The 2020 second-rounder appeared in 30 games with 26 starts over his first three seasons, totaling four interceptions and 20 passes defended. He produced 48 tackles and one interception in 2022.

	GP	GS	Tackle	Sack	QBP	TFL	Int	PD	FF	FR
2023	1	1	2	0.0	0	0	0	0	0	0
Career	31	27	106	1.0	1	4	4	20	1	1

DEFENSIVE RESERVES

CB 23-Tre Avery (5-11, 181, 2nd Year/2nd with Titans, Rutgers) - The undrafted rookie appeared in 14 games with three starts in 2022 and led the team with nine passes defended. At Rutgers, he played 35 games with 22 starts and totaled four career interceptions.

	GP	GS	Tackle	Sack	QBP	TFL	Int	PD	FF	FR
2023	0	0	0	0.0	0	0	0	0	0	0
Career	14	3	23	0.0	0	1	0	9	0	0

S 44-Mike Brown (6-1, 215, 1st Year/1st with Titans, Miami (OH)) - The former undrafted free agent joined the Titans in the final week of 2022. He spent time as a rookie with Minnesota, Green Bay and Cleveland.

	GP	GS	Tackle	Sack	QBP	TFL	Int	PD	FF	FR
2023	1	0	0	0.0	0	0	0	0	0	0
Career	4	0	0	0.0	0	0	0	0	0	0

OLB 51-Trevis Gipson (6-4, 263, 4th Year/1st with Titans, Tulsa) - Gipson was signed as a free agent prior to the 2023 season after spending the first three seasons of his career in Chicago, where he totaled 10 sacks in 40 games.

	GP	GS	Tackle	Sack	QBP	TFL	Int	PD	FF	FR
2023	1	0	0	0.0	1	0	0	0	0	0
Career	41	19	72	10.0	54	11	0	5	5	1

DL 90-Naquan Jones (6-3, 313, 3rd Year/3rd with Titans, Michigan State) - As an undrafted rookie in 2021, he recorded five starts and 2.5 sacks in 13 games. He followed that with one sack in 11 games (one start) in 2022.

	GP	GS	Tackle	Sack	QBP	TFL	Int	PD	FF	FR
2023	1	0	1	0.0	0	0	0	0	0	0
Career	25	6	46	3.5	7	6	0	2	0	0

DB 24-Elijah Molden (5-10, 192, 3rd Year/3rd with Titans, Washington) - The third-round draft pick (100th overall) appeared in 16 games as a rookie in 2021, including seven starts in sub-packages. He was limited to two games and one start in 2022 due to two separate stints on injured reserve.

	GP	GS	Tackle	Sack	QBP	TFL	Int	PD	FF	FR
2023	1	0	8	0.0	0	0	0	1	0	0
Career	19	8	73	0.0	7	4	1	5	1	1

LB 56-Monty Rice (6-0, 233, 2nd Year/2nd with Titans, Georgia) - The Huntsville, Ala., native was selected in the third round of the 2021 NFL Draft after four seasons at Georgia (2017-20). In 2022, he appeared in 13 games with six starts, and his 63 tackles ranked fourth on the team.


	GP	GS	Tackle	Sack	QBP	TFL	Int	PD	FF	FR
2023	1	0	0	0.0	0	0	0	0	0	0
Career	24	10	93	0.0	3	4	0	2	0	0

OLB 99-Rashad Weaver (6-4, 259, 3rd Year/3rd with Titans, Pittsburgh) - The fourth-round pick recovered from a season-ending injury in 2021 to appear in 16 games in 2022, when his 5.5 sacks ranked fourth on the team.

	GP	GS	Tackle	Sack	QBP	TFL	Int	PD	FF	FR
2023	1	0	0	0.0	1	0	0	0	0	0
Career	19	4	29	5.5	40	7	0	6	2	1

LAST WEEK VS. THE SAINTS

Week 1: Titans 15, Saints 16
Sunday, Sept. 10, 2023 • 12:00 p.m. CT • Caesars Superdome



In Week 1 of the 2023 season, the Titans traveled to New Orleans to face the Saints and fell by a score of 16-15. It was a game of field goals before the Saints scored the only touchdown of the day to take the lead and the win.

The Titans took a 3-0 lead on the first possession of the game off a 50-yard field goal from **K Nick Folk**. Titans were able to gain possession to set up the score after **S Amani Hooker** forced and recovered a fumble on the opening kickoff.

The Saints responded with a field goal of their own from **K Balke Grupe** after stringing together a nine-play 67-yard drive to tie it at 3-3.

The Titans then turned in an 11-play, 66-yard drive that ended with another field goal by Folk, this one from 27 yards, and it was 6-3 Tennessee at the 3:07 mark of the first quarter.

After another Grupe field goal made it 6-6 midway through the second quarter, Folk added his third field goal of the game, a 31-yard kick, making it 9-6 Titans with 1:40 remaining in the first half. The seven-play 57-yard field goal drive was highlighted by a 46-yard gain by **RB Derrick Henry** off a screen pass from **QB Ryan Tannehill**.

Tennessee held a 9-6 lead going into halftime after Hooker came up with his second takeaway of the day after intercepting **QB Derek Carr** with 37 seconds remaining in the half.

S Marcus Maye intercepted Tannehill on the opening drive of the second half at the New Orleans one-yard line. The Saints drove down and settled for another field goal by Grupe to tie it 9-9.

Later in the third quarter, the Saints made the Titans pay after Tannehill's third interception of the game, as Carr connected with **WR Rashid Shaheed** for a 19-yard touchdown pass to make it 16-9 with 1:23 left to play in the stanza.

The Titans then strung together a 12-play 48-yard drive highlighted by three first down completions from Tannehill that culminated in a 45-yard field goal by Folk to make it 16-12.

Folk made his fifth field goal of the day with 2:17 left to bring Tennessee within one. But the Titans never got the ball back, as the Saints offense converted two third-down opportunities to run out the clock and seal the victory.

SCORING					
	1	2	3	4	Final
Tennessee	6	3	0	6	15
New Orleans	3	3	10	0	16

TEAM	SCORING PLAY	TIME
Titans	N.Folk 50 yd. Field Goal	1-13:40
Saints	B.Grupe 26 yd. Field Goal	1-10:18
Titans	N.Folk 27 yd. Field Goal	1-3:07
Saints	B.Grupe 33 yd. Field Goal	2-7:37
Titans	N.Folk 31 yd. Field Goal	2-1:40
Saints	B.Grupe 52 yd. Field Goal	3-9:25
Saints	R.Shaheed 19 yd. pass from D.Carr (B.Grupe kick)	3-1:23
Titans	N.Folk 45 yd. Field Goal	4-11:12
Titans	N.Folk 29 yd. Field Goal	4-2:17

Missed FGs: None
Attendance: 70,024
Time of Game: 3:17
Weather: Inside
Referee: Ronald Torbert

CLICK TO WATCH HIGHLIGHTS



TEAM STATISTICS

	Titans	Saints
TOTAL FIRST DOWNS	16	15
THIRD DOWN EFFICIENCY	2-12-16.7%	7-16-43.8%
FOURTH DOWN EFFICIENCY	0-0-0.0%	0-0-0.0%
TOTAL NET YARDS	285	351
Plays - Avg.	59-4.8	64-5.5
NET YARDS RUSHING	104	69
Rushes - Avg.	22-4.7	27-2.6
NET YARDS PASSING	181	282
Sacks - Yards Lost	3-17	4-23
PASS ATT-COMP-INT	34-16-3	33-23-1
PUNTS - Avg.	3-35.7	5-48.2
Net Punting Average	33.7	40.8
PUNT RETURNS - Yards	4-37	2-6
KICKOFF RETURNS - Yards	0-0	5-110
INTERCEPTIONS - Yards	1-10	3-5
PENALTIES Number and Yards	6-45	7-45
FUMBLES Number and Lost	0-0	2-1
TOUCHDOWNS	0	1
EXTRA POINTS Made-Attempts	0-0	1-1
RED ZONE EFFICIENCY	0-3-0%	1-4-25%
GOAL TO GO EFFICIENCY	0-0-0%	0-1-0%
SAFETIES	0	0
GIVEAWAYS	3	2
TAKEAWAYS	2	3
TIME OF POSSESSION	31:20	28:40

TITANS STARTERS

OFFENSE				DEFENSE			
WR 16	T. Burks	DL 96	D. Autry				
TE 85	C. Okonkwo	DT 93	T. Tart				
TE 88	T. Wesco	DT 98	J. Simmons				
LT 71	A. Dillard	DT 95	K. Peko				
LG 77	P. Skoronski	LB 2	A. Al-Shaair				
C 55	A. Brewer	LB 50	J. Gibbens				
RG 60	D. Brunskill	OLB 58	H. Landry				
RT 66	C. Hubbard	CB 0	S. Murphy-Bunting				
WR 10	D. Hopkins	S 31	K. Byard				
QB 17	R. Tannehill	S 37	A. Hooker				
RB 22	D. Henry	CB 26	K. Fulton				

SAINTS STARTERS

OFFENSE				DEFENSE			
WR 13	M. Thomas	RDE 96	C. Granderson				
WR 12	C. Olave	DT 99	K. Saunders				
LT 70	T. Penning	DT 93	N. Shepherd				
LG 74	J. Hurst	LDE 94	C. Jordan				
C/G 78	E. McCoy	LB 20	P. Werner				
RG 51	C. Ruiz	LB 56	D. Davis				
RT 71	R. Ramczyk	SAM 53	Z. Baun				
TE 83	J. Johnson	LCB 29	P. Adebo				
TE 87	F. Moreau	SS 6	M. Maye				
QB 4	D. Carr	FS 32	T. Mathieu				
RB 21	J. Williams	RCB 23	M. Lattimore				

TITANS INDIVIDUAL STATISTICS

Rushing	Att	Yds	Avg	Lg	TD
D. Henry	15	63	4.2	18	0
T. Spears	3	27	9.0	17	0
T. Burks	1	9	9.0	9	0
R. Tannehill	3	5	1.7	2	0
Total	22	104	4.7	18	0

Passing	Att	Cmp	Yds	TD	Lg	IN	Rt
R. Tannehill	34	16	198	0	46	3	28.8
Total	34	16	198	0	46	3	28.8

Receiving	No	Yds	Avg	Lg	TD
D. Hopkins	7	65	9.3	16	0
N. Westbrook-Ikhine	4	58	14.5	24	0
D. Henry	2	56	28.0	46	0
T. Burks	2	18	9.0	14	0
T. Spears	1	1	1.0	1	0
Total	16	198	12.4	46	0

Interceptions	No	Yds	Avg	Lg	TD
A. Hooker	1	10	10.0	10	0
Total	1	10	10.0	10	0

Leading Tacklers (Press Box Totals)
 K. Byard 9-6-3; E. Molden 8-6-2; J. Gibbens 7-6-1

Sacks: D. Autry 1.5; A. Key 1.5; J. Simmons 1
FF: S. Murphy-Bunting 1; A. Hooker 1
FR: A. Hooker 1

SAINTS INDIVIDUAL STATISTICS

Rushing	Att	Yds	Avg	Lg	TD
J. Williams	18	45	2.5	11	0
R. Shaheed	2	11	5.5	6	0
T. Jones	1	5	5.0	5	0
D. Carr	3	4	1.3	7	0
T. Hill	3	4	1.3	4	0
Total	27	69	2.6	11	0

Passing	Att	Cmp	Yds	TD	Lg	IN	Rt
D. Carr	33	23	305	1	45	1	96.1
Total	33	23	305	1	45	1	96.1

Receiving	No	Yds	Avg	Lg	TD
C. Olave	8	112	14.0	45	0
R. Shaheed	5	89	17.8	41	1
M. Thomas	5	61	12.2	25	0
J. Johnson	3	36	12.0	27	0
J. Williams	2	7	3.5	5	0
Total	23	305	13.3	45	1

Interceptions	No	Yds	Avg	Lg	TD
M. Maye	1	5	5.0	5	0
M. Lattimore	1	0	0.0	0	0
P. Adebo	1	0	0.0	0	0
Total	3	5	1.7	5	0

Leading Tacklers (Press Box Totals)
 D. Davis 10-9-1; P. Werner 8-3-5

Sacks: C. Granderson 1.5; P. Werner 0.5; C. Jordan 0.5; B. Bresee 0.5
FF: None
FR: None

GAME PREVIEW

TEAM NOTES

PLAYER NOTES

MEDIA

STATISTICS

ROSTERS

NOTES FROM LAST WEEK'S GAME

TEAM NOTES

- The franchise launched its 25th season since becoming the Titans in 1999.
- **Mike Vrabel** began his sixth season as Titans head coach.
- The game was the franchise's first with **Ran Carthon** as general manager.
- Out of the 45 players who saw action in the game for the Titans, 22 made their regular-season debuts with the team. That included six offensive starters (tight end **Trevon Wesco**, left tackle **Andre Dillard**, left guard **Peter Skoronski**, right guard **Daniel Brunskill**, right tackle **Chris Hubbard** and wide receiver **DeAndre Hopkins**) and a pair of defensive starters (linebacker **Azeez Al-Shaair** and cornerback **Sean Murphy-Bunting**).
- The Titans won the time-of-possession battle 31:20 to 28:40.
- The Titans defense notched four total sacks in the first half for the first time since doing so in the 2022 season opener against the New York Giants (Sept. 11, 2022). The number also tied for the second-most sacks of **Derek Carr** in any half of his career.
- The defense allowed 69 rushing yards on 27 attempts by the Saints for an average of 2.6 yards per carry. It was the seventh consecutive game the Titans did not allow their opponents to reach 100 rushing yards, which is the longest active streak in the NFL.
- The defense notched its 17th consecutive game without yielding 100 or more rushing yards to an individual player on the opposing team.
- The defense limited the Saints to one touchdown in four trips inside the red zone.
- **Amani Hooker** helped the Titans open the game with a forced fumble and fumble recovery on the opening kickoff. It was the first time the Titans opened a game with a fumble recovery on the opening kickoff since Oct. 19, 2003 at Carolina, when **Ray Wells** recovered a muffed opening kickoff.

ILB AZEEZ AL-SHAAIR

- Started and was credited with six tackles in his Titans debut.

DL DENICO AUTRY

- Totaled 1.5 sacks and five total tackles, registering his 14th career game with at least 1.5 sacks and his third career game with at least 1.5 sacks and five tackles.
- Split a seven-yard sack of **Derek Carr** with **Arden Key** in the second quarter and added a seven-yard solo sack later in the second quarter.

S KEVIN BYARD

- Led the defense with nine total tackles.

LS MORGAN COX

- Appeared in his 200th career regular-season game. He became the 11th active NFL player to do so and the third active long snapper to do so, joining Carolina's **J.J. Jansen** and Houston's **Jon Weeks**.



K NICK FOLK

- Made his Titans debut and tied his career high with five field goals. It was his sixth career game with five field goals and the fifth occasion in which he connected on five field goals without a miss.
- Made a 50-yard field goal to cap the Titans' opening possession and a 27-yarder to end their second drive.
- Booted a 31-yard field goal in the second quarter and added both a 45-yarder and a 29-yarder in the fourth quarter.
- Became the first Titans kicker with five field goals in a game since **Stephen Gostkowski** made six at Minnesota on Sept. 27, 2020.
- Notched his 19th career game with four or more field goals.

LB JACK GIBBENS

- Started and ranked third on the defense with seven tackles, including a tackle for loss.

RB DERRICK HENRY

- Led the team with 119 scrimmage yards, including 63 rushing yards on 15 carries and 56 receiving yards on a pair of catches.
- Notched his 43rd career game with at least 100 scrimmage yards.
- His 18-yard run in the first quarter helped set up a Titans field goal.
- Took a screen pass 46 yards in the second quarter to record the fifth-longest reception of his career.

S AMANI HOOKER

- Recorded two takeaways: a fumble recovery on kickoff coverage and an interception.
- His game totals also included four tackles, one tackle for loss and a team-high two passes defensed.
- Forced and recovered a fumble on the opening kickoff of the game, stripping the ball from **Rashid Shaheed** to set up a field goal on the ensuing possession. Hooker was credited with his first career special teams forced fumble and special teams fumble recovery. It was the team's first time having a special teams forced fumble and recovery by the same player since **Daren Bates** did so on kickoff coverage against the Jacksonville Jaguars on Nov. 24, 2019.
- Notched his seventh career interception when he picked off a pass by **Derek Carr** to end a Saints drive late in the first half. He returned the ball 10 yards.

WR DeANDRE HOPKINS

- Made his Titans debut and extended his active streak to 146 consecutive games with a reception—every game he has played since he entered the NFL. It is the longest active streak in the NFL.
- Led the team with seven receptions for 65 yards, including a 16-yard catch to convert a third-and-10 in the fourth quarter.
- He was the first Titans player with seven receptions in a contest since **Treyton Burks** (seven) at Green Bay on Nov. 17, 2022.

WR KEARIS JACKSON

- Returned four punts for 37 yards (9.3 avg.), including a 14-yard return, in his NFL debut.

CB ANTHONY KENDALL

- Led the team with three total special teams tackles in his NFL debut.

OLB ARDEN KEY

- Made his Titans debut and tallied four tackles, 1.5 sacks, 11 quarterback pressures and one pass defensed.
- Tied his career high in sacks, equaling his previous high of 1.5 sacks against Dallas as a member of the Jacksonville Jaguars on Dec. 18, 2022.

NOTES FROM LAST WEEK'S GAME



- His 11 quarterback pressures led the team and were the most in the NFL in Week 1 through Sunday, Sept. 10.
- Tallied his first sack of the season in the second quarter, dropping **Derek Carr** for a six-yard loss.
- Shared a seven-yard sack with **Denico Autry** later in the second quarter.
- His four total tackles tied his career high.

OLB HAROLD LANDRY III

- Made his first appearance in the regular season since 2021 and recorded one tackle. He missed the entire 2022 campaign due to injury.

DB ELIJAH MOLDEN

- Ranked second on the defense with eight tackles and added a pass defended in his first regular-season action since Nov. 27, 2022.

CB SEAN MURPHY-BUNTING

- Posted six tackles and a forced fumble in his Titans debut.
- Credited with a forced fumble on a carry by **Jamaal Williams** in the fourth quarter, but Williams recovered the ball.

DT JEFFERY SIMMONS

- Totaled five tackles, one sack and two tackles for loss.
- Recorded his first sack of the season in the second quarter, dropping **Derek Carr** for a three-yard loss.
- Registered his third consecutive Week 1 game with at least one sack.

OL PETER SKORONSKI

- Started at left guard in his NFL debut.

RB TYJAE SPEARS

- Rushed for 27 yards on three carries and added a one-yard reception in his NFL debut.

P RYAN STONEHOUSE

- Used a 62-yard punt to pin the Saints on their own 13-yard line to end the first quarter.

QB RYAN TANNEHILL

- Completed 16 of 34 passes for 198 yards with three interceptions and added three rushing attempts for five yards.
- Completed a screen pass to **Derrick Henry** for a 46-yard gain in the second quarter.

WR NICK WESTBROOK-IKHINE

- Ranked second on the team with four receptions and 58 receiving yards.
- Recorded catches of 21 and 24 yards in a span of three plays in the fourth quarter to help set up a field goal.

SELECT TITANS POSTGAME QUOTES

SUNDAY, SEPT. 10, 2023

HEAD COACH MIKE VRABEL

(on if the game slipped away)

Well, I don't know about that. We've got to play a lot better. We have to come up with some more plays on third down, defensively. We have to match another defense that is excellent. We didn't win the kicking game; and, certainly didn't do good in the red zone offensively. Then, when we needed to get a stop, we were counting on our defense. They played well all day. We had the hiccup down there in the red zone where (on) third down, they (the Saints) scored a touchdown. We will have to play better, and we will. And, we will coach better. I don't think we gave one away. We just (had) too many mistakes.

(on his assessment of the quarterback play)

Well, coaching and quarterback play, line play, defensive play, everybody (has to do better). It's just never going to be about one guy. I told them at halftime. We have to block better. We have to get into our routes better. We have to get open quicker. And we have to throw the ball better. The runners have to run better. That is what it is always going to be. Everybody is tied in. Week One, we found some adversity. It's a great challenge on the road. When we handled the environment, we were able to hit some plays. Unfortunately, it got behind the sticks with too many long situations, too many third and longs, which led to not enough conversions.

(on the defensive play)

Not good enough. Not good enough. (We) gave up a touchdown, just like I said, on third down. If we want to be a great defense, you have to be a great defense all of the time. We tried to put the game in their hands (the defense). I thought that we would get a stop. They (the Saints) had 49 rushing yards when we made the decision to kick. I thought that we would get a stop. I thought that we would find a way to get it inside the 40 and kick a field goal to win the game. That's what I believed."

(on Ryan Tannehill's decision making)

We just have to be more decisive in all three phases and figure out what allows our players to play decisive and play better, especially in an environment like this Ryan will be better. We will coach better. We will get open quicker. And, we will block a little longer than we did today going forward, because that's what we have to do."

(on if it was a momentum switch when not converting on the flea flicker)

We hit some plays and we don't hit some plays. We didn't hit it. Our job is to, as a team, as a coaching staff, as players, is to go try to make a play and get back to center (whether it's a) positive play (or a) negative play so that those things don't add up. I don't know if that was a momentum switch, but, certainly, it's a play that we have to hit and would've liked to have hit."

(on if the passing game was not in a rhythm because it's the season opener)

SELECT TITANS POSTGAME QUOTES

We could find a million excuses. All that excuses are going to do is make you feel better today. What we need to do is have accountability and some discipline as we move forward to make today hard, but, hopefully, tomorrow a little easier down the stretch as we move forward.

(on the blocked punt note scored as a one-yard punt because it went out of bounds past the line of scrimmage)

"Missed a block. Missed a guy on the up and under, the inside out."

(on how he evaluates the offensive line moving forward) The same way I evaluate every position. We didn't coach better than the Saints. We didn't play better in the critical situations. Every position group, every player is going to have some good plays and some bad plays. We've got to eliminate the ones that's going to get us beat."

(on what he likes about Tyjae Spears)

I love who he is as a person. I love his attitude. I love the fact that he's given himself to this team. I love seeing him every day. I knew that he was talented. He will help us win.

(on what did the Saints defense do to prevent the Titans from converting in the red zone)

"We just didn't really get into the drives. Once we hit into the red zone, we kind of stalled out there, kind of out at the high red. We never got really inside the ten to where we could feel good about scoring touchdowns."

QUARTERBACK RYAN TANNEHILL

(on the mistakes)

It is a sick feeling in your gut. We did not go out and play the way that we wanted to play. We weren't good enough in the red zone. We had missed opportunities. There were a couple of bright spots, but as a whole we have to be better in a lot of different areas.

(on if we can walk through the interceptions)

It doesn't really matter. You can walk through. It doesn't matter what happened. They were turnovers. We have to eliminate those to give us a chance to win the game.

(on if the timing was off)

It was definitely a factor. Things play out a little differently in practices then they do in the game. We just have to do a better job of being consistent as we can. We have those reps in practice and we need to make sure when we carry them to the game that we are all on the same page. We need to execute those plays in critical situations.

(on if he felt off)

Obviously, we had a couple of missed opportunities. Those hurt. You have to be able to hit those. I'm obviously not happy about it, but I will go back to work and get it corrected. I'll be ready next week.

(on the pressure of their defensive front)

They did good. There were certain times that we had a good pocket and we were able to get the ball down field a little bit. We knew coming in that it was going to be a tough front to block. They had a good pressure package. There are some things we can build on there for sure.

(on if him not playing in the preseason contributed to the slow start)

I don't think so. We receive a ton of reps in practice. We just need to carry it over from practice and being consistent coming out on Sundays.

(on working with the new offense)

It all works together. We have to be on the same page. We have to be good on the ball. Guys have to be in the right spots with the timing. It is something that we have to continue to work through and we will. We will be ready to go next week.

RB DERRICK HENRY

(on today's game)

They were the better team today. We didn't take advantage of the opportunities that we had. They did. All the credit goes to them. We have to be better.

(on working off the rust)

Felt pretty good. As far the offense, we just have to go out there and put some plays together. It is going to take all 11 of us to be on the same page. The play makers need to make plays when they are there. We know that. We all hold each other accountable. We just have to be better. We will watch the film and be ready for next week."

(on if it feels weird being off the field on first down)

No, not at all. We have some playmakers who are good with the ball when it's in their hands. You give the guys the ball and they have some opportunities. I'm excited to see those guys in there making some plays. We are a team and it is going to take all of us."

(on if he's frustrated on the limited touches in the second half)

No, not at all. Coach (Vrabel) trusts what we do. We have some playmakers. We have guys who can do special things when they get the ball. Everybody needs to touch the ball. Its not all about me.

(on playing in this environment)

Whenever you are in the red zone, you have got to put plays together to get some points in the end zone to give ourselves a chance. We kept shooting ourselves in the foot with penalties and things like that. We need to be better on third down as well. We need to put some explosive plays together in the run game and the pass game. I think we will watch the film and see what we need to do better and go out there and do it."

(on what the issues were in the red zone)

We try to put it back together and then we have a self-inflicted wound. Then, we are back 10 yards. We have to be efficient. We have to be more detailed. We have to have more discipline and string those plays together to get into the end zone.

(on if he is concerned)

I'm not concerned at all. I thought we had opportunities to go score and we just need to do better as an offense. I'm not concerned at all. It's just one game in week. We will see where we are at and what we need to work on. We'll do those things throughout the week and come out next week and turn it around."



TITANS ROSTER BREAKDOWN

The following is a breakdown of the 53-man roster as of Sept. 11, 2023:

Years in NFL (including 2022):

16th	1
14th	1
12th	1
11th	1
10th	2
8th	3
6th	2
5th	9
4th	6
3rd	5
2nd	7
1st	4
Rookie	11

By Age (roster as of Sept. 3; age as of season opener on Sept. 10):

20-24	23
25-28	19
29-32	7
33+	4

By Position:

OL	9
CB	6
WR	6
S	5
DL	5
ILB	5
OLB	5
TE	3
RB	3
Specialists	3
QB	3

By Draft Round:

First Round	6
Second Round	7
Third Round	6
Fourth Round	5
Fifth Round	3
Sixth Round	3
Seventh Round	1
Undrafted	22

States that produced the most current Titans (high school location):

Georgia - 9 (Kevin Byard, Chris Hubbard, Kearis Jackson, Arden Key, Corey Levin, Chig Okonkwo, Otis Reese IV, Kindle Vildor, Malik Willis)
Florida - 6 (Azeez Al-Shaair, Derrick Henry, Anthony Kendall, Chris Moore, Rashad Weaver, Nick Westbrook-Ikhine)
Texas - 6 (Aaron Brewer, Jack Gibbens, Trevis Gipson, Xavier Newman, Jayden Peevy, Ryan Tannehill)

Universities that produced the most current Titans:

Cincinnati - 2 (Chris Moore, Josh Whyle)
Georgia - 2 (Kearis Jackson, Monty Rice)
Louisiana State - 2 (Kristian Fulton, Arden Key)
Maryland - 2 (Jaelyn Duncan, Chig Okonkwo)
Mississippi State - 2 (Denico Autry, Jeffery Simmons)
Texas A&M - 2 (Jayden Peevy, Ryan Tannehill)

First-Round Draft Picks:

OL Peter Skoronski (2023)
 WR Treylon Burks (2022)
 CB Caleb Farley (2021) **
 T Andre Dillard (2019)
 DT Jeffery Simmons (2019)
 WR DeAndre Hopkins (2013)
 QB Ryan Tannehill (2012)

Pro Bowl Seasons:

S Kevin Byard (2017, 2021)
 LS Morgan Cox (2015-16, 2019-20, 2022)
 K Nick Folk (2007)
 RB Derrick Henry (2019-20, 2022)
 DeAndre Hopkins (2015, 2017-20)
 DT Jeffery Simmons (2021-22)
 QB Ryan Tannehill (2019)

Drafted by the Titans: 21

New players in 2023: 24

Oldest player:
 K Nick Folk (11/5/84)

Youngest player:
 OL Peter Skoronski (7/31/01)

Tallest player:
 TE Josh Whyle (6-7)

Shortest player:
 DB Elijah Molden, P Ryan Stonehouse, CB Anthony Kendall (5-10)

* Injured Reserve
 ** PUP

NEW FACES IN 2023

The following lists include executives, coaches and players who joined the Titans after the 2022 season ended. Players listed include only players on the 53-man roster.

General Manager and Assistant General Managers

Ran Carthon General Manager
 Chad Brinker Assistant General Manager, Strategy
 Anthony Robinson Assistant General Manager, Personnel

Coaching Staff

Justin Hamilton Defensive Quality Control Assistant Coach
 Chris Harris Defensive Passing Game Coordinator
 Matt Jones Offensive Line Assistant Coach
 Anthony Levine Special Teams Assistant Coach
 Lo Locust Defensive Quality Control Assistant Coach
 Charles London Offensive Passing Game Coordinator
 Justin Outten Run Game Coordinator
 Tom Quinn Special Teams Assistant Coach
 Haley Roberts Sports Performance Assistant
 Luke Stocker Offensive Assistant

Veteran Players with Two or More Years of Experience

Azeez Al-Shaair LB
 Daniel Brunskill OL
 Andre Dillard T
 Nick Folk K
 Luke Gifford LB
 Trevis Gipson OLB
 DeAndre Hopkins WR
 Chris Hubbard OL
 Arden Key OLB
 Chris Moore WR
 Sean Murphy-Bunting CB
 Kindle Vildor CB
 Trevon Wesco TE

Draft Picks (Round)

Peter Skoronski (1) OL
 Will Levis (2) QB
 Tyjae Spears (3) RB
 Josh Whyle (5) TE
 Jaelyn Duncan (6) OL
 Colton Dowell (7) WR

Undrafted Rookies (R) and First-Year Free Agents (1)

Kearis Jackson (R) WR
 Matthew Jackson (R) S
 Anthony Kendall (R) CB
 Caleb Murphy (R) OLB
 Otis Reese IV (R) LB

As of Sept. 11, 2023



The 2023 Titans draft class: (top row, left to right) OL Peter Skoronski, TE Josh Whyle, OL Jaelyn Duncan, (bottom row, left to right) WR Colton Dowell, QB Will Levis, RB Tyjae Spears

2023 SCHEDULE NOTES

SEASON NOTES

- **PLAYOFF OPPONENTS:** The Titans have eight total games against seven playoff teams from last season. They play three division champions from 2022, including home games against Cincinnati (Oct. 1) and Jacksonville (Jan. 6 or 7) and visits to Tampa Bay (Nov. 12) and Jacksonville (Nov. 19). The four contests against 2022 wild card qualifiers include home dates with the Los Angeles Chargers (Sept. 17) and Seattle Seahawks (Dec. 24), a road game against Miami (Dec. 11), and a game in London against Baltimore (Oct. 15). The eight games against reigning playoff clubs are one more than the number the Titans had in 2022.
- **NATIONAL TV APPEARANCES:** The Titans are currently scheduled for three nationally-televised games. Their game in London against Baltimore (Oct. 15) will air on NFL Network. In primetime, they play at Pittsburgh on Thursday Night Football (Nov. 2 on Prime Video) and at Miami on Monday Night Football (Dec. 11 on ESPN).
- **TV BREAKDOWN:** Excluding their Week 18 matchup with the Jaguars, which has not yet been assigned a television broadcasting network, the Titans are currently scheduled for 10 contests on CBS, three games on FOX, and one game each on NFL Network, ESPN and Prime Video. Due to the NFL's flex scheduling, some contests could be moved to a different network from the one appearing on the initial schedule.
- **TIME (ZONE) TRAVEL:** Outside of their trip to London, the Titans stay in either the central time zone (13 games) or eastern time zone (six) for the duration of 2023, including the preseason. The farthest west they travel is Houston.
- **HIGH NOON:** During the regular season, 13 of the Titans' games are currently scheduled for Sundays at noon CT, with 11 total contests subject to flex scheduling.
- **THREE GAMES BASED UPON 2022 FINISH:** Every NFL team has two intraconference games and one interconference matchup based on the previous year's standings. As a result of the Titans' second-place finish in 2022, they host the AFC West's second-place Chargers (Sept. 17) and the NFC West's second-place Seattle Seahawks (Dec. 24). They visit the AFC East's runner-up Dolphins (Dec. 11). Overall, the Titans' strength of schedule is .448 (127-157-4) based upon their opponents' combined 2022 record, which is the 28th most difficult in the NFL.
- **FACING TOP OFFENSES AND DEFENSES:** The Titans face four of the NFL's top 10 offenses from last season: Cincinnati (Oct. 1, eighth-overall offense), Jacksonville (Nov. 19 and Jan. 6-7, 10th), the Los Angeles Chargers (Sept. 17, ninth) and Miami (Dec. 11, sixth). They also contend with three of the top 10 defenses from 2022: Baltimore (Oct. 15, tied-ninth overall defense), New Orleans (Sept. 10, fifth) and Tampa Bay (Nov. 12, tied-ninth).
- **VRABEL LOOKS FOR FIFTH WINNING SEASON:** With a winning record in 2023, Mike Vrabel would join Bum Phillips and Jeff Fisher as the only head coaches in franchise history with at least five winning campaigns. Under Vrabel, the Titans finished with winning records each season from 2018 to 2021. Fisher holds the franchise record for head coaches with six winning seasons (1999-00, 2002-03, 2007-08), which broke the previous record of five seasons, established by Phillips (1975, 1977-80).
- **VRABEL COULD PASS PHILLIPS:** Entering 2023 with a record of 50-37 as head coach, including playoffs, Mike Vrabel needs 10 wins to pass Bum Phillips (59-38) for second place on the franchise's all-time wins list among head coaches. Jeff Fisher (147-126) holds the franchise record for wins.
- **HEAD COACHING EXPERIENCE:** The Titans will face three of the five NFL head coaches who were hired by their respective clubs in 2023: Indianapolis' Shane Steichen (Oct. 8 and Dec. 3), Carolina's Frank Reich (Nov. 26) and Houston's DeMeco Ryans (Dec. 17 and 31). Titans head coach Mike Vrabel, who joined the Titans in 2018, has the ninth-longest tenure among current head coaches.

WEEK-BY-WEEK NOTES

- **WEEK 2 vs. LOS ANGELES CHARGERS:** The last time the Titans hosted the Chargers in their home opener was Sept. 22, 2013, which resulted in a 20-17 Titans victory. It was the first of two consecutive Titans wins in the series at Nissan Stadium, which most recently included quarterback Ryan Tannehill's first start with the organization on Oct. 20, 2019. The Chargers, who defeated the Titans at SoFi Stadium in 2022, enter their fourth season with quarterback Justin Herbert, the sixth-overall pick in the 2020 NFL Draft. The contest will be the 200th combined Titans regular season and postseason game at Nissan Stadium.
- **WEEK 3 at CLEVELAND:** The Titans have won their last two games at Cleveland Browns Stadium (2017 and 2019), but the Browns, under head coach Kevin Stefanski, won the most recent clash at Nissan Stadium in 2020. Browns quarterback Deshaun Watson has several connections with the Titans from their shared time at the Houston Texans, including head coach Mike Vrabel and offensive coordinator Tim Kelly.
- **WEEK 4 vs. CINCINNATI:** The Titans look to snap a three-game skid against the Bengals, who are led by fourth-year quarterback Joe Burrow. The Bengals took the AFC North title in each of the past two seasons and defeated the Titans at Nissan Stadium in the 2021 divisional playoffs. The Titans lead the all-time

series 40-37-1, including the postseason.

- **WEEKS 5 & 13 vs. INDIANAPOLIS:** The Titans enter 2023 with a five-game winning streak over the Colts, who are led by first-year head coach Shane Steichen. Steichen served as the offensive coordinator of the Philadelphia Eagles the last two seasons, and in 2022 he helped the team reach Super Bowl LVII. First-year Titans general manager Ran Carthon spent the majority of his three NFL seasons as a player (2004-06) with the Colts.
- **WEEK 6 vs. BALTIMORE (LONDON):** The Titans and Ravens square off at London's Tottenham Hotspur Stadium, marking the Titans' second all-time international game in the regular season. Their first such trip occurred in 2018, Mike Vrabel's first year as head coach, when the Titans faced the Chargers at Wembley Stadium. The Titans and Ravens have developed a heated rivalry over the course of 26 all-time meetings since the series originated in 1996, highlighted by five postseason contests—most recently a 20-13 Ravens wild-card victory on Jan. 10, 2021. No team has faced the Titans/Oilers more than the Ravens in postseason history, despite the first such matchup not occurring until January 2001. Including all regular season and postseason games, the series is tied 13-13.
- **WEEK 7 (BYE):** The Titans follow their trip to London with a bye. Since Mike Vrabel became the team's head coach in 2018, the Titans are 5-0 in games immediately following their bye week.
- **WEEK 8 vs. ATLANTA:** Falcons head coach Arthur Smith faces the Titans for the first time since leaving the organization in 2021 to claim his current post. Smith was with the Titans from 2011 to 2020, including time as offensive coordinator in his final two campaigns with the club. The trip to Nissan Stadium by the Falcons will be their fourth in the regular season.
- **WEEK 9 at PITTSBURGH (THURSDAY NIGHT):** The Titans renew the series in the 81st meeting (including playoffs) with their former AFC Central rivals, who are in their 17th season with Mike Tomlin as head coach. In franchise history, the Titans/Oilers have played the Steelers more than any other opponent, including a 2-2 split in four previous Thursday night encounters. Titans head coach Mike Vrabel spent four seasons as a player in Pittsburgh after being selected by the Steelers in the third round of the 1997 NFL Draft.
- **WEEK 10 at TAMPA BAY:** The Titans carry a three-game winning streak over the Buccaneers into the meeting. With Todd Bowles in his second season as Tampa Bay's head coach, the team moves forward at quarterback in 2023 with veterans Baker Mayfield and Kyle Trask following the offseason retirement of Tom Brady.
- **WEEKS 11 & 18 vs. JACKSONVILLE:** The Titans look to regain the momentum in the series after they were swept by the Jaguars in 2022 for the first time since 2005. That ended the Titans' five-game winning streak in the rivalry. In Week 18 of last season, the Jaguars defeated the Titans in Jacksonville in a matchup that decided the AFC South champion. The Jaguars are in their second campaign with Doug Pederson as head coach and their third season since selecting quarterback Trevor Lawrence with the first pick in the 2021 NFL Draft.
- **WEEK 12 vs. CAROLINA:** The Titans will host the Panthers at Nissan Stadium for only the third time in the regular season (2007 and 2015). The Panthers are launching a new era in 2023 with head coach Frank Reich, who previously served as the head coach at the Indianapolis Colts from 2018 to 2022. Former Alabama quarterback and Heisman Trophy winner Bryce Young was selected by the Panthers with the first pick in the 2023 NFL Draft.
- **WEEK 14 at MIAMI (MONDAY NIGHT):** Titans quarterback Ryan Tannehill is scheduled to make his first appearance at Hard Rock Stadium since being traded from the Dolphins to the Titans in 2019. Over his seven seasons in Miami (2012-18), he started 88 games and threw for 20,434 yards and 123 touchdowns. The Titans defense faces a Dolphins offense directed by second-year head coach Mike McDaniels that ranked sixth overall and fourth in passing in 2022. The last time the Titans traveled to Miami was the 2018 season opener, Mike Vrabel's first game as a head coach. With a duration of 7 hours and 8 minutes due to two separate weather interruptions, the 27-20 Dolphins win became the longest game in NFL history. The Titans franchise is 25-19 all-time on Monday Night Football, including a 2-0 mark against the Dolphins. In 1978, the Oilers and the Dolphins were featured in a memorable Monday night clash, a 35-30 Oilers win that included 199 yards and four rushing touchdowns by Earl Campbell.
- **WEEKS 15 & 17 vs. HOUSTON:** The Titans and Texans play twice in a three-week span. They have split the season series in six of the last seven years. This year the Titans face new Texans head coach DeMeco Ryans, who was hired in 2023 after serving two seasons as defensive coordinator for the San Francisco 49ers. Titans running back Derrick Henry enters the season with five consecutive games against the Texans with at least 126 rushing yards and one touchdown. The Texans drafted former Ohio State quarterback C.J. Stroud with the second overall pick in the 2023 NFL Draft. Prior to training camp, the Titans added veteran wide receiver DeAndre Hopkins, a first-round pick in 2013 who spent his first seven NFL seasons with the Texans.
- **WEEK 16 vs. SEATTLE:** The Titans have won two consecutive games against the Seahawks and three of the last four meetings. Most recently, Derrick Henry rushed for 182 yards and three touchdowns in a 33-30 overtime victory at Seattle on Sept. 19, 2021. Pete Carroll's 14 seasons as head coach with the Seahawks gives him the fourth-longest tenure in the NFL behind only New England's Bill Belichick, Pittsburgh's Mike Tomlin and Baltimore's John Harbaugh.

WHAT TO LOOK FOR IN 2023

WHAT TO LOOK FOR – TEAM

- The franchise is in its 25th season since becoming the Titans in 1999.
- The Titans can earn their fifth playoff berth in a seven-year span.
- The Titans can earn their third division title in a four-year span. The only other stretch in franchise annals with three division titles in a four-year span was when the Oilers won the AFL East in 1960, 1961 and 1962.
- After entering 2023 with a record of 110-83 in regular season games at Nissan Stadium, the Titans need four wins at home in 2022 to exceed the 113 wins the franchise had in regular season contests at the Astrodome (113-103-2). With a record of 112-87 in the regular season and postseason combined at Nissan Stadium, the Titans are five total wins from exceeding the 116 total wins the Oilers had at the Astrodome (116-105-2). That would give the franchise more victories at Nissan Stadium than any other single venue.
- The Titans are scheduled to play their 200th combined regular season and postseason game at Nissan Stadium when they face the L.A. Chargers there on Sept. 17. Their 200th regular season game at Nissan Stadium is slated for Dec. 24 against the Seattle Seahawks.

HEAD COACH MIKE VRABEL

- **Mike Vrabel** entered 2023 with a record of 50-37 as head coach of the Titans, including the regular season and playoffs. With 10 more wins in 2023, he will pass **Bum Phillips** (59) for second place on the franchise's all-time list for wins by a head coach. He would trail only **Jeff Fisher** (147).
- Can join **Jeff Fisher** (six) and **Jack Pardee** (four) as the only head coaches to lead the franchise to at least four playoff appearances.

S KEVIN BYARD

- Needs one interception in 2023 (27 interceptions entering the season) to move into sole possession of fourth place on the all-time franchise interception list. He is tied with **Tony Banfield**, **W.K. Hicks** and **Darryll Lewis**.
- Needs three interceptions to tie **Fred Glick** (30) for third place all-time for the franchise.
- Needs four interceptions to tie **Cris Dishman** (31) and five interceptions to pass Dishman for second place all-time for the franchise. He would trail only **Jim Norton** (45).
- Can set a franchise record by leading the team in interceptions for a sixth time (2017-19, 2021-22). His five such seasons tied **Darryll Lewis'** franchise record (1994-98).
- Can become the first player to lead the team in tackles for four consecutive seasons since **Keith Bulluck** (2002-06).
- With a streak of 114 consecutive games played (regular season) entering 2023, Byard can pass **Eddie George** (128) for the 10th-longest consecutive games streak in franchise history by playing in the first 15 games of 2023.
- With a streak of 114 consecutive games played (regular season) to begin his career, Byard can pass **Eddie George** (128) for the sixth-longest such streak in franchise history by playing in the first 15 games of 2023. He would trail only **Robert Brazile** (147), **Rob Bironas** (144), **Beau Brinkley** (135), **Elvin Bethea** (135) and **Gregg Bingham** (134).

RB DERRICK HENRY

- After entering 2023 with 8,335 career rushing yards, he needs 240 rushing yards in 2023 to eclipse **Earl Campbell** (8,574) for second place on the franchise's all-time career rushing list.
- Needs 1,675 rushing yards in 2023 to surpass **Eddie George** (10,009) as the franchise's all-time rushing leader.
- Needs 1,665 rushing yards in 2023 to reach 10,000 for his career. Thirty-one previous NFL players have reached the plateau.
- Needs 2,000 rushing yards to become the first player in NFL history to reach the mark in two different seasons.
- Needs 10 rushing touchdowns in 2023 to become the third player in NFL history to reach the mark in six consecutive seasons, joining **LaDainian Tomlinson** (nine) and **Adrian Peterson** (seven).

- With six career 200-yard rushing games, he needs one more to surpass **Adrian Peterson** (six) and **O.J. Simpson** (six) for the most such games all-time.
- Needs 1,500 rushing yards to become the fifth player in NFL history to reach the mark in four career seasons, joining **Barry Sanders** (five), **Eric Dickerson** (four), **Edgerrin James** (four) and **Walter Payton** (four).
- Needs 1,500 rushing yards and 15 rushing touchdowns to become the first player in NFL history to reach both marks in three different seasons.

WR DeANDRE HOPKINS

- Entered 2023 with 853 career receptions for 11,298 yards. With 47 catches and 702 receiving yards in 2023, he can become the seventh player to reach 900 receptions and 12,000 receiving yards within his first 11 NFL seasons, joining **Marvin Harrison**, **Jerry Rice**, **Brandon Marshall**, **Andre Johnson**, **Torry Holt** and **Larry Fitzgerald**.
- Entered the 2023 season with a streak of 145 consecutive games with a reception—every game since he has played since he entered the NFL. It is the longest active streak in the NFL. With at least one catch in his first 14 appearances of 2023, he will surpass **Marshall Faulk** (158) to own the third-longest such streak to begin a career in the Super Bowl era (1966–present). He would trail only **Marvin Harrison** (190) and **Keyshawn Johnson** (167).
- Needs 47 receptions in 2023 to reach 900 for his career (853 entering 2023). He would join 24 previous NFL players to accomplish the feat.

OLB HAROLD LANDRY III

- Needs eight sacks (31.0 career sacks entering 2023) to surpass **Kyle Vanden Bosch** (38.5) for 11th place on the franchise's all-time career sack list. He also needs nine sacks to become the franchise's 11th player to reach 40 career sacks.

DT JEFFERY SIMMONS

- Can become the team's only player since 2000 to record at least three sacks and five passes defended in four consecutive seasons.

DT JEFFERY SIMMONS & DL DENICO AUTRY

- Can join **Jevon Kearse** (1999-01) and **Brian Orakpo** (2015-17) as the franchise's only players since 1999 to produce three consecutive seasons with at least seven sacks.

P RYAN STONEHOUSE

- Can become the first player in history to lead the NFL in punting average in each of his first two NFL seasons.

QB RYAN TANNEHILL

- Can produce his seventh career season with at least 3,000 passing yards and his third career season with at least 4,000 passing yards.
- Can join **Warren Moon** (six) and **Steve McNair** (four) as the only starting quarterbacks in franchise history to lead the club to the playoffs at least four times.
- Needs 3,500 passing yards to tie **Warren Moon** (1989–1991) for the most seasons in franchise history with at least 3,500 passing yards. Tannehill reached the mark in 2020 and 2021.
- Entered 2023 with 33,265 NFL passing yards and 212 touchdown passes. With 2,735 passing yards and 18 touchdown passes, he will join 27 previous players to reach 36,000 passing yards and 230 touchdown passes in an NFL career.
- With 12,831 passing yards with the Titans through 2022, he needs 377 yards in 2023 to pass **Marcus Mariota** (13,207) for fifth place on the franchise's all-time passing list and needs 4,016 yards to pass **Dan Pastorini** (16,846) for fourth place.
- With 89 touchdown passes with the Titans, he needs eight touchdown passes to surpass **Dan Pastorini's** total (96) for fourth place all-time for the franchise. With 11 touchdown passes, he will become the fourth passer in team annals to reach 100 with the team, joining **Warren Moon** (196), **George Blanda** (165) and **Steve McNair** (156).

GENERAL MANAGER RAN CARTHON

[Ran Carthon, Assistant GMs Brinker and Robinson open 2023 Training Camp](#)

[The OTP: Exclusive Interview with Ran Carthon](#)

[Video: Ran Carthon 1-on-1 with Mike Keith](#)

[Video: Ran Carthon Introduced as Titans GM](#)



Ran Carthon was named the 14th general manager in franchise history on Jan. 18, 2023. He joined the Titans after spending six seasons with the San Francisco 49ers, including the last two as the team's director of player personnel.

"We are excited to add Ran to our organization as our new general manager," Titans controlling owner **Amy Adams Strunk** said upon announcing the hire. "He brings a variety of valuable experiences to our team – as a former player and a successful personnel executive for multiple teams. I was impressed with his natural leadership qualities and his ability to connect with people. With talent evaluation being critical to this role, the roster they have built in San Francisco stands out. He played an important role there constructing one of our league's best teams."

Carthon arrived bringing a range of experience from multiple teams to Tennessee. While in San Francisco, he was the 49ers director of pro personnel for four seasons (2017-20) and then promoted to director of player personnel in 2021, serving in that capacity until joining the Titans. In his role as director of player personnel, Carthon was responsible for evaluating the top college prospects and assisting in the construction of the pro free agent board and evaluations. He joined the 49ers when head coach **Kyle Shanahan** and general manager **John Lynch** took over in 2017 and played a part in the team's three playoff appearances, two division titles and an NFC championship in 2019. Additionally, the 49ers had nine players account for 13 total Pro Bowl selections from 2021 (seven selections) to 2022 (six selections)—evidence of the talented roster the personnel staff amassed.

In his first offseason with the Titans, Carthon re-worked the roster adding wide receiver **DeAndre Hopkins**, tackle **Andre Dillard**, outside linebacker **Arden Key**, linebacker **Azeez Al-Shaair**, cornerback **Sean Murphy-Bunting**, tight end **Trevon Wesco** and linebacker **Luke Gifford** in free agency. In his first draft, offensive lineman **Peter Skoronski** and quarterback **Will Levis** were selected in the first two rounds.

Before joining San Francisco, Carthon spent five seasons (2012-16) with the St. Louis/Los Angeles Rams as their director of pro personnel. He entered the NFL scouting world as a pro scout with the Atlanta Falcons for four years (2008-11).

As a player, Carthon spent three seasons in the NFL (2004-06) primarily with the Indianapolis Colts, after entering the league as an undrafted college free agent. At the University of Florida, he tallied 1,353 career rushing yards over four seasons and was part of the Gators 2000 SEC Championship team.

Carthon was raised in an NFL family with his dad, Maurice, having a distinguished playing and coaching career. His father played for the New York Giants and Indianapolis Colts, and he coached for New England, New York Jets, Detroit, Dallas, Cleveland, Arizona and Kansas City.

Following his playing career, Carthon received his bachelor's degree in sociology from the University of Florida in 2008. As a member of the Rams (2013) and 49ers (2018) he was selected to participate in the NFL Career Development Symposium at the Wharton School of Business. And in 2022, he took part in the inaugural NFL coach and front office accelerator program.

Born Arandic Kornell Carthon in February of 1981, in Osceola, Ark., he attended Key West High School in Key West, Florida.

RAN CARTHON'S BACKGROUND:

- 2023:** Tennessee Titans - General Manager
- 2021-22:** San Francisco 49ers - Director of Player Personnel
- 2017-20:** San Francisco 49ers - Director of Pro Personnel
- 2012-16:** St. Louis/Los Angeles Rams - Director of Pro Personnel
- 2008-11:** Atlanta Falcons - Pro Scout
- 2004-06:** Indianapolis Colts* - Running Back
- 1999-03:** University of Florida - Running Back

* Also spent time with the Green Bay Packers, Seattle Seahawks and Detroit Lions

TITANS PLAYER PERSONNEL STAFF

- Ran Carthon **General Manager**
- Chad Brinker **Assistant General Manager, Football Strategy**
- Anthony Robinson **Assistant General Manager, Personnel**
- Vin Marino **Vice President, Football Administration**
- Sarah Bailey **Director, Football Research & Development**
- Brian Gardner **Director, Pro Scouting**
- Jon Salge **Director, College Scouting**
- Kevin Turks **Assistant Director, Pro Scouting**
- Bryce Wasserman **Manager, Football Strategy**
- Mike Boni **National Scout**
- Dale Thompson **National Scout**
- Brandon Taylor **Pro Scout**
- Casey Callahan **Area Scout**
- Patrick Callaway **Area Scout**
- TJ Earley **Area Scout**
- Matt Miller **College Scout**
- Tom Roth **Area Scout**
- Wes Slay **Area Scout**
- Max Curtis **Coordinator, Player Personnel**
- Rob Riederer **Coordinator, Pro Scouting**
- Patrick Woo **Coordinator, College Scouting**
- Corey Cooper **Assistant, Scouting**
- Mical Johnson **Assistant, Scouting**
- Aaron Sanders **Assistant, Scouting**
- Adam Bondi **Lead Developer, Football Technology**
- Matt Iammarino **Assistant Developer, Analytical Football Research**

FRANCHISE GENERAL MANAGER HISTORY

Ran Carthon became the 14th general manager in franchise history when he was hired in 2023. In the "Titans era," which began in 1999, he is the team's fifth general manager.

Franchise general managers (records include postseason):

General Manager	Seasons	W	L	T	Pct
Ran Carthon	2023	0	1	0	.000
Jon Robinson	2016–2022	69	47	0	.595
Ruston Webster	2012–2015	18	46	0	.281
Mike Reinfeldt	2007–2011	46	36	0	.561
Floyd Reese	1994–2006	111	106	0	.512
Mike Holovak	1989–1993	52	34	0	.605
Ladd Herzeg	1981–1988	44	80	0	.355
O.A. "Bum" Phillips	1975–1980	59	38	0	.608
Sid Gillman	1973–1974	8	20	0	.286
John Breen	1971–1972	5	22	1	.196
Don Klosterman	1966–1969	25	30	3	.457
Carroll Martin	1964–1965	8	20	0	.286
Pop Ivy	1963	6	8	0	.429
Don Suman	1961–1962	22	7	1	.750

Note: No general manager title was held in 1960 or 1970.

RECENT TITANS FREE AGENCY

2023

<u>Free Agents Signed</u>	<u>Former Team</u>
LB Azeez Al-Shaair	San Francisco
OL Daniel Brunskill	San Francisco
OL Andre Dillard	Philadelphia
LB Luke Gifford	Dallas
WR DeAndre Hopkins	Arizona
DT Jaleel Johnson	Atlanta
OLB Arden Key	Jacksonville
WR Chris Moore	Houston
CB Sean Murphy-Bunting	Tampa Bay
LB Ben Niemann	Arizona
TE Trevon Wesco	Chicago

<u>Free Agents Lost</u>	<u>New Team</u>
OLB Tarell Basham	Cincinnati
T Le'Raven Clark	Pittsburgh
LB Dylan Cole	Chicago
WR Chris Conley	San Francisco
T Dennis Daley	Arizona
G Nate Davis	Chicago
QB Joshua Dobbs	Cleveland
DE Mario Edwards Jr.	Seattle
TE Austin Hooper	Las Vegas
DB Lonnie Johnson Jr.	New Orleans
LB David Long Jr.	Miami
DT Kevin Strong	Arizona
DE DeMarcus Walker	Chicago

2022

<u>Free Agents Signed</u>	<u>Former Team</u>
RB Trenton Cannon	San Francisco
TE Austin Hooper	Cleveland
OL Jamarco Jones	Seattle
LB Justin Lawler	L.A. Rams
WR Josh Malone	Green Bay
DB A.J. Moore	Houston
DL DeMarcus Walker	Houston

<u>Free Agents Lost</u>	<u>New Team</u>
WR Cameron Batson	Atlanta
FB Khari Blasingame	Chicago
LB Jayon Brown	Las Vegas
S Dane Cruikshank	Chicago
LB Rashaan Evans	Atlanta
TE Anthony Firkser	Atlanta
RB D'Onta Foreman	Carolina
WR Marcus Johnson	San Francisco
RB Jeremy McNichols	Atlanta
DT Kyle Peko	Las Vegas
OL David Quessenberry	Buffalo

2021

<u>Free Agents Signed</u>	<u>Former Team</u>
OLB Ola Adeniyi	Pittsburgh
DL Denico Autry	Indianapolis
LB B.J. Bello	L.A. Chargers
WR Fred Brown	Denver
DT Trevon Coley	N.Y. Jets
LS Morgan Cox	Baltimore
T Christian DiLauro	Pittsburgh
OLB Bud Dupree	Pittsburgh
S Matthias Farley	N.Y. Jets
DT Woodrow Hamilton IV	Carolina
DT Bruce Hector	Carolina
RB Brian Hill	Atlanta
CB Jackrabbit Jenkins	New Orleans
CB Kevin Johnson	Cleveland
DT Abry Jones	Jacksonville
CB Chris Jones	Minnesota
T Kendall Lamm	Cleveland
WR Kalija Lipscomb	Green Bay
CB Greg Mabin	Jacksonville

LB Justin March-Lillard	Dallas
CB Kevin Peterson	Arizona
WR Josh Reynolds	L.A. Rams

<u>Free Agents Lost</u>	<u>New Team</u>
OLB Jadeveon Clowney	Cleveland
WR Corey Davis	N.Y. Jets
DE Matt Dickerson	Las Vegas
G/C Jamil Douglas	Buffalo
DT DaQuan Jones	Carolina
DB Joshua Kalu	N.Y. Giants
CB Desmond King	Houston
CB Chris Milton	N.Y. Giants
TE MyCole Pruitt	San Francisco
WR Kalif Raymond	Detroit
TE Jonnu Smith	New England
CB Tye Smith	Minnesota

2020

<u>Free Agents Signed</u>	<u>Former Team</u>
OLB Vic Beasley Jr.	Atlanta
DB Ibraheim Campbell	Green Bay
DL Jack Crawford	Atlanta
LB Nick Dzubnar	L.A. Chargers
CB Johnathan Joseph	Houston
RB Seniorise Perry	Buffalo
T Ty Sambrailo	Atlanta

<u>Free Agents Lost</u>	<u>New Team</u>
T Jack Conklin	Cleveland
WR Darius Jennings	L.A. Chargers
DL Austin Johnson	N.Y. Giants
QB Marcus Mariota	Las Vegas
CB Logan Ryan	New York Giants
WR Tajaé Sharpe	Minnesota
CB LeShaun Sims	Cincinnati

2019

<u>Free Agents Signed</u>	<u>Former Team</u>
DL Frank Herron	New England
TE Ryan Hewitt	Indianapolis
WR Cody Hollister	New England
WR Adam Humphries	Tampa Bay
G Rodger Saffold	L.A. Rams
DL Brent Urban	Baltimore
OLB Cameron Wake	Miami

<u>Free Agents Lost</u>	<u>New Team</u>
TE Luke Stocker	Atlanta
G Quinton Spain	Buffalo

2018

<u>Free Agents Signed</u>	<u>Former Team</u>
CB Malcolm Butler	New England
WR Michael Campanaro	Baltimore
LB Will Compton	Washington
QB Blaine Gabbert	Arizona
RB Dion Lewis	New England
S Kendrick Lewis	Baltimore
DL Bennie Logan	Kansas City
G Kevin Pamphile	Tampa Bay
OL Xavier Su'a-Filo	Houston
S Kenny Vaccaro	New Orleans
WR Nick Williams	Atlanta

<u>Free Agents Lost</u>	<u>New Team</u>
DB Curtis Riley	N.Y. Giants
QB Brandon Weeden	Houston
LB Avery Williamson	N.Y. Jets
G/C Brian Schwenke	New England
WR Eric Decker	New England

TITANS DRAFTS SINCE 2018

2023

Rd.	Pick	Player	Pos.	College
1	11	Peter Skoronski	OL	Northwestern
2a	33	Will Levis	QB	Kentucky
2b	41	(Traded to Arizona)		
3a	72	(Traded to Arizona)		
3b	81	Tyjae Spears	RB	Tulane
4	110	(Traded to Atlanta)		
5	147	Josh Whyte	TE	Cincinnati
6a	186	Jaelyn Duncan	OL	Maryland
6b	189	(Traded to L.A. Rams)		
7	228	Colton Dowell	WR	Tennessee-Martin

Draft Notes

General Manager: Ran Carthon

- 2a, 3b – Picks acquired from Arizona for 2b, 3a and a third-round pick in 2024
- 4 – Pick traded to Atlanta in 2021 (see 2022, 2b)
- 6a – Pick acquired from Atlanta in 2021 (see 2022, 2b)
- 6b – Pick traded to L.A. Rams in 2022 for WR Robert Woods

2022

Rd.	Pick	Player	Pos.	College
1a	18	Treyton Burks	WR	Arkansas
1b	26	(Traded to N.Y. Jets)		
2a	35	Roger McCreary	CB	Auburn
2b	58	(Traded to Atlanta)		
3a	69	Nicholas Petit-Frere	OL	Ohio State
3b	86	Malik Willis	QB	Liberty
3c	90	(Traded to Las Vegas)		
3d	101	(Traded to N.Y. Jets)		
4a	131	Hassan Haskins	RB	Michigan
4b	143	Chig Okonkwo	TE	Maryland
5a	163	Kyle Philips	WR	UCLA
5b	169	(Traded to Las Vegas)		
6a	204	Theo Jackson	S	Tennessee
6b	219	Chance Campbell	LB	Mississippi
7	247	(Traded to Miami)		

Draft Notes

General Manager: Jon Robinson

- 4b, 6b – Awarded as a compensatory selections
- 1a, 3d – Picks acquired from Philadelphia for WR A.J. Brown
- 2b – Pick traded with a fourth-round pick in 2023 to Atlanta for WR Julio Jones and a sixth-round pick in 2023
- 2a, 3a, 5a – Picks acquired from N.Y. Jets for 1b, 3d
- 3b – Pick acquired from Las Vegas for 3c and 5b
- 7 – Pick traded with T Isaiah Wilson to Miami in 2021 (see 2021 7a)

2021

Rd.	Pick	Player	Pos.	College
1	22	Caleb Farley	CB	Virginia Tech
2	53	Dillon Radunz	OL	North Dakota State
3a	85	(Traded to Green Bay)		
3b	92	Monty Rice	LB	Georgia
3c	100	Elijah Molden	CB	Washington
4a	109	Dez Fitzpatrick	WR	Louisville
4b	126	(Traded to Carolina)		
4c	135	Rashad Weaver	OLB	Pittsburgh
5	166	(Traded to Carolina)		
6a	185	(Traded to L.A. Chargers)		
6b	205	Racey McMath	WR	Louisiana State
6c	215	Brady Breeze	S	Oregon
7a	232	(Traded to Carolina)		
7b	249	(Traded to L.A. Rams)		

Draft Notes

General Manager: Jon Robinson

- 3b, 4c – Picks acquired from Green Bay for 3a
- 3c – Awarded as a compensatory selection
- 4a – Pick acquired from Carolina for 4b, 5 and 7a
- 6a – Pick acquired from Jacksonville in 2020 for OLB Kamalei Correa and 7b; traded to L.A. Chargers in 2020 for CB Desmond King II

- 6c – Pick acquired from Kansas City in 2020 (see 2020, 7b)
- 7a – Pick originally from Atlanta acquired from Miami for T Isaiah Wilson and a seventh-round choice in 2022; traded to Carolina with 4b and 5 for 4a
- 7b – Pick and OLB Kamalei Correa traded to Jacksonville in 2020 for 6a

2020

Rd.	Pick	Player	Pos.	College
1	29	Isaiah Wilson	T	Georgia
2	61	Kristian Fulton	CB	Louisiana State
3	93	Darrynton Evans	RB	Appalachian State
4	135	(Traded to Miami)		
5	174	Larrell Murchison	DL	North Carolina State
6	208	(Traded to Green Bay)		
7a	224	Cole McDonald	QB	Hawaii
7b	237	(Traded to Kansas City)		
7c	243	Chris Jackson	DB	Marshall

Draft Notes

General Manager: Jon Robinson

- 4 – Pick traded to Miami in 2019 (see 2019, 6a)
- 6 – Pick traded to Green Bay in 2019 for OLB Reggie Gilbert
- 7a – Pick acquired in a 2019 trade with Cleveland for WR Taywan Taylor
- 7b – Pick acquired in a trade with Denver for DT Jurrell Casey and then traded to Kansas City for a sixth-round choice in 2021

2019

Rd.	Pick	Player	Pos.	College
1	19	Jeffery Simmons	DT	Mississippi State
2	51	A.J. Brown	WR	Mississippi
3	82	Nate Davis	OL	Charlotte
4a	116	Amani Hooker	DB	Iowa
4b	121	(Traded to N.Y. Jets)		
5a	157	(Traded to N.Y. Jets)		
5b	168	D'Andre Walker	OLB	Georgia
6a	188	David Long	LB	West Virginia
6b	191	(Traded to Baltimore)		
7	233	(Traded to Miami)		

Draft Notes

General Manager: Jon Robinson

- 4a, 5b – Picks acquired in a trade with N.Y. Jets for 4b and 5a
- 6a – Pick and QB Ryan Tannehill acquired in a trade with Miami for a seventh-round pick (233 overall) and a fourth-round pick in 2020
- 6b – Pick acquired in a trade with Baltimore for LB Kamalei Correa

2018

Rd.	Pick	Player	Pos.	College
1a	22	Rashaan Evans	LB	Alabama
1b	25	(traded to Baltimore)		
2a	41	Harold Landry III	OLB	Boston College
2b	57	(traded to Oakland)		
3	89	(traded to Oakland)		
4	125	(traded to Baltimore)		
5a	152	Dane Cruikshank	DB	Arizona
5b	162	(traded to Baltimore)		
6a	199	Luke Falk	QB	Washington State
6b	215	(acquired from Baltimore and traded back to Baltimore)		
7	243	(traded to Kansas City)		

Draft Notes

General Manager: Jon Robinson

- 1a, 6b – Picks acquired in a trade with Baltimore for 1b and 4 (6b later traded back to Baltimore)
- 2a – Pick acquired in a trade with Oakland for 2b and 3
- 5a – Pick acquired in a trade with Baltimore for 5b and 6b (6b originally traded from Baltimore to Tennessee before being traded back to Baltimore)
- 7 – Pick traded to Kansas City in 2017 for defensive lineman David King

RECENT TITANS TRADE HISTORY

2023 TRADES

Trade Date/Teams	Compensation	Overall	Player Selected	Note
1. April 28, 2023 (Draft Day Trade)				
Tennessee Receives:	Draft Choice: Round 2, 2023	#33	QB Will Levis	Pick originally from Houston
	Draft Choice: Round 3, 2023	#81	RB Tyjae Spears	Pick originally from Detroit
Arizona Receives:	Draft Choice: Round 2, 2023	#41	OLB B.J. Ojulari	
	Draft Choice: Round 3, 2023	#72	DB Garrett Williams	
	Draft Choice: Round 3, 2024			
2. Aug. 29, 2023				
Tennessee Receives:	Player: K Nick Folk			
New England Receives:	Draft Choice: Round 7, 2025			

2022 TRADES

Trade Date/Teams	Compensation	Overall	Player Selected	Note
1. March 23, 2022				
Tennessee Receives:	Player: WR Robert Woods			
L.A. Rams Receive:	Draft Choice: Round 6, 2023	#189	OLB Ochaun Mathis	
2. April 28, 2022 (Draft Day Trade)				
Tennessee Receives:	Draft Choice: Round 1, 2022	#18	WR Treyton Burks	Pick originally from New Orleans
	Draft Choice: Round 3, 2022	#101	(TE Jeremy Ruckert)	Pick originally a New Orleans compensatory selection; traded to NY Jets
Philadelphia Receives:	Player: WR A.J. Brown			
3. April 28, 2022 (Draft Day Trade)				
Tennessee Receives:	Draft Choice: Round 2, 2022	#35	CB Roger McCreary	
	Draft Choice: Round 3, 2022	#69	OL Nicholas Petit-Frere	
	Draft Choice: Round 5, 2022	#163	WR Kyle Philips	Pick originally from Pittsburgh
N.Y. Jets Receive:	Draft Choice: Round 1, 2022	#26	OLB Jermaine Johnson	
	Draft Choice: Round 3, 2022	#101	TE Jeremy Ruckert	Pick originally a New Orleans compensatory selection
4. April 29, 2022 (Draft Day Trade)				
Tennessee Receives:	Draft Choice: Round 3, 2022	#86	QB Malik Willis	
Las Vegas Receives:	Draft Choice: Round 3, 2022	#90	G Dylan Parham	
	Draft Choice: Round 5, 2022	#169	(RB Ty Chandler)	Pick traded to Minnesota
5. Aug. 17, 2022				
Tennessee Receives:	Player: S Tyree Gillespie			
Las Vegas Receives:	Draft Choice: Round 7, 2024			Conditional draft choice
6. Aug. 24, 2022				
Tennessee Receives:	Player: DB Ugo Amadi			
	Draft Choice: Round 7, 2024			
Philadelphia Receives:	Draft Choice: Round 6, 2024			
7. Aug. 29, 2022				
Tennessee Receives:	Player: OL Dennis Daley			
	Draft Choice: Round 7, 2024			
Carolina Receives:	Draft Choice: Round 5, 2024			

2021 TRADES

Trade Date/Teams	Compensation	Overall	Player Selected	Note
1. March 17, 2021				
Tennessee Receives:	Draft Choice: Round 7, 2021	#232	(DT Phil Hoskins)	Pick originally from Atlanta; traded to Carolina
Miami Receives:	Player: T Isaiah Wilson			
	Draft Choice: Round 7, 2022	#247	QB Skylar Thompson	
2. April 30, 2021 (Draft Day Trade)				
Tennessee Receives:	Draft Choice: Round 3, 2021	#92	ILB Monty Rice	
	Draft Choice: Round 4, 2021	#135	OLB Rashad Weaver	
Green Bay Receives:	Draft Choice: Round 3, 2021	#85	WR Amari Rodgers	
3. May 1, 2021 (Draft Day Trade)				
Tennessee Receives:	Draft Choice: Round 4, 2021	#109	WR Dez Fitzpatrick	Pick originally from Houston
Carolina Receives:	Draft Choice: Round 4, 2021	#126	RB Chuba Hubbard	
	Draft Choice: Round 5, 2021	#166	DB Keith Taylor	
	Draft Choice: Round 7, 2021	#232	DT Phil Hoskins	Pick originally from Atlanta through Miami

RECENT TITANS TRADE HISTORY

4. June 6, 2021

Tennessee Receives:	Player:	WR Julio Jones			
	Draft Choice:	Round 6, 2023	#186		
Atlanta Receives:	Draft Choice:	Round 2, 2022	#58	LB Troy Andersen	
	Draft Choice:	Round 4, 2023	#110		Conditional draft choice

2020 TRADES

Trade Date/Teams	Compensation	Overall	Player Selected	Note
1. March 19, 2020				
Tennessee Receives:	Draft Choice:	Round 7, 2020	#237	(CB Thakarius Keyes)
Denver Receives:	Player:	DT Jurrell Casey		Pick originally from New England; traded to Kansas City

2. April 25, 2020 (Draft Day Trade)

Tennessee Receives:	Draft Choice:	Round 6, 2021	#215	S Brady Breeze	
Kansas City Receives:	Draft Choice:	Round 7, 2020	#237	CB Thakarius Keyes	Pick originally from New England through Denver

3. Oct. 14, 2020

Tennessee Receives:	Draft Choice:	Round 6, 2021	#185	(LB Nick Niemann)	Pick traded to L.A. Chargers
Jacksonville Receives:	Draft Choice:	Round 7, 2021	#249	(WR Ben Skowronek)	Pick traded to L.A. Rams
	Player:	OLB Kamalei Correa			

4. Nov. 2, 2020

Tennessee Receives:	Player:	CB Desmond King II			
L.A. Chargers Receive:	Draft Choice:	Round 6, 2021	#185	LB Nick Niemann	Pick originally from Jacksonville

2019 TRADES

Trade Date/Teams	Compensation	Overall	Player Selected	Note	
1. March 15, 2019					
Tennessee Receives:	Player:	QB Ryan Tannehill			
	Draft Choice:	Round 6, 2019	#188	LB David Long Jr.	
Miami Receives:	Draft Choice:	Round 7, 2019	#233	RB Chandler Cox	
	Draft Choice:	Round 4, 2020	#135	(G Kevin Dotson)	Pick traded to Pittsburgh

2. April 27, 2019 (Draft Day Trade)

Tennessee Receives:	Draft Choice:	Round 4, 2019	#116	DB Amani Hooker	Pick originally from Miami through New Orleans
	Draft Choice:	Round 5, 2019	#168	OLB D'Andre Walker	Pick originally from New Orleans
N.Y. Jets Receive:	Draft Choice:	Round 4, 2019	#121	TE Trevon Wesco	
	Draft Choice:	Round 5, 2019	#157	LB Blake Cashman	

3. August 29, 2019

Tennessee Receives:	Player:	OLB Reggie Gilbert			
Green Bay Receives:	Draft Choice:	Round 6, 2020	#208	C Jake Hanson	

4. August 31, 2019

Tennessee Receives:	Draft Choice:	Round 7, 2020	#224	QB Cole McDonald	
Cleveland Receives:	Player:	WR Taywan Taylor			

2018 TRADES

Trade Date/Teams	Compensation	Overall	Player Selected	Note	
1. April 26, 2018 (Draft Day Trade)					
Tennessee Receives:	Draft Choice:	Round 1, 2018	#22	LB Rashaan Evans	Pick originally from Kansas City through Buffalo
	Draft Choice:	Round 6, 2018	#215	(C Bradley Bozeman)	Pick traded back to Baltimore
Baltimore Receives:	Draft Choice:	Round 1, 2018	#25	TE Hayden Hurst	
	Draft Choice:	Round 4, 2018	#125	(DB Avonte Maddox)	Pick traded to Philadelphia
2. April 27, 2018 (Draft Day Trade)					
Tennessee Receives:	Draft Choice:	Round 2, 2018	#41	OLB Harold Landry III	
Oakland Receives:	Draft Choice:	Round 2, 2018	#57	DT P.J. Hall	
	Draft Choice:	Round 3, 2018	#89	(T Joseph Noteboom)	Pick traded to L.A. Rams
3. April 28, 2018 (Draft Day Trade)					
Tennessee Receives:	Draft Choice:	Round 5, 2018	#152	DB Dane Cruikshank	
Baltimore Receives:	Draft Choice:	Round 5, 2018	#162	WR Jordan Lasley	
	Draft Choice:	Round 6, 2018	#215	C Bradley Bozeman	Pick originally from Baltimore
4. August 28, 2018					
Tennessee Receives:	Player:	OLB Kamalei Correa			
Baltimore Receives:	Draft Choice:	Round 6, 2019	#191	(DB Marcus Epps)	Pick traded to Minnesota

HEAD COACH MIKE VRABEL

[Click For Complete Online Bio](#)

[The OTP: Exclusive Interview with Mike Vrabel](#)

[Video: Watch "The Mike Vrabel Show"](#)

[Video: Watch Mike Vrabel's latest press conference](#)

[Video: Introducing Mike Vrabel's Second and Seven Foundation](#)

[Mike Vrabel Named AP 2021 NFL Coach of the Year](#)

[Video: Igniting the Fire - Who is Mike Vrabel?](#)



behind only the Green Bay Packers (.658). In the same period, their .855 winning percentage (47-8) in regular season games in which they had a fourth-quarter lead tied for sixth in the NFL. Vrabel's team was 5-2 in overtime games from 2018 through 2022, tying the Kansas City Chiefs (5-0) for the second-most overtime wins behind the Las Vegas Raiders (7-3). On the road, the Titans were 28-18 (.561), tying for the league's sixth-best road record.

From 2018 to 2022, the Titans had the NFL's second-best rushing offense, averaging 139.9 yards per game on the ground. Only the Baltimore Ravens were better (170.8). The offense ranked first in the NFL in the red zone, scoring touchdowns on 66.8 percent of drives inside the opponent's 20-yard line (173 of 259), and the Titans also had the NFL's ninth-best team passer rating at 95.8.

On the other side of the ball, the Titans ranked fourth in rushing defense from 2018 to 2022, allowing 100.2 rushing yards per contest. Also in that five-year stretch, the Titans were seventh in scoring defense (21.8 opponent points per game).

During the 2022 season, the Titans led the NFL in total number players used for the second consecutive season. A total of 86 players took the field for at least one game, partly as a result of 31 players being placed on injured reserve from the time the roster was cut to 53 players through the end of the campaign. The Titans relied heavily upon their youth, as rookies combined for 145 games played (tied for third in the NFL) and 56 starts (sixth).

The 2022 Titans led the NFL in rushing defense for the first time as a team since 2003. They allowed only 1,307 total rushing yards for a league-best average of 76.9 yards per contest—the second-best finish in franchise history (73.4 in 1960). The Titans also ranked third in third-down defense in 2022, allowing a conversion rate of 34.2 percent (77 of 225).

Vrabel Honored as NFL's Top Coach in 2021

Vrabel was named the Associated Press NFL Coach of the Year in 2021 after directing the Titans to a 12-5 record during the regular season. The Titans won the AFC South, and they claimed the top seed in the AFC playoff field for the first time since 2008. They did so despite needing to use 91 total players during the season—the most in NFL history in a non-strike year. After the final preseason roster cuts through the end of the season, the team placed 26 different players on injured reserve and 21 different players on the reserve/COVID-19 list, plus additional practice squad players that received those designations.

The 2021 Titans ranked second in rushing defense (84.6 yards allowed per game), 12th in total defense (329.8), sixth on third down (36.7 percent), sixth in scoring defense (20.8 points per game) and ninth in sacks (43). Offensively, the Titans finished fifth in rushing (141.4 yards per game) despite missing **Derrick Henry** for nine games due to injury. The offense also ranked eighth on third down (43.6 percent), fifth in the red zone (63.9 percent) and first in goal-to-go efficiency (87.5 percent).

In 2021, Vrabel joined Pardee and Glanville as the only head coaches in team annals to preside over at least three playoff squads in their initial four seasons as head coach, and he tied Pardee (43-26) for the most total wins by a head coach in his first four seasons with the organization.

Titans Take the AFC South in Year 3 Under Vrabel

The Titans won the 2020 AFC South title with an 11-5 record in the regular season, claiming their best record and first division title since going 13-3 in 2008. They finished with a 5-1 record within the division and a 6-2 mark in road games, all while navigating the challenges of the COVID-19 pandemic.

The Titans led the NFL in 2020 with a plus-11 turnover differential. Their 23 takeaways ranked seventh in the NFL, while their 12 turnovers were the second-fewest in the league in 2020 and tied for the ninth-lowest number since the NFL went to a 16-game schedule in 1978.

In 2020, the Titans tied for second place in total offense (396.4 yards per game) and ranked fourth in scoring offense (30.7 points per game). They became the first team in NFL history to generate at least 2,500 rushing yards (2,690) and 3,500 net passing yards (3,653) while surrendering 25 or fewer sacks (25). Their 6,343 total yards and 381 first downs established franchise records, while their 491 points amounted to the organization's second-best total.

The 2020 Titans joined the 1997 Detroit Lions as the only teams in NFL history to feature a 2,000-yard rusher, a 3,000-yard passer and a 1,000-yard receiver. Henry led the NFL in rushing for the second consecutive season, and his 2,027 rushing yards gave him the fifth-best total in league history. Meanwhile, **Ryan Tannehill** passed for 3,819 yards, and his 106.5 passer rating was the fifth-best number in the NFL. **A.J. Brown** was named to the

Mike Vrabel was named head coach of the Titans on Jan. 20, 2018, becoming the 19th head coach in franchise history.

Vrabel, who enters 2023 as the NFL's ninth-longest tenured head coach with his current team, is the organization's fourth head coach to serve for at least five complete seasons, joining **Wally Lemm** (1966–1970), **Bum Phillips** (1975–1980) and **Jeff Fisher** (1994–2010). Measured against each member of the group in years one through five of their respective terms, Vrabel's 50 wins from 2018 to 2022 set a new benchmark, and his .575 winning percentage (50-37) ranked second behind only Phillips, who was 48-32 (.600) in his initial five years with the Oilers.

Vrabel finished the 2022 campaign ranked third in Titans/Oilers history in total career wins among head coaches. His 50 wins trailed only franchise Ring of Honor members Fisher (147) and Phillips (59).

With three playoff appearances in his first five years (2019, 2020 and 2021), Vrabel is the sixth head coach in Oilers/Titans history to coach at least three playoff teams. The others are Fisher (six), **Jack Pardee** (four), Phillips (three), **Jerry Glanville** (three) and Lemm (three). The Titans won back-to-back AFC South titles in 2020 and 2021, marking the first time the organization accomplished the feat since the Oilers won the first three AFL Eastern division titles from 1960 to 1962.

In each of Vrabel's first five seasons, the Titans had a minimum of a win-and-in scenario to reach the postseason entering the final week of the regular season. The two non-playoff seasons under his leadership came down to such circumstances in 2018 and 2022.

Situationally, Vrabel's teams have fared among the NFL leaders in several categories. From 2018 to 2022, the Titans had a .640 winning percentage in three-point games (16-9), which ranked second in the league

MIKE VRABEL AT A GLANCE

- Year as Titans head coach: **6**
- Year as NFL head coach: **6**
- Regular season record: **48-35**
- Postseason record: **2-3**
- Overall record: **50-38**
- Regular season home record: **25-16**
- Regular season road record: **23-19**
- vs. Chargers: **1-2**
- At home vs. Chargers: **1-0**
- On the road vs. Chargers: **0-1 (also 0-1 at neutral site)**
- vs. Brandon Staley: **0-1**

Mike Vrabel's Career Coaching Ledger:

Years	Team	Position
2018-23	Tennessee Titans	Head Coach
2017	Houston Texans	Defensive Coordinator
2014-16	Houston Texans	Linebackers Coach
2012-13	Ohio State University	Defensive Line Coach
2011	Ohio State University	Linebackers Coach

Mike Vrabel's Career Playing Ledger:

Years	Team	Position
2009-10	Kansas City Chiefs	Linebacker
2001-08	New England Patriots	Linebacker
1997-00	Pittsburgh Steelers	Linebacker

TITANS 2023 COACHING STAFF

- Mike Vrabel **Head Coach**
- Craig Aukerman **Assistant Head Coach/Special Teams Coordinator**
- Brian Bell **Assistant Director of Sports Performance**
- Scott Booker **Safeties**
- Shane Bowen **Defensive Coordinator**
- Kylan Butler **Offensive Assistant**
- Ryan Crow **Outside Linebackers**
- Tony Dews **Tight Ends**
- Justin Hamilton **Defensive Quality Control**
- Chris Harris **Defensive Pass Game Coordinator/Cornerbacks**
- Jason Houghtaling **Offensive Line**
- Matt Jones **Offensive Line Assistant**
- Tim Kelly **Offensive Coordinator**
- Bobby King **Inside Linebackers**
- Zak Kuhr **Inside Linebackers Assistant**
- Anthony Levine **Special Teams Assistant**
- Lori Locust **Defensive Quality Control**
- Charles London **Pass Game Coordinator/Quarterbacks**
- Clinton McMillan **Defensive Line Assistant**
- Rob Moore **Wide Receivers**
- Pat O'Hara **Passing Game Analyst**
- Justin Outten **Run Game Coordinator/Running Backs**
- Frank Piraino **Director of Sports Performance**
- Tom Quinn **Special Teams Assistant**
- Haley Roberts **Sports Performance Assistant**
- Tyler Rouse **Sports Performance Assistant**
- Luke Stocker **Offensive Assistant**
- John Streicher **Director of Football Administration**
- Mike Sullivan **Assistant Offensive Line**
- Terrell Williams **Assistant Head Coach-Defense/Defensive Line**

Background as a Player and Coach

Vrabel arrived in Tennessee with 18 years of NFL experience, including four seasons as a coach and 14 seasons as a player. His distinguished playing career included three Super Bowl wins (2001, 2003 and 2004), one Pro Bowl selection (2007) and an All-Pro honor (2007). Vrabel played in 206 NFL games and totaled 57 sacks, 496 tackles, 11 interceptions, 20 forced fumbles, nine fumble recoveries and 10 touchdown receptions. Additionally, his teams advanced to the playoffs eight times (20 postseason games), with Vrabel recording eight postseason sacks and two postseason touchdown receptions.

Vrabel joined the Titans after four seasons with the Houston Texans, spending the first three seasons (2014-16) coaching linebackers and one year (2017) as the team's defensive coordinator. During his time in Houston, the Texans built one of the best defenses in the NFL and experienced tremendous success as a team – earning two division titles (2015, 2016).

Between 2014-16, the Texans defense ranked third in the NFL in yards allowed per game (319.9) and net passing yards (218.4). Houston also ranked first in third-down defense (33.6), fourth in opponent completion percentage (59.5) and sixth in points allowed per game (19.8). The 2016 defense ranked number one in the NFL, for the first time in franchise history, in yards allowed (301.3).

In 2017, his first year as a defensive coordinator, the Texans finished the campaign with 19 players on injured reserve. Despite the injuries, Vrabel led the defense to the fifth-best third-down percentage in the NFL and a franchise-record 3.97 yards per carry by opponents. Houston also had 18 different players record at least half a sack last year and 26 players tally at least one tackle for loss.

Vrabel spent his career playing and coaching with accomplished leaders, including **Bill Belichick**, **Bill Cowher**, **Romeo Crennel**, **Urban Meyer**, **Bill O'Brien** and **Todd Haley**.

As the Texans linebackers coach from 2014-16, Vrabel developed several players into top-notch performers, including **Jadeveon Clowney** (Pro Bowl, 2016), **Whitney Mercilus**, **Benardrick McKinney** (second-team All-Pro, 2016) and **Brian Cushing**. The 2015 Texans defense had the top third-down defense in the NFL (28.5 percent), which was the lowest percentage in franchise history and the lowest by any NFL team since the 2003 Titans (27.7 percent). The 2015 defense also set a franchise mark for sacks in a season with 45 - 22.5 coming from Vrabel's linebacking corps.

Prior to joining the NFL coaching ranks, Vrabel transitioned immediately from an NFL player to college coach. He started as the linebacker coach at Ohio State in 2011 and coached the defensive line from 2012–2013. The 2012 Buckeyes finished the season undefeated at 12-0. He also was named Big Ten Recruiter of the Year by ESPN.com in 2012.

Vrabel was selected by the Pittsburgh Steelers in the third round (91st overall) of the 1997 NFL Draft, after his playing career at Ohio State, where he earned All-America honors and Big Ten Conference Defensive Lineman of the Year in both 1995 and 1996.

A native of Akron, Ohio, Vrabel attended Walsh Jesuit High School. He and his wife, Jennifer, have two sons: Tyler and Carter.

MOST WINS IN FRANCHISE HISTORY

In 2022, **Mike Vrabel** passed **Jack Pardee** for the third-highest win total in franchise history among head coaches. He trails only **Jeff Fisher** (147) and **Bum Phillips** (59).

Vrabel is also the sixth head coach in Oilers/Titans history to coach at least three playoff teams. The others are Fisher (six), Pardee (four), Phillips (three), **Jerry Glanville** (three) and **Wally Lemm** (three).

Franchise leaders in career wins among head coaches (including playoffs):

Head Coach	Years	Won	Lost	Tied	Pct.	Playoff Seasons
1. Jeff Fisher	1994-2010	147	126	0	.538	6
2. O.A. "Bum" Phillips	1975-80	59	38	0	.608	3
3. Mike Vrabel	2018-23	50	38	0	.568	3
4. Jack Pardee	1990-94	44	35	0	.556	4
5. Wally Lemm	1961, 1966-70	38	40	4	.487	3
6. Jerry Glanville	1985-89	35	35	0	.500	3
7. Mike Munchak	2011-13	22	26	0	.458	0
8. Mike Mularkey	2015-17	21	22	0	.488	1
9. Frank "Pop" Ivy	1962-63	17	12	0	.586	1
10. Lou Rymkus	1960-61	12	7	1	.625	1

Records include postseason

Pro Bowl after recording his second consecutive 1,000-yard season (1,075) and tying for fifth place in the NFL with 11 touchdown catches.

Titans to AFC Championship Game in Vrabel's Second Season

In 2019, Vrabel became the first head coach in the organization's history to win multiple playoff games within his first two seasons. The Titans won a pair of road games—at New England in the wild card round and at Baltimore in the divisional round—to advance to the 2019 AFC championship game, falling at Kansas City to the eventual Super Bowl champion Chiefs.

The Titans began the 2019 campaign with two wins in their first six games but rallied to win seven of their final 10 games in the regular season. From the time the NFL went to its current playoff format in 1990 through 2019, 345 teams went 2-4 or worse in their first six games of a season. From that group, the Titans became only the third team to advance to a conference championship game, joining the 2002 Titans (2-4) and the 1996 Jacksonville Jaguars (2-4).

The 2019 Titans ranked in the NFL's top 10 in scoring margin (eighth, +71), turnover margin (sixth, +6), offensive yards per play (fourth, 6.12), rushing offense (third, 138.9 yards per game), red zone efficiency (first, 75.6 percent), total touchdowns (tied for third, 54) and third-down defense (eighth, 36.3 percent).

In his first season as head coach, Vrabel directed the Titans to a 9-7 record. His nine wins tied for the fourth-highest total in franchise history by a first-year head coach.

With only 82 penalties enforced against the Titans in 2018, Vrabel's team led the NFL and set a franchise record (16-game season) for fewest penalties in a season. The 2018 Titans also placed third in points allowed (18.9 per game), eighth in total defense (333.4 yards per game), sixth in passing defense (216.9), second in red zone defense (44.7 percent touchdown rate) and seventh in rushing offense (126.4) in the league rankings.

HEAD COACH CLASS OF 2018

When **Mike Vrabel** was hired in 2018, he joined six other head coaches who joined (or rejoined) their respective clubs in the same offseason: **Jon Gruden** (Oakland/Las Vegas Raiders), **Matt Nagy** (Chicago Bears), **Matt Patricia** (Detroit Lions), **Frank Reich** (Indianapolis Colts), **Pat Shurmur** (New York Giants) and **Steve Wilks** (Arizona Cardinals). Of those seven coaches, Vrabel was the only one still with his team at the conclusion of 2022 and had the most wins of the group. Vrabel's three playoff appearances also was the highest number among the coaches.

Most total wins from 2018 to 2022 by head coaches hired during the 2018 offseason (through 2022):

Coach	Team	Wins	Losses	Ties	Pct.	Playoff Appearances
1. Mike Vrabel	Tennessee	50	37	0	.575	3
2. Frank Reich	Indianapolis	38	30	0	.559	2
3. Matt Nagy	Chicago	34	33	0	.507	2
4. Jon Gruden	Las Vegas	22	31	0	.415	0
5. Matt Patricia	Detroit	13	29	1	.314	0
6. Pat Shurmur	N.Y. Giants	9	23	0	.281	0
7. Steve Wilks	Arizona	3	13	0	.188	0

MOST WINS IN FIRST FIVE SEASONS

Mike Vrabel won 50 games in his first five seasons after joining the Titans as head coach in 2018. In doing so, he surpassed **Bum Phillips** for the most total wins by a head coach in his first five seasons with the organization. In Philips' first five seasons as head coach from 1975 through 1979, the Oilers were 48-32, including playoffs.

Most total wins in Titans/Oilers history in a head coach's first five seasons, including playoffs*:

Coach	Seasons	Playoff Berths					Pct
		Season 1-5	W	L	T		
1. Mike Vrabel	2018-2022	3	50	37	0	.575	
2. O.A. "Bum" Phillips	1975-1979	2	48	32	0	.600	
3. Jeff Fisher	1995-1999*	1	47	37	0	.560	
4. Jack Pardee	1990-1994*	4	44	35	0	.557	
5. Jerry Glanville	1986-1989*	3	35	33	0	.515	
6. Wally Lemm	1966-1970*	2	28	40	4	.417	
7. Mike Munchak	2011-2013	0	22	26	0	.458	
8. Mike Mularkey	2016-2017*	1	19	15	0	.559	
9. Frank "Pop" Ivy	1962-1963	1	17	12	0	.586	
10. Lou Rymkus	1960-1961	1	12	7	1	.625	

* Does not include interim seasons

Note: Glanville, Munchak, Mularkey, Ivy and Rymkus coached fewer than five seasons

TITANS/OILERS HEAD COACH HISTORY

Head Coach	Years	Won	Lost	Tied	Pct.
Mike Vrabel	2018-23	50	38	0	.568
Mike Mularkey	2015-17	21	22	0	.488
Ken Whisenhunt	2014-15	3	20	0	.130
Mike Munchak	2011-13	22	26	0	.458
Jeff Fisher	1994-2010	147	126	0	.538
Jack Pardee	1990-94	44	35	0	.556
Jerry Glanville	1985-89	35	35	0	.500
Hugh Campbell	1984-85	8	22	0	.266
Chuck Studley	1983	2	8	0	.200
Ed Biles	1981-83	8	23	0	.258
O.A. "Bum" Phillips	1975-80	59	38	0	.608
Sid Gillman	1973-74	8	15	0	.347
Bill Peterson	1972-73	1	18	0	.052
Ed Hughes	1971	4	9	1	.321
Wally Lemm	1961, 1966-70	38	40	4	.487
Hugh "Bones" Taylor	1965	4	10	0	.285
Sammy Baugh	1964	4	10	0	.285
Frank "Pop" Ivy	1962-63	17	12	0	.586
Lou Rymkus	1960-61	12	7	1	.625

Records include postseason

VRABEL'S RECORD VS. THE NFL

Mike Vrabel's record by opponent since becoming Titans head coach in 2018:

Opponent	Regular Season			Playoffs	
	W	L	T	W	L
Arizona	0	1	0		
Atlanta	1	0	0		
Baltimore	1	1	0	1	1
Buffalo	2	3	0		
Carolina	0	1	0		
Chicago	1	0	0		
Cincinnati	0	2	0	0	1
Cleveland	1	1	0		
Dallas	1	1	0		
Denver	2	1	0		
Detroit	1	0	0		
Green Bay	1	1	0		
Houston	6	4	0		
Indianapolis	6	4	0		
Jacksonville	7	3	0		
Kansas City	2	1	0	0	1
L.A. Chargers	1	2	0		
L.A. Rams	1	0	0		
Las Vegas	2	0	0		
Miami	1	1	0		
Minnesota	1	0	0		
N.Y. Giants	1	1	0		
N.Y. Jets	1	1	0		
New England	1	1	0	1	0
New Orleans	1	2	0		
Philadelphia	1	1	0		
Pittsburgh	0	2	0		
San Francisco	1	0	0		
Seattle	1	0	0		
Tampa Bay	1	0	0		
Washington	2	0	0		



TITANS 2023 ASSISTANT COACHES

SHANE BOWEN DEFENSIVE COORDINATOR

[Click For Complete Online Bio](#)

- Bowen was promoted to defensive coordinator in 2021 after spending his first three seasons with the Titans as outside linebackers coach.
- In 2022, the Titans led the NFL in rushing defense for the first time since 2003, surrendering a league-best average of 76.9 yards per contest for the second-best finish in franchise history (73.4 in 1960). The Titans also ranked third in third-down defense in 2022, allowing a conversion rate of 34.2 percent (77 of 225). The 28 total starters used on defense was the second-highest total in the NFL, and the 40 total players used on defense led the league.
- In 2021, the Titans ranked second in rushing defense (84.6), 12th in total defense (329.8 per game), sixth on third down (36.7 percent) and sixth in scoring defense (20.8 points per game). They tied for ninth in sacks (43), while outside linebacker Harold Landry III (12 sacks) and defensive linemen Denico Autry (nine sacks) and Jeffery Simmons (8.5) made the Titans the only NFL team in 2021 to have three players with at least eight sacks. Landry, Simmons and safety Kevin Byard were all named to the Pro Bowl, with Byard adding first-team All-Pro honors.
- In 2020, he added defensive play-caller to his responsibilities as outside linebackers coach. The Titans defense ranked seventh in the NFL with 23 takeaways, which tied for the most by a Titans defense since 2013 (25). The Titans also tallied 15 interceptions, which ranked seventh in the NFL and the most by the Titans since 2012 (19).
- Bowen joined the Titans in 2018 after spending two seasons (2016-17) as a defensive assistant for the Houston Texans. He arrived with nine years of coaching experience.
- In 2016, Bowen was part of a Texans staff that produced the NFL's number one defense (yards allowed) for the first time in franchise history. In 2017, the defense ranked fifth in third-down defense and set a franchise record for yards per carry by opponents (3.97).
- He also served at Kennesaw State as linebackers coach (2013-15), at Ohio State as a defensive graduate assistant (2012). He began his coaching career as an assistant at Georgia Tech (2009-11).
- A native of Pickerington, Ohio, Bowen was a three-year letter winner at Georgia Tech as an outside linebacker.



TIM KELLY OFFENSIVE COORDINATOR

[Click For Complete Online Bio](#)


- Kelly was promoted to offensive coordinator in 2023 after initially joining the Titans in 2022 as passing game coordinator. Prior to joining the Titans, he spent three seasons as the offensive coordinator for the Houston Texans.
- Kelly arrived in Tennessee with eight years of NFL experience, all with the Texans. He initially joined the Texans as an offensive quality control coach in 2014 and then was named offensive quality control/assistant offensive line coach in 2016. He was promoted to tight ends coach in 2017 and then elevated to offensive coordinator in 2019.
- In 2021, he guided quarterback Davis Mills to the second-best passer rating (88.8) among all rookie quarterbacks.
- In 2020, he directed an offense that ranked fourth in passing yards and 13th overall. Quarterback Deshaun Watson led the NFL with a career-best 4,823 passing yards, while also setting career marks in passing touchdowns (33), passer rating (112.7) and lowest interception total (seven).
- In 2019, his first season as offensive coordinator, Kelly's offense featured a 3,500-yard passer (Watson), a 1,000-yard receiver (DeAndre Hopkins) and a 1,000-yard rusher (Carlos Hyde).
- Kelly also has six years of college coaching experience with stops at Penn State (2012-13), Ball State (2011), Minnesota State-Moorhead (2010) and Illinois Wesleyan (2008-09).
- As a college player, Kelly played 48 games at defensive tackle and served as a team captain for Eastern Illinois.



CRAIG AUKERMAN ASSISTANT HEAD COACH/SPECIAL TEAMS COORDINATOR

[Click For Complete Online Bio](#)


- Aukerman was promoted to special teams coach in 2018. He joined the Titans in January 2017 as the assistant special teams coach.
- In 2022, Aukerman helped rookie punter Ryan Stonehouse lead the league and set a new NFL record with a 53.1-yard gross punting average. Stonehouse also finished fourth in the NFL and set a rookie record with a 44.0-yard net average. Kicker Randy Bullock made 17 of 20 field goals (85.0 percent) and made all 28 extra point attempts. Additionally, long snapper Morgan Cox was named to the Pro Bowl.
- In 2021, kicker Bullock finished ninth in franchise history with 120 points in a single season, while Brett Kern had the league's third-best ratio of punts inside the 20 to touchbacks (18:1). Chester Rogers ranked fifth in the NFL with a 9.8-yard punt return average, the best by a Titans player since 2012 (13.2 by Darius Reynaud). The kickoff coverage unit ranked eighth in the league (20.3-yard average).
- In 2020, Kern's 59.5 percent (22 of 37) of punts placed inside the 20 was the best of any player with at least 30 punts in a season since 1991.
- In 2019, the Titans finished fourth in the NFL in net punting and tied for the NFL lead with four total blocked kicks. Kern was named to his third consecutive Pro Bowl.
- The 2018 Titans set the NFL kickoff return average record (32.0).
- Prior to his arrival in Tennessee, he gained 17 years of coaching experience, including 10 seasons on the college level and seven years in the NFL.
- He spent four seasons (2013-16) with the San Diego Chargers working with their special teams, first as an assistant special teams coach (2013-15) and then as the special teams coordinator (2016).
- He also spent time in the NFL on the coaching staffs with the Jacksonville Jaguars (2011-12) and Denver Broncos (2010).
- In the college ranks, he coached at Findlay (2000), Miami (Ohio) (2001-02, 2005-08), Western Kentucky (2003-04), and Kent State (2009).
- Aukerman was a two-time NAIA All-American at the University of Findlay (Ohio), where he played defensive back and wide receiver from 1995-98.



BRIAN BELL ASSISTANT DIRECTOR OF SPORTS PERFORMANCE

[Click For Complete Online Bio](#)

- Bell joined the Titans in 2018 after spending three seasons with the Houston Texans as assistant strength and conditioning coach. He was a member of back-to-back AFC South Division Championships in his first two campaigns in Houston.
- Bell was an assistant strength and conditioning coach at Penn State from 2012-13 and the head football strength and conditioning coach at his high school alma mater, DeMatha Catholic, in Hyattsville, Md., from 2011-12.
- Bell was a tight end and fullback at Kent State from 2002-06. In 2007, Bell signed with the Washington Commanders as an undrafted free agent and served on the team's practice squad.



SCOTT BOOKER SAFETIES

[Click For Complete Online Bio](#)

- Booker joined the Titans in 2018 after spending 15 seasons in the college coaching ranks. After two seasons as a defensive assistant, he was promoted to safeties coach in 2020.
- In 2022, Booker helped Kevin Byard lead the Titans with four interceptions and 106 tackles. It was Byard's second consecutive season in which he led the squad in interceptions, and it was his third straight campaign (2020-22) leading the defense in tackles—all under Booker's tutelage. Safety Andrew Adams, who did not join the team until Week 3, recorded 11 starts, registered a career-high 60 tackles, and added an interception for a touchdown.



TITANS 2023 ASSISTANT COACHES

- In 2021, Booker helped Byard earn first-team All-Pro and Pro Bowl honors. Byard became the franchise's first player to lead the team in tackles (88) and interceptions (five) in the same season since the team began tracking individual tackle statistics in 1974. Byard's 13 passes defended led all NFL safeties. Meanwhile, Amani Hooker was a full-time starter for the first time in his career and totaled a career-best 62 tackles.
- In 2020, the Titans defense ranked seventh in the NFL with 15 interceptions, which was most by the Titans since 2012. Byard led the defense and set a career high with 111 tackles.
- He spent the 2017 season as the safeties coach/special teams coordinator at Nebraska.
- Previously, Booker spent seven years (2010-16) at Notre Dame, as a tight ends/special teams coordinator (2012-16) and offensive intern (2010-11). He coached the secondary at Western Kentucky for one season (2009).
- Booker began his coaching career at his alma mater Kent State as a graduate assistant (2003-04) and secondary coach (2005-08).
- The Pittsburgh, Pa., native played collegiately at Kent State.

KYLAN BUTLER OFFENSIVE ASSISTANT

[Click For Complete Online Bio](#)

- Butler joined the Titans for 2021 as part of the The NFL Bill Walsh Diversity Coaching Fellowship after seven years coaching at the collegiate level.
- Before arriving in Tennessee, he spent two seasons coaching wide receivers at Morehead State University. He also served as co-special teams coordinator in 2019 and was promoted to associate head coach for 2020-21. After the fall 2020 season was postponed due to the COVID-19 pandemic, Butler helped coach the team in its games during the spring of 2021.
- He spent two years at Glenville (W.Va.) State College, first as running backs coach in 2017 and then as offensive coordinator/wide receivers coach in 2018.
- Butler began his coaching career in 2014 at his alma mater, the University of Arizona, and spent three total seasons as an offensive graduate assistant.
- A native of Antioch, Calif., he appeared in 35 career games as a running back and on special teams for the Arizona Wildcats.



RYAN CROW OUTSIDE LINEBACKERS

[Click For Complete Online Bio](#)


- Crow was promoted to outside linebackers coach in 2021 after initially joining the Titans in 2018. He arrived with seven previous seasons of coaching experience in the college ranks.
- In 2022, Crow worked with versatile defender Denico Autry, who led the defense with eight sacks and a career-high 45 quarterback pressures despite being limited to 12 games. Autry, Rashad Weaver (5.5) and Bud Dupree (four) combined for 17.5 of the defense's 39 sacks.
- In 2021, Titans outside linebackers accounted for 19 total sacks, including 12 sacks by Harold Landry III, who led the team, set a career high and ranked 10th in the NFL. Landry was named to his first career Pro Bowl.
- After serving as a defensive assistant for his first two seasons with the Titans, his title was changed to assistant special teams coach in 2020.
- Crow served as a graduate assistant at Ohio State (2017) and worked primarily with linebackers.
- Crow spent three seasons at Baldwin Wallace University as offensive coordinator/offensive line coach (2015-16) and offensive line coach (2014). He also spent three seasons at Purdue as a graduate assistant working with the offensive line (2012-13) and one season as assistant strength coach (2011).
- A native of Findlay, Ohio, Crow played linebacker at Bowling Green and earned a scholarship after initially walking on.



TONY DEWS TIGHT ENDS

[Click For Complete Online Bio](#)


- Dewes joined the Titans in 2018 with 20 previous years of coaching in the college ranks. He spent his first five years with the club as running backs coach before moving to tight ends coach in 2023.
- With Dewes as his position coach from 2018 to 2022, Derrick Henry led the NFL with 7,101 rushing yards and 55 rushing touchdowns. During that time, Henry led the NFL in rushing two times (2019 and 2020) and was selected to three Pro Bowls.
- In 2022, Henry was named to the Pro Bowl after finishing the season with 1,538 yards and 13 touchdowns. He finished second in the NFL in rushing yards behind Las Vegas Raiders tailback Josh Jacobs (1,653). With a career-high 398 receiving yards, Henry's 1,936 scrimmage yards ranked fifth in franchise history and was the second-best number of his career (2,141 in 2020).
- In 2021, the Titans were fifth in rushing offense, averaging 141.4 rushing yards per game. Henry ranked ninth in the NFL with 937 rushing yards despite missing nine games. With Henry out, D'Onta Foreman (566 rushing yards) and Dontrell Hilliard (350) each set career highs in rushing yards.
- In 2020, the Titans had the NFL's second-ranked rushing offense (168.1 yards per game). Henry led the NFL in rushing for the second consecutive season and produced the eighth 2,000-yard rushing season in league history. Henry's 2,027 rushing yards ranked fifth in NFL history.
- In 2019, the Titans finished third in the NFL in rushing offense with Henry leading the league with 1,540 rushing yards.
- In 2018, the Titans finished with the NFL's seventh-ranked rushing offense, as Henry ranked second in the AFC with 1,059 rushing yards.
- Prior to his arrival in Tennessee, Dewes coached running backs at West Virginia in 2017.
- Dewes had stints coaching wide receivers at Arizona (2012-16), tight ends at Pittsburgh (2011), wide receivers at Michigan (2008-10), wide receivers at West Virginia (2007), linebackers at UNLV (2006), special teams (2005) and tackles/tight ends (2004) at Central Michigan, defensive line at Holy Cross (2002), offensive line at California (Pa.) and defensive line at Millersville (1998). He was a graduate assistant at West Virginia from 1999-2001.
- A native of Clifton, Va., Dewes played tight end at Liberty University, where he was the team's leading receiver in both of his final two seasons.



JUSTIN HAMILTON DEFENSIVE QUALITY CONTROL

[Click For Complete Online Bio](#)

- Hamilton joined the Titans in 2023 after 11 seasons coaching in the college ranks.
- He was the defensive coordinator at Virginia Tech from 2020 to 2021. He initially joined the Hokies in 2018 as director of player development-defense and was then promoted to safeties coach in 2019.
- Prior to his time in Blacksburg, he coached four seasons at VMI, first as outside linebackers/co-special teams coach (2014-16) and one season (2017) as inside linebackers/co-special teams coach. He started his coaching career at Virginia-Wise for three seasons (2011-13).
- Hamilton played 12 games in the NFL with Cleveland (10 games in 2006) and Washington (two games in 2008), after being a seventh-round selection by the Browns in the 2006 NFL Draft.
- As a college player at Virginia Tech (2002-05), Hamilton played in 52 career games as a defensive back, running back and wide receiver.




TITANS 2023 ASSISTANT COACHES

CHRIS HARRIS

DEFENSIVE PASS GAME COORDINATOR/ CORNERBACKS

[Click For Complete Online Bio](#)

- Harris was hired in 2023 as defensive pass game coordinator/cornerbacks coach.
- He arrived in Tennessee with nine previous seasons in the NFL as a coach in addition to eight NFL seasons as a player.
- From 2020 to 2022, he was the defensive backs coach for the Washington Commanders.
- From 2020-22, the Commanders defense ranked eighth in the NFL in passing yards allowed (213.1 yards per game) and fourth in total yards allowed (323.4 yards per game).
- The Commanders ended the 2022 season in the top 10 in a number of categories, including total defense (third), passing yards allowed (fourth), points allowed (seventh), third-down defense (first) and red-zone defense (eighth).
- Prior to his time in Washington, Harris spent four seasons (2016-19) with the Los Angeles Chargers as assistant defensive backs coach.
- He began his coaching career as a defensive quality control coach for the Chicago Bears from 2013 to 2014.
- Harris played eight seasons at safety with Chicago (2005-06, 2010-11), Carolina (2007-08), Detroit (2011) and Jacksonville (2012). He earned Associated Press second-team All-Pro honors in 2010 with the Bears. His career totals included 16 interceptions in 101 games (88 starts).
- Harris was selected by the Bears in the sixth round of the 2005 NFL Draft following his collegiate playing career at Louisiana-Monroe.




JASON HOUGHTALING

OFFENSIVE LINE

[Click For Complete Online Bio](#)

- Houghtaling (pronounced "HO-tail-ing") was promoted to offensive line coach in 2023. He initially joined the Titans in 2021 as offensive line assistant.
- In 2022, the Titans used six different starting offensive line combinations. Three members of the line recorded career highs in starts: Aaron Brewer (17), Dennis Daley (15) and rookie Nicholas Petit-Frere (16). Petit-Frere became the fourth offensive lineman in the franchise's "Titans era" (1999–present) to start at least 16 games as a rookie, and center Ben Jones was named to his first Pro Bowl. The line helped Derrick Henry finish second in the NFL with 1,538 rushing yards.
- In 2021, injuries forced the Titans to use seven different starting offensive line combinations, including five different starters at left tackle. However, the offense managed to finish fifth in rushing, averaging 141.4 rushing yards per game. Left guard Rodger Saffold III was named to his first career Pro Bowl.
- Prior to arriving in Tennessee, he spent 2020 as the offensive line coach at Colgate.
- Houghtaling spent 12 total seasons over three stints at Wagner College (2006-09, 2011-12, 2014-19), including serving as head coach for the Seahawks from 2015 to 2019.
- He also served as head coach at Hudson Valley Community College in 2010 and as the offensive coordinator at Cornell in 2013.
- A native of Windsor, N.Y., he attended Lafayette College and played defensive line before injuries ended his career. He graduated from the University of Binghamton.




MATT JONES

OFFENSIVE LINE ASSISTANT

[Click For Complete Online Bio](#)

- Jones joined the Titans in 2023 after spending four seasons (2019-22) at the University of Tennessee-Martin, as the team's run game coordinator and tight end/offensive tackle coach.
- He helped the UT-Martin Skyhawks to back-to-back Ohio Valley Conference titles in 2021 and 2022.
- Prior to joining UT-Martin, Jones had stops as an offensive line coach at Texas Southern (2017-18), Jackson State (2016), Tulane (2014-15), Villanova (tight ends, 2013), Avila University (2011-12) and the University of Saint Francis (Illinois) (2009-10).
- A native of Chicago, Ill., Jones attended Eastern Illinois University.



BOBBY KING

INSIDE LINEBACKERS

[Click For Complete Online Bio](#)

- King joined the Titans in 2022 after spending the previous five seasons with the Houston Texans.
- In 2022, five different players started multiple games at inside linebacker: Zach Cunningham, David Long Jr., Dylan Cole, Monty Rice and Jack Gibbens. Long set career highs with 12 starts and 86 tackles, while Cole established career bests with eight starts and 51 tackles. The unit helped the Titans finish first in the NFL in rushing defense (76.9 opponent rushing yards per game).
- King arrived in Tennessee with 12 years of NFL coaching experience, including eight total seasons with the Houston Texans (2017-21, 2011-13). He coached the defensive line in 2021 after leading the inside linebackers from 2017 to 2020.
- In 2020, linebacker Zach Cunningham led the NFL with a career-high 163 tackles on the season.
- In 2018, linebacker Benardrick McKinney earned Pro Bowl honors after posting 105 stops, seven passes defended, five tackles for loss, 1.5 sacks, a forced fumble and an interception. The Texans 2018 defense led the league in opponent average rushing yards per carry (3.44) and ranked third in rushing yards allowed (1,323).
- Before returning to the Texans in 2017, King spent three seasons (2014-16) with the San Diego Chargers as assistant linebackers coach. His first stint in Houston was as assistant linebackers coach (2012-13) and defensive assistant (2011). He entered the NFL as defensive quality control/assistant linebackers coach for Dallas in 2010.
- King spent seven seasons in the college game with stops at West Texas A&M (2008-09, 2005), Baylor (2006-07) and his alma mater, Texas-El Paso (2002-03), where he previously was a two-year starter on the defensive line.




ZAK KUHR

INSIDE LINEBACKERS ASSISTANT

[Click For Complete Online Bio](#)

- Kuhr joined the Titans in 2020 after a season as offensive analyst at the University of Texas in 2019.
- In 2022, five different players started multiple games at inside linebacker: Zach Cunningham, David Long Jr., Dylan Cole, Monty Rice and Jack Gibbens. Long set career highs with 12 starts and 86 tackles, while Cole established career bests with eight starts and 51 tackles. The unit helped the Titans finish first in the NFL in rushing defense (76.9 opponent rushing yards per game).
- In 2021, the rotation at inside linebacker included Rashaan Evans, Jayon Brown, David Long Jr. and Zach Cunningham. The quartet accounted for 212 total tackles and five interceptions, including Long's career highs of 75 tackles and two interceptions.
- He spent two seasons at Texas State. In addition to coaching running backs for the Bobcats from 2017-18, he was the co-offensive coordinator in 2017 and the offensive coordinator/assistant head coach in 2018.
- He coached running backs at Rutgers in 2016.



TITANS 2023 ASSISTANT COACHES

- Following the 2013 season as a graduate assistant at Old Dominion, he spent two years at James Madison, where he coached running backs in 2014 and added co-offensive coordinator to his title in 2015.
- He interned under Urban Meyer at Ohio State from 2011 to 2012 after a two-year stint as a special teams coordinator at Edward Waters College.
- A native of Jacksonville, Fla., he attended the University of Florida.

ANTHONY LEVINE

SPECIAL TEAMS ASSISTANT

[Click For Complete Online Bio](#)

- Levine joined the Titans in 2023 after spending the 2022 campaign working in coaching and scouting for the Baltimore Ravens.
- He spent 10 years playing for the Ravens (2012-21), gaining notoriety as one of the league's top performers on special teams.
- He originally entered the NFL in 2010 as an undrafted rookie with the Green Bay Packers and spent two campaigns on Green Bay's practice squad.
- During his playing career, he appeared in 146 games and recorded 62 special teams stops, one forced fumble and one fumble recovery. As a defensive back/linebacker, he additionally tallied five starts, 149 tackles and two interceptions.
- In Baltimore, he earned the nickname "Co-Cap" for his status as special teams captain.
- A native of Abbeville, La., Levine was a defensive back for four seasons at Tennessee State University (2006-09).



LORI LOCUST

DEFENSIVE QUALITY CONTROL

[Click For Complete Online Bio](#)

- Locust joined the Titans in 2023 after four seasons (2019-22) as the assistant defensive line coach for the Tampa Bay Buccaneers.
- During her four-year tenure in Tampa Bay, the Buccaneers led the NFL in rushing defense, allowing only 92.3 yards per game. Additionally, the team ranked fifth in sacks (187), third in tackles for loss (348), first in quarterback hits (452) and fifth in takeaways (102). Nose tackle Vita Vea earned his first Pro Bowl selection (2021), while totaling 15 sacks between 2019 and 2022, a total that led all nose tackles. Locust joined fellow Buccaneers assistant Maral Javadifar in becoming the first woman on an NFL coaching staff to win a Super Bowl (LV).
- Prior to joining Tampa Bay, Locust served as the assistant defensive line coach for the Birmingham Iron of the Alliance of American Football and served as a coaching intern with the Baltimore Ravens during their 2018 training camp.
- Locust also spent time coaching with the Lehigh Valley Steelhawks (National Arena League), Central Penn Capitals (NAL), the York Capitals (American Indoor Football), the Central Penn Piranha (semi-professional) and her high school alma mater, Susquehanna Township (Harrisburg, Pa.) High School.
- She attended Temple University and also played football (2004-08) for the Central Penn Vipers in the Independent Women's Football League.



CHARLES LONDON

PASS GAME COORDINATOR/ QUARTERBACKS

[Click For Complete Online Bio](#)

- London re-joined the Titans in 2023 after spending the 2021 and 2022 seasons with the Atlanta Falcons as quarterbacks coach. He previously served on the Titans staff in 2011.
- In 2022, he worked with Falcons rookie quarterback Desmond Ridder, who started the final four games of the season and posted a quarterback rating of 86.4 with each game seeing a higher rating than the previous game. As an offense, the Falcons ranked 10th on third down and 14th in the red zone.
- Prior to joining the Falcons, London spent three seasons (2018-20) with the Chicago Bears as running backs coach. During his time with



- the Bears, he worked with a trio of running backs who reached 1,000 scrimmage yards in at least one season – Jordan Howard (2018), Tarik Cohen (2018) and David Montgomery (2019 and 2020). Cohen and Montgomery posted career-high rushing totals under his tutelage.
- London spent four seasons with the Houston Texans (2014-17) as running backs coach after two seasons at Penn State (2012-13) as running backs coach/recruiting coordinator.
- He entered the coaching profession as a graduate assistant (2004-05) and then running backs coach (2006) at his alma mater, Duke, followed by a stint as offensive quality control coach in Chicago (2007-09), a season as a pro scout in Philadelphia (2010) and one season with the Titans as offensive assistant/quality control coach (2011).

CLINTON McMILLAN

DEFENSIVE LINE ASSISTANT

[Click For Complete Online Bio](#)

- McMillan initially joined the Titans in 2021 as part of the NFL's Bill Walsh Coaching Fellowship.
- Working with the defensive line in 2022, he helped the Titans finish first in the NFL in rushing defense (76.9 opponent rushing yards per game). Defensive tackle Jeffery Simmons was named to the Pro Bowl after posting 7.5 sacks, while nose tackle Teair Tart recorded a career-high 16 starts. Defensive end DeMarcus Walker established career highs in several categories, including 32 tackles and seven sacks.
- In 2021, McMillan primarily worked with the Titans outside linebackers. The group accounted for 19 total sacks, including 12 sacks by Harold Landry III, who led the team, set a career high and ranked 10th in the NFL. Landry was named to his first career Pro Bowl.
- McMillan was a senior analyst at Florida State from 2020 until joining the Titans in 2021.
- McMillan was defensive line coach at the University of Tennessee at Martin from 2017-19 and also held the titles of defensive run game coordinator and co-special teams coordinator in his time with the Skyhawks. He coached four all-conference performers during his tenure and in 2019 helped UTM lead the conference with 25 sacks.
- He began his coaching career at Sanford Seminole High School and Winter Park High School before stints at Weber State (2012-14), Marshall (2014-16) and Ohio Dominican (2017).
- McMillan played four years at defensive tackle for the University of Florida, appearing in 48 games and helping the Gators win the 2006 national championship.



ROB MOORE

WIDE RECEIVERS

[Click For Complete Online Bio](#)

- Moore joined the Titans in 2018 with 16 years of NFL experience as a player and coach.
- In 2022, rookie wide receiver Treyton Burks ranked ninth among NFL rookies with 444 receiving yards on 33 catches. Nick Westbrook-Ikhine recorded a career-high 13 starts, while Robert Woods came back from a knee injury to lead the team with 53 catches and 527 yards in his first season in Tennessee.
- In 2021, A.J. Brown posted a team-best 63 receptions, 869 receiving yards and five touchdown catches, becoming the first player in franchise annals to begin his career with at least 50 receptions and five touchdown receptions in three consecutive seasons. Nick Westbrook-Ikhine set career highs with 38 receptions, 476 receiving yards and four touchdown catches, helping to make up for significant time lost in 2021 by the receiving corps due to injuries. Brown, Julio Jones, Marcus Johnson, Cameron Batson and Racey McMath all had at least one stint on injured reserve.
- In 2020, Brown was selected to the Pro Bowl in his second year after posting 70 receptions for 1,075 yards and 11 touchdowns. Corey Davis set career highs with 984 receiving yards and five touchdowns and tied his career high with 65 catches.
- In 2019, Brown led the 2019 NFL rookie class in receiving yards (1,051), tied for the rookie lead in touchdown receptions (eight), ranked fifth among rookies in receptions (52) and ranked second among all NFL players in receiving average (20.2).



TITANS 2023 ASSISTANT COACHES

- In 2018, Davis, led the offense in his second season with 65 receptions, 891 receiving yards and four touchdowns, seeing dramatic increases from his rookie campaign.
- Moore spent three seasons (2015-17) as the wide receivers coach for the Oakland Raiders and one year (2014) with the Buffalo Bills.
- During his three years in Oakland, he worked with Amari Cooper and Michael Crabtree, who totaled 435 receptions, 5,556 receiving yards and 43 touchdowns in that time.
- During his one year in Buffalo, he worked with Sammy Watkins, who set franchise records for a rookie with 65 receptions for 982 yards.
- Moore also spent time coaching at Syracuse (2010-13), Phoenix (Ariz.) Junior College (2009) and Montclair (N.J.) High School (2002-03).
- A native of Hempstead, N.Y., Moore had a 12-year NFL career playing for the New York Jets (1990-94) and Arizona Cardinals (1995-2001).

PAT O'HARA

PASSING GAME ANALYST

[Click For Complete Online Bio](#)

- O'Hara became the passing game analyst in 2023 after serving as quarterbacks coach from 2018 through 2022.
- He arrived in Tennessee in 2018 after spending three seasons (2015-17) with the Houston Texans as an offensive assistant who helped coach quarterbacks. He arrived in Tennessee with 19 previous seasons of coaching experience.
- During his time as Titans quarterbacks coach, O'Hara helped Ryan Tannehill become the franchise career leader in passer rating (100.5 through 2022) and completion percentage (66.9) and rank sixth in passing yards (12,831) and fifth in passing touchdowns (89). From the time of Tannehill's first start in a Titans uniform (Oct. 20, 2019) through the conclusion of 2022, Tannehill's 100.7 passer rating ranked fourth in the NFL behind only Aaron Rodgers (106.0), Patrick Mahomes (103.3) and Jimmy Garoppolo (100.8).
- In 2021, Tannehill placed third on the franchise's single-season passing charts in attempts (531), completions (357) and completion percentage (67.2), and he ranked fourth with 3,734 passing yards.
- In 2020, Tannehill ranked fifth in the NFL with a 106.5 passer rating, which was second in franchise history behind Tannehill's own 2019 record of 117.5. Tannehill produced top-five numbers on several other franchise single-season lists in 2020, including 40 total touchdowns (first), 3,819 passing yards (third), 33 touchdown passes (tied for second), 65.5 completion percentage (fourth) and 7.9 yards per attempt (tied for fifth).
- In 2019, Tannehill led the NFL in passer rating (117.5—fourth in NFL history) and passing average (9.6). Tannehill set franchise records in both categories in addition to the team's completion percentage benchmark (70.3).
- In 2018, quarterback Marcus Mariota set a then-franchise record with a 68.9 completion percentage. He also finished with a career-best average of 7.64 yards per attempt and a career-low eight interceptions.
- O'Hara spent 10 years coaching in the Arena Football League, including stints as a head coach for the Los Angeles Avengers (2009), Tri-Cities Fever (AF2, 2009), Orlando Predators (2010-11) and New Orleans Voo-Doo (2012-14).
- He was an offensive coordinator for the AFL's Tampa Bay Storm for three seasons (2005, 2007-08).
- A native of Santa Monica, Calif., O'Hara was a 10th round selection for the Tampa Bay Buccaneers in the 1991 NFL Draft.



JUSTIN OUTTEN

RUN GAME COORDINATOR/ RUNNING BACKS

[Click For Complete Online Bio](#)

- Outten (pronounced "OW-ten") joined the Titans coaching staff in 2023 after one season as the offensive coordinator for the Denver Broncos.
- Outten arrived in Tennessee with 17 years of coaching experience, including seven seasons in the NFL.
- In 2022, the Broncos tied for fifth place in the NFL in completions of 25-plus yards, trailing only Kansas City (49), Philadelphia (38), Miami (37)



and New England (36). Outten, who called plays for the Broncos in the last two games of the season, helped the offense post 471 total yards of offense in Week 18, which was the most by the team in a single game since Jan. 3, 2016.

- Outten coached tight ends with the Green Bay Packers from 2019 through 2021, during which time the unit collectively tallied 60-plus catches and 700-plus receiving yards in each of his three seasons. During his tenure in Green Bay, six different tight ends registered at least one touchdown reception, which tied for the second-most in the NFL during that span.
- In 2020, Outten coached tight end Robert Tonyan, who recorded 52 receptions for 586 yards (11.3 avg.). Tonyan totaled 11 touchdown receptions to set the single-season franchise mark for the position and tie All-Pro Travis Kelce for the league lead among tight ends.
- Outten joined the Atlanta Falcons in 2016 as an offensive intern and then as an offensive assistant in 2017 and 2018, helping to coach the offensive line.
- In addition to his time in the NFL, Outten spent eight seasons (2008-15) coaching at Westfield High School in Houston after beginning his coaching career at his alma mater, Syracuse University (2007).
- The Doylestown, Pa., native was a three-year letterwinner at Syracuse, and over his final two seasons as a player (2005-06), he appeared in all 23 games (22 starts) at center and was named team captain as a senior.

FRANK PIRAINO

DIRECTOR OF SPORTS PERFORMANCE

[Click For Complete Online Bio](#)

- Piraino joined the Titans in 2019 after serving as head strength and conditioning coach for football at Boston College, where he spent six total seasons (2013-18).
- Piraino joined head coach Steve Addazio at Boston College after spending two seasons (2011-12) as his head strength and conditioning coach at Temple and one year as the head strength and conditioning coach for football at Marshall (2010).
- He served on the strength and conditioning staff at the University of Florida for five years (2005-09), during a stretch when Florida won a pair of national championships (2006 and 2008) under head coach Urban Meyer.
- He also spent time at Notre Dame (2004), Michigan State (2003-04) and Walsh Jesuit (Cuyahoga Falls, Ohio) High School (2000-03), as well as an internship with the Cleveland Indians (2000-01).
- Piraino graduated from the University of Akron and later earned a master's degree from Michigan State.



TOM QUINN

SPECIAL TEAMS ASSISTANT

[Click For Complete Online Bio](#)

- Quinn joined the Titans in 2023 after one season on the staff at Army.
- He totaled 16 seasons (2006-21) on the staff at the New York Giants working with special teams. He first arrived in New York in 2006 as assistant special teams coach, and the following year he was elevated to special teams coordinator, a position he held for 11 years (2007-17) before spending his final four seasons with the Giants (2018-21) as assistant special teams coach.
- During his Giants tenure, he worked under four different head coaches, starting with Tom Coughlin and ending with Joe Judge, and he helped the team capture two Super Bowl titles.
- Before joining the NFL coaching ranks, he served 15 seasons in college coaching, including four seasons (2002-05) at Stanford coaching special teams. He also had stints at Davidson, James Madison, Boston University, Holy Cross and San Jose State.
- A native of Pasadena, Calif., he played linebacker at Arizona from 1986 to 1990.



TITANS 2023 ASSISTANT COACHES

TYLER ROUSE SPORTS PERFORMANCE ASSISTANT

[Click For Complete Online Bio](#)


- Rouse joined the Titans in 2022 as sports performance assistant after five seasons coaching in the collegiate ranks.
- In 2021, Rouse was on the staff at Colorado State University as assistant strength and conditioning coach. He spent the previous four seasons (2017-20) with the same title at his alma mater, Boston College.
- During a four-year playing career as a running back at Boston College, Rouse appeared in 48 games and rushed for 852 yards and 12 touchdowns on 199 attempts. A three-year starter, he added 22 receptions for 284 yards and a score and also returned 24 punts for 313 yards.
- The Baldwinsville, N.Y., native received his bachelor's degree from Boston College in 2017 and added a master's in sport administration in 2019.



LUKE STOCKER OFFENSIVE ASSISTANT

[Click For Complete Online Bio](#)

- Stocker joined the coaching staff in 2023 following 11 years in the NFL as a player.
- As a player, Stocker was signed by the Titans as a free agent during the 2017 campaign and stayed with the club through 2018, head coach Mike Vrabel's first season in Tennessee. He also returned for training camp in 2021. In 19 games with the Titans (13 starts), he totaled 16 receptions for 177 yards and two touchdowns, while serving in a key role as a blocker in the running game.
- A fourth-round pick by the Tampa Bay Buccaneers in the 2011 NFL Draft, Stocker spent six-plus seasons with the Buccaneers until joining the Titans. He later appeared in games for the Atlanta Falcons (2019-20) and Minnesota Vikings (2021). In 142 career games, he registered 91 starts and 85 receptions for 705 yards and five touchdowns. He also participated in two playoff games with the Titans in 2017.
- The Berea, Ky., native attended the University of Tennessee (2007-10), where he tied a then-school record with 52 career games played, totaling 85 receptions for 956 yards and eight touchdowns.



JOHN STREICHER DIRECTOR OF FOOTBALL ADMINISTRATION

[Click For Complete Online Bio](#)

- Streicher was promoted to director of football administration in 2023. He served as the coordinator of football development from 2020 to 2022 after beginning his tenure with the team as assistant to head coach Mike Vrabel from 2018 to 2019.
- Working closely with Vrabel, Streicher helped the Titans finish with four winning records and three postseason appearances in his first five seasons with the organization (2018-22). Vrabel finished the 2022 campaign ranked third in Titans/Oilers history among head coaches with 50 career wins, including postseason.
- Streicher joined the Titans in 2018 following two years (2016-17) as Texas State's director of football operations. There he managed the day-to-day operations of the program and oversaw recruiting under Bobcats head coach Everett Withers.
- From 2014-15, Streicher served on James Madison's football staff. He was promoted to the director of football operations and player personnel in 2015 after originally joining JMU as special assistant to the head coach.
- A native of Cincinnati, Ohio, Streicher went to James Madison after spending six seasons on the football staff at Ohio State.



MIKE SULLIVAN ASSISTANT OFFENSIVE LINE

[Click For Complete Online Bio](#)

- Sullivan joined the Titans in 2014 and has worked with the offensive line since that time.
- In 2022, Sullivan completed his ninth season with the team. The Titans used six starting offensive line combinations, while three members of the line recorded career highs in starts: Aaron Brewer (17), Dennis Daley (15) and Nicholas Petit-Frere (16). Petit-Frere became the fourth offensive lineman in the franchise's "Titans era" (1999-present) to start at least 16 games as a rookie, and center Ben Jones was named to his first Pro Bowl.
- In 2021, injuries forced the team to use seven starting offensive line combinations, including five different starters at left tackle. The offense still managed to finish fifth in rushing (141.4 rushing yards per game). Left guard Rodger Saffold III was named to his first career Pro Bowl.
- In 2020, the Titans ranked second in rushing (168.1 yards per game) and sixth in sacks allowed (25). Henry recorded the fifth-highest single-season rushing total in NFL history with an NFL-high 2,027 rushing yards.
- In 2019, the Titans finished third in the NFL in rushing offense with Henry leading the league in rushing yards (1,540). Rookie Nate Davis started 15 consecutive games (including playoffs) at right guard.
- He joined the Titans in 2014 after one season as offensive line coach for the Cleveland Browns (2013). He had two other stints with the Browns (2001-04 and 2007-08) and also spent four seasons (2009-12) as offensive line coach for the San Diego Chargers.
- He has three seasons of college experience, as offensive line coach for Western Michigan (2005-06) and as a graduate assistant for his alma mater, the University of Miami (Fla.) (2000). He began his coaching career in 1997, spending five seasons coaching in Europe.
- A native of Chicago, Ill., Sullivan played in 48 games for the Tampa Bay Buccaneers from 1992-95.



TERRELL WILLIAMS ASSISTANT HEAD COACH-DEFENSE/ DEFENSIVE LINE

[Click For Complete Online Bio](#)

- Williams was promoted to assistant head coach-defense/defensive line in 2023 after spending five seasons as defensive line coach.
- He initially joined the Titans in 2018 with 20 previous years of coaching experience, including six seasons in the NFL.
- In 2022, he helped the Titans lead the NFL in rushing defense, as the unit allowed only 76.9 opponent rushing yards per game—the second-lowest number in franchise history. Defensive tackle Jeffery Simmons was named to his second Pro Bowl after posting 7.5 sacks, while nose tackle Tear Tart recorded a career-high 16 starts. Defensive end DeMarcus Walker established career highs in several categories, including 32 tackles and seven sacks.
- In 2021, the Titans defensive line accounted for 22 total sacks, including nine sacks by Denico Autry, who tied his career high. Simmons was named to his first career Pro Bowl after setting career highs in several categories, including sacks (8.5).
- In 2020, Simmons became the first player in the franchise's "Titans era" (since 1999) to post at least three fumble recoveries, three sacks and five passes defended in the same season.
- In 2018 and 2019, Williams helped Jurrell Casey earn his fourth and fifth Pro Bowl berths.
- Williams spent three seasons coaching the defensive line with the Miami Dolphins (2015-17). During that time, Cameron Wake tallied 29 sacks, the eighth-highest total by a player, and Ndamukong Suh posted 15.5 sacks, the eighth-highest number of sacks among defensive tackles.
- Williams also spent three seasons coaching the defensive line with the Oakland Raiders (2012-14).
- Williams also spent time at Texas A&M (2010-11), Purdue (2006-09), Akron (2004-05), Youngstown State (2002-03), North Carolina A&T (1999-2001) and Fort Scott Community College (1998).
- A native of Los Angeles, Calif., Williams played collegiately at East Carolina as a nose tackle.



NISSAN STADIUM

In 2015, the Titans and Nissan North America announced the formation of a 20-year, exclusive naming-rights partnership that rebranded Nashville's downtown stadium as Nissan Stadium.



Nissan Stadium hosts all Titans home football games, Tennessee State University football games, the Music City Bowl, the CMA Music Festival, major concerts and numerous other events.

The procurement of naming rights to Nissan Stadium fit the automotive company's 'Fewer, Bigger, Better' marketing strategy, which has included ongoing sponsorships of NBC's 'The Voice,' the Heisman House college football program and a major advertising presence in this year's Super Bowl. Nissan is also now the official automotive partner of the Tennessee Titans.

Nissan's ever-growing footprint in Tennessee includes vehicle and powertrain manufacturing facilities in Smyrna and Decherd respectively, along with its North American headquarters in Franklin.


The Nissan Smyrna Plant began operations in 1983 and employs more than 8,400 people. In 2014, the Smyrna plant assembled more than 648,000 vehicles, making it the highest volume automotive assembly plant in North America. Nissan also has a major manufacturing presence in Canton, Miss., along with research and development groups in California, Arizona and Michigan. In total, the company employs more than 22,000 employees in the U.S.

One component of the Titans-Nissan partnership is assisting charitable organizations throughout Middle Tennessee in an array of community outreach programs. A centerpiece of this is the annual "Taste of Titans" charitable event, for which Nissan serves as presenting sponsor. During the course of a 20-year relationship, a total of more than \$1 million resulting from these annual events is anticipated to be distributed to local non-profit organizations.

Nissan Stadium is a city-owned venue that has housed the Titans since 1999. The naming rights agreement includes the opportunity for Nissan branding on the exterior of the stadium, as well as stadium signage and other unique displays inside the stadium. LP Building Products held the naming rights to the stadium from 2006 until the Nissan partnership was established in 2015.

Titans/Oilers all-time regular-season record by home venue:

Stadium	Seasons	W-L-T	Pct.
Jeppesen Stadium	1960-1964	25-11-0	.694
Rice Stadium	1965-1967	11-10-0	.524
Astrodome	1968-1996	113-103-2	.523
Liberty Bowl	1997	6-2-0	.750
Dudley Field (Vanderbilt Stadium)	1998	3-5-0	.375
Nissan Stadium	1999-2023	110-83-0	.570



TICKET INFORMATION

Tickets for the 2023 season at Nissan Stadium are now on sale. To find out about ticket options, fans can visit TennesseeTitans.com/tickets, email ticketssales@titans.nfl.com or call (615) 565-4200. Information on season ticket memberships, single-game tickets, flex plans, group tickets, suite sales and "Fireball Fast Passes" is available.

Titans season ticket members receive the best seat locations at the best price, flexible interest-free payment plans and playoff ticket priority. Additional benefits include access to exclusive VIP events year-round, special discounts on concession items, pre-sales to Nissan Stadium events and concerts, and a unique season ticket member gift each season.

NISSAN STADIUM RECORD WHEN ...

The Titans at Nissan Stadium (1999-present):

	Games	Record	Pct.
Regular Season	193	110-83	.570
Postseason	6	2-4	.333
Combined	199	112-87	.563

Record When ...	Reg. Season	Playoffs
September	22-17	
October	26-21	
November	25-19	
December	34-25	
January	3-1	2-4
Thursday	5-4	
Friday	0-1	
Saturday	2-2	2-2
Sunday	95-73	0-2
Monday	7-3	
Tuesday	1-0	
Against own division	44-34	0-1
Against AFC	80-64	2-4
Against NFC	30-19	
Overtime games	7-6	1-0
In primetime	14-12	
Temperature 80+	7-6	
Temperature <40	10-11	1-2
Titans score 20 points	91-34	2-0
Titans score 30 points	39-6	1-0
Titans allow <20 points	71-14	1-2
Titans allow <10 points	16-0	
Titans net 300 yards	81-50	1-3
Opponents net <300 yards	52-12	1-2
Titans commit 0 turnovers	37-12	
Titans force 2 turnovers	71-25	

WINNING AT HOME

Since the 2016 season, the Titans have been one of the NFL's most successful teams at home. From 2016 through 2022, their 36-21 record (.632) at Nissan Stadium tied for the league's 10th-best mark in that time period.

Highest winning percentage in home games (regular season) since 2016:

Team	Wins	Losses	Ties	Win Pct
1. Kansas City Chiefs	44	14	0	.759
2. Green Bay Packers	42	14	1	.746
3. Baltimore Ravens	40	18	0	.690
4. Dallas Cowboys	39	18	0	.684
5. Pittsburgh Steelers	39	18	1	.681
6. New England Patriots	39	19	0	.672
Minnesota Vikings	39	19	0	.672
8. Buffalo Bills	38	19	0	.667
9. Philadelphia Eagles	36	20	1	.640
10. New Orleans Saints	37	21	0	.638
11. Tennessee Titans	36	21	0	.632
Miami Dolphins	36	21	0	.632

TITANS/OILERS ALL-TIME RECORD

	W	L	T
Regular Season:	470	491	6
Home	268	213	2
Road	202	278	4
As Titans (1999-present)	203	184	0
As Oilers (1960-1998)	267	307	6
Postseason:	17	23	0
Home	6	7	0
Road	11	15	0
Super Bowl (XXXIV)	0	1	0
As Titans (1999-present)	8	10	0
As Oilers (1960-1998)	9	13	0

All-time playoff appearances by the Oilers/Titans: 1960, 1961, 1962, 1967, 1969, 1978, 1979, 1980, 1987, 1988, 1989, 1990, 1991, 1992, 1993, 1999, 2000, 2002, 2003, 2007, 2008, 2017, 2019, 2020, 2021

All-time division titles by the Oilers/Titans: 1960, 1961, 1962, 1967, 1991, 1993, 2000, 2002, 2008, 2020, 2021

WINNING IN THE AFC SOUTH

From 2017 through 2022, the Titans built the best division record in the AFC South. They had twice as many wins as losses in the division during that stretch, going 24-12 (.667) against the Colts, Texans and Jaguars.

Best division winning percentage in the AFC South from 2017–2022:

Team	Wins	Losses	Ties	Win %
1. Tennessee Titans	24	12	0	.667
2. Indianapolis Colts	17	18	1	.486
3. Houston Texans	17	18	1	.486
4. Jacksonville Jaguars	13	23	0	.361

SEVEN-POINT COMEBACKS UNDER VRABEL

Mike Vrabel's Titans have won seven times after trailing by at least seven points in the fourth quarter, most recently accomplishing the feat twice in 2021. Since Vrabel's tenure began in 2018, only the Green Bay Packers have had more fourth-quarter comebacks of seven or more points than the Titans.

Most victories since 2018 after trailing by seven or more points in the fourth quarter:

Team	Wins
1. Green Bay Packers	8
2. Tennessee Titans	7
Minnesota Vikings	7
4. Kansas City Chiefs	6
Tampa Bay Buccaneers	6
Pittsburgh Steelers	6
7. New Orleans Saints	5
Washington Commanders	5
Las Vegas Raiders	5
New York Jets	5
Los Angeles Chargers	5

Titans wins from 2018 to 2023 after trailing by seven or more points in the fourth quarter:

Date	Opponent	Largest 4th Quarter Deficit	Final Score
Sept. 30, 2018	Philadelphia	10-17	26-23 (OT)
Dec. 2, 2018	N.Y. Jets	13-22	26-22
Nov. 10, 2019	Kansas City	20-29	35-32
Oct. 18, 2020	Houston	29-36	42-36 (OT)
Nov. 22, 2020	at Baltimore	13-21	30-24 (OT)
Sept. 19, 2021	at Seattle	16-30	33-30 (OT)
Oct. 18, 2021	Buffalo	24-31	34-31



WINNING CLOSE GAMES

Since the beginning of the 2018 season, when **Mike Vrabel** began his tenure as Titans head coach, no NFL team has more wins than the Titans in games decided by three points or less. They won 16 games by three points or less from 2018 to 2022 and had a .640 winning percentage in such contests (16-9).

Most wins in games decided by three points or less, 2018–2023:

Team	W	L	T	Win%
1. Tennessee Titans	16	10	0	.615
2. Los Angeles Chargers	15	15	0	.500
3. New Orleans Saints	14	9	0	.609
4. Kansas City Chiefs	13	9	0	.591
Baltimore Ravens	13	11	0	.542
Pittsburgh Steelers	13	8	2	.609
Seattle Seahawks	13	9	0	.591
Las Vegas Raiders	13	11	0	.542
9. Green Bay Packers	12	6	1	.658
10. Cleveland Browns	11	10	1	.523
Houston Texans	11	9	1	.548
Minnesota Vikings	11	10	1	.523

TITANS ON LONG REST

Since **Mike Vrabel** became the head coach of the Titans in 2018, the Titans are 5-0 following their bye. That includes a Week 7 win over the Indianapolis Colts following the Titans' bye in 2022.

Additionally, the Titans are 4-1 since 2018 on Sundays following a Thursday game the previous week.

Best winning percentage from 2018 to 2023 with nine or more rest days between games (regular season):

Team	Games	Wins	Losses	Ties	Win Pct
1. Tennessee Titans	10	9	1	0	.900
Pittsburgh Steelers	10	9	1	0	.900
3. Buffalo Bills	10	8	2	0	.800
Baltimore Ravens	10	8	2	0	.800
5. New Orleans Saints	9	7	2	0	.778
6. Atlanta Falcons	11	8	3	0	.727
7. Indianapolis Colts	10	7	3	0	.700
Kansas City Chiefs	10	7	3	0	.700
New England Patriots	10	7	3	0	.700
10. Dallas Cowboys	12	8	4	0	.667

Note: Does not include season openers; nine-day rest period does not include game days

MOST PLAYERS FROM 2021-22

In each of the 2021 and 2022 seasons, the Titans led the NFL in the total number of players who played in at least one game. Over that time, the Titans had 137 different players take the field. The next-closest team was the Chicago Bears with 133 total players used.

In 2022, the Titans led the NFL with 86 players who participated in a game, including a league-high 40 players who played on defense and a league-high 74 players who played on special teams. Their 36 different offensive players ranked sixth.

During the 2021 regular season, a total of 91 players appeared in at least one game for the Titans. It was the most in NFL history outside of the 1987 strike season that included replacement players.

Most total players used in 2022:

Team	Players
1. Tennessee Titans	86
2. Arizona Cardinals	84
3. Denver Broncos	81
4. Los Angeles Rams	80
5. Chicago Bears	78
New York Giants	78
7. Baltimore Ravens	76
Detroit Lions	76
9. New Orleans Saints	75
10. Houston Texans	74

Most total players used from 2021 to 2022:

Team	Players
1. Tennessee Titans	137
2. Chicago Bears	133
3. Las Vegas Raiders	122
4. Houston Texans	120
New York Giants	120
6. New York Jets	118
7. Detroit Lions	116
New Orleans Saints	116
9. Arizona Cardinals	115
Cleveland Browns	115

Most players used in a single NFL season (does not include 1987 strike season):

Team	Season	Players
1. Tennessee Titans	2021	91
2. New York Jets	2021	87
3. Tennessee Titans	2022	86
4. Houston Texans	2021	85
Detroit Lions	2021	85
New Orleans Saints	2021	85
7. Arizona Cardinals	2022	84
San Francisco 49ers	2020	84
Miami Dolphins	2019	84
10. Washington Commanders	2021	82



LEAST PENALIZED TEAMS FROM 2018-2023

Under head coach **Mike Vrabel**, who was named to his current post in 2018, the Titans have been one of the NFL's least penalized teams.

In 2018, the Titans were called for only 82 penalties, leading the NFL and setting a team record for the lowest number in a 16-game season (since 1978, excluding strike-shortened 1982 and 1987 seasons). They received no more than four penalties in nine of their 16 games. The previous franchise record for fewest penalties in a 16-game season was 84 by the 1983 Oilers.

Fewest total penalties from 2018-2023:

Team	Penalties
1. Los Angeles Rams	444
2. Cincinnati Bengals	447
3. New England Patriots	455
4. Green Bay Packers	459
5. Indianapolis Colts	462
6. Atlanta Falcons	469
7. Minnesota Vikings	475
8. Chicago Bears	481
9. New York Giants	485
10. Tennessee Titans	487

RED ZONE SUCCESS SINCE 2019

During the past four seasons, the Titans have fielded one of the NFL's most efficient offenses in the red zone. From 2019 to 2022, they had 148 touchdowns in 212 possessions inside their opponent's 20-yard line.

During the 2019 campaign alone, they scored touchdowns on 75.6 percent (34 of 45) of their drives inside the opponent's 20-yard line to lead the league. That was the third-best figure in the NFL since 1991 and the highest since the 2013 Denver Broncos (76.1 percent).

In 2022, the Titans ranked sixth in the NFL with a red-zone efficiency of 64.3 percent. They scored 27 touchdowns on 42 drives inside the 20.

Top red zone offenses (touchdown percentage) from 2019-2023:

Team	RZ Drives	Touchdowns	TD Pct.
1. Tennessee Titans	215	148	68.8%
2. Philadelphia Eagles	222	143	64.4%
3. Green Bay Packers	237	152	64.1%
4. Minnesota Vikings	235	150	63.8%
5. Tampa Bay Buccaneers	235	149	63.4%
6. Seattle Seahawks	221	137	62.0%
7. Kansas City Chiefs	252	156	61.9%
8. Cleveland Browns	212	131	61.8%
9. New Orleans Saints	233	142	60.9%
Dallas Cowboys	233	142	60.9%

Top red zone offenses (touchdown percentage) in 2022:

Team	RZ Drives	Touchdowns	TD Pct.
1. Dallas Cowboys	56	40	71.4%
2. Kansas City Chiefs	72	50	69.4%
3. Philadelphia Eagles	59	40	67.8%
4. Detroit Lions	68	45	66.2%
5. Cincinnati Bengals	57	37	64.9%
6. Tennessee Titans	42	27	64.3%
7. New York Giants	49	31	63.3%
8. Minnesota Vikings	64	40	62.5%
9. Buffalo Bills	58	35	60.3%
10. Miami Dolphins	50	30	60.0%

GOAL-TO-GO SINCE 2019

From 2019 through 2022, the Titans were the most efficient NFL team in scoring in goal-to-go situations. Over that time period, they reached the end zone 97 times in 107 total goal-to-go possessions (90.7 percent).

In 2022, they led the NFL in the category for the fourth consecutive season, crossing the goal line 15 times in 16 opportunities for a rate of 93.8 percent.

Since 2000, the Titans own the best two single-season goal-to-go percentages in the NFL. The 2020 squad established the best mark in that period with a 94.1 percentage (32 of 34), followed by their 2022 effort.

Best goal-to-go touchdown efficiency from 2019–2023:

Team	Poss	TD	Pct
1. Tennessee Titans	107	97	90.7%
2. Seattle Seahawks	99	79	79.8%
3. Philadelphia Eagles	136	106	77.9%
4. New York Giants	85	66	77.6%
5. Tampa Bay Buccaneers	151	116	76.8%
6. Kansas City Chiefs	150	115	76.7%
7. Detroit Lions	118	90	76.3%
8. Los Angeles Rams	132	100	75.8%
9. Dallas Cowboys	115	87	75.7%
10. Green Bay Packers	131	99	75.6%

TOP RUSHING OFFENSES SINCE 2020

From 2020 through 2022, the Titans were one of the NFL's most productive rushing offenses. Their 144.5 rushing yards per game ranked fourth in the NFL behind only the Baltimore Ravens (165.4), Cleveland Browns (146.7) and Philadelphia Eagles (145.0).

In 2021, the Titans finished with the fifth-ranked rushing offense (141.4 yards per game). That followed a 2020 campaign in which they ranked second in rushing (168.1).

NFL's top-ranked rushing offenses from 2020 to 2023 (yards per game):

Team	Rush Yards Per Game
1. Baltimore Ravens	164.3
2. Cleveland Browns	147.9
3. Philadelphia Eagles	144.1
4. Tennessee Titans	143.7
5. Chicago Bears	133.4
6. San Francisco 49ers	129.5
7. Indianapolis Colts	126.8
8. Buffalo Bills	125.8
9. New England Patriots	125.2
10. Dallas Cowboys	124.1

TOUCHDOWNS SINCE 2019

Since the beginning of the 2019 season, the Titans rank near the top of the NFL in total touchdowns scored. That includes a 2020 campaign in which the team finished with 62 total touchdowns, which ranked second in the NFL and second all-time for the franchise (66 in 1961).

Most total touchdowns from 2019 to 2023:

Team	Total Touchdowns
1. Kansas City Chiefs	227
2. Dallas Cowboys	215
3. Green Bay Packers	211
4. Tampa Bay Buccaneers	210
5. San Francisco 49ers	207
6. Buffalo Bills	205
7. Minnesota Vikings	202
8. Tennessee Titans	199
Philadelphia Eagles	199
10. Seattle Seahawks	198

RUSHING DEFENSE SINCE 2021

Since the beginning of the 2021 season, the Titans have had one of the NFL's stingiest defenses against the run.

In 2022, the Titans led the NFL in rushing defense for the first time since 2003. They allowed only 1,307 total rushing yards in 17 games for a league-best average of 76.9 yards per contest.

In 2021, the Titans placed second in the NFL in rushing defense. Their opponents rushed for an average of 84.6 yards per contest. Only the Baltimore Ravens (84.5) defense allowed fewer yards on the ground.

From 2021 through 2022, the Titans allowed a total of two individual 100-yard rushers—one each season. In 2021, they did not allow a 100-yard individual rushing performance after Jacksonville's James Robinson had 149 rushing yards in Week 5 (Oct. 10). In 2022, the New York Giants' Saquon Barkley opened the campaign with 164 rushing yards against the Titans, marking the first and only 100-yard game of the season by a Titans opponent.

Top rushing defenses from 2021 to 2023 (yards per game):

Team	Opp Rush Yards	Per Game
1. Tennessee Titans	2,814	80.4
2. Baltimore Ravens	3,074	87.8
3. San Francisco 49ers	3,122	89.2
4. Tampa Bay Buccaneers	3,666	104.7
5. Buffalo Bills	3,539	107.2
6. Cincinnati Bengals	3,654	107.5
7. Los Angeles Rams	3,795	108.4
8. Washington Commanders	3,797	108.5
9. Denver Broncos	3,819	109.1
10. Miami Dolphins	3,852	110.1

Top rushing defenses in 2022 (yards per game):

Team	Opp Rush Yards	Per Game
1. Tennessee Titans	1,307	76.9
2. San Francisco 49ers	1,321	77.7
3. Baltimore Ravens	1,566	92.1
4. Miami Dolphins	1,751	103.0
5. Buffalo Bills	1,673	104.6
6. New England Patriots	1,793	105.5
7. Cincinnati Bengals	1,706	106.6
8. Kansas City Chiefs	1,823	107.2
9. Pittsburgh Steelers	1,838	108.1
10. Denver Broncos	1,866	109.8

BEST RUSHING DEFENSES IN TEAM HISTORY

Over the past two seasons, the Titans fielded two of the top rushing defenses in team history. In 2022, their average of only 76.9 opponent rushing yards per game not only led the league but also ranked second in Titans/Oilers annals. Only the 1960 inaugural Oilers squad allowed fewer rushing yards per game (73.4).

The 2021 Titans defense allowed 84.6 rushing yards per game, which now stands as the fifth-best number in Titans/Oilers history.

Top rushing defenses in franchise history (opponent rushing yards per game):

Season	Games	Att	Yards	Avg	TD	Rushing Yards Allowed/Game
1. 1960	14	438	1,027	2.34	6	73.4
2. 2022	17	390	1,307	3.35	9	76.9
3. 1993	16	369	1,273	3.45	9	79.6
4. 2003	16	342	1,295	3.79	10	80.9
5. 2021	17	368	1,438	3.91	14	84.6
6. 1996	16	397	1,385	3.49	5	86.6
7. 2000	16	387	1,390	3.59	7	86.9
8. 2016	16	356	1,413	3.97	10	88.3
9. 2017	16	398	1,420	3.57	5	88.8
10. 2002	16	372	1,424	3.83	7	89.0

The Titans kept 14 opponents under 100 rushing yards as a team in each of the 2021 and 2022 seasons—tying for the most in franchise history. Prior to 2021, when the schedule was changed to a 17-game format, the franchise high for games in a season in which the Titans/Oilers held opponents under the 100-yard rushing mark was 12 games in 1996, 2002 and 2003.

Most Titans/Oilers games in a season without allowing 100 opponent rushing yards:

Season	Games
1. 2022	14
2021	14
3. 1996	12
2002	12
2003	12
6. (five tied)	11

THIRD-DOWN DEFENSE SINCE 2021

The Titans have fielded one of the NFL's best third-down defenses since the start of the 2021 season.

The Titans placed third in third-down defense in 2022. Opponents converted 77 of 225 attempts for a rate of 34.2 percent. Only the Washington Commanders (31.9) and Denver Broncos (34.1) were better.

They concluded 2021 ranked sixth on third down, allowing opponents to convert on 77 of their 210 chances for a rate of 36.7 percent. Over the final month of the 2021 campaign (Weeks 15-18), the Titans ranked third in the NFL by allowing opponents to convert only 28.6 percent on third down (12 of 42).

Top third-down defenses from 2021 to 2023:

Team	Opponents Third-Down...		
	Att	Conv	Pct
1. Buffalo Bills	422	144	34.1%
2. Baltimore Ravens	428	150	35.0%
3. Tennessee Titans	451	161	35.7%
Dallas Cowboys	470	168	35.7%
5. Minnesota Vikings	446	166	37.2%
6. Tampa Bay Buccaneers	476	180	37.8%
New York Giants	444	168	37.8%
8. New England Patriots	465	178	38.3%
9. Pittsburgh Steelers	461	177	38.4%
10. Cleveland Browns	449	173	38.5%

Top third-down defenses in 2022:

Team	Opponents Third-Down...		
	Att	Conv	Pct
1. Washington Commanders	210	67	31.9%
2. Denver Broncos	220	75	34.1%
3. Tennessee Titans	225	77	34.2%
4. Baltimore Ravens	209	73	34.9%
5. New York Giants	205	72	35.1%
6. Tampa Bay Buccaneers	236	87	36.9%
7. Buffalo Bills	208	78	37.5%
8. Green Bay Packers	194	73	37.6%
9. Dallas Cowboys	231	87	37.7%
10. Indianapolis Colts	224	85	37.9%

KEY NUMBERS

6

Offensive starters in Week 1 who were added to the roster during the 2023 offseason: tight end **Trevon Wesco**, left tackle **Andre Dillard**, left guard **Peter Skoronski**, right guard **Daniel Brunskill**, right tackle **Chris Hubbard** and wide receiver **DeAndre Hopkins**.

18.5

Team-leading sacks by **Denico Autry** from 2021 to 2023. His eight sacks in 2022 also led the squad.

22.0

Career sacks by defensive tackle **Jeffery Simmons**, including 7.5 sacks in 2022.

24

New players on the Titans' 53-man roster since the conclusion of the 2022 campaign (roster as of Sept. 10).

25

Seasons the franchise has played as the Tennessee Titans, including 2023, since changing the team name and opening Nissan Stadium in 1999.

27

Interceptions from 2017 to 2023 by Titans safety **Kevin Byard**, who ranks first among safeties and second in the NFL in that time period behind **Xavien Howard** (28).

50

Total wins, including playoffs, by Titans head coach **Mike Vrabel**, who is in his sixth season with the franchise. He passed **Jack Pardee** (44-35) for the third-highest win total in franchise history.

53.1

Gross punting average in 2022 by Titans rookie **Ryan Stonehouse**, who led the NFL in the category and broke **Sammy Baugh's** 82-year-old NFL record (51.4) for gross punting average in a season.

81

Total career touchdowns by **Derrick Henry**, who broke **Eddie George's** previous franchise record (74) in Week 8 of 2022.

99.2

Passer rating by **Ryan Tannehill** since he stepped into the Titans' starting lineup in Week 7 of the 2019 season. Among active quarterbacks, he owns the seventh-best mark in the NFL in that time period.

450


Receiving yards by rookie tight end **Chig Okonkwo**, who led all rookie tight ends in 2022 and broke **Ben Troupe's** franchise record (329) for receiving yards by a rookie tight end.

860

NFL-leading number of receptions by **DeAndre Hopkins** since 2013. Since then he also leads the league in receptions for first downs (597), ranks second in receiving yards (11,363) and ranks fourth in receiving touchdowns (71).

8,398

Career rushing yards by **Derrick Henry**, who passed **Chris Johnson** (7,965) in 2022 for third place on the franchise's all-time rushing list behind **Eddie George** (10,009) and **Earl Campbell** (8,574). No NFL player had more rushing yards than Henry from 2016 through 2022.



TITANS QUARTERBACKS

No.	Name	Ht	Wt	Exp	College
8	Levis, Will	6-4	229	R	Kentucky
17	Tannehill, Ryan	6-4	217	12	Texas A&M
7	Willis, Malik	6-1	219	2	Liberty

#17 • QB RYAN TANNEHILL

6-4, 207, 12th Year (5th with Titans), Texas A&M
[Click for complete bio](#)



Quarterback **Ryan Tannehill** is in his 12th NFL season and his fifth campaign with the Titans in 2023.

During his first four seasons in Tennessee, Tannehill built a 36-19 record as a starting quarterback and led the team to the postseason three times (2019 to 2021), becoming the franchise's first starting quarterback since **Warren Moon** (1987 to 1993) to direct his team to the playoffs in at least three consecutive seasons. After appearing in the AFC championship game as a wild card team in 2019, the Titans won consecutive division titles in 2020 and 2021, a first for the franchise since the Oilers took the first three AFL Eastern Division titles from 1960 to 1962.

Tannehill's 36 wins as a starting quarterback at the end of the 2022 season ranked fifth in franchise history and were more than any other player in team annals in his first four years with the club. His win total trailed only that of **Steve McNair** (76), **Moon** (70), **Dan Pastorini** (53) and **George Blanda** (44).

At the conclusion of 2022, Tannehill ranked among the franchise career leaders in several categories: first in passer rating (100.5), first in completion percentage (66.9), sixth in passing yards (12,831), fifth in passing touchdowns (89), sixth in passing attempts (1,623) and sixth in completions (1,085).

Since the week of Tannehill's first start in a Titans uniform (Oct. 20, 2019) through the conclusion of 2022, Tannehill's 100.7 passer rating ranked fourth in the NFL behind only **Aaron Rodgers** (106.0), **Patrick Mahomes** (103.3) and **Jimmy Garoppolo** (100.8).

Tannehill started every game from Week 7 of the 2019 campaign through the sixth game of 2022. His 49 consecutive starts in the regular season broke McNair's record (2001-03) for the most in franchise history by a starting quarterback.

In 2021, he placed third on the franchise's single-season passing charts in attempts (531), completions (357) and completion percentage (67.2), and he ranked fourth with 3,734 passing yards. He became the only quarterback other than Moon (1989–1991) to record multiple seasons with at least 3,500 passing yards with the franchise. Additionally, he rushed for 270 yards, and his seven rushing touchdowns ranked second among NFL signal callers behind **Jalen Hurts'** 10. Tannehill was the first quarterback in franchise annals with at least seven rushing touchdowns in back-to-back



seasons.

After receiving a multi-year contract extension during the 2020 offseason, Tannehill responded with 16 starts for the first time since 2015 and produced one of the best seasons of any quarterback in franchise history. A Titans team captain for the first time, his statistics finished in the top five of several of the organization's single-season record lists, including 40 total touchdowns (first), a 106.5 passer rating (second), 3,819 passing yards (third), 33 touchdown passes (tied for second), 65.5 completion percentage (fourth) and 7.9 yards per attempt (tied for fifth). Tannehill became the fourth player in NFL history with a passer rating of at least 106.0 in consecutive seasons, joining **Drew Brees** (2018-20), **Russell Wilson** (2018-19) and **Rodgers** (2011-12).

Also in 2020, Tannehill and Buffalo's **Josh Allen** became the fourth and fifth quarterbacks in NFL history with at least 3,800 passing yards, 33 passing touchdowns and seven rushing touchdowns in the same season. Only **Cam Newton** (2015), **Daunte Culpepper** (2000) and **Steve Young** (1994) had done so previously.

In 2019, Tannehill set single-season franchise records and led the NFL with a 117.5 passer rating and a passing average of 9.6 yards per attempt. His passer rating was the fourth-highest figure in NFL history among qualifiers. Additionally, he set a club record and placed third in the NFL with a 70.3 completion percentage.

Tannehill was named AFC Offensive Player of the Month for December 2019 and was named to his first career Pro Bowl. He also won the Associated Press Comeback Player of the Year Award.

Originally a first-round selection (eighth overall) by the Miami Dolphins in the 2012 NFL Draft, Tannehill was acquired by the Titans in a trade with the Dolphins on March 15, 2019. The Titans sent a 2019 seventh-round pick and a 2020 fourth-round selection to Miami in exchange for Tannehill and a 2019 sixth-rounder.

Over his seven seasons in Miami, he started 88 games, threw for 20,434 yards and 123 touchdowns, and rushed for 1,210 yards and six scores. When he left Miami, he ranked second in franchise history behind **Chad Pennington** in both career completion percentage (62.8) and career passer rating (87.0). He authored 13 game-winning drives for the Dolphins.

From 2012 through 2015, Tannehill's passing yardage total—15,460 yards—was the third highest mark in NFL history for a player's first four seasons, behind only **Peyton Manning** and **Dan Marino**. Tannehill's two 4,000-yard passing seasons (2015 and 2014) were the only ones recorded by a Dolphins quarterback other than Marino (six times). The Dolphins reached the playoffs in 2016, breaking an eight-year postseason drought.

A native of Big Spring, Texas, Tannehill attended Texas A&M, where he earned honorable mention All-America honors as a senior. He played both quarterback and wide receiver, passing for 5,450 yards and 42 touchdowns and adding 112 receptions for 1,596 yards and 10 scores.

2023 Game Notes:

➤ **At New Orleans (9/10)**, completed 16 of 34 passes for 198 yards with three interceptions and added three rushing attempts for five yards. In the second quarter, he completed a screen pass to Derrick Henry for a 46-yard gain.

A NEW START

Since **Ryan Tannehill's** first start with the Titans, which took place Oct. 20, 2019 against the Los Angeles Chargers, he has been one of the NFL's passing leaders in several categories. From that week through the 2022 season, his 100.7 passer rating ranked fourth in the NFL behind only **Aaron Rodgers** (106.0), **Patrick Mahomes** (103.3) and **Jimmy Garoppolo** (100.8).

Highest passer rating among active players since Ryan Tannehill became the Titans starter in Week 7 of 2019 (minimum 14 attempts per team game):

Player	Att	Cmp	Pct	Yds	TD	Int	Rating
1. Aaron Rodgers	1,949	1,304	66.9%	14,521	129	23	106.0
2. Patrick Mahomes	2,187	1,454	66.5%	16,982	130	36	102.8
3. Jimmy Garoppolo	1,245	849	68.2%	10,358	65	30	100.9
4. Kirk Cousins	2,053	1,377	67.1%	15,606	116	38	100.8
5. Deshaun Watson	1,037	690	66.5%	8,287	55	22	99.7
6. Joe Burrow	1,561	1,058	67.8%	11,856	82	31	99.4
7. Ryan Tannehill	1,641	1,088	66.3%	12,885	89	35	99.2
8. Matthew Stafford	1,588	1,054	66.4%	12,503	87	38	98.5
9. Dak Prescott	1,621	1,076	66.4%	12,326	88	34	98.4
10. Lamar Jackson	1,312	846	64.5%	9,670	84	31	98.0

Tannehill's Career Regular Season Statistics (2012-18 with Miami):

Year	Passing															Rushing				
	G	S	Att	Cmp	Pct	Yds	Yd/Att	TD	TD%	Int	Int%	Lg	Sack	Lost	Rate	Att	Yds	Avg	Lg	TD
2012	16	16	484	282	58.3	3,294	6.8	12	2.5	13	2.7	80	35	234	76.1	49	211	4.3	31	2
2013	16	16	588	355	60.4	3,913	6.7	24	4.1	17	2.9	67	58	399	81.7	40	238	6.0	48	1
2014	16	16	590	392	66.4	4,045	6.9	27	4.6	12	2.0	50	46	337	92.8	56	311	5.6	40	1
2015	16	16	586	363	61.9	4,208	7.2	24	4.1	12	2.0	54	45	420	88.7	32	141	4.4	28	1
2016	13	13	389	261	67.1	2,995	7.7	19	4.9	12	3.1	74	29	216	93.5	39	164	4.2	18	1
2017	0	0																		
2018	11	11	274	176	64.2	1,979	7.2	17	6.2	9	3.3	75	35	279	92.7	32	145	4.5	20	0
2019	12	10	286	201	70.3	2,742	9.6	22	7.7	6	2.1	91	31	212	117.5	43	185	4.3	25	4
2020	16	16	481	315	65.5	3,819	7.9	33	6.9	7	1.5	75	24	173	106.5	43	266	6.2	45	7
2021	17	17	531	357	67.2	3,734	7.0	21	4.0	14	2.6	57t	47	327	89.6	55	270	4.9	28	7
2022	12	12	325	212	65.2	2,536	7.8	13	4.0	6	1.8	69	33	238	94.6	34	98	2.9	17	2
2023	1	1	34	16	47.1	198	5.8	0	0.0	3	8.8	46	3	17	28.8	3	5	1.7	2	0
Totals	146	144	4,568	2,930	64.1	33,463	7.3	212	4.6	111	2.4	91t	386	2,852	91.4	426	2,034	4.8	48	26

Tannehill's Career Postseason Statistics:

Year	Passing															Rushing				
	G	S	Att	Cmp	Pct	Yds	Yd/Att	TD	TD%	Int	Int%	Lg	Sack	Lost	Rate	Att	Yds	Avg	Lg	TD
2016	0	0	0	0	-	0	-	0	-	0	-	-	0	0	-	0	0	-	-	0
2019	3	3	60	36	60.0	369	6.2	5	8.3	1	1.7	45	5	40	98.5	13	35	2.7	9	1
2020	1	1	26	18	69.2	165	6.3	1	3.8	1	3.8	35	1	7	83.0	2	6	3.0	4	0
2021	1	1	24	15	62.5	220	9.2	1	4.2	3	12.5	41	1	7	66.7	3	12	4.0	8	0
Totals	5	5	110	69	62.7	754	6.9	7	6.4	5	4.5	45t	7	54	85.2	18	53	2.9	9	1

Tannehill's Regular Season Single-Game Highs:

- Attempts** - 58 at N.Y. Jets (11/29/15)
- Completions** - 35 (Twice, last vs. Houston, 11/21/21)
- Passing Yards** - 431 at Arizona (9/30/12)
- Touchdown Passes** - 4 (Five times, last at Houston, 1/9/22)
- Long Completion** - 91t at Oakland (12/8/19)
- Completion Percentage** - 81.5 at Green Bay (11/17/22)
- Passer Rating** - 155.3 vs. Oakland (9/23/18)
- Rushing Attempts** - 8 (Twice, last at N.Y. Jets, 9/16/18)
- Rushing Yards** - 56 (Twice, last vs. Indianapolis, 9/26/21)
- Long Rush** - 48 at Pittsburgh (12/8/13)
- Rushing Touchdowns** - 2 (Three times, last at Houston, 1/3/21)

Tannehill's Playoff Single-Game Highs:

- Attempts** - 31 at Kansas City (1/19/20)
- Completions** - 21 at Kansas City (1/19/20)
- Passing Yards** - 220 vs. Cincinnati (1/22/22)
- Touchdown Passes** - 2 (Twice, last at Kansas City, 1/19/20)
- Long Completion** - 45t at Baltimore (1/11/20)
- Completion Percentage** - 69.2 vs. Baltimore (1/10/21)
- Passer Rating** - 108.1 at Kansas City (1/19/20)
- Rushing Attempts** - 6 at Baltimore (1/11/20)
- Rushing Yards** - 13 at Baltimore (1/11/20)
- Long Rush** - 9 at Baltimore (1/11/20)
- Rushing Touchdowns** - 1 at Baltimore (1/11/20)

ALL-TIME FRANCHISE PASSING LEADERS

Ryan Tannehill now ranks among the Titans/Oilers career passing leaders in several categories. He owns the franchise's top passer rating and top completion percentage among all qualifiers (minimum 1,500 attempts).

Franchise career passer rating leaders (min. 1,500 attempts):

Player	Years	Passer Rating
1. Ryan Tannehill	2019-2023	99.1
2. Marcus Mariota	2015-2019	89.6
3. Steve McNair	1995-2005	83.3
4. Warren Moon	1984-1993	80.4
5. George Blanda	1960-1966	62.5
6. Dan Pastorini	1971-1979	61.0

Franchise career completion percentage leaders (min. 1,500 attempts):

Player	Years	Completion %
1. Ryan Tannehill	2019-2023	66.4
2. Marcus Mariota	2015-2019	62.9
3. Steve McNair	1995-2005	59.5
4. Warren Moon	1984-1993	57.9
5. Dan Pastorini	1971-1979	51.5
6. George Blanda	1960-1966	48.4

Franchise career passing yardage leaders:

Player	Years	Passing Yards
1. Warren Moon	1984-1993	33,685
2. Steve McNair	1995-2005	27,141
3. George Blanda	1960-1966	19,149
4. Dan Pastorini	1971-1979	16,846
5. Marcus Mariota	2015-2019	13,207
6. Ryan Tannehill	2019-2023	13,029

Franchise career passing touchdown leaders:

Player	Years	Passing TDs
1. Warren Moon	1984-1993	196
2. George Blanda	1960-1966	165
3. Steve McNair	1995-2005	156
4. Dan Pastorini	1971-1979	96
5. Ryan Tannehill	2019-2023	89
6. Marcus Mariota	2015-2019	76

Franchise career completion leaders:

Player	Years	Completions
1. Warren Moon	1984-1993	2,632
2. Steve McNair	1995-2005	2,305
3. Dan Pastorini	1971-1979	1,426
4. Marcus Mariota	2015-2019	1,110
5. Ryan Tannehill	2019-2023	1,101
6. Vince Young	2006-2010	689

QB WINNING PERCENTAGE SINCE 2019

Since the time he took over as the starting quarterback for the Titans in Week 7 of the 2019 season, **Ryan Tannehill** built one of the NFL's best records. From 2019 through 2022, his .655 winning percentage ranked eighth in the NFL among all signal callers with at least 25 starts during that time.

Highest winning percentage by starting quarterbacks from 2019 to 2023 (minimum 25 starts):

Quarterback	Starts	W	L	T	Win Pct.
1. Patrick Mahomes	64	51	13	0	.797
2. Lamar Jackson	55	40	15	0	.727
3. Josh Allen	65	47	18	0	.723
Aaron Rodgers	65	47	18	0	.723
5. Jimmy Garoppolo	48	33	15	0	.688
6. Jalen Hurts	35	24	11	0	.686
7. Tom Brady	66	44	22	0	.667
8. Ryan Tannehill	56	36	20	0	.643
9. Ben Roethlisberger	33	21	12	0	.636
10. Tua Tagovailoa	35	22	13	0	.629

QB WINS, FIRST FOUR SEASONS

In 2022, Titans quarterback **Ryan Tannehill** improved to 36-19 as a starter since he was traded from the Dolphins to the Titans in 2019.

Tannehill is off to arguably the best beginning to any quarterback's tenure in franchise history. He has more regular season wins—36—than any other starting signal caller in franchise history over the player's first four years with the club, surpassing **George Blanda**, who won 34 regular season starts for the Oilers from 1960 to 1963.

Tannehill moved past **Vince Young** (30 wins) for fifth place on the team's all-time wins list for starting quarterbacks. He trails only **Steve McNair** (76), **Warren Moon** (70), **Dan Pastorini** (53) and Blanda (44).

Most wins by a starting quarterback in his first four regular seasons with the Titans/Oilers franchise:

Quarterback	Years 1-4	Wins in ...				Total
		Year 1	Year 2	Year 3	Year 4	
1. Ryan Tannehill	2019-2022	7	11	12	6	36
2. George Blanda	1960-1963	8	9	11	6	34
3. Marcus Mariota	2015-2018	3	8	9	7	27
4. Vince Young	2006-2009	8	9	1	8	26
5. Steve McNair	1995-1998	2	2	8	8	20
Warren Moon	1984-1987	3	4	5	7	19



RYAN TANNEHILL'S STARTING RECORD WHEN ...

Record When Tannehill	Regular Season			Playoff
	2023	2019-23	Career	Career
Starts at quarterback	0-1	36-20	78-66	2-3
Starts vs. division opponents	0-0	15-4	28-23	0-0
Passes for 300 or more yards	0-0	6-3	12-13	0-0
Completes 1 or more TD passes	0-0	31-15	68-46	2-3
Completes 2 or more TD passes	0-0	22-7	49-19	1-1
Completes 3 or more TD passes	0-0	9-2	20-5	0-0
Starts and passes for no INTs	0-0	24-7	49-22	1-1
Completes 70.0% of his passes	0-0	19-1	38-6	0-0
Has a passer rating of 80.0+	0-0	33-12	70-32	1-1
Has a passer rating of 90.0+	0-0	31-9	63-17	1-1
Has a passer rating of 100.0+	0-0	24-4	42-8	1-1
Sacked 0 times	0-0	4-0	7-3	0-0
Rushes for 1 or more TDs	0-0	11-6	13-10	1-0
Rushes for 2 or more TDs	0-0	3-0	3-0	0-0
Rushes and Passes for 1 TD	0-0	9-4	10-5	1-0

RUSHING EFFICIENCY AMONG QBs

Titans quarterback **Ryan Tannehill's** ability to rush efficiently has reaped benefits since he arrived in Tennessee. From 2019 through 2022, he had 81 first downs on 128 total non-kneel-down rushing attempts, and in that time period, his 63.3 percent conversion rate was the best in the league among signal callers with 50 such attempts.

Tannehill also ranked fourth among NFL quarterbacks from 2019 through 2022 with 20 rushing touchdowns. Only **Josh Allen** (30), **Jalen Hurts** (26) and **Kyler Murray** (23) had more.

Highest percentage of rushing attempts for first downs by quarterbacks from 2019 to 2023 (kneel-downs excluded; minimum 50 non-kneel-down attempts):

Quarterback	Rush Att	Yards	TD	First Down	First Down Pct.
1. Ryan Tannehill	131	870	20	81	61.8%
2. Tom Brady	54	166	9	33	61.1%
3. Jacoby Brissett	120	578	10	66	55.0%
4. Jimmy Garoppolo	86	224	6	44	51.2%
5. Justin Herbert	137	740	9	69	50.4%
6. Kirk Cousins	90	486	5	44	48.9%
7. Josh Allen	393	2525	30	189	48.1%
8. Patrick Mahomes	188	1363	10	89	47.3%
Jameis Winston	74	457	2	35	47.3%
10. Joe Burrow	119	550	10	55	46.2%

Most rushing touchdowns by quarterbacks from 2019 to 2023:

Quarterback	Rush TD
1. Josh Allen	30
2. Jalen Hurts	26
3. Kyler Murray	23
4. Ryan Tannehill	20
5. Lamar Jackson	19
6. Cam Newton	17
7. Daniel Jones	12
8. Deshaun Watson	12
Daniel Jones	12
10. Sam Darnold	11

2020 NFL PASSING LEADERS

Ryan Tannehill finished among the 2020 NFL passing leaders in several categories.

Highest passer rating in 2020 (qualifiers only):

Player	Team	Passer Rating
1. Aaron Rodgers	Green Bay Packers	121.5
2. Deshaun Watson	Houston Texans	112.4
3. Patrick Mahomes	Kansas City Chiefs	108.2
4. Josh Allen	Buffalo Bills	107.2
5. Ryan Tannehill	Tennessee Titans	106.5
6. Drew Brees	New Orleans Saints	106.4
7. Russell Wilson	Seattle Seahawks	105.1
8. Kirk Cousins	Minnesota Vikings	105.0
9. Tom Brady	Tampa Bay Buccaneers	102.2
10. Derek Carr	Las Vegas Raiders	101.4

Most touchdown passes in 2020:

Player	Team	TD Passes
1. Aaron Rodgers	Green Bay Packers	48
2. Russell Wilson	Seattle Seahawks	40
Tom Brady	Tampa Bay Buccaneers	40
4. Patrick Mahomes	Kansas City Chiefs	38
5. Josh Allen	Buffalo Bills	37
6. Kirk Cousins	Minnesota Vikings	35
7. Ryan Tannehill	Tennessee Titans	33
Deshaun Watson	Houston Texans	33
Ben Roethlisberger	Pittsburgh Steelers	33
10. Justin Herbert	Los Angeles Chargers	31

Highest passing average in 2020 (yards per attempt):

Player	Team	Yards/Att
1. Deshaun Watson	Houston Texans	8.9
2. Kirk Cousins	Minnesota Vikings	8.3
3. Aaron Rodgers	Green Bay Packers	8.2
4. Patrick Mahomes	Kansas City Chiefs	8.1
5. Josh Allen	Buffalo Bills	7.9
Ryan Tannehill	Tennessee Titans	7.9
Derek Carr	Las Vegas Raiders	7.9
8. Ryan Fitzpatrick	Miami Dolphins	7.8
9. Matthew Stafford	Detroit Lions	7.7
Philip Rivers	Indianapolis Colts	7.7

Highest touchdown-to-interception ratio in 2020:

Player	Team	TDs per INT
1. Aaron Rodgers	Green Bay Packers	9.60
2. Patrick Mahomes	Kansas City Chiefs	6.33
3. Ryan Tannehill	Tennessee Titans	4.71
Deshaun Watson	Houston Texans	4.71
5. Drew Brees	New Orleans Saints	4.00
6. Josh Allen	Buffalo Bills	3.70
7. Tom Brady	Tampa Bay Buccaneers	3.33
8. Ben Roethlisberger	Pittsburgh Steelers	3.30
9. Baker Mayfield	Cleveland Browns	3.25
10. Gardner Minshew	Jacksonville Jaguars	3.20



SINGLE-SEASON FRANCHISE RECORDS

Ryan Tannehill has enjoyed one of the finest three-year statistical runs of any quarterback in Titans/Oilers franchise history. His performances have ranked among the franchise greats in several passing categories, including his 3,734 passing yards in 2021 (fourth in franchise history) and 67.2 completion percentage (third).

In 2019, Tannehill's passer rating of 117.5 ranked first in the NFL and was one of three major single-season passing records he set for the franchise. He also established new benchmarks for completion percentage (70.3) and passing average (9.6).

Single-season passing yardage leaders, franchise history:

Player	Season	Pass Yards
1. Warren Moon	1991	4,690
2. Warren Moon	1990	4,689
3. Ryan Tannehill	2020	3,819
4. Ryan Tannehill	2021	3,734
5. Warren Moon	1989	3,631

Single-season touchdown pass leaders, franchise history:

Player	Season	TD Passes
1. George Blanda	1961	36
2. Ryan Tannehill	2020	33
Warren Moon	1990	33
4. George Blanda	1962	27
5. Marcus Mariota	2016	26

Single-season passer rating leaders, franchise history:

Player	Season	Rating
1. Ryan Tannehill	2019	117.5
2. Ryan Tannehill	2020	106.5
3. Steve McNair	2003	100.4
4. Warren Moon	1990	96.8
5. Marcus Mariota	2016	95.6

Single-season completion percentage leaders, franchise history:

Player	Season	Comp Pct
1. Ryan Tannehill	2019	70.3
2. Marcus Mariota	2018	68.9
3. Ryan Tannehill	2021	67.2
4. Cody Carlson	1992	65.6
5. Ryan Tannehill	2020	65.5

Single-season passing average leaders (yards per attempt), franchise history:

Player	Season	Yards/Att
1. Ryan Tannehill	2019	9.6
2. George Blanda	1961	9.2
3. Steve McNair	2003	8.0
Warren Moon	1990	8.0
5. Ryan Tannehill	2020	7.9
Warren Moon	1988	7.9

Single-season combined passing and rushing touchdown leaders, franchise history:

Player	Season	Pass + Rush TD
1. Ryan Tannehill	2020	40
2. George Blanda	1961	36
3. Warren Moon	1990	35
4. Ryan Tannehill	2021	28
Steve McNair	2003	28
Marcus Mariota	2016	28
George Blanda	1960	28

TANNEHILL'S CAREER 300-YARD PASSING GAMES

Date	Opp	W/L	Att	Cmp	Pct	Yds	TD	Int	Rtg
9/30/12	at Arizona	L	41	26	63.4	431	1	2	86.5
12/21/14	Minnesota	W	47	35	74.5	396	4	1	118.7
12/8/19	at Oakland	W	27	21	77.8	391	3	1	140.4
12/6/20	Cleveland	L	45	29	64.4	389	3	1	104.8
9/18/16	at New England	L	45	32	71.1	387	2	2	93.5
10/18/20	Houston	W	41	30	73.2	366	4	1	122.6
9/20/15	at Jacksonville	L	44	30	68.2	359	2	0	108.0
11/29/15	at N.Y. Jets	L	58	33	56.9	351	3	1	84.8
1/3/16	New England	W	38	25	65.8	350	2	0	112.8
9/19/21	at Seattle	W	40	27	67.5	347	0	0	94.5
12/14/14	at New England	L	47	29	61.7	346	1	2	73.5
11/17/22	at Green Bay	W	27	22	81.5	333	2	1	127.3
11/3/19	at Carolina	L	39	27	69.2	331	1	2	82.3
12/1/13	at N.Y. Jets	W	43	28	65.1	331	2	1	94.2
12/27/15	Indianapolis	L	38	26	68.4	329	0	1	84.2
11/21/21	Houston	L	52	35	67.3	323	1	4	58.4
9/27/20	at Minnesota	W	37	23	62.2	321	0	1	78.8
9/25/16	Cleveland	W	39	25	64.1	319	3	2	93.9
9/15/13	at Indianapolis	W	34	23	67.6	319	1	0	107.4
10/20/19	L.A. Chargers	W	29	23	79.3	312	2	1	120.1
12/15/13	New England	W	37	25	67.6	312	3	0	120.6
11/24/13	Carolina	L	42	28	66.7	310	1	1	86.4
11/8/15	at Buffalo	L	35	26	74.3	307	0	0	100.5
10/6/13	Baltimore	L	40	21	52.5	307	1	0	86.1
10/29/15	at New England	L	44	28	63.6	300	0	2	64.6

TEAM SINGLE-GAME PASSER RATING

On Dec. 20, 2020, **Ryan Tannehill** recorded a 145.8 passer rating against the Detroit Lions. It qualified as the seventh best single-game passer rating in franchise history (minimum 20 attempts) and was Tannehill's second-highest passer rating in a qualifying game (155.3 vs. Oakland on Sept. 23, 2018).

On Sept. 20, 2020, Tannehill posted a 145.7 passer rating against the Jacksonville Jaguars that at the time ranked seventh in team history.

Highest single-game passer ratings in franchise history (min. 20 attempts):

Player	Opp	Date	Att	Cmp	Yds	TD	Int	Rtg
1. Chris Chandler	at Cin	9/24/95	26	23	352	4	0	158.3
2. Marcus Mariota	GB	11/13/16	26	19	295	4	0	149.8
3. Marcus Mariota	Jax	10/27/16	22	18	270	2	0	148.1
4. Marcus Mariota	at Hou	11/26/18	23	22	303	2	0	147.7
5. Steve McNair	Hou	10/12/03	27	18	421	3	0	146.8
6. Warren Moon	at Cle	11/18/90	32	24	322	5	0	146.1
7. Ryan Tannehill	Det	12/20/20	27	21	273	3	0	145.8
8. Ryan Tannehill	Jax	9/20/20	24	18	239	4	0	145.7
9. Warren Moon	Buf	11/26/90	22	16	300	2	0	145.1
10. Chris Chandler	Den	11/26/95	26	18	280	3	0	143.1



LEADING VETERAN QBS ON NEW TEAMS

In 2019, **Ryan Tannehill** set a new standard for veteran quarterbacks in their first year with a new team. Tannehill, who was acquired in a trade after seven years with the Miami Dolphins, had a passer rating of 117.5. No quarterback has ever finished with a passer rating that high in his first season with a new team after playing at least one year with another team.

Brett Favre held the distinction until 2019. In 2009, Favre's 107.2 passer rating with the Minnesota Vikings became the best figure in league annals by a veteran in his first campaign with a new club.

Highest passer rating in a veteran's first season with a new team (through 2019):

Player	Season	New Team	Former Team	Rating
1. Ryan Tannehill	2019	Tennessee	Miami	117.5
2. Brett Favre	2009	Minnesota	N.Y. Jets	107.2
3. Peyton Manning	2012	Denver	Indianapolis	105.8
4. Vinny Testaverde	1998	N.Y. Jets	Baltimore	101.6
5. Kirk Cousins	2018	Minnesota	Washington	99.7
6. Tyrod Taylor	2015	Buffalo	Baltimore	99.4
7. Sam Bradford	2016	Minnesota	Philadelphia	99.3
8. Len Dawson	1962	Dallas Texans	Cleveland	98.3
Case Keenum	2017	Minnesota	L.A. Rams	98.3
10. Brian Griese	2004	Tampa Bay	Miami	97.5

SINGLE-SEASON NFL LEADERS

Ryan Tannehill established the fourth-highest single-season passer rating in NFL history in 2019. His 117.5 passer rating is surpassed in league annals by only **Aaron Rodgers'** 122.5 passer rating in 2011, **Peyton Manning's** 121.1 in 2004 and **Nick Foles'** 119.2 in 2013.

Meanwhile, his 9.6-yard passing average tied for eighth in NFL annals.

NFL all-time single-season passer rating leaders (through 2019):

Player	Team	Season	Rating
1. Aaron Rodgers	Green Bay Packers	2011	122.5
2. Peyton Manning	Indianapolis Colts	2004	121.1
3. Nick Foles	Philadelphia Eagles	2013	119.2
4. Ryan Tannehill	Tennessee Titans	2019	117.5
5. Tom Brady	New England Patriots	2007	117.2
6. Matt Ryan	Atlanta Falcons	2016	117.1
7. Drew Brees	New Orleans Saints	2019	116.3
8. Drew Brees	New Orleans Saints	2018	115.7
9. Peyton Manning	Denver Broncos	2013	115.1
10. Patrick Mahomes	Kansas City Chiefs	2018	113.8

NFL all-time single-season passing average leaders (through 2019):

Player	Team	Season	Yds/Att
1. Sid Luckman	Chicago Bears	1943	10.9
2. Otto Graham	Cleveland Browns	1953	10.6
3. Otto Graham	Cleveland Browns	1947	10.2
4. Norm Van Brocklin	Los Angeles Rams	1954	10.1
5. Ed Brown	Chicago Bears	1956	9.9
Kurt Warner	St. Louis Rams	2000	9.9
7. Otto Graham	Cleveland Browns	1949	9.8
8. Chris Chandler	Atlanta Falcons	1998	9.6
Ryan Fitzpatrick	Tampa Bay Buccaneers	2018	9.6
Ryan Tannehill	Tennessee Titans	2019	9.6

2019 NFL PASSING LEADERS

Ryan Tannehill led the NFL in 2019 with a 117.5 passer rating and a 9.6-yard passing average. He also placed third in completion percentage (70.3) and second in touchdown percentage (7.7).

Tannehill became the organization's only quarterback other than **Steve McNair** in 2003 to lead the NFL in passer rating. New Orleans' **Drew Brees** finished in second place behind Tannehill with a 116.3 passer rating.

Highest passer rating in 2019 (qualifiers only):

Player	Team	Passer Rating
1. Ryan Tannehill	Tennessee Titans	117.5
2. Drew Brees	New Orleans Saints	116.3
3. Lamar Jackson	Baltimore Ravens	113.3
4. Kirk Cousins	Minnesota Vikings	107.4
5. Russell Wilson	Seattle Seahawks	106.3
6. Matthew Stafford	Detroit Lions	106.0
7. Patrick Mahomes	Kansas City Chiefs	105.3
8. Jimmy Garoppolo	San Francisco 49ers	102.0
9. Derek Carr	Oakland Raiders	100.8
10. Dak Prescott	Dallas Cowboys	99.7

Highest completion percentage in 2019 (qualifiers only):

Player	Team	Comp. Pct.
1. Drew Brees	New Orleans Saints	74.3
2. Derek Carr	Oakland Raiders	70.4
3. Ryan Tannehill	Tennessee Titans	70.3
4. Kirk Cousins	Minnesota Vikings	69.1
Jimmy Garoppolo	San Francisco 49ers	69.1
6. Deshaun Watson	Houston Texans	67.3
7. Matt Ryan	Atlanta Falcons	66.2
8. Russell Wilson	Seattle Seahawks	66.1
Lamar Jackson	Baltimore Ravens	66.1
10. Philip Rivers	Los Angeles Chargers	66.0

Highest passing average in 2019 (yards per attempt; qualifiers only):

Player	Team	Yards/Att.
1. Ryan Tannehill	Tennessee Titans	9.6
2. Matthew Stafford	Detroit Lions	8.6
3. Jimmy Garoppolo	San Francisco 49ers	8.4
4. Patrick Mahomes	Kansas City Chiefs	8.3
5. Dak Prescott	Dallas Cowboys	8.2
Jameis Winston	Tampa Bay Buccaneers	8.2
7. Kirk Cousins	Minnesota Vikings	8.1
8. Russell Wilson	Seattle Seahawks	8.0
9. Derek Carr	Oakland Raiders	7.9
Drew Brees	New Orleans Saints	7.9

Highest touchdown percentage in 2019 (qualifiers only):

Player	Team	TD Pct.
1. Lamar Jackson	Baltimore Ravens	9.0
2. Ryan Tannehill	Tennessee Titans	7.7
3. Drew Brees	New Orleans Saints	7.1
4. Matthew Stafford	Detroit Lions	6.5
5. Russell Wilson	Seattle Seahawks	6.0
6. Kirk Cousins	Minnesota Vikings	5.9
7. Jimmy Garoppolo	San Francisco 49ers	5.7
8. Patrick Mahomes	Kansas City Chiefs	5.4
9. Jameis Winston	Tampa Bay Buccaneers	5.3
Deshaun Watson	Houston Texans	5.3

GAMES WITH A 130 PASSER RATING

During the 2019 campaign, **Ryan Tannehill** produced a streak of four consecutive games with a passer rating greater than 130. The run included a 133.9 passer rating against the Kansas City Chiefs (Nov. 10), a 155.8 against the Jacksonville Jaguars (Nov. 24), a 131.2 at the Indianapolis Colts (Dec. 1) and a 140.4 at the Oakland Raiders (Dec. 8).

In franchise history, no quarterback prior to Tannehill had ever produced four consecutive starts with a passer rating of 130 or better (minimum 10 attempts per game). **Marcus Mariota** (2016) was the most recent of six Titans/Oilers signal callers to do so for three games before Tannehill.

Most consecutive games in a single season with a 130 passer rating, franchise history (minimum 10 attempts each game):

Player	Dates	Games
1. Ryan Tannehill	Nov. 10–Dec. 8, 2019	4
2. Marcus Mariota	Nov. 13–Nov. 27, 2016	3
Ryan Fitzpatrick	Nov. 10–Nov. 24, 2013	3
Steve McNair	Dec. 2–Dec. 16, 2001	3
Warren Moon	Oct. 22–Nov. 5, 1989	3
Dan Pastorini	Nov. 11–Nov. 22, 1979	3
George Blanda	Dec. 3–Dec. 17, 1961	3

Tannehill joined **Russell Wilson** (2015) and **John Hadl** (1973) as the only players in NFL history to register four consecutive games with a minimum of 10 pass attempts and a passer rating of at least 130.

Most consecutive games in a single season with a 130 passer rating, NFL history (through 2019; minimum 10 attempts each game):

Player	Team	Dates	Games
1. Ryan Tannehill	Tennessee	Nov. 10–Dec. 8, 2019	4
Russell Wilson	Seattle	Nov. 22–Dec. 13, 2015	4
John Hadl	L.A. Rams	Sept. 16–Oct. 7, 1973	4
4. (several tied)			3

Tannehill registered a total of six single-game passer ratings of 130 or greater in only 10 starts during the 2019 regular season. He tied Wilson with the most such performances in 2019 and also tied for the most by any NFL starting quarterback in any season since 1960. Green Bay's **Aaron Rodgers** (2011) and Dallas' **Tony Romo** (2014) are the only other quarterbacks to accomplish the feat.

In franchise history, former Oilers quarterback **Chris Chandler** previously had the most season games with a 130-plus passer rating, with four in 1995.

Most starts by a quarterback with a passer rating of 130.0 or greater, 1960–2019:

Player	Season	Team	Games
1. Ryan Tannehill	2019	Tennessee Titans	6
Russell Wilson	2019	Seattle Seahawks	6
Tony Romo	2014	Dallas Cowboys	6
Aaron Rodgers	2011	Green Bay Packers	6
5. (seven tied)			5

MOST TD PASSES IN A POSTSEASON

During the 2019 playoffs, **Ryan Tannehill** completed at least one touchdown pass in all three of the team's games and totaled five touchdown passes. Tannehill tied **Warren Moon's** 1991 franchise record for the most touchdown passes in a single postseason.

Most touchdown passes in a single postseason, franchise history:

Player	Season	TD Passes
1. Ryan Tannehill	2019	5
Warren Moon	1991	5
3. Marcus Mariota	2017	4
Warren Moon	1992	4
Dan Pastorini	1978	4
6. Steve McNair	2002	3
George Blanda	1960	3

RYAN TANNEHILL'S GAME-WINNING DRIVES

In his NFL career, quarterback **Ryan Tannehill** has led 26 game-winning drives in the fourth quarter or overtime, including the regular season and postseason. That includes 13 total games with the Titans from 2019 to 2021.

Per the Elias Sports Bureau, a game-winning drive is defined as when a quarterback's team scores on an offensive possession to put the team ahead (whether tied or from behind) for good in the fourth quarter or overtime.

Ryan Tannehill's game-winning drives:

Date/Opp.	Largest 4th Qtr Deficit/Tie	Score, Start of Drive	Drive Start	Tannehill's Drive Stats (Att-Cmp-Yds, TD, Rushing)	Drive Totals	Drive End	Game-Winning Scoring Play	Final Score
Dolphins Career:								
11/25/12 at Sea	14-21	21-21	1:32	4-3-51, 0 TD, 1 rush for 15 yds	7-65-1:32	0:00	D. Carpenter 43-yard FG	24-21
9/22/13 vs. Atl	20-23	20-23	4:46	12-9-69, 1 TD, 0 rushes	13-75-4:08	0:38	Tannehill 1-yard pass to D. Sims	27-23
12/8/13 at Pit	24-28	24-28	4:31	3-3-25, 1 TD, 0 rushes	4-80-1:38	2:53	Tannehill 12-yard pass to C. Clay	34-28
12/15/13 vs. NE	17-20	17-20	4:07	8-6-66, 1 TD, 0 rushes	9-60-2:52	1:15	Tannehill 14-yard pass to M. Thigpen	24-20
12/1/14 at NYJ	6-13	13-13	5:42	5-4-43, 0 TD, 0 rushes	9-57-3:45	1:57	C. Sturgis 26-yard FG	16-13
11/15/15 at Phi	13-16	13-16	3:09 (3rd Q)	3-3-62, 1 TD, 0 rushes	7-87-3:14	14:55	Tannehill 4-yard pass to J. Landry	20-19
1/3/16 vs. NE	10-10	10-10	9:50	4-4-77, 1 TD, 0 rushes	6-82-2:52	6:58	Tannehill 2-yard pass to J. Cameron	20-10
9/25/16 vs. Cle	24-24	24-24	9:39 (OT)	1-1-32, 0 TD, 0 rushes	3-44-1:13	8:26	J. Ajayi 11-yard run	30-24
10/23/16 vs. Buf	14-17	14-17	7:45	1-1-18, 0 TD, 0 rushes	6-64-3:49	3:56	D. Williams 12-yard run	28-25
11/20/16 at LAR	0-10	7-10	2:11	5-5-53, 1 TD, 0 rushes	7-75-1:35	0:36	Tannehill 9-yard pass to D. Parker	14-10
9/23/18 vs. Oak	14-17	14-17	8:06	0-0-0, 0 TD, 1 rush for 18 yds	2-70-0:48	7:18	A. Wilson end around 52-yard pass to J. Grant	28-20
12/2/18 vs. Buf	14-17	14-17	12:00	3-3-25, 1 TD, 0 rushes	6-75-3:18	8:42	Tannehill 13-yard pass to K. Stills	21-17
12/9/18 vs. NE	28-33	28-33	0:07	1-1-69, 1 TD, 0 rushes	1-69-0:07	0:00	K. Drake 69-yard pass play by R. Tannehill	34-33
Titans Career:								
10/20/19 vs. LAC	10-10	10-10	5:20 (3rd Q)	8-6-76, 1 TD, 1 rush for 2 yds	14-85-7:09	13:11	Tannehill 5-yard pass to T. Sharpe	23-20
10/27/19 vs. TB	20-23	20-23	13:49	11-9-85, 1 TD, 0 rushes	12-90-6:54	6:55	Tannehill 8-yard pass to A. Brown	27-23
11/10/19 vs. KC	20-29	27-32	1:21	3-2-43, 1 TD, 1 rush for 18 yds	4-61-0:58	14:37	Tannehill 23-yard pass to A. Humphries	35-32
9/14/20 at Den	13-14	13-14	3:05	7-5-40, 0 TD, 0 rushes	12-83-2:48	0:17	Gostkowski 25-yard FG	16-14
9/20/20 vs. Jax	30-30	30-30	3:29	4-2-10, 0 TD, 0 rushes	8-29-1:53	1:36	Gostkowski 49-yard FG	33-30
9/27/20 at Min	25-30	28-30	3:42	5-4-34, 0 TD, 0 rushes	9-44-1:58	1:44	Gostkowski 55-yard FG	31-30
10/18/20 vs. Hou	29-36	36-36	10:00 (OT)	2-2-55, 0 TD, 0 rushes	6-82-3:30	6:30	Henry 5-yard run	42-36
11/22/20 at Bal	13-21	24-24	7:58 (OT)	3-3-36, 0 TD, 0 rushes	6-73-2:37	5:21	Henry 29-yard run	30-24
1/3/21 at Hou	31-35	38-38	0:18	1-1-52, 0 TD, 0 rushes	3-56-0:18	0:00	Sloman 37-yard FG	41-38
9/19/21 at Sea	16-30	30-30	7:19 (OT)	0-0-0, 0 TD, 0 rushes	5-21-2:34	4:45	Bullock 36-yard FG	33-30
10/18/21 vs. Buf	24-31	27-31	8:01	5-5-58, 0 TD, 0 rushes	8-70-4:56	3:05	Henry 13-yard run	34-31
10/31/21 at Ind	21-24	31-31	5:48 (OT)	1-2-13, 0 TD, 0 rushes	4-5-1:45	4:03	Bullock 44-yard FG	34-31
12/23/21 vs. SF	17-17	17-17	2:16	2-2-10, 0 TD, 2 rushes for 22 yds	8-49-2:16	0:04	Bullock 44-yard FG	20-17

GAME-WINNING DRIVES FROM 2019-2021

From the time **Ryan Tannehill** joined the Titans in 2019 through the end of the 2021 regular season, he directed 13 total game-winning drives. Only Raiders quarterback **Derek Carr** (14) has more in that time period.

In 2021, Tannehill was credited with four game-winning drives: at Seattle (Sept. 19), against Buffalo (Oct. 18), at Indianapolis (Oct. 31) and against San Francisco (Dec. 23).

Per the Elias Sports Bureau, a game-winning drive is defined as when a quarterback's team scores on an offensive possession to put the team ahead (whether tied or from behind) for good in the fourth quarter or overtime.

Quarterbacks with the most game-winning drives from 2019 to 2021 (regular season):

Player	GW Drives
1. Derek Carr	14
2. Ryan Tannehill	13
3. Ben Roethlisberger	11
4. Tom Brady	9
Matthew Stafford	9
Russell Wilson	9
7. Josh Allen	8
Kirk Cousins	8
Justin Herbert	8
10. (five tied)	7

BAUGH, MONTANA & TANNEHILL

During the 2019 season, Titans quarterback **Ryan Tannehill** accomplished a statistical feat only reached previously by a pair of Pro Football Hall of Fame quarterbacks.

Tannehill's season statistics included a 70.3 completion percentage and an average of 9.6 yards per passing attempt.

In the history of the NFL, only two previous qualifying passers have enjoyed a season in which they completed at least 70.0 percent of their passes and averaged at least 9.0 yards per attempt: **Sammy Baugh** and **Joe Montana**.

Montana led the San Francisco 49ers to a Super Bowl XXIV title and won the NFL MVP award following a 1989 season in which he completed 70.2 percent of his passes (271 of 386) and averaged 9.1 yards per attempt (3,521 yards).

Baugh directed the Washington Redskins to the NFL Championship game in 1945, while completing 70.3 percent of his passes (128 of 182) and averaging 9.2 yards per attempt (1,669 yards).

Players in NFL history (through 2019) with a completion rate of at least 70.0 percent and a passing average of at least 9.0 yards per attempt (qualifiers only):

Player	Team	Year	Comp %	Yards/Att
Ryan Tannehill	Tennessee	2019	70.3	9.6
Joe Montana	San Francisco	1989	70.2	9.1
Sammy Baugh	Washington	1945	70.3	9.2

MORE TITANS QUARTERBACKS

8 - QB WILL LEVIS

6-4, 229, Rookie, Kentucky

➤ Will Levis was selected by the Titans in the second round (33rd overall) of the 2023 NFL Draft. He was the fourth quarterback chosen in the draft after the Titans traded up in the second round to select him.

➤ He spent two seasons at the University of Kentucky after transferring from Penn State. In four combined college seasons, he appeared in 39 games with 26 starts. He completed 479 of his 738 passes (64.9 percent) for 5,876 yards with 46 touchdowns and 25 interceptions. He also rushed for 742 yards and 17 touchdowns.

➤ At Kentucky, Levis went 17-7 as a starter, tying Terry Wilson for the second-most quarterback wins since 1993. The two-time team captain completed 418 of 636 passes for 5,233 yards with 43 passing touchdowns and 11 rushing scores for the Wildcats. His six 300-yard passing games were the fourth-most in school history.

➤ As a senior in 2022, he started 11 games at quarterback and connected on 185 of 283 passes for 2,406 yards with 19 passing scores, while ranking fourth in the SEC in pass efficiency (151.9). He finished fifth in the SEC with 19 passing scores.

➤ As a junior in 2021, he transferred from Penn State to Kentucky and started in all 13 games, helping to lead UK to 10 wins for the fourth time in school history. He totaled 3,203 yards total offense, becoming the seventh player in school history to reach 3,000 yards of total offense in a season. He was 233-of-353 passing for 2,826 yards and 24 touchdowns, and he also registered 107 rushes for 376 yards and a team-high tying nine rushing touchdowns.

➤ He is a native of Madison, Conn.



7 - QB MALIK WILLIS

6-1, 219, 2nd Year, Liberty

➤ Malik Willis was selected by the Titans in the third round (86th overall) of the 2022 NFL Draft.

➤ In 2022, he appeared in eight games with three starts as a rookie. He completed 31 of 61 passes for 276 yards with three interceptions and also rushed for 123 yards and a touchdown.

➤ He was the third quarterback drafted in 2022 after the Titans traded up four spots in the third round to select him.

➤ Willis spent three total years at Liberty, including a 2019 redshirt campaign, after transferring from Auburn. In four total seasons, he registered 38 games played with 23 starts, completing 388 of 618 passes for 5,186 yards and 48 touchdowns with 18 interceptions. He also rushed for 2,131 yards and 29 touchdowns on 366 career rushing attempts.

➤ During his two seasons as Liberty's starting signal caller, he directed the Flames to a 17-6 record in 23 starts, including two bowl victories. During those two seasons he led the FBS with 74 total passing (47) and rushing (27) touchdowns.

➤ In his final season at Liberty in 2021, Willis led the Flames to an 8-5 record and a bowl win. He completed 207 of 339 passes for 2,857 yards and 27 touchdowns to go along with 197 rushing attempts for 878 yards and 13 touchdowns.

➤ Willis was named the 2021 Bobby Bowden Trophy winner. The award is presented annually to "a college football player who epitomizes a student-athlete of faith and conducts himself as an exemplary model in the classroom, on the field, on the campus and in the community."

➤ As a junior in 2020, he started all 10 games in which he played in his first season as Liberty's quarterback after sitting out 2019 due to transfer rules. He won each of his first seven career starts and completed 170 of 265 passes for 2,260 yards, 20 touchdowns and six interceptions during the season. He added 141 rushing attempts for 944 yards and 14 touchdowns, leading all FBS quarterbacks in rushing yards and touchdowns.

➤ He is a native of Atlanta, Ga.



TITANS RUNNING BACKS


No.	Name	Ht	Wt	Exp	College
36	Chestnut, Julius	5-11	228	2	Sacred Heart
25	Haskins, Hassan *	6-2	228	2	Michigan
22	Henry, Derrick	6-3	247	8	Alabama
32	Spears, Tyjae	5-11	195	R	Tulane

* Commissioner's exempt list

#22 • RB DERRICK HENRY

6-3, 247, 8th Year, Alabama

[Click for complete bio](#)



Running back **Derrick Henry** is in his eighth NFL season in 2023. He was selected by the Titans with the 45th overall pick in the second round of the 2016 NFL Draft.

From the time he entered the NFL in 2016 through 2022, Henry rushed for 8,335 yards and 78 yards on 1,750 attempts. No NFL player rushed for more yards or touchdowns than he did during that timespan.

Henry's 78 career rushing touchdowns and 81 total touchdowns (three receiving) at the conclusion of the 2022 campaign were the most in franchise history. He also finished the season third in career rushing yards behind only **Eddie George** (10,009) and **Earl Campbell** (8,574).

Henry tallied 34 100-yard rushing games from 2016 to 2022 (regular season), which ranks fourth in team annals behind Campbell (39), George (36) and **Chris Johnson** (35). Additionally, Henry has authored three career postseason performances with 100-plus rushing yards. Henry's six career 200-yard rushing games are tied with **O.J. Simpson** and **Adrian Peterson** for the most in NFL history, and his six career games with at least 200 rushing yards and at least two rushing touchdowns are the most.

Henry was named to his third Pro Bowl in 2022 after finishing the season with 1,538 yards and 13 touchdowns on 349 rushing attempts (4.4 avg.). He finished second in the NFL in rushing yards behind Las Vegas Raiders tailback **Josh Jacobs** (1,653). His yardage total was the third-best of his career and ranked sixth in franchise history. With a career-high 398 receiving yards, his 1,936 scrimmage yards ranked fifth in franchise history and was the second-best number of his career (2,141 in 2020). His nine 100-yard rushing games ranked fifth in franchise history.

In 2021, Henry's season was affected by a foot injury that caused him to be placed on injured reserve for the final nine games of the regular season. Prior to the injury, he was leading the NFL with 937 rushing yards and 10 rushing touchdowns, numbers that still ranked ninth and tied for sixth, respectively, at the conclusion of the regular season. He returned to start in the team's divisional playoff contest and rushed for 62 yards and one score.

Henry was honored in 2021 with his first career nomination for the NFL's Walter Payton Man of the Year Award.

In 2020, Henry was named the Associated Press NFL Offensive Player of the Year after an historic campaign in which he totaled 378 rushing attempts for 2,027 yards and 17 touchdowns. His rushing yardage total established a new franchise record and led the NFL. As the eighth player in NFL annals to hit the 2,000-yard mark, his 2,027 yards finished fifth on the all-time single-season rushing charts. He was recognized with his second consecutive Pro Bowl, named first-team Associated Press All-Pro, and won the FedEx Ground Player of the Year Award for the second consecutive year.

Henry was a first-time team captain in 2020. He started all 16 regular season games for the first time and became the first player since Tomlinson (2006-07) to lead the NFL in rushing yards in consecutive years. He was the first player in more than 50 years to lead the league in rushing yards, attempts and rushing touchdowns in consecutive seasons and the fifth player ever to do so. The most recent prior to him was Cleveland's **Leroy Kelly** from 1967 to 1968.

Henry's 17 rushing touchdowns in 2020 set a career high and finished

as the second-best total in franchise history behind Campbell's 19 rushing touchdowns in 1979.

In 2019, Henry was named to his first Pro Bowl and added second-team Associated Press All-Pro honors after leading the NFL in rushing. In 15 games, he totaled 1,540 yards on 303 carries (5.1 avg.), joining **Billy Cannon** (AFL, 1961), Campbell (1978-80) and Johnson (2009) as the only running backs in franchise history to lead their respective leagues in rushing. At the time, Henry's single-season total ranked fourth in franchise annals behind Johnson's 2009 total (2,006) and Campbell's 1979 (1,697) and 1980 (1,934) performances.

With 16 rushing touchdowns in 2019, Henry tied for the NFL lead (**Aaron Jones**). Adding his two receiving touchdowns, his 18 total touchdowns were third in the NFL and tied for second in franchise annals (19 by Campbell in 1979; 18 by **Bill Groman** in 1961).

Henry's performance late in the 2019 season was instrumental in the team's run to the AFC championship game. Over the final six games of the regular season plus three playoff appearances, Henry registered seven 100-yard games. During a three-game stretch (Dec. 29 at Houston, Jan. 4 at New England and Jan. 11 at Baltimore), he became the first player in NFL history to rush for at least 180 yards in three consecutive regular season and/or postseason games.

Henry authored his first career 1,000-yard season in 2018 and the 28th 1,000-yard rushing season in franchise history, totaling 1,059 yards and 12 touchdowns on 215 carries—all then-career highs.

His 2018 rushing yardage ranked second in the AFC to **Joe Mixon's** 1,168 yards, and he finished seventh in the NFL. Henry's 12 rushing touchdowns tied **James Connor** for third place in the NFL behind **Todd Gurley** (17) and **Alvin Kamara** (14).

Henry was named AFC Offensive Player of the Month for December 2018. His 625 rushing yards in the month were the most by any NFL player in any month during the season.

Against the Jacksonville Jaguars on Dec. 6, 2018, Henry recorded one of the greatest single games in franchise history in front of a national primetime television audience. He broke Johnson's single-game franchise record (228) with 238 rushing yards, including a 99-yard touchdown run—one of his four touchdowns in the contest. He joined **Tony Dorsett** as the only two players in NFL history to rush for a 99-yard score.

In 2017, Henry shared time in the Titans backfield with **DeMarco Murray**. Henry led the team with 744 rushing yards on 176 carries, and he added 11 receptions for 136 yards and a touchdown. His five rushing touchdowns tied for second on the club.

As a rookie in 2016, Henry played in 15 games with one start, splitting reps in the backfield with Murray. He carried the ball 110 times for 490 yards and five touchdowns and added 137 yards on 13 receptions. Henry became the third rookie for the franchise in the "Titans era" to score at least five touchdowns in a season, joining **Vince Young** (seven rushing touchdowns in 2006) and Johnson (nine rushing and one receiving in 2008).

The Heisman Trophy winner played three seasons (2013–2015) at the University of Alabama, where he set numerous school and SEC records while helping his team win a National Championship in 2015. He played in 39 games and totaled 602 carries for 3,591 yards and 42 rushing touchdowns and added 285 yards on 17 career receptions with three receiving scores. During Alabama's victory over Clemson in the 2016 College Football Playoff National Championship, he broke **Shaun Alexander's** record for most career rushing yards in Alabama history.

In his final collegiate season, Henry rushed for an Alabama and

Southeastern Conference record 2,219 yards, which led the nation and ranked fifth in FBS history. He recorded 100-yard rushing games 10 times and had four 200-yard games during the season. His 28 rushing touchdowns were a national best and an SEC record, snapping **Tim Tebow** and **Tre Mason's** old mark of 23. In addition to the Heisman, he also won the Doak Walker Award, Walter Camp Award and Maxwell Award, among a multitude of other honors.

Henry is a native of Yulee, Fla.

2023 Game Notes:

➤ **At New Orleans (9/10)**, led the team with 119 scrimmage yards, including 63 rushing yards on 15 carries and 56 receiving yards on a pair of catches. He registered his 43rd career game with at least 100 scrimmage yards. His 18-yard run in the first quarter helped set up a Titans field goal. In the second quarter, he took a screen pass 46 yards to record the fifth-longest reception of his career.

Henry's Career Regular Season Statistics:

Year	GP	GS	Att	Yds	Avg	Lg	TD	Rec	Yds	Avg	Lg	TD
2016	15	2	110	490	4.5	22	5	13	137	10.5	29	0
2017	16	2	176	744	4.2	75t	5	11	136	12.4	66t	1
2018	16	12	215	1,059	4.9	99t	12	15	99	6.6	21	0
2019	15	15	303	1,540	5.1	74t	16	18	206	11.4	75t	2
2020	16	16	378	2,027	5.4	94t	17	19	114	6.0	53	0
2021	8	8	219	937	4.3	76t	10	18	154	8.6	16	0
2022	16	16	349	1,538	4.4	56	13	33	398	12.1	69	0
2023	1	1	15	63	4.2	18	0	2	56	28.0	46	0
Totals	103	72	1,765	8,398	4.8	99t	78	129	1,300	10.1	75t	3

Henry's Career Postseason Statistics:

Year	GP	GS	Att	Yds	Avg	Lg	TD	Rec	Yds	Avg	Lg	TD
2017	2	2	35	184	5.3	35t	1	5	56	11.2	29	0
2019	3	3	83	446	5.4	66	2	5	21	4.2	22	0
2020	1	1	18	40	2.2	8	0	3	11	3.7	7	0
2021	1	1	20	62	3.1	9	1	0	0	-	-	0
Totals	7	7	156	732	4.7	66	4	13	88	6.8	29	0

Henry's Regular Season Single-Game Highs:

- Rushing Attempts** - 35 at Seattle (9/19/21)
- Rushing Yards** - 250 at Houston (1/3/21)
- Long Rush** - 99t vs. Jacksonville (12/6/18)
- Rushing Touchdowns** - 4 vs. Jacksonville (12/6/18)
- Receptions** - 6 at Seattle (9/19/21)
- Receiving Yards** - 79 vs. Cincinnati (11/27/22)
- Long Reception** - 75t at Cleveland (9/8/19)
- Receiving Touchdowns** - 1 (Three times, last at Carolina, 11/3/19)

Henry's Playoff Single-Game Highs:

- Rushing Attempts** - 34 at New England (1/4/20)
- Rushing Yards** - 195 at Baltimore (1/11/20)
- Long Rush** - 66 at Baltimore (1/11/20)
- Rushing Touchdowns** - 1 (Four times, last vs. Cincinnati, 1/22/22)
- Receptions** - 3 (Twice, last vs. Baltimore, 1/10/21)
- Receiving Yards** - 35 at Kansas City (1/6/18)
- Long Reception** - 29 at Kansas City (1/6/18)
- Receiving Touchdowns** - (none)

2022 RUSHING LEADERS

Titans running back **Derrick Henry** ranked second in the NFL in rushing in 2022 with 1,538 yards. He trailed only Raiders running back **Josh Jacobs** (1,653).

NFL rushing yardage leaders in 2022:

Player	Team	Rushing Yards
1. Josh Jacobs	Las Vegas Raiders	1,653
2. Derrick Henry	Tennessee Titans	1,538
3. Nick Chubb	Cleveland Browns	1,525
4. Saquon Barkley	New York Giants	1,312
5. Miles Sanders	Philadelphia Eagles	1,269
6. Dalvin Cook	Minnesota Vikings	1,173
7. Justin Fields	Chicago Bears	1,143
8. Christian McCaffrey	San Francisco 49ers	1,139
9. Travis Etienne	Jacksonville Jaguars	1,125
10. Aaron Jones	Green Bay Packers	1,121



GAME PREVIEW

TEAM NOTES

PLAYER NOTES

MEDIA

STATISTICS

ROSTERS

FRANCHISE ALL-TIME LEADERS

On Dec. 11, 2022, Titans running back **Derrick Henry** passed **Chris Johnson** (7,965 career rushing yards) for third place on the franchise's all-time rushing list. Henry trails only **Eddie George** (10,009) and **Earl Campbell** (8,574) on the list.

Franchise all-time rushing leaders:

Player	Seasons	Rushing Yards
1. Eddie George	1996–2003	10,009
2. Earl Campbell	1978–1984	8,574
3. Derrick Henry	2016–2023	8,398
4. Chris Johnson	2008–2013	7,965
5. Lorenzo White	1988–1994	4,079
6. Hoyle Granger	1966–1970, 1972	3,514
7. Steve McNair (QB)	1995–2005	3,439
8. Mike Rozier	1985–1990	3,426
9. Charles Tolar	1960–1966	3,277
10. Ronnie Coleman	1974–1981	2,769

On Nov. 6, 2022, Henry moved into first place in franchise history for career rushing touchdowns. With his 74th rushing touchdown, he passed Campbell (73 career rushing touchdowns) for the franchise lead.

Most career rushing touchdowns in franchise history:

Player	Seasons	Rushing TDs
1. Derrick Henry	2016–2023	78
2. Earl Campbell	1978–1984	73
3. Eddie George	1996–2003	64
4. Chris Johnson	2008–2013	50
5. Steve McNair	1995–2005	36
6. Lorenzo White	1988–1994	29
7. Mike Rozier	1985–1990	27
8. LenDale White	2006–2009	24
9. (three tied)		21

On Oct. 30, 2022, Henry scored two touchdowns at Houston to establish the franchise's all-time career touchdown record. His 75th career touchdown broke George's mark of 74 (64 rushing, 10 receiving), followed Campbell (73 rushing) with 73.

Most total touchdowns in franchise history:

Player	Seasons	Rush TDs	Rec TDs	Ret TDs	Total TDs
1. Derrick Henry	2016–2023	78	3	0	81
2. Eddie George	1996–2003	64	10	0	74
3. Earl Campbell	1978–1984	73	0	0	73
4. Chris Johnson	2008–2013	50	8	0	58
5. Charlie Hennigan	1960–1966	0	51	0	51
6. Ken Burrough	1971–1981	1	47	0	48
Ernest Givins	1986–1994	1	46	1	48
8. Drew Hill	1985–1991	0	47	0	47
Haywood Jeffires	1987–1995	0	47	0	47
10. Derrick Mason	1997–2004	0	37	3	40

On Dec. 18, 2022, Henry surpassed Campbell (9,292 scrimmage yards) for third place on the franchise's all-time scrimmage yards list. Only George (12,153) and Johnson (9,968) have more than Henry.

Most career scrimmage yards in franchise history:

Player	Seasons	Rushing Yards	Receiving Yards	Scrimmage Yards
1. Eddie George	1996–2003	10,009	2,144	12,153
2. Chris Johnson	2008–2013	7,965	2,003	9,968
3. Derrick Henry	2016–2023	8,398	1,300	9,698
4. Earl Campbell	1978–1984	8,574	718	9,292
5. Ernest Givins	1986–1994	345	7,935	8,280
6. Drew Hill	1985–1991	1	7,477	7,478
7. Ken Burrough	1971–1981	59	6,906	6,965
8. Charlie Hennigan	1960–1966	0	6,823	6,823
9. Haywood Jeffires	1987–1995	0	6,119	6,119
10. Derrick Mason	1997–2004	2	6,114	6,116

NFL LEADERS SINCE HENRY'S ROOKIE YEAR

Since he entered the NFL as a second-round draft pick in 2016, **Derrick Henry** leads the NFL in rushing yards. Henry has accomplished the feat despite not being the Titans' regular starter until 2018.

NFL rushing yards leaders since 2016:

Player	Rushing Yards
1. Derrick Henry	8,398
2. Ezekiel Elliott	8,291
3. Nick Chubb	6,447
4. Dalvin Cook	5,993
5. Melvin Gordon	5,821
6. Joe Mixon	5,434
7. Aaron Jones	5,325
8. Alvin Kamara	5,135
9. Todd Gurley	4,976
10. Mark Ingram	4,916

Henry leads the NFL in rushing touchdowns since entering the league. From 2016 to 2022, his 78 rushing touchdowns were 10 more than the next-closest rusher on the list, **Ezekiel Elliott** (68).

NFL rushing touchdown leaders since 2016:

Player	Rushing TDs
1. Derrick Henry	78
2. Ezekiel Elliott	68
3. Todd Gurley	57
4. Melvin Gordon	55
5. Alvin Kamara	49
6. Nick Chubb	48
7. Latavius Murray	47
Dalvin Cook	47
9. Aaron Jones	44
James Conner	44

1,000 SCRIMMAGE YARDS/10 RUSHING TDs

In 2022, Titans running back **Derrick Henry** became the organization's third player to reach the 1,000-yard scrimmage mark in five consecutive seasons, joining **Eddie George** (eight consecutive seasons) and **Chris Johnson** (six). Henry's 2022 statistics included 1,538 rushing yards and 398 receiving yards for a total of 1,936 scrimmage yards.

With 13 rushing touchdowns in 2022, Henry recorded his fifth consecutive campaign with at least 10 rushing touchdowns. In NFL history, only Henry, **LaDainian Tomlinson** (nine consecutive seasons), **Adrian Peterson** (seven), **Shaun Alexander** (five) and **Michael Turner** (five) have done so.

Furthermore, Henry joined Tomlinson (eight), Peterson (seven) and Alexander (five) as the NFL's only players to reach both the 1,000-yard scrimmage mark and 10 rushing touchdowns in five consecutive seasons.

Players who have accumulated at least 1,000 scrimmage yards and 10 rushing touchdowns for five consecutive seasons:

Player	Team	Seasons	Total
1. LaDainian Tomlinson	San Diego Chargers	2001–2008	8
2. Adrian Peterson	Minnesota Vikings	2007–2013	7
3. Derrick Henry	Tennessee Titans	2018–2022	5
Shaun Alexander	Seattle Seahawks	2001–2005	5

1,000 RUSH YARDS/12 TOUCHDOWNS

From 2018 to 2022, **Derrick Henry** reached the 1,000-yard and 12-touchdown rushing marks in four out of five seasons, including rushing for 1,538 yards and 13 scores in 2022. He became the eighth player in NFL history to tally four or more seasons in which he rushed for at least 1,000 rushing yards and 12 touchdowns. He joined **Emmitt Smith** (six), **LaDainian Tomlinson** (six), **Shaun Alexander** (five), **Adrian Peterson** (four), **Eric Dickerson** (four), **Earl Campbell** (four) and **Jim Brown** (four).

Most seasons in NFL history with 1,000 rushing yards and 12 rushing touchdowns:

Player	Seasons
1. LaDainian Tomlinson	6
Emmitt Smith	6
3. Shaun Alexander	5
4. Derrick Henry	4
Adrian Peterson	4
Eric Dickerson	4
Earl Campbell	4
Jim Brown	4

From 2018 to 2020, Henry accomplished the feat in three consecutive seasons. He became the first NFL player since Tomlinson (2002-07) and the ninth player in NFL history to record at least three consecutive seasons in which he rushed for at least 1,000 yards and 12 touchdowns. His streak was broken in 2021 with 937 yards and 10 rushing touchdowns when he was placed on injured reserve after eight games.

Players in NFL history with 1,000 rushing yards and 12 rushing touchdowns in three consecutive seasons:

Player	Team	Seasons	Total
Derrick Henry	Tennessee	2018–2020	3
LaDainian Tomlinson	San Diego	2002–2007	6
Rudi Johnson	Cincinnati	2004–2006	3
Shaun Alexander	Seattle	2001–2005	5
Terrell Davis	Denver	1996–1998	3
Emmitt Smith	Dallas	1994–1996	3
Barry Sanders	Detroit	1989–1991	3
Eric Dickerson	L.A. Rams	1983–1985	3
Earl Campbell	Houston	1978–1980	3

RUSHING TDs IN FIRST 7 SEASONS

Derrick Henry's 13 rushing touchdowns in 2022 gave him 78 total rushing touchdowns in the first seven seasons of his career. In NFL history, only six players reached the end zone more times in their first seven seasons than Henry: **LaDainian Tomlinson** (115), **Emmitt Smith** (108), **Shaun Alexander** (96), **Adrian Peterson** (86), **Jim Brown** (82) and **Eric Dickerson** (82).

Most rushing touchdowns in a player's first seven NFL seasons:

Player	Team(s)	Rushing Touchdowns
1. LaDainian Tomlinson	San Diego Chargers	115
2. Emmitt Smith	Dallas Cowboys	108
3. Shaun Alexander	Seattle Seahawks	96
4. Adrian Peterson	Minnesota Vikings	86
5. Jim Brown	Cleveland Browns	82
Eric Dickerson	Indianapolis Colts/L.A. Rams	82
7. Derrick Henry	Tennessee Titans	78
8. Earl Campbell	Houston Oilers/New Orleans Saints	73
Barry Sanders	Detroit Lions	73
Jim Taylor	Green Bay Packers	73

HENRY'S CAREER 100-YARD RUSHING GAMES

Date	Opp	W/L	No.	Yds.	Avg.	Lg	TD
1/3/21	at Houston	W	34	250	7.4	52t	2
12/6/18	Jacksonville	W	17	238	14.0	99t	4
10/30/22	at Houston	W	32	219	6.8	41	2
12/13/20	at Jacksonville	W	26	215	8.3	47	2
10/18/20	Houston	W	22	212	9.6	94t	2
12/29/19	at Houston	W	32	211	6.6	53t	3
1/11/20	at Baltimore*	W	30	195	6.5	66	0
11/10/19	Kansas City	W	23	188	8.2	68t	2
9/19/21	at Seattle	W	35	182	5.2	60t	3
1/4/20	at New England*	W	34	182	5.4	29	1
11/29/20	at Indianapolis	W	27	178	6.6	31	3
12/16/18	at N.Y. Giants	W	33	170	5.2	22	2
11/24/19	Jacksonville	W	19	159	8.4	74t	2
10/3/21	at N.Y. Jets	L	33	157	4.8	22	1
1/6/18	at Kansas City*	W	23	156	6.8	35t	1
12/1/19	at Indianapolis	W	26	149	5.7	34	1
12/20/20	Detroit	W	24	147	6.1	33	1
10/18/21	Buffalo	W	20	143	7.2	76t	3
11/22/20	at Baltimore	W	28	133	4.8	29t	1
10/16/17	Indianapolis	W	19	131	6.9	72t	1
10/10/21	at Jacksonville	W	29	130	4.5	15	3
10/23/22	Indianapolis	W	30	128	4.3	23	0
12/24/22	Houston	L	23	126	5.5	48t	1
12/11/22	Jacksonville	L	17	121	7.1	50	1
9/27/20	at Minnesota	W	26	119	4.6	16	2
9/14/20	at Denver	W	31	116	3.7	13	0
11/6/22	at Kansas City	L	17	115	6.8	56	2
10/2/22	at Indianapolis	W	22	114	5.2	19t	1
9/26/21	Indianapolis	W	28	113	4.0	19	0
11/1/20	at Cincinnati	L	18	112	6.2	21	1
1/7/23	at Jacksonville	L	30	109	3.6	14	0
12/3/17	Houston	W	11	109	9.9	75t	1
12/18/22	at L.A. Chargers	L	21	104	5.0	13	1
11/12/20	Indianapolis	L	19	103	5.4	20	0
12/8/19	at Oakland	W	18	103	5.7	24	2
10/9/22	at Washington	W	28	102	3.6	15	2
9/29/19	at Atlanta	W	27	100	3.7	16	0

* Playoffs





65+ YARD SCRIMMAGE TOUCHDOWNS

Since the beginning of the 2017 campaign, **Derrick Henry** has scored nine total touchdowns—seven rushing and two receiving—that went for 65 yards or more. He is tied for the NFL lead in that time period.

Most scrimmage touchdowns of 65-plus yards, 2017-23:

Player	65+ Yard Scrimmage Touchdowns
1. Derrick Henry	9
Tyreek Hill	9
3. A.J. Brown	5
Robbie Chosen	5
JuJu Smith-Schuster	5
5. Jamal Agnew	4
Saquon Barkley	4
Ja'Marr Chase	4
Kenyan Drake	4
Jakeem Grant	4
Cooper Kupp	4
Jonathan Taylor	4
Marquez Valdes-Scantling	4

Derrick Henry's career scrimmage touchdowns of 65-plus yards:

Date	Opponent	Rush/Rec	Yards
Dec. 6, 2018	Jacksonville	Rushing	99
Oct. 18, 2020	Houston	Rushing	94
Oct. 18, 2021	Buffalo	Rushing	76
Sept. 9, 2019	at Cleveland	Receiving	75
Dec. 3, 2017	Houston	Rushing	75
Nov. 24, 2019	Jacksonville	Rushing	74
Oct. 16, 2017	Indianapolis	Rushing	72
Nov. 10, 2019	Kansas City	Rushing	68
Dec. 31, 2017	Jacksonville	Receiving	66

RUSHING TDS OF 50+ YARDS

Since he entered the NFL as a second-round draft pick in 2016, **Derrick Henry** has had a league-high 11 touchdown runs of at least 50 yards.

Chris Johnson (11) and **DeMarco Murray** (two) are the only other Tennessee players in the "Titans era" (1999–present) with more than one total rushing touchdown of at least 50 yards.

Most rushing touchdowns of 50 yards or more from 2016–2023:

Player	Rushing TDs
1. Derrick Henry	11
2. Saquon Barkley	6
3. Nick Chubb	5
4. Kenyan Drake	4
Jonathan Taylor	4
Dalvin Cook	4
7. Isaiah Crowell	3
Justin Fields	3
Aaron Jones	3
Christian McCaffrey	3
Tony Pollard	3
Miles Sanders	3

RUSHING YARDS SINCE WEEK 14 OF 2018

Since Dec. 6, 2018, when **Derrick Henry** set a then-franchise record with 238 rushing yards in a game against Jacksonville, he has been the NFL's rushing leader. He has nearly 1,000 more yards than any other player since that time.

NFL rushing yards leaders since Week 14 of 2018:

Player	Rushing Yards
1. Derrick Henry	6,690
2. Nick Chubb	5,753
3. Dalvin Cook	5,327
4. Josh Jacobs	4,788
5. Ezekiel Elliott	4,528
6. Aaron Jones	4,235
7. Lamar Jackson	4,071
8. Joe Mixon	4,053
9. Jonathan Taylor	3,841
10. Miles Sanders	3,780

RUSHING IN THE FOURTH QUARTER

Since 2017, running back **Derrick Henry** has accumulated more rushing yards in the fourth quarter than any other NFL running back, including a league-high 523 fourth-quarter rushing yards in 2020.

Most fourth-quarter rushing yards from 2017–2023:

Player	Att	Yards	Avg	TD
1. Derrick Henry	423	2,106	5.0	16
2. Nick Chubb	303	1,847	6.1	17
3. Ezekiel Elliott	332	1,371	4.1	14
4. Kareem Hunt	303	1,369	4.5	13
5. Dalvin Cook	273	1,227	4.5	11
6. Melvin Gordon	262	1,183	4.5	9
7. Joe Mixon	302	1,168	3.9	12
8. Alvin Kamara	289	1,159	4.0	12
9. Kenyan Drake	243	1,159	4.8	11
10. Aaron Jones	216	1,084	5.0	7

ACTIVE RUSHING AVERAGE LEADERS BY RBs

Among active NFL running backs, **Derrick Henry** ranks among the career leaders in rushing average (min. 750 career rushing attempts).

Best career rushing average among all active NFL running backs (minimum 750 career attempts):

Player	Rushing Average
1. Nick Chubb	5.3
2. Aaron Jones	5.1
Jonathan Taylor	5.1
4. Miles Sanders	5.0
5. Derrick Henry	4.8
6. Dalvin Cook	4.7
Christian McCaffrey	4.7
8. Austin Ekeler	4.6
9. Alvin Kamara	4.5
Saquon Barkley	4.5

FRANCHISE SINGLE-SEASON RUSHING

Derrick Henry recorded the top rushing season in franchise history with 2,027 rushing yards in 2020. He now owns three of the top six rushing seasons in franchise annals.

In 2019, Henry led the NFL with 1,540 yards, which is the fifth-best total for a single Titans/Oilers season. His 2022 total of 1,538 yards ranks sixth.

Most rushing yards in a season, franchise history:

Player	Season	Att	Yds	Avg	Long	TD
1. Derrick Henry	2020	378	2,027	5.4	94t	17
2. Chris Johnson	2009	358	2,006	5.6	91	14
3. Earl Campbell	1980	373	1,934	5.2	55	13
4. Earl Campbell	1979	368	1,697	4.6	61	19
5. Derrick Henry	2019	303	1,540	5.1	74	16
6. Derrick Henry	2022	349	1,538	4.4	56	13
7. Eddie George	2000	403	1,509	3.7	35	14
8. Earl Campbell	1978	302	1,450	4.8	81	13
9. Eddie George	1997	357	1,399	3.9	30	6
10. Earl Campbell	1981	361	1,376	3.8	43	10

FRANCHISE SINGLE-SEASON RUSHING TDs

Derrick Henry's 17 rushing touchdowns in 2020 gave him the second-highest single-season total in team history. Only **Earl Campbell**—with 19 rushing touchdowns in 1979—had more.

Most rushing touchdowns in a season, franchise history:

Player	Season	Rushing TDs
1. Earl Campbell	1979	19
2. Derrick Henry	2020	17
3. Derrick Henry	2019	16
4. LenDale White	2008	15
5. Eddie George	2000	14
Chris Johnson	2009	14
7. Derrick Henry	2022	13
Earl Campbell	1978	13
Earl Campbell	1980	13
10. Derrick Henry	2018	12
Earl Campbell	1983	12
Eddie George	2002	12

SINGLE-SEASON SCRIMMAGE YARDS

Derrick Henry owns three of the top 10 seasons in franchise history in scrimmage yards production. His 2020 campaign in which he totaled 2,141 scrimmage yards ranks second for the franchise behind only **Chris Johnson's** NFL record-setting 2,509 yards in 2009. Henry's 1,936 scrimmage yards in 2022, including 1,538 rushing and 398 receiving yards, ranks fifth for the organization.

Most scrimmage yards in a season, franchise history:

Player	Season	Rushing Yards	Receiving Yards	Scrimmage Yards
1. Chris Johnson	2009	2,006	503	2,509
2. Derrick Henry	2020	2,027	114	2,141
3. Earl Campbell	1980	1,934	47	1,981
4. Eddie George	2000	1,509	453	1,962
5. Derrick Henry	2022	1,538	398	1,936
6. Lorenzo White	1992	1,226	641	1,867
7. Earl Campbell	1979	1,697	94	1,791
8. Eddie George	1999	1,304	458	1,762
9. Derrick Henry	2019	1,540	206	1,746
Charley Hennigan	1961	0	1,746	1,746



SINGLE-GAME FRANCHISE RUSHING

On Jan. 3, 2021, **Derrick Henry** rushed for 250 yards to break his own franchise single-game record. He now owns six of the top nine single-game rushing totals in team annals.

Most rushing yards in a game, franchise history:

Player	Date	Opponent	Rushing Yards
1. Derrick Henry	1/3/21	at Houston	250
2. Derrick Henry	12/6/18	Jacksonville	238
3. Chris Johnson	11/1/09	Jacksonville	228
4. Derrick Henry	10/30/22	at Houston	219
5. Eddie George	8/31/97	Oakland	216
Billy Cannon	12/10/61	at New York	216
7. Derrick Henry	12/13/20	at Jacksonville	215
8. Derrick Henry	10/18/20	Houston	212
9. Derrick Henry	12/29/19	at Houston	211
10. Earl Campbell	11/16/80	at Chicago	203
Earl Campbell	10/19/80	Tampa Bay	203

2021 NFL RUSHING LEADERS

Despite having not played from Week 9 to Week 18 due to injury, Titans running back **Derrick Henry** ranked ninth in the NFL in rushing in 2021 after taking the league's rushing crown for the 2019 and 2020 seasons.

Henry also tied for sixth place in the NFL in 2021 with 10 rushing touchdowns.

NFL rushing leaders in 2021:

Player	Team	Games	Rushing Yards
1. Jonathan Taylor	Indianapolis Colts	17	1,811
2. Nick Chubb	Cleveland Browns	14	1,259
3. Joe Mixon	Cincinnati Bengals	16	1,205
4. Najee Harris	Pittsburgh Steelers	17	1,200
5. Dalvin Cook	Minnesota Vikings	13	1,159
6. Antonio Gibson	Washington Football Team	16	1,037
7. Ezekiel Elliott	Dallas Cowboys	17	1,002
8. Elijah Mitchell	San Francisco 49ers	11	963
9. Derrick Henry	Tennessee Titans	8	937
10. Damien Harris	New England Patriots	15	929

2020 NFL RUSHING LEADERS

Titans running back **Derrick Henry** won the NFL's 2020 rushing title with 2,027 yards in 2020, outdistancing the next-closest competitor by 470 yards (1,557 by **Dalvin Cook**).

Henry became the first player to lead the NFL in rushing in consecutive seasons since **LaDainian Tomlinson** in 2006 and 2007. Since the 1970 AFL-NFL merger, Henry is the eighth different player to lead the league in rushing in back-to-back seasons. The list includes Tomlinson, **O.J. Simpson** (1972-73, 1975-76), **Earl Campbell** (1978-80), **Eric Dickerson** (1983-84), **Emmitt Smith** (1991-93), **Barry Sanders** (1996-97) and **Edgerrin James** (1999-2000).

NFL rushing yardage leaders in 2020:

Player	Team	Rushing Yards
1. Derrick Henry	Tennessee Titans	2,027
2. Dalvin Cook	Minnesota Vikings	1,557
3. Jonathan Taylor	Indianapolis Colts	1,169
4. Aaron Jones	Green Bay Packers	1,104
5. James Robinson	Jacksonville Jaguars	1,070
David Montgomery	Chicago Bears	1,070
7. Nick Chubb	Cleveland Browns	1,067
8. Josh Jacobs	Las Vegas Raiders	1,065
9. Lamar Jackson	Baltimore Ravens	1,005
10. Melvin Gordon	Denver Broncos	986

Henry also led the NFL with 17 rushing touchdowns in 2020. The total was tied for the second most in the NFL in a 10-year span (2011-20). In that time, only **LeGarrette Blount** (18 in 2016) had more than Henry, **Todd Gurley** (17 in 2018) and **LeSean McCoy** (17 in 2011).

NFL rushing touchdown leaders in 2020:

Player	Team	Rushing TDs
1. Derrick Henry	Tennessee Titans	17
2. Alvin Kamara	New Orleans Saints	16
Dalvin Cook	Minnesota Vikings	16
4. Josh Jacobs	Las Vegas Raiders	12
Cam Newton	New England Patriots	12
Nick Chubb	Cleveland Browns	12
7. Jonathan Taylor	Indianapolis Colts	11
Antonio Gibson	Washington Football Team	11
Kyler Murray	Arizona Cardinals	11
10. Kenyan Drake	Arizona Cardinals	10

THE 2,000-YARD CLUB

Derrick Henry was the eighth player in NFL history to reach the 2,000-yard rushing mark in a season. His 2,027 yards rank fifth all-time.

All-time NFL single-season rushing leaders:

Player	Team	Season	Rushing Yards
1. Eric Dickerson	Los Angeles Rams	1984	2,105
2. Adrian Peterson	Minnesota Vikings	2012	2,097
3. Jamal Lewis	Baltimore Ravens	2003	2,066
4. Barry Sanders	Detroit Lions	1997	2,053
5. Derrick Henry	Tennessee Titans	2020	2,027
6. Terrell Davis	Denver Broncos	1998	2,008
7. Chris Johnson	Tennessee Titans	2009	2,006
8. O.J. Simpson	Buffalo Bills	1973	2,003



DERRICK HENRY IN 2020

- Led the NFL and set a franchise record with 2,027 rushing yards in 2020, becoming the eighth player in league annals to rush for at least 2,000 yards in a season. His 2,027 rushing yards gave him the fifth-highest total in NFL history behind **Eric Dickerson's** 2,105 (1984), **Adrian Peterson's** 2,097 (2012), **Jamal Lewis'** 2,066 (2003) and **Barry Sanders'** 2,053 (1997). Henry broke **Chris Johnson's** franchise mark of 2,006 rushing yards in 2009.
- Named the Associated Press NFL Offensive Player of the Year and was named to his second consecutive Pro Bowl. He won his second consecutive FedEx Ground Player of the Year Award and added first-team AP All-Pro honors. Additionally, he earned first-team All-Pro honors from Pro Football Focus, Pro Football Writers of America and Sporting News and was the 101 Awards AFC Offensive Player of the Year.
- Became the first player since **LaDainian Tomlinson** (2006-07) to lead the NFL in rushing yards in consecutive seasons. Henry previously led the league in 2019 with 1,540 rushing yards.
- Became the fifth all-time NFL player to lead the NFL in rushing yards, attempts and rushing touchdowns in consecutive seasons. It is a feat that had not been attained since Cleveland's **Leroy Kelly** did it from 1967 to 1968. The only other players to achieve it are **Jim Brown** (1958-59), **Steve Van Buren** (1947-49) and **Bill Paschal** (1943-44).
- Established a single-game franchise record with 250 rushing yards on Jan. 3 at Houston. He broke his own club record of 238 rushing yards, established against the Jacksonville Jaguars on Dec. 6, 2018. Henry's 250 rushing yards tied for the 13th-best single-game total in the NFL since 1948.
- Became the first player in NFL history with five career games with at least 200 rushing yards and two rushing touchdowns.
- Became the fourth player in NFL history with at least five career 200-yard rushing games, joining **O.J. Simpson** (six), **Adrian Peterson** (six) and **Tiki Barber** (five).
- Set a career high with 17 rushing touchdowns in 2020, finishing with the second-best total in franchise history behind **Earl Campbell's** 19 rushing touchdowns in 1979.
- Finished the 2020 season with 1,221 rushing yards in road games, the most by any NFL running back since 1948. The previous high was held by **Eric Dickerson**, who had 1,087 rushing yards in road games for the Los Angeles Rams in 1984.
- Dating back to 2019, he had a streak of nine consecutive road games with at least 100 rushing yards, passing **Chris Johnson** (eight games from 2009-10) for the second-longest such streak in NFL history behind only Barry Sanders' 10-game road streak from 1996-97).
- Became the fifth player in NFL history with three 200-yard rushing games in a season, joining **Earl Campbell** (four in 1980), **O.J. Simpson** (1973), **Tiki Barber** (2005) and **Jay Ajayi** (2016).
- Became the first NFL player since **LaDainian Tomlinson** (2002-07) and the ninth player in NFL history to record at least three consecutive seasons in which he rushed for at least 1,000 yards and 12 touchdowns.
- Finished the season with 2,141 scrimmage yards (2,027 rushing and 114 receiving), which ranks second in franchise history behind **Chris Johnson's** 2,509 scrimmage yards in 2009.
- Registered 10 games in 2020 with at least 100 rushing yards to tie **Earl Campbell** (1980) for the third-most in franchise history. Only Campbell in 1979 (11) and **Chris Johnson** in 2009 (12) had more 100-yard rushing games in a Titans/Oilers season than Henry. Henry's 10 100-yard games in 2020 were the most in the NFL since Dallas running back **DeMarco Murray** had 12 in 2014.
- Became the NFL's first player to rush for at least 175 and two touchdowns four times in a season.
- Joined **Terrell Davis** (1997-98), **Shaun Alexander** (2004-05) and **Larry Johnson** (2005-06) as the only players in NFL history to rush for 1,500 yards and 15 touchdowns in two consecutive seasons.
- Established a streak of 20 consecutive games in the regular season and playoffs with at least 18 rushing attempts, the second-longest streak of its kind in the NFL since 1948. The only player with more consecutive 18-carry games in the regular season and postseason



was **Emmitt Smith**, whose streak was 23 games with the Dallas Cowboys from 1995 to 1996.

- Became the first player in NFL history to produce more than one overtime touchdown run in a season. He joined **LaDainian Tomlinson** as the NFL's only players with multiple career touchdown runs in overtime. Tomlinson had three during his career.
- Joined **Bo Jackson, Ahman Green, Chris Johnson** and **Lamar Miller** as the only NFL players to record two career rushing touchdowns of at least 90 yards. Henry joined Miller (two 97-yard touchdown runs) as the only players to ever record multiple touchdown runs of at least 94 yards.

300 CARRIES/15 TOUCHDOWNS/5.0 AVG

Derrick Henry won the NFL's rushing title with 303 carries for 1,540 yards and 16 touchdowns in 2019. He followed in 2020 with 378 carries for 2,027 yards and 17 touchdowns.

He became the first player in NFL history to produce multiple seasons with a minimum of 300 rushing attempts, a rushing average of at least 5.0 yards per carry and a minimum of 15 rushing touchdowns

The only other players to do so once in their careers are **O.J. Simpson** (1975), **Terrell Davis** (1998), **Priest Holmes** (2002), **Ahman Green** (2003), **Larry Johnson** (2005), **Shaun Alexander** (2005), **LaDainian Tomlinson** (2016), **Ezekiel Elliott** (2016) and **Dalvin Cook** (2020).

Individual seasons in NFL history with a minimum of 300 rushing attempts, 15 rushing touchdowns and a 5.0 rushing average in a single season:

Player	Team	Season	Att	Yards	Avg	TD
Derrick Henry	Tennessee	2020	378	2,027	5.4	17
Dalvin Cook	Minnesota	2020	312	1,557	5.0	16
Derrick Henry	Tennessee	2019	303	1,540	5.1	16
Ezekiel Elliott	Dallas	2016	322	1,631	5.1	15
LaDainian Tomlinson	San Diego	2006	348	1,815	5.2	28
Shaun Alexander	Seattle	2005	370	1,880	5.1	27
Larry Johnson	Kansas City	2005	336	1,750	5.2	20
Ahman Green	Green Bay	2003	355	1,883	5.3	15
Priest Holmes	Kansas City	2002	313	1,615	5.2	21
Terrell Davis	Denver	1998	392	2,008	5.1	21
O.J. Simpson	Buffalo	1975	329	1,817	5.5	16

CONSECUTIVE 100-YARD ROAD GAMES

Titans running back **Derrick Henry** recorded 149 rushing yards at Indianapolis on Dec. 1, 2019. Over the course of the next year, he registered at least 100 rushing yards in eight more consecutive regular season road games, increasing his streak to nine games before it ended with a 98-yard effort at Green Bay on Dec. 27, 2020.

In NFL history, Henry's streak is the second-longest continuous stretch of its kind. Detroit's **Barry Sanders** had 10 road games in a row with 100-plus yards from 1996 to 1997.

Most consecutive road games with at least 100 rushing yards in NFL history:

Player	Team	Dates	Games
1. Barry Sanders	Detroit	11/24/1996–12/14/1997	10
2. Derrick Henry	Tennessee	12/1/2019–12/13/2020	9
3. Chris Johnson	Tennessee	10/18/2009–10/18/2010	8
4. Marcus Allen	L.A. Raiders	11/3/1985–9/14/1986	7
5. Arian Foster	Houston	12/22/2011–11/22/2012	6
Gerald Riggs	Atlanta	10/13/1985–12/22/1985	6
DeMarco Murray	Dallas	9/14/2014–12/4/2014	6

FIVE CONSEC. TEAM GAMES WITH RUSHING TD

Derrick Henry recorded a streak in 2020 of at least one rushing touchdown in five consecutive team games. It was his second such streak in as many seasons and tied for the longest such streak in franchise history. **DeMarco Murray** (2016) and **Earl Campbell** (twice—1979 and 1983) are the only other franchise players with five consecutive team games with a rushing touchdown.

Most consecutive team games with a rushing touchdown, franchise history:

Player	Season	Consec. Team Games with a Rushing TD
1. Derrick Henry	2020	5
Derrick Henry	2019	5
DeMarco Murray	2016	5
Earl Campbell	1983	5
Earl Campbell	1979	5
6. (eight tied)		4

2019 NFL RUSHING LEADERS

Titans running back **Derrick Henry** claimed the NFL's 2019 rushing title with 1,540 yards on 303 carries (5.1 avg.). The next-closest finisher was Cleveland's **Nick Chubb**, who had 1,494 rushing yards.

Henry joined **Billy Cannon** (AFL, 1961), **Earl Campbell** (1978-80) and **Chris Johnson** (2009) as the only running backs in franchise history to lead their respective leagues in rushing.

NFL rushing leaders in 2019:

Player	Team	Rushing Yards
1. Derrick Henry	Tennessee Titans	1,540
2. Nick Chubb	Cleveland Browns	1,494
3. Christian McCaffrey	Carolina Panthers	1,387
4. Ezekiel Elliott	Dallas Cowboys	1,357
5. Chris Carson	Seattle Seahawks	1,230
6. Lamar Jackson	Baltimore Ravens	1,206
7. Leonard Fournette	Jacksonville Jaguars	1,152
8. Josh Jacobs	Oakland Raiders	1,150
9. Joe Mixon	Cincinnati Bengals	1,137
10. Dalvin Cook	Minnesota Vikings	1,135

2019 TOUCHDOWN LEADERS

Titans running back **Derrick Henry** tied Green Bay's **Aaron Jones** for the NFL lead with 16 rushing touchdowns in 2019.

Additionally, Henry ranked third in the NFL with 18 total touchdowns behind Carolina's **Christian McCaffrey** and Jones, who each scored 19 total touchdowns.

NFL leaders in rushing touchdowns in 2019:

Player	Team	Rushing TDs
1. Derrick Henry	Tennessee Titans	16
Aaron Jones	Green Bay Packers	16
3. Christian McCaffrey	Carolina Panthers	15
4. Dalvin Cook	Minnesota Vikings	13
5. Todd Gurley	Los Angeles Rams	12
Ezekiel Elliott	Dallas Cowboys	12

NFL leaders in total touchdowns in 2019:

Player	Team	Total TDs
1. Christian McCaffrey	Carolina Panthers	19
Aaron Jones	Green Bay Packers	19
3. Derrick Henry	Tennessee Titans	18
4. Mark Ingram	Baltimore Ravens	15
5. Ezekiel Elliott	Dallas Cowboys	14
Todd Gurley	Los Angeles Rams	14

3 CONSEC. GAMES W/ 200 SCRIMMAGE YDS

From the final week of the 2019 regular season (Dec. 29 at Houston) through the Titans' first two playoff games (Jan. 4 at New England and Jan. 11 at Baltimore), **Derrick Henry** became the **first player in NFL history to rush for at least 180 yards in three consecutive regular season or postseason games**.

He also became only the third player since the 1970 NFL-AFL merger to have 200 scrimmage yards in three consecutive games. The other two players to accomplish the feat were Chicago Bears running back **Walter Payton** (1977) and Pittsburgh Steelers running back **Le'Veon Bell** (2014).

During the 2019 regular season and playoffs, Henry and Carolina Panthers running back **Christian McCaffrey** (two) were the only two players with multiple 200-yard scrimmage games. Together they accounted for five of the 14 such individual performances.

Most consecutive games with at least 200 scrimmage yards in the regular season and/or postseason, 1970–present:

Player	Team	Dates	Games
1. Derrick Henry	Tennessee	Dec. 29, 2019–Jan. 11, 2020	3
Le'Veon Bell	Pittsburgh	Nov. 17–Dec. 7, 2014	3
Walter Payton	Chicago	Nov. 13–Nov. 24, 1977	3
4. (several tied)			2

2018 NFL RUSHING LEADERS

Derrick Henry recorded 215 carries in 2018 for 1,059 yards. He ranked second in the AFC in rushing yardage behind Cincinnati's **Joe Mixon** (1,168) and ranked seventh overall in the NFL.

NFL rushing leaders in 2018 (rushing yards):

Player	Team	Rushing Yards
1. Ezekiel Elliott	Dallas Cowboys	1,434
2. Saquon Barkley	New York Giants	1,307
3. Todd Gurley	Los Angeles Rams	1,251
4. Joe Mixon	Cincinnati Bengals	1,168
5. Chris Carson	Seattle Seahawks	1,151
6. Christian McCaffrey	Carolina Panthers	1,098
7. Derrick Henry	Tennessee Titans	1,059
8. Adrian Peterson	Washington Redskins	1,042
9. Phillip Lindsay	Denver Broncos	1,037
10. Nick Chubb	Cleveland Browns	996

2018 RUSHING TOUCHDOWN LEADERS

Derrick Henry's scored a career-high 12 rushing touchdowns in 2018. He tied for the third-highest rushing touchdown total in the NFL.

Henry became the first Titans player with 12 rushing touchdowns in a season since **Chris Johnson** had 14 rushing touchdowns in 2009.

Most rushing touchdowns in 2018:

Player	Team	Rushing TDs
1. Todd Gurley	Los Angeles Rams	17
2. Alvin Kamara	New Orleans Saints	14
3. Derrick Henry	Tennessee Titans	12
James Conner	Pittsburgh Steelers	12
5. Saquon Barkley	New York Giants	11
6. Melvin Gordon	Los Angeles Chargers	10
7. Phillip Lindsay	Denver Broncos	9
Chris Carson	Seattle Seahawks	9
Marlon Mack	Indianapolis Colts	9
Jordan Howard	Chicago Bears	9

DECEMBER TO REMEMBER

In five games in the month of December 2018, **Derrick Henry's** rushing totals included 97 carries for 625 yards and eight touchdowns. His 625 yards were the most by any NFL player in any calendar month in 2018.

Additionally, Henry authored one of only four calendar months for the franchise since 1970 in which a player rushed for at least 600 yards. **Chris Johnson** (800 rushing yards in November 2009) and **Earl Campbell** (633 in October 1980; 662 in November 1980) were the organization's only other players to accomplish the feat in that timespan.

Henry's December rushing totals included 40 yards against the New York Jets (Dec. 2), a franchise-record 238 yards against the Jacksonville Jaguars (Dec. 6), 170 yards at the New York Giants (Dec. 16), 84 yards against the Washington Redskins (Dec. 22) and 93 yards against the Indianapolis Colts (Dec. 30).

For his efforts, Henry was named AFC Offensive Player of the Month.

Titans/Oilers with 500 rushing yards in any calendar month from 1970-2021 (includes playoffs):

Player	Season	Month	Rushing Yards
1. Chris Johnson	2009	November	800
2. Earl Campbell	1980	November	662
3. Earl Campbell	1980	October	633
4. Derrick Henry	2018	December	625
5. Derrick Henry	2020	November	594
6. Derrick Henry	2021	October	584
7. Earl Campbell	1979	September	569
8. Derrick Henry	2019	December	549
9. Eddie George	2000	October	548
10. Earl Campbell	1979	November	534
11. Derrick Henry	2020	December	520
12. DeMarco Murray	2016	October	511
13. Earl Campbell	1981	October	510

RUSHING YARDS IN A TWO-GAME SPAN

Following a franchise-record 238 rushing yards against the Jacksonville Jaguars on Dec. 6, 2018, **Derrick Henry** then totaled 170 rushing yards at the New York Giants on Dec. 16 to give him a franchise record of 408 rushing yards in a two-game span.

The previous record of 405 rushing yards in two games was set by **Earl Campbell** in 1980, when Campbell posted 203 yards against Tampa Bay (Oct. 19) and 202 yards against Cincinnati (Oct. 26).

Most total rushing yards in two consecutive games, franchise history:

Player	Game 1	Yds	Game 2	Yds	Total
Derrick Henry	12/6/18 vs. Jax	238	12/16/18 at NYG	170	408
Earl Campbell	10/19/80 vs. TB	203	10/26/80 vs. Cin	202	405

RECORD-SETTING NIGHT

On Dec. 6, 2018, **Derrick Henry** had one of the most memorable rushing performances in NFL history on Thursday Night Football. He rushed for a then-team-record 238 yards and four touchdowns (tied franchise record), including a 99-yard touchdown run.

[WATCH: Highlights from Derrick Henry's performance on 12/6/18](#)

Henry's 238 rushing yards set a new franchise record, breaking **Chris Johnson's** mark of 228 yards against the Jaguars on Nov. 1, 2009. It was the highest single-game rushing total in the NFL in 2018 and the league's highest total since **Doug Martin's** 251 rushing yards for the Tampa Bay Buccaneers against the Oakland Raiders on Nov. 4, 2012.

Henry later broke his own record with 250 rushing yard at Houston on Jan. 3, 2021 to take possession of five of the top eight single-game rushing totals in team annals.

Most rushing yards in a game, franchise history:

Player	Date	Opponent	Rushing Yards
1. Derrick Henry	1/3/21	at Houston	250
2. Derrick Henry	12/6/18	Jacksonville	238
3. Chris Johnson	11/1/09	Jacksonville	228
4. Eddie George	8/31/97	Oakland	216
Billy Cannon	12/10/61	at New York	216
6. Derrick Henry	12/13/20	at Jacksonville	215
7. Derrick Henry	10/18/20	Houston	212
8. Derrick Henry	12/29/19	at Houston	211
9. Earl Campbell	11/16/80	at Chicago	203
Earl Campbell	10/19/80	Tampa Bay	203

In the second quarter, Henry took a handoff from **Marcus Mariota** inside his own one-yard line and raced 99 yards for a touchdown. It was the second 99-yard run in NFL history, tying **Tony Dorsett's** record-setting touchdown run for the Dallas Cowboys against the Minnesota Vikings on Jan. 3, 1983. It was also the team record, topping Johnson's 94-yard touchdown run against the New York Jets on Dec. 17, 2012. The only other runs in franchise history of at least 90 yards were Johnson's 91-yard rush against the Houston Texans on Sept. 20, 2009 and a 91-yarder by Sid Blanks against the Jets on Dec. 13, 1964.

Henry's 99-yard touchdown run tied for the longest scrimmage play in NFL history. It was the 15th such play, including his and Dorsett's runs and 13 passing plays. The last 99-yard scrimmage play before Henry's was New York Giants wide receiver **Victor Cruz's** 99-yard reception from **Eli Manning** against the New York Jets on Dec. 24, 2011.

Longest runs from scrimmage in NFL history:

Player	Team	Date	Opponent	Rushing Yards
1. Derrick Henry	Tennessee	12/6/18	Jacksonville	99t
Tony Dorsett	Dallas	1/3/83	Minnesota	99t
3. Ronald Jones	Tampa Bay	11/15/20	Carolina	98t
Ahman Green	Green Bay	12/28/03	Denver	98t
5. Lamar Miller	Houston	11/26/18	Tennessee	97t
Lamar Miller	Miami	12/28/14	N.Y. Jets	97t
Andy Uram	Green Bay	10/8/39	Chi. Cardinals	97t
Bob Gage	Pittsburgh	12/4/49	Chi. Bears	97t

Henry scored on a three-yard run in the first quarter, a 99-yard run in the second quarter, a 16-yard run in the third quarter, and finally a 54-yard run in the third quarter. He tied the franchise record and became the third player in franchise history to rush for four touchdowns in a game, joining Earl Campbell (against Miami on Nov. 20, 1978) and Lorenzo White (against Cleveland on Dec. 9, 1990).

The only franchise player with more overall touchdowns in a game than Henry was Oilers running back **Billy Cannon**, who had five total touchdowns (three rushing, two receiving) at the New York Titans on Dec. 10, 1961. Henry became the first NFL player with four rushing touchdowns in a game since New England Patriots running back **Jonas Gray** at Indianapolis on Nov. 16, 2014.

Most rushing touchdowns in a game, franchise history:

Player	Date	Opponent	Rushing Touchdowns
1. Derrick Henry	12/6/18	Jacksonville	4
Lorenzo White	12/9/90	Cleveland	4
Earl Campbell	11/20/78	Miami	4
4. (several tied)			3

Additionally, Henry's rushing performance against the Jaguars accomplished the following:

- He became the ninth NFL player since 1975 with at least one 90-yard run and at least one 60-yard reception in his career. The others were **Tony Dorsett**, **Garrison Hearst**, **Tiki Barber**, **Chris Johnson**, **Jamaal Charles**, **Herschel Walker**, **Warrick Dunn** and **Adrian Peterson**.
- Henry became the seventh NFL player since the 1970 AFL-NFL merger with at least four rushing touchdowns and at least 200 rushing yards in a game, joining **Clinton Portis**, **Barry Sanders**, **Doug Martin**, **Jonas Gray**, **Mike Anderson** and **Corey Dillon**. Henry became the first to accomplish the feat in fewer than 20 carries (17).
- He matched former Titans running back **Chris Johnson** as the only players in NFL history with a rushing touchdown of at least 90 yards and a rushing touchdown of at least 50 yards in the same game. Johnson accomplished the feat against the Houston Texans on Sept. 20, 2009.
- His 24 points tied for the fourth-highest single-game total in franchise history, trailing only **Billy Cannon** (30 on Dec. 10, 1961), **Rob Bironas** (26 on Oct. 21, 2007) and **George Blanda** (26 on Sept. 18, 1960). **Earl Campbell** (Nov. 20, 1978) and **Lorenzo White** (Dec. 9, 1990) also had 24 points on four touchdowns in a single game.
- His 238 rushing yards and four rushing touchdowns were each the most in any Thursday Night Football game in history.

RUSHING YARDS IN A SINGLE POSTSEASON

Derrick Henry accumulated 446 rushing yards during the 2019 playoffs. He had 182 yards on 34 carries in the wild card round at New England, followed by 195 yards on 30 attempts in the divisional round at Baltimore. In the AFC championship game, he had 69 yards on 19 rushing attempts.

Henry's average of 148.7 rushing yards per game ranked fourth in NFL history for players with at least two games played. Only a trio of Pro Football Hall of Fame members—Denver Broncos running back **Terrell Davis** (156.0 in 1998), Los Angeles Raiders running back **Marcus Allen** (155.3 in 1983) and Washington Redskins running back **John Riggins** (152.5 in 1982) have averaged more rushing yards in a single postseason than Henry.

In Titans/Oilers history, **Eddie George** established the previous record for average rushing yards in a single postseason during the 1999 playoffs. In four games, George carried the ball 108 times for 449 yards, or an average of 112.3 yards per contest.

Most rushing yards per game in a single NFL postseason (minimum two games):

Player	Team	Season	Games	Rush Yards	Per Game
1. Terrell Davis	Denver	1998	3	468	156.0
2. Marcus Allen	L.A. Raiders	1983	3	466	155.3
3. John Riggins	Washington	1982	4	610	152.5
4. Derrick Henry	Tennessee	2019	3	446	148.7
5. Eric Dickerson	L.A. Rams	1985	2	294	147.0
6. Terrell Davis	Denver	1997	4	581	145.3
7. Arian Foster	Houston	2011	2	285	142.5
8. Thurman Thomas	Buffalo	1990	3	390	130.0
9. Brian Westbrook	Philadelphia	2006	2	257	128.5
10. Fred Taylor	Jacksonville	1998	2	248	124.0

George's 449 yards during the team's run to Super Bowl XXXIV also established the franchise benchmark for most total rushing yards in a single postseason. Henry came within three yards of the mark in one fewer game.

Most rushing yards in a single postseason, franchise history:

Player	Season	Games	Rush Yards
1. Eddie George	1999	4	449
2. Derrick Henry	2019	3	446
3. Earl Campbell	1978	3	264
4. Steve McNair	1999	4	209
5. Derrick Henry	2017	2	184

Henry's 2019 playoff rushing yardage total ranked sixth in NFL history. It was the most by any NFL player since George's 1999 postseason.

Most total rushing yards in a single NFL postseason:

Player	Team	Season	Games	Rush Yards
1. John Riggins	Washington	1982	4	610
2. Terrell Davis	Denver	1997	4	581
3. Terrell Davis	Denver	1998	3	468
4. Marcus Allen	L.A. Raiders	1983	3	466
5. Eddie George	Tennessee	1999	4	449
6. Derrick Henry	Tennessee	2019	3	446
7. Thurman Thomas	Buffalo	1990	3	390
8. Natrone Means	Jacksonville	1996	3	358
9. Le'Veon Bell	Pittsburgh	2016	3	357
10. Freeman McNeil	N.Y. Jets	1982	3	349

FRANCHISE PLAYOFF RUSHING LEADERS

In the 2021 postseason, **Derrick Henry** increased his career playoff totals to 732 rushing yards on 156 attempts. He is second on the franchise's all-time postseason rushing list behind only **Eddie George** (776). Henry is tied with **Earl Campbell** for third place on the franchise's all-time postseason leaderboard with four rushing touchdowns, trailing **Steve McNair** (six) and George (five).

Franchise career postseason rushing leaders:

Player	Games	Att	Yards	Avg	TD
1. Eddie George	9	206	776	3.8	5
2. Derrick Henry	7	156	732	4.7	4
3. Earl Campbell	6	135	420	3.1	4
4. Steve McNair	9	54	349	6.5	6
5. Lorenzo White	7	76	264	3.5	1

RUSHING YARDS IN A TITANS PLAYOFF GAME

On Jan. 4, 2020, **Derrick Henry** rushed for 182 yards and one touchdown on 34 attempts in a wild card playoff victory at New England. In doing so, he set a new franchise single-game postseason record for rushing yards in a game, surpassing **Eddie George's** 162 yards at Indianapolis on Jan. 16, 2000.

One week later, on Jan. 11, 2020, Henry broke his own record, going for 195 rushing yards on 30 carries at Baltimore.

Henry now owns two of the top three rushing games in franchise postseason history.

Most single-game rushing yards in franchise postseason history:

Player	Date	Opp	Att	Yds	Avg	TD
1. Derrick Henry	1/11/20	at Bal	30	195	6.5	0
2. Derrick Henry	1/4/20	at NE	34	182	5.4	1
3. Eddie George	1/16/00	at Ind	26	162	6.2	1
4. Derrick Henry	1/6/18	at KC	23	156	6.8	1
5. Earl Campbell	12/31/78	at NE	27	118	4.4	1
6. Eddie George	1/8/00	Buf	29	106	3.7	0
7. Eddie George	1/30/00	StL (SB)	28	95	3.4	2

SCRIMMAGE YARDS IN A TITANS PLAYOFF GAME

Derrick Henry's 182 rushing yards and 22 receiving yards in the team's wild card playoff victory at New England on Jan. 4, 2020 gave him a franchise-record 204 scrimmage yards.

Henry broke his own record of 191 scrimmage yards in a wild card playoff contest at Kansas City on Jan. 6, 2018 (156 rushing, 35 receiving).

On Jan. 11, 2020, one week after establishing the current record, Henry had 202 scrimmage yards (195 rushing, seven receiving) at Baltimore, giving him the three biggest scrimmage yards totals in franchise postseason history.

Prior to Henry, the organization record stood for 57 years. It was set on Jan. 1, 1961, when **Billy Cannon** had 178 scrimmage yards against the Los Angeles Chargers.

Most single-game scrimmage yards in franchise postseason history:

Player	Date	Opp	Rush Yards	Rec Yards	Scrim Yards
1. Derrick Henry	1/4/20	at NE	182	22	204
2. Derrick Henry	1/11/20	at Bal	195	7	202
3. Derrick Henry	1/6/18	at KC	156	35	191
4. Billy Cannon	1/1/61	LAC	50	128	178
5. Eddie George	1/16/00	at Ind	162	14	176
6. Eddie George	1/7/01	Bal	91	52	143
7. Ernest Givins	12/31/89	at Pit	0	136	136

#32 • RB TYJAE SPEARS

5-11, 195, Rookie, Tulane
[Click for complete bio](#)



Running back **Tyjae Spears** was selected by the Titans in the third round (81st overall) of the 2023 NFL Draft.

Spears spent four years at Tulane (2019-22) prior to entering the NFL. He appeared in 33 games with 20 starts at running back for the Green Wave, totaling 2,910 yards and 31 touchdowns on 427 carries with an additional 48 receptions for 564 yards and three scores. He ended his career as the school's all-time leader in yards per carry (6.8), tied for second in 100-yard rushing games (15), tied for third in rushing touchdowns (31), fourth in rushing yards per game (85.6) and sixth in rushing yards (2,910) and total touchdowns (34). His 6.8 yards per carry from 2019 to 2022 ranked second in the FBS behind only Alabama-Birmingham running back **DeWayne McBride's** 7.3-yard average (minimum 400 attempts).

As a junior in 2022, he started all 14 games for the Green Wave, totaling 1,581 yards and 19 touchdowns on 229 rushing attempts and adding 22 receptions for 256 yards and two touchdowns. He tied for the national lead with 21 total touchdowns and tied for third in the country with 19 rushing touchdowns, a total that ranked second in Tulane single-season history. His 1,581 rushing yards led the conference and made up the Green Wave's all-time second-highest single-season total. His nine 100-yard rushing games included eight consecutive such efforts to finish the season. He was named the American Athletic Conference Offensive Player of the Year and also earned first-team All-AAC honors. His efforts helped Tulane earn a 12-2 record and win an American Athletic Conference title.

He is a native of Ponchatoula, La.

2023 Game Notes:

➤ **At New Orleans (9/10)**, rushed for 27 yards on three carries and added a one-yard reception in his NFL debut.

Spears' 2023/Career Regular Season Statistics:

Year	GP	GS	Att	Yds	Avg	Lg	TD	Rec	Yds	Avg	Lg	TD
2023	1	0	3	27	9.0	17	0	1	1	1.0	1	0



Spears' Regular Season Single-Game Highs:
Rushing Attempts - 3 at New Orleans (9/10/23)
Rushing Yards - 27 at New Orleans (9/10/23)
Long Rush - 17 at New Orleans (9/10/23)
Rushing Touchdowns - (none)
Receptions - 1 at New Orleans (9/10/23)
Receiving Yards - 1 at New Orleans (9/10/23)
Long Reception - 1 at New Orleans (9/10/23)
Receiving Touchdowns - (none)

Spears' College Statistics (Tulane):

Year	GP	GS	Att	Yds	Avg	Lg	TD	Rec	Yds	Avg	Lg	TD
2019	4	0	32	192	6.0	52t	1	5	133	26.6	88t	1
2020	3	3	37	274	7.4	42	2	2	30	15.0	16	0
2021	12	3	129	863	6.7	69t	9	19	145	7.6	44	0
2022	14	14	229	1,581	6.9	75t	19	22	256	11.6	30	2
Totals	33	20	427	2,910	6.8	75t	31	48	564	11.8	88t	3

MORE TITANS RUNNING BACKS

36 - RB JULIUS CHESTNUT

5-11, 228, 2nd Year, Sacred Heart



- Julius Chestnut was signed by the Titans as an undrafted free agent on May 13, 2022. He spent the first three games of his rookie season on the 53-man roster before being added to the practice squad on Oct. 4, 2022.
- In 2022, he appeared in six games as a rookie. He rushed for 12 yards on nine attempts and added 41 yards on three catches. He also ranked second on the team with 10 kickoff returns for 215 yards (21.5 avg.).
- In four seasons at Sacred Heart (2018-21), he saw action in 32 games and logged 593 carries for 3,467 yards (5.8 avg.) and 29 touchdowns. He added 28 receptions for 412 yards (14.7 avg.) and five scores, plus 10 kickoff returns for 108 yards and two punt returns for 10 yards.
- As a senior in 2021, played in five games and posted 91 rushes for 542 yards (6.0 avg.) and three touchdowns.
- As a junior in 2020, appeared in four games and rushed 93 times for 717 yards (7.7 avg.) and eight scores.
- He is a native of Bowie, Md.

TITANS TIGHT ENDS

No.	Name	Ht	Wt	Exp	College
87	Mack, Alizé (IR)	6-4	251	1	Notre Dame
85	Okonkwo, Chig	6-3	238	2	Maryland
88	Wesco, Trevon	6-3	267	5	West Virginia
81	Whyte, Josh	6-7	248	R	Cincinnati

#85 • TE CHIG OKONKWO

6-3, 238, 2nd Year, Maryland
[Click for complete bio](#)



Tight end **Chig Okonkwo** (pronounced "CHIGG oh-KAHN-kwoh") is in his second NFL season in 2023. He was selected by the Titans in the fourth round (143rd overall) of the 2022 NFL Draft.

During his rookie season, he appeared in all 17 games with eight starts and totaled 32 receptions for 450 yards (14.1 avg.) and three touchdowns. His yardage total ranked second on the team. He also tied for fifth on the team with seven special teams tackles. He was named to the Pro Football Writers of America All-Rookie team.

Okonkwo's 450 receiving yards in 2022 established a new record for franchise rookie tight ends, surpassing **Ben Troupe's** 329 yards in 2004. Okonkwo tied **Chris Dressel** (32 receptions in 1983) for the third-best reception total among all Titans/Oilers rookie tight ends, trailing only **Bo Scaife** (37 in 2005) and Troupe (33 in 2004), and he became the second rookie tight end in franchise history with at least three touchdown catches, joining Dressel (four in 1983).

The Powder Springs, Ga., native appeared in 37 games with 20 starts over four seasons (2018-21) at Maryland and caught 77 passes for 717 yards and eight touchdowns. He added three carries for 72 yards and three touchdowns, including a career-long rush of 54 yards.

As a senior in 2021, he started all 13 games and posted career-high marks with 52 catches for 447 yards and a team-leading five touchdowns. His 52 receptions ranked second in Terrapins history for a single season



by a tight end, behind only former Titans tight end **Frank Wycheck** (58 in 1990). Okonkwo's 447 receiving yards were the most by a Terps tight end in a season since **Vernon Davis** (871 in 2005).

He sat out the 2020 season with myocarditis due to COVID-19. Prior to then, he saw action in 12 games (four starts) as a freshman and 12 games (three starts) as a sophomore.

Okonkwo's Career Regular Season Statistics:

Year	Team	GP	GS	Rec	Yds	Avg	Lg	TD
2022	Ten	17	8	32	450	14.1	48	3
2023	Ten	1	1	0	0	-	-	0
Totals		18	9	32	450	14.1	48	3

Okonkwo's Regular Season Single-Game Highs:

- Receptions** - 6 vs. Jacksonville (12/11/22)
- Receiving Yards** - 68 at Philadelphia (12/4/22)
- Long Reception** - 48 at Kansas City (11/6/22)
- Receiving Touchdowns** - 1 (Three times, last at Jacksonville, 1/7/23)

NFL TIGHT ENDS IN 2022, WEEK 9-18

In 2022, Titans rookie **Chig Okonkwo** was one of the NFL's most productive tight ends during the second half of his rookie season. From Week 9 through the end of the season, his 398 receiving yards ranked fifth in the NFL behind only four veterans: **Travis Kelce** (785), **T.J. Hockenson** (519), **George Kittle** (446) and **Evan Engram** (436).

Most receiving yards among NFL tight ends in 2022 from Week 9 to Week 18:

player	Team	Rec	Yards	Avg	Lg	TD	
1.	Travis Kelce	Kansas City Chiefs	63	785	12.5	52	5
2.	T.J. Hockenson	Minnesota Vikings	60	519	8.7	21	3
3.	George Kittle	San Francisco 49ers	32	446	13.9	54t	9
4.	Evan Engram	Jacksonville Jaguars	41	436	10.6	36	3
5.	Chig Okonkwo	Tennessee Titans	27	398	14.7	48	2
6.	Cole Kmet	Chicago Bears	36	385	10.7	50t	6
7.	Dalton Schultz	Dallas Cowboys	37	374	10.1	22	5
8.	Pat Freiermuth	Pittsburgh Steelers	31	365	11.8	57	1
9.	Dawson Knox	Buffalo Bills	31	359	11.6	45	4
10.	Mark Andrews	Baltimore Ravens	31	359	11.6	36	0

ROOKIE TIGHT ENDS IN 2022

Chig Okonkwo was selected by the Titans in the fourth round of the 2022 NFL Draft. He was the 143rd overall pick and the 10th tight end selected in the draft. Nevertheless, he led all tight ends in his rookie class with 450 receiving yards. His 32 receptions ranked fourth within the group, while his three touchdown catches tied for the lead (**Isaiah Likely** and **Jelani Woods**).

Among rookies at all positions, Okonkwo's 450 receiving yards ranked eighth.

Most receiving yards by rookie tight ends in 2022:

Player	Team	Draft Round		Rec	Yards	Avg	TD
		(Overall)					
1.	Chig Okonkwo	Ten	4 (143)	32	450	14.1	3
2.	Greg Dulcich	Den	3 (80)	33	411	12.5	2
3.	Cade Otton	TB	4 (106)	42	391	9.3	2
4.	Isaiah Likely	Bal	4 (139)	36	373	10.4	3
5.	Jelani Woods	Ind	3 (73)	25	312	12.5	3
6.	Daniel Bellinger	NYG	4 (112)	30	268	8.9	2
7.	Trey McBride	Ari	2 (55)	29	265	9.1	1
8.	Jake Ferguson	Dal	4 (129)	19	174	9.2	2
9.	Connor Heyward	Pit	6 (208)	12	151	12.6	1
10.	Teagan Quitoriano	Hou	5 (170)	7	113	16.1	2
	James Mitchell	Det	5 (177)	11	113	10.3	1

FRANCHISE ROOKIE TIGHT ENDS

In 2022, **Chig Okonkwo** had one of the most productive seasons in franchise history by a rookie tight end. His 450 receiving yards established a new record for Titans/Oilers rookies at his position, while his 32 receptions tied for the third-best total among the organization's rookies at his position. The fourth-round pick from the University of Maryland also became the second Titans/Oilers rookie tight end with three or more touchdown receptions, joining **Chris Dressel**, who had four touchdown catches after entering the NFL in 1983.

Most receiving yards by a rookie tight end in franchise history:

Player	Rookie Year	Receiving Yards
1. Chig Okonkwo	2022	450
2. Ben Troupe	2004	329
3. Chris Dressel	1983	316
4. Bo Scaife	2005	273
5. Willie Frazier	1964	227

Most receptions by a rookie tight end in franchise history:

Player	Rookie Year	Receptions
1. Bo Scaife	2005	37
2. Ben Troupe	2004	33
3. Chig Okonkwo	2022	32
Chris Dressel	1983	32
5. Erron Kinney	2000	19

Most touchdown receptions by a rookie tight end in franchise history:

Player	Rookie Year	TD Receptions
1. Chris Dressel	1983	4
2. Chig Okonkwo	2022	3
3. Jonnu Smith	2017	2
Bo Scaife	2005	2
Willie Frazier	1964	2



MORE TITANS TIGHT ENDS

88 - TE TREVON WESCO

6-3, 267, 5th Year/1st with Titans, West Virginia

- Trevon Wesco (name pronounced "tray-VON WESK-oh") was signed by the Titans as an unrestricted free agent on March 31, 2023.
- Joined the Titans after one season with the Chicago Bears.
- After he was selected by the New York Jets in the fourth round (121st overall) of the 2019 NFL Draft, he spent three seasons with the Jets before moving on to the Bears. In 54 total games (13 starts) with the Jets and Bears, he accumulated 113 yards on eight receptions and added six special teams tackles.
- Prior to the 2022 season, Wesco was acquired by the Bears off waivers from the Jets. He saw action in 14 games with one start for Chicago, catching two passes for 26 yards and adding a special teams stop. He also caught a pass for a two-point conversion.
- Wesco played three seasons at West Virginia University (2016-18) after transferring from Lackawanna College (2014-15). At West Virginia, he appeared in 35 games, totaling 28 receptions for 373 yards and two touchdowns. He was a first-team All-Big 12 selection as a senior after registering 26 catches for 366 yards and a score.
- He is a native of Martinsburg, W.Va.



2023 Game Notes:

- At New Orleans (9/10), started in his Titans debut.

81 - TE JOSH WHYLE

6-7, 248, Rookie, Cincinnati

- Josh Whyle (last name pronounced "WHY-lee") was selected by the Titans in the fifth round (147th overall) of the 2023 NFL Draft.
- In five seasons at Cincinnati (2018-22), Whyle appeared in 52 games with 20 starts and tallied 88 receptions for 1,062 yards with 15 touchdowns with all but two catches coming in his final three seasons. He set the Cincinnati school record for career touchdown receptions by a tight end (15), breaking Brent Celek's mark.
- As a senior in 2022, he appeared in 12 games with 10 starts and collected All-AAC first-team honors. As a team captain, he hauled in 32 passes for 326 yards with three touchdowns.
- As a junior in 2021, he played in 14 games with eight starts and earned All-AAC honorable mention accolades. He finished second on the squad with six touchdowns to go along with his 332 receiving yards on 26 catches. He scored five touchdowns in four weeks from Oct. 23 to Nov. 12.
- He is a native of Cincinnati, Ohio.



2023 Game Notes:

- At New Orleans (9/10), made his NFL debut.



TITANS WIDE RECEIVERS

No.	Name	Ht	Wt	Exp	College
16	Burks, Treylon	6-2	225	2	Arkansas
14	Dowell, Colton	6-3	212	R	Tennessee-Martin
10	Hopkins, DeAndre	6-1	212	11	Clemson
5	Jackson, Kearis	5-11	196	R	Georgia
11	Moore, Chris	6-1	200	8	Cincinnati
18	Philips, Kyle (IR)	5-11	189	2	UCLA
15	Westbrook-Ikhine, Nick	6-2	211	4	Indiana

#16 • WR TREYLON BURKS

6-2, 225, 2nd Year, Arkansas

[Click for complete bio](#)



Wide receiver **Treylon Burks** is in his second NFL season in 2023. He was selected by the Titans in the first round (18th overall) of the 2022 NFL Draft.

As a rookie, Burks appeared in 11 games with six starts, totaling 33 receptions for 444 yards and one touchdown. His reception total tied for third place on the team, while his yardage total tied for third on the squad. Among NFL rookies in 2022, Burks' 444 receiving yards ranked ninth.

In three seasons (2019-21) at the University of Arkansas, Burks appeared in 32 career games with 30 starts. He totaled 146 receptions for 2,399 yards and 18 touchdowns to go along with 32 rushing attempts for 222 yards and one score. He returned 13 punts for 134 yards (10.3-yard average) and returned 11 kickoff returns for 226 yards (20.5 avg.).

At the conclusion of his collegiate career, he ranked sixth in Razorbacks history in career receptions and receiving yards, and his touchdown reception total tied for fifth all-time. He set an Arkansas record with 10 career 100-yard receiving games, including a school-record six 100-yard receiving performances in his final year.

Burks earned All-SEC honors in each of his three seasons: in 2019, second-team All-SEC as a returner and All-Freshman as a receiver; second-team All-SEC in 2020; and first-team All-SEC in 2021.

The Warren, Ark., native was drafted with the highest pick of any Arkansas player since **Darren McFadden** was taken fourth overall in 2008, and Burks was the first Arkansas wide receiver to be selected in the first round since **Matt Jones** was taken 21st overall by Jacksonville in 2006.

As a junior in 2021, Burks was named first-team All-SEC after totaling 66 receptions (seventh in the SEC) for 1,104 yards (fourth) and 11 touchdowns (fourth). His 92.0 receiving yards per game ranked third in the SEC behind only **Jameson Williams** (104.8) and **Wan'Dale Robinson** (102.6).

As a sophomore in 2020, he was named second-team All-SEC after contributing 51 receptions for 820 yards and seven touchdowns. His 91.1 receiving yards per game ranked third in the SEC behind only **Elijah Moore** (149.1) and **DeVonta Smith** (142.8).

2023 Game Notes:

- At New Orleans (9/10), caught two passes for 18 yards and rushed once for nine yards.

Burks' Career Regular Season Statistics:

Year	Team	GP	GS	Rec	Yds	Avg	Lg	TD
2022	Ten	11	6	33	444	13.5	51	1
2023	Ten	1	1	2	18	9.0	14	0
Totals		12	7	35	462	13.2	51	1

Burks' Regular Season Single-Game Highs:

- Receptions** - 7 at Green Bay (11/17/22)
- Receiving Yards** - 111 at Green Bay (11/17/22)
- Long Reception** - 51 (Twice, last vs. Cincinnati, 11/27/22)
- Receiving Touchdowns** - 1 at Philadelphia (12/4/22)

#10 • WR DeANDRE HOPKINS

6-1, 212, 11th Year/1st with Titans, Clemson
[Click for complete bio](#)



Wide receiver **DeAndre Hopkins** is in his 11th NFL season and his first campaign with the Titans in 2023. He was signed by the team prior to training camp.

Hopkins entered the league as the 27th overall pick in the 2013 NFL Draft out of Clemson and spent his first seven seasons with the Houston Texans before being traded to the Arizona Cardinals in 2020.

In his first 10 seasons, Hopkins established himself as one of the premier receivers in NFL history. During that 10-year period, he ranked first in receptions (853), first in first-down receptions (594), second in receiving yards (11,298), fourth in receiving touchdowns (71), and first in receptions of 25-plus yards (102).

From 2013 through 2022, Hopkins surpassed 100 receptions four times, had six seasons reaching 1,000 receiving yards, recorded three seasons with at least 10 touchdowns, and posted 100 or more receiving yards in a game 40 times.

He has been named to five Pro Bowls (2015, 2017-20) and received AP All-Pro honors four times—first-team All-Pro from 2017 to 2019 and second-team All-Pro in 2020.

Through 2022, he had at least one reception in all 145 career games he played during the regular season. That represents the longest active streak in the NFL at the conclusion of 2022 and the fourth-longest streak in the Super Bowl era to begin a career. Hopkins was the only NFL player to have 100-plus receptions every season between 2018-20.

During the 2022 campaign with the Cardinals, Hopkins finished with a team-high 64 receptions for 717 yards (second on the team) and three touchdowns despite being limited to nine contests. His average of 7.1 receptions per game ranked fourth in the NFL among all players. His three games with 10-plus receptions matched the second most in franchise annals behind **Larry Fitzgerald's** four such performances in 2017.

At the conclusion of his tenure with the Texans (2013-19), Hopkins owned several franchise records, including franchise marks for career receiving average (13.6), receptions in a season (115 in 2018; tied Andre Johnson, 2008), receiving touchdowns in a season (13 in 2017) and receiving first downs in a season (83 in 2015). When he left Houston, he ranked second on the franchise's all-time career charts in receptions (632), receiving yards (8,602) and touchdown catches (54), trailing only **Andre Johnson** in each category.

The Central, S.C., native appeared in 39 games with 32 starts over three seasons (2010-12) at Clemson and totaled 206 receptions for 3,020 yards and 27 touchdowns. He left Clemson ranked first in school history in receiving yards, first in receiving touchdowns, first in 100-yard receiving games (12) and second in receptions. As a junior (2012), he led the team with 82 receptions for 1,405 yards and 18 touchdowns.

2023 Game Notes:

➤ **At New Orleans (9/10)**, made his Titans debut and led the team with seven receptions for 65 yards, including a 16-yard catch to convert a third-and-10 in the fourth quarter. He was the first Titans player with seven receptions in a contest since Treylon Burks (seven) at Green Bay on Nov. 17, 2022. Hopkins extended his active streak to 146 consecutive games with a reception—every game he has played since he entered the NFL. It is the longest active streak in the NFL.

Hopkins' Career Regular Season Statistics:

Year	Team	GP	GS	Rec	Yds	Avg	Lg	TD
2013	Hou	16	16	52	802	15.4	66	2
2014	Hou	16	16	76	1,210	15.9	76t	6
2015	Hou	16	16	111	1,521	13.7	61t	11
2016	Hou	16	16	78	954	12.2	51	4
2017	Hou	15	15	96	1,378	14.4	72t	13
2018	Hou	16	16	115	1,572	13.7	49t	11
2019	Hou	15	15	104	1,165	11.2	43t	7
2020	Ari	16	16	115	1,407	12.2	60	6
2021	Ari	10	10	42	572	13.6	55	8
2022	Ari	9	9	64	717	11.2	33t	3
2023	Ten	1	1	7	65	9.3	16	0
Totals		146	146	860	11,363	13.2	76t	71

Hopkins' Career Postseason Statistics:

Year	Team	GP	GS	Rec	Yds	Avg	Lg	TD
2015	Hou	1	1	6	69	11.5	17	0
2016	Hou	2	2	11	132	12.0	38	1
2018	Hou	1	1	5	37	7.4	13	0
2019	Hou	2	2	15	208	13.9	41	0
Playoff Totals		6	6	37	446	12.1	41	1

Hopkins' Regular Season Single-Game Highs:

Receptions - 14 at San Francisco (9/13/20)
Receiving Yards - 238 vs. Tennessee (11/30/14)
Long Reception - 76t vs. Washington (9/7/14)
Touchdowns - 3 vs. Kansas City (10/8/17)
Rushes - 1 (Four times, last vs. Philadelphia, 12/20/20)
Rushing Yards - 12 vs. Denver (12/8/19)
Longest Rush - 12 vs. Denver (12/8/19)

Hopkins' Playoff Single-Game Highs:

Receptions - 9 at Kansas City (1/12/20)
Receiving Yards - 118 at Kansas City (1/12/20)
Long Reception - 41 vs. Buffalo (1/4/20)
Touchdowns - 1 vs. Oakland (1/7/17)

NFL LEADERS SINCE 2013

Since entering the NFL as a first-round pick in 2013, Titans wide receiver **DeAndre Hopkins** ranks among the league leaders in several receiving categories.

Most receptions since 2013:

Player	Current/Last Team	Receptions
1. DeAndre Hopkins	Tennessee Titans	860
2. Travis Kelce	Kansas City Chiefs	814
3. Keenan Allen	Los Angeles Chargers	802
4. Antonio Brown	Tampa Bay Buccaneers	777
5. Davante Adams	Las Vegas Raiders	775
6. Julio Jones	Tampa Bay Buccaneers	770
7. Jarvis Landry	New Orleans Saints	713
8. Stefon Diggs	Buffalo Bills	703
9. Mike Evans	Tampa Bay Buccaneers	689
10. Zach Ertz	Arizona Cardinals	688

Most receiving yards since 2013:

Player	Current/Last Team	Receiving Yards
1. Julio Jones	Tampa Bay Buccaneers	11,472
2. DeAndre Hopkins	Tennessee Titans	11,363
3. Mike Evans	Tampa Bay Buccaneers	10,491
4. Travis Kelce	Kansas City Chiefs	10,344
5. Antonio Brown	Tampa Bay Buccaneers	10,229
6. Davante Adams	Las Vegas Raiders	9,703
7. Keenan Allen	Los Angeles Chargers	9,363
8. T.Y. Hilton	Dallas Cowboys	8,951
9. Stefon Diggs	Buffalo Bills	8,812
10. Brandin Cooks	Dallas Cowboys	8,638

Most receiving touchdowns since 2013:

Player	Current/Last Team	Receiving TDs
1. Davante Adams	Las Vegas Raiders	87
2. Mike Evans	Tampa Bay Buccaneers	82
3. Antonio Brown	Tampa Bay Buccaneers	76
4. DeAndre Hopkins	Tennessee Titans	71
5. Travis Kelce	Kansas City Chiefs	69
6. Tyreek Hill	Miami Dolphins	65
7. Jimmy Graham	New Orleans Saints	60
8. Stefon Diggs	Buffalo Bills	59
9. Marvin Jones	Detroit Lions	57
10. Odell Beckham Jr.	Baltimore Ravens	56

Most 100-yard receiving games since 2013:

Player	Current/Last Team	100-Yard Rec Games
1. Julio Jones	Tampa Bay Buccaneers	50
2. Antonio Brown	Tampa Bay Buccaneers	43
3. DeAndre Hopkins	Tennessee Titans	39
Davante Adams	Las Vegas Raiders	39
5. Travis Kelce	Kansas City Chiefs	35
6. Mike Evans	Tampa Bay Buccaneers	33
Keenan Allen	Los Angeles Chargers	33
8. Stefon Diggs	Buffalo Bills	31
9. Amari Cooper	Cleveland Browns	30
10. T.Y. Hilton	Dallas Cowboys	29

CONSECUTIVE GAMES WITH RECEPTION

DeAndre Hopkins has at least one reception in every game he has played during his career. He owns the longest active streak in the NFL and the fourth-longest streak to begin a career in the Super Bowl era (since 1966).

Most consecutive games with at least one reception, active streak:

Player	Current Team	Games
1. DeAndre Hopkins	Tennessee Titans	146
2. Travis Kelce	Kansas City Chiefs	143
3. Stefon Diggs	Buffalo Bills	119
4. Zach Ertz	Arizona Cardinals	117
5. Davante Adams	Las Vegas Raiders	115
6. Allen Robinson	Pittsburgh Steelers	111
7. Cole Beasley	New York Giants	101
8. T.Y. Hilton	Dallas Cowboys	100
9. George Kittle	San Francisco 49ers	83
10. Evan Engram	New York Giants	78

Consecutive games with a reception to begin a career, Super Bowl era (1966–present):

Player	Position	Games
1. Marvin Harrison	WR	190
2. Keyshawn Johnson	WR	167
3. Marshall Faulk	RB	158
4. DeAndre Hopkins	WR	146 (active)
5. Jeremy Shockey	TE	136
6. Calvin Johnson	WR	135
7. Michael Crabtree	WR	120
8. Stefon Diggs	WR	119 (active)
9. Allen Robinson	WR	111 (active)
10. Randy Moss	WR	101

RECEPTIONS PER GAME IN 2022

DeAndre Hopkins totaled 64 receptions for 717 yards and three touchdowns in 2022 despite being limited to nine games. His average of 7.1 receptions per game ranked fourth in the NFL among all players.

Most receptions per game in 2022:

Player	Team	Games	Receptions	Per Game
1. Cooper Kupp	LA Rams	9	75	8.3
2. Justin Jefferson	Minnesota	17	128	7.5
3. Ja'Marr Chase	Cincinnati	12	87	7.3
4. DeAndre Hopkins	Arizona	9	64	7.1
5. Tyreek Hill	Miami	17	119	7.0
6. Chris Godwin	Tampa Bay	15	104	6.9
7. Stefon Diggs	Buffalo	16	108	6.8
8. Amon-Ra St. Brown	Detroit	16	106	6.6
Keenan Allen	LA Chargers	10	66	6.6
10. Travis Kelce (TE)	Kansas City	17	110	6.5

PLAYERS WITH 800/11,000/70

Wide receiver DeAndre Hopkins is one of 23 players in NFL history to reach 800 receptions, 11,000 receiving yards and 70 touchdown catches during a career.

Players in NFL history with 800 receptions, 11,000 receiving yards and 70 touchdown catches:

Player	Receptions	Yards	Rec TDs
Jerry Rice ^{HOF}	1,549	22,895	197
Larry Fitzgerald	1,432	17,492	121
Tony Gonzalez ^{HOF}	1,325	15,127	111
Jason Witten	1,228	13,046	74
Marvin Harrison ^{HOF}	1,102	14,580	128
Cris Carter ^{HOF}	1,101	13,899	130
Tim Brown ^{HOF}	1,094	14,934	100
Terrell Owens ^{HOF}	1,078	15,934	153
Anquan Boldin	1,076	13,779	82
Reggie Wayne	1,070	14,345	82
Andre Johnson	1,062	14,185	70
Steve Smith	1,031	14,731	81
Isaac Bruce ^{HOF}	1,024	15,208	91
Hines Ward	1,000	12,083	85
Randy Moss ^{HOF}	982	15,292	156
Brandon Marshall	970	12,351	83
Antonio Gates	955	11,841	116
Andre Reed ^{HOF}	951	13,198	87
Antonio Brown	928	12,291	83
Torry Holt	920	13,382	74
DeAndre Hopkins	860	11,363	71
Irving Fryar	851	12,785	84
Steve Largent ^{HOF}	819	13,089	100

HOF - Member of the Pro Football Hall of Fame

YOUNGEST TO 800 AND 11,000

As a member of the Arizona Cardinals on Oct. 30, 2022, Hopkins' first catch of the game at Minnesota was the 800th reception of his career. Only two players in NFL history reached 800 receptions at a younger age than Hopkins (30 years, 146 days)—Larry Fitzgerald and Antonio Brown.

Youngest players in NFL history to reach 800 career receptions:

Player	Age Reaching 800 Receptions
1. Larry Fitzgerald	30 years, 57 days
2. Antonio Brown	30 years, 138 days
3. DeAndre Hopkins	30 years, 146 days
4. Jason Witten (TE)	30 years, 238 days
5. Andre Johnson	31 years, 165 days

On Nov. 21, 2022, DeAndre Hopkins had 91 yards against the 49ers to surpass 11,000 receiving yards for his career. At 30 years, 168 days old, he became the fourth-youngest player in NFL history to reach the milestone.

Youngest players in NFL history to reach 11,000 career receiving yards:

Player	Age Reaching 11,000 Yards
1. Calvin Johnson	30 years, 33 days
2. Larry Fitzgerald	30 years, 85 days
3. Antonio Brown	30 years, 159 days
4. DeAndre Hopkins	30 years, 168 days
5. Randy Moss	30 years, 222 days

HOPKINS' CAREER 100-YARD RECEIVING GAMES

Date	Opp	W/L	Rec.	Yds.	Avg.	Lg	TD
11/30/14	Tennessee	W	9	238	26.4	58t	2
10/29/17	at Seattle	L	8	224	28.0	72t	1
12/15/18	at NY Jets	W	10	170	17.0	45t	2
10/8/15	Indianapolis	L	11	169	15.4	34	0
9/30/18	at Indianapolis	W	10	169	16.9	30	1
12/20/20	Philadelphia	W	9	169	18.8	45	1
10/30/22	at Minnesota	L	12	159	13.3	33	1
10/4/15	at Atlanta	L	9	157	17.4	28	0
10/7/18	Dallas	W	9	151	16.8	49	0
9/13/20	at San Francisco	W	14	151	10.8	33	0
12/10/17	San Francisco	L	11	149	13.5	29t	2
10/18/15	at Jacksonville	W	10	148	14.8	29	2
12/30/18	Jacksonville	W	12	147	12.3	43	0
9/27/20	Detroit	L	10	137	13.7	30	0
12/13/20	at NY Giants	W	9	136	15.1	41	0
10/11/20	at NY Jets	W	6	131	21.8	45	1
11/15/20	Buffalo	W	7	127	18.1	43t	1
11/27/17	at Baltimore	L	7	125	17.9	39	0
1/1/17	at Tennessee	L	7	123	17.6	51	0
12/8/19	Denver	L	7	120	17.1	43t	1
12/15/19	at Tennessee	W	6	119	19.8	35	0
11/22/15	NY Jets	W	5	118	23.6	61t	2
1/12/20 *	at Kansas City	L	9	118	13.1	38	0
9/15/13	Tennessee	W	7	117	16.7	28	1
12/27/15	at Tennessee	W	7	117	16.7	44	1
9/21/14	at NY Giants	L	6	116	19.3	49	0
11/2/14	Philadelphia	L	6	115	19.2	45	1
9/18/16	Kansas City	W	7	113	16.1	35	1
11/12/17	at LA Rams	L	7	111	15.9	36	0
9/9/19	at New Orleans	L	8	111	13.9	38	2
9/16/18	at Tennessee	L	6	110	18.3	31	1
10/27/19	Oakland	W	11	109	9.9	21	0
10/20/14	at Pittsburgh	L	6	108	18.0	32	0
10/1/17	Tennessee	W	10	107	10.7	21	1
10/20/19	at Indianapolis	L	9	106	11.8	21	1
11/4/18	at Denver	W	10	105	10.5	16t	1
12/23/18	at Philadelphia	L	9	104	11.6	18	0
10/25/20	Seattle	W	10	103	10.3	35t	1
10/20/22	New Orleans	W	10	103	10.3	18	0
9/27/15	Tampa Bay	W	8	101	12.6	29	1


* Playoffs



#15 • WR NICK WESTBROOK-IKHINE

6-2, 211, 4th Year, Indiana

[Click for complete bio](#)



Wide receiver **Nick Westbrook-Ikhine** is in his fourth NFL season in 2023. He was originally signed by the Titans as a rookie free agent on May 7, 2020.

From the beginning of 2021, his second year in the NFL, through his third year, Westbrook-Ikhine led the Titans in receiving yards (873) and touchdown catches (seven), and his 63 receptions in that time tied for first place.

In 2022, Westbrook-Ikhine appeared in all 17 games with a career-high 13 starts. He posted 25 catches for 397 yards and three touchdowns.

In 2021, he played in 16 games with seven starts. He ranked second on the team and set career highs with 38 receptions, 476 receiving yards and four touchdown catches, and he added three tackles on special teams. Westbrook-Ikhine was named the team's 2021 recipient of the Ed Block Courage Award.

As a rookie in 2020, he appeared in 14 games with one start and totaled three receptions for 33 yards, two special teams tackles and one reception for a two-point conversion. In one playoff game, he registered two catches for 17 yards and a special teams tackle.

A native of Lake Mary, Fla., he appeared in 52 games with 36 starts at Indiana University, where he totaled 144 receptions for 2,226 yards with 16 touchdowns over four seasons. He ranked sixth in school history in catches, seventh in yardage and touchdowns, and tied for seventh in 100-yard receiving games (six). He became the seventh Hoosier to reach 125 receptions and 2,000 yards. As a senior in 2019, he caught 42 passes for 572 yards and five touchdowns.

2023 Game Notes:

➤ **At New Orleans (9/10)**, ranked second on the team with four receptions and 58 receiving yards. He recorded catches of 21 and 24 yards in a span of three plays in the fourth quarter to help set up a field goal.

Westbrook-Ikhine's Career Regular Season Statistics:

Year	Team	GP	GS	Rec	Yds	Avg	Lg	TD
2020	Ten	14	1	3	33	11.0	19	0
2021	Ten	16	7	38	476	12.5	46	4
2022	Ten	17	13	25	397	15.9	63t	3
2023	Ten	1	0	4	58	14.5	24	0
Totals		48	21	70	964	13.8	63t	7

Westbrook-Ikhine's Career Postseason Statistics:

Year	Team	GP	GS	Rec	Yds	Avg	Lg	TD
2020	Ten	1	0	2	17	8.5	12	0
2021	Ten	1	0	0	0	-	0	0
Totals		2	0	2	17	8.5	12	0

Westbrook-Ikhine's Regular Season Single-Game Highs:

Receptions - 7 vs. Houston (11/21/21)
Receiving Yards - 119 vs. Denver (11/13/22)
Long Reception - 63t vs. Denver (11/13/22)
Receiving Touchdowns - 2 vs. Denver (11/13/22)

Westbrook-Ikhine's Playoff Single-Game Highs:

Receptions - 2 vs. Baltimore (1/10/21)
Receiving Yards - 17 vs. Baltimore (1/10/21)
Long Reception - 12 vs. Baltimore (1/10/21)



MORE TITANS WIDE RECEIVERS

14 - WR COLTON DOWELL

6-3, 312, Rookie, Tennessee-Martin

- The Titans selected Colton Dowell with the 228th overall pick in the seventh round of the 2023 NFL Draft.
- During six seasons at Tennessee-Martin, Dowell appeared in 47 games with 34 starts and recorded 177 receptions for 2,796 yards and 19 touchdowns. He established a new UT-Martin record for career receiving yardage and also registered 11 career 100-yard receiving performances.
- He earned first-team All-OVC honors in 2020 and 2022 and second-team All-OVC honors in 2019 and 2021.
- As a graduate in 2022, he started all 11 games for the Skyhawks at wide receiver and tallied 67 receptions for 1,036 yards and six touchdowns to lead the team to an OVC Championship. He became the fourth player in program history to eclipse 1,000 receiving yards in a season, averaging 15.5 yards per reception and 94.7 all-purpose yards per game. Within the conference, he finished in the top five in receptions (second), receiving yards (second), receiving yards per game (second) and touchdowns (fourth). Among all FCS players, he ranked ninth in receiving yards per game, 13th in receiving yards and 19th in receptions per game.
- As a senior in 2021, he started six games for the Skyhawks before suffering a season-ending injury. His totals included 22 receptions for 398 yards and two touchdowns.
- He is a native of Lebanon, Tenn.



5 - WR KEARIS JACKSON

5-11, 196, Rookie, Georgia

- Kearis Jackson (first name pronounced "key-AIR-iss") was signed by the Titans as a rookie free agent following the 2023 NFL Draft.
- Jackson appeared in 55 games with 14 starts over five seasons at Georgia (2018-22). His career totals included 78 receptions for 1,107 yards and four touchdowns, and he also returned 35 kickoffs for 805 yards and 42 punts for 338 yards.
- As a graduate in 2022, he played in all 15 games with three starts and finished with 21 receptions for 320 yards. He also returned 18 kickoffs for 391 yards. His efforts helped the Bulldogs to a perfect 15-0 record, an SEC championship and a second consecutive national championship.
- As a senior in 2021, he played in 15 games with two starts, totaling 16 receptions for 194 yards and one touchdown to go along with 22 punt returns for 189 yards (8.6-yard average) and six kickoff returns for 116 yards. He helped the Bulldogs to an FBS championship.
- He is a native of Fort Valley, Ga.




2023 Game Notes:

- **At New Orleans (9/10)**, returned four punts for 37 yards (9.3 avg.), including a 14-yard return, in his NFL debut.

11 - WR CHRIS MOORE

6-1, 200, 4th Year/1st with Titans, Cincinnati

- Chris Moore was signed by the Titans as an unrestricted free agent on April 19, 2023 after spending five seasons with the Baltimore Ravens (2016-20) and two seasons with the Houston Texans (2021-22).
- In 2022, he appeared in 16 games with seven starts for the Texans and tallied career highs in receptions (48) and receiving yards (548) to go along with two receiving scores.
- After being selected by the Ravens in the fourth round (107th overall) of the 2016 NFL Draft, Moore recorded 47 receptions for 511 yards with four touchdowns in five seasons with the team. He also excelled on special teams with the Ravens in returning kicks, as well as in punt coverage where he scored two touchdowns, one on a block return in 2016 and one recovering a loose ball in 2017.
- Moore played four seasons at the University of Cincinnati (2012-15), where he amassed 119 receptions for 2,301 yards and 26 touchdowns in 50 games played (34 starts). He left the school as the Bearcats' all-time leader in touchdown receptions and ranked sixth in receiving yards in program history.
- He is a native of Tampa, Fla.




2023 Game Notes:

- **At New Orleans (9/10)**, made his Titans debut.

18 - WR KYLE PHILIPS

5-11, 189, 2nd Year, UCLA

- The Titans selected Kyle Philips with the 163rd overall pick in the fifth round of the 2022 NFL Draft.
- As a rookie in 2022, Philips appeared in four games before ending the campaign on injured reserve. He totaled eight receptions for 78 yards and five punt returns for 62 yards (12.4 avg.).
- Started 23 of his 34 games during a four-year career at UCLA, where he totaled 163 receptions for 1,821 yards and 17 touchdowns. He added 25 punt returns for 496 yards (19.8 avg.) with two touchdowns.
- He registered at least one reception in 32 of his 34 college games, including a streak of 29 straight games to end his career.
- At the end of his UCLA career, he ranked fourth on the school's all-time career receptions list. He was the first Bruin to lead the team in receptions in three straight seasons since Craig Bragg from 2001 to 2004.
- As a junior in 2021, he led the Bruins in receptions (59), receiving yards (739) and receiving touchdowns (10). He also led the team in punt returns (nine) and punt return average (22.6).
- As a redshirt freshman in 2019, he posted a career-high 60 receptions for 681 yards and five touchdowns.
- He is a native of San Marcos, Calif.



2023 Game Notes:

- Placed on injured reserve on Aug. 31, 2023.





TITANS OFFENSIVE LINEMEN

CENTERS

No.	Name	Ht	Wt	Exp	College
55	Brewer, Aaron	6-1	295	4	Texas State
62	Levin, Corey	6-4	307	5	Chattanooga
67	Newman, Xavier	6-2	297	1	Baylor

GUARDS

No.	Name	Ht	Wt	Exp	College
60	Brunskill, Daniel	6-5	300	5	San Diego State
75	Radunz, Dillon	6-6	301	3	North Dakota State
77	Skoronski, Peter	6-4	313	R	Northwestern


TACKLES

No.	Name	Ht	Wt	Exp	College
71	Dillard, Andre	6-5	315	5	Washington State
79	Duncan, Jaelyn	6-6	306	R	Maryland
66	Hubbard, Chris	6-4	295	10	Alabama-Birmingham
78	Petit-Frere, Nicholas*	6-5	316	2	Ohio State

* Reserve/Suspended

#60 • OL DANIEL BRUNSKILL

6-5, 300, 5th Year/1st with Titans, San Diego State
[Click for complete bio](#)



Daniel Brunskill is in his fifth NFL season and his first campaign with the Titans in 2023. He was signed as an unrestricted free agent on March 20, 2023.

Brunskill joined the Titans after spending four seasons (2019-22) with the San Francisco 49ers. In San Francisco, he appeared in 61 games and totaled 42 starts, including starts at every offensive line position: one at left tackle, one at left guard, eight at center, 28 at right guard and four at right tackle. During his four years with San Francisco, the 49ers ranked fifth in the NFL in rushing yards (8,772) and third in rushing touchdowns (84).

Brunskill also arrived in Tennessee with nine games of postseason experience, including a Super Bowl appearance during the 2019 season.

In 2022, Brunskill played in 14 contests with one start at left guard and one start at right guard. He contributed to an offense that ranked fifth in the league in total yards and sixth in scoring.

In 2021, he recorded a career-high 17 starts, all at right guard.

In 2017, Brunskill entered the NFL as an undrafted college free agent with the Atlanta Falcons. He spent two years on Atlanta's practice squad before signing with San Francisco in 2019.

The Valley Center, Calif., native played four seasons at San Diego State University (2013-16), where he appeared in 54 games with 32 starts. He switched from tight end to offensive line prior to his senior season and finished his college career with 15 receptions for 143 yards and three touchdowns.

Brunskill's Career Regular Season Games Played/Games Started:


Year	Team	GP	GS	Starts by Position
2019	SF	14	7	RT-4, RG-2, LT-1
2020	SF	16	16	RG-8, C-8
2021	SF	17	17	RG-17
2022	SF	14	2	RG-1, LG-1
2023	Ten	1	1	RG-1
NFL Totals		62	43	RG-29, C-8, RT-4, LG-1, LT-1

Brunskill's Career Postseason Games Played/Games Started:

Year	Team	GP	GS	Starts by Position
2019	SF	3	0	
2021	SF	3	3	RG-3
2022	SF	3	0	
Playoff Totals		9	3	RG-3

#71 • OL ANDRE DILLARD

6-5, 315, 5th Year/1st with Titans, Washington State
[Click for complete bio](#)



Andre Dillard is in his fifth NFL season and his first campaign with the Titans in 2023. He was signed as an unrestricted free agent on March 20, 2023.

Dillard joined the Titans after spending four seasons (2019-22) with the Philadelphia Eagles. In Philadelphia, he played in 43 games with nine starts, including eight starts at left tackle and one start at right tackle.

In 2022, he appeared in 12 games and added three games played during the postseason. He was part of a team that won the NFC and advanced to Super Bowl LVII.

In 2021, the Eagles led the NFL in rushing offense (159.7 yards/game). Dillard recorded 15 games played and five starts.

As a rookie in 2019, Dillard played in every game and notched four starts—three at left tackle and one at right tackle.

The Eagles selected Dillard in the first round (22nd overall) of the 2019 NFL Draft following his career at Washington State, where he earned All-America honors as a senior after allowing one sack in 722 pass-blocking snaps. He played 42 games during his college career, including 39 starts at left tackle to end his college career for the Cougars.

He is a native of Woodinville, Wash.

#55 • OL AARON BREWER

6-1, 295, 4th Year, Texas State
[Click for complete bio](#)



Aaron Brewer is in his fourth NFL season in 2023. He was signed by the Titans as an undrafted free agent on May 7, 2020.

In 2022, Brewer played in every game and started every game for the first time in his career. He started 15 contests at left guard and two games at center, and he helped running back Derrick Henry finish second in the NFL with 1,538 rushing yards.

In 2021, he appeared in 12 games with a career-high five starts, including three starts at right guard and two starts at left guard.

As a rookie in 2020, he appeared in 12 games with one start at left guard (Nov. 22 at Baltimore) before landing on reserve/COVID-19 for the postseason.

The Dallas, Texas, native appeared in 48 games with 47 consecutive starts in four seasons at Texas State. During his college career, he started at least five games at every position on the offensive line. He totaled eight starts at left tackle, seven starts at left guard, 15 starts at center, five starts at right guard and 12 starts at right tackle.

As a senior, he started all 12 contests at right tackle and earned All-Sun Belt second-team recognition. He was the highest-graded offensive lineman in the Sun Belt Conference (82.8) by Pro Football Focus, surrendering just three combined sacks and hits in 496 snaps in pass protection.

Brewer's Career Regular Season Games Played/Games Started:

Year	Team	GP	GS	Starts by Position
2020	Ten	12	1	LG-1
2021	Ten	12	5	LG-2, RG-3
2022	Ten	17	17	LG-15, C-2
2023	Ten	1	1	C-1
NFL Totals		42	24	LG-18, RG-3, C-3


Brewer's Career Postseason Games Played/Games Started:

Year	Team	GP	GS	Starts by Position
2020	Ten	0	0	
2021	Ten	1	0	
Playoff Totals		1	0	



#77 • OL PETER SKORONSKI

6-4, 313, Rookie, Northwestern
[Click for complete bio](#)



Peter Skoronski was selected by the Titans with the 11th overall pick in the first round of the 2023 NFL Draft.

During a three-year career at Northwestern University, Skoronski started all 33 games at left tackle without missing a game. He earned second-team All-Big Ten honors as a freshman and first-team recognition in each of the next two seasons. He became the first offensive lineman in program history to earn two All-Big Ten first-team awards.

While he was a three-year starter at left tackle, he possesses the versatility to move inside to guard.

As a junior in 2022, he was named the Rimington-Pace Big Ten Offensive Lineman of the Year—the first ever by a Northwestern lineman—after starting all 12 games at left tackle. He was the first player in school history to become a unanimous first-team All-American and was named first-team All-Big Ten by coaches and media. He finished as a finalist for the 2022 Outland Trophy, recognizing nation's best college interior lineman on both offense and defense.

When the Titans drafted Skoronski, he became Northwestern's highest draft selection since guard **Chris Hinton** went to Denver with the fourth pick in 1983, and he was the 11th player in program history to be picked in the first round.

His grandfather, **Bob Skoronski Sr.**, was a left tackle for the Green Bay Packers, playing nine total seasons with the franchise. He was a permanent offensive captain for the Packers under **Vince Lombardi** and played on five NFL championship teams. In 1976, he was inducted into the Packers Hall of Fame. **Bob Skoronski Jr.**, Peter's father, was an All-Ivy League football player at Yale.

Peter Skoronski attended Maine South High School in Park Ridge, Ill.

Skoronski's 2023/Career Regular Season Games Played/Games Started:

Year	Team	GP	GS	Starts by Position
2023	Ten	1	1	LG-1

Skoronski's College Games Played/Games Started:

Year	Team	GP	GS	Starts by Position
2020	Northwestern	9	9	LT-9
2021	Northwestern	12	12	LT-12
2022	Northwestern	12	12	LT-12
Playoff Totals		33	33	LT-33



Dillard's Career Regular Season Games Played/Games Started:

Year	Team	GP	GS	Starts by Position
2019	Phi	16	4	LT-3, RT-1
2020	Phi	0	0	
2021	Phi	15	5	LT-5
2022	Phi	12	0	
2023	Ten	1	1	LT-1
NFL Totals		44	10	LT-9, RT-1

Dillard's Career Postseason Games Played/Games Started:

Year	Team	GP	GS	Starts by Position
2019	Phi	1	0	
2021	Phi	1	0	
2022	Phi	3	0	
Playoff Totals		5	0	

#78 • OL NICHOLAS PETIT-FRERE

6-5, 316, 2nd Year, Ohio State
[Click for complete bio](#)



Nicholas Petit-Frere (pronounced "puh-TEET FRAIR") is in his second NFL season in 2023. He was selected by the Titans with the 69th overall pick in the third round of the 2022 NFL Draft.

As a rookie, Petit-Frere started 16 games at right tackle. He joined **Michael Roos** (2005), **Chance Warmack** (2013) and **Jack Conklin** (2016) as the only offensive linemen in the franchise's "Titans era" (1999–present) to start at least 16 games as a rookie. Petit-Frere helped running back **Derrick Henry** rush for 1,538 yards, which ranked second in the NFL.

In four seasons at Ohio State, Petit-Frere saw action in 35 career games with 20 starts. He was a member of three consecutive Big Ten Conference championship teams (2018-20) and was a part of two Ohio State teams that qualified for the College Football Playoffs (2019-2020).

As a junior in 2021, he was named first team All-Big Ten by both the coaches and media after starting all 12 games at left tackle, helping Ohio State lead the nation in total offense and scoring offense. He added first-team All-American honors by the Football Writers Association of America and CBS Sports.

As a sophomore in 2020, he received second-team All-Big Ten honors after starting seven games at right tackle for the eighth-ranked rushing attack in the country. He was an Academic All-Big Ten selection.

Petit-Frere is a native of Tampa, Fla.

Petit-Frere's Career Regular Season Games Played/Games Started:

Year	Team	GP	GS	Starts by Position
2022	Ten	16	16	RT-16
2023*	Ten	0	0	
NFL Totals		16	16	RT-16

* On the reserve/suspended list to begin the 2023 season

MORE TITANS OFFENSIVE LINEMEN

79 - OL JAELYN DUNCAN

6-6, 306, Rookie, Maryland


- Jaelyn Duncan was selected by the Tennessee Titans in the sixth round (186th overall) of the 2023 NFL Draft.
- In five seasons at Maryland (2018-22), Duncan appeared in 42 games with 39 starts. A four-year starter on the offensive line, he won the starting left tackle position one game into his redshirt freshman campaign and went on to earn All-Big Ten honorable mention three times during his career (2020-22).
- As a senior in 2022, he played and started in 12 games at left tackle. He blocked for a Maryland passing offense that ranked third in the Big Ten in 2022 by averaging 259.8 yards per game through the air. Following the season, he was named honorable mention All-Big Ten and selected to participate in the Reese's Senior Bowl.
- As a junior in 2021, Duncan appeared in all 13 games with 11 starts at left tackle. He was part of an offense that set a program record for most passing yards in a season with 3,960, protecting quarterback Taulia Tagovailoa, who broke program records in passing yards (3,860), passing touchdowns (26), completions (328), completion percentage (69.2%) and 300-yard passing games (seven). Duncan was named honorable mention All-Big Ten.
- Duncan is a native of New Carrollton, Md.



66 - OL CHRIS HUBBARD

6-4, 295, 10th Year/1st with Titans, Alabama-Birmingham

- Chris Hubbard was signed by the Titans as a free agent on July 28, 2023.
- Hubbard entered the NFL as an undrafted rookie free agent with the Steelers in 2013. Over the next nine seasons, he played in 85 total games with 49 starts during his time with the Steelers (2013-17) and Cleveland Browns (2018-22). He recorded 41 starts at right tackle, four starts at right guard and four starts as an extra tight end.
- In 2022, he played in four games with one start for the Browns.
- In 2019, Hubbard started 13 games at right tackle with the Browns.
- In 2018, he started a career-high 16 games in his first year in Cleveland.
- During his college career at Alabama-Birmingham, he appeared in 40 games and notched 29 starts.
- A native of Columbus, Ga., Hubbard's uncle is former NFL player Brentson Buckner, currently the defensive line coach for the Jacksonville Jaguars.
- He is a native of Columbus, Ga.



62 - C/G COREY LEVIN

6-4, 307, 5th year, Chattanooga

- Corey Levin was claimed by the Titans off waivers from the New York Jets on Sept. 1, 2021, rejoining the team that selected him in the sixth round (217th overall) of the 2017 NFL Draft. After spending the first four games of 2021 on the practice squad, he was signed to the 53-man roster on Oct. 8.
- In 2022, he appeared in all 17 games, including starts at center in the final three games of the season.
- In 2021, he appeared in 12 games as a reserve.
- He played in 16 games during his previous stint with the Titans (2017-18) before spending time with Denver and Chicago in 2019 and New England in 2020. He signed with the Jets during the 2021 offseason and was there through the 2021 preseason.
- In 2018, he appeared in all 16 games for the Titans with one start (Oct. 21 vs. the Chargers in London).
- As a rookie in 2017, Levin spent the entire season on the 53-man roster but did not see game action. He was inactive 14 times and did not play in two other contests.
- A native of Dacula, Ga., he appeared in 52 career games with 51 starts at Chattanooga, 45 of which were consecutive. He developed versatility over his four-year collegiate career, making starts at left guard, and both tackle spots.



67 - C/G XAVIER NEWMAN

6-2, 297, 1st Year, Baylor

- Xavier Newman was signed by the Titans as a rookie free agent on May 13, 2022.
- In 2022, he appeared in one contest as a rookie (Dec. 29 against Dallas). He spent the first 14 games of the season on the practice squad.
- In five seasons at Baylor (2017-21), Newman appeared in 47 games with 37 starts. His starts included 28 games at left guard, eight games at right guard and one contest at center.
- As a graduate in 2021, he started all 14 games at left guard and helped pave the way for Baylor to average 219.3 rushing yards per game, ranking 10th nationally. He earned All-Big 12 honorable mention.
- Newman is a native of Desoto, Texas.



75 - OL DILLON RADUNZ

6-6, 301, 3rd Year, North Dakota State

- The Titans selected Dillon Radunz with the 53rd overall pick in the second round of the 2021 NFL Draft.
- In 2022, he appeared in 11 games, including four starts. He started two games at left guard and two games at right guard. His season came to an end on Dec. 21 when he was placed on injured reserve.
- As a rookie in 2021, he appeared in 12 games with one start at left tackle.
- A native of Becker, Minn., Radunz declared for the NFL Draft after North Dakota State's lone fall game his senior season, choosing to forego the Bisons' spring football schedule.
- He started 32 collegiate games at NDSU and was a member of four Missouri Valley Football Conference championship teams and three NCAA Division I football national championships.
- In 2020, he made his 32nd consecutive and final start at left tackle for the Bison in the Oct. 3 season opener against Central Arkansas and helped the Bison rush for 276 yards in the 39-28 victory.
- As a junior in 2019, he started all 16 games at left tackle. In 12 regular season games, he played 682 snaps with 63 knockdowns and zero sacks allowed. NDSU rushed for a school-record 4,601 yards.
- He is a native of Becker, Minn.





TITANS DEFENSIVE LINEMEN

No.	Name	Ht	Wt	Exp	College
96	Autry, Denico	6-5	285	10	Mississippi State
91	Brown, Shakel (IR)	6-3	295	R	Troy
90	Jones, Naquan	6-3	313	3	Michigan State
92	Peevy, Jayden	6-5	308	1	Texas A&M
72	Shelvin, Tyler (IR)	6-3	346	2	Louisiana State
98	Simmons, Jeffery	6-4	305	5	Mississippi State
93	Tart, Teair	6-2	304	4	Florida International

#96 • DL DENICO AUTRY

6-5, 285, 10th Year, Mississippi State
[Click for complete bio](#)



Defensive lineman **Denico Autry** is in his 10th NFL season and his third season with the Titans in 2023. He was signed by the Titans as an unrestricted free agent on March 19, 2021.

During his first two seasons in Tennessee, Autry appeared in 29 games and led the Titans with 17 total sacks. It was the highest sack total of Autry's career in any two-year period.

Although injuries limited him to 12 games in 2022 (eight starts), he led the defense with eight sacks and a career-high 45 quarterback pressures. He also tallied 27 tackles, eight tackles for loss, four passes defended, two forced fumbles and a blocked extra point.

Autry has been one of the NFL's best in blocking opponent kicks and punts. From 2014 to 2022, he recorded a league-high total of 10 blocks, including three field goals, six extra points and one punt. He blocked an extra point in 2022.

In 2021, Autry appeared in all 17 games with 11 starts and finished second on the team with nine sacks. His sack total tied his career high, matching the nine sacks he had in 2018 as a member of the Indianapolis Colts. He added 32 tackles, 44 quarterback pressures, 10 tackles for loss and six passes defended.

After entering the NFL as a rookie free agent with the Oakland Raiders in 2014, Autry played four seasons with the Raiders (2014-17) and then three seasons with the Indianapolis Colts (2018-20). During that time he appeared in 96 games with 56 starts and amassed 200 tackles, 30.5 sacks, 53 quarterback hits, 17 passes defended, three forced fumbles and three fumble recoveries.

In 2020, Autry collected 33 tackles, 7.5 sacks, 10 quarterback pressures and nine tackles for loss in 14 games with the Colts. His 13 starts were the second-highest total of his career (14 in 2019).



In 2018, Autry led the Colts with a career-best nine sacks in his first season in Indianapolis. He also posted career highs with 13 tackles for loss and two forced fumbles.

The Albemarle, N.C., native played in 26 games (23 starts) in two seasons at Mississippi State University, totaling 73 tackles, 16 tackles for loss, six sacks and three forced fumbles. He spent his first two collegiate seasons at East Mississippi Community College where he was an NJCAA All-American and national champion.

2023 Game Notes:

➤ **At New Orleans (9/10)**, totaled 1.5 sacks, five total tackles and six quarterback pressures. He registered his 14th career game with at least 1.5 sacks and his third career game with at least 1.5 sacks and five tackles. He split a seven-yard sack of Derek Carr with Arden Key in the second quarter and added a seven-yard solo sack later in the second quarter.

Autry's Career Regular Season Statistics:

Year	Team	GP	GS	Tackle	Sack	QBP	TFL	Int	PD	FF	FR
2014	Oak	10	0	13	0.0	1	3	0	0	0	0
2015	Oak	14	8	29	3.0	7	6	0	4	0	0
2017	Oak	16	3	35	5.0	9	9	0	7	0	0
2018	Ind	12	11	37	9.0	11	13	0	1	2	1
2019	Ind	14	14	32	3.5	11	4	0	4	1	0
2020	Ind	14	13	33	7.5	10	9	0	0	0	0
2021	Ten	17	11	32	9.0	44	10	0	6	0	0
2022	Ten	12	8	27	8.0	45	8	0	4	2	0
2023	Ten	1	1	5	1.5	6	1	0	0	0	0
Totals		126	76	280	49.0	148	69	0	29	5	3

Autry's Career Postseason Statistics:

Year	Team	GP	GS	Tackle	Sack	QBP	TFL	Int	PD	FF	FR
2016	Oak	1	0	3	0.0	0	2	0	1	0	0
2018	Ind	2	2	4	1.0	3	2	0	0	0	0
2020	Ind	1	1	4	1.5	2	1	0	0	1	0
2021	Ten	1	1	3	1.5	2	0	0	1	0	0
Totals		1	1	3	1.5	2	0	0	1	0	0

Autry's Regular Season Single-Game Highs:

- Tackles** - 9 vs. Houston (9/30/18)
- Sacks** - 3 at Jacksonville (12/2/18)
- Forced Fumbles** - 2 at Jacksonville (12/2/18)
- Fumble Recovery** - 1 (Three times, last vs. Miami, 11/25/18)
- Pass Defensed** - 2 (Three times, last at L.A. Rams, 11/7/21)
- Tackles for Loss** - 4 vs. Houston (9/30/18)

Autry's Playoff Single-Game Highs:

- Tackles** - 4 (Three times, last at Buffalo, 1/9/21)
- Sacks** - 1.5 (Twice, last vs. Cincinnati, 1/22/22)
- Forced Fumbles** - 1 at Buffalo (1/9/21)
- Passes Defensed** - 1 (Twice, last vs. Cincinnati, 1/22/22)
- Tackles for Loss** - 2 (Twice, last at Kansas City, 1/12/19)

MOST TOTAL BLOCKS FROM 2014-2022

Since entering the NFL in 2014, **Denico Autry** has recorded a total of 10 blocks, getting a hand on six extra point attempts, three field goals and one punt. Autry leads the NFL in total blocks during that time.

In 2021, Autry's first season in Tennessee, he was credited with a field goal block against the Miami Dolphins on Jan. 2.

In 2022, he blocked an extra point at Green Bay on Nov. 17.

Most total blocked field goals, extra points and punts from 2014 to 2022:

Player	FG	Blocked ...		Total
		PAT	Punt	
1. Denico Autry	3	6	1	10
2. Henry Anderson	3	1	1	5
Margus Hunt	2	3	0	5
Ra'Shede Hageman	1	4	0	5
5. William Gholston	2	2	0	4
Vincent Taylor	3	1	0	4
Shelby Harris	4	0	0	4
Cory Littleton	0	0	4	4
Derek Barnett	2	2	0	4
10. (several tied)				3

#98 • DT JEFFERY SIMMONS

6-4, 305, 5th Year, Mississippi State

[Click for complete bio](#)



Defensive lineman **Jeffery Simmons** is in his fifth NFL season in 2023. He was selected by the Titans in the first round (19th overall) of the 2019 NFL Draft.

During his first four seasons, Simmons appeared in 56 games with 54 starts and earned two Pro Bowl berths. The two-time team captain (2021-22) accumulated 196 tackles, 21 sacks, 19 passes defended, two forced fumbles and three fumble recoveries. He was second on the defense in sacks during that span behind only **Harold Landry III** (26.5).

In 2022, Simmons appeared in 15 games and anchored a unit that ranked first in the NFL in rushing defense (76.9 opponent rushing yards per game). En route to his second consecutive Pro Bowl appearance, he totaled 53 tackles, 7.5 sacks, 43 quarterback pressures, nine tackles for loss, one forced fumble and a career-high seven passes defended, which tied for the fourth-best mark among all NFL defensive linemen. Simmons and Arizona's **J.J. Watt** were the NFL's only players in 2022 with at least seven sacks and seven passes defended.

Before the start of the 2021 season, Simmons was named a team captain for the first time in his career, and he went on to become one of six players on the roster to start all 17 games. He was named to his first career Pro Bowl and added Associated Press second-team All-Pro honors after setting career highs in several categories, including sacks (8.5), tackles (54), quarterback pressures (58), tackles for loss (12) and passes defended (six). He led the squad in pressures and placed third in sacks. Among all defensive tackles in the NFL, his 8.5 sacks ranked sixth. In the divisional playoffs, he set a franchise postseason record with three sacks.

In 2020, Simmons appeared and started in 15 games. With three defensive fumble recoveries, he tied **Chase Young** for the most in the NFL in 2020 and was the first Titans defender with three fumble recoveries in a season since 2005, when linebacker **Brad Kassell** accomplished the feat. Simmons ranked second on the team with 19 quarterback pressures and added 49 tackles, three sacks, three tackles for loss, five passes defended and one forced fumble. In the franchise's "Titans era" (since 1999), he became the first player to post at least three fumble recoveries, three sacks and five passes defended in the same season. He also had three tackles and a tackle for loss in one playoff contest.

Simmons began his rookie season on the non-football injury list due to a knee injury he suffered during training in February 2019. He missed the first six games of the season before joining the 53-man roster in Week 7.



His rookie totals included 40 tackles, two sacks, two tackles for loss, 14 quarterback pressures and one pass defended in nine games (seven starts). He added four tackles, three quarterback pressures and a fumble recovery in three playoff contests.

During a three-year career as a defensive tackle at Mississippi State, Simmons appeared in 38 contests with 28 starts. He finished his career ranked sixth in school history with 32.5 tackles for loss. He also tied for sixth in MSU annals with five forced fumbles and tied for fourth with three blocked kicks. His totals also included 163 tackles, seven sacks, seven passes defended and two defensive touchdowns.

He was a first-team All-SEC selection as a sophomore and junior and was one of two players in the nation to be named a Bednarik Award Semifinalist in both 2017 and 2018.

As a junior in 2018, Simmons was named second-team All-American after totaling 63 tackles, 17 tackles for loss and two sacks. His 17 tackles for loss led the team, ranked fourth in the SEC and were the third-most in single-season school history.

During his sophomore season (2017), he set a career high with five sacks and added 12 tackles for loss. With three total blocked kicks and punts, he became the first SEC player since 2004 to lead the nation in the category.

Simmons is a native of Macon, Miss.

2023 Game Notes:

➤ **At New Orleans (9/10)**, totaled five tackles, one sack, two tackles for loss and three quarterback pressures. He recorded his first sack of the season in the second quarter, dropping Derek Carr for a three-yard loss. It was his third consecutive Week 1 game with at least one sack.

Simmons' Career Regular Season Statistics:

Year	GP	GS	Tackle	Sack	QBP	TFL	Int	PD	FF	FR
2019	9	7	40	2.0	14	2	0	1	0	0
2020	15	15	49	3.0	20	3	0	5	1	3
2021	17	17	54	8.5	58	12	0	6	0	0
2022	15	15	53	7.5	43	9	0	7	1	0
2023	1	1	5	1.0	3	2	0	0	0	0
Totals	57	55	201	22.0	138	28	0	19	2	3

Simmons' Career Postseason Statistics:

Year	GP	GS	Tackle	Sack	QBP	TFL	Int	PD	FF	FR
2019	3	0	4	0.0	3	0	0	0	0	1
2020	1	1	3	0.0	0	1	0	0	0	0
2021	1	1	8	3.0	3	3	0	0	0	0
Totals	5	2	15	3.0	6	4	0	0	0	1

Simmons' Regular Season Single-Game Highs:

- Tackles** - 7 vs. Cleveland (12/6/20)
- Sacks** - 3 at Los Angeles Rams (11/7/21)
- Forced Fumbles** - 1 (Twice, last vs. N.Y. Giants, 9/11/22)
- Fumble Recoveries** - 1 (Three times, last vs. Detroit, 12/20/20)

Simmons' Playoff Single-Game Highs:

- Tackles** - 8 vs. Cincinnati (1/22/22)
- Sacks** - 3 vs. Cincinnati (1/22/22)
- Forced Fumbles** - 1 (Twice, last vs. N.Y. Giants, 9/11/22)
- Fumble Recoveries** - 1 at Baltimore (1/11/20)

2021-22 TACKLES, SACKS & PASSES DEFENSED

Jeffery Simmons earned his first two Pro Bowl berths in 2021 and 2022. Over those two seasons, he was one of only four NFL players with at least 100 total tackles, 15 sacks and 10 passes defended. The rest of the group included **Maxx Crosby**, **Cameron Heyward** and **T.J. Watt**. Simmons and Heyward were the only interior defensive linemen in the league to accomplish the feat.

NFL players with a minimum of 100 tackles, 15 sacks and 10 passes defended from 2021 to 2022:

Player	Team	Total Tackles	Sacks	Passes Defended
Jeffery Simmons	Tennessee	107	16.0	13
Maxx Crosby	Las Vegas	144	20.5	11
Cameron Heyward	Pittsburgh	163	20.5	13
T.J. Watt	Pittsburgh	103	28.0	12

#93 • NT TEAIR TART

6-2, 304, 4th Year, Florida International

[Click for complete bio](#)



Nose tackle **Teair Tart** (first name pronounced "tee-AIR") is in his fourth NFL season in 2023. He joined the Titans as a rookie free agent following the 2020 NFL Draft.

Tart ascended in his first three seasons from an undrafted rookie with one start in 2020 to 16 starts in 2022. His statistics during his first three campaigns included 55 tackles, 1.5 sacks, one interception and six passes defended.

In 2022, Tart's 16 starts at nose tackle established a career high. He also established career-best totals with 34 tackles, 1.5 sacks, 22 quarterback pressures, five tackles for loss, one interception, six passes defended and one fumble recovery. He helped the Titans finish with the NFL's top rushing defense (76.9 opponent rushing yards per game).

In 2021, he appeared in 11 games with 10 starts. His totals included 16 tackles, three quarterback pressures and two tackles for loss, giving him career highs in each category.

In 2020, he appeared in seven games as a rookie and totaled five tackles, two quarterback pressures, one tackle for loss, one pass defended.

The Philadelphia, Pa., native appeared in 23 games with 10 starts over two seasons at Florida International, totaling 51 tackles, 19.0 tackles for loss, six sacks, one pass defended, five quarterback pressures and two forced fumbles.

Tart also played at Ellsworth (Iowa) Community College in 2017 and ASA (N.Y.) College in 2016.

2023 Game Notes:

- **At New Orleans (9/10)**, totaled five tackles, including a tackle for loss.

Tart's Career Regular Season Statistics:

Year	GP	GS	Tackle	Sack	QBP	TFL	Int	PD	FF	FR
2020	7	1	5	0.0	2	1	0	1	0	0
2021	11	10	16	0.0	3	2	0	0	0	0
2022	16	16	34	1.5	22	5	1	6	0	1
2023	1	1	5	0.0	0	1	0	0	0	0
Totals	35	28	60	1.5	27	9	1	7	0	1

Tart's Career Postseason Statistics:

Year	GP	GS	Tackle	Sack	QBP	TFL	Int	PD	FF	FR
2020	0	0	0	0.0	0	0	0	0	0	0
2021	0	0	0	0.0	0	0	0	0	0	0
Totals	0	0	0	0.0	0	0	0	0	0	0



Tart's Regular Season Single-Game Highs:

- Tackles** - 6 vs. Dallas (12/29/22)
- Sacks** - 1 at Jacksonville (1/7/23)
- Interceptions** - 1 at Indianapolis (10/2/22)
- Fumble Recoveries** - 1 vs. Dallas (12/29/22)

MORE TITANS DEFENSIVE LINEMEN

90 - DL NAQUAN JONES

6-3, 313, 3rd Year, Michigan State



➤ Naquan Jones was signed by the Titans as an undrafted free agent on May 14, 2021.

➤ In 2022, he appeared in 11 games with one start and totaled 16 tackles, a sack, three quarterback pressures and two stops for loss.

➤ In 2021, he appeared in 13 games as a rookie and registered five starts. He totaled 29 tackles, 2.5 sacks, four quarterback pressures, four tackles for loss and two passes defended. He also started the team's divisional playoff contest and totaled two tackles and a half sack.

➤ A native of Evanston, Ill., he appeared in 46 games with five starts on the defensive line over four seasons at Michigan State (2017-20) and totaled 78 tackles, 12.5 tackles for loss, three sacks, three passes defended, one forced fumble and one fumble recovery over his career

➤ As a senior (2020), Jones saw action in all seven games and made four starts. He recorded 24 tackles, a career-high five stops for loss, one pass defended and one fumble recovery.

92 - DE JAYDEN PEEVY

6-5, 308, 1st Year, Texas A&M




➤ Jayden Peevy was signed by the Titans as a rookie free agent on May 13, 2022.

➤ In 2022, he spent his entire rookie season on the team's practice squad. He appeared in one game as a reserve (Dec. 29 vs. Dallas).

➤ In five seasons at Texas A&M (2017-21), he appeared in 58 games with 24 starts and totaled 137 career tackles, 19 tackles for loss, 7.5 sacks, one interception, eight passes defended, one forced fumble, one fumble recovery and four blocked kicks.

➤ As a redshirt senior in 2021, he started all 11 games and posted a career-high 43 tackles and six tackles for loss. He added two sacks, one interception, a career-best four passes defended and one forced fumble.

➤ He is a native of Bellaire, Texas.



TITANS INSIDE LINEBACKERS

No.	Name	Ht	Wt	Exp	College
2	Al-Shaair, Azeez	6-2	228	5	Florida Atlantic
50	Gibbens, Jack	6-3	242	1	Minnesota
57	Gifford, Luke	6-3	243	5	Nebraska
41	Reese IV, Otis	6-3	214	R	Mississippi
56	Rice, Monty	6-0	233	3	Georgia

#2 • LB AZEEZ AL-SHAIR

6-2, 228, 5th Year/1st with Titans, Florida Atlantic

[Click for complete bio](#)



Linebacker **Azeez Al-Shaair** (name pronounced "uh-ZEEZ al-SHY-er") is in his fifth NFL season and his first campaign with the Titans in 2023. He was signed as an unrestricted free agent on March 20, 2023.

Prior to joining the Titans, Al-Shaair played 56 games with 31 starts in four seasons (2019-22) with the San Francisco 49ers. He totaled 199 tackles, two sacks, 11 tackles for loss, two interceptions, seven passes defended, two forced fumbles and three fumble recoveries.

In 2022, he appeared in 12 games with nine starts. San Francisco boasted the league's top-ranked defense, allowing only 300.6 yards and 16.2 points per game, both of which led the NFL.

In 2021, he set career marks with 13 starts, 103 tackles, two fumble recoveries and two sacks. He matched career highs with one interception and one forced fumble.

The Tampa, Fla., native entered the NFL in 2019 as undrafted college free agent from Florida Atlantic. During college, he was a four-year starter and recorded 397 tackles, 32.5 tackles for loss, 7.5 sacks, two forced fumbles and one interception. He earned all-conference honors following his junior season.

2023 Game Notes:

➤ **At New Orleans (9/10)**, started and was credited with six tackles in his Titans debut.



Al-Shaair's Career Regular Season Statistics:

Year	Team	GP	GS	Tackle	Sack	QBP	TFL	Int	PD	FF	FR
2019	SF	15	4	11	0.0	0	0	0	0	0	0
2020	SF	16	5	34	0.0	1	1	1	2	1	0
2021	SF	13	13	102	2.0	5	9	1	5	1	2
2022	SF	12	9	44	0.0	3	1	0	0	0	1
2023	Ten	1	1	6	0.0	0	0	0	0	0	0
Totals		57	32	197	2.0	9	11	2	7	2	3

Al-Shaair's Career Postseason Statistics:

Year	Team	GP	GS	Tackle	Sack	QBP	TFL	Int	PD	FF	FR
2021	SF	3	1	13	0.0	2	0	0	0	0	0
2022	SF	3	3	12	0.0	0	0	0	0	0	0
Totals		6	4	25	0.0	2	0	0	0	0	0

Al-Shaair's Regular Season Single-Game Highs:

- Tackles** - 15 at Seattle (12/5/21)
- Sacks** - 1 at Cincinnati (12/12/21)
- Tackle For Loss** - 3 at Cincinnati (12/12/21)
- Interceptions** - 1 (Twice, last vs. Minnesota, 11/28/21)
- Passes Defended** - 2 at Detroit (9/12/21)
- Forced Fumbles** - 1 (Twice, last at Seattle, 12/5/21)
- Fumble Recoveries** - 1 (Three times, last vs. Tampa Bay, 12/11/22)

Al-Shaair's Playoff Single-Game Highs:

- Tackles** - 7 vs. Dallas (1/22/23)

MORE TITANS INSIDE LINEBACKERS

50 - LB JACK GIBBENS

6-3, 242, Rookie, Minnesota




- Jack Gibbens was originally signed by the Titans as an undrafted free agent on May 13, 2022. He rejoined the team on the practice squad on Sept. 12 after being waived in the final roster cutdown.
- As a rookie in 2022, he appeared in five games with two starts. His totals included 27 tackles, one interception and one special teams tackle.
- Prior to reaching the NFL, he appeared in 13 games with 13 starts in one season at Minnesota (2021), totaling 92 tackles, 4.5 tackles for loss, three passes defended and one forced fumble.
- Transferred to Minnesota after playing four seasons at Abilene Christian (2017-20) where he saw action in 39 games and recorded 257 tackles, 22 tackles for loss, seven sacks, five interceptions, 11 passes defended, one forced fumble, three fumble recoveries and one blocked kick.
- Gibbens is a native of Bulverde, Texas.

2023 Game Notes:

➤ **At New Orleans (9/10)**, started and ranked third on the defense with seven tackles, including a tackle for loss.

57 - LB LUKE GIFFORD

6-3, 243, 5th Year/1st with Titans, Nebraska



- Luke Gifford was signed by the Titans as an unrestricted free agent on March 20, 2023.
- Gifford joined the Titans after playing four years (2019-22) with the Dallas Cowboys as a standout special teams player. He totaled 40 tackles on defense and 30 special teams stops in 46 games.
- In 2022, he led the Cowboys with 12 special teams tackles and forced a fumble.
- In both 2021 and 2020, he was second on the team in special teams tackles with a combined 12 stops and a blocked punt.
- He played four seasons at Nebraska (2015-18), appearing in 29 games with 19 starts and totaling 109 tackles, seven sacks, 19 tackles for loss and three interceptions.
- As a senior captain, he tallied 62 tackles, 13 tackles for loss, 5.5 sacks, two interceptions and a forced fumble in 12 games, earning All-Big Ten honorable mention. His 5.5 sacks were the most by a Cornhusker linebacker since 2005.
- He is a native of Lincoln, Neb.

2023 Game Notes:

➤ **At New Orleans (9/10)**, saw action on special teams in his Titans debut.

41 - LB OTIS REESE IV

6-3, 214, Rookie, Mississippi

- Otis Reese IV was signed by the Titans as a rookie free agent on May 12, 2023.
- In three seasons at Mississippi (2020-22), he played in 29 games with 27 starts and recorded 198 tackles, 10 tackles for loss, 4.5 sacks, two interceptions, eight passes defended, one forced fumble and one fumble recovery.
- As a graduate in 2022, he started all 11 games and finished second on the team with 84 total tackles, including eight tackles for loss. He added three sacks, one interception, one fumble recovery and four passes defended.
- He transferred to Mississippi from Georgia following the 2019 season. At Georgia, he saw action in 25 games with one start over two seasons (2018-19) and recorded 16 tackles.
- He is a native of Leesburg, Ga.




2023 Game Notes:

- **At New Orleans (9/10)**, recorded a special teams tackle in his NFL debut.

56 - LB MONTY RICE

6-0, 233, 2nd Year, Georgia

- The Titans selected Monty Rice in the third round (92nd overall) of the 2021 NFL Draft.
- In 2022, Rice played in 13 games with six starts and ranked fourth on the team with 63 tackles. He added three quarterback pressures, four stops for loss, a pass defended and three special teams stops.
- In 2021, he appeared in 10 games with four starts before finishing the season on injured reserve. He registered 30 tackles and one pass defended.
- The Huntsville, Ala., native played four seasons at Georgia (2017-20) where he appeared in 47 games with 28 starts and tallied 219 tackles, 10.5 tackles for loss, two sacks, 21 quarterback pressures, five passes defended, three forced fumbles and one fumble recovery returned for a touchdown for the Bulldogs.
- In 2020, Rice was named a finalist for the Butkus Award, which recognizes the nation's best linebacker, after amassing 49 tackles, four tackles for loss, one sack, one pass defended, two forced fumbles and one fumble recovery returned for a score.
- As a junior in 2019, Rice was Georgia's leading tackler with 89 total stops.
- In 2018, he played in nine games and made five starts. Finished as Georgia's third-leading tackler with 59 stops. Also posted 1.5 tackles for loss, one sack, two quarterback pressures, one pass defended and one forced fumble.



2023 Game Notes:

- **At New Orleans (9/10)**, recorded two stops on special teams.




**TITANS
OUTSIDE LINEBACKERS**

No.	Name	Ht	Wt	Exp	College
51	Gipson, Trevis	6-4	263	4	Tulsa
49	Key, Arden	6-5	240	6	Louisiana State
58	Landry III, Harold	6-2	252	6	Boston College
42	Murphy, Caleb	6-3	254	R	Ferris State
99	Weaver, Rashad	6-4	259	3	Pittsburgh

#49 • OLB ARDEN KEY

6-5, 240, 6th Year/1st with Titans, Louisiana State
[Click for complete bio](#)



Outside linebacker **Arden Key** is in his sixth NFL season and his first campaign with the Titans in 2023. He was signed by the Titans as an unrestricted free agent on March 20, 2023.

Key originally entered the NFL as a third-round pick (87th overall) of the Oakland Raiders in 2018 and spent his first three campaigns with the organization. He then spent the 2021 campaign with the San Francisco 49ers and the 2022 season with the Jacksonville Jaguars. His statistical totals during his first five NFL seasons included 98 tackles and 14 sacks in 71 games (13 starts).

In 2022, Key played 17 games with three starts for the Jaguars and totaled 27 tackles, 4.5 sacks, 38 quarterback pressures, five tackles for loss and a fumble recovery. His 38 pressures ranked second for the Jaguars, and over the last five weeks of the season, he posted 25 pressures, which ranked second in the league behind Nick Bosa over that time frame. He was a key figure in helping the Jaguars win the AFC South and advance to the divisional round of the playoffs.

In 2021, Key notched a career-best 6.5 sacks to go along with 22 tackles and 25 quarterback pressures in his lone season with the 49ers.

During a three-year career at Louisiana State University, Key totaled 21 sacks and 26.5 tackles for loss. As a sophomore, he earned all-conference honors, while setting the school record for sacks in a season (12.0).

He is a native of Atlanta, Ga.

2023 Game Notes:

- **At New Orleans (9/10)**, made his Titans debut and tied for the team lead with 1.5 sacks. He also led the team with a career-high 11 quarterback pressures, the most by any NFL player in Week 1 through Sunday, Sept. 10. He tied his career high in sacks, equaling his previous high of 1.5 sacks against Dallas as a member of the Jacksonville Jaguars on Dec. 18, 2022. In the second quarter, he tallied his first sack of the season, dropping Derek Carr for a six-yard loss. Later in the second quarter he shared a seven-yard sack with Denico Autry later in the second quarter. His totals also included four total tackles, which tied his career high, and one pass defended.

Key's Career Regular Season Statistics:

Year	Team	GP	GS	Tackle	Sack	QBP	TFL	Int	PD	FF	FR
2018	Oak	16	10	30	1.0	13	4	0	0	0	0
2019	Oak	7	0	4	2.0	14	2	0	0	0	0
2020	LV	14	0	15	0.0	28	2	0	2	0	0
2021	SF	17	0	22	6.5	25	5	0	1	0	0
2022	Jax	17	3	27	4.5	38	5	0	2	0	1
2023	Ten	1	0	4	1.5	11	1	0	1	0	0
NFL Totals		72	13	102	15.5	129	19	0	6	0	1

Key's Career Postseason Statistics:

Year	Team	GP	GS	Tackle	Sack	QBP	TFL	Int	PD	FF	FR
2021	SF	3	0	2	0.0	3	0	0	0	0	0
2022	Jax	2	0	2	0.0	2	0	0	1	0	0
Playoff Totals		5	0	4	0.0	5	0	0	1	0	0

Key's Regular Season Single-Game Highs:

- Tackles** - 4 (Four times, last at New Orleans, 9/10/23)
- Sacks** - 1.5 (Two times, last at New Orleans, 9/10/23)
- Quarterback Pressures** - 11 at New Orleans (9/10/23)
- Fumble Recovery** - 1 at Tennessee 12/11/22)
- Passes Defensed** - 1 (Six times, last at New Orleans, 9/10/23)

Key's Playoff Single-Game Highs:

- Tackles** - 1 (Four times, last at Kansas City, 1/21/23)
- Passes Defensed** - 1 vs. L.A. Chargers (1/14/23)

#58 • OLB HAROLD LANDRY III

6-2, 252, 6th Year, Boston College
[Click for complete bio](#)



Outside linebacker **Harold Landry III** is in his sixth NFL season in 2023. He was selected by the Titans in the second round (41st overall) of the 2018 NFL Draft after the Titans traded up 16 spots in the second round (57 to 41) in order to take the former Boston College standout.

Landry was placed on injured reserve on Sept. 2, 2022, ending his fifth NFL season before Week 1.

From the start of his rookie campaign through 2021, Landry's 31 total sacks led the Titans. Other than **Jevon Kearse** (37), Landry produced the highest sack total by a Titans/Oilers player in his first four NFL seasons since individual sacks became an official NFL statistic in 1982.

From 2018 to 2021, Landry joined Pittsburgh's **Cameron Heyward** as the NFL's only players to be credited with at least 250 tackles (press box statistics), 30 sacks and two interceptions.

In 2021, Landry was named to his first Pro Bowl after starting all 17 games. He registered his third consecutive season to start every contest, extending his streaks to 64 consecutive games played and 52 consecutive starts. At the conclusion of 2021, his starting streak was the sixth-longest active streak in the NFL among all defensive players.

Landry's 12 sacks in 2021 led the Titans, ranked 10th in the NFL and established a career high. He became the first Titans player to record double-digit sacks in a season since **Brian Orakpo** (10.5) in 2016 and the first Titans player with 12 sacks in a season since **Jason Babin** (12.5) in 2010. Landry tied for second on the squad with 75 tackles, ranked second with a career-high 49 quarterback pressures, led the team with 14 tackles for loss, and added a forced fumble. He joined **Micah Parsons**, **Aaron Donald** and Heyward as the only NFL players in 2021 to post at least 75 tackles and 10 sacks.

Then, in the team's 2021 divisional playoff contest, he recorded 1.5 sacks. He improved his postseason career total to 4.5 sacks, becoming the organization's first player with at least four career postseason sacks since individual sacks became an official statistic in 1982.

In 2020, Landry recorded 16 starts for the second consecutive season. He led the team with 5.5 sacks, a then-career-high 32 quarterback pressures and a then-career-high 10 tackles for loss. He totaled 69 tackles and added one interception and a career-high five passes defensed. In one playoff contest, he led the team with 10 tackles and two sacks.

Landry started all 16 games in 2019 and led the Titans with nine sacks. His 28 quarterback pressures ranked second, and he added 81 tackles, four tackles for loss, one pass defensed, one forced fumble and two fumble recoveries. He also started all three postseason games and registered a sack and a team-high eight quarterback pressures.

As a rookie in 2018, he played in 15 games with three starts. His 4.5 sacks tied for third place on the team, and he also tied for second on the defense with 18 quarterback pressures.

In 46 career games playing defensive end for Boston College, Landry totaled 160 tackles, 26 sacks, 47.5 tackles for loss, seven passes defensed, 10 forced fumbles, one fumble recovery and one interception. His 26 career sacks were exceeded in school history by only **Mathias Kiwanuka** (37.5 from 2002-05).

As a senior in 2017, Landry played and started eight games before a season-ending ankle injury ended his year. He finished second on the team with five sacks and totaled 38 tackles, 8.5 tackles for loss and two passes defensed.

In 2016, Landry set the school's single-season record with 16.5 sacks, which led the nation. He added seven forced fumbles, which also led the country, while his 22 tackles for loss ranked fifth nationally and ranked second all-time for the Eagles. His numerous honors included Walter Camp second-team All-America, AP second-team All-America and second-team All-ACC by the Atlantic Coast Sports Media Association and the league's head coaches.

He is a native of Spring Lake, N.C.

2023 Game Notes:

➤ **At New Orleans (9/10)**, made his first appearance in the regular season since 2021 and recorded one tackle and four quarterback pressures. He missed the entire 2022 campaign due to injury.

Landry's Career Regular Season Statistics:

Year	GP	GS	Tackle	Sack	QBP	TFL	Int	PD	FF	FR
2018	15	3	46	4.5	18	2	0	2	1	0
2019	16	16	81	9.0	28	4	1	1	1	2
2020	16	16	69	5.5	29	10	1	5	0	0
2021	17	17	75	12.0	49	14	0	0	1	0
2022	0	0								Injured Reserve
2023	1	1	1	0.0	4	0	0	0	0	0
Totals	65	53	272	31.0	131	30	2	8	3	2

Landry's Career Postseason Statistics:

Year	GP	GS	Tackle	Sack	QBP	TFL	Int	PD	FF	FR
2019	3	3	8	1.0	8	1	0	1	0	0
2020	1	1	10	2.0	4	1	0	0	0	0
2021	1	1	6	1.5	5	1	0	0	0	0
Totals	5	5	24	4.5	17	3	0	1	0	0

Landry's Regular Season Single-Game Highs:

- Tackles** - 8 (Three times, last vs. Buffalo, 10/18/21)
- Sacks** - 2 (Three times, last vs. Buffalo, 10/18/21)
- Quarterback Pressures** - 9 at N.Y. Giants (12/16/18)
- Interceptions** - 1 (Twice, last vs. Jacksonville, 9/20/20)
- Forced Fumbles** - 1 (Three times, last at Indianapolis, 10/31/21)
- Fumble Recovery** - 1 (Twice, last vs. Tampa Bay, 10/27/19)

Landry's Playoff Single-Game Highs:

- Tackles** - 10 vs. Baltimore (1/10/21)
- Sacks** - 2 vs. Baltimore (1/10/21)
- Quarterback Pressures** - 5 vs. Cincinnati (1/22/22)

2021 NFL SACK LEADERS

With a career-high 12 sacks in 2021, Titans outside linebacker **Harold Landry III** ranked fifth in the AFC and 10th in the NFL.

In the franchise's "Titans era" (1999–present), his 12 sacks tied for the fourth-highest single-season total and were the most since **Jason Babin** produced 12.5 sacks in 2010.

Most sacks in 2021:

Player	Team	Sacks
1. T.J. Watt	Pittsburgh Steelers	22.5
2. Robert Quinn	Chicago Bears	18.5
3. Myles Garrett	Cleveland Browns	16.0
4. Nick Bosa	San Francisco 49ers	15.5
5. Trey Hendrickson	Cincinnati Bengals	14.0
6. Micah Parsons	Dallas Cowboys	13.0
7. Cameron Jordan	New Orleans Saints	12.5
Matt Judon	New England Patriots	12.5
Aaron Donald	Los Angeles Rams	12.5
10. Harold Landry III	Tennessee Titans	12.0



FRANCHISE SACK LEADERS

At the conclusion of the 2021 season, his fourth NFL season, **Harold Landry III** had 31 career sacks, a total that tied for 12th in franchise history. In the franchise's "Titans era" (1999–present), his sack total ranks behind only **Jevon Kearse** (52), **Jurrell Casey** (51), **Derrick Morgan** (44.5) and **Kyle Vanden Bosch** (38.5).

Franchise career sack leaders*:

Player	Seasons	Sacks
1. Elvin Bethea	1968–1983	105.0
2. Ray Childress	1985–1995	75.5
3. Jesse Baker	1979–1987	66.0
4. William Fuller	1986–1993	59.0
5. Sean Jones	1988–1993	57.5
6. Jevon Kearse	1999–2003, 2008–2009	52.0
7. Jurrell Casey	2011–2019	51.0
8. Robert Brazile	1975–1984	48.0
9. Ted Washington	1973–1982	45.0
10. Derrick Morgan	2010–2018	44.5
11. Kyle Vanden Bosch	2005–2009	38.5
12. Harold Landry III	2018–2023	31.0
Curley Culp	1974–1980	31.0

* Individual sacks did not become an official NFL statistic until 1982.

SACKS IN FIRST FOUR SEASONS

From the start of his rookie season in 2018 through 2021, **Harold Landry III's** 31 total sacks led the Titans. Other than **Jevon Kearse** (37.0 sacks from 1999 through 2001), Landry produced the highest sack total by a Titans/Oilers player in his first four NFL seasons since individual sacks became an official NFL statistic in 1982.

Most sacks for the Titans/Oilers in a player's first three NFL seasons, 1982–2020:

Player	Seasons	Sacks
1. Jevon Kearse	1999–2002	37.0
2. Harold Landry III	2018–2021	31.0
3. Ray Childress	1985–1988	23.0
4. Kenny Holmes	1997–2000	22.5
5. Jurrell Casey	2011–2014	21.0
6. Travis LaBoy	2004–2007	19.5
7. Derrick Morgan	2010–2013	16.5
8. Gary Walker	1995–1998	16.0
9. (two tied)		15.5

CONSECUTIVE GAMES WITH A HALF SACK

When **Harold Landry III** registered a sack against the New Orleans Saints on Nov. 14, he joined **Jevon Kearse** as the only Titans/Oilers players since individual sacks became an official NFL statistic in 1982 to produce at least a half sack in eight consecutive games. Kearse had a half sack or more in each of the final 10 games of his 1999 NFL Defensive Rookie of the Year campaign and in the first two games of his second season.

In 2019, Landry recorded five consecutive games with at least a half sack.


Most consecutive games with at least a half sack for the Titans/Oilers (1982–present):

Player	Dates	Consecutive Games
1. Jevon Kearse	Oct. 31, 1999–Sept. 10, 2000	12
2. Harold Landry III	Sept. 26, 2021–Nov. 14, 2021	8
3. Sean Jones	Nov. 4, 1990–Dec. 23, 1990	7
Kevin Carter	Dec. 16, 2002–Sept. 28, 2003	7
5. Jevon Kearse	Sept. 28, 2003–Nov. 9, 2003	6
William Fuller	Sept. 8, 1991–Oct. 20, 1991	6
7. Harold Landry III	Oct. 27, 2019–Dec. 1, 2019	5
Brian Orakpo	Sept. 18, 2016–Oct. 16, 2016	5
Sean Jones	Nov. 1, 1992–Nov. 26, 1992	5
Lee Williams	Sept. 13, 1992–Oct. 18, 1992	5

#99 • OLB RASHAD WEAVER

6-4, 259, 3rd Year, Pittsburgh

[Click for complete bio](#)



Outside linebacker **Rashad Weaver** is in his third NFL season in 2023. He was selected by the Titans in the fourth round (135th overall) of the 2021 NFL Draft.

In 2022, he appeared in 16 games with four starts. His 5.5 sacks ranked fourth on the team, while his 39 quarterback pressures ranked third. His totals also included 27 tackles, seven tackles for loss, six passes defended, two forced fumbles and one fumble recovery.

As a rookie in 2021, Weaver totaled two tackles in two games before being placed on injured reserve on Sept. 28.

In four seasons at the University of Pittsburgh (2017-20), Weaver appeared in 35 games with 28 starts. He tallied 110 tackles, 34.5 tackles for loss, 17.0 sacks, nine passes defended, 28 quarterback pressures, five forced fumbles and four fumble recoveries.

As a senior in 2020, he started nine games and totaled 35 tackles, 14.5 tackles for loss, 7.5 sacks, 12 quarterback pressures, two passes defended, three forced fumbles and one fumble recovery. Weaver was also Awarded first team All-ACC honors and was a semifinalist for the Bednarik Award.

He is a native of Fort Lauderdale, Fla.

Weaver's Career Regular Season Statistics:

Year	GP	GS	Tackle	Sack	QBP	TFL	Int	PD	FF	FR
2021	2	0	2	0.0	0	0	0	0	0	0
2022	16	4	27	5.5	39	7	0	6	2	1
2023	1	0	0	0.0	1	0	0	0	0	0
Totals	19	4	29	5.5	40	7	0	6	2	1

Weaver's Regular Season Single-Game Highs:

- Tackles** - 4 vs. N.Y. Giants (9/11/22)
- Sacks** - 2 vs. N.Y. Giants (9/11/22)
- Tackles for Loss** - 2 vs. N.Y. Giants (9/11/22)
- Forced Fumbles** - 1 (Twice, last vs. Denver 11/13/22)
- Fumble Recoveries** - 1 at Jacksonville (1/7/23)
- Passes Defensed** - 2 vs. Jacksonville (12/11/22)

Fulton's Regular Season Single-Game Highs:**Tackles** - 6 (Four times, last vs. Cincinnati, 11/27/22)**Sacks** - 1 at Minnesota (9/27/20)**Interceptions** - 1 (Four times, last at Houston, 10/30/22)**Fumble Recoveries** - 1 at Indianapolis (10/2/22)**Fulton's Playoff Single-Game Highs:****Tackles** - 6 vs. Cincinnati (1/22/22)**MOST PASSES DEFENSED IN 2021**

In his second NFL season, cornerback **Kristian Fulton** tied for 11th place in the NFL and led the Titans defense with 14 passes defended. Among all players in their first two NFL seasons in 2021, he tied for the fourth-highest total behind only **Trevon Diggs** (21), **A.J. Terrell** (16) and **Bryce Hall** (16).

Most passes defended in 2021:

Player	Team	Passes Defended
1. J.C. Jackson	New England Patriots	23
2. Trevon Diggs *	Dallas Cowboys	21
3. Marshon Lattimore	New Orleans Saints	19
4. James Bradberry	New York Giants	17
Anthony Brown	Dallas Cowboys	17
6. Jalen Ramsey	Los Angeles Rams	16
Kendall Fuller	Washington Football Team	16
A.J. Terrell *	Atlanta Falcons	16
Bryce Hall *	New York Jets	16
Xavien Howard	Miami Dolphins	16
11. Kristian Fulton *	Tennessee Titans	14
Chidobe Awuzie	Cincinnati Bengals	14
Pat Surtain II *	Denver Broncos	14
Eric Stokes *	Green Bay Packers	14

* Rookie, first-year or second-year player in 2021

#21 • CB ROGER McCREARY**5-11, 190, 2nd Year, Auburn**[Click for complete bio](#)

Cornerback **Roger McCreary** is in his second NFL season in 2023. He was selected by the Titans in the second round (35th overall) of the 2022 NFL Draft.

As a rookie, McCreary was one of three players on the team to start all 17 games (**Kevin Byard**, **Aaron Brewer**), and he became the first Titans rookie cornerback since **Adoree' Jackson** in 2017 to start every game. Only two other rookie cornerbacks in the NFL—Seattle's **Tariq Woolen** and the New York Jets' **Sauce Gardner**—started all 17 games in 2022. McCreary finished third on the Titans defense with 85 tackles, ranked second on the defense with eight passes defended, and added one interception, two tackles for loss and one quarterback pressure.

During four seasons at Auburn (2018-21), McCreary appeared in 43 games with 23 starts and posted 135 tackles, five interceptions, 35 passes defended, 10 stops for loss, a forced fumble and two fumble recoveries.

As a senior in 2021, McCreary started 12 games at cornerback for the Tigers and collected a career-best 49 tackles, an interception, a sack, two stops for loss and a team-best 16 passes defended. He was a first-team All-America selection by The Athletic, Associated Press, ESPN and Reese's Senior Bowl.

As a junior in 2020, he established career highs with three interceptions and seven tackles for loss.

McCreary is a native of Mobile, Ala.

McCreary's Career Regular Season Statistics:

Year	GP	GS	Tackle	Sack	QBP	TFL	Int	PD	FF	FR
2022	17	17	85	0.0	1	2	1	8	0	0
2023	1	0	0	0.0	0	0	0	0	0	0
Totals	18	17	85	0.0	1	2	1	8	0	0

McCreary's Regular Season Single-Game Highs:**Tackles** - 11 at Buffalo (9/19/22)**Interceptions** - 1 at Kansas City (11/6/22)**Tackles for Loss** - 1 at Indianapolis (10/2/22)**Passes Defended** - 2 at L.A. Chargers (12/18/22)**#0 • CB SEAN MURPHY-BUNTING****6-0, 195, 5th Year/1st with Titans, Central Michigan**[Click for complete bio](#)

Cornerback **Sean Murphy-Bunting** is in his fifth NFL season and his first campaign with the Titans in 2023. He was signed by the Titans as an unrestricted free agent on March 21, 2023.

Murphy-Bunting joined the Titans after spending his first four NFL seasons (2019-22) with the Tampa Bay Buccaneers, who selected him in the second round (39th overall) of the 2019 NFL Draft. During his four years in Tampa Bay, he played 53 games, including 36 starts, and totaled 188 tackles, six interceptions, 21 passes defended, one sack and one fumble recovery.

In 2022, he accounted for 31 tackles, two interceptions and seven passes defended for a unit that ranked ninth in yards allowed, ninth in pass yards allowed and sixth in third-down defense.

He also appeared in six playoff games with the Buccaneers, including a win in Super Bowl LV. During the Buccaneers' championship run, he tallied three postseason interceptions—one in each of his first three playoff games.

The Macomb, Mich., native played three seasons at Central Michigan University. Over his collegiate career, he tallied 104 tackles, seven interceptions, 15 passes defended, four forced fumbles and a fumble recovery. During his junior season (2018), he earned all-conference honors and was named the Chippewas' Defensive Player of the Year.

2023 Game Notes:

➤ **At New Orleans (9/10)**, posted six tackles and a forced fumble in his Titans debut. He was credited with a forced fumble on a carry by Jamaal Williams in the fourth quarter, but Williams recovered the ball.

Murphy-Bunting's Career Regular Season Statistics:

Year	Team	GP	GS	Tackle	Sack	QBP	TFL	Int	PD	FF	FR
2019	TB	16	10	43	1.0	1	1	3	8	1	0
2020	TB	16	13	66	0.0	5	3	1	3	1	1
2021	TB	9	8	42	0.0	0	1	0	3	1	0
2022	TB	12	5	27	0.0	1	1	2	7	1	0
2023	Ten	1	1	6	0.0	0	0	0	0	1	0
NFL Totals		54	37	184	1.0	7	6	6	21	5	1

Murphy-Bunting's Career Postseason Statistics:

Year	Team	GP	GS	Tackle	Sack	QBP	TFL	Int	PD	FF	FR
2020	TB	4	4	19	0.0	0	1	3	5	0	0
2021	TB	1	0	4	0.0	0	0	0	0	0	1
2022	TB	1	1	6	0.0	0	0	0	0	0	0
Playoff Totals		6	5	29	0.0	0	1	3	5	0	1

Murphy-Bunting's Regular Season Single-Game Highs:**Tackles** - 10 vs. L.A. Rams (11/23/20)**Interceptions** - 1 (Six times, last vs. Carolina, 1/1/23)**Passes Defensed** - 2 (Four times, last vs. Carolina 1/1/23)**Quarterback Pressures** - 2 at Las Vegas (10/25/20)**Forced Fumble** - 1 (Four times, last vs. Carolina, 1/1/23)**Fumble Recovery** - 1 vs. Atlanta (1/3/21)**Murphy-Bunting's Playoff Single-Game Highs:****Tackles** - 6 (Three times, last vs. Dallas, 1/16/23)**Interceptions** - 1 (Three times, last at Green Bay, 1/24/21)**Passes Defensed** - 2 at New Orleans (1/17/21)**MORE TITANS CORNERBACKS****23 - CB TRE AVERY****5-11, 181, 2nd Year, Rutgers**

- Tre Avery was signed by the Titans as a rookie free agent on May 13, 2022.

- In 2022, Avery appeared in 14 games with three starts as a rookie. He led the team with nine passes defensed, a total that ranked sixth in the NFL among all rookies. He also contributed 23 tackles, one tackle for loss, six special teams tackles and one fumble recovery on coverage units.

- In four seasons at Rutgers (2018-21), Avery appeared in 35 games with 22 starts. He totaled 92 career tackles, 4.5 tackles for loss, one sack, four interceptions, 17 passes defensed and one forced fumble. He added eight kick returns for 169 yards.

- As a senior in 2021, he appeared in 12 games with nine starts and tallied a career-high-tying 37 tackles to go along with 1.5 tackles for loss, one interception and six passes defensed.

- As a junior in 2020, he started all nine games and recorded career-bests with 37 tackles, two tackles for loss and a team-high-tying eight passes defensed. He also had an interception and was named third-team All-Big Ten by the league's coaches and media.

- Transferred to Rutgers in 2017 from Toledo, where he did not appear in a game.

- He is a native of Baltimore, Md.

**3 - CB CALEB FARLEY****6-2, 197, 3rd Year, Virginia Tech**

- Caleb Farley was selected by the Titans in the first round (22nd overall) of the 2021 NFL Draft.

- In 2022, Farley appeared in nine games with one start before landing on injured reserve to conclude the campaign. He totaled 10 tackles.

- Farley appeared in three games with one start during his rookie season. He finished with four tackles and one pass defensed before his season came to a premature end due to a knee injury. He spent the remainder of the season on injured reserve.

- Farley played two seasons at Virginia Tech, appearing in 24 games with 23 starts. His career totals included six interceptions, 25 passes defensed, 56 tackles, one sack, two quarterback hits and seven kickoff returns for 152 yards (21.7 avg.).

- In 2019, he started all 11 games in which he appeared for the Hokies and was named first team All-ACC after leading the conference with 16 passes defensed. His four interceptions tied for second place in the conference. He



also totaled 20 tackles and a quarterback hit.

- Farley redshirted as a wide receiver in 2017 and then began playing cornerback for the first time in his redshirt freshman campaign in 2018. He continued playing for the Hokies in 2019 and then opted out of the 2020 campaign due to COVID-19 concerns.

- He is a native of Maiden, N.C.

2023 Game Notes:

- He was placed on reserve/physically unable to perform on Aug. 29, 2023.

40 - CB ANTHONY KENDALL**5-10, 177, Rookie, Baldwin Wallace**

- Anthony Kendall was signed by the Titans as a rookie free agent on May 12, 2023.

- In five seasons at Baldwin Wallace University (2018-22), he appeared in 31 games and recorded 127 tackles, 20 pass breakups, six interceptions, one forced fumble and one sack.

- As a graduate in 2022, Kendall started in 10 games and led the Yellow Jackets and the OAC with a career-high 12 pass breakups. He also had a career-high three interceptions, recorded a career-high 56 tackles and added four tackles for loss, his first career forced fumble and first career sack. He was named the 2022 Lee J. Tressel Ohio Athletic Conference Defensive Back of the Year. He also was selected as an American Football Coaches Association, Associated Press and D3football.com second-team All-American and an All-OAC first-team selection.

- As a senior in 2021, he appeared in seven games and recorded 11 tackles, two tackles for loss and one pass breakup.

- He is a native of Port Richey, Fla.

**2023 Game Notes:**

- **At New Orleans (9/10)**, led the team with three total special teams tackles in his NFL debut.

20 - CB KINDLE VILDOR**5-11, 189, 4th Year/1st with Titans, Georgia Southern**

- Kindle Vildor was claimed by the Titans off waivers from the Chicago Bears on Aug. 31, 2023.


- Prior to joining the Titans, Vildor played in 44 games with 22 starts for the Chicago Bears, who selected him in the fifth round (163rd overall) of the 2020 NFL Draft. His totals with Chicago included 67 tackles, 10 passes defensed and one sack.

- In 2022, he played in 11 games with nine starts for the Bears, totaling 34 tackles and one interception.

- In 2021, he recorded career highs with 17 games played, 12 starts, 45 tackles and one sack.

- He recorded seven tackles in Chicago's wild-card playoff game against the Saints during the 2019 postseason.

- The College Park, Ga., native attended Georgia Southern, where he appeared in 39 games and totaled nine interceptions, nine tackles for loss and 25 passes defensed. He was named first-team All Sun Belt Conference in 2018 and 2019.

**2023 Game Notes:**

- **At New Orleans (9/10)**, registered one tackle in his Titans debut.



TITANS SAFETIES

No.	Name	Ht	Wt	Exp	College
44	Brown, Mike	6-1	215	1	Miami (Ohio)
31	Byard, Kevin	5-11	212	8	Middle Tennessee State
37	Hooker, Amani	5-11	210	5	Iowa
39	Jackson, Matthew	6-1	209	R	Eastern Kentucky
24	Molden, Elijah	5-10	192	3	Washington

#31 • S KEVIN BYARD

5-11, 212, 8th Year, Middle Tennessee State
[Click for complete bio](#)



Safety **Kevin Byard** is in his eighth NFL season in 2023. He was selected by the Titans in the third round (64th overall) of the 2016 NFL Draft.

Byard is one of the team's most accomplished defenders and is among the NFL's most successful safeties since he entered the league. He is a four-time team captain, two-time Pro Bowl selection and a two-time Associated Press first-team All-Pro. During his seven-year career, he has been a part of six winning seasons and four playoff berths.

With 27 career interceptions at the end of the 2022 season, Byard tied for the fourth-highest total in franchise history and the most for the franchise in its "Titans era," which began in 1999. Only former Oilers **Jim Norton** (45), **Cris Dishman** (31) and **Fred Glick** (30) have totaled more interceptions than Byard, who tied **Tony Banfield**, **W.K. Hicks** and **Darryll Lewis** with 27.

Over a six-year period from 2017 through 2022, Byard's 27 interceptions led all NFL safeties. The only player with more interceptions in that time was Miami Dolphins cornerback **Xavier Howard**, who had 28.

Byard did not miss a game from 2016 through 2022, totaling 114 games in the regular season and seven postseason games. At the conclusion of 2022, his 105 consecutive starts in the regular season was the leading current streak among all Titans players and trailed only New England's **Devin McCourty** (115) among all NFL defenders.

In 2022, Byard led the Titans with four interceptions and 106 tackles. It was his fifth total season (2017-19, 2021-22) and second consecutive season in which he led the squad in interceptions, and it was his third straight campaign (2020-22) leading the defense in tackles. Prior to 2021, no previous Titans/Oilers player had led the team in both interceptions and tackles in a single season, and Byard accomplished the feat in consecutive seasons from 2021 to 2022.

In 2021, Byard was announced as a starter to his second career Pro Bowl and earned first-team Associated Press All-Pro honors for the second time in his career. He joined **Bruce Matthews** (1999-2000) and **Albert Haynesworth** (2007-2008) as the franchise's only players in its Titans era to earn multiple first-team AP All-Pro honors.

Byard led the Titans in 2021 with five interceptions and 88 tackles, becoming the franchise's first player to lead the team in tackles and interceptions in the same season since the team began tracking individual tackle statistics in 1974. It was his second consecutive season to lead the club in tackles and the fourth time in his career he was the interceptions leader. Additionally, his 13 passes defended ranked second on the team and made up the highest total among NFL safeties. He also was credited with one sack, two quarterback pressures, one tackle for loss, two forced fumbles, one fumble recovery and his first two career touchdowns—one on a fumble return and one on an interception return. He was the first Titans player with two defensive touchdowns in the same season since linebacker **Zach Brown** in 2012.

In 2020, Byard was a defensive team captain for the second consecutive season and the team's Walter Payton NFL Man of the Year nominee. His 111 tackles led the team and established a career high. Additionally, he registered one interception, seven passes defended, two quarterback pressures, one tackle for loss and one forced fumble. In one playoff game

he produced five tackles, one pass defended and a quarterback pressure.

Byard's 2019 totals included a team-leading five interceptions, 10 passes defended, 91 tackles, one quarterback pressure and two tackles for loss. In three postseason games, he added 20 tackles and one interception.

In 2018, Byard finished with a team-leading four interceptions, 10 passes defended, 96 tackles and two sacks. He also completed a touchdown pass on a memorable fake punt to help defeat the Houston Texans (Sept. 16).

Byard experienced a breakthrough second-year season in 2017. He was named to the Pro Bowl and earned first-team Associated Press All-Pro honors after tying Detroit's **Darius Slay** for the NFL lead with eight interceptions. He added a pair of fumble recoveries to pace the league with 10 total takeaways.

As a rookie in 2016, Byard played in every game, starting the final seven contests at free safety. His 63 tackles were the most by a Titans rookie safety since **Tank Williams'** 69 tackles in 2002. He also ranked second on the squad with 10 special teams tackles.

During a four-year career at Middle Tennessee State University, he appeared in 49 games and notched 46 starts at safety while becoming one of the most prolific defenders in school history. He set school records with 19 career interceptions, 377 interception return yards and four interception returns for touchdowns, and he finished sixth in MTSU history with 312 career tackles. In total, he had a hand in 25 turnovers (19 interceptions, five forced fumbles and one fumble recovery) during his career and added 17 career passes defended and five tackles for loss. He was twice named first-team All-Conference USA.

As a senior in 2015, Byard appeared in 12 games with nine starts as a permanent team captain and was named first-team All-Conference USA for the second consecutive year. He ranked fourth on the team with 66 tackles and led the squad with four interceptions and six additional pass breakups.

The Lithonia, Ga., native set a career high in college with six interceptions as a junior and forced to fumbles the same season.

2023 Game Notes:

➤ **At New Orleans (9/10)**, led the defense with nine total tackles.

Byard's Career Regular Season Statistics:

Year	GP	GS	Tackle	Sack	QBP	TFL	Int	PD	FF	FR
2016	16	7	63	1.0	3	5	0	4	0	0
2017	16	16	87	0.0	3	4	8	18	0	2
2018	16	16	96	2.0	4	0	4	10	0	0
2019	16	16	91	0.0	1	2	5	10	0	0
2020	16	16	111	0.0	2	1	1	7	1	0
2021	17	17	88	1.0	2	1	5	13	2	1
2022	17	17	106	0.0	2	0	4	6	0	0
2023	1	1	9	0.0	0	0	0	0	0	0
Totals	115	106	651	4.0	17	13	27	68	3	3

Byard's Career Postseason Statistics:

Year	GP	GS	Tackle	Sack	QBP	TFL	Int	PD	FF	FR
2017	2	2	16	0.0	0	0	0	0	0	0
2019	3	3	20	0.0	0	0	1	1	0	0
2020	1	1	5	0.0	1	0	0	1	0	0
2021	1	1	3	0.0	0	0	0	0	0	0
Totals	7	7	44	0.0	1	0	1	2	0	0

Byard's Regular Season Single-Game Highs:

Tackles - 16 vs. Washington (12/22/18)

Sacks - 1 (Four times, last at New England, 11/28/21)

Tackles For Loss - 2 (Twice, last at Miami, 10/8/17)

Interceptions - 3 at Cleveland (10/22/17)

Passes Defended - 3 (Twice, last vs. Baltimore, 11/5/17)

Forced Fumbles - 1 (Twice, last vs. Kansas City, 10/24/21)

Fumble Recoveries - 1 (Three times, last at Jacksonville, 10/10/21)

Byard's Playoff Single-Game Highs:

Tackles - 11 at Baltimore (1/11/20)

Interceptions - 1 at Baltimore (1/11/20)

FRANCHISE INTERCEPTION LEADERS

Titans safety **Kevin Byard** is tied with **Tony Banfield**, **W.K. Hicks** and **Darryll Lewis** and for fourth place on the franchise's all-time interceptions list. He is in third place among all franchise safeties and has more interceptions than any other player in the organization's "Titans era" (1999 to present).

Most career interceptions in franchise history:

Player (Position)	Years	Int	Yds	Avg	Lg	TD
1. Jim Norton (S)	1960-68	45	592	13.2	56	1
2. Cris Dishman (CB)	1988-96	31	348	11.2	43	1
3. Fred Glick (S)	1961-66	30	390	13.0	45	1
4. Kevin Byard (S)	2016-22	27	333	12.3	33	1
Tony Banfield (CB)	1960-65	27	224	8.3	58	0
W.K. Hicks (CB)	1964-69	27	457	16.9	62	0
Darryll Lewis (CB)	1991-98	27	540	20.0	98t	5
8. Mike Reinfeldt (S)	1976-83	26	375	14.4	39	0
9. Michael Griffin (S)	2007-15	25	328	13.1	83t	1
Ken Houston (S)	1967-72	25	650	26.0	78	9
11. Zeke Moore (CB)	1967-77	24	444	18.5	74	2
12. Willie Alexander (CB)	1971-79	23	379	16.5	95t	1
Samari Rolle (CB)	1998-04	23	349	15.2	81t	1
14. Marcus Robertson (S)	1991-00	22	428	19.5	69	0
15. Gregg Bingham (LB)	1973-84	21	279	13.3	54	0

MOST INTERCEPTIONS FROM 2017-2023

Since the beginning of the 2017 campaign, Titans safety **Kevin Byard** leads all safeties and ranks second in the NFL with 27 interceptions.

Most interceptions from 2017-2023:

Player	Interceptions
1. Xavien Howard	28
2. Kevin Byard	27
3. J.C. Jackson	26
4. Justin Simmons	25
5. Quandre Diggs	23
6. Jordan Poyer	22
Harrison Smith	22
8. Darius Slay	21
9. Tyrann Mathieu	20
10. Marcus Williams	19
Minkah Fitzpatrick	19

CONSECUTIVE STARTS

Titans safety **Kevin Byard** has never missed a game in his NFL career and has started every game since the 10th game of his rookie season in 2016.

Among all current defensive players in the NFL, Byard's active consecutive starting streak ranks first.

Longest current starting streak among active NFL defensive players:

Player	Pos	Current Team	Active Consecutive Starting Streak
1. Kevin Byard	DB	Tennessee Titans	106
2. Adrian Amos	DB	New York Jets	84
3. Leonard Floyd	LB	Buffalo Bills	82
4. DaQuan Jones	DL	Buffalo Bills	81
6. Grady Jarrett	DL	Atlanta Falcons	77
7. Jordan Hicks	LB	Minnesota Vikings	69
8. Grover Stewart	DL	Indianapolis Colts	64
9. Maxx Crosby	DL	Las Vegas Raiders	60
10. Patrick Queen	LB	Baltimore Ravens	51
Roquan Smith	LB	Baltimore Ravens	51
Daron Payne	DL	Washington Commanders	51
Quandre Diggs	DB	Seattle Seahawks	51

MOST SEASONS LEADING FRANCHISE IN INTs

With **Kevin Byard** totaling four interceptions in 2022, he led the Titans in interceptions for the fifth time in his career. He previously led the squad in 2017, 2018, 2019 and 2021. Byard tied former cornerback **Darryll Lewis** (1994-98) as the only players in franchise history to lead the team in interceptions five times.

Most seasons leading the team (or tying for the team lead) in interceptions, franchise history:

Player	Seasons*	Total
1. Kevin Byard	2017-2019, 2021-2022	5
Darryll Lewis	1994-1998	5
3. Michael Griffin	2008, 2010-2012	4
Samari Rolle	1999-2001, 2003	4
5. Jason McCourty	2011-2012, 2014	3
Jim Norton	1961-1962, 1966	3

2022 TITANS TACKLE LEADERS

In addition to leading the Titans with four interceptions in 2022, safety **Kevin Byard** also led the defense with 106 tackles. It was the third consecutive season in which Byard led the Titans in tackles after totaling 111 stops in 2020 and 88 tackles in 2021.

Titans tackle leaders in 2022:

Player	Position	Total	Solo	Assist
1. Kevin Byard	S	106	68	38
2. David Long	ILB	86	52	34
3. Roger McCreary	CB	84	70	14
4. Monty Rice	ILB	63	36	27
5. Andrew Adams	S	60	42	18
6. Jeffery Simmons	DT	54	25	29
7. Dylan Cole	ILB	50	34	16
8. Kristian Fulton	CB	48	35	13
9. Amani Hooker	S	46	39	7
10. Terrance Mitchell	CB	39	31	8

TACKLES & INTERCEPTIONS, 2021-22

With 194 total tackles and nine interceptions since the beginning of the 2021 season, Titans safety **Kevin Byard** is one of only two NFL players with at least 175 tackles and seven interceptions in that span. The other is Pittsburgh Steelers safety **Minkah Fitzpatrick**, who has 220 stops and eight interceptions.

Players with 175 tackles and eight interceptions from 2021 to 2022:

Player	Team	Tackles	Interceptions
Kevin Byard	Tennessee Titans	194	9
Minkah Fitzpatrick	Pittsburgh Steelers	220	8



INTERCEPTIONS IN FIRST SEVEN SEASONS

Titans safety **Kevin Byard** totaled 27 interceptions from the time he entered the NFL in 2016 as a third-round draft pick through 2022. Since the franchise's inaugural 1960 season, his total tied second among all franchise players in their first seven NFL seasons. Only Oilers safety **Jim Norton** (37) had more. Byard's 27 interceptions tied the seven-year totals of **Tony Banfield**, **Cris Dishman** and **W.K. Hicks**.

Most interceptions in a player's first seven seasons, franchise history:

Player	First 7 Seasons*	Interceptions
1. Jim Norton	1960–1966	37
2. Kevin Byard	2016–2022	27
Tony Banfield	1960–1965	27
Cris Dishman	1988–1994	27
W.K. Hicks	1964–1969	27
6. Fred Glick	1961–1965	26
7. Ken Houston	1967–1972	25
Mike Reinfeldt	1976–1982	25
9. Darryll Lewis	1991–1997	23
Samari Rolle	1998–2004	23

* Seven seasons or less if the player was with the team for fewer than seven seasons

SEASON INTERCEPTIONS, TEAM HISTORY

Kevin Byard recorded a team-high eight interceptions in 2017. His total tied for seventh in franchise history and was the highest by any franchise player since Oilers cornerback **Rishard Johnson** picked off eight passes in 1990.

Most interceptions in a season, franchise history:

Player	Season	Position	Interceptions
1. Mike Reinfeldt	1979	S	12
Fred Glick	1963	S	12
3. Miller Farr	1967	CB	10
4. Ken Houston	1971	S	9
W.K. Hicks	1965	CB	9
Jim Norton	1961	S	9
7. Kevin Byard	2017	S	8
Richard Johnson	1990	CB	8
Pete Jaquess	1964	CB	8
Jim Norton	1962	S	8
Tony Banfield	1961	CB	8

2017 NFL LEADERS

Titans safety **Kevin Byard** tied for the NFL lead with eight interceptions in 2017, his second NFL season. He shared the top of the leaderboard with Detroit Lions cornerback **Darius Slay**.

Most interceptions in 2017:

Player	Team	Position	Interceptions
1. Kevin Byard	Tennessee	S	8
Darius Slay	Detroit	CB	8
3. Eric Weddle	Baltimore	S	6
A.J. Bouye	Jacksonville	CB	6
5. (five tied)			5

Additionally, Byard recorded two fumble recoveries on defense. His 10 total defensive takeaways were the most in the NFL.

Slay ranked second with nine takeaways, while Kansas City cornerback **Marcus Peters** tied Baltimore safety **Eric Weddle** for third place with seven takeaways.

Most total defensive takeaways in 2017:

Player	Team	Interceptions	Def. Fumble Recoveries	Total Takeaways
1. Kevin Byard	Ten	8	2	10
2. Darius Slay	Det	8	1	9
3. Marcus Peters	KC	5	2	7
Eric Weddle	Bal	6	1	7
5. (four tied)				6



INTERCEPTIONS IN A GAME, TEAM HISTORY

With three interceptions at Cleveland on Oct. 22, 2017, safety **Kevin Byard** tied a franchise record and became the ninth player in franchise history to record three interceptions in a regular season game.

Byard became the first NFL player in 2017 to record three interceptions in a game and the first NFL player to do so since Philadelphia Eagles safety **Kurt Coleman** at Washington on Oct. 16, 2011. He was the first Titans player to record three interceptions in a game since linebacker **Keith Bulluck** accomplished the feat at New Orleans on Monday night, Sept. 24, 2007.

Most interceptions in a game, franchise history:

Player (Pos)	Date	Opp	Int	Yds	Avg	TD
1. Kevin Byard (S)	10/22/17	Cle	3	60	20.0	0
Keith Bulluck (LB)	9/24/07	NO	3	51	17.0	0
Samari Rolle (CB)	12/26/99	Jac	3	66	22.0	0
Marcus Robertson (S)	11/21/93	Cle	3	69	23.0	0
Willie Alexander (CB)	11/14/71	Oak	3	40	13.3	0
Ken Houston (S)	10/24/71	Pit	3	28	9.3	0
Miller Farr (CB)	10/15/67	NYJ	3	128	42.7	1
W.K. Hicks (CB)	10/31/65	Buf	3	50	16.7	0
Jim Norton (S)	12/2/62	Den	3	22	7.3	0

PLAYERS WITH INTERCEPTION & TD PASS

In a victory over the Houston Texans on Sept. 16, 2018, **Kevin Byard** completed a 66-yard touchdown pass to defensive back **Dane Cruikshank**.

Byard became the first defensive player in franchise history to record a touchdown pass. Additionally, Byard's touchdown pass was the longest by a defensive player in the Super Bowl era. The previous long was held by Los Angeles Rams defensive back **Ed Meador**, who had an 18-yard touchdown pass at Atlanta on Nov. 19, 1967.

Byard, who tied for the NFL lead in 2017 with eight interceptions, also became only the fifth player in the Super Bowl era to throw at least one touchdown pass and record at least one career interception.

NFL players in the Super Bowl era with at least one career interception and one career touchdown pass (1966 through 2018):

Player	NFL Seasons	Career Pass TDs	Career Interceptions
Kevin Byard	2016–2018	1	12
Randy Moss	1998–2012	2	1
Tom Myers	1972–1981	1	36
Eddie Meador	1966*–1970	1	26
Paul Krause	1966*–1979	1	63

* Meador played from 1959–1970; Krause played from 1964–1979



#37 • S AMANI HOOKER

5-11, 210, 5th Year, Iowa
[Click for complete bio](#)



Safety **Amani Hooker** is in his fifth NFL season in 2023. He was selected by the Titans in the fourth round (116th overall) of the 2019 NFL Draft.

In 2022, Hooker was limited to nine games due to injuries. He contributed 46 tackles, one interception, three passes defended, one forced fumble, one fumble recovery, four quarterback pressures and one tackle for loss.

Hooker appeared in 12 games in 2021 with a career-high 12 starts. He totaled a career-best 62 tackles, one tackle for loss, one interception, four passes defended and one forced fumble. He added seven tackles and an interception in the team's divisional playoff contest.

In 2020, Hooker played 16 games with three starts. He tied **Malcolm Butler** for the team lead with four interceptions and ranked fourth on the team with seven special teams tackles. Additionally, he totaled one tackle for loss and eight passes defended.

As a rookie in 2019, Hooker played as a reserve safety in all 16 games and collected 13 tackles while ranking third on the team with eight special teams tackles.

During a three-year career at Iowa, Hooker played in 36 games with 19 starts and totaled 125 tackles, six interceptions, a sack, 3.5 tackles for loss and nine passes defended. He declared for the NFL Draft following his junior campaign.

Hooker is a native of Minneapolis, Minn.

2023 Game Notes:

➤ **At New Orleans (9/10)**, recorded two takeaways: a fumble recovery on kickoff coverage and an interception. His game totals also included four tackles, one tackle for loss and a team-high two passes defended. He forced and recovered a fumble on the opening kickoff of the game, stripping the ball from Rashid Shaheed to set up a field goal on the ensuing possession. It was Hooker's first career special teams forced fumble and special teams fumble recovery. It was the team's first time having a special teams forced fumble and recovery by the same player since Daren Bates did so on kickoff coverage against the Jacksonville Jaguars on Nov. 24, 2019. Hooker notched his seventh career interception when he picked off a pass by Derek Carr to end a Saints drive late in the first half. He returned the ball 10 yards.

Hooker's Career Regular Season Statistics:

Year	GP	GS	Tackle	Sack	QBP	TFL	Int	PD	FF	FR
2019	16	0	13	0.0	0	0	0	0	0	0
2020	16	3	44	0.0	0	1	4	8	0	0
2021	12	12	62	0.0	0	1	1	4	1	0
2022	9	9	46	0.0	4	1	1	3	1	1
2023	1	1	4	0.0	0	1	1	2	0	0
Totals	54	25	169	0.0	4	4	7	17	2	1

Hooker's Career Postseason Statistics:

Year	GP	GS	Tackle	Sack	QBP	TFL	Int	PD	FF	FR
2019	3	0	3	0.0	0	0	0	0	0	0
2020	1	0	0	0.0	0	0	0	0	0	0
2021	1	1	7	0.0	0	0	1	2	0	0
Totals	5	1	10	0.0	0	0	1	2	0	0

Hooker's Regular Season Single-Game Highs:

Tackles - 12 at L.A. Rams (11/7/21)
Interceptions - 1 (Seven times, last at New Orleans, 9/10/23)
Passes Defended - 2 (Twice, last at Baltimore, 11/22/20)

Hooker's Playoff Single-Game Highs:

Tackles - 7 vs. Cincinnati (1/22/22)
Interceptions - 1 vs. Cincinnati (1/22/22)
Passes Defended - 2 vs. Cincinnati (1/22/22)

#24 • DB ELIJAH MOLDEN

5-10, 192, 3rd Year, Washington
[Click for complete bio](#)



Defensive back **Elijah Molden** is in his third NFL season in 2023. He was selected by the Titans in the third round (100th overall) of the 2021 NFL Draft.

In 2022, Molden was limited by injuries to two games and one start. He totaled five tackles, one quarterback pressure and one tackle for loss before his second stint on injured reserve ended his season.

As a rookie in 2021, Molden appeared in 16 games with seven starts. He ranked fifth on the team and first among Titans rookies with 60 tackles and registered one interception for a touchdown. He was one of six rookie defensive backs with at least 60 tackles and one interception. Additionally, he contributed six quarterback pressures, three tackles for loss, four passes defended, one forced fumble, one fumble recovery and two stops on special teams. In the team's divisional playoff contest, he started and registered two tackles.

Prior to arriving in Tennessee, Molden totaled 153 tackles, five interceptions, 25 passes defended, four forced fumbles and two fumble recoveries in 44 games at the University of Washington. He earned first team All-Pac-12 honors on defense as a junior and senior and was named second team All-Pac-12 as an all-purpose/special teams player as a sophomore.

In 2020, Washington's football season was limited to four games due to the COVID-19 pandemic. Molden started all four contests and finished third on the squad with 26 tackles to go with one interception and two passes defended.

In 2019, Molden set career highs with a team-high 79 tackles, four interceptions and three forced fumbles with the Huskies.

He is a native of West Linn, Oregon.

2023 Game Notes:

➤ **At New Orleans (9/10)**, ranked second on the defense with eight tackles and added a pass defended in his first regular-season action since Nov. 27, 2022. His eight tackles tied his career high.

Molden's Career Regular Season Statistics:

Year	GP	GS	Tackle	Sack	QBP	TFL	Int	PD	FF	FR
2021	16	7	60	0.0	6	3	1	4	1	1
2022	2	1	5	0.0	1	1	0	0	0	0
2023	1	0	8	0.0	0	0	0	1	0	0
Totals	19	8	73	0.0	7	4	1	5	1	1

Molden's Career Postseason Statistics:

Year	GP	GS	Tackle	Sack	QBP	TFL	Int	PD	FF	FR
2021	1	1	2	0.0	0	0	0	0	0	0
Totals	1	1	2	0.0	0	0	0	0	0	0

Molden's Regular Season Single-Game Highs:**Tackles** - 8 (Four times, last at New Orleans, 9/10/23)**Interceptions** - 1 at Indianapolis (10/31/21)**Passes Defended** - 2 at Indianapolis (10/31/21)**Forced Fumbles** - 1 at Jacksonville (10/10/21)**Fumble Recoveries** - 1 vs. Miami (1/2/22)**Molden's Playoff Single-Game Highs:****Tackles** - 2 vs. Cincinnati (1/22/22)**MORE TITANS SAFETIES****44 - S MIKE BROWN****6-1, 215, 1st Year, Miami (Ohio)**

➤ Mike Brown was signed by the Titans off the practice squad of the Cleveland Browns on Jan. 2, 2023.

➤ With the Titans in 2022, he was inactive for the only game he was on the 53-man roster.

➤ Brown originally signed with the Minnesota Vikings as a rookie free agent on May 1, 2022. He spent training camp with the Vikings before being released. After a stint on Green Bay's practice squad, he rejoined the Vikings practice squad on Oct. 5, was released on Oct. 18, and then joined the Browns on Oct. 25. He appeared in three games with the Browns and registered one special teams tackle.

➤ During his career at the Miami University (Ohio), he played in 54 games, tallying 196 total tackles, 15.5 tackles for loss and four interceptions.

➤ As a senior in 2021, he appeared in 13 games and posted a career high in tackles (64), tackles for loss (9.5) and sacks (1.5).

➤ He is a native of Grand Rapids, Mich.

**39 - S MATTHEW JACKSON****6-1, 209, Rookie, Eastern Kentucky**

➤ Matthew Jackson was signed by the Titans as an undrafted free agent on May 12, 2023.

➤ Jackson appeared in 50 games with 27 starts over five seasons at Eastern Kentucky (2018-22). His totals there included 294 tackles, 27.5 tackles for loss, eight sacks, two interceptions, 14 passes defended, three forced fumbles and five fumble recoveries.

➤ As a graduate in 2022, he started in 10 games and led the team with 87 tackles. He added 7.5 tackles for loss, two sacks, four passes defended, one forced fumble and two fumble recoveries. He was named a third-team Stats Perform All-American, fourth-team Phil Steele/DraftScout All-American, Phil Steele first-team All-ASUN and an ASUN All-Conference selection.

➤ As a senior in 2021, started all 11 games and tied for the team high with 102 tackles, while also leading the squad with 11 tackles for loss and tallying a pair of interceptions. He was an ASUN All-Conference selection.

➤ A Nashville native, Jackson attended Hillsboro High School, where he was a team captain and the school's leading tackler as a senior in 2016. He was also a member of the track team, winning the city championship in the long jump.

**2023 Game Notes:**

➤ **At New Orleans (9/10)**, made his NFL debut on special teams.

**TITANS SPECIALISTS****PUNTERS**

No.	Name	Ht	Wt	Exp	College
4	Stonehouse, Ryan	5-10	193	2	Colorado State

KICKERS

No.	Name	Ht	Wt	Exp	College
6	Folk, Nick	6-1	225	16	Arizona

LONG SNAPPERS

No.	Name	Ht	Wt	Exp	College
46	Cox, Morgan	6-4	233	14	Tennessee

#46 • LS MORGAN COX**6-4, 233, 14th Year/3rd with Titans, Tennessee**[Click for complete bio](#)

Long snapper **Morgan Cox** is in his 14th NFL season and his third campaign with the Titans in 2023. He was signed by the Titans as an unrestricted free agent on March 19, 2021.

In 2022, Cox handled all of the team's long snapping duties for the second consecutive season and was named to his fifth career Pro Bowl. He has more Pro Bowl appearances than any other player at his position since the league began naming long snappers to the Pro Bowl in 2004.

His steady play in 2022 helped rookie punter **Ryan Stonehouse** lead the league and set a new NFL record with a 53.1-yard gross punting average. Stonehouse also finished fourth in the NFL and set a rookie record with a 44.0-yard net average. Meanwhile, kicker **Randy Bullock** made 17 of 20 field goals (85.0 percent) and made all 28 extra point attempts.

In 2021, Cox handled all of the team's long snapping duties in 17 regular season games and one postseason game. He helped Bullock finish ninth in franchise history with 120 points in a single season, including three game-winning field goals (Sept. 19 at Seattle, Oct. 31 at Indianapolis and Dec. 23 against San Francisco). He also snapped for punter **Brett Kern**, who had the league's third-best ratio of punts inside the 20 to touchbacks (18:1).

In his first 11 seasons, Cox appeared in 165 regular season games for the Baltimore Ravens, serving as the team's primary long snapper after entering the NFL as an undrafted free agent in 2010. He was selected to four Pro Bowls and was a part of five playoff teams in Baltimore, totaling 10 postseason games played.

In 2020, he earned his fourth career Pro Bowl selection. He helped kicker Justin Tucker record his fifth consecutive season with at least 130 points, tying the NFL record of consecutive seasons with 130-plus points. Tucker connected on 26 of 29 field goals (89.7 percent) and was 52 of 53 on extra points (98.1 percent). Cox also snapped on all 51 of **Sam Koch's** 51 punts, as Koch was the NFL's only punter to place at least 20 punts (22) inside in the 20-yard line and have no more than one touchback.

A native of Collierville, Tenn., Cox played 38 games in three seasons (2007-09) as the primary long snapper at the University of Tennessee.

2023 Game Notes:

➤ **At New Orleans (9/10)**, appeared in his 200th career regular-season game. He became the 11th active NFL player to do so and the third active long snapper to do so, joining Carolina's J.J. Jansen and Houston's Jon Weeks. He snapped for five field goals on five attempts by Nick Folk in the contest.

Cox's Career Regular Season Statistics:

Year	Team	GP	GS	SpT Tackles
2010	Bal	15	0	1
2011	Bal	16	0	0
2012	Bal	16	0	2
2013	Bal	16	0	2
2014	Bal	7	0	0
2015	Bal	16	0	0
2016	Bal	16	0	2
2017	Bal	16	0	1
2018	Bal	16	0	1
2019	Bal	16	0	0
2020	Bal	15	0	2
2021	Ten	17	0	1
2022	Ten	17	0	1
2023	Ten	1	0	0
NFL Totals		200	0	13

Cox's Career Postseason Statistics:

Year	Team	GP	GS	SpT Tackles
2011	Bal	2	0	0
2012	Bal	4	0	0
2018	Bal	1	0	0
2019	Bal	1	0	0
2020	Bal	2	0	0
2021	Ten	1	0	0
Playoff Totals		11	0	0

#6 • K NICK FOLK

6-1, 225, 16th Year/1st with Titans, Arizona

[Click for complete bio](#)

Kicker **Nick Folk** is in his 16th NFL season and his first campaign with the Titans in 2023. He was acquired by the Titans in a trade with the New England Patriots on Aug. 29, 2023.



In his first 15 NFL seasons, Folk appeared in 211 games during his time with the Dallas Cowboys (2007-09), New York Jets (2010-2016), Tampa Bay Buccaneers (2017) and Patriots (2019-22). During that time, he connected on 82.9 percent (353 of 426) of his field goal attempts and 96.8 percent of his extra point attempts (458 of 473). He had 10 seasons with at least 100 points, including a league-leading 150 points in 2021 with the Patriots. He registered 11 game-winning field goals in the regular season and one in postseason play.

Folk ended the 2022 campaign with an active streak of 60 straight field goals made under 40 yards—every attempt in the regular season since his last miss on Oct. 5, 2017 against New England as a member of the Buccaneers. Through 2022, the NFL record was 70 by **Justin Tucker** of Baltimore (2016-20).

Over his four years with New England, Folk made 108 of his 121 field goal attempts (89.3 percent) in 57 games. He departed the Patriots in fifth place on the New England all-time field goal list and tied for seventh place on the franchise's all-time scoring list with 440 total points.

In 2022, he played in all 17 games for New England and totaled 128 points on 32-of-37 field goal attempts. He was also 32-of-35 on extra points. Folk became one of six all-time NFL players to have at least five seasons with 30 field goals, joining **Justin Tucker** (eight), **Stephen Gostkowski** (five), **Robbie Gould** (five), **John Carney** (five) and **David Akers** (five).

Folk established the NFL record for consecutive field goals made under 50 yards with a streak of 64 such kicks from Oct. 5, 2017 to Oct. 16, 2022. He broke the record (56 consecutive) set by **Ryan Succop** of the Titans from 2014 to 2017.

While with the Patriots, he also set the franchise mark for consecutive field goals made (36) during a streak that spanned from 2020 to 2021 and posted the third-highest field goal percentage for a season by a Patriot in 2020 (92.9).

Folk entered the NFL as a sixth-round selection by the Dallas in the 2007 NFL Draft. As a rookie for the Cowboys, he earned a Pro Bowl selection and all-rookie honors.

A native of Sherman Oaks, Calif., Folk attended the University of Arizona, where he earned All-PAC 10 accolades in his final season.

2023 Game Notes:

➤ **At New Orleans (9/10)**, made his Titans debut and tied his career high with five field goals. It was his sixth career game with five field goals and the fifth occasion in which he connected on five field goals without a miss. He made a 50-yard field goal to cap the Titans' opening possession and a 27-yarder to end their second drive. In the second quarter, he booted a 31-yard field goal, and he added both a 45-yarder and a 29-yarder in the fourth quarter. He became the first Titans kicker with five field goals in a game since Stephen Gostkowski made six at Minnesota on Sept. 27, 2020. It was his 19th career game with four or more field goals.

Folk's Career Regular Season Statistics:

Year	Team	GP	FGM	FGA	Pct	Lg	XPM	XPA	Pts
2007	Dal	16	26	31	83.9	53	53	53	131
2008	Dal	16	20	22	90.9	52	42	42	102
2009	Dal	14	18	28	64.3	51	36	36	90
2010	NYJ	16	30	39	76.9	56	37	37	127
2011	NYJ	16	19	25	76.0	51	44	44	101
2012	NYJ	16	21	27	77.8	54	30	30	93
2013	NYJ	16	33	36	91.7	54	27	27	126
2014	NYJ	16	32	39	82.1	55	23	23	119
2015	NYJ	8	13	16	81.3	55	19	19	58
2016	NYJ	16	27	31	87.1	51	24	26	105
2017	TB	4	6	11	54.5	50	7	9	25
2019	NE	7	14	17	82.4	51	12	12	54
2020	NE	16	26	28	92.9	51	30	33	108
2021	NE	17	36	39	92.3	53	42	47	150
2022	NE	17	32	37	86.5	54	32	35	128
2023	Ten	1	5	5	100.0	50	0	0	15
NFL Totals		212	358	431	83.1	56	458	473	1532

Folk's Career Postseason Statistics:

Year	Team	GP	FGM	FGA	Pct	Lg	XPM	XPA	Pts
2007	Dal	1	1	1	100.0	34	2	2	5
2010	NYJ	3	2	3	66.7	42	8	8	14
2019	NE	1	2	2	100.0	36	1	1	7
2021	NE	1	1	1	100.0	44	2	2	5
Playoff Totals		6	6	7	85.7	44	13	13	31

Folk's Regular Season Single-Game Highs:

Field Goals Made - 5 (six times, last at New Orleans, 9/10/23)
Field Goal Attempts - 6 vs. Tennessee (11/28/21)
Longest Field Goal - 56 at Denver (10/17/10)
PATs Made - 6 (five times, last vs. Cleveland, 11/14/21)
PATs Attempted - 7 vs. N.Y. Jets (10/24/21)
Points - 18 vs. Tennessee (11/28/21)

Folk's Playoff Single-Game Highs:

Field Goals Made - 2 vs. Tennessee (1/4/20)
Field Goal Attempts - 2 vs. Tennessee (1/4/20)
Longest Field Goal - 44 at Buffalo (1/15/22)
PATs Made - 4 at New England (1/16/11)
PATs Attempted - 4 at New England (1/16/11)
Points - 6 vs. Tennessee (1/4/20)

FIVE SEASONS WITH 30 FIELD GOALS

As a member of the Patriots in 2022, Titans kicker **Nick Folk** became one of six NFL players to have at least five seasons with 30 field goals.

Most NFL seasons with 30 or more field goals:

Player	Seasons
1. Justin Tucker	8
2. Nick Folk	5
Stephen Gostkowski	5
Robbie Gould	5
John Carney	5
David Akers	5
7. Graham Gano	4
Adam Vinatieri	4
Matt Prater	4
Jay Feely	4
Matt Stover	4
Matt Bryant	4

CONSECUTIVE FGs, NFL HISTORY

From 2020 to 2021, Nick Folk made 36 consecutive field goals as a member of the New England Patriots. Through the 2022 campaign, Folk's streak was tied for the sixth-longest such streak in NFL history.

Most consecutive field goals in NFL history (through 2022):

Player	Team	Season(s)	Consecutive Field Goals
1. Adam Vinatieri	Indianapolis	2015–2016	44
2. Mike Vanderjagt	Indianapolis	2002–2004	42
3. Gary Anderson	San Francisco/Minnesota	1997–1998	40
4. Graham Gano	New York Giants	2020–2021	37
Jason Myers	Seattle	2019–2021	37
6. Nick Folk	New England	2020–2021	36
Matt Stover	Baltimore	2005–2006	36
8. Justin Tucker	Baltimore	2015–2016	35
Adam Vinatieri	Indianapolis	2013–2014	35
10. Robbie Gould	San Francisco	2017–2018	33
Justin Tucker	Baltimore	2013	33

FIELD GOAL LEADERS, ACTIVE PLAYERS

Among all active NFL kickers (currently on an active roster, practice squad or reserve list), Nick Folk ranks third in career field goals. Only Arizona's **Matt Prater** and Baltimore's **Justin Tucker** have more.

Through 2022, Folk's 353 career field goals put him in a tie with **Eddie Money** for 23rd in NFL history.

Most field goals among active NFL players:

Kicker	Current Team	Career FGs
1. Matt Prater	Arizona Cardinals	376
2. Justin Tucker	Baltimore Ravens	364
3. Nick Folk	New England Patriots	358
4. Graham Gano	New York Giants	313
5. Greg Zuerlein	New York Jets	294
6. Brandon McManus	Denver Broncos	224
7. Chris Boswell	Pittsburgh Steelers	202
8. Jason Myers	Seattle Seahawks	197
9. Dustin Hopkins	Los Angeles Chargers	193
10. Cairo Santos	Chicago Bears	187

#4 • P RYAN STONEHOUSE

5-10, 193, 2nd Year, Colorado State

[Click for complete bio](#)

Punter **Ryan Stonehouse** is in his second NFL season in 2023. He was signed by the Titans as a rookie free agent on May 13, 2022.

In 2022, Stonehouse finished the season with a gross average of 53.10 yards per punt on 90 total punts (4,779 total yards). In doing so, he broke **Sammy Baugh's** single-season NFL record of 51.40 yards per punt, which was established in 1940 and was never matched among qualifiers (2.5 punts per team game) until Stonehouse's rookie campaign. Stonehouse's mark also surpassed **Brett Kern's** franchise record of 49.7 yards per punt in 2017.

With a net punting average of 44.03 yards per punt in 2022, Stonehouse also established a new NFL record for the highest net average by a rookie punter. He broke the record set by Indianapolis' **Rigoberto Sanchez**, who averaged 42.64 net yards per punt as a rookie in 2017. Stonehouse finished fourth in the NFL in net punting behind veterans **Tommy Townsend** (45.6), **Michael Dickson** (44.5) and **Johnny Hekker** (44.1). In franchise history, his net average ranked second for a single season, trailing only Kern's 44.6 net average in 2017.

Stonehouse's 90 punts in 2022 made up the NFL's second-highest total. Only Denver's **Corliss Waitman** (96) had more. The 90 punts by Stonehouse tied **Craig Hentrich's** 1999 number for the fourth-highest total in team annals behind **Rich Camarillo** (96 punts in 1994) and **Cliff Parsley** (93 in 1979; 91 in 1978).

Stonehouse appeared in 53 games over five seasons at Colorado State



(2017-21) and set an NCAA career record with a 47.8-yard gross punting average. His career totals included 244 punts for 11,656 yards with 91 punts inside the 20. He totaled 106 punts of 50-plus yards and became the first player in Colorado State history to log 11,000 punting yards in a career.

During his final college season in 2021, Stonehouse appeared in 12 games and averaged 50.9 yards per attempt on 58 punts, including a career-long 81-yard punt. He placed 27 punts inside the 20-yard line and totaled 32 punts of 50-plus yards en route to being named a second-team All-Mountain West selection and a Ray Guy Award semifinalist.

He is a native of La Verne, Calif.

2023 Game Notes:

➤ **At New Orleans (9/10)**, used a 62-yard punt to pin the Saints on their own 13-yard line to end the first quarter.

Stonehouse's Career Regular Season Statistics:

Year	Team	GP	No	Yds	Avg	TB	In20	Lg	Blk	Net
2022	Ten	17	90	4,779	53.1	9	30	74	0	44.0
2023	Ten	1	3	107	35.7	0	1	62	0	33.7
Totals		18	93	4,886	52.5	9	31	74	0	43.7

Stonehouse's Regular Season Single-Game Highs:

Punts - 8 (Three times, last vs. Denver 11/13/22)

Gross Avg. - 57.3 at Philadelphia (12/4/22)

Net Avg. - 48.4 at Washington (10/9/22)

Long Punt - 74 vs. Denver (11/13/22)

In20 - 4 (Three times, last at L.A. Chargers, 12/18/22)

NFL RECORD: SINGLE-SEASON AVERAGE

In 1940, Washington's **Sammy Baugh** punted 35 times for 1,799 yards, averaging 51.40 yards per punt. Eighty-two seasons later, the mark still stood as the best qualifying single-season punting average in NFL history, until Titans rookie punter **Ryan Stonehouse** broke the record in 2022.

Stonehouse, an undrafted rookie from Colorado State University, averaged 53.10 yards per attempt on 90 total punts—1.70 yards per punt ahead of Baugh's number.

Prior to Stonehouse's rookie campaign, Baugh's mark was one of the NFL's longest-held records. In the 2022 NFL Record & Fact Book, only three single-season individual records predated Baugh's punting mark, and all three of those were later tied: most safeties in a season (two by Green Bay's **Tom Nash** in 1932 and subsequently tied 18 times), most fumbles returned for a touchdown in a season (two by Boston's **Harold McPhail** in 1934 and tied 44 times), and most opponent fumbles returned for a touchdown in a season (two by McPhail in 1934 and tied 41 times).

To qualify for the single-season average record, a punter needs a minimum of 2.5 attempts per team game.

Highest single-season punting average (gross average) in NFL history (minimum 2.5 punts per team game):

Player	Team	Season	Punts	Yards	Punting Average
1. Ryan Stonehouse	Tennessee	2022	90	4,779	53.10
2. Sammy Baugh	Washington	1940	35	1,799	51.40
3. Shane Lechler	Oakland	2009	96	4,909	51.14
4. Andy Lee	San Francisco	2011	78	3,970	50.90
5. Corey Bojorquez	Buffalo	2020	41	2,082	50.78
6. Shane Lechler	Oakland	2011	78	3,960	50.77
7. Tommy Townsend	Kansas City	2022	53	2,672	50.42
8. Brandon Fields	Miami	2012	74	3,715	50.20
9. Thomas Morstead	New Orleans	2012	74	3,707	50.09
10. A.J. Cole	Las Vegas	2021	64	3,202	50.03

NFL ROOKIE RECORD: NET AVERAGE

In addition to the NFL single-season gross punting average record he set in 2022, Titans punter **Ryan Stonehouse** also established a new record for net punting average in a season by a rookie. His 44.03 net yards per attempt exceeded the previous record of 42.64 yards, set by Indianapolis Colts rookie punter **Rigoberto Sanchez** in 2017.

Highest net punting average by a rookie, NFL history:

Player	Team	Season	Net Avg
1. Ryan Stonehouse	Tennessee Titans	2022	44.03
2. Rigoberto Sanchez	Indianapolis Colts	2017	42.64
3. Michael Dickson	Seattle Seahawks	2018	42.47
4. Jamie Gillan	Cleveland Browns	2019	41.59

2022 NFL PUNTING LEADERS


Despite being a rookie, Titans punter **Ryan Stonehouse** led the NFL in punting average in 2022 and ranked fourth among the leaders in net punting average. He maintained his gross and net averages despite being ranked second in the NFL with 90 total punts. Only Denver's **Corliss Waitman** (96) had more punts than Stonehouse in 2022.

NFL gross punting average leaders in 2022:

Player	Team	Gross Punt Avg.
1. Ryan Stonehouse	Tennessee Titans	53.10
2. Tommy Townsend	Kansas City Chiefs	50.42
3. Logan Cooke	Jacksonville Jaguars	49.34
4. AJ Cole	Las Vegas Raiders	48.88
5. Jake Camarda	Tampa Bay Buccaneers	48.85
6. Jack Fox	Detroit Lions	48.56
7. Corey Bojorquez	Cleveland Browns	48.51
8. Michael Dickson	Seattle Seahawks	48.47
9. Johnny Hekker	Carolina Panthers	48.46
10. Bryan Anger	Dallas Cowboys	48.40

NFL net punting average leaders in 2022:

Player	Team	Net Punt Avg.
1. Tommy Townsend	Kansas City Chiefs	45.58
2. Michael Dickson	Seattle Seahawks	44.42
3. Johnny Hekker	Carolina Panthers	44.12
4. Ryan Stonehouse	Tennessee Titans	44.03
5. AJ Cole	Las Vegas Raiders	43.90
6. Logan Cooke	Jacksonville Jaguars	43.78
7. Tress Way	Washington Commanders	42.89
8. Bryan Anger	Dallas Cowboys	42.84
9. Cameron Johnston	Houston Texans	42.59
10. Drue Chrisman	Cincinnati Bengals	42.57



SINGLE-GAME GROSS AVERAGE, TEAM HISTORY

Through only one season, **Ryan Stonehouse** has recorded four of the franchise's top 10 single-game gross punting averages (minimum four punts) since 1976. His best single-game average, 57.3 yards at Philadelphia on Dec. 4, 2022, ranks fifth in team history.

Highest single-game gross punting average, since 1976 (min. 4 punts):

Player	Date	Opponent	Punts	Gross Avg
1. Brett Kern	10/25/20	Pittsburgh	4	60.5
2. Greg Montgomery	12/27/92	Buffalo	5	59.2
3. Greg Montgomery	9/19/93	at San Diego	5	57.6
4. Craig Hentrich	11/4/01	Jacksonville	4	57.5
5. Ryan Stonehouse	12/4/22	at Philadelphia	7	57.3
6. Ryan Stonehouse	9/11/22	N.Y. Giants	6	57.0
7. Brett Kern	9/24/17	Seattle	6	56.8
8. Brett Kern	11/12/17	Cincinnati	6	56.5
9. Ryan Stonehouse	12/18/22	at L.A. Chargers	7	56.0
10. Ryan Stonehouse	9/19/22	at Buffalo	6	55.5

FRANCHISE SINGLE-SEASON LEADERS

As a rookie in 2022, **Ryan Stonehouse** set franchise and NFL records with a 53.10 gross punting average. His 44.03 net average ranked second in franchise history, while his 90 punts tied for the fourth-highest figure for the organization.

Highest gross punting average in a season, franchise history:

Player	Season	Gross Average
1. Ryan Stonehouse	2022	53.10
2. Brett Kern	2017	49.71
3. Brett Kern	2012	47.59
4. Brett Kern	2015	47.44
5. Craig Hentrich	1998	47.22
6. Brett Kern	2019	47.08
7. Brett Kern	2018	47.07
8. Greg Montgomery	1992	46.92
9. Brett Kern	2014	46.80
10. Greg Montgomery	1993	45.59

Highest net punting average in a season, franchise history:

Player	Season	Net Average
1. Brett Kern	2017	44.56
2. Ryan Stonehouse	2022	44.03
3. Brett Kern	2019	43.12
4. Brett Kern	2018	41.69
5. Brett Kern	2014	40.76
6. Brett Kern	2021	40.43
7. Brett Kern	2012	40.36
8. Brett Kern	2015	40.34
9. Brett Kern	2013	39.70
10. Brett Kern	2011	39.37

Most punts in a season, franchise history:

Player	Season	Punt
1. Rich Camarillo	1994	96
2. Cliff Parsley	1979	93
3. Cliff Parsley	1978	91
4. Ryan Stonehouse	2022	90
Craig Hentrich	1999	90
6. Craig Hentrich	2006	88
John James	1984	88
Lee Johnson	1986	88
Brett Kern	2015	88
Brett Kern	2014	88

TITANS PRACTICE SQUAD CAPSULES



TITANS PRACTICE SQUAD

No.	Name	Pos	Ht	Wt	Exp	College
45	Campbell, Chance	LB	6-2	232	2	Mississippi
28	Carter, Shyheim	DB	5-10	194	1	Alabama
97	Dwumfour, Michael	DT	6-1	296	2	Michigan
33	Garror, Eric	DB	5-8	174	R	Louisiana-Lafayette
82	Harrison, Tre'Shaun	WR	5-11	188	R	Oregon State
12	Kinsey, Mason	WR	5-11	200	1	Berry College
38	Marsh, Armani	DB	5-9	182	R	Washington State
69	McLendon Jr., TK	DE	6-4	275	R	Eastern Kentucky
73	Murray, Justin	T	6-5	315	6	Cincinnati
89	Odukoya, Thomas	TE	6-6	253	1	Eastern Michigan
61	Ojukwu, John	OL	6-5	309	R	Boise State
95	Peko, Kyle	DT	6-1	305	5	Oregon State
86	Rader, Kevin	TE	6-4	250	3	Youngstown State
70	Roos, Jordan	G	6-3	302	4	Purdue
76	Rupcich, Andrew	OL	6-6	318	1	Culver-Stockton
48	Rush, Thomas	OLB	6-3	251	R	Minnesota
13	York, Cade	K	6-1	206	2	Louisiana State

45 - LB CHANCE CAMPBELL

6-2, 232, 2nd Year, Mississippi

- The Titans selected Chance Campbell in the sixth round (219th overall) of the 2022 NFL Draft.
- In 2022, he spent his entire rookie season on injured reserve.
- In one season at Mississippi (2021), Campbell started all 13 games and led the team with 109 tackles. He added six sacks, 11 quarterback pressures, 12.5 tackles for loss, two passes defended, three forced fumbles and led the SEC with three fumble recoveries while with the Rebels.
- A native of Ellicott City, Md., he transferred to Mississippi following three seasons (2018-20) at the University of Maryland, where he amassed 107 tackles, 1.5 sacks, 10 tackles for loss, one interception, four passes defended, one forced fumble and one fumble recovery in 25 games.
- As a junior in 2020, he saw action in five games and made four starts for the Terrapins, leading the squad with 43 tackles. He earned All-Big Ten honorable mention.

28 - DB SHYHEIM CARTER

5-10, 194, 2nd Year, Alabama

- The Titans re-signed Carter to the practice squad on Jan. 3, 2023 after he previously served on the practice squad from Week 5 to Week 9 of 2023. He also spent time on the team's practice squad in 2021.
- In 2022, he spent a total of six games on the practice squad.
- Carter originally entered the NFL as an undrafted college free agent with the New York Jets in 2020.
- He also spent time with Atlanta (2020) and Houston (2021).
- The Kentwood, La., native tallied 101 tackles, three interceptions, two of which were returned for touchdowns, 18 passes defended and two forced fumbles in 50 games at the University of Alabama.

97 - DL MICHAEL DWUMFOUR

6-1, 296, 2nd Year, Rutgers

- Michael Dwumfour joined the Titans as a free agent on Aug. 16, 2023.
- He was with the Cleveland Browns during the 2023 offseason and the start of the 2023 preseason.
- Prior to 2023, Dwumfour appeared in 12 career games with the Houston Texans (2021-22) and San Francisco 49ers (2022). His totals over that span included 13 tackles, a half sack and one fumble recovery.
- In 2022, he played seven games with the Texans and two contests for the 49ers.
- He entered the NFL in 2021 as an undrafted free agent with the New York Jets.
- The Scotch Plains, N.J., native finished his college career with one season at Rutgers, after spending his first four years at Michigan. Over his five-year college career, he totaled 28 games, 52 tackles, 3.5 sacks and

one interception.

33 - DB ERIC GARROR

5-8, 174, Rookie, Louisiana-Lafayette

- Eric Garror was signed by the Titans as a rookie free agent on May 15, 2023 after a rookie camp tryout.
- In four seasons at Louisiana-Lafayette (2018-22), he appeared in 62 games and recorded 129 tackles, three tackles for loss, 35 passes defended, one sack and nine interceptions. He also returned 93 punts for 778 yards and three touchdowns.
- As a graduate in 2022, he played in 13 games and recorded 26 tackles, two interceptions and eight passes defense. He returned 26 punts for 392 yards and two touchdowns, ranking third in the nation with an average of 15.1 yards per punt return. He also returned three kickoffs for 51 yards. He was a first-team All-Sun Belt Conference selection.
- As a senior in 2021, he appeared in 14 games and tallied 23 tackles, two interceptions and nine passes defended. He also returned 24 punts for 139 yards and three kickoffs for 38 yards. He earned second-team All-Sun Belt Conference honors.
- He is a native of Mobile, Ala.

82 - WR TRE'SHAUN HARRISON

5-11, 188, Rookie, Oregon State

- Tre'Shaun Harrison was signed by the Titans as a rookie free agent on May 12, 2023.
- In three seasons at Oregon State (2020-22), he played in 27 games with 17 starts. His career totals included 90 receptions for 1,147 yards and eight touchdowns. His yardage total tied for 29th in the Oregon State record books.
- As a senior in 2022, he started all 12 games for the Beavers and led the offense with 52 receptions for 604 yards (11.6-yard average) and scored four touchdowns. He earned All-Pac-12 honorable mention.
- He transferred to Oregon State after two seasons at Florida State (2018-19), where he saw action in 24 games. He recorded 37 receptions for 355 yards and three touchdowns with the Seminoles and also had nine kickoff returns for 174 yards.
- He is a native of Seattle, Wash.

12 - WR MASON KINSEY

5-10, 198, 1st Year, Berry College

- Mason Kinsey rejoined the Titans during the 2021 offseason after previously signing with the team as a rookie free agent following the 2020 NFL Draft.
- In 2022, he spent the entire season with the Titans on the practice squad. He appeared in two games, totaling one reception for three yards and two punt returns for no yards.
- In 2021, he spent the entire season on the Titans practice squad. He saw action in one contest (Oct. 24 against Kansas City).
- He also spent time in 2020 on the New England Patriots' practice squad.
- A native of Demorest, Ga., he appeared in 43 games with 35 starts over four seasons at Berry College (2016-19). Totaled 203 receptions for 3,343 yards and 50 touchdowns, all of which rank first in program history. His career receiving yardage and touchdowns set Southern Athletic Association records.
- As a senior (2019), he started all 11 games and caught 65 passes for 1,221 yards and 16 touchdowns. Returned 13 kicks for 375 yards and one touchdown and returned 17 punts for 181 yards. Earned All-SAA first team recognition.

38 - DB ARMANI MARSH

5-9, 182, Rookie, Washington State

- Armani Marsh was signed by the Titans as a rookie free agent on May 15, 2023 after a rookie camp tryout.
- In six seasons at Washington State (2017-22), Marsh appeared in 46 games with 31 starts, totaling 184 tackles, 10 tackles for loss, two sacks, 17 passes defended, two forced fumbles and four interceptions, including one returned for a touchdown. He was a two-time captain for the Cougars (2021-22).
- As a graduate in 2022, he appeared in 12 games with 11 starts and recorded 67 tackles, three tackles for loss, two sacks, seven passes defended and one interception. He was named All-Pac-12 Conference honorable mention.
- As a senior in 2021, he started in 12 games and led the team with three

TITANS PRACTICE SQUAD CAPSULES

interceptions, including one he returned for a touchdown. He ranked third on the team with 70 tackles and added 5.5 tackles for loss, seven passes defended and two forced fumbles. He earned the seventh-best overall cornerback coverage grade in the Pac-12, according to PFF College and earned All-Pac-12 Conference honorable mention.

➤ The Spokane, Wash. native was put on scholarship prior to the 2019 season after enrolling in 2017 as a preferred walk-on.

69 - DE TK McLENDON JR.

6-4, 275, Rookie, Eastern Kentucky

➤ TK McLendon Jr. was signed by the Titans as a rookie free agent on May 12, 2023.

➤ In two seasons at Eastern Kentucky (2021-22), he appeared in 21 games with 15 starts. He transferred to Eastern Kentucky from Louisiana State after the 2020 season and switched positions from tight end to defensive end.

➤ As a graduate in 2022, started all 12 games for Eastern Kentucky and led the team with 11.5 tackles for loss and six sacks. He added 58 tackles, two pass breakups, one forced fumble and one fumble recovery. He was an All-ASUN selection.

➤ He appeared in three games over two seasons at Louisiana State (2019-20).

➤ Prior to attending Louisiana State, he was a tight end at Copiah-Lincoln Community College (2017-18), where he appeared in 18 games over two years and recorded eight receptions for 106 yards and two touchdowns.

➤ He is a native of Soperton, Ga.

73 - T JUSTIN MURRAY

6-5, 315, 6th Year, Cincinnati

➤ Justin Murray joined the Titans as a free agent on August 5, 2023.

➤ Prior to joining the Titans, Murray played in 37 games over five NFL seasons and started 20 of them. He saw action with the Raiders, Cardinals and Bills.

➤ In 2022, he played in five games for the Bills.

➤ In 2021, Murray played in three games with one start for the Cardinals.

➤ He recorded a career-high 14 games played and 12 starts for Arizona in 2019.

➤ He was initially signed by the Broncos as an undrafted free agent in 2016.

➤ At the University of Cincinnati, Murray played from 2012 to 2015 after redshirting in 2011. During his senior season, he started all 13 games.

➤ Native of Cincinnati, Ohio. His cousin, Rico Murray, played defensive back for the Bengals from 2009-11.

89 - TE THOMAS ODUKOYA

6-6, 253, 1st Year, Eastern Michigan

➤ Thomas Odukoya joined the Titans on May 13, 2022 as part of the NFL's International Player Pathway program, which allows participating teams a practice squad roster exemption.

➤ In 2022, Odukoya spent the entire season on the Titans practice squad as an international allocation.

➤ A native of Almere, Netherlands, Odukoya played four seasons at Eastern Michigan University (2018-21), where he saw action in 40 games with 30 starts. His career totals included 21 catches for 194 yards and four touchdowns.

➤ As a graduate in 2021, he started all 13 games and tallied career-best marks in receptions (13) and receiving yards (130) and tied his career-high mark with two touchdowns.

➤ He earned a scholarship to Eastern Michigan after competing at Garden City (Kan.) and West Hills-Coalinga (Calif.) junior colleges.

61 - OL JOHN OJUKWU

6-5, 309, Rookie, Boise State

➤ John Ojukwu (last name pronounced "oh-JOO-koo") was signed by the Titans as a rookie free agent on May 12, 2023.

➤ In six seasons at Boise State (2017-22), he played in 56 games with 51 starts. He made 18 starts as a right tackle during his first two seasons and then transitioned to left tackle and started in all 33 games he played in his final three seasons. He ended his career with 43 consecutive starts.

➤ As a graduate in 2022, he was the only Bronco to start all 14 games on offense. He did not allow a sack and did not commit a false start or a holding penalty. He was a team captain and was named to the All-Mountain West first team.

➤ As a senior in 2021, he started all 12 games at left tackle and was named

to the All-Mountain West first team.

➤ He is a native of Boise, Idaho.

95 - DT KYLE PEKO

6-1, 305, 5th Year, Oregon State

➤ Kyle Peko (last name pronounced "PECK-oh") rejoined the Titans as a free agent on August 14, 2023.

➤ Prior to rejoining the Titans in 2023, Peko appeared in 29 career NFL games with three starts, totaling two sacks, 34 tackles and one forced fumble.

➤ Most recently, he played in eight games for the Raiders in 2022 after spending time with the Denver Broncos (2016-18, 2019-20), Buffalo Bills (2018-19), Indianapolis Colts (2019) and Titans (2021).

➤ In 2022, he notched 11 tackles in eight games for the Raiders.

➤ In 2021, Peko appeared in eight games for the Titans, making three starts. He finished the year with 10 tackles and two sacks. He also recorded a half sack in the Titans' postseason game.

➤ He initially signed with Denver as an undrafted free agent in 2016.

➤ In one season at Oregon State, Peko started 12 games and was named Pac-12 All-Conference Honorable Mention. In that season, he was the top tackler among defensive linemen (45), recorded 4.5 tackles for loss, and blocked two kicks.

➤ A native of La Habra, Calif., he is the cousin of NFL players Domata Peko (Bengals, 2006-20) and Siitupe Peko (Colts, 2001-06).

86 - TE KEVIN RADER

6-4, 250, 2nd Year, Youngstown State

➤ Kevin Rader joined the Titans in 2022. He was signed to the practice squad on Sept. 1, 2022 and signed to the 53-man roster on Sept. 22, 2022.

➤ In 2022, he appeared in 14 games with two starts and ranked fourth on the team with nine special teams tackles.

➤ Prior to joining the Titans, Rader appeared in seven career NFL games, all with the Pittsburgh Steelers. His totals included two receptions for eight yards and three special teams tackles.

➤ In 2021, Rader registered six games played, one start and two receptions for eight yards with the Steelers.

➤ After originally entering the NFL as an undrafted free agent with the Green Bay Packers in 2018, Rader spent the majority of 2019 and 2020 on the Steelers practice squad.

➤ A native of Pittsburgh, Pa., Rader played 42 games for Youngstown State University, totaling 44 receptions for 601 yards and four touchdowns during his college career.

70 - G JORDAN ROOS

6-3, 302, 4th Year, Purdue

➤ Jordan Roos originally joined the Titans in 2021. He was signed by the Titans on Aug. 7, 2021 and spent the entire 2021 season on the Titans practice squad. He began the 2022 campaign on the practice squad before being signed to the 53-man roster on Oct. 1, 2022.

➤ In 2022, he appeared in seven games, including starts at right guard in each of the final three games of the season.

➤ Prior to joining the Titans, Roos saw action in 14 games with the Seattle Seahawks, including seven games as a rookie in 2017 and seven games in 2019.

➤ He also spent time with the Las Vegas Raiders and New England Patriots in 2020.

➤ The Celina, Texas, native appeared in 47 games and registered 24 consecutive starts his final two years at Purdue University.

76 - OL ANDREW RUPCICH

6-6, 318, 1st Year, Culver-Stockton

➤ Andrew Rupcich (last name pronounced "RUPP-sitch") was signed by the Titans as a rookie free agent on May 13, 2022.

➤ In 2022, he spent all 17 games on the Titans practice squad.

➤ During his college career, Rupcich appeared in 48 games, registering 48 consecutive starts at left tackle. He became the first three-time All-American at the same position in the NAIA.

➤ As a fifth-year senior in 2021, he started all 11 games at left tackle and earned first-team All-American honors from the Associated Press, NAIA, and the American Football Coaches Association.

➤ He is a native of Wonder Lake, Ill.

TITANS PRACTICE SQUAD CAPSULES

48 - OLB THOMAS RUSH

6-3, 251, Rookie, Minnesota

- Thomas Rush was signed by the Titans as a rookie free agent on May 12, 2023.
- In five seasons at the University of Minnesota (2018-22), Rush played in 58 games with 19 starts and recorded 86 tackles, 13.5 tackles for loss, 8.5 sacks, five passes defended, one forced fumble and one fumble recovery.
- As a graduate in 2022, he started all 13 games and tallied 34 tackles, 2.5 tackles for loss, 1.5 sacks, two passes defended and one forced fumble. He was named All-Big Ten honorable mention.
- As a senior in 2021, he appeared in 13 games with five starts and notched 31 tackles, 7.5 tackles for loss, 5.5 sacks and one pass defended.
- He is a native of Marysville, Ohio.

13 - K CADE YORK

6-1, 206, 2nd Year, Louisiana State

- Cade York was signed by the Titans to the practice squad on Aug. 31, 2023.
- York entered the NFL as a fourth-round selection by the Cleveland Browns in the 2022 NFL Draft.
- As a rookie in 2022, York connected on 24 of 32 field goal attempts with a long of 58 yards. He also went 35-of-37 on extra points to finish the campaign with 107 total points.
- Over a three-year career at Louisiana State, he appeared in 37 games and made 54 of his 66 field goal attempts (81.8%), including 15 successful field goals on 19 attempts from 50-plus yards. He was 164-of-168 on extra points to finish his college career with 326 points.
- He is a native of McKinney, Texas.

CONTACT INFORMATION

Titans Practice Facility/Training Camp Site:
Ascension Saint Thomas Sports Park
 460 Great Circle Road
 Nashville, TN 37228

Nissan Stadium:
One Titans Way
 Nashville, TN 37213

Media Resources:
www.TennesseeTitans.com/media

Phone:
 (615) 565-4000 (main)
 (615) 565-4100 (media relations)
 (615) 565-4200 (ticket office)

Titans Football Communications:
 Robbie Bohren
Vice President of Football Communications
rbohren@titans.nfl.com
 Jim Wyatt
Senior Writer/Editor
jwyatt@titans.nfl.com
 Dwight Spradlin
Director of Football Communications
dspradlin@titans.nfl.com
 Jared Puffer
Associate Director of Football Communications
jpuffer@titans.nfl.com
 Kaylee Connors
Coordinator of Football Communications
kconnors@titans.nfl.com
 Travis McDaniel
Football Communications Seasonal Assistant
tmcdaniel@titans.nfl.com

TITANS TV RATINGS

2023 Titans television ratings in the Nashville market:

Date/Opp	Day/Time	Network	Rating/Share	HH (000)	Rank
9/10 at NO	Sun. noon	CBS	TBA	TBA	TBA
9/17 vs. LAC	Sun. noon	CBS			
9/24 at Cle	Sun. noon	CBS			
10/1 vs. Cin	Sun. noon	FOX			
10/8 at Ind	Sun. noon	CBS			
10/15 vs. Bal (London)	Sun. 8:30 a.m.	NFLN			
10/29 vs. Atl	Sun. noon	CBS			
11/2 at Pit	Thu. 7:15 p.m.	Prime Video			
11/12 at TB	Sun. noon	CBS			
11/19 at Jax	Sun. noon	CBS			
11/26 vs. Car	Sun. noon	FOX			
12/3 vs. Ind	Sun. noon	CBS			
12/11 at Mia	Mon. 7:15 p.m.	ESPN			
12/17 vs. Hou	Sun. noon	CBS			
12/24 vs. Sea	Sun. noon	CBS			
12/31 at Hou	Sun. noon	FOX			
TBD vs. Jax	TBD	TBD			

2023 Regular Season Average

- / -

Previous yearly Titans television ratings in the Nashville market (regular season only):

Season	Rtg/Shr/(000)	Season	Rtg/Shr/(000)	Season	Rtg/Shr
2022*	21.2/50/245	2013	25.0/41/259	2005	21.8/42
2021	27.1/50/239	2012	23.5/39/239	2004	26.5/48
2020	25.8/47/239	2011	27.7/46/285	2003	33.4/57
2019	24.1/44/238	2010	30.2/50/313	2002	26.8/49
2018	22.7/39/232	2009	30.9/50/315	2001	24.5/42
2017	19.9/35/204	2008	32.4/55/327	2000	29.1/50
2016	22.0/38/221	2007	28.6/49/276	1999	19.8/35
2015	21.3/37/211	2006	23.0/42/217		
2014	20.7/36/209				

* New ratings methodology instituted in January 2022, resulting in less meaningful comparisons to prior years across all programming.

TITANS PODCAST



The OTP: Official Titans Podcast

Hosted by Mike Keith and Amie Wells, The OTP features contributions from TennesseeTitans.com senior writer/editor Jim Wyatt, Titans Radio analyst Dave McGinnis and various Titans players and guests each week.

TITANS TV PROGRAMMING



Titans All Access

Airs locally throughout the season on Nashville's FOX 17 on Friday nights at 11:05 p.m., on MyTV 30 on Saturdays at 10:30 a.m., and on CW58 on Saturdays at 3 p.m.

Titans All Access also has affiliates in Chattanooga, Knoxville, Memphis, Jackson, Huntsville, Ala., and Paducah, Ky.



The Mike Vrabel Show

Airs throughout the season on Tuesday nights at 6:30 p.m. CT on WKRN Channel 2.



PRESENTED BY **DRAFT KINGS** SPORTSBOOK

Titans Gameday

Chris Harris, Dave McGinnis and Mike Keith get you the last word before kickoff on Titans Gameday, Sundays at 10:30am on WSMV4.

TITANS RADIO



Titans Radio brings football to fans across the Mid-South in one of the NFL's largest radio networks, including Nashville flagship 104.5 The Zone. Play-by-play announcer **Mike Keith** connection with pro football across the Mid-South dates back to 1996, a year before the Oilers arrived in Tennessee, and he became the "Voice of the Titans" in 1999. Former Titans assistant coach and NFL head coach **Dave McGinnis** began serving as Titans Radio's color analyst in 2017, while Titans Radio gameday host **Rhett Bryan's** involvement with the broadcast dates back to 1997. **Amie Wells** has been reporting on the sidelines since 2018. Former Tennessee Volunteer and NFL offensive lineman **Ramon Foster** joins the Titans Radio crew in 2023.

TITANS RADIO WEEKLY PROGRAMMING

- Monday:**
"The Mike Vrabel Show" | 6-7 p.m. | Titans Radio/104.5 The Zone
- Tuesday:**
"Mac Talk" with Dave McGinnis & Rhett Bryan | 6-7 p.m. | 104.5 The Zone
- Wednesday:**
"Titans Tonight" with Keith Bulluck | 6-7 p.m. | Titans Radio/104.5 The Zone
- Sunday (Noon Kickoff):**
"Countdown to Kickoff" | 10-11 a.m. | 104.5 The Zone
"Titans Countdown" | 11 a.m.-12 p.m. | Titans Radio/104.5 The Zone
"Titans Talkback" | 3-5 p.m. | 104.5 The Zone

TITANS RADIO AFFILIATES

Flagship				Tennessee			
Nashville	WGFX	FM	104.5	Waverly	WQMV	FM	93.5
						AM	1060
				Winchester	WCDD	AM	1340
Tennessee				Alabama			
Camden	WRJB	FM	95.9	Birmingham	WJOX	FM	94.5
	WFVL	AM	1220	Bridgeport	WJTW	AM	1480
Chattanooga	WGOW	FM	102.3	Florence	WQLT	FM	107.3
		AM	1150	Huntsville	WUMP	AM	730
Clarksville	WKFN	AM	540			FM	103.9
		FM	104.1	Huntsville	WVNN	AM	770
Cleveland	WCLE	FM	104.1			FM	92.5
Columbia	WKOM	FM	101.7	Scottsboro	WWIC	AM	1050
Cookeville	WKXD	FM	106.9	Kentucky			
Dickson	WDKN	AM	1260	Benton	WCBL	AM	1290
Franklin	WAKM	AM	950	Bowling Green	WPTQ	FM	105.3
Greeneville	WIKQ	FM	103.1	Cadiz	WKDZ	FM	106.5
Jackson	WZDQ	FM	102.3	Columbia	WAIN	FM	101.9
Knoxville	WOKI	FM	98.7			AM	1270
Lebanon	WANT	FM	98.9	Henderson	WSON	AM	860
Lebanon	WCOR	AM	1490			FM	96.5
Lewisburg	WJJM	FM	94.3	Madisonville	WWKY	FM	97.7
Manchester	WMSR	FM	107.9	Owensboro	WVJS	FM	92.9
		AM	1320			AM	1420
Memphis	WKIM	FM	98.9				
Morristown	WCRK	FM	105.7				
Nashville	WGFX	FM	104.5				
Shelbyville	WZNG	FM	100.9				
		AM	1400				
Tri-Cities	WXSM	AM	640				
Union City	WQAK	FM	105.7				

NISSAN STADIUM GAMEDAY MEDIA INFORMATION

MEDIA RELATIONS CONTACTS

Titans Media Relations (Press Box Seats 1-7): (615) 565-4450
 Robbie Bohren, Vice President, Football Communications
 Dwight Spradlin, Director of Football Communications
 Jared Puffer, Associate Director of Football Communications (Field Contact)
 Kaylee Connors, Coordinator of Football Communications
 Travis McDaniel, Football Communications Seasonal Assistant (Media Will Call)
 Visiting Team Media Relations (Press Box Seats 29-32): (615) 565-4452

DIRECTIONS TO NISSAN STADIUM

FROM AIRPORT TO NISSAN STADIUM (APPROXIMATELY 15 MINUTES): Take I-40 West toward Nashville/Memphis to I-24 West (before downtown). Exit at James Robertson Parkway (Exit 48). Turn left at first light (Interstate Drive). Turn right on Woodland Street. Nissan Stadium will be on the left. Follow signs to parking lot ("M" lot on northwest corner/river side of stadium).

NISSAN STADIUM MEDIA WILL CALL/MEDIA ENTRANCE

The media will call window and media entrance are located in the northwest corner of Nissan Stadium near Gate 6. The media will call window opens three hours prior to kickoff.

FIELD MEDIA VESTS

All members of the media with field access during the game must wear a media vest. Still and video photographers will be issued tan vests, while team-affiliated photographers and videographers (scoreboard, social, coaches' shows, etc.) will be issued gray vests. Additionally, media with in-game field access will be issued an armband. All vests and armbands must be obtained prior to each game at the check-in table. **Vest check-in is located on the third-floor landing near the press box.** All vests must be returned at the conclusion of the game to Titans personnel or to the vest check-in table.

NISSAN STADIUM PRESS BOX INTERNET ACCESS

Wireless internet access is available free of charge in the Nissan Stadium press box. The login information will be available upon arrival in the press box. A limited number of ethernet lines also are available. Accessing the wireless network works the same in the Nissan Stadium press box as it does in most areas with free connectivity. Titans staff may be able to assist in a limited manner, but you should first contact your company's I.T. department with any questions.

FROM NISSAN STADIUM PRESS BOX TO INTERVIEW ROOMS

Take the press box elevator (Level 3) to field level (Level 1). The Titans interview room is immediately on the right. Turn left and continue straight along the concourse to reach the visiting team's interview room (white line).

POSTGAME POLICIES

Reporters with press box credentials will not be allowed on the field during pre-game activities or during the game itself. Press box credentials do NOT provide access to the field at the two-minute warning in the fourth quarter. Media will be allowed to gather in the Titans interview room to watch the end of the game or remain in the press box to make the short walk down to the field level at the conclusion of the game. Interviews with Titans players are not permitted on the field following the game. The press conference will begin approximately 10 minutes following the conclusion of the game and will be held in the interview room across from the Titans locker room. Key players also will be brought to the interview room. Simultaneously, the locker room will open to credentialed media members with a working function. The press conference audio will be played live over the press box speakers.

POSTGAME QUOTES

Quotes from each team's head coach and key players will be transcribed and distributed throughout the Nissan Stadium press box following the game. The quotes also will be available at www.TennesseeTitans.com/media.

POOL REPORTS

Pool reporters are assigned by the Pro Football Writers of America. Requests for pool reports with game officials must be made in advance through the home team's media relations. Interviews will be conducted virtually. Pool reports will be recorded, transcribed and then distributed in the press box.

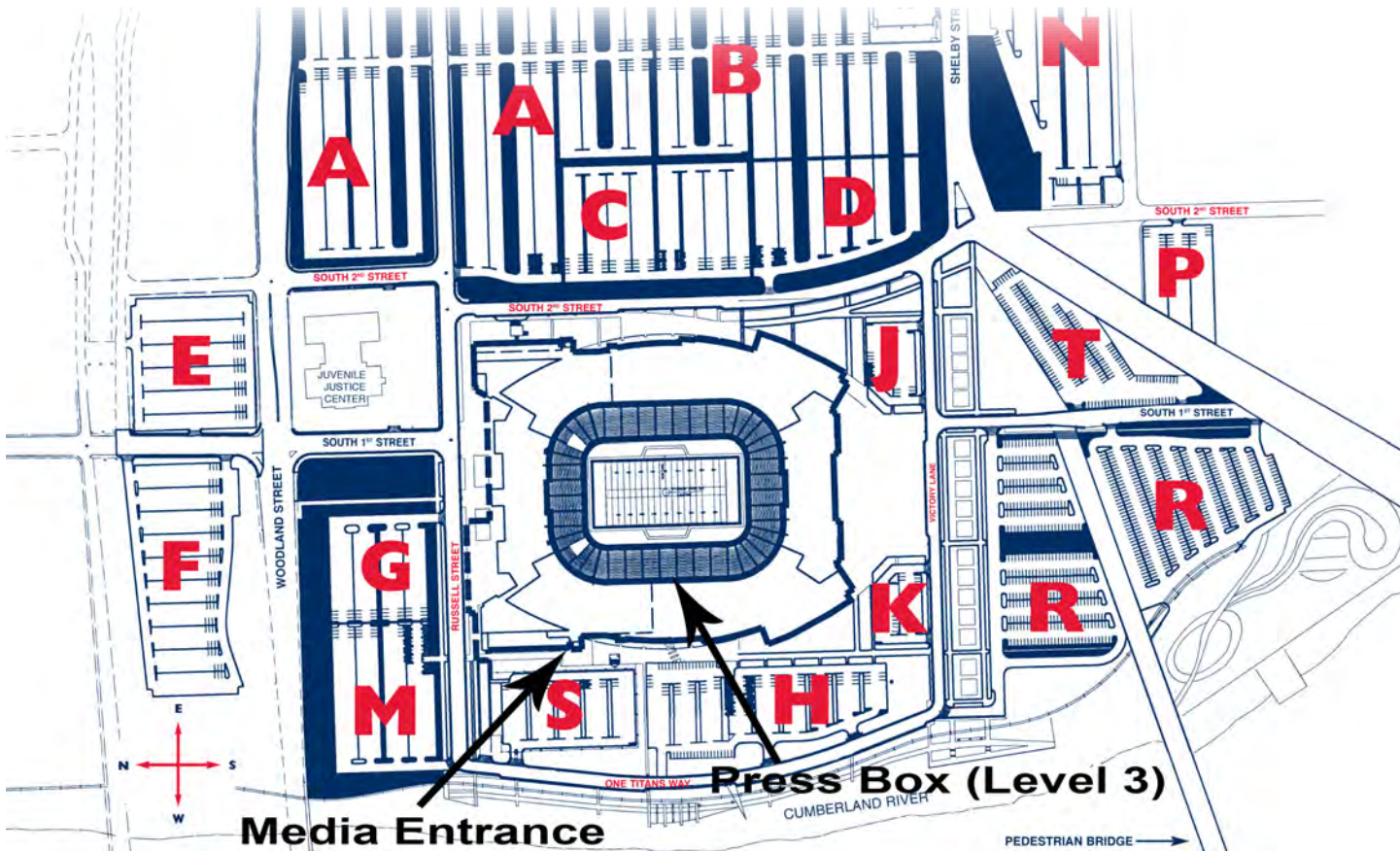
EXITING NISSAN STADIUM

FROM NISSAN STADIUM PRESS BOX TO STADIUM EXIT: Cross the press box catwalk to the third floor lobby. Take the stairs or elevator one floor down to Level 2. Exit through the doors and walk right to get to the "M" lot.

FROM NISSAN STADIUM TO AIRPORT (APPROXIMATELY 15 MINUTES): Take I-24 East toward Chattanooga to I-40 East toward Knoxville. The airport is at Exit 216A.

NISSAN STADIUM PARKING AND MEDIA ENTRANCE

The media will call window and media entrance are located in the northwest corner of Nissan Stadium near Gate 6. The media will call window opens three hours prior to kickoff.



2023 NFL SCHEDULE

Games grouped by start times and listed alphabetically by home team. Times listed are local.

WEEK 1

Thursday, September 7, 2023

Det at KC (Thu) Detroit, 21-20

Sunday, September 10, 2023

Car at Atl Atlanta, 24-10
 Hou at Bal Baltimore, 25-9
 Cin at Cle Cleveland, 24-3
 Jax at Ind Jacksonville, 31-21
 TB at Min Tampa Bay, 20-17
 Ten at NO New Orleans, 16-15
 SF at Pit San Francisco, 30-7
 Ari at Was Washington, 20-16
 GB at Chi Green Bay, 38-20
 LV at Den Las Vegas, 17-16
 Mia at LAC Miami, 36-34
 Phi at NE Philadelphia, 25-20
 LAR at Sea LA Rams, 30-13
 Dal at NYG Dallas, 40-0

Monday, September 11, 2023

Buf at NYJ (Mon) 8:15p (ET) ESPN/ABC

WEEK 2

Thursday, September 14, 2023

Min at Phi (Thu) 8:15p (ET) Prime Video

Sunday, September 17, 2023

GB at Atl 1:00p (ET) FOX
 LV at Buf 1:00p (ET) CBS
 Bal at Cin 1:00p (ET) CBS
 Sea at Det 1:00p (ET) FOX
 Ind at Hou 12:00p (CT) FOX
 KC at Jax 1:00p (ET) CBS
 Chi at TB 1:00p (ET) FOX
 LAC at Ten 12:00p (CT) CBS
 NYG at Ari 1:05p (MST) FOX
 SF at LAR 1:05p (PT) FOX
 NYJ at Dal 3:25p (CT) CBS
 Was at Den 2:25p (MT) CBS
 Mia at NE 8:20p (ET) NBC

Monday, September 18, 2023

NO at Car (Mon) 7:15p (ET) ESPN
 Cle at Pit (Mon) 8:15p (ET) ABC

WEEK 3

Thursday, September 21, 2023

NYG at SF (Thu) 5:15p (PT) Prime Video

Sunday, September 24, 2023

Ind at Bal 1:00p (ET) CBS
 Ten at Cle 1:00p (ET) CBS
 Atl at Det 1:00p (ET) FOX
 NO at GB 12:00p (CT) FOX
 Hou at Jax 1:00p (ET) FOX
 Den at Mia 1:00p (ET) CBS
 LAC at Min 12:00p (CT) FOX
 NE at NYJ 1:00p (ET) CBS
 Buf at Was 1:00p (ET) CBS
 Car at Sea 1:05p (PT) CBS
 Dal at Ari 1:25p (MST) FOX
 Chi at KC 3:25p (CT) FOX
 Pit at LV 5:20p (PT) NBC

Monday, September 25, 2023

Phi at TB (Mon) 7:15p (ET) ABC

LAR at Cin (Mon) 8:15p (ET) ESPN

WEEK 4

Thursday, September 28, 2023

Det at GB (Thu) 7:15p (CT) Prime Video

Sunday, October 1, 2023

Atl vs Jax (Wembley) 2:30p (BST) ESPN+
 Mia at Buf 1:00p (ET) CBS
 Min at Car 1:00p (ET) FOX
 Den at Chi 12:00p (CT) CBS
 Bal at Cle 1:00p (ET) CBS
 Pit at Hou 12:00p (CT) CBS
 LAR at Ind 1:00p (ET) FOX
 TB at NO 12:00p (CT) FOX
 Was at Phi 1:00p (ET) FOX
 Cin at Ten 12:00p (CT) FOX
 LV at LAC 1:05p (PT) CBS
 NE at Dal 3:25p (CT) FOX
 Ari at SF 1:25p (PT) FOX
 KC at NYJ 8:20p (ET) NBC

Monday, October 2, 2023

Sea at NYG (Mon) 8:15p (ET) ESPN

WEEK 5

Thursday, October 5, 2023

Chi at Was (Thu) 8:15p (ET) Prime Video

Sunday, October 8, 2023

Jax vs Buf (Tottenham) 2:30p (BST) NFLN
 Hou at Atl 1:00p (ET) FOX
 Car at Det 1:00p (ET) FOX
 Ten at Ind 1:00p (ET) CBS
 NYG at Mia 1:00p (ET) FOX
 NO at NE 1:00p (ET) CBS
 Bal at Pit 1:00p (ET) CBS
 Cin at Ari 1:05p (MST) FOX
 Phi at LAR 1:05p (PT) FOX
 NYJ at Den 2:25p (MT) CBS
 KC at Min 3:25p (CT) CBS
 Dal at SF 5:20p (PT) NBC*

Monday, October 9, 2023

GB at LV (Mon) 5:15p (PT) ESPN

WEEK 6

Thursday, October 12, 2023

Den at KC (Thu) 7:15p (CT) Prime Video

Sunday, October 15, 2023

Bal vs Ten (Tottenham) 2:30p (BST) NFLN
 Was at Atl 1:00p (ET) CBS
 Min at Chi 12:00p (CT) FOX
 Sea at Cin 1:00p (ET) CBS
 SF at Cle 1:00p (ET) FOX
 NO at Hou 12:00p (CT) FOX
 Ind at Jax 1:00p (ET) CBS
 Car at Mia 1:00p (ET) CBS
 Det at TB 1:00p (ET) FOX
 NE at LV 1:05p (PT) CBS
 Ari at LAR 1:25p (PT) FOX
 Phi at NYJ 4:25p (ET) FOX
 NYG at Buf 8:20p (ET) NBC*

Monday, October 16, 2023

Dal at LAC (Mon) 5:15p (PT) ESPN

WEEK 7

Thursday, October 19, 2023

Jax at NO (Thu) 7:15p (CT) Prime Video

Sunday, October 22, 2023

Det at Bal 1:00p (ET) FOX
 LV at Chi 12:00p (CT) FOX
 Cle at Ind 1:00p (ET) CBS
 Buf at NE 1:00p (ET) CBS
 Was at NYG 1:00p (ET) CBS
 Atl at TB 1:00p (ET) FOX
 Pit at LAR 1:05p (PT) FOX
 Ari at Sea 1:05p (PT) FOX
 GB at Den 2:25p (MT) CBS
 LAC at KC 3:25p (CT) CBS
 Mia at Phi 8:20p (ET) NBC*

Monday, October 23, 2023

SF at Min (Mon) 7:15p (CT) ESPN

WEEK 8

Thursday, October 26, 2023

TB at Buf (Thu) 8:15p (ET) Prime Video

Sunday, October 29, 2023

Hou at Car 1:00p (ET) FOX
 LAR at Dal 12:00p (CT) FOX
 Min at GB 12:00p (CT) FOX
 NO at Ind 1:00p (ET) FOX
 NE at Mia 1:00p (ET) CBS
 NYJ at NYG 1:00p (ET) CBS
 Jax at Pit 1:00p (ET) CBS
 Atl at Ten 12:00p (CT) CBS
 Phi at Was 1:00p (ET) FOX
 Cle at Sea 1:05p (PT) FOX
 Bal at Ari 1:25p (MST) CBS
 KC at Den 2:25p (MT) CBS
 Cin at SF 1:25p (PT) CBS
 Chi at LAC 5:20p (PT) NBC*

Monday, October 30, 2023

LV at Det (Mon) 8:15p (ET) ESPN

WEEK 9

Thursday, November 2, 2023

Ten at Pit (Thu) 8:15p (ET) Prime Video

Sunday, November 5, 2023

Mia vs KC (Frankfurt) 3:30p (CET) NFLN
 Min at Atl 1:00p (ET) FOX
 Sea at Bal 1:00p (ET) CBS
 Ari at Cle 1:00p (ET) CBS
 LAR at GB 12:00p (CT) FOX
 TB at Hou 12:00p (CT) CBS
 Was at NE 1:00p (ET) FOX
 Chi at NO 12:00p (CT) CBS
 Ind at Car 4:05p (ET) CBS
 NYG at LV 1:25p (PT) FOX
 Dal at Phi 4:25p (ET) FOX
 Buf at Cin 8:20p (ET) NBC*

Monday, November 6, 2023

LAC at NYJ (Mon) 8:15p (ET) ESPN

WEEK 10

Thursday, November 9, 2023

Car at Chi (Thu) 7:15p (CT) Prime Video

Sunday, November 12, 2023

Ind vs NE (Frankfurt) 3:30p (CET) NFLN
 Cle at Bal 1:00p (ET) FOX
 Hou at Cin 1:00p (ET) CBS
 SF at Jax 1:00p (ET) FOX

2023 NFL SCHEDULE

NO at Min	12:00p (CT)	FOX
GB at Pit	1:00p (ET)	CBS
Ten at TB	1:00p (ET)	CBS
Atl at Ari	2:05p (MST)	CBS
Det at LAC	1:05p (PT)	CBS
NYG at Dal	3:25p (CT)	FOX
Was at Sea	1:25p (PT)	FOX
NYJ at LV	5:20p (PT)	NBC*
Monday, November 13, 2023		
Den at Buf (Mon)	8:15p (ET)	ESPN

WEEK 11

Thursday, November 16, 2023		
Cin at Bal (Thu)	8:15p (ET)	Prime Video
Sunday, November 19, 2023		
Dal at Car	1:00p (ET)	FOX
Pit at Cle	1:00p (ET)	CBS
Chi at Det	1:00p (ET)	FOX
LAC at GB	12:00p (CT)	FOX
Ari at Hou	12:00p (CT)	CBS
Ten at Jax	1:00p (ET)	CBS
LV at Mia	1:00p (ET)	CBS
NYG at Was	1:00p (ET)	FOX
TB at SF	1:05p (PT)	FOX
NYJ at Buf	4:25p (ET)	CBS
Sea at LAR	1:25p (PT)	CBS
Min at Den	6:20p (MT)	NBC*
Monday, November 20, 2023		
Phi at KC (Mon)	7:15p (CT)	ESPN/ABC

WEEK 12

Thursday, November 23, 2023		
GB at Det	12:30p (ET)	FOX
Was at Dal	3:30p (CT)	CBS
SF at Sea	5:20p (PT)	NBC
Friday, November 24, 2023		
Mia at NYJ	3:00p (ET)	Prime Video
Sunday, November 26, 2023		
NO at Atl	1:00p (ET)	FOX
Pit at Cin	1:00p (ET)	CBS
Jax at Hou	12:00p (CT)	CBS
TB at Ind	1:00p (ET)	CBS
NE at NYG	1:00p (ET)	FOX
Car at Ten	12:00p (CT)	FOX
LAR at Ari	2:05p (MST)	FOX
Cle at Den	2:05p (MT)	FOX
KC at LV	1:25p (PT)	CBS
Buf at Phi	4:25p (ET)	CBS
Bal at LAC	5:20p (PT)	NBC*
Monday, November 27, 2023		
Chi at Min (Mon)	7:15p (CT)	ESPN*

WEEK 13

Thursday, November 30, 2023		
Sea at Dal (Thu)	7:15p (CT)	Prime Video
Sunday, December 3, 2023		
LAC at NE	1:00p (ET)	CBS
Det at NO	12:00p (CT)	FOX
Atl at NYJ	1:00p (ET)	FOX
Ari at Pit	1:00p (ET)	CBS
Car at TB	1:00p (ET)	CBS
Ind at Ten	12:00p (CT)	CBS
Mia at Was	1:00p (ET)	FOX
Den at Hou	3:05p (CT)	CBS

Cle at LAR	1:25p (PT)	FOX
SF at Phi	4:25p (ET)	FOX
KC at GB	7:20p (CT)	NBC*
Monday, December 4, 2023		
Cin at Jax (Mon)	8:15p (ET)	ESPN*

WEEK 14

Thursday, December 7, 2023		
NE at Pit (Thu)	8:15p (ET)	Prime Video

Sunday, December 10, 2023

TB at Atl	1:00p (ET)	CBS
LAR at Bal	1:00p (ET)	FOX
Det at Chi	12:00p (CT)	FOX
Ind at Cin	1:00p (ET)	CBS
Jax at Cle	1:00p (ET)	CBS
Car at NO	12:00p (CT)	FOX
Hou at NYJ	1:00p (ET)	CBS
Min at LV	1:05p (PT)	FOX
Sea at SF	1:05p (PT)	FOX
Buf at KC	3:25p (CT)	CBS
Den at LAC	1:25p (PT)	CBS
Phi at Dal	7:20p (CT)	NBC*

Monday, December 11, 2023

Ten at Mia (Mon)	8:15p (ET)	ESPN*
GB at NYG (Mon)	8:15p (ET)	ABC*

WEEK 15

Thursday, December 14, 2023		
LAC at LV (Thu)	5:15p (PT)	Prime Video

Saturday, December 16, 2023

TBD	TBD	NFLN
TBD	TBD	NFLN
TBD	TBD	NFLN

Saturday Pool Date/Time/Network TBD

Atl at Car	TBD	TBD
Min at Cin	TBD	TBD
Chi at Cle	TBD	TBD
Den at Det	TBD	TBD
Pit at Ind	TBD	TBD

Sunday, December 17, 2023

TB at GB	12:00p (CT)	FOX
NYJ at Mia	1:00p (ET)	CBS
NYG at NO	12:00p (CT)	FOX
Hou at Ten	12:00p (CT)	CBS
SF at Ari	2:05p (MST)	CBS
Was at LAR	1:05p (PT)	CBS
Dal at Buf	4:25p (ET)	FOX
Phi at Sea	1:25p (PT)	FOX
Bal at Jax	8:20p (ET)	NBC*

Monday, December 18, 2023

KC at NE (Mon)	8:15p (ET)	ESPN*
----------------	------------	-------

WEEK 16

Thursday, December 21, 2023		
NO at LAR (Thu)	5:15p (PT)	Prime Video

Saturday, December 23, 2023

Cin at Pit (Sat)	4:30p (ET)	NBC
Buf at LAC (Sat)	5:00p (PT)	Peacock

Sunday, December 24, 2023

Ind at Atl	1:00p (ET)	FOX
GB at Car	1:00p (ET)	FOX
Cle at Hou	12:00p (CT)	CBS
Det at Min	12:00p (CT)	FOX
Was at NYJ	1:00p (ET)	CBS

Sea at Ten	12:00p (CT)	CBS
Jax at TB	4:05p (ET)	CBS
Ari at Chi	3:25p (CT)	FOX
Dal at Mia	4:25p (ET)	FOX
NE at Den	6:15p (MT)	NFLN

Monday, December 25, 2023

LV at KC (Mon)	12:00p (CT)	CBS
NYG at Phi (Mon)	4:30p (ET)	FOX
Bal at SF (Mon)	5:15p (PT)	ABC

WEEK 17

Thursday, December 28, 2023		
NYJ at Cle (Thu)	8:15p (ET)	Prime Video

Saturday, December 30, 2023

Det at Dal (Sat)	7:15p (CT)	ESPN/ABC
------------------	------------	----------

Sunday, December 31, 2023

Mia at Bal	1:00p (ET)	CBS
NE at Buf	1:00p (ET)	CBS
Atl at Chi	12:00p (CT)	CBS
Ten at Hou	12:00p (CT)	FOX
LV at Ind	1:00p (ET)	CBS
Car at Jax	1:00p (ET)	CBS
LAR at NYG	1:00p (ET)	FOX
Ari at Phi	1:00p (ET)	FOX
NO at TB	1:00p (ET)	FOX
SF at Was	1:00p (ET)	FOX
Pit at Sea	1:05p (PT)	FOX
LAC at Den	2:25p (MT)	CBS
Cin at KC	3:25p (CT)	CBS
GB at Min	7:20p (CT)	NBC*

WEEK 18

Saturday, January 6, 2024

Game TBD	TBD	ESPN/ABC*
Game TBD	TBD	ESPN/ABC*

Sunday, January 7, 2024

Games TBD	TBD	CBS*
Games TBD	TBD	FOX*
Games TBD	TBD	CBS*
Games TBD	TBD	FOX*
Game TBD	TBD	NBC*

Week 18 Game Pool Date/Time/Network TBD

Sea at Ari	TBD	TBD
Pit at Bal	TBD	TBD
TB at Car	TBD	TBD
Cle at Cin	TBD	TBD
Min at Det	TBD	TBD
Chi at GB	TBD	TBD
Hou at Ind	TBD	TBD
KC at LAC	TBD	TBD
Den at LV	TBD	TBD
Buf at Mia	TBD	TBD
NYJ at NE	TBD	TBD
Atl at NO	TBD	TBD
Phi at NYG	TBD	TBD
LAR at SF	TBD	TBD
Jax at Ten	TBD	TBD
Dal at Was	TBD	TBD

* - Select Prime Time games subject to change;
Week 18 games TBD

GAME PREVIEW

TEAM NOTES

PLAYER NOTES

MEDIA

STATISTICS

ROSTERS

2023 NFL DIVISIONAL STANDINGS

AFC East	W	L	T	Pct	Home	Road	Conf	Div
Miami Dolphins	1	0	0	1.000	0-0-0	1-0-0	1-0-0	0-0-0
Buffalo Bills	0	0	0	-	0-0-0	0-0-0	0-0-0	0-0-0
New York Jets	0	0	0	-	0-0-0	0-0-0	0-0-0	0-0-0
New England Patriots	0	1	0	.000	0-1-0	0-0-0	0-0-0	0-0-0

AFC North	W	L	T	Pct	Home	Road	Conf	Div
Cleveland Browns	1	0	0	1.000	1-0-0	0-0-0	1-0-0	1-0-0
Baltimore Ravens	1	0	0	1.000	1-0-0	0-0-0	1-0-0	0-0-0
Pittsburgh Steelers	0	1	0	.000	0-1-0	0-0-0	0-0-0	0-0-0
Cincinnati Bengals	0	1	0	.000	0-0-0	0-1-0	0-1-0	0-1-0

AFC South	W	L	T	Pct	Home	Road	Conf	Div
Jacksonville Jaguars	1	0	0	1.000	0-0-0	1-0-0	1-0-0	1-0-0
Tennessee Titans	0	1	0	.000	0-0-0	0-1-0	0-0-0	0-0-0
Houston Texans	0	1	0	.000	0-0-0	0-1-0	0-1-0	0-0-0
Indianapolis Colts	0	1	0	.000	0-1-0	0-0-0	0-1-0	0-1-0

AFC West	W	L	T	Pct	Home	Road	Conf	Div
Las Vegas Raiders	1	0	0	1.000	0-0-0	1-0-0	1-0-0	1-0-0
Kansas City Chiefs	0	1	0	.000	0-1-0	0-0-0	0-0-0	0-0-0
Los Angeles Chargers	0	1	0	.000	0-1-0	0-0-0	0-1-0	0-0-0
Denver Broncos	0	1	0	.000	0-1-0	0-0-0	0-1-0	0-1-0

NFC East	W	L	T	Pct	Home	Road	Conf	Div
Dallas Cowboys	1	0	0	1.000	0-0-0	1-0-0	1-0-0	1-0-0
Washington Commanders	1	0	0	1.000	1-0-0	0-0-0	1-0-0	0-0-0
Philadelphia Eagles	1	0	0	1.000	0-0-0	1-0-0	0-0-0	0-0-0
New York Giants	0	1	0	.000	0-1-0	0-0-0	0-1-0	0-1-0

NFC North	W	L	T	Pct	Home	Road	Conf	Div
Green Bay Packers	1	0	0	1.000	0-0-0	1-0-0	1-0-0	1-0-0
Detroit Lions	1	0	0	1.000	0-0-0	1-0-0	0-0-0	0-0-0
Minnesota Vikings	0	1	0	.000	0-1-0	0-0-0	0-1-0	0-0-0
Chicago Bears	0	1	0	.000	0-1-0	0-0-0	0-1-0	0-1-0

NFC South	W	L	T	Pct	Home	Road	Conf	Div
Atlanta Falcons	1	0	0	1.000	1-0-0	0-0-0	1-0-0	1-0-0
Tampa Bay Buccaneers	1	0	0	1.000	0-0-0	1-0-0	1-0-0	0-0-0
New Orleans Saints	1	0	0	1.000	1-0-0	0-0-0	0-0-0	0-0-0
Carolina Panthers	0	1	0	.000	0-0-0	0-1-0	0-1-0	0-1-0

NFC West	W	L	T	Pct	Home	Road	Conf	Div
Los Angeles Rams	1	0	0	1.000	0-0-0	1-0-0	1-0-0	1-0-0
San Francisco 49ers	1	0	0	1.000	0-0-0	1-0-0	0-0-0	0-0-0
Arizona Cardinals	0	1	0	.000	0-0-0	0-1-0	0-1-0	0-0-0
Seattle Seahawks	0	1	0	.000	0-1-0	0-0-0	0-1-0	0-1-0

x - Clinched Playoffs; y - Clinched Division; z - Clinched Home Field

TITANS OFFENSIVE AND DEFENSIVE RANKINGS BY THE WEEK AND BY THE SEASON

2023 Season		NFL OFFENSE			AFC OFFENSE		
Week	Opp.	Tot	Rush	Pass	Tot	Rush	Pass
1	at NO	14	12	17	7	5	10
2	LAC						
3	at Cle						
4	Cin						
5	at Ind						
6	Bal						
7	Bye						
8	Atl						
9	at Pit						
10	at TB						
11	at Jax						
12	Car						
13	Ind						
14	at Mia						
15	Hou						
16	Sea						
17	at Hou						
18	Jax						

2023 Season		NFL DEFENSE			AFC DEFENSE		
Week	Opp.	Tot	Rush	Pass	Tot	Rush	Pass
1	at NO	23	5	26	10	3	13
2	LAC						
3	at Cle						
4	Cin						
5	at Ind						
6	Bal						
7	Bye						
8	Atl						
9	at Pit						
10	at TB						
11	at Jax						
12	Car						
13	Ind						
14	at Mia						
15	Hou						
16	Sea						
17	at Hou						
18	Jax						

Final regular season offensive rankings:

Titans in 2022	30	13	30	15	4	16
Titans in 2021	17	5	24	9	4	13
Titans in 2020	2T	2	23	2T	2	10
Titans in 2019	12	3	21	5	2	9
Titans in 2018	25	7	29	11	3	14
Titans in 2017	23	15	23	9	8	11
Titans in 2016	11	3	25	5	2	11
Titans in 2015	30	25	25T	16	10	14
Titans in 2014	29	26	22	14	14	11
Titans in 2013	22	14	21	11	7	11
Titans in 2012	26	21	22	12	10	11
Titans in 2011	17	31	12	8	16	5
Titans in 2010	27	17	25	15	10	13
Titans in 2009	12	2	23	6	2	10
Titans in 2008	21	7	27	10	3	12
Titans in 2007	21	5	27	10	3	14
Titans in 2006	27	5	30	12	3	15
Titans in 2005	17	23	9	10	12	5
Titans in 2004	11	14	10	6	10	5
Titans in 2003	8	26	5	4	14	3
Titans in 2002	17	11	20	9	7	11
Titans in 2001	8	12	8T	5	8	4
Titans in 2000	14	7	16	8	6	8
Titans in 1999	13	13	13T	6	9	5T

Final regular season defensive rankings:

Titans in 2022	23	1	32	13	1	16
Titans in 2021	12	2	25	5	2	12
Titans in 2020	28	19	29	14	9	16
Titans in 2019	21	12	24	11	7	13
Titans in 2018	8	18	6	5	8	4
Titans in 2017	13	4	25	5	1	12
Titans in 2016	20	2	30	11	1	16
Titans in 2015	12	18	7	8	12	3
Titans in 2014	27	31	15	16	15	9
Titans in 2013	14	20	11	8	8	6
Titans in 2012	27	24	26	15	11	14
Titans in 2011	18T	24	14	11	11	10
Titans in 2010	26	20	29	13	10	14
Titans in 2009	28	11T	31	14	5T	16
Titans in 2008	7	6	9	3	3	4
Titans in 2007	5	5	10	4	3	9
Titans in 2006	32	30	27	16	15	15
Titans in 2005	19	22	17	10	11	7
Titans in 2004	27	18	26	13	11	12
Titans in 2003	12	1	30	9	1	15
Titans in 2002	10	2	25	5	2	13
Titans in 2001	25	5	31	15	3	16
Titans in 2000	1	3	1	1	2	1
Titans in 1999	17	10	25	12	6	15

2023 TENNESSEE TITANS REGULAR SEASON STATISTICS

Won 1, Lost 1

Date	W-L	Score	OT	Opponent	Attendance
09/10	L	15-16		at New Orleans	70,024
09/17				L.A. Chargers	
09/24				at Cleveland	
10/01				Cincinnati	
10/08				at Indianapolis	
10/15				Baltimore	
10/29				Atlanta	
11/02				at Pittsburgh	
11/12				at Tampa Bay	
11/19				at Jacksonville	
11/26				Carolina	
12/03				Indianapolis	
12/11				at Miami	
12/17				Houston	
12/24				Seattle	
12/31				at Houston	
01/07				Jacksonville	

Statistic	Tenn.	Opp.
Total First Downs	16	15
Rushing	5	2
Passing	8	12
Penalty	3	1
3rd Down: Made/Att	2/12	7/16
3rd Down Pct.	16.7	43.8
4th Down: Made/Att	0/0	0/0
4th Down Pct.	0.0	0.0
Possession Avg.	31:20	28:40
Total Net Yards	285	351
Avg. Per Game	285.0	351.0
Total Plays	59	64
Avg. Per Play	4.8	5.5
Net Yards Rushing	104	69
Avg. Per Game	104.0	69.0
Total Rushes	22	27
Net Yards Passing	181	282
Avg. Per Game	181.0	282.0
Sacked/Yards Lost	3/17	4/23
Gross Yards	198	305
Att./Completions	34/16	33/23
Completion Pct.	47.1	69.7
Had Intercepted	3	1
Punts/Average	3/35.7	5/48.2
Net Punting Avg.	3/33.7	5/40.8
Penalties/Yards	6/45	7/45
Fumbles/Ball Lost	0/0	2/1
Touchdowns	0	1
Rushing	0	0
Passing	0	1
Returns	0	0

Score By Periods	Q1	Q2	Q3	Q4	OT	PTS
Team	6	3	0	6	0	15
Opponents	3	3	10	0	0	16

Scoring	TD	Rush	Rec	Ret	K-PAT	FG	S	PTS
Folk	0	0	0	0	0/0	5/5	0	15
Team	0	0	0	0	0/0	5/5	0	15
Opponents	1	0	1	0	1/1	3/3	0	16

2-Pt Conv: TM 0-0, OPP 0-0

Sacks: Autry 1.5, Key 1.5, Simmons 1, **TM 4, OPP 3**

FUM/Lost:

Passing	Att	Cmp	Yds	Cmp%	Yds/Att	TD	TD%	Int	Int%	Long	Sack/Lost	Rating
Tannehill	34	16	198	47.1	5.82	0	0.0	3	8.8	46	3/17	28.8
Team	34	16	198	47.1	5.82	0	0.0	3	8.8	46	3/17	28.8
Opponents	33	23	305	69.7	9.24	1	3.0	1	3.0	45	4/23	96.1

Rushing	No.	Yds	Avg	Long	TD
Henry	15	63	4.2	18	0
Spears	3	27	9.0	17	0
Burks	1	9	9.0	9	0
Tannehill	3	5	1.7	2	0
Team	22	104	4.7	18	0
Opponents	27	69	2.6	11	0

Receiving	No.	Yds	Avg	Long	TD
Hopkins	7	65	9.3	16	0
Westbrook-Ikhine	4	58	14.5	24	0
Henry	2	56	28.0	46	0
Burks	2	18	9.0	14	0
Spears	1	1	1.0	1	0
Team	16	198	12.4	46	0
Opponents	23	305	13.3	45	1

Interceptions	No.	Yds	Avg	Long	TD
Hooker	1	10	10.0	10	0
Team	1	10	10.0	10	0
Opponents	3	5	1.7	5	0

Punting	No.	Yds	Avg	Net	TB	In	Lg	B
Stonehouse	3	107	35.7	33.7	0	1	62	0
Team	3	107	35.7	33.7	0	1	62	0
Opponents	5	241	48.2	40.8	0	1	52	0

Punt Returns	Ret	FC	Yds	Avg	Long	TD
K. Jackson	4	0	37	9.3	14	0
Team	4	0	37	9.3	14	0
Opponents	2	0	6	3.0	6	0

Kickoff Returns	No.	Yds	Avg	Long	TD
Opponents	5	110	22.0	27	0

Field Goals	1-19	20-29	30-39	40-49	50+
Folk	0/0	2/2	1/1	1/1	1/1
Team	0/0	2/2	1/1	1/1	1/1
Opponents	0/0	1/1	1/1	0/0	1/1

Folk: (50G,27G,31G,45G,29G)

OPP: (26G,33G,52G)

2023 TENNESSEE TITANS REGULAR SEASON DEFENSIVE STATISTICS

PLAYER	TACKLES			SACKS		QBPs	TFL	No	INTERCEPTIONS				FUMBLES			
	Tot	Solo	Asst	Sk	Yds				Yds	Lg	TD	PD	FF	FR	Yds	
Byard, Kevin	9	6	3	0.0	0.0	0	0	0	0	0	0	0	0	0	0	0
Molden, Elijah	8	6	2	0.0	0.0	0	0	0	0	0	0	1	0	0	0	0
Gibbens, Jack	7	6	1	0.0	0.0	0	1	0	0	0	0	0	0	0	0	0
Al-Shaair, Azeez	6	2	4	0.0	0.0	0	0	0	0	0	0	0	0	0	0	0
Murphy-Bunting, Sean	6	4	2	0.0	0.0	0	0	0	0	0	0	0	1	0	0	0
Autry, Denico	5	4	1	1.5	10.5	6	1	0	0	0	0	0	0	0	0	0
Simmons, Jeffery	5	3	2	1.0	3.0	3	2	0	0	0	0	0	0	0	0	0
Tart, Teair	5	3	2	0.0	0.0	0	1	0	0	0	0	0	0	0	0	0
Hooker, Amani	4	2	2	0.0	0.0	0	1	1	10	10	0	2	0	0	0	0
Key, Arden	4	1	3	1.5	9.5	11	1	0	0	0	0	1	0	0	0	0
Fulton, Kristian	2	2	0	0.0	0.0	0	0	0	0	0	0	0	0	0	0	0
Jones, Naquan	1	0	1	0.0	0.0	0	0	0	0	0	0	0	0	0	0	0
Landry III, Harold	1	1	0	0.0	0.0	4	0	0	0	0	0	0	0	0	0	0
Vildor, Kindle	1	1	0	0.0	0.0	0	0	0	0	0	0	0	0	0	0	0
Gipson, Trevis	0	0	0	0.0	0.0	1	0	0	0	0	0	0	0	0	0	0
Weaver, Rashad	0	0	0	0.0	0.0	1	0	0	0	0	0	0	0	0	0	0
Total	64	41	23	4.0	23.0	26	7	1	10	10	0	4	1	0	0	0

TITANS SPECIAL TEAMS STATISTICS

PLAYER	TACKLES			FUMBLES		BLOCKS		
	Tot	Solo	Asst	FF	FR	PAT	FG	PUNT
Kendall, Anthony	3	2	1	0	0	0	0	0
Rice, Monty	2	1	1	0	0	0	0	0
Hooker, Amani	1	1	0	1	1	0	0	0
Gibbens, Jack	1	0	1	0	0	0	0	0
Reese IV, Otis	1	0	1	0	0	0	0	0
TEAM TOTALS:	8	4	4	1	1	0	0	0

MISCELLANEOUS STATISTICS

PLAYER	TACKLES			FUMBLES	
	Tot	Solo	Asst	FF	FR
Hopkins, DeAndre	2	2	0	0	0
Moore, Chris	1	1	0	0	0
TEAM TOTALS:	3	3	0	0	0

Legend:

- Tot** Total Tackles
- Solo** Unassisted Tackles
- Asst** Assisted Tackles
- Sk** Quarterback Sacks
- Yds** Yards Lost on Sack
- QBPs** Quarterback Pressure
- TFL** Tackle for Loss
- Int** Interceptions
- Yds** Interception Return Yards
- TD** Interceptions Return Touchdowns
- PD** Passes Defensed
- FF** Forced Fumble
- FR** Fumble Recoveries
- Yds** Yards on Fumble Returns

2023 LOS ANGELES CHARGERS REGULAR SEASON STATISTICS



WON 0, LOST 1			* RUSHING			No.	Yds	Avg	Long	TD					
09/10	L 34-36	Miami	70,240	Ekeler	16	117	7.3	55	1						
09/17		at Tennessee		Kelley	16	91	5.7	14	1						
09/24		at Minnesota		Herbert	5	18	3.6	5	1						
10/01		Las Vegas		K. Allen	2	6	3.0	4	0						
10/16		Dallas		Everett	1	2	2.0	2	0						
10/22		at Kansas City		TEAM	40	234	5.9	55	3						
10/29		Chicago		OPPONENTS	20	70	3.5	12	1						
11/06		at N.Y. Jets		* RECEIVING			No.	Yds	Avg	Long	TD				
11/12		Detroit		K. Allen	6	76	12.7	36	0						
11/19		at Green Bay		Ekeler	4	47	11.8	35	0						
11/26		Baltimore		M. Williams	4	45	11.3	24	0						
12/03		at New England		Parham	3	21	7.0	15	1						
12/10		Denver		Everett	2	21	10.5	11	0						
12/14		at Las Vegas		Johnston	2	9	4.5	11	0						
12/23		Buffalo		D. Davis	1	5	5.0	5	0						
12/31		at Denver		Palmer	1	4	4.0	4	0						
01/07		Kansas City		TEAM	23	228	9.9	36	1						
				OPPONENTS	28	466	16.6	47	3						
		TOTAL FIRST DOWNS	LA-C	Opp.	* INTERCEPTIONS			No.	Yds	Avg	Long	TD			
		Rushing	30	30	Jackson	1	9	9.0	9	0					
		Passing	17	5	TEAM	1	9	9.0	9	0					
		Penalty	10	23	OPPONENTS	0	0	---	---	0					
		3rd Down: Made/Att	3	2	* PUNTING			No.	Yds	Avg	Net	TB	In	Lg	B
		3rd Down Pct.	9/15	4/9	Scott	3	145	48.3	41.7	1	0	62	0		
		4th Down: Made/Att	60.0	44.4	TEAM	3	145	48.3	41.7	1	0	62	0		
		4th Down Pct.	0/1	1/1	OPPONENTS	1	38	38.0	35.0	0	0	38	0		
		POSSESSION AVG.	0.0	100.0	* PUNT RETURNS			Ret	FC	Yds	Avg	Long	TD		
		TOTAL NET YARDS	32:41	27:19	D. Davis	1	0	3	3.0	3	0				
		Avg. Per Game	433	536	TEAM	1	0	3	3.0	3	0				
		Total Plays	433.0	536.0	OPPONENTS	0	2	0	---	---	0				
		Avg. Per Play	76	65	* KICKOFF RETURNS			No.	Yds	Avg	Long	TD			
		NET YARDS RUSHING	5.7	8.2	* FIELD GOALS			1-19	20-29	30-39	40-49	50+			
		Avg. Per Game	234	70	Dicker	0/0	1/1	0/0	0/0	1/1					
		Total Rushes	234.0	70.0	TEAM	0/0	1/1	0/0	0/0	1/1					
		NET YARDS PASSING	40	20	OPPONENTS	0/0	1/1	0/0	2/2	0/0					
		Avg. Per Game	199	466	Dicker: (50G,25G) OPP: (23G,41G,45G)										
		Sacked/Yards Lost	199.0	466.0											
		Gross Yards	3/29	0/0											
		Att./Completions	228	466											
		Completion Pct.	33/23	45/28											
		Had Intercepted	69.7	62.2											
		PUNTS/AVERAGE	0	1											
		NET PUNTING AVG.	3/48.3	1/38.0											
		PENALTIES/YARDS	3/41.7	1/35.0											
		FUMBLES/BALL LOST	6/70	6/38											
		TOUCHDOWNS	0/0	2/1											
		Rushing	4	4											
		Passing	3	1											
		Returns	1	3											
		Returns	0	0											
		* SCORE BY PERIODS			Q1	Q2	Q3	Q4	OT	PTS					
		TEAM	7	10	7	10	0	34							
		OPPONENTS	7	13	7	9	0	36							
		* SCORING			TD-Ru	Pa-Rt	K-PAT	FG	S	PTS					
		Dicker	0	0	0	0	4/4	2/2	0	10					
		Ekeler	1	1	0	0			0	6					
		Herbert	1	1	0	0			0	6					
		Kelley	1	1	0	0			0	6					
		Parham	1	0	1	0			0	6					
		TEAM	4	3	1	0	4/4	2/2	0	34					
		OPPONENTS	4	1	3	0	3/4	3/3	0	36					
		2-Pt Conv: TM 0-0, OPP 0-0													
		SACKS: OPP 3													
		FUM/LOST:													
		* PASSING													
		Herbert	Att	Cmp	Yds	Cmp%	Yds/Att	TD	TD%	Int	Int%	Long	Sack/Lost	Rating	
		Herbert	33	23	228	69.7	6.91	1	3.0	0	0.0	36	3/29	99.1	
		TEAM	33	23	228	69.7	6.91	1	3.0	0	0.0	36	3/29	99.1	
		OPPONENTS	45	28	466	62.2	10.36	3	6.7	1	2.2	47	0/0	110.0	

REGULAR SEASON: THE LAST TIME THE TENNESSEE TITANS ...

GAMES WON

WON BY SCORING IN THE LAST TWO MINUTES OF REGULATION

By Titans—Randy Bullock 44-yard FG (0:04 remaining) vs. San Francisco, 12/23/21 (W)

By Opponents—Cameron Dicker 43-yard field goal (0:04 remaining), at Los Angeles Chargers, 12/18/22 (L)

WON OVERTIME GAME

By Titans—Tennessee 34, at Indianapolis 31, 10/31/21 (W)

By Opponents—at Kansas City 20, Tennessee 17, 11/6/22 (L)

WON BY 20 OR MORE POINTS

By Titans—at Tennessee 34, Miami 3, 1/2/22 (W)

By Opponents—Tennessee 10, at Philadelphia 35, 12/4/22 (L)

WON BY SHUTOUT

By Titans—at Tennessee 20, Jacksonville 0, 12/12/21 (W)

By Opponents—at Denver 16, Tennessee 0, 10/13/19 (L)

TEAM SCORING

SCORED 50 POINTS

By Titans—*Never in Titans era (since 1999)*

By Oilers—Houston 58, vs. Cleveland 14, 12/9/90 (W)

By Opponents—at Houston 57, Tennessee 14, 10/1/17 (L)

SCORED 40 POINTS

By Titans—at Houston 38, Tennessee 41, 1/3/21 (W)

By Opponents—Tennessee 7, at Buffalo 41, 9/19/22 (L)

SCORED 20 POINTS IN A QUARTER

By Titans—21 points in second quarter, at Houston, 1/9/22 (W)

By Opponents—24 points in third quarter, at Buffalo, 9/19/22 (L)

SCORED 30 POINTS IN A HALF

By Titans—35 points in first half, at Indianapolis, 11/29/20 (W)

By Opponents—38 points in first half, vs. Cleveland, 12/6/20 (L)

SCORED TOUCHDOWNS ON OFFENSE, DEFENSE AND SPECIAL TEAMS

By Titans—One rushing, two interception returns, two punt returns, vs. Jacksonville, 12/30/12 (W)

By Opponents—Four passing, one interception return, two punt returns, at Oakland, 9/29/02 (L)

SCORED A TOUCHDOWN ON FIRST OFFENSIVE POSSESSION

By Titans—Derrick Henry 3-yard run, vs. Jacksonville, 12/11/22 (L)

By Opponents—Joshua Kelley 1-yard run, at Los Angeles Chargers, 12/18/22 (L)

TEAM YARDAGE TOTALS

500 TOTAL NET YARDS

By Titans—at Seattle (532 yards), 9/19/21 (W)

By Opponents—vs. Kansas City (530 yards), 11/10/19 (W)

400 TOTAL NET YARDS

By Titans—at Green Bay (408 yards), 11/17/22 (W)

By Opponents—vs. Jacksonville (428 yards), 12/11/22 (L)

TEAM DEFENSE

HELD OPPONENT WITHOUT A TOUCHDOWN

By Titans—at Tennessee 34, Miami 3, 1/2/22 (W)

By Opponents—at New Orleans 16, Tennessee 15, 9/10/23 (L)

HELD OPPONENT TO 200 OR FEWER NET YARDS OF OFFENSE

By Titans—at Houston (161 yards), 10/30/22 (W)

By Opponents—at Buffalo (187 net yards), 9/19/22 (L)

HELD OPPONENT TO 50 OR FEWER YARDS RUSHING

By Titans—at Jacksonville (19 yards), 1/7/23 (L)

By Opponents—at Denver (39 yards), 10/13/19 (L)

HELD OPPONENT TO 100 OR FEWER NET YARDS PASSING

By Titans—at Miami (78 net yards), 10/8/17 (L)

By Opponents—vs. Houston (88 net yards), 12/24/22 (L)

SEVEN OR MORE SACKS BY TEAM

By Titans—at Arizona (8 sacks), 12/10/17 (L)

By Opponents—at N.Y. Jets (7 sacks), 10/3/21 (L)

SIX OR MORE SACKS BY TEAM

By Titans—vs. Denver (6 sacks), 11/13/22 (W)

By Opponents—at Philadelphia (6 sacks), 12/4/22 (L)

FIVE OR MORE SACKS BY TEAM

By Titans—vs. Denver (6 sacks), 11/13/22 (W)

By Opponents—at Philadelphia (6 sacks), 12/4/22 (L)

FORCED FIVE OR MORE OPPONENT TURNOVERS

By Titans—vs. N.Y. Jets (4 interceptions, 1 fumble), 12/17/12 (W)

By Opponents—vs. Houston (4 interceptions, 1 fumble), 11/21/21 (L)

FORCED FOUR OR MORE OPPONENT TURNOVERS

By Titans—vs. Jacksonville (4 interceptions, 0 fumbles), 12/12/21 (W)

By Opponents—vs. Jacksonville (1 interception, 3 fumbles), 12/11/22 (L)

SPECIAL TEAMS

KICKOFF RETURNED FOR TOUCHDOWN

By Titans—A.J. Brown (42 yards) at Indianapolis, 11/29/20 (W)

By Opponents—Jakeem Grant (102 yards) at Miami, 9/9/18 (L)

OPENING KICKOFF RETURNED FOR TOUCHDOWN

By Titans—Derrick Mason (101 yards) at Cincinnati, 11/18/01 (W)

By Opponents—Josh Huff (107 yards) at Philadelphia, 11/23/14 (L)

PUNT RETURNED FOR TOUCHDOWN

By Titans—Darius Reynaud (twice—69 yards and 81 yards) vs. Jacksonville, 12/30/12 (W)

By Opponents—Jakeem Grant (74 yards) at Miami, 10/9/16 (W)

FIELD GOAL BLOCKED

By Titans—Denico Autry vs. Miami (Jason Sanders), 1/2/22 (W)

By Opponents—Justin Reid, vs. Houston (Stephen Gostkowski), 10/18/20 (W)

FIELD GOAL BLOCKED, RETURNED FOR TD

By Titans—Tye Smith (63 yards) at Indianapolis (Adam Vinatieri's FG blocked by Dane Cruikshank), 12/1/19 (W)

By Opponents—Rob Morris (68 yards) at Indianapolis (Gary Anderson's FG blocked by Montae Reagor), 12/5/04 (L)

PUNT BLOCKED

By Titans—Tim Shaw vs. Pittsburgh (Drew Butler), 10/11/12 (W)

By Opponents—E.J. Speed, vs. Indianapolis (Trevor Daniel), 11/12/20 (L)

PUNT BLOCKED AND RETURNED FOR TD

By Titans—Jason McCourty vs. Indianapolis (Pat McAfee's punt blocked by Patrick Bailey and recovered in end zone by McCourty), 10/30/11 (W)

By Opponents—T.J. Carrie (6 yards), vs. Indianapolis (Trevor Daniel's punt blocked by E.J. Speed), 11/12/20 (L)

FIVE FIELD GOALS

By Titans—Nick Folk (5) at New Orleans, 9/10/23 (L)

By Opponents—Nick Folk (5), at New England, 11/28/21 (L)

FOUR FIELD GOALS

By Titans—Nick Folk (5) at New Orleans, 9/10/23 (L)

By Opponents—Chris Boswell, at Pittsburgh, 12/19/21 (L)

THREE FIELD GOALS

By Titans—Nick Folk (5) at New Orleans, 9/10/23 (L)

By Opponents—Blake Grupe (3), at New Orleans, 9/10/23 (L)

REGULAR SEASON: THE LAST TIME THE TENNESSEE TITANS ...

SUCCESSFUL ONSIDE KICK

By Titans—Rob Bironas kicks and Daimion Stafford recovers, vs. Arizona, 12/15/13 (L)

By Opponents—Connor Barth kicks and Adrian Amos recovers, at Chicago, 11/27/16 (W)

MISSED PAT

By Titans—Josh Lambo, at Green Bay, 11/17/22 (W)

By Opponents—Mason Crosby (kick blocked), at Green Bay, 11/17/22 (W)

TWO-POINT CONVERSIONS**TWO-POINT CONVERSION MADE**

By Titans—Chig Okonkwo (pass from Ryan Tannehill) vs. Jacksonville, 12/11/22 (L)

By Opponents—Aaron Jones (pass from Aaron Rodgers), at Green Bay, 11/17/22 (W)

TWO-POINT CONVERSION FAILED

By Titans—vs. Cleveland (run failed), 12/6/20 (L)

By Opponents—vs. Houston (pass failed), 12/24/22 (L)

INDIVIDUAL OFFENSIVE PERFORMANCES**INDIVIDUAL WITH 200 SCRIMMAGE YARDS**

By Titans—Derrick Henry (228 yards) at Houston, 10/30/22 (W)

By Opponents—Todd Gurley (276 yards), vs. Los Angeles Rams, 12/24/17 (L)

RUSHING TOUCHDOWN AND RECEIVING TOUCHDOWN

By Titans—Derrick Henry (1 rushing, 1 receiving) at Carolina, 11/3/19 (L)

By Opponents—Nyheim Hines (1 rushing, 1 receiving), vs. Indianapolis, 11/12/20 (L)

RUSHING TOUCHDOWN AND PASSING TOUCHDOWN

By Titans—Derrick Henry (1 passing, 1 rushing) at Green Bay, 11/17/22 (W)

By Opponents—Trevor Lawrence (3 passing, 1 rushing), vs. Jacksonville, 12/11/22 (L)

INDIVIDUAL RUSHING**200 YARDS RUSHING**

By Titans—Derrick Henry (219 yards) at Houston, 10/30/22 (W)

By Opponents—Le'Veon Bell (204 yards) vs. Pittsburgh, 11/17/14 (L)

150 YARDS RUSHING

By Titans—Derrick Henry (219 yards) at Houston, 10/30/22 (W)

By Opponents—Saquon Barkley (164 yards), vs. N.Y. Giants, 9/11/22 (L)

100 YARDS RUSHING

By Titans—Derrick Henry (109 yards) at Jacksonville, 1/7/23 (L)

By Opponents—Saquon Barkley (164 yards), vs. N.Y. Giants, 9/11/22 (L)

CONSECUTIVE 100-YARD RUSHING GAMES

By Titans—Derrick Henry vs. Jacksonville, 12/11/22 (L); at Los Angeles Chargers, 12/18/22 (L); vs. Houston, 12/24/22 (L)

30 OR MORE CARRIES

By Titans—Derrick Henry (30 carries) at Jacksonville, 1/7/23 (L)

By Opponents—Melvin Gordon (32 carries) at San Diego, 11/6/16 (L)

RUSHING PLAY OF 80 OR MORE YARDS

By Titans—Derrick Henry (94 yards) vs. Houston, 10/18/20 (W)

By Opponents—Lamar Miller (97 yards), at Houston, 11/26/18 (L)

RUSHING PLAY OF 50 OR MORE YARDS

By Titans—Derrick Henry (50 yards) vs. Jacksonville, 12/11/22 (L)

By Opponents—Saquon Barkley (68 yards), vs. N.Y. Giants, 9/11/22 (L)

THREE TOUCHDOWNS RUSHING

By Titans—Derrick Henry (3) vs. Buffalo, 10/18/21 (W)

By Opponents—Corey Dillon (4) at Cincinnati, 12/4/97 (L)

TWO TOUCHDOWNS RUSHING

By Titans—Derrick Henry (2) at Kansas City, 11/6/22 (L)

By Opponents—Tyrod Taylor (2), vs. Houston, 11/21/21 (L)

INDIVIDUAL PASSING**400 YARDS PASSING**

By Titans—Ryan Fitzpatrick (402 yards) vs. Arizona, 12/15/13 (L)

By Opponents—Patrick Mahomes (446 yards), at Kansas City, 11/6/22 (L)

300 YARDS PASSING

By Titans—Ryan Tannehill (333 yards) at Green Bay, 11/17/22 (W)

By Opponents—Derek Carr (305 yards), at New Orleans, 9/10/23 (L)

CONSECUTIVE 300-YARD PASSING GAMES

By Titans—Matt Hasselbeck vs. Baltimore (358 yards), 9/18/11 (W), vs. Denver (311 yards), 9/25/11 (W)

FIVE TOUCHDOWN PASSES

By Titans—Steve McNair vs. Jacksonville, 12/26/99 (W)

By Opponents—Blake Bortles vs. Jacksonville, 12/6/15 (W)

FOUR TOUCHDOWN PASSES

By Titans—Ryan Tannehill at Houston, 1/9/22 (W)

By Opponents—Josh Allen, at Buffalo, 9/19/22 (L)

50 OR MORE PASS ATTEMPTS

By Titans—Ryan Tannehill (52 att) vs. Houston, 11/21/21 (L)

By Opponents—Patrick Mahomes (68), at Kansas City, 11/6/22 (L)

40 OR MORE PASS ATTEMPTS

By Titans—Ryan Tannehill (52 att) vs. Houston, 11/21/21 (L)

By Opponents—Dak Prescott (41), vs. Dallas, 12/29/22 (L)

30 OR MORE COMPLETIONS

By Titans—Ryan Tannehill (35 comp) vs. Houston, 11/21/21 (L)

By Opponents—Trevor Lawrence (30 comp), vs. Jacksonville, 12/11/22 (L)

NO SACKS ALLOWED

By Titans—vs. Buffalo, 10/18/21 (W)

By Opponents—vs. Jacksonville, 12/11/22 (L)

COMPLETION OF 80 OR MORE YARDS

By Titans—Ryan Tannehill (91 yards) at Oakland, 12/8/19 (W)

By Opponents—Jared Goff (80 yards), vs. Los Angeles Rams, 12/24/17 (L)

COMPLETION OF 50 OR MORE YARDS

By Titans—Ryan Tannehill (69 and 51 yards) vs. Cincinnati, 11/27/22 (L)

By Opponents—Russell Wilson (66 yards), vs. Denver, 11/13/22 (W)

INDIVIDUAL RECEIVING**200 YARDS RECEIVING**

By Titans—Kenny Britt (225 yards) vs. Philadelphia, 10/24/10 (W)

By Opponents—DeAndre Hopkins (238 yards) at Houston, 11/30/14 (L)

150 YARDS RECEIVING

By Titans—A.J. Brown (155 yards) at Indianapolis, 10/31/21 (W)

By Opponents—Evan Engram (162 yards), vs. Jacksonville, 12/11/22 (L)

100 YARDS RECEIVING

By Titans—Treylon Burks (111 yards) at Green Bay, 11/17/22 (W)

By Opponents—Chris Olave (112 yards), at New Orleans, 9/10/23 (L)

CONSECUTIVE 100-YARD RECEIVING GAMES

By Titans—A.J. Brown vs. Kansas City (133 yards), 10/24/21 (W), at Indianapolis (155 yards), 10/31/21 (W)

10 OR MORE RECEPTIONS

By Titans—A.J. Brown (11 rec.) vs. San Francisco, 12/23/21 (W)

By Opponents—CeeDee Lamb (11 rec.), vs. Dallas, 12/29/22 (L)

REGULAR SEASON: THE LAST TIME THE TENNESSEE TITANS ...

RECEPTION OF 80 OR MORE YARDS

By Titans—A.J. Brown (91 yards) at Oakland, 12/8/19 (W)
By Opponents—Todd Gurley (80 yards), vs. Los Angeles Rams, 12/24/17 (L)

RECEPTION OF 50 OR MORE YARDS

By Titans—Treyton Burks (51 yards); Derrick Henry (69 yards) vs. Cincinnati, 11/27/22 (L)
By Opponents—Jalen Virgil (66 yards), vs. Denver, 11/13/22 (W)

THREE TOUCHDOWN RECEPTIONS

By Titans—Kenny Britt vs. Philadelphia, 10/24/10 (W)
By Opponents—Stefon Diggs, at Buffalo, 9/19/22 (L)

TWO TOUCHDOWN RECEPTIONS

By Titans—Austin Hooper at Green Bay, 11/17/22 (W)
By Opponents—Dalton Schultz, vs. Dallas, 12/29/22 (L)

COMBINED OFFENSIVE PERFORMANCES BY TEAMMATES

100-YARD RUSHER AND 100-YARD RECEIVER IN A GAME

By Titans—Derrick Henry (182 rush.) and Julio Jones (128 rec.) at Seattle, 9/19/21 (W)
By Opponents—AJ Dillon (124 rush.) and Davante Adams (142 rec.), at Green Bay, 12/27/20 (L)
By One Player (Opponent)—Todd Gurley (118 rush. and 158 receiving), vs. Los Angeles Rams, 12/24/17 (L)

100-YARD RUSHER, 100-YARD RECEIVER AND 300-YARD PASSER IN A GAME

By Titans—Derrick Henry (182 rush.), Julio Jones (128 rec.) and Ryan Tannehill (347 pass.) at Seattle, 9/19/21 (W)
By Opponents—Todd Gurley (118 rush. and 158 rec.) and Jared Goff (301 pass.), vs. Los Angeles Rams, 12/24/17 (L)

300-YARD PASSER AND 100-YARD RECEIVER IN A GAME

By Titans— Ryan Tannehill (333 pass.) and Treyton Burks (111 rec.) at Green Bay, 11/17/22 (W)
By Opponents—Derek Carr (305 pass.) and Chris Olave (112 rec.), at New Orleans, 9/10/23 (L)

100-YARD RUSHER AND 300-YARD PASSER IN A GAME

By Titans—Derrick Henry (182 rush.) and Ryan Tannehill (347 pass.) at Seattle, 9/19/21 (W)
By Opponents— Gardner Minshew II (339 pass.) and James Robinson (102 rush.), vs. Jacksonville, 9/20/20 (W)

TWO 100-YARD RUSHERS IN A GAME

By Titans—Dontrell Hilliard (131 yards) and D'Onta Foreman (109), at New England, 11/28/21 (L)
By Opponents—Arian Foster (115 yards) and Ben Tate (104 yards) vs. Houston, 10/23/11 (L)

TWO 100-YARD RECEIVERS IN A GAME

By Titans—Justin Hunter (109 yards) and Kendall Wright (103 yards) at Oakland, 11/24/13 (W)
By Opponents—A.J. Brown (119 rec.) and DeVonta Smith (102 rec.), at Philadelphia, 12/4/22 (L)

INDIVIDUAL DEFENSE

INTERCEPTION RETURNED FOR TOUCHDOWN

By Titans— Andrew Adams (76 yards) against Indianapolis, 10/23/22 (W)
By Opponents—Matt Milano (43 yards), at Buffalo, 9/19/22 (L)

FUMBLE RETURNED FOR TOUCHDOWN

By Titans—Kevin Byard (30 yards) at Jacksonville, 10/10/21 (W)
By Opponents—Josh Allen (37 yards) at Jacksonville, 1/7/23 (L)

SAFETY SCORED

By Titans—Browns quarterback Baker Mayfield sacked in end zone by Cameron Wake, at Cleveland, 9/8/19 (W)
By Opponents—Ryan Tannehill sacked in end zone by Romeo Okwara vs. Detroit, 12/20/20 (W)

THREE INTERCEPTIONS

By Titans—Kevin Byard (3) at Cleveland, 10/22/17 (W)
By Opponents—Glover Quin (3) at Houston, 11/28/10 (L)

TWO INTERCEPTIONS

By Titans—Kevin Byard (2) vs. Dallas, 12/29/22 (L)
By Opponents—Desmond King (2), vs. Houston, 11/21/21 (L)

THREE SACKS

By Titans—Jeffery Simmons (3.0) at L.A. Rams, 11/7/21 (W)
By Opponents—Chandler Jones (5.0), vs. Arizona, 9/12/21 (L)

POSTSEASON: THE LAST TIME THE TENNESSEE TITANS ...

GAMES WON (PLAYOFFS)

WON BY SCORING IN THE LAST TWO MINUTES OF REGULATION

By Titans—Gary Anderson 46-yard field goal with 0:29 remaining, at Baltimore, 1/3/04 (W)
By Opponents—Evan McPherson 52-yard field goal with 0:00 remaining, vs. Cincinnati, 1/22/22 (L)

WON OVERTIME GAME

By Titans—Tennessee 34, vs. Pittsburgh 31, 1/11/03 (W)
By Opponents—at Buffalo 41, Houston 38, 1/3/93 (L)

WON BY 20 OR MORE POINTS

By Titans/Oilers—Never Happened
By Opponents—at New England 35, Tennessee 14, 1/13/18 (L)

WON BY SHUTOUT

By Titans/Oilers—Never Happened
By Opponents—Never Happened

TEAM SCORING (PLAYOFFS)

SCORED 50 POINTS

By Titans/Oilers—Never Happened
By Opponents—at Oakland 56, Houston 7, 12/21/69 (L)

SCORED 40 POINTS

By Titans/Oilers—Never Happened
By Opponents—at Oakland 41, Tennessee 24, 1/19/03 (L)

SCORED 20 POINTS IN A QUARTER

By Titans—Never in Titans era (since 1999)
By Oilers—21 points in second quarter, at Buffalo, 1/3/93 (L)
By Opponents—21 points in second quarter, at New England, 1/13/18 (L)

SCORED 30 POINTS IN A HALF

By Titans/Oilers—Never Happened
By Opponents—35 points in second half, at Buffalo, 1/3/93 (L)

SCORED TOUCHDOWNS ON OFFENSE, DEFENSE AND SPECIAL TEAMS

By Titans/Oilers—Never Happened
By Opponents—Never Happened

SCORED A TOUCHDOWN ON FIRST OFFENSIVE POSSESSION

By Titans—Anthony Firkser 12-yard pass from Ryan Tannehill, at New England, 1/4/20 (W)
By Opponents—Bethel Johnson 41-yard pass from Tom Brady, at New England, 1/10/04 (L)

TEAM YARDAGE TOTALS (PLAYOFFS)

500 TOTAL NET YARDS

By Titans/Oilers—Never Happened
By Opponents—at Baltimore (530 yards), 1/11/20 (W)

400 TOTAL NET YARDS

By Titans—vs. Pittsburgh (430 yards), 1/11/03 (W)
By Opponents—vs Baltimore (401 yards), 1/10/21 (L)

POSTSEASON: THE LAST TIME THE TENNESSEE TITANS ...

TEAM DEFENSE (PLAYOFFS)

HELD OPPONENT WITHOUT A TOUCHDOWN

By Titans—Never in Titans era (since 1999)

By Oilers—Houston 10, at San Diego 3, 12/24/61 (W)

By Opponents—at San Diego 17, Tennessee 6, 1/6/08 (L)

HELD OPPONENT TO 200 OR FEWER NET YARDS OF OFFENSE

By Titans—vs. Baltimore (134 net yards), 1/7/01 (L)

By Opponents—vs. Buffalo (194 net yards), 1/8/00 (W)

HELD OPPONENT TO 50 OR FEWER YARDS RUSHING

By Titans—vs. Baltimore (50 yards), 1/10/09 (L)

By Opponents—vs. Kansas City (39 yards), 1/16/94 (L)

HELD OPPONENT TO 100 OR FEWER NET YARDS PASSING

By Titans—vs. Buffalo (97 net yards), 1/8/00 (W)

By Opponents—at Baltimore (83 net yards), 1/11/20 (W)

SEVEN OR MORE SACKS BY TEAM

By Titans/Oilers—vs. Cincinnati (9 sacks), 1/22/22 (L)

By Opponents—at New England (8 sacks), 1/13/18 (L)

SPECIAL TEAMS (PLAYOFFS)

KICKOFF RETURNED FOR TOUCHDOWN

By Titans—Derrick Mason (80 yards) at Jacksonville, 1/23/00 (W)

By Opponents—Never Happened

RETURNED OPENING KICKOFF FOR TOUCHDOWN

By Titans/Oilers—Never Happened

By Opponents—Never Happened

PUNT RETURNED FOR TOUCHDOWN

By Titans/Oilers—Never Happened

By Opponents—Never Happened

FIELD GOAL BLOCKED

By Titans/Oilers—Never Happened

By Opponents—Richard Seymour at New England (Gary Anderson), 1/10/04 (L)

FIELD GOAL BLOCKED, RETURNED FOR TD

By Titans/Oilers—Never Happened

By Opponents—Anthony Mitchell (90 yards) vs. Baltimore (Al Del Greco's FG blocked by Keith Washington), 1/7/01 (L)

PUNT BLOCKED

By Titans—Chris Coleman vs. Baltimore (Kyle Richardson, twice), 1/7/01 (L)

By Opponents—Jerry Olsavsky vs. Pittsburgh (Greg Montgomery), 12/31/89 (L)

PUNT BLOCKED AND RETURNED FOR TD

By Titans/Oilers—Never Happened

By Opponents—Never Happened

FIVE FIELD GOALS

By Titans/Oilers—Never Happened

By Opponents—Never Happened

FOUR FIELD GOALS

By Titans—Al Del Greco at Indianapolis, 1/16/00 (W)

By Opponents—Evan McPherson, vs. Cincinnati, 1/22/22 (L)

THREE FIELD GOALS

By Titans—Al Del Greco (4) at Indianapolis, 1/16/00 (W)

By Opponents—Evan McPherson (4), vs. Cincinnati, 1/22/22 (L)

MISSED PAT (KICK)

By Titans/Oilers—Never Happened

By Opponents—David Treadwell (Wide Left) at Denver, 1/4/92 (L)

TWO-POINT CONVERSIONS (PLAYOFFS)

TWO-POINT CONVERSION MADE

By Titans/Oilers—Never Happened

By Opponents—Plaxico Burress (pass from Hines Ward) vs. Pittsburgh, 1/11/03 (W)

TWO-POINT CONVERSION FAILED

By Titans—vs. Cincinnati (run failed), 1/22/22 (L)

By Opponents—at Baltimore (pass failed), 1/11/20 (W)

INDIVIDUAL OFFENSIVE PERFORMANCES (PLAYOFFS)

INDIVIDUAL WITH 200 SCRIMMAGE YARDS

By Titans—Derrick Henry (202 yards) at Baltimore, 1/11/20 (W)

By Opponents—Never Happened

RUSHING TOUCHDOWN AND RECEIVING TOUCHDOWN

By Titans—Never in Titans era (since 1999)

By Oilers—Allen Pinkett at Cleveland, 12/24/88 (W)

By Opponents—James White at New England, 1/13/18 (L)

RUSHING TOUCHDOWN AND PASSING TOUCHDOWN

By Titans—Ryan Tannehill at Baltimore, 1/11/20 (W)

By Opponents—Patrick Mahomes at Kansas City, 1/19/20 (L)

INDIVIDUAL RUSHING (PLAYOFFS)

200 YARDS RUSHING

By Titans/Oilers—Never Happened

By Opponents—Never Happened

150 YARDS RUSHING

By Titans—Derrick Henry (195 yards) at Baltimore, 1/11/20 (W)

By Opponents—Paul Lowe (165 yards) vs. Los Angeles Chargers, 1/1/61 (W)

100 YARDS RUSHING

By Titans—Derrick Henry (195 yards) at Baltimore, 1/11/20 (W)

By Opponents—Lamar Jackson (136 yards), vs. Baltimore, 1/10/21 (L)

CONSECUTIVE 100-YARD RUSHING GAMES

By Titans—Derrick Henry at New England (182 yards), 1/4/20 (W), at Baltimore (195 yards), 1/11/20 (W)

30 OR MORE CARRIES

By Titans—Derrick Henry (30) at Baltimore, 1/11/20 (W)

By Opponents—Never Happened

RUSHING PLAY OF 80 OR MORE YARDS

By Titans/Oilers—Never Happened

By Opponents—Never Happened

RUSHING PLAY OF 50 OR MORE YARDS

By Titans—Derrick Henry (66 yards) at Baltimore, 1/11/20 (W)

By Opponents—Never Happened

THREE TOUCHDOWNS RUSHING

By Titans/Oilers—Never Happened

By Opponents—Never Happened

TWO TOUCHDOWNS RUSHING

By Titans—Steve McNair at Oakland, 1/19/03 (L)

By Opponents—Antowain Smith vs. Buffalo, 1/8/00 (W)

INDIVIDUAL PASSING (PLAYOFFS)

400 YARDS PASSING

By Titans/Oilers—Never Happened

By Opponents—Kurt Warner (414 yards) vs. St. Louis, 1/30/00 (L)

300 YARDS PASSING

By Titans—Steve McNair (338 yards) vs. Pittsburgh, 1/11/03 (W)

By Opponents—Joe Burrow (348 yards), vs. Cincinnati, 1/22/22 (L)

CONSECUTIVE 300-YARD PASSING GAMES

Playoffs:

By Titans/Oilers—Never Happened

POSTSEASON: THE LAST TIME THE TENNESSEE TITANS ...

FIVE TOUCHDOWN PASSES

By Titans/Oilers—Never Happened
By Opponents—Daryle Lamonica (6) at Oakland, 12/21/69 (L)

FOUR TOUCHDOWN PASSES

By Titans—Never in Titans era (since 1999)
By Oilers—Warren Moon at Buffalo, 1/3/93 (L)
By Opponents—Frank Reich at Buffalo, 1/3/93 (L)

50 OR MORE PASS ATTEMPTS

By Titans—Never in Titans era (since 1999)
By Oilers—Warren Moon (50 att) at Buffalo, 1/3/93 (L)
By Opponents—Lamar Jackson (59 att), at Baltimore, 1/11/20 (W)

40 OR MORE PASS ATTEMPTS

By Titans—Kerry Collins (42 att) vs. Baltimore, 1/10/09 (L)
By Opponents—Lamar Jackson (59 att), at Baltimore, 1/11/20 (W)

30 OR MORE COMPLETIONS

By Titans—Never in Titans era (since 1999)
By Oilers—Warren Moon (32 comp) vs. Kansas City, 1/16/94 (L)
By Opponents—Lamar Jackson (31 comp), at Baltimore, 1/11/20 (W)

NO SACKS ALLOWED

By Titans—at Baltimore, 1/3/04 (W)
By Opponents—at New England, 1/4/20 (W)

COMPLETION OF 80 OR MORE YARDS

By Titans/Oilers—Never Happened
By Opponents—Never Happened

COMPLETION OF 50 OR MORE YARDS

By Titans—Never in Titans era (since 1999)
By Oilers—Dan Pastorini (71 yards) at New England, 12/31/78 (L)
By Opponents—Joe Burrow (57 yards), vs. Cincinnati, 1/22/22 (L)

INDIVIDUAL RECEIVING (PLAYOFFS)

200 YARDS RECEIVING

By Titans/Oilers—Never Happened
By Opponents—Never Happened

150 YARDS RECEIVING

By Titans/Oilers—Never Happened
By Opponents—Isaac Bruce (162 yards) vs. St. Louis, 1/30/00 (L)

100 YARDS RECEIVING

By Titans—A.J. Brown (142 yards) vs. Cincinnati, 1/22/22 (L)
By Opponents—Ja'Marr Chase (109 yards), vs. Cincinnati, 1/22/22 (L)

CONSECUTIVE 100-YARD RECEIVING GAMES

By Titans—Never in Titans era (since 1999)
By Oilers—Ernest Givins at Denver (111 yards), 1/4/92 (L), at Buffalo (117 yards), 1/3/93 (L)

10 OR MORE RECEPTIONS

By Titans—Justin Gage (11 rec.) vs. Baltimore, 1/10/09 (L)
By Opponents—Danny Amendola (11 rec.) at New England, 1/13/18 (L)

RECEPTION OF 80 OR MORE YARDS

By Titans/Oilers—Never Happened
By Opponents—Never Happened

RECEPTION OF 50 OR MORE YARDS

By Titans—Never in Titans era (since 1999)
By Oilers—Ken Burrough (71 yards) at New England, 12/31/78 (L)
By Opponents—Ja'Marr Chase (57 yards), vs. Cincinnati, 1/22/22 (L)

THREE TOUCHDOWN RECEPTIONS

By Titans/Oilers—Never Happened
By Opponents—Andre Reed at Buffalo, 1/3/93 (L)

TWO TOUCHDOWN RECEPTIONS

By Titans/Oilers—Corey Davis at New England, 1/13/18 (L)
By Opponents—Tyreek Hill, at Kansas City, 1/19/20 (L)

COMBINED OFFENSIVE PERFORMANCES BY TEAMMATES (PLAYOFFS)

100-YARD RUSHER AND 100-YARD RECEIVER IN A GAME

By Titans/Oilers—Never Happened
By Opponents—Lamar Jackson (136 rush.) and Marquise Brown (109 rec.), vs. Baltimore, 1/10/21 (L)

100-YARD RUSHER, 100-YARD RECEIVER AND 300-YARD PASSER IN A GAME

By Titans/Oilers—Never Happened
By Opponents—Lamar Jackson (143 rush.), Lamar Jackson (365 pass.) and Marquis Brown (126 rec.), at Baltimore, 1/11/20 (W)

300-YARD PASSER AND 100-YARD RECEIVER IN A GAME

By Titans—Steve McNair (338 pass.) and Frank Wycheck (123 rec.) vs. Pittsburgh, 1/11/03 (W)
By Opponents—Joe Burrow (348 pass.) and Ja'Marr Chase (109 rec.), vs. Cincinnati, 1/22/22 (L)

100-YARD RUSHER AND 300-YARD PASSER IN A GAME

By Titans/Oilers—Never Happened
By Opponents—Lamar Jackson (143 rush. and 365 pass.), at Baltimore, 1/11/20 (W)

TWO 100-YARD RUSHERS IN A GAME

By Titans/Oilers—Never Happened
By Opponents—Hewritt Dixon (144 yards) and Pete Banaszak (116 yards) at Oakland, 12/31/67 (L)

TWO 100-YARD RECEIVERS IN A GAME

By Titans—Never in Titans era (since 1999)
By Oilers—Mike Barber (112 yards) and Ken Burrough (103 yards) at Miami, 12/24/78 (W)
By Opponents—Chris Chambers (121 yards) and Vincent Jackson (114 yards) at San Diego, 1/6/08 (L)

INDIVIDUAL DEFENSE (PLAYOFFS)

INTERCEPTION RETURNED FOR TOUCHDOWN

By Titans—Logan Ryan (9 yards) at New England, 1/4/20 (W)
By Opponents—Will Demps (56 yards), at Baltimore, 1/3/04 (W)

FUMBLE RETURNED FOR TOUCHDOWN

By Titans/Oilers—Never Happened
By Opponents—Never Happened

SAFETY SCORED

By Titans—Josh Evans and Jason Fisk (sacked Mark Brunell), at Jacksonville, 1/23/00 (W)
By Opponents—Dan Pastorini ran out of the End Zone, at Miami, 12/24/78 (W)

THREE INTERCEPTIONS

By Titans—Never in Titans era (since 1999)
By Oilers—Vernon Perry (4*) at San Diego, 12/29/79 (W)
By Opponents—Never Happened

TWO INTERCEPTIONS

By Titans—Never in Titans era (since 1999)
By Oilers—Bubba McDowell vs. N.Y. Jets, 12/29/91 (W)
By Opponents—Johnny Robinson vs. Dallas Texans, 12/23/62 (L)

THREE SACKS

By Titans—Jeffery Simmons vs. Cincinnati, 1/22/22 (L)
By Opponents—Willie McGinest at New England, 1/10/04 (L)

LAST TIME IN A SEASON THE TITANS ...

TEAM OFFENSE

Ranked 1st in Overall Offense — 1990
 Ranked 1st in Rushing Offense — 1967 (AFL)
 Ranked 1st in Passing Offense — 1992

TEAM DEFENSE

Ranked 1st in Overall Defense — 2000
 Ranked 1st in Rushing Defense — 2022
 Ranked 1st in Passing Defense — 2000

GAMES WON (REGULAR SEASON)

10 Wins — 2021 (12-5)
 11 Wins — 2021 (12-5)
 12 Wins — 2021 (12-5)
 13 Wins — 2008 (13-3)

ADVANCED IN PLAYOFFS

Wild Card Round — 2021
 Divisional Round — 2021
 Conference Championship — 2019
 Super Bowl — 1999

RUSHING

1,000 Yards — **Derrick Henry** (1,538), 2022
 1,500 Yards — **Derrick Henry** (1,538), 2022
 2,000 Yards — **Derrick Henry** (2,027), 2020
 300 Attempts — **Derrick Henry** (349), 2022
 400 Attempts — **Eddie George** (403), 2000
 10 Touchdowns — **Derrick Henry** (13), 2022
 15 Touchdowns — **Derrick Henry** (17), 2020

PASSING

3,000 Yards — **Ryan Tannehill** (3,734), 2021
 3,500 Yards — **Ryan Tannehill** (3,734), 2021
 4,000 Yards — **Warren Moon** (4,690), 1991
 400 Attempts — **Ryan Tannehill** (531), 2021
 500 Attempts — **Ryan Tannehill** (531), 2021
 600 Attempts — **Warren Moon** (655), 1991
 20 Touchdowns — **Ryan Tannehill** (21), 2021
 30 Touchdowns — **Ryan Tannehill** (33), 2020
 90.0 Passer Rating — **Ryan Tannehill** (94.6), 2022
 100.0 Passer Rating — **Ryan Tannehill** (106.5), 2020

RECEIVING

80 Receptions — **Delanie Walker** (94), 2015
 90 Receptions — **Delanie Walker** (94), 2015
 100 Receptions — **Haywood Jeffires** (100), 1991
 1,000 Yards — **A.J. Brown** (1,075), 2020
 1,500 Yards — **Charlie Hennigan** (1,546), 1964
 10 Touchdowns — **A.J. Brown** (11), 2020
 15 Touchdowns — **Bill Groman** (17), 1961

SCORING

100 Points — **Randy Bullock** (120), 2021
 110 Points — **Randy Bullock** (120), 2021
 120 Points — **Randy Bullock** (120), 2021
 130 Points — **Ryan Succop** (136), 2017
 30 Field Goals — **Ryan Succop** (35), 2017
 35 Field Goals — **Ryan Succop** (35), 2017
 10 Touchdowns — **Derrick Henry** (13), 2022
 15 Touchdowns — **Derrick Henry** (17), 2020

DEFENSE

7 Interceptions — **Kevin Byard** (8), 2017
 8 Interceptions — **Kevin Byard** (8), 2017
 9 Interceptions — **Mike Reinfeldt** (12), 1979
 10 Interceptions — **Mike Reinfeldt** (12), 1979
 10 Sacks — **Harold Landry III** (12), 2021
 12 Sacks — **Harold Landry III** (12), 2021
 14 Sacks — **Jevon Kearse** (14.5), 1999
 150 Tackles — **Wesley Woodyard** (172), 2017
 175 Tackles — **Keith Bulluck** (180), 2002
 200 Tackles — **Gregg Bingham** (212), 1980

TITANS RECORDS AT A GLANCE

Team record holders in major statistical categories

SCORING

Points (Game) — 30 by **Billy Cannon** (5 TDs) at N.Y. Titans, 12/10/61
 Points (Season) — 136 by **Al Del Greco**, 1998; by **Ryan Succop**, 2017
 Points (Career) — 1,060 by **Al Del Greco**, 1991-00
 Touchdowns (Game) — 5 by **Billy Cannon** at N.Y. Titans, 12/10/61
 Touchdowns (Season) — 19 by **Earl Campbell**, 1979
 Touchdowns (Career) — 81 by **Derrick Henry**, 2016-23
 Field Goals (Game) — 8 by **Rob Bironas** at Hou., 10/21/07
 Field Goals (Season) — 36 by **Al Del Greco**, 1998
 Field Goals (Career) — 246 by **Al Del Greco**, 1991-00

RUSHING

Rushing Yards (Game) — 250 by **Derrick Henry** at Hou., 1/3/21
 Rushing Yards (Season) — 2,027 by **Derrick Henry**, 2020
 Rushing Yards (Career) — 10,009 by **Eddie George**, 1996-03
 Rushing Touchdowns (Game) — 4 by **Earl Campbell** vs. Mia., 11/20/78; **Lorenzo White** vs. Cle., 12/9/90; **Derrick Henry** vs. Jax, 12/6/18
 Rushing Touchdowns (Season) — 19 by **Earl Campbell**, 1979
 Rushing Touchdowns (Career) — 78 by **Derrick Henry**, 2016-23

PASSING

Passing Yards (Game) — 527 by **Warren Moon** at K.C., 12/16/90
 Passing Yards (Season) — 4,690 by **Warren Moon**, 1991
 Passing Yards (Career) — 33,685 by **Warren Moon**, 1984-93
 Passing Touchdowns (Game) — 7 by **George Blanda** vs. N.Y. Titans, 11/19/61
 Passing Touchdowns (Season) — 36 by **George Blanda**, 1961
 Passing Touchdowns (Career) — 196 by **Warren Moon**, 1984-93
 Passer Rating (Game) — 158.3 by **Chris Chandler** at Cin., 9/24/95
 Passer Rating (Season) — 117.5 by **Ryan Tannehill**, 2019
 Passer Rating (Career) — 99.1 by **Ryan Tannehill**, 2019-23

RECEIVING

Receptions (Game) — 13 (three times, last by **Drew Bennett** at Oak., 12/19/04)
 Receptions (Season) — 101 by **Charlie Hennigan**, 1964
 Receptions (Career) — 542 by **Ernest Givins**, 1986-94
 Receiving Yards (Game) — 272 by **Charlie Hennigan** at Bos., 10/13/61
 Receiving Yards (Season) — 1,746 by **Charlie Hennigan**, 1961
 Receiving Yards (Career) — 7,935 by **Ernest Givins**, 1986-94
 Receiving Touchdowns (Game) — 3 (17 times, last by **Kenny Britt** vs. Phi., 10/24/10)
 Receiving Touchdowns (Season) — 17 by **Bill Groman**, 1961
 Receiving Touchdowns (Career) — 51 by **Charlie Hennigan**, 1960-66

PUNTING

Punts (Game) — 11 (twice by **Rich Camarillo**, last at Pit., 12/3/95)
 Punts (Season) — 96 by **Rich Camarillo**, 1994
 Punts (Career) — 923 by **Brett Kern**, 2009-21

PUNT RETURNS

Punt Return Yards (Game) — 160 by **Darius Reynaud** vs. Jax., 12/30/12
 Punt Return Average (Season) — 15.4 by **Billy Johnson**, 1977
 Punt Return Average (Career) — 13.2 by **Billy Johnson**, 1974-80

KICKOFF RETURNS

Kickoff Return Yards (Game) — 240 by **Bobby Jancik** at Oak., 12/22/63
 Kickoff Return Average (Season) — 31.7 by **Darius Jennings**, 2018
 Kickoff Return Average (Career) — 26.5 by **Bobby Jancik**, 1962-67

INTERCEPTIONS

Interceptions (Game) — 3 (nine times, last by **Kevin Byard** at Cle., 10/22/17)
 Interceptions (Season) — 12 by **Freddy Glick**, 1963; by **Mike Reinfeldt**, 1979
 Interceptions (Career) — 45 by **Jim Norton**, 1960-68

SACKS

Sacks (Game) — 4 (five times, last by **William Fuller** vs. Pit., 11/28/93)
 Sacks (Season) — 17 by **Elvin Bethea**, 1973
 Sacks (Career) — 105 by **Elvin Bethea**, 1968-83

TENNESSEE TITANS 2023 PARTICIPATION CHART

Player	9/10	9/17	9/24	10/1	10/8	10/15	10/29	11/2	11/12	11/19	11/26	12/3	12/11	12/17	12/24	12/31	1/6-7	Season Totals			
	@NO	LAC	@Cle	Cin	@Ind	Bal	Atl	@Pit	@TB	@Jax	Car	Ind	@Mia	Hou	Sea	@Hou	Jax	GP	GS	DNP	IA
Al-Shaair, Azeez	LB																	1	1	0	0
Autry, Denico	DL																	1	1	0	0
Avery, Tre	IA																	0	0	0	1
Brewer, Aaron	C																	1	1	0	0
Brown, Mike	P																	1	0	0	0
Brown, Shakel	IR																	0	0	0	0
Brunskill, Daniel	RG																	1	1	0	0
Burks, Treyton	WR																	1	1	0	0
Byard, Kevin	S																	1	1	0	0
Campbell, Chance	PS																	0	0	0	0
Carter, Shyheim	PS																	0	0	0	0
Chestnut, Julius	P																	1	0	0	0
Cox, Morgan	P																	1	0	0	0
Dillard, Andre	LT																	1	1	0	0
Dowell, Colton	IA																	0	0	0	1
Duncan, Jaelyn	IA																	0	0	0	1
Dwumfour, Michael	PS																	0	0	0	0
Farley, Caleb	PUP																	0	0	0	0
Folk, Nick	P																	1	0	0	0
Fulton, Kristian	CB																	1	1	0	0
Garror, Eric	PS																	0	0	0	0
Gibbens, Jack	LB																	1	1	0	0
Gifford, Luke	P																	1	0	0	0
Gipson, Trevis	P																	1	0	0	0
Harrison, Tre'Shaun	PS																	0	0	0	0
Haskins, Hassan	IR																	0	0	0	0
Henry, Derrick	RB																	1	1	0	0
Hooker, Amani	S																	1	1	0	0
Hopkins, DeAndre	WR																	1	1	0	0
Hubbard, Chris	RT																	1	1	0	0
Jackson, Kearis	P																	1	0	0	0
Jackson, Matthew	P																	1	0	0	0
Jones, Naquan	P																	1	0	0	0
Kendall, Anthony	P																	1	0	0	0
Key, Arden	P																	1	0	0	0
Kinsey, Mason	PS																	0	0	0	0
Landry III, Harold	OLB																	1	1	0	0
Levin, Corey	DNP																	0	0	1	0
Levis, Will	IA																	0	0	0	1
Mack, Alizé	IR																	0	0	0	0
Marsh, Armani	PS																	0	0	0	0
McCreary, Roger	P																	1	0	0	0
McLendon JR., TK	PS																	0	0	0	0
Molden, Elijah	P																	1	0	0	0
Moore, Chris	P																	1	0	0	0
Murphy, Caleb	IA																	0	0	0	1
Murphy-Bunting, Sean	CB																	1	1	0	0
Murray, Justin	P																	1	0	0	0
Newman, Xavier	DNP																	0	0	1	0
Odukoya, Thomas	PS																	0	0	0	0
Ojukwu, John	PS																	0	0	0	0
Okonkwo, Chig	TE																	1	1	0	0
Peevy, Jayden	IA																	0	0	0	1
Peko, Kyle	DT																	1	1	0	0
Petit-Frere, Nicholas	SUS																	0	0	0	0
Phillips, Kyle	IR																	0	0	0	0
Rader, Kevin	PS																	0	0	0	0
Radunz, Dillon	IA																	0	0	0	1
Reese IV, Otis	P																	1	0	0	0
Rice, Monty	P																	1	0	0	0
Roos, Jordan	PS																	0	0	0	0
Rupcich, Andrew	PS																	0	0	0	0
Rush, Thomas	PS																	0	0	0	0
Shelvin, Tyler	IR																	0	0	0	0
Simmons, Jeffery	DT																	1	1	0	0
Skoronski, Peter	LG																	1	1	0	0
Spears, Tyjae	P																	1	0	0	0
Stonehouse, Ryan	P																	1	0	0	0
Tannehill, Ryan	QB																	1	1	0	0
Tart, Teair	DT																	1	1	0	0
Vildor, Kindle	P																	1	0	0	0
Weaver, Rashad	P																	1	0	0	0
Wesco, Trevon	TE																	1	1	0	0
Westbrook-Ikhine, Nick	P																	1	0	0	0
Whyte, Josh	P																	1	0	0	0
Willis, Malik	DNP																	0	0	1	0
York, Cade	PS																	0	0	0	0

Starters indicated by position (QB, RB, ILB, etc.); P = played but did not start; DNP = active but did not play; IA = inactive for game; PS = practice squad; PS-I = practice squad injured; P/SUS = practice squad/suspended; X = not on roster; IR = injured reserve; SUS = reserve/suspended; NFI = non-football illness; PUP = physically unable to perform

GAME PREVIEW

TEAM NOTES

PLAYER NOTES

MEDIA

STATISTICS

ROSTERS

2023 TENNESSEE TITANS TRANSACTIONS

January 2

Placed on injured reserve – **DB ANDREW ADAMS**
Signed – **S MIKE BROWN** from the Cleveland Browns practice squad
Signed to the practice squad – **DB NATE MEADORS**

January 3

Signed to the practice squad – **DT CURTIS BROOKS**, **CB SHYHEIM CARTER**, **OLB SAM OKUAYINONU**

January 9

Relieved of their duties – offensive line coach **KEITH CARTER**, offensive coordinator **TODD DOWNING**, offensive skills assistant **ERIK FRAZIER** and secondary coach **ANTHONY MIDGET**

January 10

Signed to future contracts – **DT CURTIS BROOKS**, **CB SHYHEIM CARTER**, **OL ZACK JOHNSON**, **WR MASON KINSEY**, **OLB ZACH McCLOUD**, **TE THOMAS ODUKOYA**, **OLB SAM OKUAYINONU**, **DT JAYDEN PEEVY**, **WR REGGIE ROBERSON JR.**, **OL ANDREW RUPCICH**, **K CALEB SHUDAK**

January 12

Signed to a future contract – **TE JUSTIN RIGG**

January 17

Signed to a future contract – **OL JOHN LEGLUE**

January 18

Hired – **RAN CARTON** as the franchise's 14th general manager

January 23

Signed to a future contract – **NT TYLER SHELVIN**

February 7

Elevated to offensive coordinator – **TIM KELLY**
Elevated to offensive line coach – **JASON HOUGHTALING**
Hired as passing game coordinator/quarterbacks coach – **CHARLES LONDON**
Hired as defensive pass game coordinator/cornerbacks coach – **CHRIS HARRIS**
Hired as defensive quality control coach – **JUSTIN HAMILTON**
Hired as defensive quality control coach – **LORI LOCUST**
Moved to tight ends coach – **TONY DEWS**
Moved to pass game analyst – **PAT O'HARA**
Moved to run game analyst – **LUKE STECKEL**

February 21

Elevated to assistant director of sports performance – **BRIAN BELL**
Elevated to assistant head coach - defense/defensive line coach – **TERRELL WILLIAMS**
Elevated to director of football administration – **JOHN STREICHER**
Hired as run game coordinator/running backs coach – **JUSTIN OUTTEN**

February 22

Terminated vested veterans – **K RANDY BULLOCK**, **WR ROBERT WOODS**
Terminated vested veterans failed physical – **LB ZACH CUNNINGHAM**, **T TAYLOR LEWAN**

March 10

Terminated vested veteran failed physical – **C BEN JONES**

March 16

Terminated vested veteran – **OLB BUD DUPREE**
Signed as exclusive rights free agent – **DT NAQUAN JONES**
Signed as free agent – **WR NICK WESTBROOK-IKHINE**

March 20

Signed as unrestricted free agents – **LB AZEEZ AL-SHAIR**, **OL DANIEL BRUNSKILL**, **T ANDRE DILLARD**, **LB LUKE GIFFORD**, **OLB ARDEN KEY**

March 21

Signed as unrestricted free agent – **CB SEAN MURPHY-BUNTING**
Hired as offensive line assistant – **MATT JONES**
Hired as special teams assistant – **ANTHONY LEVINE**
Hired as special teams assistant – **TOM QUINN**

March 31

Signed as unrestricted free agents – **C/G COREY LEVIN**, **TE TREVON WESCO**

April 4

Signed as restricted free agent – **G/C AARON BREWER**

April 17

Signed as unrestricted free agent – **LB BEN NIEMANN**

April 19

Signed as unrestricted free agent – **WR CHRIS MOORE**

April 27

Drafted – **OL PETER SKORONSKI** (first round, 11th overall)

April 28

Traded – a 2023 second-round pick (41st overall), a 2023 third-round pick (72nd overall) and a 2024 third-round pick to the Arizona Cardinals for their 2023 second-round pick (33rd overall) and their 2023 third-round pick (81st overall)
Drafted – **QB WILL LEVIS** (second round, 33rd overall), **RB TYJAE SPEARS** (third round, 81st overall)

April 29

Drafted – **TE JOSH WHYLE** (fifth round, 147th overall), **OL JAELYN DUNCAN** (sixth round, 186th overall), **WR COLTON DOWELL** (seventh round, 228th overall)

May 12

Signed - fifth-round choice **TE JOSH WHYLE**, sixth-round choice **OL JAELYN DUNCAN** and seventh-round choice **WR COLTON DOWELL**
Signed undrafted free agents – **DT SHAKEL BROWN**, **WR JACOB COPELAND**, **WR TRE'SHAUN HARRISON**, **S MATTHEW HARRISON**, **CB STEVEN JONES JR.**, **S TYREQUE JONES**, **CB ANTHONY KENDALL**, **RB CHUCK McCLELLAND**, **DE TK McLENDON JR.**, **OLB CALEB MURPHY**, **T JOHN OJUKWU**, **LB OTIS REESE IV**, **OLB THOMAS RUSH** and **K TREY WOLFF**

May 15

Signed free agents – **DB ALONZO DAVIS**, **C JAMES EMPEY**, **DB ERIC GARROR**,

WR GAVIN HOLMES, **WR KEARIS JACKSON** and **DB ARMANI MARSH**

May 18

Signed as free agent – **TE ALIZÉ MACK**

May 25

Signed - third-round choice **RB TYJAE SPEARS**

May 30

Signed - first-round choice **OL PETER SKORONSKI**
Signed as free agent – **DT JALEEL JOHNSON**

June 5

Signed as restricted free agent – **NT TEAIR TART**

July 20

Waived – **RB CHUCK McCLELLAND**

July 23

Signed – second-round choice **QB WILL LEVIS**
Declared physically unable to perform – **CB CALEB FARLEY**, **OL DILLON RADUNZ**
Declared non-football illness – **DB JOSH THOMPSON**

July 24

Signed as free agent – **WR DeANDRE HOPKINS**

July 26

Waived – **DT CURTIS BROOKS**
Signed as free agent – **S A.J. MOORE JR.**

July 28

Waived – **C JAMES EMPEY**
Signed as free agent – **OL CHRIS HUBBARD**

August 2

Waived – **WR JACOB COPELAND**
Signed as free agent – **C/G JIMMY MURRAY**

August 3

Terminated vested veteran – **OL JAMARCO JONES**

August 5

Signed as free agent – **T JUSTIN MURRAY**

August 14

Passed physical – **DB JOSH THOMPSON**
Placed on injured reserve – **DT SHAKEL BROWN**
Waived – **CB CHRIS JACKSON**
Signed as free agents – **RB JACQUES PATRICK**, **DT KYLE PEKO**

August 16

Waived – **OLB ZACH McCLOUD**
Signed as free agents – **DT MICHAEL DWUMFOUR**

August 20

Terminated vested veteran – **S A.J. MOORE JR.**

August 21

Signed as free agent – **DT TREVON COLEY**

August 22

Waived – **K CALEB SHUDAK**, **K TREY WOLFF**
Signed as free agent – **K MICHAEL BADGLEY**

August 27

Terminated vested veteran – **K MICHAEL BADGLEY**
Waived – **DB ALONZO DAVIS**, **WR GAVIN HOLMES**, **OL ZACK JOHNSON**, **C/G JIMMY MURRAY**, **TE JUSTIN RIGG**

August 28

Waived injured – **TE ALIZÉ MACK**, **DB JOSH THOMPSON**, **RB JONATHAN WARD**
Passed physical – **OL DILLON RADUNZ**
Placed on injured reserve – **RB HASSAN HASKINS**

August 29

Terminated vested veterans – **DT TREVON COLEY**, **DT JALEEL JOHNSON**, **LB BEN NIEMANN**, **DT KYLE PEKO**, **TE KEVIN RADER**, **G JORDAN ROOS**
Waived – **LB CHANCE CAMPBELL**, **CB SHYHEIM CARTER**, **DT MICHAEL DWUMFOUR**, **DB ERIC GARROR**, **WR TRE'SHAUN HARRISON**, **CB STEVEN JONES JR.**, **S TYREQUE JONES**, **WR MASON KINSEY**, **OL JOHN LEGLUE**, **DB ARMANI MARSH**, **DE TK McLENDON JR.**, **WR RACEY McMATH**, **TE THOMAS ODUKOYA**, **T JOHN OJUKWU**, **OLB SAM OKUAYINONU**, **RB JACQUES PATRICK**, **WR REGGIE ROBERSON JR.**, **OL ANDREW RUPCICH**, **OLB THOMAS RUSH**
Waived injured – **NT TYLER SHELVIN**

Placed on reserve/physically unable to perform – **CB CALEB FARLEY**

Placed on Commissioner exempt list – **RB HASSAN HASKINS**

Placed on reserve/suspended by Commissioner – **OL NICHOLAS PETIT-FRERE**
Traded – a 2025 seventh-round pick to the New England Patriots for **K NICK FOLK**

August 30

Claimed – **CB KINDLE VILDOR** off waivers from the Chicago Bears

Terminated vested veteran – **C/G COREY LEVIN**

Signed to the practice squad – **LB CHANCE CAMPBELL**, **CB SHYHEIM CARTER**, **DT MICHAEL DWUMFOUR**, **DB ERIC GARROR**, **WR TRE'SHAUN HARRISON**, **WR MASON KINSEY**, **DB ARMANI MARSH**, **DE TK McLENDON JR.**, **TE THOMAS ODUKOYA**, **T JOHN OJUKWU**, **OLB SAM OKUAYINONU**, **DT KYLE PEKO**, **TE KEVIN RADER**, **G JORDAN ROOS**, **OL ANDREW RUPCICH**, **OLB THOMAS RUSH**
Waived with an injury settlement – **DB JOSH THOMPSON**, **RB JONATHAN WARD**

August 31

Placed on injured reserve – **WR KYLE PHILIPS**

Terminated vested veteran – **T JUSTIN MURRAY**

Signed as free agents – **C/G COREY LEVIN**, **OLB TREVIS GIPSON**

Released from the practice squad – **OLB SAM OKUAYINONU**

Signed to the practice squad – **K CADE YORK**

TENNESSEE TITANS UNOFFICIAL DEPTH CHART

OFFENSE

WR	16	Treyton Burks	11	Chris Moore	<u>5</u>	<u>Kearis Jackson</u>
TE	88	Trevon Wesco				
LT	71	Andre Dillard	<u>79</u>	<u>Jaelyn Duncan</u>		
LG	<u>77</u>	<u>Peter Skoronski</u>	67	Xavier Newman		
C	55	Aaron Brewer	62	Corey Levin	67	Xavier Newman
RG	60	Daniel Brunskill	75	Dillon Radunz	62	Corey Levin
RT	66	Chris Hubbard	75	Dillon Radunz		
TE	85	Chig Okonkwo	<u>81</u>	<u>Josh Whyte</u>		
WR	10	DeAndre Hopkins	15	Nick Westbrook-Ikhine	<u>14</u>	<u>Colton Dowell</u>
QB	17	Ryan Tannehill	7	Malik Willis	<u>8</u>	<u>Will Levis</u>
RB	22	Derrick Henry	<u>32</u>	<u>Tyjae Spears</u>	36	Julius Chestnut

DEFENSE

DE	96	Denico Autry	92	Jayden Peevy		
NT	93	Teair Tart	90	Naquan Jones		
DT	98	Jeffery Simmons				
OLB	49	Arden Key	99	Rashad Weaver	<u>42</u>	<u>Caleb Murphy</u>
ILB	2	Azeez Al-Shaair	57	Luke Gifford		
ILB	50	Jack Gibbens	56	Monty Rice	<u>41</u>	<u>Otis Reese IV</u>
OLB	58	Harold Landry III	51	Trevis Gipson		
CB	0	Sean Murphy-Bunting	21	Roger McCreary	<u>40</u>	<u>Anthony Kendall</u>
S	31	Kevin Byard	24	Elijah Molden		
S	37	Amani Hooker	44	Mike Brown	<u>39</u>	<u>Matthew Jackson</u>
CB	26	Kristian Fulton	23	Tre Avery	20	Kindle Vildor

SPECIAL TEAMS

K	6	Nick Folk	4	Ryan Stonehouse		
KO	6	Nick Folk	4	Ryan Stonehouse		
P	4	Ryan Stonehouse	6	Nick Folk		
H	4	Ryan Stonehouse	17	Ryan Tannehill		
PR	<u>5</u>	<u>Kearis Jackson</u>	37	Amani Hooker		
KOR	<u>5</u>	<u>Kearis Jackson</u>	<u>32</u>	<u>Tyjae Spears</u>	36	Julius Chestnut
LS	46	Morgan Cox	50	Jack Gibbens		

Rookies are underlined

As of Sept. 11, 2023

TITANS PRONUNCIATION GUIDE

AZEEZ AL-SHAAIR (uh-ZEEZ al-SHY-er); **TREYLON Burks** (TRAY-lin); **Kevin BYARD** (BY-urd); **KEARIS Jackson** (key-AIR-iss); **John LEGLUE** (leh-GLOO); **XAVIER Newman** (ZAY-vee-er); **Chig OKONKWO** (oh-KAHN-kwoh); **Dillon RADUNZ** (RAY-dinz); **Peter SKORONSKI** (skuh-RON-ski); **TYJAE Spears** (TAH-zhay); **Ryan TANNEHILL** (TAN-uh-hill); **TEAIR Tart** (tee-AIR); **Nick Westbrook-IKHINE** (uh-KEEN-ay); **Josh WHYLE** (WHY-lee)

TENNESSEE TITANS ROSTER BY EXPERIENCE

<u>16TH YEAR</u>		<u>5TH YEAR</u>		<u>2ND YEAR</u>		Josh Whyte	TE
Nick Folk	K	Azeez Al-Shaair	LB	Tre Avery	CB	<u>UNDRAFTED ROOKIES</u>	
		Daniel Brunskill	OL	Treyton Burks	WR	Shakel Brown (IR)	DT
<u>14TH YEAR</u>		Andre Dillard	T	Julius Chestnut	RB	Kearis Jackson	WR
Morgan Cox	LS	Luke Gifford	LB	Hassan Haskins*	RB	Matthew Jackson	S
<u>12TH YEAR</u>		Amani Hooker	S	Roger McCreary	CB	Anthony Kendall	CB
Ryan Tannehill	QB	Corey Levin	C/G	Chig Okonkwo	TE	Caleb Murphy	OLB
<u>11TH YEAR</u>		Sean Murphy-Bunting	CB	Nicholas Petit-Frere (R/SUS)	OL	Otis Reese IV	LB
DeAndre Hopkins	WR	Jeffery Simmons	DT	Kyle Philips (IR)	WR		
<u>10TH YEAR</u>		Trevon Wesco	TE	Tyler Shelvin (IR)	NT		
Denico Autry	OLB	<u>4TH YEAR</u>		Ryan Stonehouse	P	As of Sept. 11, 2023	
Chris Hubbard	OL	Aaron Brewer	G/C	Malik Willis	QB		
<u>8TH YEAR</u>		Kristian Fulton	CB	<u>1ST YEAR</u>			
Kevin Byard	S	Trevis Gipson	OLB	Mike Brown	S		
Derrick Henry	RB	Teair Tart	DT	Jack Gibbens	LB		
Chris Moore	WR	Kindle Vildor	CB	Alizé Mack (IR)	TE		
<u>6TH YEAR</u>		Nick Westbrook-Ikhine	WR	Xavier Newman	C/G		
Arden Key	OLB	<u>3RD YEAR</u>		Jayden Peevy	DT		
Harold Landry III	OLB	Caleb Farley (PUP)	CB	<u>ROOKIE DRAFT PICKS</u>			
		Naquan Jones	DT	Colton Dowell	WR		
		Elijah Molden	CB	Jaelyn Duncan	OL		
		Dillon Radunz	OL	Will Levis	QB		
		Monty Rice	LB	Peter Skoronski	OL		
		Rashad Weaver	OLB	Tyjae Spears	RB		

TENNESSEE TITANS ROSTER BY DRAFT ROUND

<u>ROUND 1</u>			<u>ROUND 4</u>			<u>UNDRAFTED</u>		
Player	Pos.	Year	Player	Pos.	Year	Player	Pos.	Year
Peter Skoronski	OL	2023	Hassan Haskins *	RB	2022	Shakel Brown (IR)	DT	2023
Treyton Burks	WR	2022	Chig Okonkwo	TE	2022	Kearis Jackson	WR	2023
Caleb Farley (PUP)	CB	2021	Tyler Shelvin (IR)	NT	2021 (Cin)	Matthew Jackson	S	2023
Andre Dillard	T	2019 (Phi)	Rashad Weaver	OLB	2021	Anthony Kendall	CB	2023
Jeffery Simmons	DT	2019	Amani Hooker	S	2019	Caleb Murphy	OLB	2023
DeAndre Hopkins	WR	2013 (Hou)	Trevon Wesco	TE	2019 (NYJ)	Otis Reese IV	LB	2023
Ryan Tannehill	QB	2012 (Mia)	Chris Moore	WR	2016 (Bal)	Tre Avery	CB	2022
<u>ROUND 2</u>			<u>ROUND 5</u>			Mike Brown	S	2022 (Min)
Player	Pos.	Year	Player	Pos.	Year	Julius Chestnut	RB	2022
Will Levis	QB	2023	Josh Whyte	TE	2023	Jack Gibbens	LB	2022
Roger McCreary	CB	2022	Kyle Philips (IR)	WR	2022	Xavier Newman	C/G	2022
Dillon Radunz	T	2021	Trevis Gipson	OLB	2020 (Chi)	Jayden Peevy	DT	2022
Kristian Fulton	CB	2020	Kindle Vildor	CB	2020 (Chi)	Ryan Stonehouse	P	2022
Sean Murphy-Bunting	CB	2019 (TB)	<u>ROUND 6</u>			Naquan Jones	DT	2021
Harold Landry III	OLB	2018	Player	Pos.	Year	Aaron Brewer	G/C	2020
Derrick Henry	RB	2016	Jaelyn Duncan	OL	2023	Teair Tart	DT	2020
<u>ROUND 3</u>			Corey Levin	C/G	2017	Nick Westbrook-Ikhine	WR	2020
Player	Pos.	Year	Nick Folk	K	2007 (Dal)	Azeez Al-Shaair	LB	2019 (SF)
Tyjae Spears	RB	2023	<u>ROUND 7</u>			Luke Gifford	LB	2019 (Dal)
Nicholas Petit-Frere (R/SUS)	OL	2022	Player	Pos.	Year	Daniel Brunskill	OL	2017 (Atl)
Malik Willis	QB	2022	Colton Dowell	WR	2023	Denico Autry	OLB	2014 (Oak)
Elijah Molden	CB	2021	Alizé Mack (IR)	TE	2019 (NO)	Chris Hubbard	OL	2013 (Pit)
Monty Rice	LB	2021				Morgan Cox	LS	2010 (Bal)
Arden Key	OLB	2018 (Oak)						
Kevin Byard	S	2016						

* On commissioner exempt list

As of Sept. 11, 2023

HOW THE TENNESSEE TITANS WERE BUILT

YEAR	DRAFTEES (20)	FREE AGENTS (29)	TRADES/WAIVERS (4)
2023	OL Peter Skoronski (1)	LB Azeez Al-Shaair (UFA-SF)	K Nick Folk (T-NE)
	QB Will Levis (2)	OL Daniel Brunskill (UFA-SF)	CB Kindle Vildor (W-CHI)
	RB Tyjae Spears (3)	T Andre Dillard (UFA-PHI)	
	TE Josh Whyle (5)	LB Luke Gifford (UFA-DAL)	
	OL Jaelyn Duncan (6)	OLB Arden Key (UFA-JAX)	
	WR Colton Dowell (7)	CB Sean Murphy-Bunting (UFA-TB)	
		TE Trevon Wesco (UFA-CHI)	
	WR Chris Moore (UFA-HOU)		
	S Matthew Jackson (FA)		
	CB Anthony Kendall (FA)		
	OLB Caleb Murphy (FA)		
	LB Otis Reese IV (FA)		
	WR Kearis Jackson (FA)		
	WR DeAndre Hopkins (FA)		
	OL Chris Hubbard (FA)		
	OLB Trevis Gipson (FA)		
2022	WR Treyton Burks (1)	CB Tre Avery (FA)	
	CB Roger McCreary (2)	RB Julius Chestnut (FA)	
	QB Malik Willis (3b)	LB Jack Gibbens (FA)	
	TE Chig Okonkwo (4b)	C/G Xavier Newman (FA)	
		DT Jayden Peevy (FA)	
	P Ryan Stonehouse (FA)		
	S Mike Brown (FA)		
2021	OL Dillon Radunz (2)	DL Denico Autry (UFA-IND)	C/G Corey Levin (W-NYJ)
	LB Monty Rice (3a)	LS Morgan Cox (UFA-BAL)	
	DB Elijah Molden (3b)	DT Naquan Jones (FA)	
	OLB Rashad Weaver (4b)		
2020	CB Kristian Fulton (2)	G/C Aaron Brewer (FA)	
		DT Teair Tart (FA)	
		WR Nick Westbrook-Ikhine (FA)	
2019	DT Jeffery Simmons (1)		QB Ryan Tannehill (T-MIA)
	S Amani Hooker (4)		
2018	OLB Harold Landry III (2)		
2016	RB Derrick Henry (2c)		
	S Kevin Byard (3)		

As of Sept. 11, 2023

TENNESSEE TITANS POSITIONAL ROSTER - OFFENSE

QUARTERBACKS (3)

8	Levis, Will	QB	6-4	229	6/27/99	R	Kentucky	Madison, Conn.	D2-'23
17	Tannehill, Ryan	QB	6-4	217	7/27/88	12	Texas A&M	Big Spring, Texas	T (MIA)-'19
7	Willis, Malik	QB	6-1	219	5/25/99	2	Liberty	Atlanta, Ga.	D3b-'22

RUNNING BACKS (3)

36	Chestnut, Julius	RB	5-11	228	10/26/00	2	Sacred Heart	Bowie, Md.	FA-'22
22	Henry, Derrick	RB	6-3	247	1/4/94	8	Alabama	Yulee, Fla.	D2c-'16
32	Spears, Tyjae	RB	5-11	195	6/15/01	R	Tulane	Ponchatoula, La.	D3-'23

WIDE RECEIVERS (6)

16	Burks, Treyton	WR	6-2	225	3/23/00	2	Arkansas	Warren, Ark.	D1-'22
14	Dowell, Colton	WR	6-3	212	4/19/99	R	Tennessee-Martin	Lebanon, Tenn.	D7-'23
10	Hopkins, DeAndre	WR	6-1	212	6/6/92	11	Clemson	Central, S.C.	FA-'23
5	Jackson, Kearis	WR	5-11	196	12/9/99	R	Georgia	Fort Valley, Ga.	FA-'23
11	Moore, Chris	WR	6-1	200	6/16/93	8	Cincinnati	Tampa, Fla.	UFA (HOU)-'23
15	Westbrook-Ikhine, Nick	WR	6-2	211	3/21/97	4	Indiana	Lake Mary, Fla.	FA-'20

TIGHT ENDS (3)

85	Okonkwo, Chig	TE	6-3	238	9/8/99	2	Maryland	Powder Springs, Ga.	D4b-'22
88	Wesco, Trevon	TE	6-3	267	9/12/95	5	West Virginia	Martinsburg, W.Va.	UFA (CHI)-'23
81	Whyte, Josh	TE	6-7	248	9/8/99	R	Cincinnati	Cincinnati, Ohio	D5-'23

CENTERS (3)

55	Brewer, Aaron	G/C	6-1	295	10/28/97	4	Texas State	Dallas, Texas	FA-'20
62	Levin, Corey	C/G	6-4	307	8/12/94	5	Chattanooga	Dacula, Ga.	FA-'21
67	Newman, Xavier	C/G	6-2	297	8/4/99	1	Baylor	Desoto, Texas	FA-'22

GUARDS (3)

60	Brunskill, Daniel	OL	6-5	300	1/27/94	5	San Diego State	Valley Center, Calif.	UFA (SF)-'23
75	Radunz, Dillon	OL	6-6	301	3/28/98	3	North Dakota State	Becker, Minn.	D2-'21
77	Skoronski, Peter	OL	6-4	313	7/31/01	R	Northwestern	Park Ridge, Ill.	D1-'23

TACKLES (3)

71	Dillard, Andre	T	6-5	315	10/3/95	5	Washington State	Woodinville, Wash.	UFA (PHI)-'23
79	Duncan, Jaelyn	OL	6-6	306	7/8/00	R	Maryland	New Carrollton, Md.	D6-'23
66	Hubbard, Chris	OL	6-4	295	4/23/91	10	Alabama-Birmingham	Columbus, Ga.	FA-'23

LONG SNAPPER (1)

46	Cox, Morgan	LS	6-4	233	4/26/86	14	Tennessee	Collierville, Tenn.	UFA (BAL)-'21
----	-------------	----	-----	-----	---------	----	-----------	---------------------	---------------

PLACEKICKERS (1)

6	Folk, Nick	K	6-1	225	11/5/84	16	Arizona	Sherman Oaks, Calif.	T (NE)-'23
---	------------	---	-----	-----	---------	----	---------	----------------------	------------

As of Sept. 11, 2023

TENNESSEE TITANS POSITIONAL ROSTER - DEFENSE

DEFENSIVE LINEMEN (5)

96	Autry, Denico	DL	6-5	285	7/15/90	10	Mississippi State	Albemarle, N.C.	UFA (IND)-'21
90	Jones, Naquan	DT	6-3	313	2/5/98	3	Michigan State	Evanston, Ill.	FA-'21
92	Peevy, Jayden	DT	6-5	308	9/3/99	1	Texas A&M	Bellaire, Texas	FA-'22
98	Simmons, Jeffery	DL	6-4	305	7/28/97	5	Mississippi State	Macon, Miss.	D1-'19
93	Tart, Teair	DT	6-2	304	2/28/97	4	Florida International	Philadelphia, Pa.	FA-'20

LINEBACKERS (10)

2	Al-Shaair, Azeez	LB	6-2	228	8/4/97	5	Florida Atlantic	Tampa, Fla.	UFA (SF)-'23
50	Gibbens, Jack	LB	6-3	242	11/24/98	1	Minnesota	Bulverde, Texas	FA-'22
57	Gifford, Luke	LB	6-3	243	8/28/95	5	Nebraska	Lincoln, Neb.	UFA (DAL)-'23
51	Gipson, Trevis	OLB	6-4	263	6/13/97	4	Tulsa	Cedar Hill, Texas	FA-'23
49	Key, Arden	OLB	6-5	240	5/3/96	6	Louisiana State	Atlanta, Ga.	UFA (JAX)-'23
58	Landry III, Harold	OLB	6-2	252	6/5/96	6	Boston College	Spring Lake, N.C.	D2-'18
42	Murphy, Caleb	OLB	6-3	254	12/15/99	R	Ferris State	Dowagiac, Mich.	FA-'23
41	Reese IV, Otis	LB	6-3	214	7/2/98	R	Mississippi	Leesburg, Ga.	FA-'23
56	Rice, Monty	LB	6-0	233	1/8/99	3	Georgia	Huntsville, Ala.	D3a-'21
99	Weaver, Rashad	OLB	6-4	259	11/10/97	3	Pittsburgh	Fort Lauderdale, Fla.	D4b-'21

CORNERBACKS (6)

23	Avery, Tre	CB	5-11	181	2/26/97	2	Rutgers	Baltimore, Md.	FA-'22
26	Fulton, Kristian	CB	5-11	197	9/3/98	4	Louisiana State	New Orleans, La.	D2-'20
40	Kendall, Anthony	CB	5-10	177	12/17/99	R	Baldwin Wallace	Port Richey, Fla.	FA-'23
21	McCreary, Roger	CB	5-11	190	2/10/00	2	Auburn	Mobile, Ala.	D2-'22
0	Murphy-Bunting, Sean	CB	6-0	195	6/19/97	5	Central Michigan	Macomb, Mich.	UFA (TB)-'23
20	Vildor, Kindle	CB	5-11	189	12/11/97	4	Georgia Southern	College Park, Ga.	W (CHI)-'23

SAFETIES (5)

44	Brown, Mike	S	6-1	215	4/7/99	1	Miami (Ohio)	Grand Rapids, Mich.	FA-'22
31	Byard, Kevin	S	5-11	212	8/17/93	8	Middle Tennessee State	Lithonia, Ga.	D3-'16
37	Hooker, Amani	S	5-11	210	6/14/98	5	Iowa	Minneapolis, Minn.	D4-'19
39	Jackson, Matthew	S	6-1	209	11/9/98	R	Eastern Kentucky	Nashville, Tenn.	FA-'23
24	Molden, Elijah	DB	5-10	192	1/30/99	3	Washington	West Linn, Ore.	D3b-'21

PUNTERS (1)

4	Stonehouse, Ryan	P	5-10	193	5/11/99	2	Colorado State	La Verne, Calif.	FA-'22
---	------------------	---	------	-----	---------	---	----------------	------------------	--------

As of Sept. 11, 2023

TENNESSEE TITANS ALPHABETICAL ROSTER

NO.	NAME	POS.	HT.	WT.	BIRTHDATE	EXP.	COLLEGE	HOMETOWN	ACQUIRED
2	Al-Shaair, Azeez	LB	6-2	228	8/4/97	5	Florida Atlantic	Tampa, Fla.	UFA (SF)-'23
96	Autry, Denico	DL	6-5	285	7/15/90	10	Mississippi State	Albemarle, N.C.	UFA (IND)-'21
23	Avery, Tre	CB	5-11	181	2/26/97	2	Rutgers	Baltimore, Md.	FA-'22
55	Brewer, Aaron	G/C	6-1	295	10/28/97	4	Texas State	Dallas, Texas	FA-'20
44	Brown, Mike	S	6-1	215	4/7/99	1	Miami (Ohio)	Grand Rapids, Mich.	FA-'22
60	Brunskill, Daniel	OL	6-5	300	1/27/94	5	San Diego State	Valley Center, Calif.	UFA (SF)-'23
16	Burks, Treyton	WR	6-2	225	3/23/00	2	Arkansas	Warren, Ark.	D1-'22
31	Byard, Kevin	S	5-11	212	8/17/93	8	Middle Tennessee State	Lithonia, Ga.	D3-'16
36	Chestnut, Julius	RB	5-11	228	10/26/00	2	Sacred Heart	Bowie, Md.	FA-'22
46	Cox, Morgan	LS	6-4	233	4/26/86	14	Tennessee	Collierville, Tenn.	UFA (BAL)-'21
71	Dillard, Andre	T	6-5	315	10/3/95	5	Washington State	Woodinville, Wash.	UFA (PHI)-'23
14	Dowell, Colton	WR	6-3	212	4/19/99	R	Tennessee-Martin	Lebanon, Tenn.	D7-'23
79	Duncan, Jaelyn	OL	6-6	306	7/8/00	R	Maryland	New Carrollton, Md.	D6-'23
6	Folk, Nick	K	6-1	225	11/5/84	16	Arizona	Sherman Oaks, Calif.	T (NE)-'23
26	Fulton, Kristian	CB	5-11	197	9/3/98	4	Louisiana State	New Orleans, La.	D2-'20
50	Gibbens, Jack	LB	6-3	242	11/24/98	1	Minnesota	Bulverde, Texas	FA-'22
57	Gifford, Luke	LB	6-3	243	8/28/95	5	Nebraska	Lincoln, Neb.	UFA (DAL)-'23
51	Gipson, Trevis	OLB	6-4	263	6/13/97	4	Tulsa	Cedar Hill, Texas	FA-'23
22	Henry, Derrick	RB	6-3	247	1/4/94	8	Alabama	Yulee, Fla.	D2c-'16
37	Hooker, Amani	S	5-11	210	6/14/98	5	Iowa	Minneapolis, Minn.	D4-'19
10	Hopkins, DeAndre	WR	6-1	212	6/6/92	11	Clemson	Central, S.C.	FA-'23
66	Hubbard, Chris	OL	6-4	295	4/23/91	10	Alabama-Birmingham	Columbus, Ga.	FA-'23
5	Jackson, Kearis	WR	5-11	196	12/9/99	R	Georgia	Fort Valley, Ga.	FA-'23
39	Jackson, Matthew	S	6-1	209	11/9/98	R	Eastern Kentucky	Nashville, Tenn.	FA-'23
90	Jones, Naquan	DT	6-3	313	2/5/98	3	Michigan State	Evanston, Ill.	FA-'21
40	Kendall, Anthony	CB	5-10	177	12/17/99	R	Baldwin Wallace	Port Richey, Fla.	FA-'23
49	Key, Arden	OLB	6-5	240	5/3/96	6	Louisiana State	Atlanta, Ga.	UFA (JAX)-'23
58	Landry III, Harold	OLB	6-2	252	6/5/96	6	Boston College	Spring Lake, N.C.	D2-'18
62	Levin, Corey	C/G	6-4	307	8/12/94	5	Chatanooga	Dacula, Ga.	FA-'21
8	Levis, Will	QB	6-4	229	6/27/99	R	Kentucky	Madison, Conn.	D2-'23
21	McCreary, Roger	CB	5-11	190	2/10/00	2	Auburn	Mobile, Ala.	D2-'22
24	Molden, Elijah	DB	5-10	192	1/30/99	3	Washington	West Linn, Ore.	D3b-'21
11	Moore, Chris	WR	6-1	200	6/16/93	8	Cincinnati	Tampa, Fla.	UFA (HOU)-'23
42	Murphy, Caleb	OLB	6-3	254	12/15/99	R	Ferris State	Dowagiac, Mich.	FA-'23
0	Murphy-Bunting, Sean	CB	6-0	195	6/19/97	5	Central Michigan	Macomb, Mich.	UFA (TB)-'23
67	Newman, Xavier	C/G	6-2	297	8/4/99	1	Baylor	Desoto, Texas	FA-'22
85	Okonkwo, Chig	TE	6-3	238	9/8/99	2	Maryland	Powder Springs, Ga.	D4b-'22
92	Peevy, Jayden	DT	6-5	308	9/3/99	1	Texas A&M	Bellaire, Texas	FA-'22
75	Radunz, Dillon	OL	6-6	301	3/28/98	3	North Dakota State	Becker, Minn.	D2-'21
41	Reese IV, Otis	LB	6-3	214	7/2/98	R	Mississippi	Leesburg, Ga.	FA-'23
56	Rice, Monty	LB	6-0	233	1/8/99	3	Georgia	Huntsville, Ala.	D3a-'21
98	Simmons, Jeffery	DT	6-4	305	7/28/97	5	Mississippi State	Macon, Miss.	D1-'19
77	Skoronski, Peter	OL	6-4	313	7/31/01	R	Northwestern	Park Ridge, Ill.	D1-'23
32	Spears, Tyjae	RB	5-11	195	6/15/01	R	Tulane	Ponchatoula, La.	D3-'23
4	Stonehouse, Ryan	P	5-10	193	5/11/99	2	Colorado State	La Verne, Calif.	FA-'22
17	Tannehill, Ryan	QB	6-4	217	7/27/88	12	Texas A&M	Big Spring, Texas	T (MIA)-'19
93	Tart, Teair	DT	6-2	304	2/28/97	4	Florida International	Philadelphia, Pa.	FA-'20
20	Vildor, Kindle	CB	5-11	189	12/11/97	4	Georgia Southern	College Park, Ga.	W (CHI)-'23
99	Weaver, Rashad	OLB	6-4	259	11/10/97	3	Pittsburgh	Fort Lauderdale, Fla.	D4b-'21
88	Wesco, Trevon	TE	6-3	267	9/12/95	5	West Virginia	Martinsburg, W.Va.	UFA (CHI)-'23
15	Westbrook-Ikhine, Nick	WR	6-2	211	3/21/97	4	Indiana	Lake Mary, Fla.	FA-'20
81	Whyte, Josh	TE	6-7	248	9/8/99	R	Cincinnati	Cincinnati, Ohio	D5-'23
7	Willis, Malik	QB	6-1	219	5/25/99	2	Liberty	Atlanta, Ga.	D3b-'22
PRACTICE SQUAD (17):									
45	Campbell, Chance	LB	6-2	232	10/8/99	2	Mississippi	Ellicott City, Md.	D6b-'22
28	Carter, Shyheim	DB	5-10	194	12/15/97	1	Alabama	Kentwood, La.	FA-'22
97	Dwumfour, Michael	DT	6-1	296	1/1/98	2	Michigan	Scotch Plains, N.J.	FA-'23
33	Garror, Eric	DB	5-8	174	3/31/00	R	Louisiana-Lafayette	Mobile, Ala.	FA-'23
82	Harrison, Tre'Shaun	WR	5-11	188	6/26/00	R	Oregon State	Seattle, Wash.	FA-'23
12	Kinsey, Mason	WR	5-11	200	8/29/98	1	Berry College	Demorest, Ga.	FA-'21
38	Marsh, Armani	DB	5-9	182	2/17/99	R	Washington State	Spokane, Wash.	FA-'23
69	McLendon Jr., TK	DE	6-4	275	2/27/99	R	Eastern Kentucky	Soperton, Ga.	FA-'23
73	Murray, Justin	T	6-5	315	4/19/93	6	Cincinnati	Cincinnati, Ohio	FA-'23
89	Odukoya, Thomas	TE	6-6	253	5/5/97	1	Eastern Michigan	Almere, Netherlands	FA-'22
61	Ojukwu, John	OL	6-5	309	1/9/99	R	Boise State	Boise, Idaho	FA-'23
95	Peko, Kyle	DT	6-1	305	7/23/93	5	Oregon State	La Habra, Calif.	FA-'23
86	Rader, Kevin	TE	6-4	250	4/26/95	3	Youngstown State	Pittsburgh, Pa.	FA-'22
70	Roos, Jordan	G	6-3	302	7/6/93	4	Purdue	Celina, Texas	FA-'21
76	Rupcich, Andrew	OL	6-6	318	4/1/99	1	Culver-Stockton	Wonder Lake, Ill.	FA-'22
48	Rush, Thomas	OLB	6-3	251	1/31/00	R	Minnesota	Marysville, Ohio	FA-'23
13	York, Cade	K	6-1	206	1/27/01	2	Louisiana State	McKinney, Texas	FA-'23
RESERVE/INJURED (4):									
91	Brown, Shakel (8/14)	DT	6-3	295	12/4/98	R	Troy	Miami, Fla.	FA-'23
87	Mack, Alizé (8/28)	TE	6-4	251	3/29/97	1	Notre Dame	Las Vegas, Nev.	FA-'23
18	Philips, Kyle * (8/31)	WR	5-11	189	6/17/99	2	UCLA	San Marcos, Calif.	D5-'21
72	Shelvin, Tyler (8/29)	NT	6-3	346	7/22/98	2	Louisiana State	Lafayette, La.	FA-'23
RESERVE/PHYSICALLY UNABLE TO PERFORM (1):									
3	Farley, Caleb	CB	6-2	197	11/2/98	3	Virginia Tech	Maiden, N.C.	D1-'21
COMMISSIONER EXEMPT (1):									
25	Haskins, Hassan	RB	6-2	228	11/26/99	2	Michigan	St. Louis, Mo.	D4a-'22
RESERVE/SUSPENDED (1):									
78	Petit-Frere, Nicholas	OL	6-5	316	9/15/99	2	Ohio State	Tampa, Fla.	D3a-'22

Active Roster Count: 53 As of Sept. 11, 2023 * - Eligible to Return From Reserve/Injured; () - date placed on IR

HEAD COACH: MIKE VRABEL

ASSISTANT COACHES: SHANE BOWEN (defensive coordinator), TIM KELLY (offensive coordinator), CRAIG AUKERMAN (assistant head coach/special teams coordinator), BRIAN BELL (assistant director of sports performance), SCOTT BOOKER (safeties), KYLAN BUTLER (offensive assistant), RYAN CROW (outside linebackers), TONY DEWS (tight ends), JUSTIN HAMILTON (defensive quality control), CHRIS HARRIS (defensive pass game coordinator/cornerbacks), JASON HOUGHTALING (offensive line), MATT JONES (offensive line assistant), BOBBY KING (inside linebackers), ZAK KUHR (inside linebackers assistant), ANTHONY LEVINE (special teams assistant), LORI LOCUST (defensive quality control), CHARLES LONDON (pass game coordinator/quarterbacks), CLINTON McMILLAN (defensive line assistant), ROB MOORE (wide receivers), PAT O'HARA (passing game analyst), JUSTIN OUTTEN (run game coordinator/running backs), FRANK PIRAINO (director of sports performance), TOM QUINN (special teams assistant), HALEY ROBERTS (sports performance assistant), TYLER ROUSE (sports performance assistant), LUKE STOCKER (offensive assistant), JOHN STREICHER (director of football administration), MIKE SULLIVAN (assistant offensive line), TERRELL WILLIAMS (assistant head coach - defense/defensive line)

GAME PREVIEW

TEAM NOTES

PLAYER NOTES

MEDIA

STATISTICS

ROSTERS

TENNESSEE TITANS NUMERICAL ROSTER

NO.	NAME	POS.	HT.	WT.	AGE	EXP.	COLLEGE	HOMETOWN	ACQUIRED
0	Sean Murphy-Bunting	CB	6-0	195	26	5	Central Michigan	Macomb, Mich.	UFA (TB)-'23
2	Azeez Al-Shaair	LB	6-2	228	26	5	Florida Atlantic	Tampa, Fla.	UFA (SF)-'23
4	Ryan Stonehouse	P	5-10	193	24	2	Colorado State	La Verne, Calif.	FA-'22
5	Kearis Jackson	WR	5-11	196	23	R	Georgia	Fort Valley, Ga.	FA-'23
6	Nick Folk	K	6-1	225	38	16	Arizona	Sherman Oaks, Calif.	T (NE)-'23
7	Malik Willis	QB	6-1	219	24	2	Liberty	Atlanta, Ga.	D3b-'22
8	Will Levis	QB	6-4	229	24	R	Kentucky	Madison, Conn.	D2-'23
10	DeAndre Hopkins	WR	6-1	212	31	11	Clemson	Central, S.C.	FA-'23
11	Chris Moore	WR	6-1	200	30	8	Cincinnati	Tampa, Fla.	UFA (HOU)-'23
14	Colton Dowell	WR	6-3	212	24	R	Tennessee-Martin	Lebanon, Tenn.	D7-'23
15	Nick Westbrook-Ikhine	WR	6-2	211	26	4	Indiana	Lake Mary, Fla.	FA-'20
16	Treyton Burks	WR	6-2	225	23	2	Arkansas	Warren, Ark.	D1-'22
17	Ryan Tannehill	QB	6-4	217	35	12	Texas A&M	Big Spring, Texas	W (MIA)-'19
20	Kindle Vildor	CB	5-11	189	25	4	Georgia Southern	College Park, Ga.	T (CHI)-'23
21	Roger McCreary	CB	5-11	190	23	2	Auburn	Mobile, Ala.	D2-'22
22	Derrick Henry	RB	6-3	247	29	8	Alabama	Yulee, Fla.	D2c-'16
23	Tre Avery	CB	5-11	181	26	2	Rutgers	Baltimore, Md.	FA-'22
24	Elijah Molden	DB	5-10	192	24	3	Washington	West Linn, Ore.	D3b-'21
26	Kristian Fulton	CB	5-11	197	25	4	Louisiana State	New Orleans, La.	D2-'20
31	Kevin Byard	S	5-11	212	30	8	Middle Tennessee State	Lithonia, Ga.	D3-'16
32	Tyjae Spears	RB	5-11	195	22	R	Tulane	Ponchatoula, La.	D3-'23
36	Julius Chestnut	RB	5-11	228	22	2	Sacred Heart	Bowie, Md.	FA-'22
37	Amani Hooker	S	5-11	210	25	5	Iowa	Minneapolis, Minn.	D4-'19
39	Matthew Jackson	S	6-1	209	24	R	Eastern Kentucky	Nashville, Tenn.	FA-'23
40	Anthony Kendall	CB	5-10	177	23	R	Baldwin Wallace	Port Richey, Fla.	FA-'23
41	Otis Reese IV	LB	6-3	214	25	R	Mississippi	Leesburg, Ga.	FA-'23
42	Caleb Murphy	OLB	6-3	254	23	R	Ferris State	Dowagiac, Mich.	FA-'23
44	Mike Brown	S	6-1	215	24	1	Miami (Ohio)	Grand Rapids, Mich.	FA-'22
46	Morgan Cox	LS	6-4	233	37	14	Tennessee	Collierville, Tenn.	UFA (BAL)-'21
49	Arden Key	OLB	6-5	240	27	6	Louisiana State	Atlanta, Ga.	UFA (JAX)-'23
50	Jack Gibbens	LB	6-3	242	24	1	Minnesota	Bulverde, Texas	FA-'22
51	Trevis Gipson	OLB	6-4	263	26	4	Tulsa	Cedar Hill, Texas	FA-'23
55	Aaron Brewer	G/C	6-1	295	25	4	Texas State	Dallas, Texas	FA-'20
56	Monty Rice	LB	6-0	233	24	3	Georgia	Huntsville, Ala.	D3a-'21
57	Luke Gifford	LB	6-3	243	28	5	Nebraska	Lincoln, Neb.	UFA (DAL)-'23
58	Harold Landry III	OLB	6-2	252	27	6	Boston College	Spring Lake, N.C.	D2-'18
60	Daniel Brunskill	OL	6-5	300	29	5	San Diego State	Valley Center, Calif.	UFA (SF)-'23
62	Corey Levin	C/G	6-4	307	29	5	Chattanooga	Dacula, Ga.	FA-'21
66	Chris Hubbard	OL	6-4	295	32	10	Alabama-Birmingham	Columbus, Ga.	FA-'23
67	Xavier Newman	C/G	6-2	297	24	1	Baylor	Desoto, Texas	FA-'22
71	Andre Dillard	T	6-5	315	27	5	Washington State	Woodinville, Wash.	UFA (PHI)-'23
75	Dillon Radunz	OL	6-6	301	25	3	North Dakota State	Becker, Minn.	D2-'21
77	Peter Skoronski	OL	6-4	313	22	R	Northwestern	Park Ridge, Ill.	D1-'23
79	Jaelyn Duncan	OL	6-6	306	23	R	Maryland	New Carrollton, Md.	D6-'23
81	Josh Whyte	TE	6-7	248	24	R	Cincinnati	Cincinnati, Ohio	D5-'23
85	Chig Okonkwo	TE	6-3	238	24	2	Maryland	Powder Springs, Ga.	D4b-'22
88	Trevon Wesco	TE	6-3	267	27	5	West Virginia	Martinsburg, W.Va.	UFA (CHI)-'23
90	Naquan Jones	DT	6-3	313	25	3	Michigan State	Evanston, Ill.	FA-'21
92	Jayden Peevy	DT	6-5	308	24	1	Texas A&M	Bellaire, Texas	FA-'22
93	Teair Tart	DT	6-2	284	26	4	Florida International	Philadelphia, Pa.	FA-'20
96	Denico Autry	DL	6-5	305	33	10	Mississippi State	Albemarle, N.C.	UFA (IND)-'21
98	Jeffery Simmons	DT	6-4	305	26	5	Mississippi State	Macon, Miss.	D1-'19
99	Rashad Weaver	OLB	6-4	259	25	3	Pittsburgh	Fort Lauderdale, Fla.	D4b-'21
PRACTICE SQUAD (17):									
12	Mason Kinsey	WR	5-11	200	25	1	Berry College	Demorest, Ga.	FA-'21
13	Cade York	K	6-1	206	22	2	Louisiana State	McKinney, Texas	FA-'23
28	Shyheim Carter	DB	5-10	194	25	1	Alabama	Kentwood, La.	FA-'22
33	Eric Garror	DB	5-8	174	23	R	Louisiana-Lafayette	Mobile, Ala.	FA-'23
38	Armani Marsh	DB	5-9	182	24	R	Washington State	Spokane, Wash.	FA-'23
45	Chance Campbell	LB	6-2	232	23	2	Mississippi	Ellicott City, Md.	D6b-'22
48	Thomas Rush	OLB	6-3	251	23	R	Minnesota	Marysville, Ohio	FA-'23
61	John Ojukwu	OL	6-5	309	24	R	Boise State	Boise, Idaho	FA-'23
69	TK McLendon Jr.	DE	6-4	275	24	R	Eastern Kentucky	Soperton, Ga.	FA-'23
70	Jordan Roos	G	6-3	302	30	4	Purdue	Celina, Texas	FA-'21
73	Justin Murray	T	6-5	315	30	6	Cincinnati	Cincinnati, Ohio	FA-'23
76	Andrew Ruppich	OL	6-6	318	24	1	Culver-Stockton	Wonder Lake, Ill.	FA-'22
82	Tre'Shaun Harrison	WR	5-11	188	23	R	Oregon State	Seattle, Wash.	FA-'23
86	Kevin Rader	TE	6-4	250	28	3	Youngstown State	Pittsburgh, Pa.	FA-'22
89	Thomas Odukoya	TE	6-6	253	26	1	Eastern Michigan	Almere, Netherlands	FA-'22
95	Kyle Peko	DT	6-1	305	30	5	Oregon State	La Habra, Calif.	FA-'23
97	Michael Dwumfour	DT	6-1	296	25	2	Michigan	Scotch Plains, N.J.	FA-'23
RESERVE/INJURED (4):									
18	Kyle Philips * (8/31)	WR	5-11	189	24	2	UCLA	San Marcos, Calif.	D5-'22
72	Tyler Shelvin (8/29)	NT	6-3	346	25	2	Louisiana State	Lafayette, La.	FA-'23
87	Alizé Mack (8/28)	TE	6-4	251	26	1	Notre Dame	Las Vegas, Nev.	FA-'23
91	Shakel Brown (8/14)	DT	6-3	295	24	R	Troy	Miami, Fla.	FA-'23
RESERVE/PHYSICALLY UNABLE TO PERFORM (1):									
3	Caleb Farley	CB	6-2	197	24	3	Virginia Tech	Maiden, N.C.	D1-'21
COMMISSIONER EXEMPT (1):									
25	Hassan Haskins	RB	6-2	228	23	2	Michigan	St. Louis, Mo.	D4a-'22
RESERVE/SUSPENDED (1):									
78	Nicholas Petit-Frere	OL	6-5	316	23	2	Ohio State	Tampa, Fla.	D3a-'22

Active Roster Count: 53 As of Sept. 11, 2023 * - Eligible to Return From Reserve/Injured; () - date placed on IR

HEAD COACH: MIKE VRABEL

ASSISTANT COACHES: SHANE BOWEN (defensive coordinator), TIM KELLY (offensive coordinator), CRAIG AUKERMAN (assistant head coach/special teams coordinator), BRIAN BELL (assistant director of sports performance), SCOTT BOOKER (safeties), KYLAN BUTLER (offensive assistant), RYAN CROW (outside linebackers), TONY DEWS (tight ends), JUSTIN HAMILTON (defensive quality control), CHRIS HARRIS (defensive pass game coordinator/cornerbacks), JASON HOUGHTALING (offensive line), MATT JONES (offensive line assistant), BOBBY KING (inside linebackers), ZAK KUHR (inside linebackers assistant), ANTHONY LEVINE (special teams assistant), LORI LOCUST (defensive quality control), CHARLES LONDON (pass game coordinator/quarterbacks), CLINTON McMILLAN (defensive line assistant), ROB MOORE (wide receivers), PAT O'HARA (passing game analyst), JUSTIN OUTTEN (run game coordinator/running backs), FRANK PIRAINO (director of sports performance), TOM QUINN (special teams assistant), HALEY ROBERTS (sports performance assistant), TYLER ROUSE (sports performance assistant), LUKE STOCKER (offensive assistant), JOHN STREICHER (director of football administration), MIKE SULLIVAN (assistant offensive line), TERRELL WILLIAMS (assistant head coach - defense/defensive line)

HOW ACQUIRED KEY: FA (free agent), UFA (unrestricted free agent), RFA (restricted free agent), D (draft pick), W (waivers), T (trade)

GAME PREVIEW

TEAM NOTES

PLAYER NOTES

MEDIA

STATISTICS

ROSTERS



TENNESSEE TITANS

**MIKE VRABEL
TRANSCRIPT**

HEAD COACH MIKE VRABEL PRESS CONFERENCE TRANSCRIPT

Monday, September 11, 2023

(on if yesterday's offense performance was partly due to rust with little time in the preseason)

Yeah, I mean, give them credit and we're at fault the same way. When you talk about the first key is being able to attack the road environment and come out in great field position. And then the pre-snap penalties, which was something that we practiced and talked about and worked on. And not being able to do that just puts you behind. First-and-15 is a tough place to be. Not that it can't be overcome, but certainly don't want to start drives like that or start them four times like that. So, yeah, some rust, some good execution and some execution that has to improve. And I'm sure and I'm positive that it will.

(on if Derrick Henry's usage yesterday was a new feature of the offense or the game plan)

Well, I don't think it's a new feature of the offense. We're just trying to get everybody involved and just continue to find ways to get Tyjae (Spears) and Derrick (Henry) in there. Derrick certainly gave us a chance to win and his performance and so did Tyjae. Tried to hit him a few times down the field. Certainly, his average when he carried the football would lend itself to tell us that he has to carry it more and try to continue to find ways to get both of them involved at the same time and same package and whatever it may be.

(on if there was a reason Derrick Henry wasn't used more in the end as he has been in the past)

No, not specifically. We weren't in that four-minute mode, we were trying to go score. I wish that we were. I wish that we were able to be in that mode. But no, just trying to get in the flow of the game and some of the things that have been working and then being behind. Certainly needing a touchdown and then the long yardage and it kind of takes him a little bit out of the game. Again, Derrick (Henry) will be a large part of what we do. But when you get into and third-and-longs and you get into second-and-15's and we had the second-and-20 that we throw him a swing pass to. He's going to continue to help us.

(on after watching film what he attributes to why Ryan Tannehill was off and missing guys)

Yeah, I don't know. I don't. I wish that I knew. I wish that I could tell you. We have to be better. Ryan (Tannehill) has to be better. We have to hit guys that are open. We can't force the ball into double coverage. So, we have to give him cleaner pockets like we gave him in the second half earlier. There was some of that. When the play goes bad, we can point to a lot of different things, but we have to be better. We can't turn the football over. We can't get punts blocked and on and on and on.

(on if Ryan Tannehill was overdetermined to get the ball to DeAndre Hopkins)

I think maybe. When you play quarterback, you can't just sit there. It's a yes-no. You're going to go to a side and obviously if the DB's underneath, we probably don't want to throw a back shoulder. We can't throw a back shoulder. I'm okay with the decision. When you're over here and you're going to give DeAndre (Hopkins) a chance, but you got to give him a better chance. But I just think that there's times where if a guy's double covered, we certainly need to progress through and to progress through, you have to have pass protection to be able to take an extra hitch or to be able to come back and work the backside.

(on how Ryan Tannehill has responded after yesterday)

Well, he's already been in here with the receivers and been in here with the coaches and he'll respond like he has. He's been a great competitor for us. He's been unbelievably tough and determined. I'm positive that those results will be different.

(on if Treylon Burks was recovered well enough from the knee injury or if he had issues getting separation)

There were times that Treylon (Burks) was open, there was times where Treylon was open caught the ball. There was times that he was open and unfortunately dropped the one. Treylon's going to be a big part of what we do moving forward and just understanding where he fits for us and what he can do to help us. I've tried to explain to every skill player on our team, when it's a pass, your job is to get open and you can't control whether you get the ball or not. The only thing that you can control is that you're open. And sometimes he was, and sometimes give them credit, they played on body and they played square and forced us to get open.

(on how substitutions are handled with Justin Outten now in as running back coach)

The same way, but J.O.'s (Justin Outten) upstairs and Tony (Dews) handles substitution. We have different packages that we call on or the coordinator calls on that he wants in the game. Those guys go in there and sub or if Derrick (Henry) has a 46-yard screen pass and needs a break, then Derrick will kind of do that as well.

(on if he was on the fence about declining the offensive holding)

Yeah, I think so. Just figuring a rookie kicker, 52-yarder. Wasn't thrilled with the third down, then getting down there. So, I made a decision and he made the kick.

(on making the difficult decision to kick the fifth field goal)

Well, I think at the time it wasn't a difficult decision. I thought our chances and still believe that is to play defense with three timeouts and get the ball back with our offense with one timeout, get the ball somehow into the 35-yard line and make a kick. And we had converted two third downs and fourth-and-6 with that amount of space for them to cover. I didn't think that was going to be our best way to win the football game. I believe our best way to win that game would have been to play defense stop them, which we didn't do, which is unfortunate, and then somehow find a way to make a kick.

(on if where the ball is on the field determines that decision or not)

No, because again, you still would need a touchdown and you'd still need at least 65 yards. It was our thought process was to use the two-minute warning, have a timeout for our offense and be able to move the ball 40 yards to be able to attempt the field goal.

(on if the decision was more based on field positioning as opposed to analytics)

Well, I mean you can run the numbers, but also, I think that there's a certain level of we all watched the same game and points were hard to come by. Both defenses were doing a nice job and competing and getting red zone stops. They got a third-and-7 that they scored a touchdown on. We got lackadaisical. But, just the flow of the game and the way that I felt like what our best chance for victory was to do that to make the kick, to cover the kickoff, use the two-minute warning and get a stop.

(on what kind of explanation he got on the incomplete pass/fumble call)

Never talked to Ron (Torbert). Certainly not going to reverse it in replay. You're going to watch through the league, next week, it's going to be a fumble. The week after that, it's going to be an incompleteness. The week after that, it's going to be a fumble. What they're going to tell you in replay is that the call on the field matters. The call on the field is important. I would love for it to let it play out and go to replay. Showed a clip last year, same exact situation, I think it was week one, I think it was the Chargers and Washington, ball on the ground and, every player on our team, I'm like 'Is it a fumble or an incomplete' and they say, 'We don't know.' And I said, 'That's exactly right.' Like they know that, they know that they're not sure. So, Kevin (Byard) and everybody responded exactly how we want them to. Knew that they blew it dead. Knew that we would just get the ball at the spot,

but also knew that it was going to be hard to reverse in replay because of what the call on the field was.

(on it being like the Josh Dobbs play last season)

Next week, there's going to be another one, guys, I don't know what to tell you. You know what I mean? There's nothing I can do. It's the speed of the game, let it go to replay and maybe, let them all go to replay and let replay decide. And if maybe 'clear and obvious' doesn't get it done, then we need a different term because a lot of these quarterback— they're all happening, those are the ones that are hard. Is the ball in the hand? Is it coming forward? I can see where the conflict occurs. It's not why we lost the game.

(on if it is something he's argued for more clarity from as a member of the competition committee)

I just want them to be decisive. I would like for them to, if they're not sure, allow replay to sort it out. That's why we play to the recovery of the ball and not the whistle or anything like that.

(on if there is a clear distinction between a continuation of a pass and the hand pushing the fumbled ball)

I think it's a difficult job on the field. I think when you look at it in replay, it becomes somewhat reasonable to expect that you could determine whether it was a forward pass or a fumble. But I know, having stood back behind the quarterback, that is more difficult than some other calls.

(on what the officials are instructed to do when in doubt)

You guys can just ask the league about what they instruct the officials to do. I certainly am not going to be able to speak for them. I apologize. Whatever the call is, we're going to have to adjust to it and figure it out. But if they want to talk to you, they're happy to talk to you.

(on Harold Landry III's first game back and if it will take a little bit of time for him to get fully back)

We've expected a lot from Harold (Landry III) and he does a lot for us. He'll have to continue to help us, and will be more impactful. They chipped him a couple of times and was able to get in there a few times. We're expecting and we are positive that we'll get good things from Harold.

(on what he saw from Kyle Peko)

(Kyle) Peko's always been somebody that's done it exactly the way we need it to be done and can play multiple positions. So, he can rotate in there for Teair (Tart) or Jeff(ery Simmons) and play in base. Decided to take four guys to the game and that may change based on practice, game plan, who we have. But, he's always been a dependable player and somebody that can play multiple positions.

(on if Arden Key is as disruptive a guy on Week 1 as he's seen)

I thought him and Denico (Autry) certainly affected the quarterback and made plays on the football. Denico had some tackles for loss and showed up in the backfield and set the edge when we needed to and both of them factored. That was really good to see, we'll need a lot of it. But those were the camps, those guys had those type of camps. So we'll need as much of that as we can get.

(on if Kristian Fulton was equipped to come back into the game even though he had a limp)

When we see him run on the sidelines and the trainer tells me he's cleared, he was playing on third down in the second half, we'll see where he is going forward.

(on how Andre Dillard and Chris Hubbard looked in their first outing)

Dre (Andre Dillard), we talked about it. Just probably a few sets that were a little soft, maybe just not knowing or not feeling them where he was. I think after we continue to bring it to his attention and realize that he wasn't doing a good enough job of setting the width of the pocket, I thought it improved. I thought there were some good snaps of him in the run game. I thought Chris (Hubbard) did a nice job over there on Cam(eron) Jordan. I thought when the end tried to spike or when Jordan got a little heavy on Chris he went and captured the outside number and gave him a shove and Derrick (Henry) ran outside for 15 or 16 yards. But there was also some good plays and some bad plays. But I thought it was a good place to start. I loved how they responded in the second half and we had some good pockets in the second half. Probably better so than in the first half.

(on the proper technique for a defensive back to defend a double move)

Not look in the backfield, start there. Play the man and if you break on the first move and you go through the man, it's an illegal contact or a holding. But certainly nobody's trying to defend a double move by looking in the backfield. That'd be the most important place to start.

(on what he made of the way the secondary played overall in the game)

I think it has to be better. It has to improve. I think we need to challenge. We need to play square. If these are the rules which we try to explain, they put out an official's video and teaching the officials and they've sent it to us and the teams, which is great, that if you're square or you're playing the football, that you're going to be afforded a certain level of leeway. Just like the interception down there with Chris Moore. Guy was playing football, there's a lot of contact and, hey, that's what it is. And so, we know that and we have to play that same way.

(on how much it helps that he's been in this situation before of losing Week 1)

It's a long season and it was a great test of, I think, a good football team on the road in an unbelievable environment. Could have been a lot better, could have been a lot worse. Our job is to win the game. We didn't. But our guys fight, they compete. And we need to keep improving. We say this all the time, the teams that improve are going to be the ones that are playing in January. The 49ers and talking with (Daniel) Brunskill after the game he's like, 'Hey, Coach,' and I've loved getting to know Daniel and his story and just how he's gotten into this league. He's like 'Hey Coach, 49ers, you know hey lost in week one in Chicago and we were playing late in the year,' and I said 'I appreciate you reminding me of that, Daniel.'

(on why he thinks Week 1 has a tendency to have some surprises around the league that is not indicative of how a team will perform)

Because this is a unique league. This is a unique league. It's an 8-8 league. 9-8, however you want to put it now with 17 games. But that's what the structure is. The structure is designed for parity. Maybe there's teams that are at full strength, or there's teams that maybe didn't quite prepare or somebody hit some plays that they didn't see in practice, or teams continue to get better as the season goes on. Maybe they threw a different coverage at somebody. The ball security, talk about maybe there's some fumbles or in our case interceptions that lead—blocked punt. The things that we talked about that would really hurt us that show up in week one. Just because you're playing 70 snaps and it's different than training camp and preseason.

(on a closer look what happened on the blocked punt)

Just got beat underneath. I thought Chig (Okonkwo) could have come out and help him a little bit. But can't be up and under. Everybody that's been here, that's in protection, whether it's an offensive lineman, a running back or somebody on the punt team, we have to block inside out. One of our special teams keys, knew that they would rush punts whether it was JT Gray, who ultimately didn't play, whether it was Taysom Hill, or (Zack) Baun, or (Carl) Granderson, that was something that they did. They did it on field goals, they did it on punts, and we didn't get it done.

(on how Peter Skoronski held up on his first game)

I thought pretty good. There's a couple of times where he could have been better in protection. But I would say that Peter (Skoronski), he's fit for this league. He's got good play strength and some good finishes where he was moving people and pass protection when he gets his hands inside on them and be able to sit down in the middle. They got us on a game there where we need to be better. But I think it's a good start.

(on what were some of the things going wrong the red zone)

Penalties. We didn't execute. Just tough, we got behind the sticks. So we get the ball whenever we get it, we lose yardage. We get down the other time and it's second-and-20. Long yardage situations in a red zone are tough. It's just not a whole lot of space and every yard is critical. I've talked about that. So self-inflicted wounds and then, give them credit as well.

(on if this is a common thread on the third down struggled besides being behind the sticks)

Third-and-8, an average of third-and-8 on third down. Wanna be better on third down, don't have them be so long.

(on if Nick Folk has been how he expected for him to be)

Five for five. I wish that he was six for six.

(on if Tim Shaw called heads or tails on the coin toss)

I don't know if he typed on his tablet heads or tails for KB (Kevin Byard). But that was a unique moment for me to be able to see Tim (Shaw) and Steve (Gleason) there together before the game. Steve talks with an interpreter as his aid, he moves his eyes, and she knows what he's saying. And that was that was cool for me to communicate with him through her. And then obviously, Timmy (Tim Shaw) and his tablet. So, hopefully that brought some awareness to an unbelievable disease, but also to two great alumni of the National Football League.

(on if he would say the way things went with Derrick Henry in the fourth quarter and the second half was an outlier)

Yeah, we're going to need Derrick (Henry), and we're going to need everybody and making sure that we get into a rhythm and that we figure out things that we can do consistently. Derrick will be a huge part of that I can assure you.



TENNESSEE TITANS

**GAME-BY-GAME
STATISTICS**

2023 TENNESSEE TITANS INDIVIDUAL GAME-BY-GAME PASSING STATISTICS

WILL LEVIS (QB)

Date	Opp	W-L	GP / GS	PASSING												
				Att	Cmp	Pct	Yds	Yd/Att	TD	TD%	Int	Int%	Lg	Sk	Yds	Rat
Sept 10	@ NO	L	IA	0	0	-	0	-	0	-	0	-	0	0	0	-
Sept 17	LAC	0	0	0	0	-	0	-	0	-	0	-	0	0	0	-
Sept 24	@ CLE	0	0	0	0	-	0	-	0	-	0	-	0	0	0	-
Oct 1	CIN	0	0	0	0	-	0	-	0	-	0	-	0	0	0	-
Oct 8	@ IND	0	0	0	0	-	0	-	0	-	0	-	0	0	0	-
Oct 15	BAL	0	0	0	0	-	0	-	0	-	0	-	0	0	0	-
Oct 29	ATL	0	0	0	0	-	0	-	0	-	0	-	0	0	0	-
Nov 2	@ PIT	0	0	0	0	-	0	-	0	-	0	-	0	0	0	-
Nov 12	@ TB	0	0	0	0	-	0	-	0	-	0	-	0	0	0	-
Nov 19	@ JAX	0	0	0	0	-	0	-	0	-	0	-	0	0	0	-
Nov 26	CAR	0	0	0	0	-	0	-	0	-	0	-	0	0	0	-
Dec 3	IND	0	0	0	0	-	0	-	0	-	0	-	0	0	0	-
Dec 11	@ MIA	0	0	0	0	-	0	-	0	-	0	-	0	0	0	-
Dec 17	HOU	0	0	0	0	-	0	-	0	-	0	-	0	0	0	-
Dec 24	SEA	0	0	0	0	-	0	-	0	-	0	-	0	0	0	-
Dec 31	@ HOU	0	0	0	0	-	0	-	0	-	0	-	0	0	0	-
W18	JAX	0	0	0	0	-	0	-	0	-	0	-	0	0	0	-
2023 Totals		0-1	0 / 0	0	0	-	-	-	0	-	0	-	0	0	0	-

RYAN TANNEHILL (QB)

Date	Opp	W-L	GP / GS	PASSING												
				Att	Cmp	Pct	Yds	Yd/Att	TD	TD%	Int	Int%	Lg	Sk	Yds	Rat
Sept 10	@ NO	L	S	34	16	47.1	198	5.8	0	0.0	3	8.8	46	3	17	28.8
Sept 17	LAC	0	0	0	0	-	0	-	0	-	0	-	0	0	0	-
Sept 24	@ CLE	0	0	0	0	-	0	-	0	-	0	-	0	0	0	-
Oct 1	CIN	0	0	0	0	-	0	-	0	-	0	-	0	0	0	-
Oct 8	@ IND	0	0	0	0	-	0	-	0	-	0	-	0	0	0	-
Oct 15	BAL	0	0	0	0	-	0	-	0	-	0	-	0	0	0	-
Oct 29	ATL	0	0	0	0	-	0	-	0	-	0	-	0	0	0	-
Nov 2	@ PIT	0	0	0	0	-	0	-	0	-	0	-	0	0	0	-
Nov 12	@ TB	0	0	0	0	-	0	-	0	-	0	-	0	0	0	-
Nov 19	@ JAX	0	0	0	0	-	0	-	0	-	0	-	0	0	0	-
Nov 26	CAR	0	0	0	0	-	0	-	0	-	0	-	0	0	0	-
Dec 3	IND	0	0	0	0	-	0	-	0	-	0	-	0	0	0	-
Dec 11	@ MIA	0	0	0	0	-	0	-	0	-	0	-	0	0	0	-
Dec 17	HOU	0	0	0	0	-	0	-	0	-	0	-	0	0	0	-
Dec 24	SEA	0	0	0	0	-	0	-	0	-	0	-	0	0	0	-
Dec 31	@ HOU	0	0	0	0	-	0	-	0	-	0	-	0	0	0	-
W18	JAX	0	0	0	0	-	0	-	0	-	0	-	0	0	0	-
2023 Totals		0-1	1 / 1	34	16	47.1	198	5.8	0	0.0	3	8.8	46	3	17	28.8

MALIK WILLIS (QB)

Date	Opp	W-L	GP / GS	PASSING												
				Att	Cmp	Pct	Yds	Yd/Att	TD	TD%	Int	Int%	Lg	Sk	Yds	Rat
Sept 10	@ NO	L	DNP	0	0	-	0	-	0	-	0	-	0	0	0	-
Sept 17	LAC	0	0	0	0	-	0	-	0	-	0	-	0	0	0	-
Sept 24	@ CLE	0	0	0	0	-	0	-	0	-	0	-	0	0	0	-
Oct 1	CIN	0	0	0	0	-	0	-	0	-	0	-	0	0	0	-
Oct 8	@ IND	0	0	0	0	-	0	-	0	-	0	-	0	0	0	-
Oct 15	BAL	0	0	0	0	-	0	-	0	-	0	-	0	0	0	-
Oct 29	ATL	0	0	0	0	-	0	-	0	-	0	-	0	0	0	-
Nov 2	@ PIT	0	0	0	0	-	0	-	0	-	0	-	0	0	0	-
Nov 12	@ TB	0	0	0	0	-	0	-	0	-	0	-	0	0	0	-
Nov 19	@ JAX	0	0	0	0	-	0	-	0	-	0	-	0	0	0	-
Nov 26	CAR	0	0	0	0	-	0	-	0	-	0	-	0	0	0	-
Dec 3	IND	0	0	0	0	-	0	-	0	-	0	-	0	0	0	-
Dec 11	@ MIA	0	0	0	0	-	0	-	0	-	0	-	0	0	0	-
Dec 17	HOU	0	0	0	0	-	0	-	0	-	0	-	0	0	0	-
Dec 24	SEA	0	0	0	0	-	0	-	0	-	0	-	0	0	0	-
Dec 31	@ HOU	0	0	0	0	-	0	-	0	-	0	-	0	0	0	-
W18	JAX	0	0	0	0	-	0	-	0	-	0	-	0	0	0	-
2023 Totals		0-1	0 / 0	0	0	-	-	-	0	-	0	-	0	0	0	-

Other passers: (none)

2023 TENNESSEE TITANS INDIVIDUAL GAME-BY-GAME RUSHING STATISTICS

JULIUS CHESTNUT (RB)									DERRICK HENRY (RB)								
RUSHING									RUSHING								
Date	Opp	GP / GS	Att	Yds	Avg	Lg	TD		Date	Opp	GP / GS	Att	Yds	Avg	Lg	TD	
Sept 10	@ NO	p	0	0	-	0	0		Sept 10	@ NO	S	15	63	4.2	18	0	
Sept 17	LAC	0	0	0	-	0	0		Sept 17	LAC	0	0	0	-	0	0	
Sept 24	@ CLE	0	0	0	-	0	0		Sept 24	@ CLE	0	0	0	-	0	0	
Oct 1	CIN	0	0	0	-	0	0		Oct 1	CIN	0	0	0	-	0	0	
Oct 8	@ IND	0	0	0	-	0	0		Oct 8	@ IND	0	0	0	-	0	0	
Oct 15	BAL	0	0	0	-	0	0		Oct 15	BAL	0	0	0	-	0	0	
Oct 29	ATL	0	0	0	-	0	0		Oct 29	ATL	0	0	0	-	0	0	
Nov 2	@ PIT	0	0	0	-	0	0		Nov 2	@ PIT	0	0	0	-	0	0	
Nov 12	@ TB	0	0	0	-	0	0		Nov 12	@ TB	0	0	0	-	0	0	
Nov 19	@ JAX	0	0	0	-	0	0		Nov 19	@ JAX	0	0	0	-	0	0	
Nov 26	CAR	0	0	0	-	0	0		Nov 26	CAR	0	0	0	-	0	0	
Dec 3	IND	0	0	0	-	0	0		Dec 3	IND	0	0	0	-	0	0	
Dec 11	@ MIA	0	0	0	-	0	0		Dec 11	@ MIA	0	0	0	-	0	0	
Dec 17	HOU	0	0	0	-	0	0		Dec 17	HOU	0	0	0	-	0	0	
Dec 24	SEA	0	0	0	-	0	0		Dec 24	SEA	0	0	0	-	0	0	
Dec 31	@ HOU	0	0	0	-	0	0		Dec 31	@ HOU	0	0	0	-	0	0	
W18	JAX	0	0	0	-	0	0		W18	JAX	0	0	0	-	0	0	
2023 Totals		1 / 0	0	0	-	0	0		2023 Totals		1 / 1	15	63	4.2	18	0	

TYJAE SPEARS (RB)									RYAN TANNEHILL (QB)								
RUSHING									RUSHING								
Date	Opp	GP / GS	Att	Yds	Avg	Lg	TD		Date	Opp	GP / GS	Att	Yds	Avg	Lg	TD	
Sept 10	@ NO	p	3	27	9.0	17	0		Sept 10	@ NO	S	3	5	1.7	2	0	
Sept 17	LAC	0	0	0	-	0	0		Sept 17	LAC	0	0	0	-	0	0	
Sept 24	@ CLE	0	0	0	-	0	0		Sept 24	@ CLE	0	0	0	-	0	0	
Oct 1	CIN	0	0	0	-	0	0		Oct 1	CIN	0	0	0	-	0	0	
Oct 8	@ IND	0	0	0	-	0	0		Oct 8	@ IND	0	0	0	-	0	0	
Oct 15	BAL	0	0	0	-	0	0		Oct 15	BAL	0	0	0	-	0	0	
Oct 29	ATL	0	0	0	-	0	0		Oct 29	ATL	0	0	0	-	0	0	
Nov 2	@ PIT	0	0	0	-	0	0		Nov 2	@ PIT	0	0	0	-	0	0	
Nov 12	@ TB	0	0	0	-	0	0		Nov 12	@ TB	0	0	0	-	0	0	
Nov 19	@ JAX	0	0	0	-	0	0		Nov 19	@ JAX	0	0	0	-	0	0	
Nov 26	CAR	0	0	0	-	0	0		Nov 26	CAR	0	0	0	-	0	0	
Dec 3	IND	0	0	0	-	0	0		Dec 3	IND	0	0	0	-	0	0	
Dec 11	@ MIA	0	0	0	-	0	0		Dec 11	@ MIA	0	0	0	-	0	0	
Dec 17	HOU	0	0	0	-	0	0		Dec 17	HOU	0	0	0	-	0	0	
Dec 24	SEA	0	0	0	-	0	0		Dec 24	SEA	0	0	0	-	0	0	
Dec 31	@ HOU	0	0	0	-	0	0		Dec 31	@ HOU	0	0	0	-	0	0	
W18	JAX	0	0	0	-	0	0		W18	JAX	0	0	0	-	0	0	
2023 Totals		1 / 0	3	27	9.0	17	0		2023 Totals		1 / 1	3	5	1.7	2	0	

Other rushers: (none)

2023 TENNESSEE TITANS INDIVIDUAL GAME-BY-GAME RECEIVING STATISTICS

TREYLON BURKS (WR)									JULIUS CHESTNUT (RB)								
RECEIVING									RECEIVING								
Date	Opp	GP / GS	No	Yds	Avg	Lg	TD		Date	Opp	GP / GS	No	Yds	Avg	Lg	TD	
Sept 10	@ NO	S	2	18	9.0	14	0		Sept 10	@ NO	0	0	0	0.0	0	0	
Sept 17	LAC	0	0	0	-	0	0		Sept 17	LAC	0	0	0	0.0	0	0	
Sept 24	@ CLE	0	0	0	-	0	0		Sept 24	@ CLE	0	0	0	0.0	0	0	
Oct 1	CIN	0	0	0	-	0	0		Oct 1	CIN	0	0	0	0.0	0	0	
Oct 8	@ IND	0	0	0	-	0	0		Oct 8	@ IND	0	0	0	0.0	0	0	
Oct 15	BAL	0	0	0	-	0	0		Oct 15	BAL	0	0	0	0.0	0	0	
Oct 29	ATL	0	0	0	-	0	0		Oct 29	ATL	0	0	0	0.0	0	0	
Nov 2	@ PIT	0	0	0	-	0	0		Nov 2	@ PIT	0	0	0	0.0	0	0	
Nov 12	@ TB	0	0	0	-	0	0		Nov 12	@ TB	0	0	0	0.0	0	0	
Nov 19	@ JAX	0	0	0	-	0	0		Nov 19	@ JAX	0	0	0	0.0	0	0	
Nov 26	CAR	0	0	0	-	0	0		Nov 26	CAR	0	0	0	0.0	0	0	
Dec 3	IND	0	0	0	-	0	0		Dec 3	IND	0	0	0	0.0	0	0	
Dec 11	@ MIA	0	0	0	-	0	0		Dec 11	@ MIA	0	0	0	0.0	0	0	
Dec 17	HOU	0	0	0	-	0	0		Dec 17	HOU	0	0	0	0	0	0	
Dec 24	SEA	0	0	0	-	0	0		Dec 24	SEA	0	0	0	0.0	0	0	
Dec 31	@ HOU	0	0	0	-	0	0		Dec 31	@ HOU	0	0	0	0.0	0	0	
W18	JAX	0	0	0	-	0	0		W18	JAX	0	0	0	0.0	0	0	
2023 Totals		1 / 1	2	18	9.0	14	0		2023 Totals		1 / 0	0	0	-	0	0	

COLTON DOWELL (WR)									HASSAN HASKINS (RB)								
RECEIVING									RECEIVING								
Date	Opp	GP / GS	No	Yds	Avg	Lg	TD		Date	Opp	GP / GS	No	Yds	Avg	Lg	TD	
Sept 10	@ NO	IA	0	0	-	0	0		Sept 10	@ NO	0	0	0	-	0	0	
Sept 17	LAC	0	0	0	-	0	0		Sept 17	LAC	0	0	0	-	0	0	
Sept 24	@ CLE	0	0	0	-	0	0		Sept 24	@ CLE	0	0	0	-	0	0	
Oct 1	CIN	0	0	0	-	0	0		Oct 1	CIN	0	0	0	-	0	0	
Oct 8	@ IND	0	0	0	-	0	0		Oct 8	@ IND	0	0	0	-	0	0	
Oct 15	BAL	0	0	0	-	0	0		Oct 15	BAL	0	0	0	-	0	0	
Oct 29	ATL	0	0	0	-	0	0		Oct 29	ATL	0	0	0	-	0	0	
Nov 2	@ PIT	0	0	0	-	0	0		Nov 2	@ PIT	0	0	0	-	0	0	
Nov 12	@ TB	0	0	0	-	0	0		Nov 12	@ TB	0	0	0	-	0	0	
Nov 19	@ JAX	0	0	0	-	0	0		Nov 19	@ JAX	0	0	0	-	0	0	
Nov 26	CAR	0	0	0	-	0	0		Nov 26	CAR	0	0	0	-	0	0	
Dec 3	IND	0	0	0	-	0	0		Dec 3	IND	0	0	0	-	0	0	
Dec 11	@ MIA	0	0	0	-	0	0		Dec 11	@ MIA	0	0	0	-	0	0	
Dec 17	HOU	0	0	0	-	0	0		Dec 17	HOU	0	0	0	-	0	0	
Dec 24	SEA	0	0	0	-	0	0		Dec 24	SEA	0	0	0	-	0	0	
Dec 31	@ HOU	0	0	0	-	0	0		Dec 31	@ HOU	0	0	0	-	0	0	
W18	JAX	0	0	0	-	0	0		W18	JAX	0	0	0	-	0	0	
2023 Totals		0 / 0	0	0	-	0	0		2023 Totals		0 / 0	0	0	-	0	0	

DERRICK HENRY (RB)									DEANDRE HOPKINS (WR)								
RECEIVING									RECEIVING								
Date	Opp	GP / GS	No	Yds	Avg	Lg	TD		Date	Opp	GP / GS	No	Yds	Avg	Lg	TD	
Sept 10	@ NO	S	2	56	28.0	46	0		Sept 10	@ NO	S	7	65	9.3	16	0	
Sept 17	LAC	0	0	0	-	0	0		Sept 17	LAC	0	0	0	-	0	0	
Sept 24	@ CLE	0	0	0	-	0	0		Sept 24	@ CLE	0	0	0	-	0	0	
Oct 1	CIN	0	0	0	-	0	0		Oct 1	CIN	0	0	0	-	0	0	
Oct 8	@ IND	0	0	0	-	0	0		Oct 8	@ IND	0	0	0	-	0	0	
Oct 15	BAL	0	0	0	-	0	0		Oct 15	BAL	0	0	0	-	0	0	
Oct 29	ATL	0	0	0	-	0	0		Oct 29	ATL	0	0	0	-	0	0	
Nov 2	@ PIT	0	0	0	-	0	0		Nov 2	@ PIT	0	0	0	-	0	0	
Nov 12	@ TB	0	0	0	-	0	0		Nov 12	@ TB	0	0	0	-	0	0	
Nov 19	@ JAX	0	0	0	-	0	0		Nov 19	@ JAX	0	0	0	-	0	0	
Nov 26	CAR	0	0	0	-	0	0		Nov 26	CAR	0	0	0	-	0	0	
Dec 3	IND	0	0	0	-	0	0		Dec 3	IND	0	0	0	-	0	0	
Dec 11	@ MIA	0	0	0	-	0	0		Dec 11	@ MIA	0	0	0	-	0	0	
Dec 17	HOU	0	0	0	-	0	0		Dec 17	HOU	0	0	0	-	0	0	
Dec 24	SEA	0	0	0	-	0	0		Dec 24	SEA	0	0	0	-	0	0	
Dec 31	@ HOU	0	0	0	-	0	0		Dec 31	@ HOU	0	0	0	-	0	0	
W18	JAX	0	0	0	-	0	0		W18	JAX	0	0	0	-	0	0	
2023 Totals		1 / 1	2	56	28.0	46	0		2023 Totals		1 / 1	7	65	9.3	16	0	

CHRIS MOORE (WR)									CHIG OKONKWO (TE)								
RECEIVING									RECEIVING								
Date	Opp	GP / GS	No	Yds	Avg	Lg	TD		Date	Opp	GP / GS	No	Yds	Avg	Lg	TD	
Sept 10	@ NO	p	0	0	-	0	0		Sept 10	@ NO	S	0	0	-	0	0	
Sept 17	LAC	0	0	0	-	0	0		Sept 17	LAC	0	0	0	-	0	0	
Sept 24	@ CLE	0	0	0	-	0	0		Sept 24	@ CLE	0	0	0	-	0	0	
Oct 1	CIN	0	0	0	-	0	0		Oct 1	CIN	0	0	0	-	0	0	
Oct 8	@ IND	0	0	0	-	0	0		Oct 8	@ IND	0	0	0	-	0	0	
Oct 15	BAL	0	0	0	-	0	0		Oct 15	BAL	0	0	0	-	0	0	
Oct 29	ATL	0	0	0	-	0	0		Oct 29	ATL	0	0	0	-	0	0	
Nov 2	@ PIT	0	0	0	-	0	0		Nov 2	@ PIT	0	0	0	-	0	0	
Nov 12	@ TB	0	0	0	-	0	0		Nov 12	@ TB	0	0	0	-	0	0	
Nov 19	@ JAX	0	0	0	-	0	0		Nov 19	@ JAX	0	0	0	-	0	0	
Nov 26	CAR	0	0	0	-	0	0		Nov 26	CAR	0	0	0	-	0	0	
Dec 3	IND	0	0	0	-	0	0		Dec 3	IND	0	0	0	-	0	0	
Dec 11	@ MIA	0	0	0	-	0	0		Dec 11	@ MIA	0	0	0	-	0	0	
Dec 17	HOU	0	0	0	-	0	0		Dec 17	HOU	0	0	0	-	0	0	
Dec 24	SEA	0	0	0	-	0	0		Dec 24	SEA	0	0	0	-	0	0	
Dec 31	@ HOU	0	0	0	-	0	0		Dec 31	@ HOU	0	0	0	-	0	0	
W18	JAX	0	0	0	-	0	0		W18	JAX	0	0	0	-	0	0	
2023 Totals		1 / 0	0	0	-	0	0		2023 Totals		1 / 1	0	0	-	0	0	

2023 TENNESSEE TITANS INDIVIDUAL GAME-BY-GAME RECEIVING STATISTICS

KYLE PHILIPS (WR)								TREVON WESCO (TE)							
RECEIVING								RECEIVING							
Date	Opp	GP / GS	No	Yds	Avg	Lg	TD	Date	Opp	GP / GS	No	Yds	Avg	Lg	TD
Sept 11	@ NO	0	0	0	-	0	0	Sept 10	@ NO	S	0	0	-	0	0
Sept 17	LAC	0	0	0	-	0	0	Sept 17	LAC	0	0	0	-	0	0
Sept 24	@ CLE	0	0	0	-	0	0	Sept 24	@ CLE	0	0	0	-	0	0
Oct 1	CIN	0	0	0	-	0	0	Oct 1	CIN	0	0	0	-	0	0
Oct 8	@ IND	0	0	0	-	0	0	Oct 8	@ IND	0	0	0	-	0	0
Oct 15	BAL	0	0	0	-	0	0	Oct 15	BAL	0	0	0	-	0	0
Oct 29	ATL	0	0	0	-	0	0	Oct 29	ATL	0	0	0	-	0	0
Nov 2	@ PIT	0	0	0	-	0	0	Nov 2	@ PIT	0	0	0	-	0	0
Nov 12	@ TB	0	0	0	-	0	0	Nov 12	@ TB	0	0	0	-	0	0
Nov 19	@ JAX	0	0	0	-	0	0	Nov 19	@ JAX	0	0	0	-	0	0
Nov 26	CAR	0	0	0	-	0	0	Nov 26	CAR	0	0	0	-	0	0
Dec 3	IND	0	0	0	-	0	0	Dec 3	IND	0	0	0	-	0	0
Dec 11	@ MIA	0	0	0	-	0	0	Dec 11	@ MIA	0	0	0	-	0	0
Dec 17	HOU	0	0	0	-	0	0	Dec 17	HOU	0	0	0	-	0	0
Dec 24	SEA	0	0	0	-	0	0	Dec 24	SEA	0	0	0	-	0	0
Dec 31	@ HOU	0	0	0	-	0	0	Dec 31	@ HOU	0	0	0	-	0	0
W18	JAX	0	0	0	-	0	0	W18	JAX	0	0	0	-	0	0
2023 Totals		0 / 0	0	0	-	0	0	2023 Totals		1 / 1	0	0	-	0	0
NICK WESTBROOK-IKHINE (WR)								JOSH WHYLE (TE)							
RECEIVING								RECEIVING							
Date	Opp	GP / GS	No	Yds	Avg	Lg	TD	Date	Opp	GP / GS	No	Yds	Avg	Lg	TD
Sept 10	@ NO	p	4	58	14.5	24	0	Sept 10	@ NO	p	0	0	-	0	0
Sept 17	LAC	0	0	0	-	0	0	Sept 17	LAC	0	0	0	-	0	0
Sept 24	@ CLE	0	0	0	-	0	0	Sept 24	@ CLE	0	0	0	-	0	0
Oct 1	CIN	0	0	0	-	0	0	Oct 1	CIN	0	0	0	-	0	0
Oct 8	@ IND	0	0	0	-	0	0	Oct 8	@ IND	0	0	0	-	0	0
Oct 15	BAL	0	0	0	-	0	0	Oct 15	BAL	0	0	0	-	0	0
Oct 29	ATL	0	0	0	-	0	0	Oct 29	ATL	0	0	0	-	0	0
Nov 2	@ PIT	0	0	0	-	0	0	Nov 2	@ PIT	0	0	0	-	0	0
Nov 12	@ TB	0	0	0	-	0	0	Nov 12	@ TB	0	0	0	-	0	0
Nov 19	@ JAX	0	0	0	-	0	0	Nov 19	@ JAX	0	0	0	-	0	0
Nov 26	CAR	0	0	0	-	0	0	Nov 26	CAR	0	0	0	-	0	0
Dec 3	IND	0	0	0	-	0	0	Dec 3	IND	0	0	0	-	0	0
Dec 11	@ MIA	0	0	0	-	0	0	Dec 11	@ MIA	0	0	0	-	0	0
Dec 17	HOU	0	0	0	-	0	0	Dec 17	HOU	0	0	0	-	0	0
Dec 24	SEA	0	0	0	-	0	0	Dec 24	SEA	0	0	0	-	0	0
Dec 31	@ HOU	0	0	0	-	0	0	Dec 31	@ HOU	0	0	0	-	0	0
W18	JAX	0	0	0	-	0	0	W18	JAX	0	0	0	-	0	0
2023 Totals		1 / 0	4	58	14.5	24	0	2023 Totals		1 / 0	0	0	-	0	0

2023 TENNESSEE TITANS INDIVIDUAL GAME-BY-GAME PUNTING

RYAN STONEHOUSE (P)

Date	Opp	GP / GS	PUNTING										
			No.	Yds	Avg	Ret	Yds	R Avg	TB	In	Lg	Blk	Net
Sept 10	@ NO	p	3	107	35.7	2	6	3.0	0	1	62	0	33.7
Sept 17	LAC	0	0	0	-	0	0	-	0	0	0	0	-
Sept 24	@ CLE	0	0	0	-	0	0	-	0	0	0	0	-
Oct 1	CIN	0	0	0	-	0	0	-	0	0	0	0	-
Oct 8	@ IND	0	0	0	-	0	0	-	0	0	0	0	-
Oct 15	BAL	0	0	0	-	0	0	-	0	0	0	0	-
Oct 29	ATL	0	0	0	-	0	0	-	0	0	0	0	-
Nov 2	@ PIT	0	0	0	-	0	0	-	0	0	0	0	-
Nov 12	@ TB	0	0	0	-	0	0	-	0	0	0	0	-
Nov 19	@ JAX	0	0	0	-	0	0	-	0	0	0	0	-
Nov 26	CAR	0	0	0	-	0	0	-	0	0	0	0	-
Dec 3	IND	0	0	0	-	0	0	-	0	0	0	0	-
Dec 11	@ MIA	0	0	0	-	0	0	-	0	0	0	0	-
Dec 17	HOU	0	0	0	-	0	0	-	0	0	0	0	-
Dec 24	SEA	0	0	0	-	0	0	-	0	0	0	0	-
Dec 31	@ HOU	0	0	0	-	0	0	-	0	0	0	0	-
W18	JAX	0	0	0	-	0	0	-	0	0	0	0	-
2023 Totals		1 / 0	3	107	35.7	2	6	3.0	0	1	62	0	33.7

Other Punters: (none)

2023 INDIVIDUAL GAME-BY-GAME PUNT AND KICKOFF RETURNS

KEARIS JACKSON (WR)

Date	Opp	GP / GS	PUNT RETURNS						KICKOFF RETURNS				
			No	FC	Yds	Avg	Lg	TD	No	Yds	Avg	Lg	TD
Sept 10	@ NO	p	4	0	37	9.3	14	0	0	0	-	0	0
Sept 17	LAC	0	0	0	0	-	0	0	0	0	-	0	0
Sept 24	@ CLE	0	0	0	0	-	0	0	0	0	-	0	0
Oct 1	CIN	0	0	0	0	-	0	0	0	0	-	0	0
Oct 8	@ IND	0	0	0	0	-	0	0	0	0	-	0	0
Oct 15	BAL	0	0	0	0	-	0	0	0	0	-	0	0
Oct 29	ATL	0	0	0	0	-	0	0	0	0	-	0	0
Nov 2	@ PIT	0	0	0	0	-	0	0	0	0	-	0	0
Nov 12	@ TB	0	0	0	0	-	0	0	0	0	-	0	0
Nov 19	@ JAX	0	0	0	0	-	0	0	0	0	-	0	0
Nov 26	CAR	0	0	0	0	-	0	0	0	0	-	0	0
Dec 3	IND	0	0	0	0	-	0	0	0	0	-	0	0
Dec 11	@ MIA	0	0	0	0	-	0	0	0	0	-	0	0
Dec 24	SEA	0	0	0	0	-	0	0	0	0	-	0	0
Dec 31	@ HOU	0	0	0	0	-	0	0	0	0	-	0	0
W18	JAX	0	0	0	0	-	0	0	0	0	-	0	0
2023 Totals		1 / 0	4	0	37	9.3	14	0	0	0	-	0	0

TYJAE SPEARS (RB)

Date	Opp	GP / GS	PUNT RETURNS						KICKOFF RETURNS				
			No	FC	Yds	Avg	Lg	TD	No	Yds	Avg	Lg	TD
Sept 10	@ NO	p	0	0	0	-	0	0	0	0	-	0	0
Sept 17	LAC	0	0	0	0	-	0	0	0	0	-	0	0
Sept 24	@ CLE	0	0	0	0	-	0	0	0	0	-	0	0
Oct 1	CIN	0	0	0	0	-	0	0	0	0	-	0	0
Oct 8	@ IND	0	0	0	0	-	0	0	0	0	-	0	0
Oct 15	BAL	0	0	0	0	-	0	0	0	0	-	0	0
Oct 29	ATL	0	0	0	0	-	0	0	0	0	-	0	0
Nov 2	@ PIT	0	0	0	0	-	0	0	0	0	-	0	0
Nov 12	@ TB	0	0	0	0	-	0	0	0	0	-	0	0
Nov 19	@ JAX	0	0	0	0	-	0	0	0	0	-	0	0
Nov 26	CAR	0	0	0	0	-	0	0	0	0	-	0	0
Dec 3	IND	0	0	0	0	-	0	0	0	0	-	0	0
Dec 11	@ MIA	0	0	0	0	-	0	0	0	0	-	0	0
Dec 17	HOU	0	0	0	0	-	0	0	0	0	-	0	0
Dec 31	@ HOU	0	0	0	0	-	0	0	0	0	-	0	0
W18	JAX	0	0	0	0	-	0	0	0	0	-	0	0
2023 Totals		1 / 0	0	0	0	-	0	0	0	0	-	0	0

Other Returns (none)

2023 TENNESSEE TITANS INDIVIDUAL GAME-BY-GAME DEFENSIVE STATISTICS

AMANI HOOKER (S)

Date	Opp	GP / GS	TACKLES...							INTERCEPTIONS...					FUMBLES...			SpT
			Tot	Solo	Asst	Sk	Yds	QBP	TFL	No	Yds	Lg	TD	PD	FF	FR	Yds	
Sept 10	@ NO	S	4	2	2	0.0	0.0	0	1	1	10	10	0	2	0	0	0	1
Sept 17	LAC	0	0	0	0	0.0	0.0	0	0	0	0	0	0	0	0	0	0	0
Sept 24	@ CLE	0	0	0	0	0.0	0.0	0	0	0	0	0	0	0	0	0	0	0
Oct 1	CIN	0	0	0	0	0.0	0.0	0	0	0	0	0	0	0	0	0	0	0
Oct 8	@ IND	0	0	0	0	0.0	0.0	0	0	0	0	0	0	0	0	0	0	0
Oct 15	BAL	0	0	0	0	0.0	0.0	0	0	0	0	0	0	0	0	0	0	0
Oct 29	ATL	0	0	0	0	0.0	0.0	0	0	0	0	0	0	0	0	0	0	0
Nov 2	@ PIT	0	0	0	0	0.0	0.0	0	0	0	0	0	0	0	0	0	0	0
Nov 12	@ TB	0	0	0	0	0.0	0.0	0	0	0	0	0	0	0	0	0	0	0
Nov 19	@ JAX	0	0	0	0	0.0	0.0	0	0	0	0	0	0	0	0	0	0	0
Nov 26	CAR	0	0	0	0	0.0	0.0	0	0	0	0	0	0	0	0	0	0	0
Dec 3	IND	0	0	0	0	0.0	0.0	0	0	0	0	0	0	0	0	0	0	0
Dec 11	@ MIA	0	0	0	0	0.0	0.0	0	0	0	0	0	0	0	0	0	0	0
Dec 17	HOU	0	0	0	0	0.0	0.0	0	0	0	0	0	0	0	0	0	0	0
Dec 24	SEA	0	0	0	0	0.0	0.0	0	0	0	0	0	0	0	0	0	0	0
Dec 31	@ HOU	0	0	0	0	0.0	0.0	0	0	0	0	0	0	0	0	0	0	0
W18	JAX	0	0	0	0	0.0	0.0	0	0	0	0	0	0	0	0	0	0	0
2023 Totals		1 / 1	4	2	2	0.0	0.0	0	1	1	10	10	0	2	0	0	0	1

MATTHEW JACKSON (S)

Date	Opp	GP / GS	TACKLES...							INTERCEPTIONS...					FUMBLES...			SpT	
			Tot	Solo	Asst	Sk	Yds	QBP	TFL	No	Yds	Lg	TD	PD	FF	FR	Yds		
Sept 10	@ NO	p	0	0	0	0.0	0.0	0	0	0	0	0	0	0	0	0	0	0	0
Sept 17	LAC	0	0	0	0	0.0	0.0	0	0	0	0	0	0	0	0	0	0	0	0
Sept 24	@ CLE	0	0	0	0	0.0	0.0	0	0	0	0	0	0	0	0	0	0	0	0
Oct 1	CIN	0	0	0	0	0.0	0.0	0	0	0	0	0	0	0	0	0	0	0	0
Oct 8	@ IND	0	0	0	0	0.0	0.0	0	0	0	0	0	0	0	0	0	0	0	0
Oct 15	BAL	0	0	0	0	0.0	0.0	0	0	0	0	0	0	0	0	0	0	0	0
Oct 29	ATL	0	0	0	0	0.0	0.0	0	0	0	0	0	0	0	0	0	0	0	0
Nov 2	@ PIT	0	0	0	0	0.0	0.0	0	0	0	0	0	0	0	0	0	0	0	0
Nov 12	@ TB	0	0	0	0	0.0	0.0	0	0	0	0	0	0	0	0	0	0	0	0
Nov 19	@ JAX	0	0	0	0	0.0	0.0	0	0	0	0	0	0	0	0	0	0	0	0
Nov 26	CAR	0	0	0	0	0.0	0.0	0	0	0	0	0	0	0	0	0	0	0	0
Dec 3	IND	0	0	0	0	0.0	0.0	0	0	0	0	0	0	0	0	0	0	0	0
Dec 11	@ MIA	0	0	0	0	0.0	0.0	0	0	0	0	0	0	0	0	0	0	0	0
Dec 17	HOU	0	0	0	0	0.0	0.0	0	0	0	0	0	0	0	0	0	0	0	0
Dec 24	SEA	0	0	0	0	0.0	0.0	0	0	0	0	0	0	0	0	0	0	0	0
Dec 31	@ HOU	0	0	0	0	0.0	0.0	0	0	0	0	0	0	0	0	0	0	0	0
W18	JAX	0	0	0	0	0.0	0.0	0	0	0	0	0	0	0	0	0	0	0	0
2023 Totals		1 / 0	0	0	0	0.0	0.0	0	0	0	0	0	0	0	0	0	0	0	0

ANTHONY KENDALL (CB)

Date	Opp	GP / GS	TACKLES...							INTERCEPTIONS...					FUMBLES...			SpT	
			Tot	Solo	Asst	Sk	Yds	QBP	TFL	No	Yds	Lg	TD	PD	FF	FR	Yds		
Sept 10	@ NO	p	0	0	0	0.0	0.0	0	0	0	0	0	0	0	0	0	0	0	3
Sept 17	LAC	0	0	0	0	0.0	0.0	0	0	0	0	0	0	0	0	0	0	0	3
Sept 24	@ CLE	0	0	0	0	0.0	0.0	0	0	0	0	0	0	0	0	0	0	0	0
Oct 1	CIN	0	0	0	0	0.0	0.0	0	0	0	0	0	0	0	0	0	0	0	0
Oct 8	@ IND	0	0	0	0	0.0	0.0	0	0	0	0	0	0	0	0	0	0	0	0
Oct 15	BAL	0	0	0	0	0.0	0.0	0	0	0	0	0	0	0	0	0	0	0	0
Oct 29	ATL	0	0	0	0	0.0	0.0	0	0	0	0	0	0	0	0	0	0	0	0
Nov 2	@ PIT	0	0	0	0	0.0	0.0	0	0	0	0	0	0	0	0	0	0	0	0
Nov 12	@ TB	0	0	0	0	0.0	0.0	0	0	0	0	0	0	0	0	0	0	0	0
Nov 19	@ JAX	0	0	0	0	0.0	0.0	0	0	0	0	0	0	0	0	0	0	0	0
Nov 26	CAR	0	0	0	0	0.0	0.0	0	0	0	0	0	0	0	0	0	0	0	0
Dec 3	IND	0	0	0	0	0.0	0.0	0	0	0	0	0	0	0	0	0	0	0	0
Dec 11	@ MIA	0	0	0	0	0.0	0.0	0	0	0	0	0	0	0	0	0	0	0	0
Dec 17	HOU	0	0	0	0	0.0	0.0	0	0	0	0	0	0	0	0	0	0	0	0
Dec 24	SEA	0	0	0	0	0.0	0.0	0	0	0	0	0	0	0	0	0	0	0	0
Dec 31	@ HOU	0	0	0	0	0.0	0.0	0	0	0	0	0	0	0	0	0	0	0	0
W18	JAX	0	0	0	0	0.0	0.0	0	0	0	0	0	0	0	0	0	0	0	0
2023 Totals		1 / 0	0	0	0	0.0	0.0	0	0	0	0	0	0	0	0	0	0	0	3

ARDEN KEY (OLB)

Date	Opp	GP / GS	TACKLES...							INTERCEPTIONS...					FUMBLES...			SpT	
			Tot	Solo	Asst	Sk	Yds	QBP	TFL	No	Yds	Lg	TD	PD	FF	FR	Yds		
Sept 10	@ NO	p	4	1	3	1.5	9.5	11	1	0	0	0	0	1	0	0	0	0	0
Sept 17	LAC	0	0	0	0	0.0	0.0	0	0	0	0	0	0	0	0	0	0	0	0
Sept 24	@ CLE	0	0	0	0	0.0	0.0	0	0	0	0	0	0	0	0	0	0	0	0
Oct 1	CIN	0	0	0	0	0.0	0.0	0	0	0	0	0	0	0	0	0	0	0	0
Oct 8	@ IND	0	0	0	0	0.0	0.0	0	0	0	0	0	0	0	0	0	0	0	0
Oct 15	BAL	0	0	0	0	0.0	0.0	0	0	0	0	0	0	0	0	0	0	0	0
Oct 29	ATL	0	0	0	0	0.0	0.0	0	0	0	0	0	0	0	0	0	0	0	0
Nov 2	@ PIT	0	0	0	0	0.0	0.0	0	0	0	0	0	0	0	0	0	0	0	0
Nov 12	@ TB	0	0	0	0	0.0	0.0	0	0	0	0	0	0	0	0	0	0	0	0
Nov 19	@ JAX	0	0	0	0	0.0	0.0	0	0	0	0	0	0	0	0	0	0	0	0
Nov 26	CAR	0	0	0	0	0.0	0.0	0	0	0	0	0	0	0	0	0	0	0	0
Dec 3	IND	0	0	0	0	0.0	0.0	0	0	0	0	0	0	0	0	0	0	0	0
Dec 11	@ MIA	0	0	0	0	0.0	0.0	0	0	0	0	0	0	0	0	0	0	0	0
Dec 17	HOU	0	0	0	0	0.0	0.0	0	0	0	0	0	0	0	0	0	0	0	0
Dec 24	SEA	0	0	0	0	0.0	0.0	0	0	0	0	0	0	0	0	0	0	0	0
Dec 31	@ HOU	0	0	0	0	0.0	0.0	0	0	0	0	0	0	0	0	0	0	0	0
W18	JAX	0	0	0	0	0.0	0.0	0	0	0	0	0	0	0	0	0	0	0	0
2023 Totals		1 / 0	4	1	3	1.5	9.5	11	1	0	0	0	0	1	0	0	0	0	0

2023 TENNESSEE TITANS INDIVIDUAL GAME-BY-GAME DEFENSIVE STATISTICS

NAQUAN JONES (DL)

Date	Opp	GP / GS	TACKLES . . .							INTERCEPTIONS . . .					FUMBLES . . .			
			Tot	Solo	Asst	Sk	Yds	QBP	TFL	No	Yds	Lg	TD	PD	FF	FR	Yds	SpT
Sept 10	@ NO	p	1	0	1	0.0	0.0	0	0	0	0	0	0	0	0	0	0	0
Sept 17	LAC	0	0	0	0	0.0	0.0	0	0	0	0	0	0	0	0	0	0	0
Sept 24	@ CLE	0	0	0	0	0.0	0.0	0	0	0	0	0	0	0	0	0	0	0
Oct 1	CIN	0	0	0	0	0.0	0.0	0	0	0	0	0	0	0	0	0	0	0
Oct 8	@ IND	0	0	0	0	0.0	0.0	0	0	0	0	0	0	0	0	0	0	0
Oct 15	BAL	0	0	0	0	0.0	0.0	0	0	0	0	0	0	0	0	0	0	0
Oct 29	ATL	0	0	0	0	0.0	0.0	0	0	0	0	0	0	0	0	0	0	0
Nov 2	@ PIT	0	0	0	0	0.0	0.0	0	0	0	0	0	0	0	0	0	0	0
Nov 12	@ TB	0	0	0	0	0.0	0.0	0	0	0	0	0	0	0	0	0	0	0
Nov 19	@ JAX	0	0	0	0	0.0	0.0	0	0	0	0	0	0	0	0	0	0	0
Nov 26	CAR	0	0	0	0	0.0	0.0	0	0	0	0	0	0	0	0	0	0	0
Dec 3	IND	0	0	0	0	0.0	0.0	0	0	0	0	0	0	0	0	0	0	0
Dec 11	@ MIA	0	0	0	0	0.0	0.0	0	0	0	0	0	0	0	0	0	0	0
Dec 17	HOU	0	0	0	0	0.0	0.0	0	0	0	0	0	0	0	0	0	0	0
Dec 24	SEA	0	0	0	0	0.0	0.0	0	0	0	0	0	0	0	0	0	0	0
Dec 31	@ HOU	0	0	0	0	0.0	0.0	0	0	0	0	0	0	0	0	0	0	0
W18	JAX	0	0	0	0	0.0	0.0	0	0	0	0	0	0	0	0	0	0	0
2023 Totals		1 / 0	1	0	1	0.0	0.0	0	0	0	0	0	0	0	0	0	0	0
Other Tackles: (none)																		
Other Sacks: (none)																		

2023 TENNESSEE TITANS GAME-BY-GAME FIELD GOALS AND SCORING BY QUARTER

		TITANS							OPPONENTS						
Date	Opp	1ST	2ND	3RD	4TH	OT	TOTAL	TITANS FIELD GOALS	1ST	2ND	3RD	4TH	OT	TOTAL	OPPONENTS FG
Sept 10	@ NO	6	3	0	6	0	15	N. Folk (50), (27), (31), (45), (29)	3	3	10	0	0	16	B. Grupe (26), (33), (52)
Sept 17	LAC														
Sept 24	@ CLE														
Oct 1	CIN														
Oct 8	@ IND														
Oct 15	BAL														
Oct 29	ATL														
Nov 2	@ PIT														
Nov 12	@ TB														
Nov 19	@ JAX														
Nov 26	CAR														
Dec 3	IND														
Dec 11	@ MIA														
Dec 17	HOU														
Dec 24	SEA														
Dec 31	@ HOU														
W18	JAX														
2023 Totals		6	3	0	6	0	15		3	3	10	0	0	16	

2023 TENNESSEE TITANS GAME-BY-GAME SCORING

Game 1: Titans @ Saints, Sept. 10, 2023

Team	Qtr	Time	Play Description (Drive Plays-Yards, Time)	Titans	Saints
Titans	1	13:40	N.Folk 50 yd. Field Goal (4--8, 1:16)	3	0
Saints	1	10:18	B.Grupe 26 yd. Field Goal (9-67, 3:22)	3	3
Titans	1	3:07	N.Folk 27 yd. Field Goal (11-66, 7:11)	6	3
Saints	2	7:37	B.Grupe 33 yd. Field Goal (7-14, 2:17)	6	6
Titans	2	1:40	N.Folk 31 yd. Field Goal (7-57, 2:49)	9	6
Saints	3	9:25	B.Grupe 52 yd. Field Goal (7-60, 3:30)	9	9
Saints	3	1:23	R.Shaheed 19 yd. pass from D.Carr (B.Grupe kick) (5-33, 1:45)	9	16
Titans	4	11:12	N.Folk 45 yd. Field Goal (12-48, 5:11)	12	16
Titans	4	2:17	N.Folk 29 yd. Field Goal (9-62, 4:25)	15	16

TITANS-SAINTS: GAME SUMMARY



Week 1: Titans 15, Saints 16
Sunday, Sept. 10, 2023 • 12:00 p.m. CT • Caesars Superdome



In Week 1 of the 2023 season, the Titans traveled to New Orleans to face the Saints and fell by a score of 16-15. It was a game of field goals before the Saints scored the only touchdown of the day to take the lead and the win.

The Titans took a 3-0 lead on the first possession of the game off a 50-yard field goal from **K Nick Folk**. Titans were able to gain possession to set up the score after **S Amani Hooker** forced and recovered a fumble on the opening kickoff.

The Saints responded with a field goal of their own from **K Balke Grupe** after stringing together a nine-play 67-yard drive to tie it at 3-3.

The Titans then turned in an 11-play, 66-yard drive that ended with another field goal by Folk, this one from 27 yards, and it was 6-3 Tennessee at the 3:07 mark of the first quarter.

After another Grupe field goal made it 6-6 midway through the second quarter, Folk added his third field goal of the game, a 31-yard kick, making it 9-6 Titans with 1:40 remaining in the first half. The seven-play 57-yard field goal drive was highlighted by a 46-yard gain by **RB Derrick Henry** off a screen pass from **QB Ryan Tannehill**.

Tennessee held a 9-6 lead going into halftime after Hooker came up with his second takeaway of the day after intercepting **QB Derek Carr** with 37 seconds remaining in the half.

S Marcus Maye intercepted Tannehill on the opening drive of the second half at the New Orleans one-yard line. The Saints drove down and settled for another field goal by Grupe to tie it 9-9.

Later in the third quarter, the Saints made the Titans pay after Tannehill's third interception of the game, as Carr connected with **WR Rashid Shaheed** for a 19-yard touchdown pass to make it 16-9 with 1:23 left to play in the stanza.

The Titans then strung together a 12-play 48-yard drive highlighted by three first down completions from Tannehill that culminated in a 45-yard field goal by Folk to make it 16-12.

Folk made his fifth field goal of the day with 2:17 left to bring Tennessee within one. But the Titans never got the ball back, as the Saints offense converted two third-down opportunities to run out the clock and seal the victory.

SCORING

	1	2	3	4	Final
Tennessee	6	3	0	6	15
New Orleans	3	3	10	0	16

TEAM	SCORING PLAY	TIME
Titans	N.Folk 50 yd. Field Goal	1-13:40
Saints	B.Grupe 26 yd. Field Goal	1-10:18
Titans	N.Folk 27 yd. Field Goal	1-3:07
Saints	B.Grupe 33 yd. Field Goal	2-7:37
Titans	N.Folk 31 yd. Field Goal	2-1:40
Saints	B.Grupe 52 yd. Field Goal	3-9:25
Saints	R.Shaheed 19 yd. pass from D.Carr (B.Grupe kick)	3-1:23
Titans	N.Folk 45 yd. Field Goal	4-11:12
Titans	N.Folk 29 yd. Field Goal	4-2:17

Missed FGs: None

Attendance: 70,024

Time of Game: 3:17

Weather: Inside

Referee: Ronald Torbert



TEAM STATISTICS

	Titans	Saints
TOTAL FIRST DOWNS	16	15
THIRD DOWN EFFICIENCY	2-12-16.7%	7-16-43.8%
FOURTH DOWN EFFICIENCY	0-0-0.0%	0-0-0.0%
TOTAL NET YARDS	285	351
Plays - Avg.	59-4.8	64-5.5
NET YARDS RUSHING	104	69
Rushes - Avg.	22-4.7	27-2.6
NET YARDS PASSING	181	282
Sacks - Yards Lost	3-17	4-23
PASS ATT-COMP-INT	34-16-3	33-23-1
PUNTS - Avg.	3-35.7	5-48.2
Net Punting Average	33.7	40.8
PUNT RETURNS - Yards	4-37	2-6
KICKOFF RETURNS - Yards	0-0	5-110
INTERCEPTIONS - Yards	1-10	3-5
PENALTIES Number and Yards	6-45	7-45
FUMBLES Number and Lost	0-0	2-1
TOUCHDOWNS	0	1
EXTRA POINTS Made-Attempts	0-0	1-1
RED ZONE EFFICIENCY	0-3-0%	1-4-25%
GOAL TO GO EFFICIENCY	0-0-0%	0-1-0%
SAFETIES	0	0
GIVEAWAYS	3	2
TAKEAWAYS	2	3
TIME OF POSSESSION	31:20	28:40

TITANS STARTERS

OFFENSE		DEFENSE	
WR 16	T. Burks	DL 96	D. Autry
TE 85	C. Okonkwo	DT 93	T. Tart
TE 88	T. Wesco	DT 98	J. Simmons
LT 71	A. Dillard	DT 95	K. Peko
LG 77	P. Skoronski	LB 2	A. Al-Shaair
C 55	A. Brewer	LB 50	J. Gibbens
RG 60	D. Brunskill	OLB 58	H. Landry
RT 66	C. Hubbard	CB 0	S. Murphy-Bunting
WR 10	D. Hopkins	S 31	K. Byard
QB 17	R. Tannehill	S 37	A. Hooker
RB 22	D. Henry	CB 26	K. Fulton

SAINTS STARTERS

OFFENSE		DEFENSE	
WR 13	M. Thomas	RDE 96	C. Granderson
WR 12	C. Olave	DT 99	K. Saunders
LT 70	T. Penning	DT 93	N. Shepherd
LG 74	J. Hurst	LDE 94	C. Jordan
C/G 78	E. McCoy	LB 20	P. Werner
RG 51	C. Ruiz	LB 56	D. Davis
RT 71	R. Ramczyk	SAM 53	Z. Baun
TE 83	J. Johnson	LCB 29	P. Adebo
TE 87	F. Moreau	SS 6	M. Maye
QB 4	D. Carr	FS 32	T. Mathieu
RB 21	J. Williams	RCB 23	M. Lattimore

TITANS INDIVIDUAL STATISTICS

Rushing	Att	Yds	Avg	Lg	TD
D. Henry	15	63	4.2	18	0
T. Spears	3	27	9.0	17	0
T. Burks	1	9	9.0	9	0
R. Tannehill	3	5	1.7	2	0
Total	22	104	4.7	18	0

Passing	Att	Cmp	Yds	TD	Lg	IN	Rt
R. Tannehill	34	16	198	0	46	3	28.8
Total	34	16	198	0	46	3	28.8

Receiving	No	Yds	Avg	Lg	TD
D. Hopkins	7	65	9.3	16	0
N. Westbrook-Ikhine	4	58	14.5	24	0
D. Henry	2	56	28.0	46	0
T. Burks	2	18	9.0	14	0
T. Spears	1	1	1.0	1	0
Total	16	198	12.4	46	0

Interceptions	No	Yds	Avg	Lg	TD
A. Hooker	1	10	10.0	10	0
Total	1	10	10.0	10	0

Leading Tacklers (Press Box Totals)
 K. Byard 9-6-3; E. Molden 8-6-2; J. Gibbens 7-6-1

Sacks: D. Autry 1.5; A. Key 1.5; J. Simmons 1
FF: S. Murphy-Bunting 1; A. Hooker 1
FR: A. Hooker 1

SAINTS INDIVIDUAL STATISTICS

Rushing	Att	Yds	Avg	Lg	TD
J. Williams	18	45	2.5	11	0
R. Shaheed	2	11	5.5	6	0
T. Jones	1	5	5.0	5	0
D. Carr	3	4	1.3	7	0
T. Hill	3	4	1.3	4	0
Total	27	69	2.6	11	0

Passing	Att	Cmp	Yds	TD	Lg	IN	Rt
D. Carr	33	23	305	1	45	1	96.1
Total	33	23	305	1	45	1	96.1

Receiving	No	Yds	Avg	Lg	TD
C. Olave	8	112	14.0	45	0
R. Shaheed	5	89	17.8	41	1
M. Thomas	5	61	12.2	25	0
J. Johnson	3	36	12.0	27	0
J. Williams	2	7	3.5	5	0
Total	23	305	13.3	45	1

Interceptions	No	Yds	Avg	Lg	TD
M. Maye	1	5	5.0	5	0
M. Lattimore	1	0	0.0	0	0
P. Adebo	1	0	0.0	0	0
Total	3	5	1.7	5	0

Leading Tacklers (Press Box Totals)
 D. Davis 10-9-1; P. Werner 8-3-5

Sacks: C. Granderson 1.5; P. Werner 0.5;
 C. Jordan 0.5; B. Bresee 0.5
FF: None
FR: None



TENNESSEE TITANS

MISCELLANEOUS STATISTICS

TENNESSEE TITANS RECORD WHEN ...

	2023		2022		2021		2020		2019		2018		2017		2016		2015		2014		10-YR. TOTAL		
	W	L	W	L	W	L	W	L	W	L	W	L	W	L	W	L	W	L	W	L	W	L	Pct.
Overall Record	0	1	7	10	12	5	11	5	9	7	9	7	9	7	9	7	3	13	2	14	71	76	0.483
Home	0	0	3	5	7	2	5	3	4	4	6	2	6	2	5	3	1	7	1	7	38	35	0.521
Away	0	1	4	5	5	3	6	2	5	3	3	5	3	5	4	4	2	6	1	7	33	41	0.446
By Month																							
September	0	1	1	2	2	1	3	0	2	2	3	1	2	1	1	2	1	2	1	3	16	15	0.516
October	0	0	4	0	4	1	2	1	2	2	0	3	2	2	3	2	0	3	1	3	18	17	0.514
November	0	0	2	2	2	2	3	2	2	1	2	2	3	1	2	2	1	4	0	4	17	20	0.459
December	0	0	0	5	2	1	2	2	3	2	4	1	2	3	2	1	1	3	0	4	16	22	0.421
January	0	0	0	1	2	0	1	0	0	0	0	0	0	0	1	0	0	1	0	0	4	2	0.667
vs. AFC	0	0	5	7	8	4	8	4	7	5	5	7	8	4	6	6	1	11	2	10	50	58	0.463
South	0	0	3	3	5	1	5	1	3	3	3	3	5	1	2	4	1	5	1	5	28	26	0.519
East	0	0	0	1	2	2	1	0	0	1	2	2	0	1	1	0	0	4	0	1	6	12	0.333
West	0	0	2	2	1	0	1	0	3	1	0	1	0	1	2	2	0	1	1	0	10	8	0.556
North	0	0	0	1	0	1	1	3	1	0	0	1	3	1	1	0	0	1	0	4	6	12	0.333
vs. NFC	0	1	2	3	4	1	3	1	2	2	4	0	1	3	3	1	2	2	0	4	21	18	0.538
South	0	1	0	0	1	0	0	0	2	2	0	0	0	0	0	0	2	2	0	0	5	5	0.500
East	0	0	1	3	0	0	0	0	0	0	4	0	0	0	0	0	0	0	0	4	5	7	0.417
North	0	0	1	0	0	0	3	1	0	0	0	0	0	0	3	1	0	0	0	0	7	2	0.778
West	0	0	0	0	3	1	0	0	0	0	0	0	1	3	0	0	0	0	0	0	4	4	0.500
Playing Conditions																							
On grass	0	0	5	8	8	3	8	4	6	7	7	4	8	6	8	5	2	9	2	11	54	57	0.486
On synthetic grass	0	1	2	2	4	2	3	1	3	0	2	3	1	1	1	2	1	4	0	3	17	19	0.472
Outdoors	0	0	6	10	11	5	9	5	7	7	9	5	9	6	8	5	2	11	2	14	63	68	0.481
Indoors	0	1	1	0	1	0	2	0	2	0	0	2	0	1	1	2	1	2	0	0	8	8	0.500
Day	0	1	6	6	9	5	9	3	9	6	7	5	8	6	8	7	3	12	2	12	61	63	0.492
Night	0	0	1	4	3	0	2	2	0	1	2	2	1	1	1	0	0	1	0	2	10	13	0.435
Temp. 85 or higher	0	0	0	0	0	0	0	0	0	1	1	1	1	1	1	1	0	0	0	0	3	4	0.429
Temp. 32 or lower	0	0	1	1	0	0	0	1	0	0	0	0	1	0	1	0	0	0	0	1	3	3	0.500
In white jerseys	0	1	3	5	4	3	7	1	4	5	5	4	2	4	3	6	1	6	2	13	31	48	0.392
In navy jerseys	0	0	2	4	5	2	3	2	3	1	3	2	6	1	4	1	2	6	0	1	28	20	0.583
In light blue jerseys	0	0	2	1	3	0	1	2	2	1	1	1	1	2	2	0	0	1	0	0	12	8	0.600
Following a win	0	0	5	2	8	3	6	4	4	4	6	3	5	3	3	5	0	3	0	2	37	29	0.561
Following a loss	0	0	2	7	4	1	4	1	4	3	3	3	4	3	6	1	2	10	1	12	30	41	0.423
Win coin toss	0	1	2	6	7	2	2	3	6	3	4	0	4	4	6	5	2	5	2	10	35	39	0.473
Lose coin toss	0	0	5	4	5	3	9	2	3	4	5	7	5	3	3	2	1	8	0	4	36	37	0.493
Titans score on 1st drive	0	1	3	3	2	1	7	1	3	0	5	3	5	1	3	2	1	3	0	2	29	17	0.630
Opp. scores on 1st drive	0	0	1	4	3	3	1	4	6	2	3	4	3	4	2	6	1	6	1	6	21	39	0.350
Titans score first	0	1	5	6	7	2	10	1	3	1	6	3	7	1	6	3	2	5	0	5	46	28	0.622
Opponent scores first	0	0	2	4	5	3	1	4	6	6	3	4	2	6	3	4	1	8	2	9	25	48	0.342
Lead after 1 quarter	0	1	5	3	6	2	7	1	2	1	7	2	5	0	6	1	2	2	0	5	40	18	0.690
Tied after 1 quarter	0	0	2	4	2	0	2	0	5	3	0	0	3	2	1	0	0	3	1	1	16	13	0.552
Trail after 1 quarter	0	0	0	3	4	3	2	4	2	3	2	5	1	5	2	6	1	8	1	8	15	45	0.250
Lead at half	0	1	6	3	8	2	8	1	5	1	4	0	6	1	7	1	2	2	2	5	48	17	0.738
Tied at half	0	0	0	2	0	0	1	0	3	0	2	0	1	1	0	0	0	1	0	1	7	5	0.583
Trail at half	0	0	1	5	4	3	2	4	1	6	3	7	2	5	2	6	1	10	0	8	16	54	0.229

	2023		2022		2021		2020		2019		2018		2017		2016		2015		2014		10-YR. TOTAL		
	W	L	W	L	W	L	W	L	W	L	W	L	W	L	W	L	W	L	W	L	W	L	Pct.
Lead after 3 quarters	0	0	7	4	8	1	8	0	5	1	6	0	6	1	7	0	2	3	2	3	51	13	0.797
Tied after 3 quarters	0	0	0	2	1	0	1	0	2	1	0	0	1	2	0	0	0	0	0	0	5	5	0.500
Trail after 3 quarters	0	1	0	4	3	4	2	5	2	5	3	7	2	4	2	7	1	10	0	11	15	58	0.205
Outcome 7 points or less	0	1	5	6	6	2	7	2	3	3	4	3	6	4	6	3	2	6	1	4	40	34	0.541
Outcome 3 points or less	0	1	1	3	6	1	4	1	2	2	3	2	2	1	4	0	1	4	1	3	24	18	0.571
In Overtime	0	0	0	1	2	1	2	0	0	0	1	0	1	0	0	0	1	0	0	0	7	2	0.778
Score 20 or more points	0	0	4	2	12	1	10	3	9	3	7	1	7	2	6	3	3	3	1	4	59	22	0.728
Allow 20 or fewer points	0	1	6	5	7	1	4	0	6	4	7	2	7	2	5	1	1	4	2	2	45	22	0.672
Outgain opponent	0	0	2	1	7	3	7	1	4	4	6	1	5	1	5	3	3	4	1	3	40	21	0.656
Even yardage	0	0	0	0	0	0	0	0	0	0	0	0	0	0	0	0	0	0	0	0	0	0	0.000
Out-rush opponent	0	1	6	8	9	4	9	2	8	3	5	1	8	1	8	4	3	4	1	2	57	30	0.655
Out-pass opponent	0	0	1	2	3	1	4	1	2	3	3	2	2	3	2	3	2	5	1	6	20	26	0.435
+ Turnover Margin	0	0	3	4	8	1	7	1	5	3	4	1	4	0	5	2	2	1	2	1	40	14	0.741
Even turnover margin	0	0	2	2	2	0	3	1	3	0	5	0	4	3	2	1	0	5	0	3	21	15	0.583
- Turnover margin	0	1	2	4	2	4	1	3	1	4	0	6	1	4	2	4	1	7	0	10	10	47	0.175
Titans 300+ yards	0	0	4	5	8	4	10	2	7	4	6	3	5	4	7	6	3	3	1	9	51	40	0.560
Titans -300 yards	0	1	3	5	4	1	1	3	2	3	3	4	4	3	2	1	0	10	1	5	20	36	0.357
Titans 30+ rushes	0	0	4	2	8	3	10	1	5	0	6	1	6	0	5	1	2	1	1	1	47	10	0.825
Titans -30 rushes	0	1	3	8	4	2	1	4	4	7	3	6	3	7	4	6	1	12	1	13	24	66	0.267
Time of poss. 30:00 +	0	1	4	3	9	4	7	0	1	2	6	2	6	1	7	4	3	6	1	4	44	27	0.620
Time of poss. - 30:00	0	0	3	7	3	1	4	5	8	5	3	5	3	6	2	3	0	7	1	10	27	49	0.355
Have 100-yard rusher	0	0	4	5	5	3	8	2	6	0	2	0	3	0	3	2	1	0	0	0	32	12	0.727
(D. Foreman)	-	-	-	-	1	2	0	0	-	-	-	-	-	-	-	-	-	-	-	-	1	2	0.333
(D. Henry)	0	0	4	5	4	1	8	2	6	0	2	0	2	0	0	0	-	-	-	-	26	8	0.765
(D. Hilliard)	-	-	0	0	0	1	-	-	-	-	-	-	-	-	-	-	-	-	-	-	0	1	0.000
(M. Mariota)	-	-	-	-	-	-	-	-	0	0	0	0	0	0	0	0	1	0	-	-	1	0	1.000
(D. Murray)	-	-	-	-	-	-	-	-	-	-	-	1	0	3	2	-	-	-	-	-	4	2	0.667
Have 100-yard receiver	0	0	2	0	5	1	8	3	4	1	3	1	0	1	4	1	2	2	0	4	28	14	0.667
(A. Brown)	-	-	-	-	3	0	3	1	4	1	-	-	-	-	-	-	-	-	-	-	10	2	0.833
(T. Burks)	0	0	1	0	-	-	-	-	-	-	-	-	-	-	-	-	-	-	-	-	1	0	1.000
(C. Davis)	-	-	-	-	-	-	3	2	0	0	2	0	0	0	-	-	-	-	-	-	5	2	0.714
(A. Firkser)	-	-	-	-	0	0	1	0	0	0	0	0	-	-	-	-	-	-	-	-	1	0	1.000
(D. Green-Beckham)	-	-	-	-	-	-	-	-	-	-	-	-	-	-	-	-	1	1	-	-	1	1	0.500
(M. Johnson)	-	-	-	-	1	0	-	-	-	-	-	-	-	-	-	-	-	-	-	-	1	0	1.000
(J. Jones)	-	-	-	-	1	0	-	-	-	-	-	-	-	-	-	-	-	-	-	-	1	0	1.000
(R. Matthews)	-	-	-	-	-	-	-	-	-	-	0	0	0	1	2	1	-	-	-	-	2	2	0.500
(K. Raymond)	-	-	-	-	-	-	1	0	0	0	-	-	-	-	-	-	-	-	-	-	1	0	1.000
(T. Sharpe)	-	-	-	-	-	-	-	-	0	0	0	1	0	0	0	0	-	-	-	-	0	1	0.000
(T. Taylor)	-	-	-	-	-	-	-	-	-	-	1	0	0	0	-	-	-	-	-	-	1	0	1.000
(D. Walker)	-	-	-	-	-	-	-	-	0	0	0	0	0	0	1	0	0	1	0	2	1	3	0.250
(N. Washington)	-	-	-	-	-	-	-	-	-	-	-	-	-	-	-	-	-	-	0	1	0	1	0.000
(N. Westbrook-Ikhine)	0	0	1	0	0	1	0	0	-	-	-	-	-	-	-	-	-	-	-	-	1	1	0.500
(K. Wright)	-	-	-	-	-	-	-	-	-	-	-	-	-	-	1	0	1	0	0	1	2	1	0.667
Have 300-yard passer	0	0	1	0	1	1	2	1	2	2	1	1	1	1	0	1	1	1	0	1	9	9	0.500
(M. Mariota)	-	-	-	-	-	-	-	-	0	1	1	1	1	1	0	1	1	1	-	-	3	5	0.375
(R. Tannehill)	0	0	1	0	1	1	2	1	2	1	-	-	-	-	-	-	-	-	-	-	6	3	0.667
(Z. Mettenberger)	-	-	-	-	-	-	-	-	-	-	-	-	-	-	-	-	0	0	0	1	0	1	0.000
Oppon. 100-yard rusher	0	0	0	1	1	0	2	1	0	2	1	2	0	1	0	1	0	3	0	7	4	18	0.182
Oppon. 100-yard receiver	0	1	2	6	3	1	5	2	5	3	3	3	2	4	5	4	2	5	1	6	28	35	0.444
Oppon. 300-yard passer	0	1	3	5	4	1	4	2	5	0	2	1	2	2	5	2	2	1	1	3	28	18	0.609

2023 TENNESSEE TITANS SUPERLATIVES

TITANS

LONGEST RUN FROM SCRIMMAGE:	18	by Derrick Henry at New Orleans, 9/10
LONGEST PASS COMPLETION:	46	by Ryan Tannehill to Derrick Henry at New Orleans, 9/10
LONGEST PUNT RETURN:	14	by Kearis Jackson at New Orleans, 9/10
LONGEST KICKOFF RETURN:	N/A	
LONGEST INTERCEPTION RETURN:	10	by Amani Hooker at New Orleans, 9/10
LONGEST PUNT:	62	by Ryan Stonehouse at New Orleans, 9/10
LONGEST FIELD GOAL:	50	by Nick Folk at New Orleans, 9/10
MOST RUSHING ATTEMPTS:	15	by Derrick Henry at New Orleans, 9/10
MOST YARDS RUSHING:	63	by Derrick Henry at New Orleans, 9/10
MOST PASSES ATTEMPTED:	34	by Ryan Tannehill at New Orleans, 9/10
MOST YARDS PASSING:	198	by Ryan Tannehill at New Orleans, 9/10
MOST PASSES CAUGHT:	7	by DeAndre Hopkins at New Orleans, 9/10
MOST YARDS ON RECEPTIONS:	65	by DeAndre Hopkins at New Orleans, 9/10
MOST TOUCHDOWN PASSES:	N/A	
MOST INTERCEPTIONS THROWN:	3	by Ryan Tannehill at New Orleans, 9/10
MOST RUSHING TOUCHDOWNS:	N/A	
MOST TOUCHDOWN RECEPTIONS:	N/A	

OPPONENTS

LONGEST RUN FROM SCRIMMAGE:	11	by Jamaal Williams at New Orleans, 9/10
LONGEST PASS COMPLETION:	45	by Derek Carr to Chris Olave at New Orleans, 9/10
LONGEST PUNT RETURN:	6	by Rashid Shaheed at New Orleans, 9/10
LONGEST KICKOFF RETURN:	27	by Rashid Shaheed at New Orleans, 9/10
LONGEST INTERCEPTION RETURN:	5	by Marcus Maye at New Orleans, 9/10
LONGEST PUNT:	52	by Lou Hedley at New Orleans, 9/10
LONGEST FIELD GOAL:	52	by Blake Grupe at New Orleans, 9/10
MOST RUSHING ATTEMPTS:	18	by Jamaal Williams at New Orleans, 9/10
MOST YARDS RUSHING:	45	by Jamaal Williams at New Orleans, 9/10
MOST PASSES ATTEMPTED:	33	by Derek Carr at New Orleans, 9/10
MOST YARDS PASSING:	305	by Derek Carr at New Orleans, 9/10
MOST PASSES CAUGHT:	8	by Chris Olave at New Orleans, 9/10
MOST YARDS ON RECEPTIONS:	112	by Chris Olave at New Orleans, 9/10
MOST TOUCHDOWN PASSES:	1	by Derek Carr at New Orleans, 9/10
MOST INTERCEPTIONS THROWN:	1	by Derek Carr at New Orleans, 9/10
MOST RUSHING TOUCHDOWNS:	N/A	
MOST TOUCHDOWN RECEPTIONS:	1	by Rashid Shaheed at New Orleans, 9/10

TITANS HIGHS AND LOWS

	<u>HIGH</u>		<u>LOW</u>	
POINTS:	15	at New Orleans, 9/10	15	at New Orleans, 9/10
FIRST DOWNS:	16	at New Orleans, 9/10	16	at New Orleans, 9/10
NET RUSHING YARDS:	104	at New Orleans, 9/10	104	at New Orleans, 9/10
NET PASSING YARDS:	181	at New Orleans, 9/10	181	at New Orleans, 9/10
TOTAL OFFENSE:	285	at New Orleans, 9/10	285	at New Orleans, 9/10
TOTAL PLAYS:	59	at New Orleans, 9/10	59	at New Orleans, 9/10
RUSHING ATTEMPTS:	22	at New Orleans, 9/10	22	at New Orleans, 9/10
PASSING ATTEMPTS:	34	at New Orleans, 9/10	34	at New Orleans, 9/10
PASSES COMPLETED:	16	at New Orleans, 9/10	16	at New Orleans, 9/10
PASSES HAD INT.:	3	at New Orleans, 9/10	3	at New Orleans, 9/10
FUMBLES LOST:	0	at New Orleans, 9/10	0	at New Orleans, 9/10
NUMBER OF PENALTIES:	6	at New Orleans, 9/10	6	at New Orleans, 9/10
YARDS PENALIZED:	45	at New Orleans, 9/10	45	at New Orleans, 9/10
TIME OF POSSESSION:	31:20	at New Orleans, 9/10	31:20	at New Orleans, 9/10

OPPONENTS HIGHS AND LOWS

	<u>HIGH</u>		<u>LOW</u>	
POINTS:	16	at New Orleans, 9/10	16	at New Orleans, 9/10
FIRST DOWNS:	15	at New Orleans, 9/10	15	at New Orleans, 9/10
NET RUSHING YARDS:	69	at New Orleans, 9/10	69	at New Orleans, 9/10
NET PASSING YARDS:	282	at New Orleans, 9/10	282	at New Orleans, 9/10
TOTAL OFFENSE:	351	at New Orleans, 9/10	351	at New Orleans, 9/10
TOTAL PLAYS:	64	at New Orleans, 9/10	64	at New Orleans, 9/10
RUSHING ATTEMPTS:	27	at New Orleans, 9/10	27	at New Orleans, 9/10
PASSING ATTEMPTS:	33	at New Orleans, 9/10	33	at New Orleans, 9/10
PASSES COMPLETED:	23	at New Orleans, 9/10	23	at New Orleans, 9/10
PASSES HAD INT.:	1	at New Orleans, 9/10	1	at New Orleans, 9/10
FUMBLES LOST:	1	at New Orleans, 9/10	1	at New Orleans, 9/10
NUMBER OF PENALTIES:	7	at New Orleans, 9/10	7	at New Orleans, 9/10
YARDS PENALIZED:	45	at New Orleans, 9/10	45	at New Orleans, 9/10
TIME OF POSSESSION:	28:40	at New Orleans, 9/10	28:40	at New Orleans, 9/10

LONGEST 2023 SCORING DRIVES

Most Plays:	Titans	12	at New Orleans, 9/10, 48 yards, 5:11, FG
	Opponent	9	at New Orleans, 9/10, 67 yards, 3:22, FG
Most Yards:	Titans	66	at New Orleans, 9/10, 11 plays, 7:11, FG
	Opponent	67	at New Orleans, 9/10, 9 plays, 3:22, FG
Most Time:	Titans	7:11	at New Orleans, 9/10, 11 plays, 66 yards, FG
	Opponent	3:30	at New Orleans, 9/10, 7 plays, 60 yards, FG

TURNOVER ANALYSIS

PLUS-MINUS TURNOVER RATIO

	<u>Takeaways</u>	<u>Turnovers</u>	<u>Ratio</u>
1 st Half	2	1	+1
1 st quarter	1	0	+1
2 nd quarter	1	1	0
2 nd Half	0	2	-2
3 rd quarter	0	2	-2
4 th quarter	0	0	0
Overtime	0	0	0
Totals	2	3	-1

GAME-BY-GAME TURNOVER RATIO

<u>Date</u>	<u>Opponent</u>	<u>Takeaways</u>	<u>Turnovers</u>	<u>Ratio</u>	<u>Result</u>
9/10	at New Orleans	2	3	-1	L

FUMBLES

<u>Player</u>	<u>Fumbles</u>	<u>Lost</u>
TOTALS	0	0
OPPONENTS	2	1

BIG PLAYS (30 OR MORE YARDS FROM SCRIMMAGE)

TITANS BIG PLAYS

1. 46 -yard pass from Ryan Tannehill to Derrick Henry at New Orleans, 9/10

OPPONENTS BIG PLAYS

1. 45 -yard pass from Derek Carr to Chris Olave at New Orleans, 9/10
2. 41 -yard pass from Derek Carr to Rashid Shaheed at New Orleans, 9/10

INACTIVE PLAYERS

<u>Date</u>	<u>Opponent</u>	<u>Inactive Players</u>
9/10	at New Orleans	Avery, Dowell, Duncan, Levis, Murphy, Peevy, Radunz

DRIVE ENGINEERING TITANS

QB	Game	Drives Started	Drives Ended By . . .									Points Yield	Points/ Drive	Drive Eff.											
			TD	FG	FGA	PNT	DWN	TRN	SAF	GM	HLF														
Tannehill	9/10 at NO	12	0	5	5	3	0	3	0	0	1	15	1.3	41.7%											
	9/17 LAC																								
	9/24 at CLE																								
	10/1 CIN																								
	10/8 at IND																								
	10/15 BAL																								
	10/29 ATL																								
	11/2 at PIT																								
	11/12 at TB																								
	11/19 at JAX																								
	11/26 CAR																								
	12/3 IND																								
	12/11 at MIA																								
	12/17 HOU																								
	12/24 SEA																								
	12/31 at HOU																								
1/7 JAX																									
TANNEHILL TOTALS		12	0	5	5	3	0	3	0	0	1	15	1.3	41.7%											
TEAM TOTALS		12	0	5	5	3	0	3	0	0	1	15	1.3	41.7%											

OPPONENTS

QB	Game	Drives Started	Drives Ended By . . .									Points Yield	Points/ Drive	Drive Eff.											
			TD	FG	FGA	PNT	DWN	TRN	SAF	GM	HLF														
Carr	9/10 at NO	12	1	3	3	5	0	2	0	1	0	16	1.3	33.3%											
	9/17 LAC																								
	9/24 at CLE																								
	10/1 CIN																								
	10/8 at IND																								
	10/15 BAL																								
	10/29 ATL																								
	11/2 at PIT																								
	11/12 at TB																								
	11/19 at JAX																								
	11/26 CAR																								
	12/3 IND																								
	12/11 at MIA																								
	12/17 HOU																								
	12/24 SEA																								
	12/31 at HOU																								
1/7 JAX																									
OPPONENTS TOTALS		12	1	3	3	5	0	2	0	1	0	16	1.3	33.3%											

THIRD DOWN EFFICIENCY

TITANS

Game	THIRD DOWN AND ...											TOTAL	PCT.										
	1	2	3	4	5	6	7	8	9	10+													
	Made	Att.	Made	Att.	Made	Att.	Made	Att.	Made	Att.	Made	Att.	Made	Att.									
9/10 at NO	0	0	1	1	0	0	0	0	0	2	0	2	0	1	0	0	0	2	1	4	2	12	16.7
9/17 LAC																							
9/24 at CLE																							
10/1 CIN																							
10/8 at IND																							
10/15 BAL																							
10/29 ATL																							
11/2 at PIT																							
11/12 at TB																							
11/19 at JAX																							
11/26 CAR																							
12/3 IND																							
12/11 at MIA																							
12/17 HOU																							
12/24 SEA																							
12/31 at HOU																							
1/7 JAX																							
TOTALS	0	0	1	1	0	0	0	0	0	2	0	2	0	1	0	0	0	2	1	4	2	12	16.7

	Made	Att.	Pct.
Titans third down and 1 - 4:	1	1	100.0
Titans third down and 5 - 9:	0	7	0.0
Titans third down and 10+ :	1	4	25.0

OPPONENTS

Game	THIRD DOWN AND ...											TOTAL	PCT.								
	1	2	3	4	5	6	7	8	9	10+											
	Made	Att.	Made	Att.	Made	Att.	Made	Att.	Made	Att.	Made	Att.	Made	Att.							
9/10 at NO	1	2	0	0	1	1	1	1	1	1	1	3	0	1	0	1	1	5	7	16	43.8
9/17 LAC																					
9/24 at CLE																					
10/1 CIN																					
10/8 at IND																					
10/15 BAL																					
10/29 ATL																					
11/2 at PIT																					
11/12 at TB																					
11/19 at JAX																					
11/26 CAR																					
12/3 IND																					
12/11 at MIA																					
12/17 HOU																					
12/24 SEA																					
12/31 at HOU																					
1/7 JAX																					
TOTALS	1	2	0	0	1	1	1	1	1	1	1	3	0	1	0	1	1	5	7	16	43.8

	Made	Att.	Pct.
Opponents third down and 1 - 4:	3	4	75.0
Opponents third down and 5 - 9:	3	7	42.9
Opponents third down and 10+ :	1	5	20.0

INSIDE THE 20 EFFICIENCY

Game	Results	Total										Total Points	Scoring Eff.	TD Eff.		
		Succ. / Att.	TD	FG	FGA	Int	Fum	Dwn	Gm	Hlf	Punt					
9/10 at NO																
Titans:	3 3 3	3 / 3	0	3	3	0	0	0	0	0	0	0	9	100.0%	0.0%	
Opponents:	3 3 7 Gm	3 / 4	1	2	2	0	0	0	1	0	0	13	75.0%	25.0%		
9/17 LAC																
Titans:		0 / 0	0	0	0	0	0	0	0	0	0	0	0	-	-	
Opponents:		0 / 0	0	0	0	0	0	0	0	0	0	0	0	-	-	
9/24 at CLE																
Titans:		0 / 0	0	0	0	0	0	0	0	0	0	0	0	-	-	
Opponents:		0 / 0	0	0	0	0	0	0	0	0	0	0	0	-	-	
10/1 CIN																
Titans:		0 / 0	0	0	0	0	0	0	0	0	0	0	0	-	-	
Opponents:		0 / 0	0	0	0	0	0	0	0	0	0	0	0	-	-	
10/8 at IND																
Titans:		0 / 0	0	0	0	0	0	0	0	0	0	0	0	-	-	
Opponents:		0 / 0	0	0	0	0	0	0	0	0	0	0	0	-	-	
10/15 BAL																
Titans:		0 / 0	0	0	0	0	0	0	0	0	0	0	0	-	-	
Opponents:		0 / 0	0	0	0	0	0	0	0	0	0	0	0	-	-	
10/29 ATL																
Titans:		0 / 0	0	0	0	0	0	0	0	0	0	0	0	-	-	
Opponents:		0 / 0	0	0	0	0	0	0	0	0	0	0	0	-	-	
11/2 at PIT																
Titans:		0 / 0	0	0	0	0	0	0	0	0	0	0	0	-	-	
Opponents:		0 / 0	0	0	0	0	0	0	0	0	0	0	0	-	-	
11/12 at TB																
Titans:		0 / 0	0	0	0	0	0	0	0	0	0	0	0	-	-	
Opponents:		0 / 0	0	0	0	0	0	0	0	0	0	0	0	-	-	
11/19 at JAX																
Titans:		0 / 0	0	0	0	0	0	0	0	0	0	0	0	-	-	
Opponents:		0 / 0	0	0	0	0	0	0	0	0	0	0	0	-	-	
11/26 CAR																
Titans:		0 / 0	0	0	0	0	0	0	0	0	0	0	0	-	-	
Opponents:		0 / 0	0	0	0	0	0	0	0	0	0	0	0	-	-	
12/3 IND																
Titans:		0 / 0	0	0	0	0	0	0	0	0	0	0	0	-	-	
Opponents:		0 / 0	0	0	0	0	0	0	0	0	0	0	0	-	-	
12/11 at MIA																
Titans:		0 / 0	0	0	0	0	0	0	0	0	0	0	0	-	-	
Opponents:		0 / 0	0	0	0	0	0	0	0	0	0	0	0	-	-	
12/17 HOU																
Titans:		0 / 0	0	0	0	0	0	0	0	0	0	0	0	-	-	
Opponents:		0 / 0	0	0	0	0	0	0	0	0	0	0	0	-	-	
12/24 SEA																
Titans:		0 / 0	0	0	0	0	0	0	0	0	0	0	0	-	-	
Opponents:		0 / 0	0	0	0	0	0	0	0	0	0	0	0	-	-	
12/31 at HOU																
Titans:		0 / 0	0	0	0	0	0	0	0	0	0	0	0	-	-	
Opponents:		0 / 0	0	0	0	0	0	0	0	0	0	0	0	-	-	
1/7 JAX																
Titans:		0 / 0	0	0	0	0	0	0	0	0	0	0	0	-	-	
Opponents:		0 / 0	0	0	0	0	0	0	0	0	0	0	0	-	-	
TOTALS																
Titans:		3 / 3	0	3	3	0	0	0	0	0	0	9	100.0%	0.0%		
Opponents:		3 / 4	1	2	2	0	0	0	1	0	0	13	75.0%	25.0%		

GOAL-TO-GO SITUATIONS

Game	Results	Total											Total Points	Scoring Eff.	TD Eff.		
		Succ. / Att.	TD	FG	FGA	Int	Fum	Dwn	Gm	Hlf	Punt						
9/10 at NO																	
Titans:		0 / 0	0	0	0	0	0	0	0	0	0	0	0	0	0	-	-
Opponents:	Gm	0 / 1	0	0	0	0	0	0	0	0	1	0	0	0	0	0.0%	0.0%
9/17 LAC																	
Titans:		0 / 0	0	0	0	0	0	0	0	0	0	0	0	0	0	-	-
Opponents:		0 / 0	0	0	0	0	0	0	0	0	0	0	0	0	0	-	-
9/24 at CLE																	
Titans:		0 / 0	0	0	0	0	0	0	0	0	0	0	0	0	0	-	-
Opponents:		0 / 0	0	0	0	0	0	0	0	0	0	0	0	0	0	-	-
10/1 CIN																	
Titans:		0 / 0	0	0	0	0	0	0	0	0	0	0	0	0	0	-	-
Opponents:		0 / 0	0	0	0	0	0	0	0	0	0	0	0	0	0	-	-
10/8 at IND																	
Titans:		0 / 0	0	0	0	0	0	0	0	0	0	0	0	0	0	-	-
Opponents:		0 / 0	0	0	0	0	0	0	0	0	0	0	0	0	0	-	-
10/15 BAL																	
Titans:		0 / 0	0	0	0	0	0	0	0	0	0	0	0	0	0	-	-
Opponents:		0 / 0	0	0	0	0	0	0	0	0	0	0	0	0	0	-	-
10/29 ATL																	
Titans:		0 / 0	0	0	0	0	0	0	0	0	0	0	0	0	0	-	-
Opponents:		0 / 0	0	0	0	0	0	0	0	0	0	0	0	0	0	-	-
11/2 at PIT																	
Titans:		0 / 0	0	0	0	0	0	0	0	0	0	0	0	0	0	-	-
Opponents:		0 / 0	0	0	0	0	0	0	0	0	0	0	0	0	0	-	-
11/12 at TB																	
Titans:		0 / 0	0	0	0	0	0	0	0	0	0	0	0	0	0	-	-
Opponents:		0 / 0	0	0	0	0	0	0	0	0	0	0	0	0	0	-	-
11/19 at JAX																	
Titans:		0 / 0	0	0	0	0	0	0	0	0	0	0	0	0	0	-	-
Opponents:		0 / 0	0	0	0	0	0	0	0	0	0	0	0	0	0	-	-
11/26 CAR																	
Titans:		0 / 0	0	0	0	0	0	0	0	0	0	0	0	0	0	-	-
Opponents:		0 / 0	0	0	0	0	0	0	0	0	0	0	0	0	0	-	-
12/3 IND																	
Titans:		0 / 0	0	0	0	0	0	0	0	0	0	0	0	0	0	-	-
Opponents:		0 / 0	0	0	0	0	0	0	0	0	0	0	0	0	0	-	-
12/11 at MIA																	
Titans:		0 / 0	0	0	0	0	0	0	0	0	0	0	0	0	0	-	-
Opponents:		0 / 0	0	0	0	0	0	0	0	0	0	0	0	0	0	-	-
12/17 HOU																	
Titans:		0 / 0	0	0	0	0	0	0	0	0	0	0	0	0	0	-	-
Opponents:		0 / 0	0	0	0	0	0	0	0	0	0	0	0	0	0	-	-
12/24 SEA																	
Titans:		0 / 0	0	0	0	0	0	0	0	0	0	0	0	0	0	-	-
Opponents:		0 / 0	0	0	0	0	0	0	0	0	0	0	0	0	0	-	-
12/31 at HOU																	
Titans:		0 / 0	0	0	0	0	0	0	0	0	0	0	0	0	0	-	-
Opponents:		0 / 0	0	0	0	0	0	0	0	0	0	0	0	0	0	-	-
1/7 JAX																	
Titans:		0 / 0	0	0	0	0	0	0	0	0	0	0	0	0	0	-	-
Opponents:		0 / 0	0	0	0	0	0	0	0	0	0	0	0	0	0	-	-
TOTALS																	
Titans:		0 / 0	0	0	0	0	0	0	0	0	0	0	0	0	0	#DIV/0!	#DIV/0!
Opponents:		0 / 1	0	0	0	0	0	0	0	1	0	0	0	0	0	0.0%	0.0%

FIRST DOWNS EARNED

Total first downs earned (parentheses indicates number earned on third or fourth down)

NAME	RUSHING	PASSING	RECEIVING	PENALTY	TOTAL
Ryan Tannehill		8 (2)			8 (2)
Derrick Henry	4		1		5 ()
DeAndre Hopkins			3 (1)		3 (1)
PENALTY				3 (1)	3 (1)
Nick Westbrook-Ikhine			3 (1)		3 (1)
Treylon Burks			1		1 ()
Tyjae Spears	1				1 ()
TITANS TOTALS	5 ()	8 (2)	8 (2)	3 (1)	24 (5)

Note: One first down awarded to both passer and receiver on passes resulting in first down.

KICKOFF ANALYSIS

TITANS

FOLK	No.	No. In EZ	TB	Opp. Ret.	Ret. Yds.	Ret. Avg.	FC	Squib	Out of Bounds	Onside Rec. / Att.
9/10 at NO	6	2	1	5	110	22.0	0	0	0	0 / 0
9/17 LAC						-				/
9/24 at CLE						-				/
10/1 CIN						-				/
10/8 at IND						-				/
10/15 BAL						-				/
10/29 ATL						-				/
11/2 at PIT						-				/
11/12 at TB						-				/
11/19 at JAX						-				/
11/26 CAR						-				/
12/3 IND						-				/
12/11 at MIA						-				/
12/17 HOU						-				/
12/24 SEA						-				/
12/31 at HOU						-				/
1/7 JAX						-				/
FOLK TOTALS	6	2	1	5	110	22.0	0	0	0	0 / 0
TEAM TOTALS	6	2	1	5	110	22.0	0	0	0	0 / 0

OPPONENTS

	No.	No. In EZ	TB	Titans Ret.	Ret. Yds.	Ret. Avg.	FC	Squib	Out of Bounds	Onside Rec. / Att.
9/10 at NO	5	5	5	0	0	-	0	0	0	0 / 0
9/17 LAC						-				/
9/24 at CLE						-				/
10/1 CIN						-				/
10/8 at IND						-				/
10/15 BAL						-				/
10/29 ATL						-				/
11/2 at PIT						-				/
11/12 at TB						-				/
11/19 at JAX						-				/
11/26 CAR						-				/
12/3 IND						-				/
12/11 at MIA						-				/
12/17 HOU						-				/
12/24 SEA						-				/
12/31 at HOU						-				/
1/7 JAX						-				/
TOTALS	5	5	5	0	0	-	0	0	0	0 / 0

INSTANT REPLAY ANALYSIS

CHALLENGES BY TITANS

Game	Qtr	Time	Dwn	Dist	Play	Review Result	Explanation
9/10 at NO	1	15:00	1	10	R. Shaheed fumble recovered by A. Hooker out of bounds	Reversed	A. Hooker fumble recovered inbounds at NO 24
9/10 at NO	2	7:45	3	10	D. Carr pass intended for M. Thomas defended by A. Key	Upheld	No fumble forced by A. Key; arm going forward

Total challenges by Titans: 2

Calls reversed: 1

CHALLENGES BY OPPONENTS

Game	Qtr	Time	Dwn	Dist	Play	Review Result	Explanation
9/10 at NO	2	7:59	1	10	D. Carr pass incomplete to R. Shaheed in end zone	Upheld	R. Shaheed didn't secure the ball inbounds

Total challenges by Opponents: 1

Calls reversed: 1

CHALLENGES BY REVIEW ASSISTANT

Game	Qtr	Time	Dwn	Dist	Play	Review Result	Explanation
9/10 at NO	2	1:06	2	2	C. Olave 7-yard reception to TEN 33 for first down	Upheld	C. Olave secured the catch along the sideline
9/10 at NO	4	1:55	3	6	R. Shaheed 41-yard reception to TEN 26 for first down	Upheld	R. Shaheed got both feet inbounds along the sideline

Total reviews by Assistant: 2

Calls reversed: 0



TENNESSEE TITANS

**LAST WEEK'S
PLAY-BY-PLAY**

National Football League Game Summary

NFL Copyright © 2023 by The National Football League. All rights reserved. This summary and play-by-play is for the express purpose of assisting media in their coverage of the game; any other use of this material is prohibited without the written permission of the National Football League.

Date: Saturday, 8/19/2023

Tennessee Titans at Minnesota Vikings
at U.S. Bank Stadium, Minneapolis, MN

Start Time: 7:05 PM CDT

Game Day Weather

Game Weather: N/A (Indoors)
Closed Stadium on Artificial Turf

Temp: 89° F (31.7° C) Humidity: 57%, Wind: NW 7 mph
Outdoor Weather: Mostly Sunny

Officials

Referee: Martin, Clay (19)	Umpire: Carter II, James (183)	Down Judge: Phillips, Jerod (6)
Line Judge: Bradley, Greg (98)	Field Judge: Ramsey III, Alonzo (80)	Side Judge: Hawkshaw, Dave (107)
Back Judge: Wilson, Greg (119)	Replay Official: Matoren, Brian (0)	

Lineups

Tennessee Titans			Minnesota Vikings				
Offense		Defense	Offense		Defense		
WR 11	C.Moore	DE 92	J.Peevy	WR 5	J.Reagor	DL 52	S.Day
WR 15	N.Westbrook-Ikhine	DT 93	T.Tart	TE 34	N.Muse	DL 96	R.Blacklock
LT 71	A.Dillard	DT 59	S.Okuayinonu	LT 79	V.Lowe	DL 50	T.Smith
LG 77	P.Skoronski	OLB 99	R.Weaver	LG 66	A.Ali	OLB 43	L.Vilain
C 55	A.Brewer	LB 45	C.Campbell	C 65	A.Schlottmann	OLB 51	B.Whitley
RG 60	D.Brunskill	LB 50	J.Gibbens	RG 64	B.Brandel	LB 40	I.Pace
RT 66	C.Hubbard	DB 33	E.Garror	RT 74	O.Udoh	LB 45	T.Dye
TE 88	T.Wesco	DB 25	A.Marsh	WR 9	Tr.Jackson	CB 23	A.Booth
QB 7	M.Willis	DB 28	S.Carter	WR 19	B.Powell	CB 29	Jo.Williams
TE 87	A.Mack	CB 23	T.Avery	QB 12	N.Mullens	S 25	Th.Jackson
RB 32	T.Spears	S 44	M.Brown	RB 32	T.Chandler	S 6	L.Cine

Substitutions

P 4 R.Stonehouse, WR 5 K.Jackson, K 6 C.Shudak, WR 12 M.Kinsey, WR 13 R.McMath, WR 18 K.Philips, DB 29 J.Thompson, S 30 T.Jones, CB 36 S.Jones, RB 36 J.Chestnut, DB 38 L.Davis, RB 38 J.Patrick, S 39 M.Jackson, CB 40 A.Kendall, K 40 T.Wolff, LB 41 O.Reese, OLB 42 C.Murphy, LS 46 M.Cox, LB 47 B.Niemann, OLB 48 T.Rush, C/G 62 C.Levin, C/G 64 Ja.Murray, G/C 67 X.Newman-Johnson, OL 68 Z.Johnson, DE 69 T.McLendon, G 70 J.Roos, T 72 J.Legluue, T 73 J.Murray, T 76 A.Rupcich, OL 78 N.Petit-Frere, T 79 J.Duncan, WR 80 R.Roberson, TE 81 J.Whyle, WR 82 T.Harrison, TE 83 J.Rigg, WR 84 G.Holmes, TE 85 C.Okonkwo, TE 86 K.Rader, TE 89 T.Odukoya, DT 94 J.Johnson, DT 95 K.Peko, DL 97 M.Dwumfour

Substitutions

K 1 G.Joseph, WR 13 B.Proehl, P 14 R.Wright, WR 15 L.Jackson, QB 16 J.Hall, S 20 J.Ward, CB 27 K.Barnes, WR 28 J.Copeland, CB 31 T.Gowan, CB 36 N.Thompson, RB 37 D.McBride, CB 38 J.Williams, LB 39 A.Beauplan, RB 41 A.Smith, LS 42 A.DePaola, RB 46 A.Dykes, TE 48 C.Thompson, LB 49 T.Vallejo, OLB 54 C.Weaver, OLB 55 A.Carter, LB 57 W.Huber, LB 59 T.Reeder, C 60 J.Sokol, T 61 C.DiLauro, G 68 J.Snyder, DL 69 C.Avery, DL 73 J.Aho, T 76 Ja.Williams, TE 81 B.Sims, WR 89 T.Thomas, DL 90 E.Otomewo

Did Not Play

CB 0 S.Murphy-Bunting, LB 2 A.Ai-Shaair, CB 3 C.Farley, QB 8 W.Levis, WR 10 D.Hopkins, WR 14 C.Dowell, WR 16 T.Burks, QB 17 R.Tannehill, S 20 A.Moore, CB 21 R.McCreary, RB 22 D.Henry, CB 24 E.Molden, RB 25 H.Haskins, CB 26 K.Fulton, S 31 K.Byard, RB 33 J.Ward, DB 37 A.Hooker, OLB 49 A.Key, LB 56 M.Rice, LB 57 L.Gifford, OLB 58 H.Landry, OL 61 J.Ojukwu, NT 72 T.Shelvin, OL 75 D.Radunz, DT 90 N.Jones, DL 96 D.Autry, DT 98 J.Simmons

Did Not Play

OLB 0 M.Davenport, RB 2 A.Mattison, WR 3 J.Addison, CB 7 B.Murphy, QB 8 K.Cousins, CB 11 M.Blackmon, WR 17 K.Osborn, WR 18 J.Jefferson, CB 21 A.Evans, S 22 H.Smith, S 24 C.Bynum, RB 26 K.Nwangwu, FB 30 C.Ham, LB 33 B.Asamoah, CB 35 C.Coldon, S 44 J.Metellus, C 56 G.Bradbury, LB 58 J.Hicks, G/C 62 C.Reed, T 63 C.Okorafor, G 67 E.Ingram, T 71 C.Darrisaw, G 72 E.Cleveland, T 75 B.O'Neill, DL 78 J.Roy, WR 82 G.Maag, WR 83 J.Nailor, TE 84 J.Oliver, WR 85 N.Harry, TE 86 J.Mundt, TE 87 T.Hockenson, OLB 91 P.Jones, DL 93 J.Bullard, DL 94 D.Lowry, DL 95 K.Tonga, DL 97 H.Phillips, OLB 98 D.Wonnum, OLB 99 D.Hunter

Not Active

Not Active

Field Goals (made () & missed)

T.Wolff	(22)	G.Joseph	(45)	(33)	(26)		
		1	2	3	4	OT	Total
VISITOR: Tennessee Titans		7	0	10	7	0	24
HOME: Minnesota Vikings		0	9	0	7	0	16

Scoring Plays

Team	Qtr	Time	Play Description (Extra Point) (Drive Info)	Visitor	Home
------	-----	------	---	---------	------

National Football League Game Summary

NFL Copyright © 2023 by The National Football League. All rights reserved. This summary and play-by-play is for the express purpose of assisting media in their coverage of the game; any other use of this material is prohibited without the written permission of the National Football League.

Titans	1	1:06	T.Spears 33 yd. run (C.Shudak kick) (9-70, 4:03)	7	0
Vikings	2	13:21	G.Joseph 45 yd. Field Goal (6-48, 2:45)	7	3
Vikings	2	6:50	G.Joseph 33 yd. Field Goal (10-45, 3:23)	7	6
Vikings	2	0:16	G.Joseph 26 yd. Field Goal (7-46, 1:34)	7	9
Titans	3	9:53	T.Wolff 22 yd. Field Goal (6-64, 2:53)	10	9
Titans	3	4:11	J.Chestnut 5 yd. run (T.Wolff kick) (7-61, 4:01)	17	9
Titans	4	12:21	J.Chestnut 1 yd. pass from M.Willis (T.Wolff kick) (9-53, 4:45)	24	9
Vikings	4	5:50	D.McBride 1 yd. run (G.Joseph kick) (12-83, 6:31)	24	16
Paid Attendance: 66,689				Time: 2:55	

Final Individual Statistics

Tennessee Titans

Minnesota Vikings

RUSHING	ATT	YDS	AVG	LG	TD	RUSHING	ATT	YDS	AVG	LG	TD
J.Chestnut	13	98	7.5	55	1	T.Chandler	11	24	2.2	7	0
M.Willis	11	91	8.3	26	0	A.Dykes	3	19	6.3	9	0
T.Spears	7	57	8.1	33	1	D.McBride	6	18	3.0	7	1
J.Patrick	8	29	3.6	7	0	J.Hall	2	14	7.0	10	0
M.Kinsey	1	6	6.0	6	0	N.Mullens	1	9	9.0	9	0
						A.Smith	2	7	3.5	6	0
Total	40	281	7.0	55	2	Total	25	91	3.6	10	1

PASSING	ATT	CMP	YDS	SK/YD	TD	LG	IN	RT	PASSING	ATT	CMP	YDS	SK/YD	TD	LG	IN	RT
M.Willis	17	10	85	2/14	1	19	1	67.0	N.Mullens	23	13	151	2/22	0	33	0	76.5
									J.Hall	7	4	49	1/7	0	23	0	78.9
Total	17	10	85	2/14	1	19	1	67.0	Total	30	17	200	3/29	0	33	0	77.1

PASS RECEIVING	TAR	REC	YDS	AVG	LG	TD	PASS RECEIVING	TAR	REC	YDS	AVG	LG	TD
M.Kinsey	4	4	37	9.3	11	0	N.Muse	4	3	46	15.3	20	0
C.Okonkwo	3	1	19	19.0	19	0	T.Thomas	4	3	32	10.7	13	0
R.McMath	2	1	16	16.0	16	0	B.Sims	2	2	38	19.0	33	0
G.Holmes	1	1	5	5.0	5	0	C.Thompson	2	2	31	15.5	23	0
J.Whyle	1	1	4	4.0	4	0	J.Reagor	5	2	10	5.0	6	0
T.Spears	1	1	3	3.0	3	0	Tr.Jackson	4	2	10	5.0	5	0
J.Chestnut	2	1	1	1.0	1	1	B.Powell	3	1	11	11.0	11	0
C.Moore	1	0	0	0.0	0	0	D.McBride	1	1	11	11.0	11	0
N.Westbrook-Ikhine	1	0	0	0.0	0	0	A.Dykes	1	1	11	11.0	11	0
T.Harrison	1	0	0	0.0	0	0	B.Proehl	2	0	0	0.0	0	0
							L.Jackson	1	0	0	0.0	0	0
Total	17	10	85	8.5	19	1	Total	29	17	200	11.8	33	0

INTERCEPTIONS	NO	YDS	AVG	LG	TD	INTERCEPTIONS	NO	YDS	AVG	LG	TD
Total	0	0	0	0	0	T.Dye	1	2	2.0	2	0
						Total	1	2	2.0	2	0

PUNTING	NO	YDS	AVG	NET	TB	IN20	LG	PUNTING	NO	YDS	AVG	NET	TB	IN20	LG
R.Stonehouse	4	206	51.5	42.5	1	2	62	R.Wright	6	288	48.0	42.7	0	0	56
Total	4	206	51.5	42.5	1	2	62	Total	6	288	48.0	42.7	0	0	56

PUNT RETURNS	NO	YDS	AVG	FC	LG	TD	PUNT RETURNS	NO	YDS	AVG	FC	LG	TD
E.Garror	2	22	11.0	1	11	0	B.Powell	2	16	8.0	1	16	0
K.Jackson	1	8	8.0	0	8	0	[TOUCHBACK]	1	0	0.0	0	0	0
K.Phillips	1	2	2.0	0	2	0							
T.Avery	1	0	0.0	0	0	0							
Total	5	32	6.4	1	11	0	Total	2	16	8.0	1	16	0

KICKOFF RETURNS	NO	YDS	AVG	FC	LG	TD	KICKOFF RETURNS	NO	YDS	AVG	FC	LG	TD
K.Jackson	2	48	24.0	0	33	0	A.Dykes	5	112	22.4	0	38	0
[TOUCHBACK]	3	0	0.0	0	0	0							
Total	2	48	24.0	0	33	0	Total	5	112	22.4	0	38	0

Tennessee Titans

FUMBLES	FUM	LOST	OWN-REC	YDS	TD	FORCED	OPP-REC	YDS	TD	OUT-BDS
E.Garror	1	0	1	0	0	0	0	0	0	0
M.Willis	1	0	1	0	0	0	0	0	0	0
T.Avery	1	1	0	0	0	0	0	0	0	0
Total	3	1	2	0	0	0	0	0	0	0

Minnesota Vikings

FUMBLES	FUM	LOST	OWN-REC	YDS	TD	FORCED	OPP-REC	YDS	TD	OUT-BDS
S.Day	0	0	0	0	0	1	0	0	0	0
T.Gowan	0	0	0	0	0	0	1	0	0	0

Tennessee Titans vs Minnesota Vikings
8/19/2023 at U.S. Bank Stadium

Final Individual Statistics

Total	0	0	0	0	0	1	1	0	0	0
-------	---	---	---	---	---	---	---	---	---	---

Final Team Statistics

	Visitor Titans	Home Vikings
TOTAL FIRST DOWNS	19	15
By Rushing	12	4
By Passing	6	9
By Penalty	1	2
THIRD DOWN EFFICIENCY	7-13-53.8%	3-13-23.1%
FOURTH DOWN EFFICIENCY	0-0-0.0%	0-1-0.0%
TOTAL NET YARDS	352	262
Total Offensive Plays (inc. times thrown passing)	59	58
Average gain per offensive play	6.0	4.5
NET YARDS RUSHING	281	91
Total Rushing Plays	40	25
Average gain per rushing play	7.0	3.6
Tackles for a loss-number and yards	1-1	2-3
NET YARDS PASSING	71	171
Times thrown - yards lost attempting to pass	2-14	3-29
Gross yards passing	85	200
PASS ATTEMPTS-COMPLETIONS-HAD INTERCEPTED	17-10-1	30-17-0
Avg gain per pass play (inc.# thrown passing)	3.7	5.2
KICKOFFS Number-In End Zone-Touchbacks	5-5-0	5-3-3
PUNTS Number and Average	4-51.5	6-48.0
Had Blocked	0	0
FGs - PATs Had Blocked	0-0	0-0
Net Punting Average	42.5	42.7
TOTAL RETURN YARDAGE (Not Including Kickoffs)	32	18
No. and Yards Punt Returns	5-32	2-16
No. and Yards Kickoff Returns	2-48	5-112
No. and Yards Interception Returns	0-0	1-2
PENALTIES Number and Yards	4-38	6-35
FUMBLES Number and Lost	3-1	0-0
TOUCHDOWNS	3	1
Rushing	2	1
Passing	1	0
EXTRA POINTS Made-Attempts	3-3	1-1
Kicking Made-Attempts	3-3	1-1
FIELD GOALS Made-Attempts	1-1	3-3
RED ZONE EFFICIENCY	2-3-67%	1-3-33%
GOAL TO GO EFFICIENCY	2-3-67%	1-1-100%
SAFETIES	0	0
FINAL SCORE	24	16
TIME OF POSSESSION	32:23	27:37

Ball Possession And Drive Chart

Tennessee Titans

#	Time Recd	Time Lost	Time Poss	How Ball Obtained	Drive Began	# Play	Yds Gain	Yds Pen	Net Yds	1st Down	Last Scrm	How Given Up
1	13:28	11:25	2:03	Downs	TEN 42	3	8	0	8	0	50	Punt
2	10:29	9:24	1:05	Punt	TEN 26	3	4	0	4	0	TEN 30	Punt
3	5:09	1:06	4:03	Punt	TEN 30	9	65	5	70	4	MIN 33	Touchdown
4	13:21	10:13	3:08	Kickoff	TEN 16	4	28	-10	18	1	TEN 34	Punt
5	6:50	4:00	2:50	Kickoff	TEN 25	5	22	0	22	2	TEN 47	Interception
6	0:16	0:00	0:16	Kickoff	TEN 25	1	4	0	4	0	TEN 25	End of Half
7	15:00	13:31	1:29	Kickoff	TEN 36	3	2	0	2	0	TEN 38	Punt
8	12:46	9:53	2:53	Punt	TEN 32	6	64	0	64	1	* MIN 4	Field Goal
9	8:12	4:11	4:01	Punt	TEN 39	7	61	0	61	4	* MIN 5	Touchdown
10	2:06	12:21	4:45	Punt	TEN 47	9	53	0	53	4	* MIN 1	Touchdown
11	5:50	0:00	5:50	Kickoff	TEN 25	10	41	0	41	3	MIN 33	End of Game

(343) Average TEN 31

Minnesota Vikings

#	Time Recd	Time Lost	Time Poss	How Ball Obtained	Drive Began	# Play	Yds Gain	Yds Pen	Net Yds	1st Down	Last Scrm	How Given Up
1	15:00	13:28	1:32	Kickoff	MIN 33	5	25	0	25	1	TEN 42	Downs
2	11:25	10:29	0:56	Punt	MIN 17	3	3	0	3	0	MIN 20	Punt
3	9:24	5:09	4:15	Punt	MIN 6	6	27	-10	17	1	MIN 23	Punt
4	1:06	13:21	2:45	Kickoff	MIN 25	6	48	0	48	1	TEN 27	Field Goal
5	10:13	6:50	3:23	Punt	MIN 40	10	45	0	45	3	* TEN 15	Field Goal
6	4:00	1:50	2:10	Interception	MIN 40	3	-17	-5	-22	0	MIN 18	Punt
7	1:50	0:16	1:34	Muffed Punt	MIN 46	7	31	15	46	3	* TEN 8	Field Goal
8	13:31	12:46	0:45	Punt	MIN 20	3	7	0	7	0	MIN 27	Punt
9	9:53	8:12	1:41	Kickoff	MIN 14	3	8	-5	3	0	MIN 17	Punt
10	4:11	2:06	2:05	Kickoff	MIN 11	3	0	0	0	0	MIN 11	Punt
11	12:21	5:50	6:31	Kickoff	MIN 17	12	85	-2	83	6	* TEN 1	Touchdown

(269) Average MIN 24

* inside opponent's 20

Time of Possession by Quarter		1st	2nd	3rd	4th	OT	Total
Visitor	Tennessee Titans	7:11	6:14	10:29	8:29		32:23
Home	Minnesota Vikings	7:49	8:46	4:31	6:31		27:37

Kickoff Drive No.-Start Average

Titans: 5 - TEN 25

Vikings: 5 - MIN 20

Final Defensive Statistics

Tennessee Titans	Regular Defensive Plays												Special Teams					Misc			
	TKL	AST	COMB	SK	/ YDS	TFL	Q	IN	PD	FF	FR	TKL	AST	FF	FR	BL	TKL	AST	FF	FR	
T.Jones	5	2	7	0	0	0	0	0	1	0	0	0	0	0	0	0	0	0	0	0	0
A.Marsh	3	3	6	0	0	0	0	0	0	0	0	0	0	0	0	0	0	0	0	0	0
B.Niemann	3	2	5	0	0	0	0	0	0	0	0	1	0	0	0	0	0	0	0	0	0
M.Brown	3	2	5	0	0	0	0	0	0	0	0	0	1	0	0	0	0	0	0	0	0
E.Garror	4	0	4	0	0	0	0	0	1	0	0	0	0	0	1	0	0	0	0	0	0
C.Murphy	3	1	4	2	20	2	2	0	0	0	0	0	0	0	0	0	0	0	0	0	0
C.Campbell	3	1	4	0	0	0	0	0	0	0	0	0	0	0	0	0	0	0	0	0	0
S.Carter	2	2	4	0	0	0	0	0	0	0	0	0	2	0	0	0	0	0	0	0	0
K.Peko	1	3	4	0	0	0	0	0	0	0	0	0	0	0	0	0	0	0	0	0	0
O.Reese	1	2	3	0	0	0	0	0	1	0	0	0	1	0	0	0	0	0	0	0	0
J.Gibbens	1	1	2	0	0	0	0	0	1	0	0	0	0	0	0	0	0	0	0	0	0
A.Kendall	1	1	2	0	0	0	0	0	0	0	0	1	0	0	0	0	0	0	0	0	0
M.Jackson	0	2	2	0	0	0	0	0	0	0	0	0	0	0	0	0	0	0	0	0	0
R.Weaver	1	0	1	1	9	1	1	0	0	0	0	0	0	0	0	0	0	0	0	0	0
T.Tart	1	0	1	0	0	1	1	0	1	0	0	0	0	0	0	0	0	0	0	0	0
M.Dwumfour	1	0	1	0	0	1	1	0	0	0	0	0	0	0	0	0	0	0	0	0	0
T.Avery	1	0	1	0	0	0	0	0	1	0	0	0	1	0	0	0	0	0	0	0	0
S.Okuayinonu	0	1	1	0	0	0	0	0	0	0	0	0	0	0	0	0	0	0	0	0	0
T.McLendon	0	1	1	0	0	0	0	0	0	0	0	0	0	0	0	0	0	0	0	0	0
T.Rush	0	1	1	0	0	0	0	0	0	0	0	0	0	0	0	0	0	0	0	0	0
L.Davis	0	1	1	0	0	0	0	0	0	0	0	0	0	0	0	0	0	0	0	0	0
J.Johnson	0	0	0	0	0	0	1	0	0	0	0	0	0	0	0	0	0	0	0	0	0
S.Jones	0	0	0	0	0	0	0	0	1	0	0	0	0	0	0	0	0	0	0	0	0
C.Okonkwo	0	0	0	0	0	0	0	0	0	0	0	1	0	0	0	0	0	0	0	0	0
R.McMath	0	0	0	0	0	0	0	0	0	0	0	0	1	0	0	0	1	0	0	0	0
J.Chestnut	0	0	0	0	0	0	0	0	0	0	0	0	1	0	0	0	0	0	0	0	0
K.Rader	0	0	0	0	0	0	0	0	0	0	0	0	1	0	0	0	0	0	0	0	0
M.Willis	0	0	0	0	0	0	0	0	0	0	0	0	0	0	0	0	0	0	0	0	1
Total	34	26	60	3	29	5	6	0	7	0	0	3	8	0	1	0	1	0	0	1	1

TKL = Tackle AST = Assist COMB = Combined QH=QB Hit IN = Interception PD = Pass Defense FF = Forced Fumble FR = Fumble Recovery

Final Defensive Statistics

Minnesota Vikings	Regular Defensive Plays											Special Teams					Misc			
	TKL	AST	COMB	SK	/ YDS	TFL	QH	IN	PD	FF	FR	TKL	AST	FF	FR	BL	TKL	AST	FF	FR
L.Cine	6	1	7	1	3	1	1	0	0	0	0	0	0	0	0	0	0	0	0	0
J.Ward	3	2	5	0	0	0	0	0	0	0	0	1	0	0	0	0	0	0	0	0
T.Reeder	3	2	5	0	0	1	0	0	0	0	0	0	0	0	0	0	0	0	0	0
T.Smith	2	2	4	0	0	0	0	0	0	0	0	0	0	0	0	0	0	0	0	0
R.Blacklock	2	2	4	0	0	0	0	0	0	0	0	0	0	0	0	0	0	0	0	0
E.Otomewo	0	4	4	0	0	0	0	0	0	0	0	0	0	0	0	0	0	0	0	0
S.Day	3	0	3	1	11	0	0	0	0	1	0	0	0	0	0	0	0	0	0	0
A.Booth	2	1	3	0	0	0	0	0	1	0	0	0	0	0	0	0	0	0	0	0
Jo.Williams	2	1	3	0	0	0	0	0	1	0	0	0	0	0	0	0	0	0	0	0
Th.Jackson	2	1	3	0	0	0	0	0	0	0	0	0	1	0	0	0	0	0	0	0
A.Beauplan	2	1	3	0	0	0	0	0	0	0	0	0	0	0	0	0	0	0	0	0
C.Avery	2	1	3	0	0	0	0	0	0	0	0	0	0	0	0	0	0	0	0	0
A.Carter	1	2	3	0	0	0	0	0	0	0	0	0	0	0	0	0	0	0	0	0
T.Dye	2	0	2	0	0	0	0	1	1	0	0	0	0	0	0	0	0	0	0	0
T.Gowan	2	0	2	0	0	0	0	0	0	0	0	0	0	1	0	0	0	0	0	0
J.Williams	1	1	2	0	0	0	0	0	0	0	0	0	0	0	0	0	0	0	0	0
L.Vilain	1	1	2	0	0	0	0	0	0	0	0	0	0	0	0	0	0	0	0	0
K.Barnes	1	1	2	0	0	0	0	0	0	0	0	0	0	0	0	0	0	0	0	0
I.Pace	0	2	2	0	0	0	1	0	0	0	0	0	0	0	0	0	0	0	0	0
J.Aho	0	2	2	0	0	0	0	0	0	0	0	0	0	0	0	0	0	0	0	0
N.Thompson	0	0	0	0	0	0	0	0	0	0	0	1	0	0	0	0	0	0	0	0
A.Smith	0	0	0	0	0	0	0	0	0	0	0	1	0	0	0	0	0	0	0	0
W.Huber	0	0	0	0	0	0	0	0	0	0	0	1	0	0	0	0	0	0	0	0
A.Dykes	0	0	0	0	0	0	0	0	0	0	0	1	0	0	0	0	0	0	0	0
A.DePaola	0	0	0	0	0	0	0	0	0	0	0	1	0	0	0	0	0	0	0	0
Total	37	27	64	2	14	2	2	1	3	1	0	6	1	0	1	0	0	0	0	0

First Half Summary

PERIOD SCORES

Titans	7 0 = 7
Vikings	0 9 = 9

TIME OF POSSESSION

Titans	13:25
Vikings	16:35

Scoring Plays

Team	Qtr	Time	Play Description (Extra Point) (Drive Info)	Visitor	Home
Titans	1	1:06	T.Spears 33 yd. run (C.Shudak kick) (9-70, 4:03)	7	0
Vikings	2	13:21	G.Joseph 45 yd. Field Goal (6-48, 2:45)	7	3
Vikings	2	6:50	G.Joseph 33 yd. Field Goal (10-45, 3:23)	7	6
Vikings	2	0:16	G.Joseph 26 yd. Field Goal (7-46, 1:34)	7	9

	Tennessee Titans	Minnesota Vikings
TOTAL FIRST DOWNS	7	9
First Downs Rushing-Passing-by Penalty	3 - 3 - 1	1 - 7 - 1
THIRD DOWN EFFICIENCY	3-6-50.0%	2-9-22.2%
TOTAL NET YARDS	131	162
Total Offensive Plays	25	37
NET YARDS RUSHING	85	33
NET YARDS PASSING	46	129
Gross Yards Passing	57	151
Times thrown-yards lost attempting to pass	1-11	2-22
Pass Attempts-Completions-Had Intercepted	11 - 6 - 1	23 - 13 - 0
Punts-Number and Average	3 - 48.0	3 - 46.3
Penalties-Number and Yards	3 - 35	4 - 25
Fumbles-Number and Lost	2 - 1	0 - 0
Red Zone Efficiency	0-0-0%	0-2-0%
Average Drive Start	TEN 27	MIN 30

Tennessee Titans

Minnesota Vikings

Tennessee Titans										Minnesota Vikings											
RUSHING	ATT	YDS	AVG	LG	TD					RUSHING	ATT	YDS	AVG	LG	TD						
T.Spears	7	57	8.1	33	1					T.Chandler	11	24	2.2	7	0						
M.Willis	3	23	7.7	11	0					N.Mullens	1	9	9.0	9	0						
J.Chestnut	3	5	1.7	4	0					Total	12	33	2.8	9	0						
Total	13	85	6.5	33	1																
PASSING	ATT	CMP	YDS	SK/YD	TD	LG	IN	RT					PASSING	ATT	CMP	YDS	SK/YD	TD	LG	IN	RT
M.Willis	11	6	57	1/11	0	19	1	31.2					N.Mullens	23	13	151	2/22	0	33	0	76.5
Total	11	6	57	1/11	0	19	1	31.2					Total	23	13	151	2/22	0	33	0	76.5
PASS RECEIVING	TAR	REC	YDS	AVG	LG	TD					PASS RECEIVING	TAR	REC	YDS	AVG	LG	TD				
M.Kinsey	3	3	31	10.3	11	0					N.Muse	4	3	46	15.3	20	0				
C.Okonkwo	3	1	19	19.0	19	0					T.Thomas	2	2	22	11.0	13	0				
J.Whyle	1	1	4	4.0	4	0					J.Reagor	5	2	10	5.0	6	0				
T.Spears	1	1	3	3.0	3	0					Tr.Jackson	4	2	10	5.0	5	0				
R.McMath	1	0	0	0.0	0	0					B.Sims	1	1	33	33.0	33	0				
C.Moore	1	0	0	0.0	0	0					B.Powell	3	1	11	11.0	11	0				
N.Westbrook-Ikhine	1	0	0	0.0	0	0					D.McBride	1	1	11	11.0	11	0				
											C.Thompson	1	1	8	8.0	8	0				
											L.Jackson	1	0	0	0.0	0	0				
Total	11	6	57	9.5	19	0					Total	22	13	151	11.6	33	0				

Tennessee Titans

Regular Defensive Plays

Special Teams

Misc

	TKL	AST	COMB	SK	/ YDS	TFL	Q	IN	PD	FF	FR	TKL	AST	FF	FR	BL	TKL	AST	FF	FR
M.Brown	3	2	5	0	0	0	0	0	0	0	0	0	1	0	0	0	0	0	0	0
E.Garror	4	0	4	0	0	0	0	0	0	0	0	0	0	0	0	0	0	0	0	0
T.Jones	3	1	4	0	0	0	0	0	0	0	0	0	0	0	0	0	0	0	0	0
A.Marsh	1	2	3	0	0	0	0	0	0	0	0	0	0	0	0	0	0	0	0	0
Total	11	5	16	0	0	0	0	0	0	0	0	0	1	0	0	0	0	0	0	0

Play By Play

First Quarter

8/19/2023

MIN wins toss, elects to Receive, and TEN elects to defend the West goal.

T.Wolff kicks 70 yards from TEN 35 to MIN -5. A.Dykes to MIN 33 for 38 yards (T.Avery; M.Brown).

Minnesota Vikings at 15:00, (1st play from scrimmage 14:55)

1-10-MIN 33 (14:55) N.Mullens pass short left to N.Muse to TEN 49 for 18 yards (S.Carter). P1

1-10-TEN 49 (14:24) (No Huddle) N.Mullens pass incomplete short left to J.Reagor.

2-10-TEN 49 (14:19) T.Chandler left guard to TEN 42 for 7 yards (S.Carter; M.Brown).

3-3-TEN 42 (13:38) (Shotgun) N.Mullens pass incomplete short right to Tr.Jackson.

4-3-TEN 42 (13:33) (Shotgun) N.Mullens pass incomplete deep right to B.Powell.

Timeout at 13:28.

Tennessee Titans at 13:28

1-10-TEN 42 (13:28) T.Spears right tackle to TEN 42 for no gain (T.Smith).

2-10-TEN 42 (12:52) (Shotgun) M.Willis scrambles left tackle to TEN 47 for 5 yards (A.Booth; E.Otomewo).

3-5-TEN 47 (12:12) (Shotgun) M.Willis pass short right to T.Spears to 50 for 3 yards (L.Cine) [I.Pace].

4-2-50 (11:32) R.Stonehouse punts 33 yards to MIN 17, Center-M.Cox, fair catch by B.Powell.

Timeout at 11:25.

Minnesota Vikings at 11:25

1-10-MIN 17 (11:25) (Shotgun) T.Chandler right tackle to MIN 20 for 3 yards (C.Campbell; J.Gibbens).

2-7-MIN 20 (10:47) N.Mullens pass incomplete short right to J.Reagor (J.Gibbens).

3-7-MIN 20 (10:42) (Shotgun) N.Mullens pass incomplete deep left to B.Powell (T.Tart) [T.Tart].

4-7-MIN 20 (10:38) R.Wright punts 56 yards to TEN 24, Center-A.DePaola. K.Philips to TEN 26 for 2 yards (N.Thompson).

Timeout at 10:29.

Tennessee Titans at 10:29

1-10-TEN 26 (10:29) T.Spears right tackle to TEN 30 for 4 yards (Jo.Williams).

2-6-TEN 30 (9:49) (Shotgun) M.Willis pass incomplete short middle to C.Okonkwo (A.Booth).

3-6-TEN 30 (9:44) (Shotgun) M.Willis pass incomplete deep right to C.Moore.

4-6-TEN 30 (9:36) R.Stonehouse punts 59 yards to MIN 11, Center-M.Cox. B.Powell to MIN 17 for 6 yards (C.Okonkwo).

PENALTY on MIN-J.Williams, Illegal Block Above the Waist, 5 yards, enforced at MIN 11.

Timeout at 09:24.

Minnesota Vikings at 9:24

1-10-MIN 6 (9:24) T.Chandler right guard to MIN 10 for 4 yards (M.Brown).

2-6-MIN 10 (8:55) (No Huddle) T.Chandler left end to MIN 13 for 3 yards (S.Carter).

Penalty on TEN-J.Peevy, Defensive Holding, offsetting, enforced at MIN 10 - No Play.

Penalty on MIN-A.Schlottmann, Offensive Holding, offsetting.

2-6-MIN 10 (8:35) (Shotgun) N.Mullens pass short right to Tr.Jackson pushed ob at MIN 15 for 5 yards (E.Garror).

3-1-MIN 15 (8:04) T.Chandler up the middle to MIN 16 for 1 yard (J.Gibbens). R2

1-10-MIN 16 (7:24) (No Huddle) N.Mullens pass short right to C.Thompson to MIN 24 for 8 yards (C.Campbell).

2-2-MIN 24 (6:41) T.Chandler left guard to MIN 22 for -2 yards (T.Tart).

3-4-MIN 22 (6:00) (Shotgun) N.Mullens pass short left to Tr.Jackson pushed ob at MIN 40 for 18 yards (E.Garror).

PENALTY on MIN-N.Muse, Offensive Pass Interference, 10 yards, enforced at MIN 22 - No Play.

Penalty on MIN-O.Udoh, Illegal Use of Hands, declined.

3-14-MIN 12 (5:42) (Shotgun) N.Mullens pass short middle to B.Powell to MIN 23 for 11 yards (T.Jones).

Penalty on MIN-O.Udoh, Offensive Holding, declined.

4-3-MIN 23 (5:21) R.Wright punts 55 yards to TEN 22, Center-A.DePaola. K.Jackson to TEN 30 for 8 yards (A.Smith).

Tennessee Titans at 5:09

1-10-TEN 30 (5:09) T.Spears left guard to TEN 34 for 4 yards (S.Day).

2-6-TEN 34 (4:33) T.Spears right end to TEN 36 for 2 yards (R.Blacklock; T.Smith).

3-4-TEN 36 (3:53) (Shotgun) M.Willis pass short middle to M.Kinsey to TEN 47 for 11 yards (L.Cine). P1

1-10-TEN 47 (3:16) (Shotgun) M.Willis pass incomplete short right to C.Okonkwo.

2-10-TEN 47 (3:12) T.Spears left end to MIN 47 for 6 yards (A.Booth, Th.Jackson).

3-4-MIN 47 (2:34) (Shotgun) T.Spears left end to MIN 39 for 8 yards (L.Cine). R2

1-10-MIN 39 (1:55) M.Willis pass incomplete deep left to N.Westbrook-Ikhine.

2-10-MIN 39 (1:49) J.Chestnut right tackle to MIN 38 for 1 yard (T.Dye, I.Pace).

Tennessee Titans vs Minnesota Vikings at U.S. Bank Stadium

Timeout #1 by MIN at 01:19.

3-9-MIN 38 (1:19) (Shotgun) M.Willis to MIN 43 for -5 yards. FUMBLES, and recovers at MIN 45. M.Willis pass incomplete deep middle to C.Moore [S.Day].

X3

PENALTY on MIN-J.Williams, Defensive Holding, 5 yards, enforced at MIN 38 - No Play.

1-10-MIN 33 (1:12) T.Spears right tackle for 33 yards, TOUCHDOWN.

R4

C.Shudak extra point is GOOD, Center-M.Cox, Holder-R.Stonehouse.

TEN 7 MIN 0, 9 plays, 70 yards, 1 penalty, 4:03 drive, 13:54 elapsed

T.Wolff kicks 66 yards from TEN 35 to MIN -1. A.Dykes to MIN 25 for 26 yards (J.Chestnut; O.Reese).

Minnesota Vikings at 1:06, (1st play from scrimmage 1:00)

1-10-MIN 25 (1:00) T.Chandler up the middle to MIN 32 for 7 yards (B.Niemann).

2-3-MIN 32 (:33) (No Huddle) N.Mullens pass deep right to B.Sims to TEN 35 for 33 yards (T.Avery).

P3

END OF QUARTER

	Score	Time Poss	First Downs				Efficiencies	
			R	P	X	T	3 Down	4 Down
Tennessee Titans	7	7:11	2	1	1	4	2/4	0/0
Minnesota Vikings	0	7:49	1	2	0	3	1/4	0/1

Play By Play

Second Quarter

8/19/2023

Minnesota Vikings continued.

- 1-10-TEN 35 (15:00) (Shotgun) T.Chandler up the middle to TEN 35 for no gain (O.Reese; K.Peko).
 2-10-TEN 35 (14:41) (No Huddle, Shotgun) N.Mullens pass short right to N.Muse ran ob at TEN 27 for 8 yards (O.Reese).
 3-2-TEN 27 (14:07) T.Chandler right tackle to TEN 27 for no gain (E.Garror).
 4-2-TEN 27 (13:25) G.Joseph 45 yard field goal is GOOD, Center-A.DePaola, Holder-R.Wright.

Timeout at 13:21.

TEN 7 MIN 3, 6 plays, 48 yards, 2:45 drive, 1:39 elapsed

G.Joseph kicks 64 yards from MIN 35 to TEN 1. K.Jackson to TEN 16 for 15 yards (J.Ward).

Tennessee Titans at 13:21, (1st play from scrimmage 13:16)

- 1-10-TEN 16 (13:16) M.Willis pass short right to C.Okonkwo to TEN 35 for 19 yards (J.Williams) P5
1-10-TEN 35 (12:39) (Shotgun) M.Willis sacked at TEN 30 for -5 yards (S.Day). FUMBLES (S.Day), and recovers at TEN 31. M.Willis to TEN 24 for -7 yards (L.Cine; I.Pace).
 2-21-TEN 24 (11:49) (Shotgun) M.Willis pass short right to M.Kinsey ran ob at TEN 33 for 9 yards (L.Cine).
 3-12-TEN 33 (11:12) (Shotgun) M.Willis scrambles up the middle to TEN 44 for 11 yards (A.Booth).
 4-1-TEN 44 (10:31) J.Chestnut right tackle to TEN 49 for 5 yards (Jo.Williams).
 PENALTY on TEN-J.Murray, Offensive Holding, 10 yards, enforced at TEN 44 - No Play.
 4-11-TEN 34 (10:23) R.Stonehouse punts 52 yards to MIN 14, Center-M.Cox. B.Powell ran ob at MIN 30 for 16 yards (B.Niemann).
 PENALTY on TEN-J.Gibbens, Offensive Holding, 10 yards, enforced at MIN 30.

Timeout at 10:13.

Minnesota Vikings at 10:13

- 1-10-MIN 40 (10:13) N.Mullens scrambles up the middle to MIN 49 for 9 yards (M.Brown; A.Marsh).
 2-1-MIN 49 (9:48) (No Huddle) N.Mullens pass short right to J.Reagor to TEN 47 for 4 yards (E.Garror) P4
1-10-TEN 47 (9:13) T.Chandler left tackle to TEN 47 for no gain (K.Peko, C.Murphy).
 2-10-TEN 47 (8:37) (Shotgun) N.Mullens pass incomplete short left to J.Reagor (T.Avery).
 3-10-TEN 47 (8:34) (Shotgun) N.Mullens pass short left to N.Muse to TEN 27 for 20 yards (T.Jones) P5
1-10-TEN 27 (7:54) (No Huddle) N.Mullens pass short left to T.Thomas pushed ob at TEN 14 for 13 yards (A.Marsh) P6
1-10-TEN 14 (7:21) T.Chandler right tackle to TEN 15 for -1 yards (M.Dwumfour, B.Niemann).
 2-11-TEN 15 (7:01) (No Huddle) N.Mullens pass incomplete short right to N.Muse (O.Reese) [M.Dwumfour].
 3-11-TEN 15 (6:57) (Shotgun) N.Mullens pass incomplete short left to L.Jackson.
 4-11-TEN 15 (6:53) G.Joseph 33 yard field goal is GOOD, Center-A.DePaola, Holder-R.Wright.

Timeout at 06:50.

TEN 7 MIN 6, 10 plays, 45 yards, 3:23 drive, 8:10 elapsed

G.Joseph kicks 65 yards from MIN 35 to end zone, Touchback.

Tennessee Titans at 6:50

- 1-10-TEN 25 (6:50) J.Chestnut right tackle to TEN 29 for 4 yards (L.Vilain; T.Reeder).
 2-6-TEN 29 (6:13) J.Chestnut up the middle to TEN 29 for no gain (T.Reeder).
 3-6-TEN 29 (5:29) (Shotgun) M.Willis scrambles left end pushed ob at TEN 36 for 7 yards (T.Dye, J.Williams) R6
1-10-TEN 36 (4:49) M.Willis pass short left to M.Kinsey to TEN 47 for 11 yards (R.Blacklock) P7
1-10-TEN 47 (4:07) M.Willis pass short middle intended for R.McMath INTERCEPTED by T.Dye at MIN 38. T.Dye to MIN 40 for 2 yards (R.McMath).

Minnesota Vikings at 4:00

- 1-10-MIN 40 (4:00) N.Mullens pass short right to T.Chandler to 50 for 10 yards (B.Niemann, K.Peko).
 PENALTY on MIN-B.Brandel, Ineligible Downfield Pass, 5 yards, enforced at MIN 40 - No Play.
 1-15-MIN 35 (3:37) (Shotgun) T.Chandler left end to MIN 40 for 5 yards (M.Brown).
 2-10-MIN 40 (3:09) (No Huddle, Shotgun) N.Mullens sacked at MIN 27 for -13 yards (C.Murphy).
 3-23-MIN 27 (2:29) (Shotgun) N.Mullens sacked at MIN 18 for -9 yards (R.Weaver).

Two-Minute Warning

- 4-32-MIN 18 (2:00) R.Wright punts 28 yards to MIN 46, Center-A.DePaola. T.Avery MUFFS catch, RECOVERED by MIN-T.Gowan at MIN 46.

Minnesota Vikings at 1:50

- 1-10-MIN 46 (1:50) (Shotgun) N.Mullens pass short right to Tr.Jackson to TEN 49 for 5 yards (E.Garror).
 2-5-TEN 49 (1:23) (Shotgun) N.Mullens pass short left to J.Reagor to TEN 43 for 6 yards (A.Marsh; S.Okuayinonu) P7
1-10-TEN 43 (1:04) (No Huddle, Shotgun) N.Mullens pass incomplete deep right to J.Reagor.

Tennessee Titans vs Minnesota Vikings at U.S. Bank Stadium

PENALTY on TEN-S.Okuayinonu, Roughing the Passer, 15 yards, enforced at TEN 43 - No Play.

X8

1-10-TEN 28 (:58) (Shotgun) N.Mullens pass short left to D.McBride to TEN 17 for 11 yards (M.Brown, T.Jones).

P9

1-10-TEN 17 (:36) (No Huddle, Shotgun) N.Mullens pass incomplete short middle [J.Johnson].

2-10-TEN 17 (:31) (Shotgun) N.Mullens pass short middle to T.Thomas to TEN 8 for 9 yards (T.Jones).

Timeout #2 by MIN at 00:24.

3-1-TEN 8 (:24) (Shotgun) N.Mullens pass incomplete short right to Tr.Jackson.

Penalty on MIN, Illegal Formation, declined.

4-1-TEN 8 (:19) G.Joseph 26 yard field goal is GOOD, Center-A.DePaola, Holder-R.Wright.

TEN 7 MIN 9, 7 plays, 46 yards, 1 penalty, 1:34 drive, 14:44 elapsed
--

G.Joseph kicks 65 yards from MIN 35 to end zone, Touchback.

Tennessee Titans at 0:16

1-10-TEN 25 (:16) (Shotgun) M.Willis pass short left to J.Whyle to TEN 29 for 4 yards (Th.Jackson).

END OF QUARTER

	Score	Time Poss	First Downs				Efficiencies	
			R	P	X	T	3 Down	4 Down
Tennessee Titans	7	6:14	1	2	0	3	1/2	0/0
Minnesota Vikings	9	8:46	0	5	1	6	1/5	0/0

Play By Play

Third Quarter

8/19/2023

TEN elects to Receive, and MIN elects to defend the East goal.

G.Joseph kicks 62 yards from MIN 35 to TEN 3. K.Jackson to TEN 36 for 33 yards (W.Huber, Th.Jackson). TEN-K.Jackson was injured during the play.

Tennessee Titans at 15:00, (1st play from scrimmage 14:55)

- 1-10-TEN 36 (14:55) J.Chestnut right tackle to TEN 39 for 3 yards (T.Smith).
- 2-7-TEN 39 (14:21) (Shotgun) J.Chestnut left guard to TEN 38 for -1 yards (T.Reeder, T.Smith).
- 3-8-TEN 38 (13:44) (Shotgun) M.Willis pass incomplete short left to J.Chestnut.
- 4-8-TEN 38 (13:39) R.Stonehouse punts 62 yards to end zone, Center-M.Cox, Touchback.

Timeout at 13:31.

Minnesota Vikings at 13:31

- 1-10-MIN 20 (13:31) D.McBride right end to MIN 27 for 7 yards (S.Carter).
- 2-3-MIN 27 (13:07) (No Huddle) J.Hall pass incomplete short left to B.Proehl.
- 3-3-MIN 27 (13:02) (Shotgun) J.Hall pass incomplete short left to B.Proehl (S.Jones).
- 4-3-MIN 27 (12:57) R.Wright punts 52 yards to TEN 21, Center-A.DePaola. E.Garror pushed ob at TEN 32 for 11 yards (A.Dykes).

Timeout at 12:46.

Tennessee Titans at 12:46

- 1-10-TEN 32 (12:46) J.Chestnut right end to TEN 41 for 9 yards (J.Ward).
- 2-1-TEN 41 (11:58) J.Chestnut right guard to MIN 4 for 55 yards (Th.Jackson). MIN-Th.Jackson was injured during the play. R8
- 1-4-MIN 4 (11:23) J.Chestnut right end to MIN 1 for 3 yards (L.Vilain, Jo.Williams).
- 2-1-MIN 1 (10:43) M.Willis sacked at MIN 4 for -3 yards (L.Cine).
- 3-4-MIN 4 (10:01) (Shotgun) M.Willis pass incomplete short left to T.Harrison (Jo.Williams).
- 4-4-MIN 4 (9:55) T.Wolff 22 yard field goal is GOOD, Center-M.Cox, Holder-R.Stonehouse.

Timeout at 09:53.

TEN 10 MIN 9, 6 plays, 64 yards, 2:53 drive, 5:07 elapsed

T.Wolff kicks 67 yards from TEN 35 to MIN -2. A.Dykes to MIN 14 for 16 yards (R.McMath; S.Carter).

Minnesota Vikings at 9:53, (1st play from scrimmage 9:49)

- 1-10-MIN 14 (9:49) (Shotgun) PENALTY on MIN-B.Brandel, False Start, 5 yards, enforced at MIN 14 - No Play.
- 1-15-MIN 9 (9:49) (Shotgun) D.McBride right guard to MIN 12 for 3 yards (O.Reese; T.McLendon).
- 2-12-MIN 12 (9:15) J.Hall pass short right to B.Sims to MIN 17 for 5 yards (A.Kendall).
- 3-7-MIN 17 (8:30) (Shotgun) J.Hall pass incomplete deep left to T.Thomas (T.Jones, E.Garror).
- 4-7-MIN 17 (8:23) R.Wright punts 55 yards to TEN 28, Center-A.DePaola. E.Garror MUFFS catch, and recovers at TEN 28. E.Garror to TEN 39 for 11 yards (A.DePaola).

Timeout at 08:12.

Tennessee Titans at 8:12

- 1-10-TEN 39 (8:12) (Shotgun) M.Willis pass short middle to M.Kinsey to TEN 45 for 6 yards (A.Beauplan; T.Reeder).
 - 2-4-TEN 45 (7:37) J.Patrick right tackle to 50 for 5 yards (S.Day). R9
 - 1-10-50 (7:02) J.Patrick up the middle to MIN 43 for 7 yards (T.Reeder).
 - 2-3-MIN 43 (6:25) M.Willis scrambles right end to MIN 17 for 26 yards (Jo.Williams). R10
 - 1-10-MIN 17 (5:40) J.Patrick right guard to MIN 17 for no gain (A.Carter).
 - 2-10-MIN 17 (4:58) J.Chestnut left tackle to MIN 5 for 12 yards (J.Ward, A.Carter). R11
 - 1-5-MIN 5 (4:16) J.Chestnut right guard for 5 yards, TOUCHDOWN. R12
- T.Wolff extra point is GOOD, Center-M.Cox, Holder-R.Stonehouse.

TEN 17 MIN 9, 7 plays, 61 yards, 4:01 drive, 10:49 elapsed

T.Wolff kicks 67 yards from TEN 35 to MIN -2. A.Dykes to MIN 11 for 13 yards (A.Kendall).

Minnesota Vikings at 4:11, (1st play from scrimmage 4:08)

- 1-10-MIN 11 (4:08) (Shotgun) A.Smith left guard to MIN 17 for 6 yards (C.Murphy, M.Jackson).
- 2-4-MIN 17 (3:32) (Shotgun) A.Smith up the middle to MIN 18 for 1 yard (B.Niemann; K.Peko).
- 3-3-MIN 18 (2:52) (Shotgun) J.Hall sacked at MIN 11 for -7 yards (C.Murphy).
- 4-10-MIN 11 (2:13) R.Wright punts 42 yards to TEN 47, Center-A.DePaola, fair catch by E.Garror.

Tennessee Titans at 2:06

- 1-10-TEN 47 (2:06) (Shotgun) J.Chestnut left guard to TEN 48 for 1 yard (A.Beauplan).
- 2-9-TEN 48 (1:30) (Shotgun) M.Kinsey right end to MIN 46 for 6 yards (A.Beauplan).

3-3-MIN 46 (:48) (Shotgun) M.Willis pass short left to R.McMath to MIN 30 for 16 yards (J.Ward; K.Barnes).

1-10-MIN 30 (:22) (No Huddle) M.Willis scrambles right end to MIN 24 for 6 yards (C.Avery).

END OF QUARTER

	Score	Time Poss	First Downs				Efficiencies	
			R	P	X	T	3 Down	4 Down
Tennessee Titans	17	10:29	5	1	0	6	1/3	0/0
Minnesota Vikings	9	4:31	0	0	0	0	0/3	0/0

Play By Play

Fourth Quarter

8/19/2023

Tennessee Titans continued.

2-4-MIN 24	(15:00) (Shotgun) M.Willis right end pushed ob at MIN 11 for 13 yards (L.Cine).	R14
<u>1-10-MIN 11</u>	(14:26) J.Chestnut left end to MIN 9 for 2 yards (K.Barnes).	
2-8-MIN 9	(13:46) J.Chestnut up the middle to MIN 5 for 4 yards (R.Blacklock).	
3-4-MIN 5	(13:06) (Shotgun) M.Willis scrambles left end to MIN 1 for 4 yards (T.Gowan, A.Carter). Minnesota challenged the first down ruling, and the play was Upheld. The ruling on the field stands. (Timeout #1.)	R15

Timeout at 12:25.

<u>1-1-MIN 1</u>	(12:25) (Shotgun) M.Willis pass short left to J.Chestnut for 1 yard, TOUCHDOWN. T.Wolff extra point is GOOD, Center-M.Cox, Holder-R.Stonehouse.	P16
------------------	--	-----

TEN 24 MIN 9, 9 plays, 53 yards, 4:45 drive, 2:39 elapsed

T.Wolff kicks 67 yards from TEN 35 to MIN -2. A.Dykes to MIN 17 for 19 yards (S.Carter; K.Rader).

Minnesota Vikings at 12:21, (1st play from scrimmage 12:16)

1-10-MIN 17	(12:16) PENALTY on MIN-A.Ali, False Start, 5 yards, enforced at MIN 17 - No Play.	
1-15-MIN 12	(12:16) (Shotgun) J.Hall pass short right to A.Dykes to MIN 23 for 11 yards (C.Campbell).	
2-4-MIN 23	(11:50) (No Huddle) J.Hall pass short right to T.Thomas ran ob at MIN 33 for 10 yards (A.Marsh).	P10
<u>1-10-MIN 33</u>	(11:12) A.Dykes left end to MIN 36 for 3 yards (B.Niemann, T.Rush). MIN-B.Sims was injured during the play.	
2-7-MIN 36	(10:41) A.Dykes left tackle to MIN 45 for 9 yards (L.Davis; M.Jackson).	R11
<u>1-10-MIN 45</u>	(10:06) (No Huddle) A.Dykes left tackle to TEN 48 for 7 yards (S.Carter; T.Jones).	
2-3-TEN 48	(9:26) J.Hall pass short left to C.Thompson pushed ob at TEN 25 for 23 yards (T.Jones).	P12
<u>1-10-TEN 25</u>	(8:46) D.McBride right end to TEN 24 for 1 yard (C.Campbell, A.Kendall).	
2-9-TEN 24	(8:06) J.Hall scrambles left end to TEN 20 for 4 yards (A.Marsh).	
3-5-TEN 20	(7:25) (Shotgun) J.Hall scrambles left end to TEN 10 for 10 yards (B.Niemann).	R13
<u>1-10-TEN 10</u>	(6:57) (No Huddle) D.McBride left tackle to TEN 4 for 6 yards (T.Jones). Timeout #1 by TEN at 06:35.	
2-4-TEN 4	(6:35) D.McBride up the middle to TEN 4 for no gain (A.Marsh; K.Peko).	
3-4-TEN 4	(5:59) (Shotgun) J.Hall pass incomplete short right to B.Sims. PENALTY on TEN-T.Jones, Defensive Pass Interference, 3 yards, enforced at TEN 4 - No Play.	X14
<u>1-1-TEN 1</u>	(5:54) D.McBride left guard for 1 yard, TOUCHDOWN. G.Joseph extra point is GOOD, Center-A.DePaola, Holder-R.Wright.	R15

Timeout at 05:50.

TEN 24 MIN 16, 12 plays, 83 yards, 1 penalty, 6:31 drive, 9:10 elapsed

G.Joseph kicks 65 yards from MIN 35 to end zone, Touchback.

Tennessee Titans at 5:50

1-10-TEN 25	(5:50) J.Patrick up the middle to TEN 30 for 5 yards (C.Avery; E.Otomewo).	
2-5-TEN 30	(5:07) J.Patrick right guard to TEN 31 for 1 yard (C.Avery).	
3-4-TEN 31	(4:24) (Shotgun) M.Willis pass short left to G.Holmes to TEN 36 for 5 yards (T.Gowan).	P17
<u>1-10-TEN 36</u>	(3:36) J.Patrick left tackle to TEN 39 for 3 yards (E.Otomewo; J.Aho). Timeout #2 by MIN at 03:30.	
2-7-TEN 39	(3:30) J.Patrick up the middle to TEN 45 for 6 yards (R.Blacklock; J.Aho). Timeout #3 by MIN at 03:25.	
3-1-TEN 45	(3:25) J.Patrick right guard to TEN 47 for 2 yards (J.Ward; E.Otomewo).	R18
<u>1-10-TEN 47</u>	(2:44) M.Willis left end to MIN 30 for 23 yards (J.Ward).	R19

Two-Minute Warning

<u>1-10-MIN 30</u>	(2:00) M.Willis kneels to MIN 31 for -1 yards.
2-11-MIN 31	(1:18) M.Willis kneels to MIN 33 for -2 yards.
3-13-MIN 33	(:35) M.Willis kneels to MIN 34 for -1 yards.

END OF QUARTER

	Score	Time Poss	First Downs				Efficiencies	
			R	P	X	T	3 Down	4 Down
Tennessee Titans	24	8:29	4	2	0	6	3/4	0/0
Minnesota Vikings	16	6:31	3	2	1	6	1/1	0/0

Miscellaneous Statistics Report

Tennessee Titans vs Minnesota Vikings
8/19/2023 at U.S. Bank Stadium

Ten Longest Plays for Tennessee Titans

Yards	Qtr	Play Start	Play Description
55	3	2-1-TEN 41	(11:58) J.Chestnut right guard to MIN 4 for 55 yards (Th.Jackson). MIN-Th.Jackson was injured during the play.
33	1	1-10-MIN 33	(1:12) T.Spears right tackle for 33 yards, TOUCHDOWN.
26	3	2-3-MIN 43	(6:25) M.Willis scrambles right end to MIN 17 for 26 yards (Jo.Williams).
23	4	1-10-TEN 47	(2:44) M.Willis left end to MIN 30 for 23 yards (J.Ward).
19	2	1-10-TEN 16	(13:16) M.Willis pass short right to C.Okonkwo to TEN 35 for 19 yards (J.Williams).
16	3	3-3-MIN 46	(:48) (Shotgun) M.Willis pass short left to R.McMath to MIN 30 for 16 yards (J.Ward; K.Barnes).
13	4	2-4-MIN 24	(15:00) (Shotgun) M.Willis right end pushed ob at MIN 11 for 13 yards (L.Cine).
12	3	2-10-MIN 17	(4:58) J.Chestnut left tackle to MIN 5 for 12 yards (J.Ward, A.Carter).
11	1	3-4-TEN 36	(3:53) (Shotgun) M.Willis pass short middle to M.Kinsey to TEN 47 for 11 yards (L.Cine).
11	2	3-12-TEN 33	(11:12) (Shotgun) M.Willis scrambles up the middle to TEN 44 for 11 yards (A.Booth).

Ten Longest Plays for Minnesota Vikings

Yards	Qtr	Play Start	Play Description
33	1	2-3-MIN 32	(:33) (No Huddle) N.Mullens pass deep right to B.Sims to TEN 35 for 33 yards (T.Avery).
23	4	2-3-TEN 48	(9:26) J.Hall pass short left to C.Thompson pushed ob at TEN 25 for 23 yards (T.Jones).
20	2	3-10-TEN 47	(8:34) (Shotgun) N.Mullens pass short left to N.Muse to TEN 27 for 20 yards (T.Jones).
18	1	1-10-MIN 33	(14:55) N.Mullens pass short left to N.Muse to TEN 49 for 18 yards (S.Carter).
13	2	1-10-TEN 27	(7:54) (No Huddle) N.Mullens pass short left to T.Thomas pushed ob at TEN 14 for 13 yards (A.Marsh).
11	1	3-14-MIN 12	(5:42) (Shotgun) N.Mullens pass short middle to B.Powell to MIN 23 for 11 yards (T.Jones).
11	2	1-10-TEN 28	(:58) (Shotgun) N.Mullens pass short left to D.McBride to TEN 17 for 11 yards (M.Brown, T.Jones).
11	4	1-15-MIN 12	(12:16) (Shotgun) J.Hall pass short right to A.Dykes to MIN 23 for 11 yards (C.Campbell).
10	4	2-4-MIN 23	(11:50) (No Huddle) J.Hall pass short right to T.Thomas ran ob at MIN 33 for 10 yards (A.Marsh).
10	4	3-5-TEN 20	(7:25) (Shotgun) J.Hall scrambles left end to TEN 10 for 10 yards (B.Niemann).

Touchdown Scoring Information

		Offense	Defense	Special Teams
VISITOR	Tennessee Titans	3	0	0
HOME	Minnesota Vikings	1	0	0

Player Scoring Information

Club	Player	TD	Rush TD	Rec TD	KO TD	Punt TD	Int TD	Fum TD	Misc TD	FG	XP	2Pt Rush	2Pt Rec	Sfty	Points
TEN	J.Chestnut	0	1	1	0	0	0	0	0	0	0	0	0	0	12
TEN	T.Spears	0	1	0	0	0	0	0	0	0	0	0	0	0	6
TEN	T.Wolff	0	0	0	0	0	0	0	0	1	2	0	0	0	5
TEN	C.Shudak	0	0	0	0	0	0	0	0	0	1	0	0	0	1
MIN	G.Joseph	0	0	0	0	0	0	0	0	3	1	0	0	0	10
MIN	D.McBride	0	1	0	0	0	0	0	0	0	0	0	0	0	6

Possession Detail

	First Half		Second Half		Game	
	Visitor	Home	Visitor	Home	Visitor	Home
Largest Lead	7	2	15	0	15	2
Drives Leading	2	0	3	1	5	1
Time of Possession Leading	5:58	0:00	14:36	0:45	20:34	0:45
Largest Deficit	-2	-7	0	-15	-2	-15
Drives Trailing	1	4	2	3	3	7
Time of Possession Trailing	0:16	9:52	4:22	10:17	4:38	20:09
Times Score Tied Up		0		0		0
Lead Changes		2		1		3

Playtime Percentage

Percent of playtime per player on offense, defense and special teams (Unofficial)

Tennessee Titans

Minnesota Vikings

		Tennessee Titans				Minnesota Vikings						
		Offense	Defense	Special Teams		Offense	Defense	Special Teams				
M Willis	QB	59	97%			A Ali	C	63	100%	4	14%	
J Murray	T	45	74%			V Lowe	T	63	100%	4	14%	
T Harrison	WR	44	72%			B Brandel	T	47	75%	4	14%	
C Levin	C	35	57%	3	11%	A Schlottmann	G	47	75%			
X Newman-Johnson	G	35	57%	1	4%	O Udoh	G	47	75%			
J Chestnut	RB	32	52%	10	36%	N Muse	TE	44	70%	4	14%	
R Roberson	WR	26	43%	5	18%	T Jackson	WR	41	65%	11	39%	
A Rupcich	T	26	43%	3	11%	N Mullens	QB	41	65%			
J Duncan	T	26	43%	2	7%	J Reagor	WR	37	59%			
G Holmes	WR	23	38%	1	4%	T Chandler	RB	36	57%			
M Kinsey	WR	22	36%			T Thomas	WR	35	56%	5	18%	
T Odukoya	TE	20	33%	2	7%	J Hall	QB	22	35%			
Z Johnson	G	19	31%	3	11%	L Jackson	WR	20	32%	5	18%	
J Roos	G	19	31%	1	4%	C Thompson	TE	18	29%	9	32%	
J Whyte	TE	17	28%	10	36%	D McBride	RB	18	29%	6	21%	
C Hubbard	T	16	26%	1	4%	B Proehl	WR	18	29%	2	7%	
D Brunskill	C	16	26%	1	4%	B Sims	TE	17	27%	10	36%	
A Dillard	T	16	26%	1	4%	C DiLauro	T	16	25%	4	14%	
P Skoronski	T	16	26%	1	4%	J Snyder	G	16	25%	4	14%	
A Brewer	G	16	26%			J Sokol	C	16	25%			
J Patrick	RB	15	25%	1	4%	B Powell	WR	12	19%	3	11%	
K Rader	TE	14	23%	13	46%	J Copeland	WR	10	16%	1	4%	
N Westbrook-Ikhine	WR	14	23%	3	11%	A Dykes	RB	7	11%	12	43%	
T Spears	RB	14	23%			A Smith	RB	2	3%	15	54%	
C Moore	WR	13	21%	5	18%	J Williams	CB		49	80%	5	18%
A Mack	TE	13	21%	2	7%	L Cine	FS		47	77%		
C Okonkwo	TE	12	20%	2	7%	T Jackson	FS		42	69%	5	18%
T Wesco	TE	10	16%	4	14%	A Booth	CB		41	67%	2	7%
J Leglue	T	10	16%	3	11%	J Ward	CB		40	66%	20	71%
J Murray	C	10	16%	1	4%	T Smith	DT		40	66%	4	14%
J Rigg	TE	9	15%			S Day	DT		39	64%		
R McMath	WR	8	13%	11	39%	A Beauplan	LB		33	54%	23	82%
K Philips	WR	1	2%	1	4%	L Vilain	LB		33	54%	9	32%
S Carter	FS			56	89%	E Otomewo	DE		32	52%	4	14%
A Marsh	CB			50	79%	J Williams	CB		30	49%	7	25%
E Garror	CB			44	70%	R Blacklock	DT		28	46%		
M Brown	FS			41	65%	T Reeder	LB		28	46%		
T Avery	CB			41	65%	A Carter	LB		25	41%	12	43%
C Campbell	LB			37	59%	C Avery	DT		25	41%		
S Okuayinonu	DE			36	57%	B Whitley	DE		24	39%	7	25%
C Murphy	DE			36	57%	T Dye	LB		23	38%		
B Niemann	LB			35	56%	I Pace	LB		21	34%		
T Jones	FS			34	54%	K Barnes	CB		19	31%	9	32%
T Rush	LB			33	52%	C Weaver	DE		15	25%	10	36%
J Johnson	DT			31	49%							

K Peko	DT	28	44%	2	7%	T Gowan	CB	13	21%	16	57%
O Reese	LB	25	40%	20	71%	J Aho	DT	13	21%	9	32%
R Weaver	LB	24	38%	1	4%	W Huber	LB	10	16%	20	71%
T Tart	DT	21	33%	2	7%	R Wright	P			10	36%
A Kendall	CB	19	30%	15	54%	A DePaola	LS			10	36%
J Peevy	DT	18	29%			G Joseph	K			9	32%
T McLendon	DE	17	27%	2	7%	T Vallejo	LB			6	21%
M Dwumfour	DT	17	27%			J Williams	T			4	14%
J Gibbens	LB	16	25%	10	36%	N Thompson	CB			4	14%
L Davis	CB	16	25%	3	11%						
S Jones	CB	9	14%	1	4%						
M Jackson	SS	7	11%	14	50%						
J Thompson	SS	1	2%	3	11%						
M Cox	LS			8	29%						
R Stonehouse	P			8	29%						
T Wolff	K			8	29%						
K Jackson	WR			6	21%						
N Petit-Frere	T			3	11%						
C Shudak	K			1	4%						

National Football League Game Summary

NFL Copyright © 2023 by The National Football League. All rights reserved. This summary and play-by-play is for the express purpose of assisting media in their coverage of the game; any other use of this material is prohibited without the written permission of the National Football League.

Date: Sunday, 9/10/2023

Tennessee Titans at New Orleans Saints
at Caesars Superdome, New Orleans, LA

Start Time: 12:03 PM CDT

Game Day Weather

Game Weather: Sunny

Temp: 83° F (28.3° C) Humidity: 62%, Wind: NE 7 mph

Closed Stadium on UBU Speed Series S5 Turf

Outdoor Weather: Sunny

Officials

Referee: Torbert, Ronald (62)
Line Judge: Chaka, Maia (100)
Back Judge: Josselyn, Tony (67)

Umpire: Anderson, Barry (20)
Field Judge: Dickson, Ryan (25)
Replay Official: Young-Seigler, Artenzia (0)

Down Judge: Causey, Max (21)
Side Judge: Washington, Keith (7)

Lineups

Tennessee Titans			New Orleans Saints				
Offense		Defense	Offense		Defense		
WR 16	T.Burks	DL 96	D.Autry	WR 13	M.Thomas	RDE 96	C.Granderson
TE 85	C.Okonkwo	DT 93	T.Tart	WR 12	C.Olave	DT 99	K.Saunders
TE 88	T.Wesco	DT 98	J.Simmons	LT 70	T.Penning	DT 93	N.Shepherd
LT 71	A.Dillard	DT 95	K.Peko	LG 74	J.Hurst	LDE 94	C.Jordan
LG 77	P.Skoronski	LB 2	A.Al-Shaair	C/G 78	E.McCoy	LB 20	P.Werner
C 55	A.Brewer	LB 50	J.Gibbens	C/G 51	C.Ruiz	LB 56	D.Davis
RG 60	D.Brunskill	OLB 58	H.Landry	T 71	R.Ramczyk	SAM 53	Z.Baun
RT 66	C.Hubbard	CB 0	S.Murphy-Bunting	TE 83	J.Johnson	LCB 29	P.Adebo
WR 10	D.Hopkins	S 31	K.Byard	TE 87	F.Moreau	SS 6	M.Maye
QB 17	R.Tannehill	S 37	A.Hooker	QB 4	D.Carr	FS 32	T.Mathieu
RB 22	D.Henry	CB 26	K.Fulton	RB 21	J.Williams	RCB 23	M.Lattimore

Substitutions

P 4 R.Stonehouse, WR 5 K.Jackson, K 6 N.Folk, WR 11 C.Moore, WR 15 N.Westbrook-Ikhine, CB 20 K.Vildor, CB 21 R.McCreary, DB 24 E.Molden, RB 32 T.Spears, RB 36 J.Chestnut, S 39 M.Jackson, CB 40 A.Kendall, LB 41 O.Reese, S 44 M.Brown, LS 46 M.Cox, OLB 49 A.Key, OLB 51 T.Gipson, LB 56 M.Rice, LB 57 L.Gifford, T 73 J.Murray, TE 81 J.Whyle, DT 90 N.Jones, OLB 99 R.Weaver

S 0 U.Amadi, CB 1 A.Taylor, QB 7 T.Hill, WR 18 K.Kirkwood, K 19 B.Grupe, WR/RS 22 R.Shaheed, CB 27 I.Yiadom, CB 28 L.Johnson, DB 31 J.Howden, WR 33 K.Merritt, RB 34 T.Jones, P 39 L.Hedley, LB 43 R.Connelly, LB 45 N.Sewell, FB 46 A.Prentice, LS 49 Z.Wood, LB 52 D.Jackson, T 67 L.Young, G 73 M.Garcia, G/T 75 A.Peat, TE 80 J.Graham, DT 90 B.Bresee, DE 92 T.Kpassagnon, DL 97 M.Roach, DE 98 P.Turner

Did Not Play

QB 7 M.Willis, C/G 62 C.Levin, G/C 67 X.Newman-Johnson

QB 2 J.Winston

Not Active

3QB 8 W.Levis, WR 14 C.Dowell, CB 23 T.Avery, OLB 42 C.Murphy, OL 75 D.Radunz, OL 79 J.Duncan, DT 92 J.Peevy

WR 17 A.Perry, RB 25 K.Miller, DB 48 J.Gray, DE 55 I.Foskey, OL 64 N.Saldiveri

Field Goals (made () & missed)

N.Folk	(50)	(27)	(31)	(45)	(29)	B.Grupe	(26)	(33)	(52)	OT	Total
VISITOR:	Tennessee Titans	6	3	0	6	0	15				
HOME:	New Orleans Saints	3	3	10	0	0	16				

Scoring Plays

Team	Qtr	Time	Play Description (Extra Point) (Drive Info)	Visitor	Home
Titans	1	13:40	N.Folk 50 yd. Field Goal (4--8, 1:16)	3	0
Saints	1	10:18	B.Grupe 26 yd. Field Goal (9-67, 3:22)	3	3
Titans	1	3:07	N.Folk 27 yd. Field Goal (11-66, 7:11)	6	3
Saints	2	7:37	B.Grupe 33 yd. Field Goal (7-14, 2:17)	6	6
Titans	2	1:40	N.Folk 31 yd. Field Goal (7-57, 2:49)	9	6
Saints	3	9:25	B.Grupe 52 yd. Field Goal (7-60, 3:30)	9	9
Saints	3	1:23	R.Shaheed 19 yd. pass from D.Carr (B.Grupe kick) (5-33, 1:45)	9	16
Titans	4	11:12	N.Folk 45 yd. Field Goal (12-48, 5:11)	12	16
Titans	4	2:17	N.Folk 29 yd. Field Goal (9-62, 4:25)	15	16

National Football League Game Summary

NFL Copyright © 2023 by The National Football League. All rights reserved. This summary and play-by-play is for the express purpose of assisting media in their coverage of the game; any other use of this material is prohibited without the written permission of the National Football League.

Paid Attendance: 70,024

Time: 3:17

Final Team Statistics

	Visitor Titans	Home Saints
TOTAL FIRST DOWNS	16	15
By Rushing	5	2
By Passing	8	12
By Penalty	3	1
THIRD DOWN EFFICIENCY	2-12-16.7%	7-16-43.8%
FOURTH DOWN EFFICIENCY	0-0-0.0%	0-0-0.0%
TOTAL NET YARDS	285	351
Total Offensive Plays (inc. times thrown passing)	59	64
Average gain per offensive play	4.8	5.5
NET YARDS RUSHING	104	69
Total Rushing Plays	22	27
Average gain per rushing play	4.7	2.6
Tackles for a loss-number and yards	1-2	3-8
NET YARDS PASSING	181	282
Times thrown - yards lost attempting to pass	3-17	4-23
Gross yards passing	198	305
PASS ATTEMPTS-COMPLETIONS-HAD INTERCEPTED	34-16-3	33-23-1
Avg gain per pass play (inc.# thrown passing)	4.9	7.6
KICKOFFS Number-In End Zone-Touchbacks	6-2-1	5-5-5
PUNTS Number and Average	3-35.7	5-48.2
Had Blocked	0	0
FGs - PATs Had Blocked	0-0	0-0
Net Punting Average	33.7	40.8
TOTAL RETURN YARDAGE (Not Including Kickoffs)	47	11
No. and Yards Punt Returns	4-37	2-6
No. and Yards Kickoff Returns	0-0	5-110
No. and Yards Interception Returns	1-10	3-5
PENALTIES Number and Yards	6-45	7-45
FUMBLES Number and Lost	0-0	2-1
TOUCHDOWNS	0	1
Rushing	0	0
Passing	0	1
EXTRA POINTS Made-Attempts	0-0	1-1
Kicking Made-Attempts	0-0	1-1
FIELD GOALS Made-Attempts	5-5	3-3
RED ZONE EFFICIENCY	0-3-0%	1-4-25%
GOAL TO GO EFFICIENCY	0-0-0%	0-1-0%
SAFETIES	0	0
FINAL SCORE	15	16
TIME OF POSSESSION	31:20	28:40

Ball Possession And Drive Chart

Tennessee Titans

#	Time Recd	Time Lost	Time Poss	How Ball Obtained	Drive Began	# Play	Yds Gain	Yds Pen	Net Yds	1st Down	Last Scrm	How Given Up
1	14:56	13:40	1:16	Fumble	NO 24	4	2	-10	-8	0	NO 32	Field Goal
2	10:18	3:07	7:11	Kickoff	TEN 25	11	66	0	66	4	* NO 9	Field Goal
3	1:22	0:00	1:22	Punt	TEN 23	3	2	0	2	0	TEN 25	Punt
4	11:44	9:54	1:50	Punt	TEN 23	3	4	0	4	0	TEN 27	Punt
5	7:37	6:36	1:01	Kickoff	TEN 25	3	5	0	5	0	TEN 30	Interception
6	4:29	1:40	2:49	Punt	TEN 30	7	67	-10	57	2	* NO 13	Field Goal
7	0:30	0:00	0:30	Interception	TEN 22	1	-8	0	-8	0	TEN 22	End of Half
8	15:00	12:55	2:05	Kickoff	TEN 25	4	28	0	28	2	NO 47	Interception
9	9:25	7:15	2:10	Kickoff	TEN 25	4	9	0	9	1	TEN 34	Punt
10	4:38	3:08	1:30	Punt	TEN 11	3	5	0	5	0	TEN 16	Interception
11	1:23	11:12	5:11	Kickoff	TEN 25	12	48	0	48	4	NO 27	Field Goal
12	6:42	2:17	4:25	Punt	TEN 27	9	57	5	62	3	* NO 11	Field Goal

(337) Average TEN 28

New Orleans Saints

#	Time Recd	Time Lost	Time Poss	How Ball Obtained	Drive Began	# Play	Yds Gain	Yds Pen	Net Yds	1st Down	Last Scrm	How Given Up
1	15:00	14:56	0:04	Kickoff		0	0	0	0	0		Fumble
2	13:40	10:18	3:22	Kickoff	NO 25	9	67	0	67	3	* TEN 8	Field Goal
3	3:07	1:22	1:45	Kickoff	NO 28	3	3	-5	-2	0	NO 26	Punt
4	15:00	11:44	3:16	Punt	NO 13	5	23	0	23	1	NO 36	Punt
5	9:54	7:37	2:17	Punt	TEN 28	7	14	0	14	1	* TEN 14	Field Goal
6	6:36	4:29	2:07	Interception	NO 41	3	-8	0	-8	0	NO 33	Punt
7	1:40	0:30	1:10	Kickoff	NO 25	6	44	0	44	2	TEN 31	Interception
8	12:55	9:25	3:30	Interception	NO 6	7	60	0	60	1	TEN 34	Field Goal
9	7:15	4:38	2:37	Punt	NO 18	5	11	15	26	1	NO 44	Punt
10	3:08	1:23	1:45	Interception	TEN 33	5	33	0	33	2	* TEN 19	Touchdown
11	11:12	6:42	4:30	Kickoff	NO 13	8	35	-5	30	2	NO 43	Punt
12	2:17	0:00	2:17	Kickoff	NO 29	9	69	-10	59	2	* TEN 11	End of Game

(337) Average NO 31

* inside opponent's 20

Time of Possession by Quarter		1st	2nd	3rd	4th	OT	Total
Visitor	Tennessee Titans	9:49	6:10	7:08	8:13		31:20
Home	New Orleans Saints	5:11	8:50	7:52	6:47		28:40
Kickoff Drive No.-Start Average		Titans: 5 - TEN 25			Saints: 5 - NO 24		

Final Defensive Statistics

Tennessee Titans	Regular Defensive Plays												Special Teams					Misc			
	TKL	AST	COMB	SK	/ YDS	TFL	QH	IN	PD	FF	FR	TKL	AST	FF	FR	BL	TKL	AST	FF	FR	
K.Byard	6	3	9	0	0	0	0	0	0	0	0	0	0	0	0	0	0	0	0	0	0
E.Molden	6	2	8	0	0	0	0	0	1	0	0	0	0	0	0	0	0	0	0	0	0
J.Gibbens	6	1	7	0	0	1	0	0	0	0	0	0	1	0	0	0	0	0	0	0	0
S.Murphy-Bunting	4	2	6	0	0	0	0	0	0	1	0	0	0	0	0	0	0	0	0	0	0
A.Al-Shaair	2	4	6	0	0	0	0	0	0	0	0	0	0	0	0	0	0	0	0	0	0
D.Autry	4	1	5	1.5	10.5	1	4	0	0	0	0	0	0	0	0	0	0	0	0	0	0
J.Simmons	3	2	5	1	3	2	1	0	0	0	0	0	0	0	0	0	0	0	0	0	0
T.Tart	3	2	5	0	0	1	0	0	0	0	0	0	0	0	0	0	0	0	0	0	0
A.Hooker	2	2	4	0	0	1	0	1	2	0	0	1	0	1	1	0	0	0	0	0	0
A.Key	1	3	4	1.5	9.5	1	2	0	1	0	0	0	0	0	0	0	0	0	0	0	0
K.Fulton	2	0	2	0	0	0	0	0	0	0	0	0	0	0	0	0	0	0	0	0	0
K.Peko	0	2	2	0	0	0	0	0	0	0	0	0	0	0	0	0	0	0	0	0	0
H.Landry	1	0	1	0	0	0	1	0	0	0	0	0	0	0	0	0	0	0	0	0	0
K.Vildor	1	0	1	0	0	0	0	0	0	0	0	0	0	0	0	0	0	0	0	0	0
N.Jones	0	1	1	0	0	0	0	0	0	0	0	0	0	0	0	0	0	0	0	0	0
A.Kendall	0	0	0	0	0	0	0	0	0	0	0	2	1	0	0	0	0	0	0	0	0
M.Rice	0	0	0	0	0	0	0	0	0	0	0	1	1	0	0	0	0	0	0	0	0
O.Reese	0	0	0	0	0	0	0	0	0	0	0	0	1	0	0	0	0	0	0	0	0
D.Hopkins	0	0	0	0	0	0	0	0	0	0	0	0	0	0	0	0	2	0	0	0	0
C.Moore	0	0	0	0	0	0	0	0	0	0	0	0	0	0	0	0	1	0	0	0	0
Total	41	25	66	4	23	7	8	1	4	1	0	4	4	1	1	0	3	0	0	0	0

TKL = Tackle AST = Assist COMB = Combined QH=QB Hit IN = Interception PD = Pass Defense FF = Forced Fumble FR = Fumble Recovery

New Orleans Saints	Regular Defensive Plays												Special Teams					Misc			
	TKL	AST	COMB	SK	/ YDS	TFL	QH	IN	PD	FF	FR	TKL	AST	FF	FR	BL	TKL	AST	FF	FR	
D.Davis	9	1	10	0	0	1	0	0	0	0	0	0	0	0	0	0	0	0	0	0	0
P.Werner	3	5	8	0.5	4	0	1	0	0	0	0	0	0	0	0	0	0	0	0	0	0
M.Maye	5	1	6	0	0	0	0	1	1	0	0	0	0	0	0	0	0	0	0	0	0
A.Taylor	3	2	5	0	0	0	0	0	1	0	0	0	0	0	0	0	0	0	0	0	0
T.Mathieu	3	2	5	0	0	0	0	0	0	0	0	0	0	0	0	0	0	0	0	0	0
C.Jordan	2	3	5	0.5	0	0	1	0	2	0	0	0	0	0	0	0	0	0	0	0	0
C.Granderson	2	2	4	1.5	9	1	4	0	0	0	0	0	0	0	0	0	0	0	0	0	0
M.Lattimore	2	0	2	0	0	0	0	1	4	0	0	0	0	0	0	0	0	0	0	0	0
P.Adebo	2	0	2	0	0	0	0	1	1	0	0	0	0	0	0	0	0	0	0	0	0
M.Roach	0	2	2	0	0	0	0	0	0	0	0	0	0	0	0	0	0	0	0	0	0
T.Kpassagnon	1	0	1	0	0	0	2	0	0	0	0	0	0	0	0	0	0	0	0	0	0
B.Bresee	0	1	1	0.5	4	0	2	0	0	0	0	0	0	0	0	0	0	0	0	0	0
P.Turner	0	1	1	0	0	0	0	0	0	0	0	0	0	0	0	0	0	0	0	0	0
I.Yiadom	0	0	0	0	0	0	0	0	1	0	0	1	0	0	0	0	0	0	0	0	0
U.Amadi	0	0	0	0	0	0	0	0	1	0	0	0	0	0	0	0	0	0	0	0	0
T.Hill	0	0	0	0	0	0	0	0	0	0	0	1	0	0	0	0	0	0	0	0	0
L.Johnson	0	0	0	0	0	0	0	0	0	0	0	1	0	0	0	0	0	0	0	0	0
D.Jackson	0	0	0	0	0	0	0	0	0	0	0	0	2	0	0	0	0	0	0	0	0
Z.Wood	0	0	0	0	0	0	0	0	0	0	0	0	1	0	0	0	0	0	0	0	0
A.Prentice	0	0	0	0	0	0	0	0	0	0	0	0	1	0	0	0	0	0	0	0	0
J.Johnson	0	0	0	0	0	0	0	0	0	0	0	0	0	0	0	0	1	0	0	0	0
J.Williams	0	0	0	0	0	0	0	0	0	0	0	0	0	0	0	0	0	0	0	0	1
Total	32	20	52	3	17	2	10	3	11	0	0	3	4	0	0	0	1	0	0	0	1

First Quarter

TEN wins the coin toss and elects to defer. NO elects to Receive, and TEN elects to defend the south goal.

N.Folk kicks 63 yards from TEN 35 to NO 2. R.Shaheed to NO 21 for 19 yards (A.Hooker). FUMBLES (A.Hooker), ball out of bounds at NO 24.

PENALTY on NO-A.Prentice, Offensive Holding, 10 yards, enforced at NO 20.

Tennessee challenged the ball was inbounds ruling, and the play was REVERSED.

N.Folk kicks 63 yards from TEN 35 to NO 2. R.Shaheed to NO 21 for 19 yards (A.Hooker). FUMBLES (A.Hooker), RECOVERED by TEN-A.Hooker at NO 24.

Penalty on NO-A.Prentice, Offensive Holding, declined.

Tennessee Titans at 14:56

- 1-10-NO 24 (14:56) *PENALTY on TEN-T.Wesco, False Start, 5 yards, enforced at NO 24 - No Play.*
- 1-15-NO 29 (14:56) (Shotgun) R.Tannehill pass incomplete short right to C.Okonkwo.
- 2-15-NO 29 (14:53) (Shotgun) R.Tannehill right end to NO 27 for 2 yards (C.Granderson).
- 3-13-NO 27 (14:06) (Shotgun) *PENALTY on TEN-D.Hopkins, False Start, 5 yards, enforced at NO 27 - No Play.*
- 3-18-NO 32 (13:49) (Shotgun) R.Tannehill pass incomplete short right to T.Spears [C.Granderson].
- 4-18-NO 32 (13:45) **N.Folk 50 yard field goal is GOOD, Center-M.Cox, Holder-R.Stonehouse.**

Timeout at 13:40.

TEN 3 NO 0, 4 plays, -8 yards, 1:16 drive, 1:20 elapsed

N.Folk kicks 62 yards from TEN 35 to NO 3. R.Shaheed to NO 25 for 22 yards (M.Rice; O.Reese).

New Orleans Saints at 13:40, (1st play from scrimmage 13:35)

- 1-10-NO 25 (13:35) (Shotgun) D.Carr pass deep left to M.Thomas pushed ob at 50 for 25 yards (K.Fulton). P1
- 1-10-50 (13:15) (No Huddle) D.Carr pass short right to J.Williams to TEN 45 for 5 yards (H.Landry).
- 2-5-TEN 45 (12:42) (Shotgun) J.Williams right guard to TEN 45 for no gain (D.Autry).
- 3-5-TEN 45 (12:11) (Shotgun) D.Carr pass short middle to M.Thomas to TEN 33 for 12 yards (S.Murphy-Bunting). P2
- 1-10-TEN 33 (11:34) (Shotgun) D.Carr pass deep right to R.Shaheed pushed ob at TEN 11 for 22 yards (K.Byard) [D.Autry]. P3
- 1-10-TEN 11 (11:13) J.Williams right guard to TEN 8 for 3 yards (K.Peko; K.Byard).
- 2-7-TEN 8 (10:32) (Shotgun) D.Carr pass incomplete short right to M.Thomas.
- 3-7-TEN 8 (10:25) (Shotgun) D.Carr pass incomplete short middle to M.Thomas.
- 4-7-TEN 8 (10:21) **B.Grupe 26 yard field goal is GOOD, Center-Z.Wood, Holder-L.Hedley.**

Timeout at 10:18.

TEN 3 NO 3, 9 plays, 67 yards, 3:22 drive, 4:42 elapsed

B.Grupe kicks 65 yards from NO 35 to end zone, Touchback.

Tennessee Titans at 10:18

- 1-10-TEN 25 (10:18) D.Henry left guard to TEN 31 for 6 yards (M.Lattimore).
- 2-4-TEN 31 (9:41) (Shotgun) D.Henry left guard to TEN 37 for 6 yards (P.Werner; T.Mathieu). R1
- 1-10-TEN 37 (8:59) (Shotgun) R.Tannehill sacked at TEN 37 for 0 yards (sack split by C.Jordan and C.Granderson).
- 2-10-TEN 37 (8:16) D.Henry left tackle to TEN 43 for 6 yards (P.Werner).
- 3-4-TEN 43 (7:33) (Shotgun) R.Tannehill pass short right to T.Spears to TEN 45 for 2 yards (P.Werner). X2
- PENALTY on NO-A.Taylor, Defensive Holding, 5 yards, enforced at TEN 43 - No Play.*
- 1-10-TEN 48 (7:11) *PENALTY on TEN-C.Okonkwo, False Start, 5 yards, enforced at TEN 48 - No Play.*
- 1-15-TEN 43 (6:47) (Shotgun) R.Tannehill pass short middle to D.Hopkins to NO 48 for 9 yards (M.Lattimore).
- 2-6-NO 48 (6:05) D.Henry right end to NO 30 for 18 yards (D.Davis). R3
- 1-10-NO 30 (5:20) R.Tannehill pass short left to D.Hopkins to NO 15 for 15 yards (M.Maye). P4
- 1-10-NO 15 (4:34) (Shotgun) R.Tannehill pass incomplete short left to T.Spears.
- 2-10-NO 15 (4:29) (Shotgun) Direct snap to D.Henry. D.Henry left end to NO 12 for 3 yards (T.Mathieu).
- 3-7-NO 12 (3:48) (Shotgun) R.Tannehill pass short right to N.Westbrook-Ikhine to NO 9 for 3 yards (A.Taylor) [T.Kpassagnon].
- 4-4-NO 9 (3:10) **N.Folk 27 yard field goal is GOOD, Center-M.Cox, Holder-R.Stonehouse.**

Timeout at 03:07.

TEN 6 NO 3, 11 plays, 66 yards, 1 penalty, 7:11 drive, 11:53 elapsed

N.Folk kicks 63 yards from TEN 35 to NO 2. R.Shaheed to NO 28 for 26 yards (A.Kendall).

New Orleans Saints at 3:07, (1st play from scrimmage 3:01)

- 1-10-NO 28 (3:01) (Shotgun) D.Carr pass short left to R.Shaheed to NO 27 for -1 yards (A.Hooker).
- 2-11-NO 27 (2:25) *PENALTY on NO-C.Olave, False Start, 5 yards, enforced at NO 27 - No Play.*
- 2-16-NO 22 (2:10) (Shotgun) D.Carr pass short left to J.Johnson to NO 26 for 4 yards (K.Fulton, A.Hooker).

Tennessee Titans vs New Orleans Saints at Caesars Superdome

- 3-12-NO 26 (1:36) (Shotgun) D.Carr pass incomplete deep left to C.Olave.
- 4-12-NO 26 (1:30) L.Hedley punts 51 yards to TEN 23, Center-Z.Wood, out of bounds.

Timeout at 01:22.

Tennessee Titans at 1:22

- 1-10-TEN 23 (1:22) (Shotgun) R.Tannehill pass incomplete short left to N.Westbrook-Ikhine (M.Lattimore) [T.Kpassagnon].
- 2-10-TEN 23 (1:18) D.Henry left tackle to TEN 24 for 1 yard (M.Roach; P.Turner).
- 3-9-TEN 24 (:37) (Shotgun) R.Tannehill scrambles left end pushed ob at TEN 25 for 1 yard (D.Davis).
- 4-8-TEN 25 (:01) R.Stonehouse punts 62 yards to NO 13, Center-M.Cox. R.Shaheed ran ob at NO 13 for no gain.

END OF QUARTER

		Time	First Downs				Efficiencies	
	Score	Poss	R	P	X	T	3 Down	4 Down
Tennessee Titans	6	9:49	2	1	1	4	0/3	0/0
New Orleans Saints	3	5:11	0	3	0	3	1/3	0/0

Second Quarter

9/10/2023

Play By Play

New Orleans Saints continued.

New Orleans Saints at 15:00

- 1-10-NO 13 (15:00) J.Williams left guard to NO 14 for 1 yard (T.Tart).
- 2-9-NO 14 (14:27) (Shotgun) D.Carr pass short middle to C.Olave to NO 31 for 17 yards (E.Molden). P4
- 1-10-NO 31 (13:50) J.Williams right end pushed ob at NO 37 for 6 yards (A.Hooker).
- 2-4-NO 37 (13:15) D.Carr sacked at NO 31 for -6 yards (A.Key). TEN-K.Fulton was injured during the play. His return is Questionable.

Timeout at 12:42.

- 3-10-NO 31 (12:38) (Shotgun) D.Carr pass short middle to J.Johnson to NO 36 for 5 yards (A.Al-Shaair) [D.Autry].
- 4-5-NO 36 (11:54) L.Hedley punts 52 yards to TEN 12, Center-Z.Wood. K.Jackson to TEN 23 for 11 yards (T.Hill, D.Jackson).

Tennessee Titans at 11:44

- 1-10-TEN 23 (11:44) (Shotgun) D.Henry left end to TEN 26 for 3 yards (D.Davis).
- 2-7-TEN 26 (11:01) D.Henry right tackle to TEN 27 for 1 yard (C.Jordan; P.Werner).
- 3-6-TEN 27 (10:18) (Shotgun) R.Tannehill pass incomplete short right to N.Westbrook-Ikhine (A.Taylor). NO-P.Turner was injured during the play. His return is Probable.

Timeout at 10:10.

- 4-6-TEN 27 (10:01) R.Stonehouse punts 1 yard to TEN 28, Center-M.Cox, out of bounds.

New Orleans Saints at 9:54

- 1-10-TEN 28 (9:54) D.Carr scrambles right tackle to TEN 21 for 7 yards (J.Gibbens).
- 2-3-TEN 21 (9:07) (Shotgun) D.Carr pass short left to C.Olave to TEN 19 for 2 yards (J.Gibbens).
- 3-1-TEN 19 (8:35) J.Williams left guard to TEN 14 for 5 yards (J.Simmons; J.Gibbens). R5
- 1-10-TEN 14 (7:59) (Shotgun) D.Carr pass incomplete short right to R.Shaheed.
INJURY UPDATE: Titans 26-K.Fulton, hamstring, QUESTIONABLE to return.
New Orleans challenged the incomplete pass ruling, and the play was Upheld. The ruling on the field stands. (Timeout #1.)

Timeout at 07:50.

- 2-10-TEN 14 (7:50) (Shotgun) D.Carr pass incomplete short left to T.Hill.
- 3-10-TEN 14 (7:45) (Shotgun) D.Carr pass incomplete short middle to M.Thomas (A.Key).
Tennessee challenged the incomplete pass ruling, and the play was Upheld. The ruling on the field stands. (Timeout #1.)
- 4-10-TEN 14 **(7:40) B.Grupe 33 yard field goal is GOOD, Center-Z.Wood, Holder-L.Hedley.**

Timeout at 07:37.

TEN 6 NO 6, 7 plays, 14 yards, 2:17 drive, 7:23 elapsed

B.Grupe kicks 65 yards from NO 35 to end zone, Touchback.

Tennessee Titans at 7:37

- 1-10-TEN 25 (7:37) R.Tannehill pass incomplete deep left to D.Hopkins (M.Lattimore).
- 2-10-TEN 25 (7:31) D.Henry right tackle to TEN 30 for 5 yards (D.Davis).
- 3-5-TEN 30 (6:48) (Shotgun) R.Tannehill pass deep right intended for D.Hopkins INTERCEPTED by M.Lattimore [C.Granderson] at NO 41. M.Lattimore to NO 41 for no gain (D.Hopkins).

New Orleans Saints at 6:36

- 1-10-NO 41 (6:36) J.Williams right end to NO 43 for 2 yards (E.Molden).
- 2-8-NO 43 (6:00) (Shotgun) D.Carr sacked at NO 36 for -7 yards (sack split by A.Key and D.Autry).
- 3-15-NO 36 (5:17) (Shotgun) D.Carr sacked at NO 33 for -3 yards (J.Simmons).
- 4-18-NO 33 (4:41) L.Hedley punts 49 yards to TEN 18, Center-Z.Wood. K.Jackson to TEN 30 for 12 yards (D.Jackson; Z.Wood).

Tennessee Titans at 4:29

- 1-10-TEN 30 (4:29) R.Tannehill pass short left to D.Henry to NO 24 for 46 yards (M.Maye). P5
- 1-10-NO 24 (3:43) T.Burks left end to NO 15 for 9 yards (M.Maye).
- 2-1-NO 15 (3:01) D.Henry left tackle to NO 13 for 2 yards (P.Werner; M.Maye). R6
- 1-10-NO 13 (2:16) (Shotgun) R.Tannehill pass incomplete short right to D.Hopkins (C.Jordan).
- 2-10-NO 13 (2:12) D.Henry left end pushed ob at NO 11 for 2 yards (T.Mathieu; D.Davis).
PENALTY on TEN-A.Brewer, Offensive Holding, 10 yards, enforced at NO 13 - No Play.

Two-Minute Warning

- 2-20-NO 23 (2:00) R.Tannehill pass short right to D.Henry to NO 13 for 10 yards (A.Taylor; P.Werner).
Timeout #2 by NO at 01:49.
- 3-10-NO 13 (1:49) (Shotgun) R.Tannehill pass incomplete short right [B.Bresee].
- 4-10-NO 13 **(1:43) N.Folk 31 yard field goal is GOOD, Center-M.Cox, Holder-R.Stonehouse.**
Penalty on NO, Illegal Formation, declined.

Tennessee Titans vs New Orleans Saints at Caesars Superdome

TEN 9 NO 6, 7 plays, 57 yards, 2:49 drive, 13:20 elapsed

N.Folk kicks 65 yards from TEN 35 to end zone, Touchback.

New Orleans Saints at 1:40

- 1-10-NO 25 (1:40) (Shotgun) D.Carr pass short right to J.Johnson to TEN 48 for 27 yards (E.Molden, K.Byard) [H.Landry]. P6
- 1-10-TEN 48 (1:21) (No Huddle, Shotgun) D.Carr pass short middle to R.Shaheed to TEN 40 for 8 yards (K.Byard).
- 2-2-TEN 40 (1:06) (No Huddle, Shotgun) D.Carr pass short right to C.Olave pushed ob at TEN 33 for 7 yards (K.Vildor). P7
The Replay Official reviewed the pass completion ruling, and the play was Upheld. The ruling on the field stands.
- 1-10-TEN 33 (1:00) (Shotgun) D.Carr sacked at TEN 40 for -7 yards (D.Autry).
Timeout #3 by NO at 00:55.
- 2-17-TEN 40 (:55) (Shotgun) D.Carr pass short left to M.Thomas to TEN 31 for 9 yards (K.Byard).
- 3-8-TEN 31 (:37) (No Huddle, Shotgun) D.Carr pass deep middle intended for J.Johnson INTERCEPTED by A.Hooker at TEN 12. A.Hooker to TEN 22 for 10 yards (J.Johnson).

Tennessee Titans at 0:30

- 1-10-TEN 22 (:30) (Shotgun) R.Tannehill sacked at TEN 14 for -8 yards (sack split by B.Bresee and P.Werner).

END OF QUARTER

		Time	First Downs				Efficiencies	
	Score	Poss	R	P	X	T	3 Down	4 Down
Tennessee Titans	9	6:10	1	1	0	2	0/3	0/0
New Orleans Saints	6	8:50	1	3	0	4	1/5	0/0

Third Quarter

9/10/2023

Play By Play

TEN elects to Receive, and NO elects to defend the South goal.

B.Grupe kicks 65 yards from NO 35 to end zone, Touchback.

Tennessee Titans at 15:00

- 1-10-TEN 25 (15:00) (Shotgun) R.Tannehill pass short left to D.Hopkins to TEN 29 for 4 yards (P.Werner).
 2-6-TEN 29 (14:26) D.Henry left tackle to TEN 36 for 7 yards (C.Jordan). R7
 1-10-TEN 36 (13:48) (Shotgun) T.Spears left end pushed ob at NO 47 for 17 yards (D.Davis). R8
 1-10-NO 47 (13:06) R.Tannehill pass deep left intended for C.Moore INTERCEPTED by M.Maye (I.Yiadom) at NO 1. M.Maye to NO 6 for 5 yards (C.Moore).

Timeout at 12:55.

New Orleans Saints at 12:55

- 1-10-NO 6 (12:55) J.Williams right tackle to NO 10 for 4 yards (N.Jones; A.Al-Shaair).
 2-6-NO 10 (12:23) (Shotgun) J.Williams left guard to NO 13 for 3 yards (E.Molden; T.Tart).
 3-3-NO 13 (11:44) (Shotgun) D.Carr pass deep left to C.Olave pushed ob at TEN 42 for 45 yards (K.Byard). P8
 1-10-TEN 42 (11:04) (Shotgun) Direct snap to T.Hill. T.Hill right guard to TEN 38 for 4 yards (J.Gibbens).
 2-6-TEN 38 (10:28) T.Jones right end to TEN 33 for 5 yards (S.Murphy-Bunting).
 3-1-TEN 33 (9:47) J.Williams right tackle to TEN 34 for -1 yards (J.Gibbens, A.Al-Shaair).
Penalty on NO-E.McCoy, Offensive Holding, declined.
 4-2-TEN 34 (9:30) **B.Grupe 52 yard field goal is GOOD, Center-Z.Wood, Holder-L.Hedley.**

Timeout at 09:25.

TEN 9 NO 9, 7 plays, 60 yards, 3:30 drive, 5:35 elapsed

B.Grupe kicks 65 yards from NO 35 to end zone, Touchback.

Tennessee Titans at 9:25

- 1-10-TEN 25 (9:25) (Shotgun) R.Tannehill pass short middle to T.Burks to TEN 39 for 14 yards (P.Adebo). P9
 1-10-TEN 39 (8:48) (Shotgun) R.Tannehill pass short left to T.Burks to TEN 43 for 4 yards (M.Maye).
 2-6-TEN 43 (8:08) (Shotgun) R.Tannehill pass incomplete short middle to T.Burks.
 3-6-TEN 43 (8:04) (Shotgun) R.Tannehill sacked at TEN 34 for -9 yards (C.Granderson).
 4-15-TEN 34 (7:27) R.Stonehouse punts 44 yards to NO 22, Center-M.Cox. R.Shaheed ran ob at NO 45 for 23 yards (M.Rice).
PENALTY on NO-L.Johnson, Offensive Holding, 10 yards, enforced at NO 28.

Timeout at 07:15.

New Orleans Saints at 7:15

- 1-10-NO 18 (7:15) (Shotgun) J.Williams right guard to NO 19 for 1 yard (D.Autry).
 2-9-NO 19 (6:43) (Shotgun) D.Carr pass short left to M.Thomas to NO 26 for 7 yards (A.Al-Shaair).
 3-2-NO 26 (6:06) (Shotgun) D.Carr pass incomplete short left to J.Johnson (R.McCreary).
PENALTY on TEN-A.Al-Shaair, Roughing the Passer, 15 yards, enforced at NO 26 - No Play. X9
 1-10-NO 41 (5:58) (Shotgun) D.Carr pass short right to C.Olave pushed ob at NO 47 for 6 yards (K.Byard).
 2-4-NO 47 (5:27) J.Williams left guard to NO 44 for -3 yards (T.Tart).
 3-7-NO 44 (4:50) (Shotgun) D.Carr pass incomplete short left to J.Johnson (A.Hooker).
 4-7-NO 44 (4:46) L.Hedley punts 45 yards to TEN 11, Center-Z.Wood. K.Jackson to TEN 11 for no gain (L.Johnson).

Timeout at 04:38.

Tennessee Titans at 4:38

- 1-10-TEN 11 (4:38) (Shotgun) T.Spears right guard to TEN 13 for 2 yards (C.Granderson; T.Mathieu).
 2-8-TEN 13 (3:57) (Shotgun) R.Tannehill pass short right to D.Hopkins to TEN 16 for 3 yards (A.Taylor).
 3-5-TEN 16 (3:14) (Shotgun) R.Tannehill pass deep right intended for D.Hopkins INTERCEPTED by P.Adebo at TEN 33. P.Adebo pushed ob at TEN 33 for no gain (D.Hopkins).

New Orleans Saints at 3:08

- 1-10-TEN 33 (3:08) (Shotgun) Direct snap to T.Hill. T.Hill left end pushed ob at TEN 29 for 4 yards (T.Tart).
 2-6-TEN 29 (2:41) (Shotgun) D.Carr pass short right to C.Olave pushed ob at TEN 22 for 7 yards (E.Molden). P10
 1-10-TEN 22 (2:10) J.Williams right guard to TEN 19 for 3 yards (S.Murphy-Bunting).
 2-7-TEN 19 (1:33) D.Carr pass incomplete deep right to K.Kirkwood.
 3-7-TEN 19 (1:28) (Shotgun) **D.Carr pass deep right to R.Shaheed for 19 yards, TOUCHDOWN.** P11
 B.Grupe extra point is GOOD, Center-Z.Wood, Holder-L.Hedley.

TEN 9 NO 16, 5 plays, 33 yards, 1:45 drive, 13:37 elapsed

Tennessee Titans vs New Orleans Saints at Caesars Superdome

B.Grupe kicks 65 yards from NO 35 to end zone, Touchback.

Tennessee Titans at 1:23

1-10-TEN 25 (1:23) D.Henry left tackle to TEN 28 for 3 yards (T.Kpassagnon).

2-7-TEN 28 (:45) (Shotgun) PENALTY on TEN-T.Burks, False Start, 5 yards, enforced at TEN 28 - No Play.

2-12-TEN 23 (:25) (Shotgun) R.Tannehill scrambles up the middle to TEN 25 for 2 yards (M.Roach; D.Davis).

END OF QUARTER

	Score	Time Poss	First Downs				Efficiencies	
			R	P	X	T	3 Down	4 Down
Tennessee Titans	9	7:08	2	1	0	3	0/2	0/0
New Orleans Saints	16	7:52	0	3	1	4	2/4	0/0

Fourth Quarter

9/10/2023

Play By Play

Tennessee Titans continued.

3-10-TEN 25	(15:00) (Shotgun) R.Tannehill pass deep middle to D.Hopkins to TEN 41 for 16 yards (P.Adebo).	P10
<u>1-10-TEN 41</u>	(14:20) (Shotgun) R.Tannehill pass short right to D.Hopkins pushed ob at NO 47 for 12 yards (A.Taylor).	P11
<u>1-10-NO 47</u>	(13:43) (Shotgun) R.Tannehill pass incomplete deep right to C.Okonkwo.	
2-10-NO 47	(13:37) (Shotgun) R.Tannehill pass short middle to N.Westbrook-Ikhine to NO 37 for 10 yards (P.Werner).	P12
<u>1-10-NO 37</u>	(13:00) D.Henry left guard to NO 33 for 4 yards (C.Jordan).	
2-6-NO 33	(12:17) R.Tannehill pass incomplete short right to D.Hopkins.	
3-6-NO 33	(12:11) (Shotgun) R.Tannehill pass incomplete short middle to N.Westbrook-Ikhine. NO-A.Taylor was injured during the play. His return is Probable. <i>PENALTY on NO-P.Adebo, Defensive Holding, 5 yards, enforced at NO 33 - No Play.</i>	X13

Timeout at 12:06.

<u>1-10-NO 28</u>	(12:06) R.Tannehill pass incomplete short right to D.Henry (C.Jordan).
2-10-NO 28	(12:01) (Shotgun) R.Tannehill pass short left to T.Spears to NO 27 for 1 yard (T.Mathieu).
3-9-NO 27	(11:20) (Shotgun) R.Tannehill pass incomplete short right to D.Hopkins (U.Amadi).
4-9-NO 27	(11:16) N.Folk 45 yard field goal is GOOD, Center-M.Cox, Holder-R.Stonehouse.

Timeout at 11:12.

TEN 12 NO 16, 12 plays, 48 yards, 1 penalty, 5:11 drive, 3:48 elapsed

N.Folk kicks 68 yards from TEN 35 to NO -3. R.Shaheed to NO 13 for 16 yards (A.Kendall).

New Orleans Saints at 11:12, (1st play from scrimmage 11:09)

1-10-NO 13	(11:09) J.Williams right guard to NO 15 for 2 yards (D.Autry, E.Molden).	
2-8-NO 15	(10:34) (Shotgun) D.Carr pass short middle to C.Olave to NO 28 for 13 yards (E.Molden).	P12
<u>1-10-NO 28</u>	(9:55) (Shotgun) Direct snap to T.Hill. T.Hill left end pushed ob at NO 24 for -4 yards (J.Simmons).	
2-14-NO 24	(9:18) (Shotgun) J.Williams right guard to NO 27 for 3 yards (T.Tart; A.Key).	
3-11-NO 27	(8:41) (Shotgun) D.Carr pass short right to C.Olave pushed ob at NO 42 for 15 yards (S.Murphy-Bunting).	P13
<u>1-10-NO 42</u>	(8:03) (Shotgun) J.Williams left guard to NO 46 for 4 yards (A.Key; A.Al-Shaair).	
2-6-NO 46	(7:29) <i>PENALTY on NO-R.Ramczyk, False Start, 5 yards, enforced at NO 46 - No Play.</i>	
2-11-NO 41	(7:29) (Shotgun) D.Carr pass short right to J.Williams to NO 43 for 2 yards (K.Byard; K.Peko). TEN-K.Peko was injured during the play.	

Timeout at 07:15.

3-9-NO 43	(6:59) (Shotgun) D.Carr pass incomplete deep right to C.Olave (E.Molden).
4-9-NO 43	(6:51) L.Hedley punts 44 yards to TEN 13, Center-Z.Wood. K.Jackson to TEN 27 for 14 yards (I.Yiadam, A.Prentice).

Tennessee Titans at 6:42

1-10-TEN 27	(6:42) (Shotgun) T.Spears left tackle to TEN 35 for 8 yards (M.Maye).	
2-2-TEN 35	(6:01) R.Tannehill pass incomplete deep left to T.Spears.	
3-2-TEN 35	(5:53) (Shotgun) R.Tannehill pass short right to N.Westbrook-Ikhine to NO 44 for 21 yards (D.Davis).	P14
<u>1-10-NO 44</u>	(5:16) D.Henry left guard to NO 44 for no gain (D.Davis, C.Jordan).	
2-10-NO 44	(4:36) (Shotgun) R.Tannehill pass short left to N.Westbrook-Ikhine to NO 20 for 24 yards (T.Mathieu).	P15
<u>1-10-NO 20</u>	(3:48) (Shotgun) R.Tannehill pass incomplete short middle to C.Okonkwo. <i>PENALTY on NO-M.Maye, Defensive Pass Interference, 5 yards, enforced at NO 20 - No Play.</i>	X16
<u>1-10-NO 15</u>	(3:45) D.Henry right end to NO 17 for -2 yards (D.Davis, A.Taylor).	
2-12-NO 17	(3:01) (Shotgun) R.Tannehill pass incomplete short left to N.Westbrook-Ikhine (M.Lattimore).	
3-12-NO 17	(2:56) (Shotgun) R.Tannehill pass short middle to D.Hopkins to NO 11 for 6 yards (D.Davis).	
4-6-NO 11	(2:20) N.Folk 29 yard field goal is GOOD, Center-M.Cox, Holder-R.Stonehouse.	

TEN 15 NO 16, 9 plays, 62 yards, 1 penalty, 4:25 drive, 12:43 elapsed

N.Folk kicks 63 yards from TEN 35 to NO 2. R.Shaheed to NO 29 for 27 yards (J.Gibbens; A.Kendall).

New Orleans Saints at 2:17, (1st play from scrimmage 2:12)

1-10-NO 29	(2:12) R.Shaheed left end to NO 41 for 12 yards (E.Molden). <i>PENALTY on NO-K.Kirkwood, Offensive Holding, 10 yards, enforced at NO 34.</i>
1-15-NO 24	(2:05) J.Williams right guard to NO 25 for 1 yard (J.Gibbens).

Two-Minute Warning

2-14-NO 25	(2:00) (Shotgun) D.Carr pass short left to M.Thomas to NO 33 for 8 yards (S.Murphy-Bunting; A.Hooker). TEN-A.Hooker was injured during the play. Timeout #1 by TEN at 01:55.
------------	---

Tennessee Titans vs New Orleans Saints at Caesars Superdome

3-6-NO 33 (1:55) (Shotgun) D.Carr pass deep left to R.Shaheed ran ob at TEN 26 for 41 yards. P14
 The Replay Official reviewed the pass completion ruling, and the play was Upheld. The ruling on the field stands.

1-10-TEN 26 (1:50) J.Williams right guard to TEN 26 for no gain (A.Al-Shaair; J.Simmons).
 Timeout #2 by TEN at 01:46.

2-10-TEN 26 (1:46) R.Shaheed right end to TEN 20 for 6 yards (J.Simmons).
 Timeout #3 by TEN at 01:39.

3-4-TEN 20 (1:39) J.Williams right tackle to TEN 9 for 11 yards (K.Byard, S.Murphy-Bunting). FUMBLES (S.Murphy-Bunting), and recovers at TEN 9. R15
 J.Williams to TEN 9 for no gain (J.Gibbens).

1-9-TEN 9 (:59) D.Carr kneels to TEN 11 for -2 yards.

2-11-TEN 11 (:35) D.Carr kneels to TEN 12 for -1 yards.

END OF QUARTER

	Score	Time Poss	First Downs				Efficiencies	
			R	P	X	T	3 Down	4 Down
Tennessee Titans	15	8:13	0	5	2	7	2/4	0/0
New Orleans Saints	16	6:47	1	3	0	4	3/4	0/0

Miscellaneous Statistics Report

Tennessee Titans vs New Orleans Saints
9/10/2023 at Caesars Superdome

Ten Longest Plays for Tennessee Titans

Yards	Qtr	Play Start	Play Description
46	2	1-10-TEN 30	(4:29) R.Tannehill pass short left to D.Henry to NO 24 for 46 yards (M.Maye).
24	4	2-10-NO 44	(4:36) (Shotgun) R.Tannehill pass short left to N.Westbrook-Ikhine to NO 20 for 24 yards (T.Mathieu).
21	4	3-2-TEN 35	(5:53) (Shotgun) R.Tannehill pass short right to N.Westbrook-Ikhine to NO 44 for 21 yards (D.Davis).
18	1	2-6-NO 48	(6:05) D.Henry right end to NO 30 for 18 yards (D.Davis).
17	3	1-10-TEN 36	(13:48) (Shotgun) T.Spears left end pushed ob at NO 47 for 17 yards (D.Davis).
16	4	3-10-TEN 25	(15:00) (Shotgun) R.Tannehill pass deep middle to D.Hopkins to TEN 41 for 16 yards (P.Adebo).
15	1	1-10-NO 30	(5:20) R.Tannehill pass short left to D.Hopkins to NO 15 for 15 yards (M.Maye).
14	3	1-10-TEN 25	(9:25) (Shotgun) R.Tannehill pass short middle to T.Burks to TEN 39 for 14 yards (P.Adebo).
12	4	1-10-TEN 41	(14:20) (Shotgun) R.Tannehill pass short right to D.Hopkins pushed ob at NO 47 for 12 yards (A.Taylor).
10	2	2-20-NO 23	(2:00) R.Tannehill pass short right to D.Henry to NO 13 for 10 yards (A.Taylor; P.Werner).

Ten Longest Plays for New Orleans Saints

Yards	Qtr	Play Start	Play Description
45	3	3-3-NO 13	(11:44) (Shotgun) D.Carr pass deep left to C.Olave pushed ob at TEN 42 for 45 yards (K.Byard).
41	4	3-6-NO 33	(1:55) (Shotgun) D.Carr pass deep left to R.Shaheed ran ob at TEN 26 for 41 yards.
27	2	1-10-NO 25	(1:40) (Shotgun) D.Carr pass short right to J.Johnson to TEN 48 for 27 yards (E.Molden, K.Byard) [H.Landry].
25	1	1-10-NO 25	(13:35) (Shotgun) D.Carr pass deep left to M.Thomas pushed ob at 50 for 25 yards (K.Fulton).
22	1	1-10-TEN 33	(11:34) (Shotgun) D.Carr pass deep right to R.Shaheed pushed ob at TEN 11 for 22 yards (K.Byard) [D.Autry].
19	3	3-7-TEN 19	(1:28) (Shotgun) D.Carr pass deep right to R.Shaheed for 19 yards, TOUCHDOWN.
17	2	2-9-NO 14	(14:27) (Shotgun) D.Carr pass short middle to C.Olave to NO 31 for 17 yards (E.Molden).
15	4	3-11-NO 27	(8:41) (Shotgun) D.Carr pass short right to C.Olave pushed ob at NO 42 for 15 yards (S.Murphy-Bunting).
13	4	2-8-NO 15	(10:34) (Shotgun) D.Carr pass short middle to C.Olave to NO 28 for 13 yards (E.Molden).
12	1	3-5-TEN 45	(12:11) (Shotgun) D.Carr pass short middle to M.Thomas to TEN 33 for 12 yards (S.Murphy-Bunting).

Touchdown Scoring Information

		Offense	Defense	Special Teams
VISITOR	Tennessee Titans	0	0	0
HOME	New Orleans Saints	1	0	0

Player Scoring Information

Club	Player	TD	Rush TD	Rec TD	KO TD	Punt TD	Int TD	Fum TD	Misc TD	FG	XP	2Pt Rush	2Pt Rec	Sfty	Points
TEN	N.Folk	0	0	0	0	0	0	0	0	5	0	0	0	0	15
NO	B.Grupe	0	0	0	0	0	0	0	0	3	1	0	0	0	10
NO	R.Shaheed	0	0	1	0	0	0	0	0	0	0	0	0	0	6

Possession Detail

	First Half		Second Half		Game	
	Visitor	Home	Visitor	Home	Visitor	Home
Largest Lead	3	0	0	7	3	7
Drives Leading	3	0	1	2	4	2
Time of Possession Leading	3:42	0:00	2:05	6:47	5:47	6:47
Largest Deficit	0	-3	-7	0	-7	-3
Drives Trailing	0	5	2	1	2	6
Time of Possession Trailing	0:00	11:50	9:36	3:30	9:36	15:20
Times Score Tied Up		2		1		3
Lead Changes		3		1		4

Playtime Percentage

Percent of playtime per player on offense, defense and special teams (Unofficial)

Tennessee Titans

New Orleans Saints

		Tennessee Titans				New Orleans Saints					
		Offense	Defense	Special Teams		Offense	Defense	Special Teams			
A Dillard	T	63	100%	5	18%	C Ruiz	G	65	100%	4	14%
C Hubbard	T	63	100%	5	18%	E McCoy	C	65	100%	4	14%
D Brunskill	C	63	100%	5	18%	R Ramczyk	T	65	100%	4	14%
P Skoronski	T	63	100%	5	18%	T Penning	T	65	100%	4	14%
R Tannehill	QB	63	100%			J Hurst	T	65	100%		
A Brewer	G	63	100%			D Carr	QB	62	95%		
T Burks	WR	57	90%			M Thomas	WR	52	80%		
C Okonkwo	TE	52	83%	3	11%	C Olave	WR	51	78%		
N Westbrook-Ikhine	WR	51	81%	10	36%	J Johnson	TE	49	75%	6	21%
D Hopkins	WR	49	78%			J Williams	RB	49	75%		
T Spears	RB	34	54%			R Shaheed	WR	35	54%	9	32%
D Henry	RB	30	48%			F Moreau	TE	32	49%	9	32%
T Wesco	TE	25	40%	10	36%	K Kirkwood	WR	22	34%	11	39%
C Moore	WR	9	14%	10	36%	A Prentice	FB	11	17%	13	46%
J Chestnut	RB	6	10%	19	68%	T Hill	QB	9	14%	8	29%
J Whyte	TE	2	3%	5	18%	J Graham	TE	9	14%		
S Murphy-Bunting	CB		65 100%	1	4%	T Jones	RB	7	11%		
K Byard	FS		65 100%			K Merritt	WR	2	3%	6	21%
A Al-Shaair	LB		64 98%	4	14%	M Maye	FS		63 100%		
J Simmons	DT		62 95%	4	14%	P Adebo	CB		63 100%		
R McCreary	CB		57 88%	7	25%	D Davis	LB		63 100%		
H Landry	LB		57 88%			P Werner	LB		63 100%		
A Hooker	FS		54 83%	5	18%	T Mathieu	FS		63 100%		
E Molden	CB		49 75%	6	21%	M Lattimore	CB		60 95%		
J Gibbens	LB		42 65%	14	50%	C Jordan	DE		54 86%		
T Tart	DT		41 63%	5	18%	C Granderson	DE		47 75%	5	18%
D Autry	DE		37 57%	4	14%	A Taylor	CB		43 68%	12	43%
A Key	LB		36 55%	4	14%	N Shepherd	DT		32 51%	5	18%
K Peko	DT		22 34%	4	14%	K Saunders	DT		28 44%	1	4%
K Fulton	CB		21 32%	1	4%	T Kpassagnon	DE		27 43%	5	18%
N Jones	DT		13 20%	9	32%	B Bresee	DT		26 41%	5	18%
K Vildor	CB		9 14%	6	21%	M Roach	DT		19 30%	5	18%
R Weaver	LB		9 14%	1	4%	Z Baun	LB		16 25%	24	86%
T Gipson	LB		7 11%			J Howden	SS		12 19%	8	29%
M Brown	FS		5 8%	23	82%	P Turner	DE		7 11%	3	11%
L Gifford	LB			23	82%	I Yidom	CB		3 5%	19	68%
M Rice	LB			19	68%	U Amadi	FS		3 5%	11	39%
O Reese	LB			18	64%	R Connelly	LB		1 2%	21	75%
A Kendall	CB			17	61%	L Johnson	CB			24	86%
M Jackson	SS			14	50%	D Jackson	LB			24	86%
N Folk	K			11	39%	N Sewell	LB			19	68%
K Jackson	WR			10	36%	L Hedley	P			9	32%
M Cox	LS			8	29%	B Grupe	K			9	32%
R Stonehouse	P			8	29%	Z Wood	LS			9	32%
J Murray	T			5	18%						

A Peat	G	4	14%
L Young	T	4	14%
M Garcia	G	4	14%



TENNESSEE TITANS AT NEW ORLEANS SAINTS

SEPTEMBER 10, 2023 • CAESARS SUPERDOME • NEW ORLEANS, LA • 12:00 PM CT



TENNESSEE TITANS

No.	NAME	Pos.
0	SEAN MURPHY-BUNTING	CB
2	AZEEZ AL-SHAIR	LB
4	RYAN STONEHOUSE	P
5	KEARIS JACKSON	WR
6	NICK FOLK	K
7	MALIK WILLIS	QB
8	WILL LEVIS	QB
10	DEANDRE HOPKINS	WR
11	CHRIS MOORE	WR
14	COLTON DOWELL	WR
15	NICK WESTBROOK-IKHINE	WR
16	TREYLOM BURKS	WR
17	RYAN TANNEHILL	QB
20	KINDLE VILDOR	CB
21	ROGER MCCREARY	CB
22	DERRICK HENRY	RB
23	TRE AVERY	CB
24	ELIJAH MOLDEN	DB
26	KRISTIAN FULTON	CB
31	KEVIN BYARD	S
32	TYJAE SPEARS	RB
36	JULIUS CHESTNUT	RB
37	AMANI HOOKER	S
39	MATTHEW JACKSON	S
40	ANTHONY KENDALL	CB
41	OTIS REESE IV	LB
42	CALEB MURPHY	OLB
44	MIKE BROWN	S
46	MORGAN COX	LS
49	ARDEN KEY	OLB
50	JACK GIBBENS	LB
51	TREVIS GIPSON	OLB
55	AARON BREWER	G/C
56	MONTY RICE	LB
57	LUKE GIFFORD	LB
58	HAROLD LANDRY III	OLB
60	DANIEL BRUNSKILL	OL
62	COREY LEVIN	C/G
66	CHRIS HUBBARD	OL
67	XAVIER NEWMAN	C/G
71	ANDRE DILLARD	T
75	DILLON RADUNZ	OL
77	PETER SKORONSKI	OL
79	JAELYN DUNCAN	OL
81	JOSH WHYLE	TE
85	CHIG OKONKWO	TE
88	TREVON WESCO	TE
90	NAQUAN JONES	DT
92	JAYDEN PEEVY	DT
93	TEAIR TART	DT
96	DENICO AUTRY	DL
98	JEFFERY SIMMONS	DT
99	RASHAD WEAVER	OLB

TITANS PRACTICE SQUAD

12	MASON KINSEY	WR
13	CADE YORK	K
28	SHYHEIM CARTER	DB
33	ERIC GARROR	DB
38	ARMANI MARSH	DB
45	CHANCE CAMPBELL	LB
48	THOMAS RUSH	OLB
61	JOHN OJUKWU	OL
69	TK MCLENDON JR.	DE
70	JORDAN ROOS	G
73	JUSTIN MURRAY	T
76	ANDREW RUPCICH	OL
82	TRE'SHAUN HARRISON	WR
86	KEVIN RADER	TE
89	THOMAS ODUKOYA	TE
95	KYLE PEKO	DT
97	MICHAEL DWUMFOUR	DT

SAINTS defense

RDE 96	CARL GRANDERSON	98	Payton Turner	55	<u>Isaiah Foskey</u>
DT 99	KHALEN SAUNDERS	97	Malcolm Roach		
DT 93	NATHAN SHEPHERD	90	<u>Bryan Bresee</u>		
LDE 94	CAMERON JORDAN	92	Tanoh Kpassagnon		
WILL 20	PETE WERNER	45	Nephi Sewell		
MLB 56	DEMARIO DAVIS	52	D'Marco Jackson		
SAM 53	ZACK BAUN	52	D'Marco Jackson		
LCB 29	PAULSON ADEBO	27	Isaac Yiadom		
SS 6	MARCUS MAYE	48	J.T. Gray	31	<u>Jordan Howden</u>
FS 32	TYRANN MATHIEU	28	Lonnie Johnson Jr.	0	Ugo Amadi
RCB 23	MARSHON LATTIMORE	1	Alontae Taylor		

TITANS offense

WR 16	TREYLOM BURKS	11	Chris Moore	5	<u>Kearis Jackson</u>
TE 88	TREVON WESCO				
LT 71	ANDRE DILLARD	79	<u>Jaelyn Duncan</u>		
LG 77	<u>PETER SKORONSKI</u>	67	Xavier Newman		
C 55	AARON BREWER	62	Corey Levin	67	Xavier Newman
RG 60	DANIEL BRUNSKILL	75	Dillon Radunz	62	Corey Levin
RT 66	CHRIS HUBBARD	75	Dillon Radunz		
TE 85	CHIG OKONKWO	81	<u>Josh Whyle</u>		
WR 10	DEANDRE HOPKINS	15	Nick Westbrook-Ikhine	14	<u>Colton Dowell</u>
QB 17	RYAN TANNEHILL	7	Malik Willis	/	8 <u>Will Levis</u>
RB 22	DERRICK HENRY	32	<u>Tyjae Spears</u>	36	Julius Chestnut

TITANS specialists

K 6	NICK FOLK	4	Ryan Stonehouse		
KO 6	NICK FOLK	4	Ryan Stonehouse		
P 4	RYAN STONEHOUSE	6	Nick Folk		
H 4	RYAN STONEHOUSE	17	Ryan Tannehill		
PR 5	<u>KEARIS JACKSON</u>	37	Amani Hooker		
KOR 5	<u>KEARIS JACKSON</u>	/32	<u>Tyjae Spears</u>	/	36 Julius Chestnut
LS 46	MORGAN COX	50	Jack Gibbens		

TITANS pronunciations

LB Azeez Al-Shair (uh-ZEEZ al-SHY-er)	OL Peter Skoronski (skuh-RON-ski)
WR TreyloM Burks (TRAY-lin)	RB Tyjae Spears (TAH-zhay)
S Kevin Byard (BY-urd)	QB Ryan Tannehill (TAN-uh-hill)
WR Kearis Jackson (key-AIR-iss)	DT Teair Tart (tee-AIR)
C/G Xavier Newman (ZAY-vee-er)	WR Nick Westbrook-Ikhine
TE Chig Okonkwo (oh-KAHN-kwoh)	(uh-KEEN-ay)
OL Dillon Radunz (RAY-dinz)	TE Josh Whyle (WHY-lee)

GAME OFFICIALS

Referee: Ronald Torbert (62); **Umpire:** Barry Anderson (20); **Down Judge:** Max Causey (21); **Line Judge:** Maia Chaka (100); **Field Judge:** Ryan Dickson (25); **Side Judge:** Keith Washington (7); **Back Judge:** Tony Josselyn (67); **Replay Official:** Artenzia Young-Seigler; **Replay Assistant:** Desiree Abrams.



SAINTS offense

WR 13	MICHAEL THOMAS	22	Rashid Shaheed	18	Keith Kirkwood
				17	<u>A.T. Perry</u>
LT 70	TREVOR PENNING	67	Landon Young		
LG 75	ANDRUS PEAT	-or-	74 JAMES HURST	64	<u>Nick Saldiveri</u>
C 78	ERIK McCOY	73	Max Garcia		
RG 51	CESAR RUIZ	64	<u>Nick Saldiveri</u>		
RT 71	RYAN RAMCZYK	67	Landon Young		
TE 83	JUWAN JOHNSON	87	Foster Moreau	80	Jimmy Graham
WR 12	CHRIS OLAVE	10	Tre'Quan Smith		
QB 4	DEREK CARR	2	Jameis Winston	7	Taysom Hill
RB 21	JAMAAL WILLIAMS	25	<u>Kendre Miller</u>	33	Kirk Merritt
FB 46	ADAM PRENTICE				

TITANS defense

DE 96	DENICO AUTRY	92	Jayden Peevy		
NT 93	TEAIR TART	90	Naquan Jones		
DT 98	JEFFERY SIMMONS				
OLB 49	ARDEN KEY	99	Rashad Weaver	42	<u>Caleb Murphy</u>
ILB 2	AZEEZ AL-SHAIR	57	Luke Gifford		
ILB 50	JACK GIBBENS	56	Monty Rice	41	<u>Otis Reese IV</u>
OLB 58	HAROLD LANDRY III	51	Trevis Gipson		
CB 0	SEAN MURPHY-BUNTING / 21	ROGER MCCREARY	40	<u>Anthony Kendall</u>	
S 31	KEVIN BYARD	24	Elijah Molden		
S 37	AMANI HOOKER	44	Mike Brown	39	<u>Matthew Jackson</u>
CB 26	KRISTIAN FULTON	23	Tre Avery	20	Kindle Vildor

SAINTS specialists

P 39	<u>LOU HEDLEY</u>				
K 19	<u>BLAKE GRUPE</u>				
KO 19	<u>BLAKE GRUPE</u>				
LS 49	ZACH WOOD				
H 39	<u>LOU HEDLEY</u>				
PR 22	RASHID SHAHEED				
KR 22	RASHID SHAHEED				

NEW ORLEANS SAINTS

No.	NAME	Pos.
0	UGO AMADI	S
1	ALONTAE TAYLOR	CB
2	JAMEIS WINSTON	QB
4	DEREK CARR	QB
6	MARCUS MAYE	S
7	TAYSOM HILL	QB
10	TRE'QUAN SMITH	WR
12	CHRIS OLAVE	WR
13	MICHAEL THOMAS	WR
17	A.T. PERRY	WR
18	KEITH KIRKWOOD	WR
19	BLAKE GRUPE	K
20	PETE WERNER	LB
21	JAMAAL WILLIAMS	RB
22	RASHID SHAHEED	WR/RS
23	MARSHON LATTIMORE	CB
25	KENDRE MILLER	RB
27	ISAAC YIADOM	CB
28	LONNIE JOHNSON JR.	CB
29	PAULSON ADEBO	CB
31	JORDAN HOWDEN	DB
32	TYRANN MATHIEU	S
33	KIRK MERRITT	RB
39	LOU HEDLEY	P
45	NEPHI SEWELL	LB
46	ADAM PRENTICE	FB
48	J.T. GRAY	DB
49	ZACH WOOD	LS
51	CESAR RUIZ	C/G
52	D'MARCO JACKSON	LB
53	ZACK BAUN	LB
55	ISAAH FOSKEY	DE
56	DEMARIO DAVIS	LB
64	NICK SALDIVERI	OL
67	LANDON YOUNG	T
70	TREVOR PENNING	T
71	RYAN RAMCZYK	T
73	MAX GARCIA	G
74	JAMES HURST	OL
75	ANDRUS PEAT	G/T
78	ERIK McCOY	C/G
80	JIMMY GRAHAM	TE
83	JUWAN JOHNSON	TE
87	FOSTER MOREAU	TE
90	BRYAN BRESEE	DT
92	TANO H KPASSAGNON	DE
93	NATHAN SHEPHERD	DT
94	CAMERON JORDAN	DE
96	CARL GRANDERSON	DE
97	MALCOLM ROACH	DL
98	PAYTON TURNER	DE
99	KHALEN SAUNDERS	DT

SAINTS PRACTICE SQUAD

5	LYNN BOWDEN JR.	WR
24	JOHNATHAN ABRAM	S
34	TONY JONES JR.	RB
36	ANTHONY JOHNSON	DB
37	JORDAN MIMS	RB
43	RYAN CONNELLY	LB
54	JAYLOM SMITH	LB
57	NIKO LALOS	DE
58	ANFERNEE ORJI	LB
62	TOMMY KRAEMER	G
72	STORM NORTON	T
85	JONTRE KIRKLIN	WR
88	SHAQ DAVIS	WR
89	TOMMY HUDSON	TE
91	KYLE PHILLIPS	DE
95	JACK HEFLIN	DT

SAINTS pronunciations

CB Paulson Adebo (uh-DEE-boh)	TE Foster Moreau (Muh-ROH)DB
Ugo Amadi (ooh-go ah-MAH-dee)	WR Chris Olave (O-LAH-vay)
LB Zack Baun (BAWN)	G/T Andrus Peat (ANN-druss/PEET)
DT Bryan Bresee (bruh-ZEE)	T Ryan Ramczyk (Ram-check)
LB Demario Davis (duh-MAR-ee-oh)	C/G Cesar Ruiz (Caesar Roo-ee)
DE Isaiah Foskey (FAW-skee)	DT Khalen Saunders (KAHL-en)
K Blake Grupe (GROOP-ee)	LB Nephi Sewell (NEE-fy / SOO-uhl)
RB Alvin Kamara (Kuh-MAIR-Uh)	WR Rashid Shaheed (rah-SHEED)
DE Tanoh Kpassagnon	CB Alontae Taylor (uh-LAWN-tay)
(Tawn-oh / Pass-en-yoh)	CB Isaac Yiadom (YEAH-dumm)
S Tyrann Mathieu (Ty-ren / MATH-you)	

TENNESSEE TITANS

No.	NAME	Pos.
2	AL-SHAIR, AZEEZ	LB
96	AUTRY, DENICO	DL
23	EVERY, TRE	CB
55	BREWER, AARON	G/C
44	BROWN, MIKE	S
60	BRUNSKILL, DANIEL	OL
16	BURKS, TREYLON	WR
31	BYARD, KEVIN	S
36	CHESTNUT, JULIUS	RB
46	COX, MORGAN	LS
71	DILLARD, ANDRE	T
14	DOWELL, COLTON	WR
79	DUNCAN, JAE LYN	OL
6	FOLK, NICK	K
26	FULTON, KRISTIAN	CB
50	GIBBENS, JACK	LB
57	GIFFORD, LUKE	LB
51	GIPSON, TREVIS	OLB
22	HENRY, DERRICK	RB
37	HOOVER, AMANI	S
10	HOPKINS, DEANDRE	WR
66	HUBBARD, CHRIS	OL
5	JACKSON, KEARIS	WR
39	JACKSON, MATTHEW	S
90	JONES, NAQUAN	DT
40	KENDALL, ANTHONY	CB
49	KEY, ARDEN	OLB
58	LANDRY III, HAROLD	OLB
62	LEVIN, COREY	C/G
8	LEVIS, WILL	QB
21	MCCREARY, ROGER	CB
24	MOLDEN, ELIJAH	DB
11	MOORE, CHRIS	WR
42	MURPHY, CALEB	OLB
0	MURPHY-BUNTING, SEAN	CB
67	NEWMAN, XAVIER	C/G
85	OKONKWO, CHIG	TE
92	PEEVY, JAYDEN	DT
75	RADUNZ, DILLON	OL
41	REESE IV, OTIS	LB
56	RICE, MONTY	LB
98	SIMMONS, JEFFERY	DT
77	SKORONSKI, PETER	OL
32	SPEARS, TYJAE	RB
4	STONEHOUSE, RYAN	P
17	TANNEHILL, RYAN	QB
93	TART, TEAIR	DT
20	VILDOR, KINDLE	CB
99	WEAVER, RASHAD	OLB
88	WESCO, TREVON	TE
15	WESTBROOK-IKHINE, NICK	WR
81	WHYLE, JOSH	TE
7	WILLIS, MALIK	QB



TITANS PRACTICE SQUAD

45	CAMPBELL, CHANCE	LB
28	CARTER, SHYHEIM	DB
97	DWUMFOUR, MICHAEL	DT
33	GARROR, ERIC	DB
82	HARRISON, TRE'SHAUN	WR
12	KINSEY, MASON	WR
38	MARSH, ARMANI	DB
69	MCLENDON JR., TK	DE
73	MURRAY, JUSTIN	T
89	ODUKOYA, THOMAS	TE
61	OJUKWU, JOHN	OL
95	PEKO, KYLE	DT
86	RADER, KEVIN	TE
70	ROOS, JORDAN	G
76	RUPCICH, ANDREW	OL
48	RUSH, THOMAS	OLB
13	YORK, CADE	K

TENNESSEE TITANS

No.	Name	Pos.	Ht.	Wt.	Age	Exp.	College	H.S. Hometown
0	Sean Murphy-Bunting	CB	6-0	195	26	5	Central Michigan	Macomb, Mich.
2	Azeez Al-Shaair	LB	6-2	228	26	5	Florida Atlantic	Tampa, Fla.
4	Ryan Stonehouse	P	5-10	193	24	2	Colorado State	La Verne, Calif.
5	Kearis Jackson	WR	5-11	196	23	R	Georgia	Fort Valley, Ga.
6	Nick Folk	K	6-1	225	38	16	Arizona	Sherman Oaks, Calif.
7	Malik Willis	QB	6-1	219	24	2	Liberty	Atlanta, Ga.
8	Will Levis	QB	6-4	229	24	R	Kentucky	Madison, Conn.
10	DeAndre Hopkins	WR	6-1	212	31	11	Clemson	Central, S.C.
11	Chris Moore	WR	6-1	200	30	8	Cincinnati	Tampa, Fla.
14	Colton Dowell	WR	6-3	212	24	R	Tennessee-Martin	Lebanon, Tenn.
15	Nick Westbrook-Ikhine	WR	6-2	211	26	4	Indiana	Lake Mary, Fla.
16	Treyton Burks	WR	6-2	225	23	2	Arkansas	Warren, Ark.
17	Ryan Tannehill	QB	6-4	217	35	12	Texas A&M	Big Spring, Texas
20	Kindle Vildor	CB	5-11	189	25	4	Georgia Southern	College Park, Ga.
21	Roger McCreary	CB	5-11	190	23	2	Auburn	Mobile, Ala.
22	Derrick Henry	RB	6-3	247	29	8	Alabama	Yulee, Fla.
23	Tre Avery	CB	5-11	181	26	2	Rutgers	Baltimore, Md.
24	Elijah Molden	DB	5-10	192	24	3	Washington	West Linn, Ore.
26	Kristian Fulton	CB	5-11	197	25	4	Louisiana State	New Orleans, La.
31	Kevin Byard	S	5-11	212	30	8	Middle Tennessee State	Lithonia, Ga.
32	Tyjae Spears	RB	5-11	195	22	R	Tulane	Ponchatoula, La.
36	Julius Chestnut	RB	5-11	228	22	2	Sacred Heart	Bowie, Md.
37	Amani Hooker	S	5-11	210	25	5	Iowa	Minneapolis, Minn.
39	Matthew Jackson	S	6-1	209	24	R	Eastern Kentucky	Nashville, Tenn.
40	Anthony Kendall	CB	5-10	177	23	R	Baldwin Wallace	Port Richey, Fla.
41	Otis Reese IV	LB	6-3	214	25	R	Mississippi	Leesburg, Ga.
42	Caleb Murphy	OLB	6-3	254	23	R	Ferris State	Dowagiac, Mich.
44	Mike Brown	S	6-1	215	24	1	Miami (Ohio)	Grand Rapids, Mich.
46	Morgan Cox	LS	6-4	233	37	14	Tennessee	Collierville, Tenn.
49	Arden Key	OLB	6-5	240	27	6	Louisiana State	Atlanta, Ga.
50	Jack Gibbens	LB	6-3	242	24	1	Minnesota	Bulverde, Texas
51	Trevis Gipson	OLB	6-4	263	26	4	Tulsa	Cedar Hill, Texas
55	Aaron Brewer	G/C	6-1	295	25	4	Texas State	Dallas, Texas
56	Monty Rice	LB	6-0	233	24	3	Georgia	Huntsville, Ala.
57	Luke Gifford	LB	6-3	243	28	5	Nebraska	Lincoln, Neb.
58	Harold Landry III	OLB	6-2	252	27	6	Boston College	Spring Lake, N.C.
60	Daniel Brunskill	OL	6-5	300	29	5	San Diego State	Valley Center, Calif.
62	Corey Levin	C/G	6-4	307	29	5	Chattanooga	Dacula, Ga.
66	Chris Hubbard	OL	6-4	295	32	10	Alabama-Birmingham	Columbus, Ga.
67	Xavier Newman	C/G	6-2	297	24	1	Baylor	Desoto, Texas
71	Andre Dillard	T	6-5	315	27	5	Washington State	Woodinville, Wash.
75	Dillon Radunz	OL	6-6	301	25	3	North Dakota State	Becker, Minn.
77	Peter Skoronski	OL	6-4	313	22	R	Northwestern	Park Ridge, Ill.
79	Jaelyn Duncan	OL	6-6	306	23	R	Maryland	New Carrollton, Md.
81	Josh Whyte	TE	6-7	248	24	R	Cincinnati	Cincinnati, Ohio
85	Chig Okonkwo	TE	6-3	238	24	2	Maryland	Powder Springs, Ga.
88	Trevon Wesco	TE	6-3	267	27	5	West Virginia	Martinsburg, W.Va.
90	Naquan Jones	DT	6-3	313	25	3	Michigan State	Evanston, Ill.
92	Jayden Peevy	DT	6-5	308	24	1	Texas A&M	Bellaire, Texas
93	Teair Tart	DT	6-2	304	26	4	Florida International	Philadelphia, Pa.
96	Denico Autry	DL	6-5	285	33	10	Mississippi State	Albemarle, N.C.
98	Jeffery Simmons	DT	6-4	305	26	5	Mississippi State	Macon, Miss.
99	Rashad Weaver	OLB	6-4	259	25	3	Pittsburgh	Fort Lauderdale, Fla.

- HEAD COACH: MIKE VRABEL

Assistant Coaches: Craig Aukerman (assistant head coach - special teams coordinator), Shane Bowen (defensive coordinator), Tim Kelly (offensive coordinator), Brian Bell (assistant director of sports performance), Scott Booker (safeties), Kylan Butler (offensive assistant), Ryan Crow (outside linebackers), Tony Dews (tight ends), Justin Hamilton (defensive quality control), Chris Harris (defensive pass game coordinator/cornerbacks), Jason Houghtaling (offensive line), Matt Jones (offensive line assistant), Bobby King (inside linebackers), Zak Kuhr (inside linebackers assistant), Anthony Levine (special teams assistant), Lori Locust (defensive quality control), Charles London (pass game coordinator/quarterbacks), Clinton McMillan (defensive line assistant), Rob Moore (wide receivers), Pat O'Hara (passing game analyst), Justin Outten (run game coordinator/running backs), Frank Piraino (director of sports performance), Tom Quinn (special teams assistant), Haley Roberts (sports performance assistant), Tyler Rouse (sports performance assistant), Luke Stocker (offensive assistant), John Streicher (director of football administration), Mike Sullivan (assistant offensive line), Terrell Williams (assistant head coach - defense/defensive line).

NEW ORLEANS SAINTS

No.	Name	Pos.	Ht.	Wt.	Age	Exp.	College	H.S. Hometown
0	Ugo Amadi	S	5-9	201	26	5	Oregon	Nashville, Tenn.
1	Alontae Taylor	CB	6-1	199	24	2	Tennessee	Manchester, Tenn.
2	Jameis Winston	QB	6-4	231	29	9	Florida State	Hueytown, Ala.
4	Derek Carr	QB	6-3	215	32	10	Fresno State	Bakersfield, Calif.
6	Marcus Maye	S	6-0	207	30	7	Florida	Melbourne, Fla.
7	Taysom Hill	QB	6-2	221	33	7	Brigham Young	Pocatello, Idaho
10	Tre'Quan Smith	WR	6-2	210	27	6	Central Florida	Delray Beach, Fla.
12	Chris Olave	WR	6-0	187	23	2	Ohio State	San Marcos, Calif.
13	Michael Thomas	WR	6-3	212	30	8	Ohio State	Woodland Hills, Calif.
17	A.T. Perry	WR	6-6	205	23	R	Wake Forest	Lake Worth, Fla.
18	Keith Kirkwood	WR	6-3	210	28	4	Temple	Neptune Township, N.J.
19	Blake Grupe	K	5-7	156	24	R	Notre Dame	Sedalia, Mo.
20	Pete Werner	LB	6-3	242	25	3	Ohio State	Indianapolis, Ind.
21	Jamaal Williams	RB	6-0	224	28	7	Brigham Young	Fontana, Calif.
22	Rashid Shaheed	WR/RS	6-0	180	25	2	Weber State	San Diego, Calif.
23	Marshon Lattimore	CB	6-0	192	27	7	Ohio State	Cleveland, Ohio
25	Kendre Miller	RB	6-0	220	21	R	TCU	Mount Enterprise, Texas
27	Isaac Yiadom	CB	6-1	188	27	6	Boston College	Worcester, Mass.
28	Lonnie Johnson Jr.	CB	6-2	213	27	5	Kentucky	Gary, Ind.
29	Paulson Adebo	CB	6-1	192	24	3	Stanford	Mansfield, Texas
31	Jordan Howden	DB	6-0	209	23	R	Minnesota	San Diego, Calif.
32	Tyrann Mathieu	S	5-9	190	31	11	LSU	New Orleans, La.
33	Kirk Merritt	RB	6-1	214	26	1	Arkansas State	Destrehan, La.
39	Lou Hedley	P	6-4	220	30	R	Miami (Fla.)	Mandurah, Au.
45	Nephi Sewell	LB	6-0	228	24	1	Utah	St. George, Utah
46	Adam Prentice	FB	6-0	245	26	3	South Carolina	Clovis, Calif.
48	J.T. Gray	DB	6-0	202	27	6	Mississippi State	Clarksdale, Miss.
49	Zach Wood	LS	6-3	255	30	7	Southern Methodist	Rowlett, Texas
51	Cesar Ruiz	C/G	6-4	316	24	4	Michigan	Camden, N.J.
52	D'Marco Jackson	LB	6-1	233	25	2	Appalachian State	Spartanburg, S.C.
53	Zack Baun	LB	6-3	225	26	4	Wisconsin	Brown Deer, Wis.
55	Isaiah Foskey	DE	6-5	265	22	R	Notre Dame	Concord, Calif.
56	Demario Davis	LB	6-2	248	34	12	Arkansas State	Brandon, Miss.
64	Nick Saldiveri	OL	6-6	316	23	R	Old Dominion	Monroe, N.C.
67	Landon Young	T	6-7	321	26	3	Kentucky	Lexington, Ky.
70	Trevor Penning	T	6-7	325	24	2	Northern Iowa	Mason City, Iowa
71	Ryan Ramsey	T	6-6	314	29	7	Wisconsin	Stevens Point, Wis.
73	Max Garcia	G	6-4	309	31	9	Florida	Norcross, Ga.
74	James Hurst	OL	6-5	310	31	10	North Carolina	Plainfield, Ind.
75	Andrus Peat	G/T	6-7	316	29	9	Stanford	Tempe, Ariz.
78	Erik McCoy	C/G	6-4	303	26	5	Texas A&M	Lufkin, Texas
80	Jimmy Graham	TE	6-7	265	36	13	Miami (Fla.)	Goldsboro, N.C.
83	Juwan Johnson	TE	6-4	231	26	4	Oregon	Glassboro, N.J.
87	Foster Moreau	TE	6-4	250	26	5	LSU	New Orleans, La.
90	Bryan Bresee	DT	6-5	305	21	R	Clemson	Damascus, Md.
92	Tanoh Kpassagnon	DE	6-7	289	29	7	Villanova	Ambler, Pa.
93	Nathan Shepherd	DT	6-4	315	29	6	Fort Hays State	Ajax, Ontario, Canada
94	Cameron Jordan	DE	6-4	287	34	13	California	Chandler, Ariz.
96	Carl Granderson	DE	6-5	261	26	5	Wyoming	Sacramento, Calif.
97	Malcolm Roach	DL	6-3	290	25	4	Texas	Baton Rouge, La.
98	Payton Turner	DE	6-6	270	24	3	Houston	Houston, Texas
99	Khalen Saunders	DT	6-0	324	27	5	Western Illinois	St. Louis, Mo.

- HEAD COACH: DENNIS ALLEN

Assistant Coaches: Clancy Barone (Tight Ends), Bob Bicknell (Senior Offensive Assistant), Kodi Burns (Wide Receivers), Kevin Carberry (Assistant Offensive Line), Pete Carmichael (Offensive Coordinator), Ronald Curry (Passing Game Coordinator/Quarterbacks), Jahri Evans (Offensive Assistant), Phil Galliano (Assistant Special Teams), Matt Giordano (Defensive Assistant), Peter Giunta (Senior Defensive Assistant), Todd Grantham (Defensive Line), Adam Gristick (Defensive Assistant), Michael Hodges (Linebackers), Doug Marrone (Offensive Line), Mike Martinez (Assistant to the Head Coach), Kevin Petry (Offensive Assistant), Darren Rizzi (Assistant Head Coach/Special Teams Coordinator), Marcus Robertson (Secondary), Joel Thomas (Running Backs), Jordan Traylor (Offensive Assistant), D.J. Williams (Offensive Assistant), Joe Woods (Defensive Coordinator), Brian Young (Pass Rush Specialist).

NEW ORLEANS SAINTS

No.	NAME	Pos.
29	ADEBO, PAULSON	CB
0	AMADI, UGO	S
53	BAUN, ZACK	LB
90	BRESEE, BRYAN	DT
4	CARR, DEREK	QB
5	DAVIS, DEMARIO	LB
55	FOSKEY, ISAIAH	DE
73	GARCIA, MAX	G
80	GRAHAM, JIMMY	TE
96	GRANDERSON, CARL	DE
48	GRAY, J.T.	DB
19	GRUPE, BLAKE	K
39	HEDLEY, LOU	P
7	HILL, TAYSON	QB
31	HOWDEN, JORDAN	DB
74	HURST, JAMES	OL
52	JACKSON, D'MARCO	LB
28	JOHNSON JR., LONNIE	CB
83	JOHNSON, JUWAN	TE
94	JORDAN, CAMERON	DE
18	KIRKWOOD, KEITH	WR
92	KPASSAGNON, TANOH	DE
23	LATTIMORE, MARSHON	CB
32	MATHIEU, TYRANN	S
6	MAYE, MARCUS	S
78	MCCOY, ERIK	C/G
33	MERRITT, KIRK	RB
25	MILLER, KENDRE	RB
87	MOREAU, FOSTER	TE
12	OLAVE, CHRIS	WR
75	PEAT, ANDRUS	G/T
70	PENNING, TREVOR	T
17	PERRY, A.T.	WR
46	PRENTICE, ADAM	FB
71	RAMCZYK, RYAN	T
97	ROACH, MALCOLM	DL
51	RUIZ, CESAR	C/G
64	SALDIVERI, NICK	OL
99	SAUNDERS, KHALEN	DT
45	SEWELL, NEPHI	LB
22	SHAHEED, RASHID	WR/RS
93	SHEPHERD, NATHAN	DT
10	SMITH, TRE'QUAN	WR
1	TAYLOR, ALONTAE	CB
13	THOMAS, MICHAEL	WR
98	TURNER, PAYTON	DE
20	WERNER, PETE	LB
21	WILLIAMS, JAMAAL	RB
2	WINSTON, JAMEIS	QB
49	WOOD, ZACH	LS
27	YIADOM, ISAAC	CB
67	YOUNG, LANDON	T



TENNESSEE TITANS

**LAST WEEK'S
GAME CLIPS**

TITANS DROP SEASON OPENER, 16-15 TO SAINTS

**BY JIM WYATT
TENNESSEETITANS.COM
SEPTEMBER 10, 2023**

NEW ORLEANS – In the Big Easy, the Titans made it hard on themselves.

The result was a 16-15 season opening loss to the Saints.

Mistakes, turnovers and red zone failures ended up dooming the Titans on Sunday.

"We have to play a lot better," Titans Coach Mike Vrabel said. "We have to come up with some more plays. Defensively, we have to match another defense that is excellent. We didn't do very good in the red zone. ... We have to get a stop (on defense) late. ... We'll have to play better, and we will.

"But I don't think we gave it away. Just too many mistakes."

Titans quarterback Ryan Tannehill was intercepted three times, and he was also sacked three times.

The Titans were just 2-of-12 (16.7 percent) on third down on Sunday.

"It's a sick feeling in your gut, obviously," said Tannehill, who completed 16-of-34 passes for 198 yards with no touchdowns, the three interceptions, and a 28.8 passer rating. "We didn't go out and play the way we wanted to play. We weren't good enough in the red zone, missed opportunities, mistakes, all of it. We have to be better in a lot of different areas.

"I have to give a lot of credit to (the Saints) – they played a good game. But at the end of the day I have a lot of faith in my guys, in myself, that we can execute better than we did."

Titans running back Derrick Henry carried the ball 15 times for 63 yards in the contest, and he also caught two passes for 56 yards.

DeAndre Hopkins led the Titans with seven catches for 65 yards.

"They were the better team today, and we didn't take advantage of the opportunities we had," Henry said. "We have to be better."

The Titans also committed six penalties for 45 yards, and they gave up plays at inopportune times, including a pair of third down conversions to the Saints late.

With the struggles scoring in the red zone, kicker Nick Folk provided all the points – three field goals in the first half and two more in the fourth quarter.

On this day, it wasn't enough.

The Titans were disruptive on defense early, with four sacks in the first half and a big interception by safety Amani Hooker.

Arden Key had 1.5 sacks in the first half, and he also knocked the ball from Saints quarterback Derek Carr's grasp on what looked like a fumble, but officials ruled it an incomplete pass. Denico Autry was also credited with 1.5 sacks in the first half, and Jeffery Simmons tallied as sack for the Titans as well.

It was a game of field goals early.

The Titans took a 3-0 lead just over a minute into the game on a 50-yard field goal by Folk.

The score was set up by Hooker forcing a turnover on the opening kickoff, when he ripped the ball out of the hands of Saints return man Rashid Shaheed.

The Saints responded with a long scoring drive that was capped off with a 26-yard field goal by kicker Blake Grupe a few minutes later.

The Titans then turned in an 11-play, 66-yard drive that ended with another field goal by Folk, this one from 27 yards, and it was 6-3 Tennessee at the 3:07 mark of the first quarter.

After another Grupe field goal made it 6-6 midway through the second quarter, Folk added his third field goal of the game, a 31-yard kick, making it 9-6 Titans with 1:40 remaining in the first half.

The Titans held a 9-6 halftime lead after Hooker intercepted Carr in the closing moments.

After Tannehill's second interception of the game, Grupe kicked another field goal, this one from 52 yards, and the Saints tied the game at 9-9.

Later, the Saints made the Titans pay after Tannehill's third interception of the game, as Carr connected with Shaheed for a 19-yard touchdown pass to make it 16-9 with 1:23 left in the third quarter.

A 45-yard field goal by Folk made it 16-12 with 11:12 remaining, and then Folk's fifth field goal of the day made it 16-15 with 2:17 left.

On this day, however, the Titans needed more points, and they didn't get them.

And the team couldn't get a late stop to get the ball back.

"I am confident that we are going to bounce back after this," Simmons said. "There is no frustration – I am not frustrated at all. I hate to lose, of course, we just gave up some X plays..."

"I am not frustrated. I am motivated because there were a lot of positives in this game. We are going to stick together and we are going to work to find a way to win next week."

The Titans face the Chargers next Sunday at Nissan Stadium.

###

SIX THINGS THAT STOOD OUT FOR THE TITANS IN SUNDAY'S 16-15 LOSS TO THE SAINTS

**BY JIM WYATT
TENNESSEETITANS.COM
SEPTEMBER 10, 2023**

NEW ORLEANS – The Titans lost 16-15 to the Saints in the regular season opener here on Sunday at Caesars Superdome.

Here's a look at six things that stood out from the contest:

Tannehill's Struggles

Ryan Tannehill's passer rating – 28.8 – helped tell the story of a day filled with frustration for the Titans quarterback. Tannehill was intercepted three times in the contest, and he missed open receivers on several other occasions. "I'm not happy about it," Tannehill said after the game. "But I'll go back to work and get it corrected and be ready next week." Tannehill had some good moments along the way, but there were way too many missed opportunities in this one. The Titans were just 2-of-12 (16.7 percent) on third down, and Tannehill was just 16-of-34 in the game. "I felt really good coming into the game — I felt healthy, I felt really good mentally, ready to roll," Tannehill said. "I just didn't come out and play well, obviously. I am not happy with the way I performed, and there's a lot of room to grow there."

Hooker's Impact

Titans safety Amani Hooker was one of the defense's biggest standouts during the preseason. Hooker tallied a team-high five interceptions in training camp practices, and he was regularly around the football. It didn't take long for Hooker to make a big impact on Sunday, as he wrestled the football away from Saints return man Rashid Shaheed on the opening kickoff, setting the Titans up for early points. Hooker also had a key interception at the end of the first half, keeping the Saints off the

scoreboard. Hooker was credited with four tackles, including a tackle for a loss, along with two pass break-ups before leaving the game with a concussion. After the game, the team said Hooker was in concussion protocol.

Defense Ups and Downs

The Titans made plenty of noise early on defense, as Arden Key and Denico Autry tallied 1.5 sacks each and Jeffery Simmons added another. Hooker, as mentioned previously, added a big interception. The Titans held the Saints to just 69 rushing yards on the day, and a 2.6-yard rushing average. But the Titans had a chance to get the ball back late for a chance to win the game, and the defense couldn't get off the field. A long completion and then a Saints third down run that produced a first down kept the Titans from getting the ball back, leaving a bad taste in everyone's mouth. Saints quarterback Derek Carr threw for 305 yards in the contest. "It was not good enough," Titans Coach Mike Vrabel said. "If we want to be a great defense, we have to be a great defense all the time. ... I thought we'd get a stop."

Hopkins Debut

Veteran receiver DeAndre Hopkins led the team with seven catches for 65 yards. Behind Hopkins, Nick Westbrook-Ikhine (4 catches, 58 yards) and Treyton Burks (2 catches, 18 yards) were the team's most productive receivers. Hopkins was targeted 13 times in the contest, and Tannehill was twice intercepted on balls targeting Hopkins, so there's still room for improvement in the Tannehill-to-Hopkins connection. "We can't make excuses," Hopkins said. "I can't make excuses for myself. Obviously, I have to go out and do some things better. I hold myself accountable."

Money Folk

The Titans signed veteran kicker Nick Folk to come in and make kicks, and that's exactly what he did on Sunday. Folk was a perfect 5-of-

5, making kicks from 27, 29, 31, 45 and 50 yards. Folk was hoping for a chance to kick one more football at the end, but he didn't get that opportunity. "(My job) is to make field goals, or extra points," Folk said. "The most important thing is to get a W. We came up a point short today. You are always hoping to get a chance at the end there, and that was kind of it."

Too Many Mistakes

The Titans had a great chance to sneak out of New Orleans with a win. The Superdome was raucous on Sunday, and the Saints are going to win a lot of games because of their defense. Still, this one was there for the taking, and the Titans let it get away. The three interceptions proved to be killer, along with the red zone failures. There was a blocked punt, lapses on defense, and ill-timed penalties and missed opportunities to make plays. On this day, the truth is the Titans did just enough to cost themselves a win. Still, there wasn't a lot of sulking in the locker room afterward. "I am confident that we are going to bounce back after this," defensive lineman Jeffery Simmons said. "There is no frustration – I am not frustrated at all. I am motivated because there were a lot of positives in this game. We are going to stick together, and we are going to work to find a way to win next week."

###

**RYAN TANNEHILL'S
UGLY PERFORMANCE
DOOMS TENNESSEE
TITANS IN WEEK 1 LOSS
TO SAINTS**

**BY NICK SUSS
NASHVILLE TENNESSEAN
SEPTEMBER 10, 2023**

NEW ORLEANS — A forgettable day for Ryan Tannehill set the stage for the Tennessee Titans to lose their third consecutive season-opening game.

The Titans' offense stalled time and again, and the defense wasn't able to bail it out when it needed to as the Titans lost 16-15 against the New Orleans Saints at Caesars Superdome on Sunday.

Tannehill finished 16-for-34 with 198 yards and three interceptions. The Titans were 2-for-12 on third downs, struggling to extend drives when faced with passing downs. And the offense had to settle for field goals on three red zone trips and five overall.

Tannehill and the offense surged into the red zone late in the fourth quarter with a chance to take the lead, but coach Mike Vrabel opted for a field goal on fourth-and-6 from the 11-yard line with 2:20 left and all three timeouts at his disposal.

The Titans had a chance to get the ball back with a third-and-6 stop just after the 2-minute warning, but Saints quarterback Derek Carr connected on a 41-yard completion over cornerback Kristian Fulton, battling a hamstring injury, to essentially ice the game.

Tannehill finished with a 28.8 passer rating, the lowest in any game he's started for the Titans. His previous low was 40.5 against the Green Bay Packers in 2020.

Derrick Henry carried 15 times for 63 yards and caught two passes for 56 yards. But, in a stark contrast from past Titans seasons, there were entire drives when Henry was on the sideline as the Titans experimented

with empty backfields and packages featuring rookie running back Tyjae Spears as an extra receiver.

Controversial fumble replay doesn't help Titans

Titans edge rusher Arden Key was a menacing presence throughout the first half, logging 1.5 sacks, a tackle for loss and two QB hurries. But Key's biggest highlight was a pass breakup that could've been ruled something much more valuable.

With the Saints in the red zone midway through the second quarter, Key blew past Saints tackle Trevor Penning and got a hand on Saints QB Derek Carr's arm, seemingly before he started throwing, and knocked the ball loose. The ball traveled forward and was easily scooped up by Titans safety Kevin Byard, who had a clear path to return the would-be fumble for a touchdown. But the referees whistled the play dead and ruled it an incomplete pass. After a Titans challenge, the call on the field stood.

The Saints kicked a field goal on the next play, turning what could've been seven Titans points into three for the home team.

Trick play to Titans' Chig Okonkwo barely missed

Offensive coordinator Tim Kelly dialed up a trick play early in the fourth quarter. A handoff turned into an end around which turned into a flea flicker back to Tannehill, who had tight end Chig Okonkwo wide open streaking down the visitor's sideline. But Tannehill overthrew on a surefire touchdown, with Okonkwo unable to even get his fingertips on the throw.

The Titans ended up settling for a field goal to trim the Saints' lead on that drive instead of tying the score.

Tannehill had a chance for redemption on another long pass to Spears, who was open down the Saints' sideline late in the fourth quarter, but the pair was unable to connect.

Titans' pass protection still an issue

The Titans' offensive line is the most rebuilt unit on the team, and the most rebuilt front in the NFL. But even with four new starters and one player at a new position, pass protection was still a huge issue.

The Saints recorded three sacks and 10 quarterback hurries Sunday, constantly harassing Tannehill even on plays where they only rushed three defenders. Saints defensive end Cameron Jordan also batted two passes away at the line of scrimmage.

Run blocking wasn't as much of an issue. The Titans averaged 4.7 yards per carry behind a characteristically effective day from Henry. But the passing game struggled to get going, and the blocking was a big reason why.

Nick Folk was star of Titans' loss

Before the Titans offense or defense ever lined up for a play from scrimmage, the special teams was making plays. Safety Amani Hooker stole the ball from Saints kick returner Rashid Shaheed on the opening kickoff to set the Titans up with a field goal in the opening minutes.

But just as special teams can create points, they can give them away too. Punter Ryan Stonehouse had a punt blocked in the second quarter, setting the Saints up for a field goal of their own.

The big revelation for the Titans on special teams was kicker Nick Folk. Folk opened the day by splitting the uprights from 50 yards out and finished 5-for-5, a good sign for a Titans team that's ranked worst in the NFL in placekicking over the last four years.

What's next for Titans?

The Titans head back to Nashville for their home opener next Sunday when they host the Los Angeles Chargers.

###

**TENNESSEE TITANS
REPORT CARD: GRADING
DREADFUL OFFENSE
AGAINST NEW ORLEANS
SAINTS**

**BY NICK SUSS
NASHVILLE TENNESSEAN
SEPTEMBER 10, 2023**

NEW ORLEANS — The Tennessee Titans' offense didn't have enough juice to start the year with a win.

The Titans lost 16-15 in their season opener against the New Orleans Saints Sunday. Quarterback Ryan Tannehill threw three interceptions and the offense had to settle for five field goals, including three from the red zone, on a day where the defense did more than enough to keep the Titans in the game.

Here is The Tennessean's report card for the Titans' game vs. the Saints.

Offense: D

Ryan Tannehill played one of his worst games in a Titans uniform, making baffling decisions that led to turnovers. He didn't throw to tight end Chig Okonkwo when he was wide open downfield, instead throwing an interception into tight coverage to end a promising drive at the start of the third quarter. And he made a bad decision down the sideline later in the third for another interception, setting the Saints up for their first touchdown.

Give the unit credit for some creativity, but there wasn't enough success for that to merit anything more than a mention. When an offense goes 2-for-12 on third down and doesn't cash in for a touchdown on three trips to the red zone, it's hard to take solace in the new formations and packages.

Defense: B+

Sunday felt like a continuation of what the Titans' defense did in 2022, for better or worse. The run defense was strong and the pass defense was spotty, but the unit was more or less effective. The offense and special

teams left the defense on the hook with bad field position a couple of times, including when Tannehill's interception set up the Saints' touchdown.

The defensive line in particular had a star-making day. Denico Autry and Arden Key each had multiple sacks. But the pass rush was less effective in the second half, allowing the Saints to get into more of a rhythm.

Another injury to cornerback Kristian Fulton left the Titans' secondary thinner in the second half as well. Saints receiver Chris Olave took advantage of this the most, getting more than 100 yards receiving.

Special teams: B+

It's a complicated game to grade for the special teams. Nick Folk was excellent as the Titans' latest placekicker, going 5-for-5 on field goals including a 50-yard kick in the first quarter. Safety Amani Hooker forced a turnover on the opening kickoff, ripping the ball out of the kick returner's hands and setting the Titans up in good field position. Rookie Kearis Jackson had an all right day returning punts. All good things.

But the Saints blocked one of Ryan Stonehouse's punts, leading directly to points. Had it not been for that blemish, this might've been an A+ day. But that's a pretty big blemish.

###

DEREK CARR'S NEW ORLEANS DEBUT IS A SUCCESS AS THE SAINTS EDGE THE TITANS 16-15

**BY ASSOCIATED PRESS
ESPN.COM
SEPTEMBER 10, 2023**

NEW ORLEANS -- — After taking four sacks, throwing an interception and being flattened by a forearm to the face, a sore but determined Derek Carr pulled out the kind of finish he wanted in his New Orleans Saints debut.

Carr passed for 305 yards and a touchdown, and his 41-yard pass to Rashid Shaheed on third-and-6 in the final minutes helped New Orleans run out the clock in a 16-15 victory over the Tennessee Titans on Sunday.

"I'm glad we won. That's all I wanted to do," said Carr, who spent his first nine seasons with the Raiders before coming to New Orleans as a free agent. "That was one of the more physical games I've played in my 10 years. ... We showed that we could win the ultimate physical type of game."

The Saints' defense did not allow a touchdown, intercepted Ryan Tannehill three times, sacked him three times, and stopped Tennessee on 10 of 12 third down plays.

"Our defense is something special," said cornerback Marshon Lattimore, who had one of the Saints' interceptions, along with Marcus Maye and Paulson Adebó. "We're one of the best defenses, if not the best defense, in the league."

New Orleans also got a big special teams play when linebacker Zack Baun blocked a punt in Titans territory to set up one of rookie Blake Grupe's three field goals.

Shaheed, an undrafted player in his second season out of Weber State, overcame his turnover on the opening kickoff and finished with five receptions for 89 yards and the game's lone touchdown.

"That's a very veteran thing of him to do," Carr said. "Usually, when young guys make mistake early, it's hard to get them back focused. ... He came out and caught a lot of passes for us in some big situations."

Chris Olave caught eight passes for 112 yards for New Orleans. Michael Thomas, who missed the final 14 games last season, returned to catch five passes for 61 yards.

The teams traded field goals, punts or turnovers for most of the game before New Orleans finally found the end zone with 1:23 left in the third quarter. Carr pump-faked and lofted a pass toward the right side of the end zone an instant before the pocket collapsed. Shaheed, who faked a shorter route before breaking behind the defense, hauled in the 19-yard scoring pass to make it 16-9.

After the Titans' Nick Folk hit two more field goals from 45 and 29 yards, Tennessee needed one more third-down stop for a chance to win. That's when Carr hit Shaheed deep down the left sideline.

"It made my day," Carr said, crediting offensive coordinator Pete Carmichael Jr. for calling a play that provided that opportunity. "It meant a lot to me and our offense that he trusted us."

Jamaal Williams' first-down run shortly after allowed New Orleans to run out the clock.

Tennessee coach Mike Vrabel said he was banking on his defense forcing one more punt when he sent Folk out for a field goal instead of running an offensive play on fourth-and-6 from the New Orleans 11 with 2:20 left.

"If we want to be a great defense, we have to be a great defense all the time," Vrabel said. "We tried to put the game in their hands and I thought we'd get a stop when we made the decision to kick, come down and get inside the 40 and try to kick a field goal to win the game."

Tannehill finished 16 of 34 for 198 yards. New Orleans limited star running back Derrick Henry to 63 yards rushing. DeAndre Hopkins caught seven passes for 65 yards in his Titans debut.

Carr's first play from scrimmage as a Saint was a 25-yard completion to Thomas along the left sideline.

That was not, however, an auspicious sign of things to come in the first half, which ended with Carr being intercepted by safety Amani Hooker on the Titans' 12.

The turnover preserved Tennessee's 9-6 lead at halftime.

HARD YARDS

With star running back Alvin Kamara serving the first of a three-game suspension, the Saints managed just 69 yards on the ground.

"Obviously that's a good front that we played," coach Dennis Allen said. "We knew it was going to be difficult to run the ball. ... Obviously, that's something that we've got to improve on."

INJURIES

Titans: DB Kristian Fulton received attention for an ailing hamstring in first half but returned to the game. DT Kyle Peko received attention in the fourth quarter but was able to walk to the sideline. Hooker briefly received treatment in the final two minutes.

Saints: DE Payton Turner left the game with a toe injury in the first half. DB Alontae Taylor limped off the field early in the fourth quarter but returned.

UP NEXT

Titans: Play their home opener next Sunday against the Los Angeles Chargers.

Saints: Visit Carolina for their first NFC South matchup on Monday, Sept. 18.

TANNEHILL, TITANS' OFFENSE STUMBLE OUT OF THE GATE IN 16-15 LOSS TO SAINTS

**BY JOHN GLENNON
NASHVILLE POST
SEPTEMBER 11, 2023**

The Titans' new-look offense entered the 2023 season with at least one very low bar to clear: be better than last year's offense.

It seemed like an incredibly easy goal, considering the 2022 offense finished 30th in total yards, 30th in passing yards and 28th in points — failing to score more than 20 points in 10 of the Titans' last 12 games.

But one game into the season, the Titans' offense — hard as this may be to believe — looked every bit as bad, and maybe worse, than last year's bumbling bunch.

That's the obvious take following the Titans' 16-15 loss at New Orleans on Sunday, a game in which the offense totaled just 285 yards and zero touchdowns, went zero-for-three in the red zone and two-for-12 on third downs.

Quarterback Ryan Tannehill posted a career-worst 28.8 quarterback rating, after completing 16-of-34 passes for 198 yards and throwing three interceptions. It was the first time Tannehill had thrown three picks in a regular-season game since Nov. 21, 2021, when he tossed four in a loss to Houston.

Overall, it was quite the disappointing debut for new offensive coordinator Tim Kelly, whose group featured Tannehill along with playmakers Derrick Henry, Tyjae Spears, DeAndre Hopkins, Treylon Burks and Chig Okonkwo.

"It's a sick feeling in your gut obviously," Tannehill told reporters afterward. "We weren't good enough in the red zone, missed opportunities, mistakes, all of it. There was a couple bright spots. But

on the whole, just have to be better in a lot of different areas."

Given the horrendous offensive numbers the Titans produced, it was somewhat surprising to see the team still have a chance to post a winning score on its final drive.

But Titans coach Mike Vrabel didn't appear to have too much confidence in the offense's ability to secure a critical red-zone first down — or score a critical touchdown — in the closing minutes. Instead of choosing to go for it on fourth-and-6 at the Saints' 11-yard line with two-and-a-half minutes remaining, Vrabel decided to kick a field goal that trimmed New Orleans' lead to 16-15.

The Titans never saw the ball again, as the Saints managed two first downs and ran out the clock.

"Tried to put the game in [the defense's] hands," Vrabel said. "I thought we'd get a stop. ... Thought we'd come down there and find a way to get it inside the 40 and then kick a field goal to win the game. That's what I believed."

Tannehill looked inexplicably off for most of the game, as he came close to getting picked at least a couple more times than he did.

In addition, the 11-year veteran missed open targets on a pair of potentially game-changing plays. He failed to hit an open Okonkwo down the right sideline to cap a nicely executed flea flicker early in the fourth quarter, and missed a wide open Spears deep down the left sideline later in the fourth quarter.

"We hit some plays and we don't hit some plays," Vrabel said of the missed throw to Okonkwo. "We didn't hit it. ... I don't know if that was a momentum switch, but it was certainly a play we have to hit and would have liked to hit."

There were some offensive line issues, as Tannehill was sacked three times and harassed on other occasions. But they weren't enough

to explain all the difficulties Tannehill encountered.

Nor did Tannehill use rustiness as an excuse, though he missed the final three games of last year and played just three snaps in the preseason, handing off each time.

"I felt really good coming into the game," Tannehill said. "Felt healthy. Felt really good mentally, ready to roll. Just didn't come out and play well. Obviously, I'm not happy with the way [I] performed. There's a lot of room to grow there. Excited to get back to work and be ready to go next week."

As is the case with every game, the entirety of the outcome can't be placed on one person or one side of the ball.

The Titans' special teams, for example, chipped in when a failed blocking assignment turned into a blocked Ryan Stonehouse punt and, eventually, a Saints field goal.

The defense played well overall, sacking Carr four times and holding the Saints out of the end zone on three of four New Orleans drives that reached the red zone. But that defense also failed to get a stop when the Titans needed the ball back in the closing moments, and it also surrendered five completions of 20 yards or more — including a back-breaking 41-yard, third-down completion to Rashid Shaheed on third and six with under two minutes remaining.

Still, this game was there for the taking if Tannehill and the Titans offense had done just a little more.

How much should we attribute the struggles to this being the first game for Kelly, for his new scheme, for an overhauled offensive line and for the tandem of Tannehill and Hopkins?

It's certainly possible all the novelty played a role, especially in the noisy Superdome environment.

But that's not a good enough excuse for a 2023 offense that — in its first

opportunity to make a decent impression — instead recalled far too many painful memories of 2022.

###

NEW OFFENSE, SAME OLD STRUGGLES AS TITANS FALL TO SAINTS IN SEASON OPENER

TITANSINSIDER.COM
SEPTEMBER 10, 2023

The Tennessee Titans made plenty of changes in the off-season, but in Sunday's season-opening 16-15 loss at New Orleans, it looked a lot like the same type of struggles and inconsistency that ended the 2022 season.

The Titans' "new" offense never sniffed the end zone, settling for five Nick Folk field goals to account for all the scoring, and performed remarkably like the same unit that closed 2022 with seven straight losses.

"We can find a million excuses, and all the excuses are going to do is make you feel better today," Titans coach Mike Vrabel told reporters in the Superdome after the loss. "What we need to do is just have accountability and some discipline as we move forward and make today hard, and hopefully tomorrow a little easier."

Quarterback Ryan Tannehill suffered through a dreadful game, with three interceptions as he completed just 16 of 34 passes for 198 yards. The new offensive line with four new starters kept Tannehill under duress for a good part of his dropbacks. And when Tannehill did have time to throw, the veteran QB had plenty of misfires, in addition to the three picks.

New receiver DeAndre Hopkins was targeted 13 times Sunday, but produced just seven catches for 65 yards. And the Titans only saw fit to have Derrick Henry carry the ball 15 times Sunday for 63 yards.

Meanwhile, the defense and special teams kept the team in the game. Amani Hooker had two takeaways – plucking a fumble away from Rashid Shaheed on the game's opening kickoff – and getting an interception to thwart a Saints

scoring opportunity near the end of the first half.

Otherwise, it was Folk, acquired from New England for a seventh-round pick on cutdown day, who provided the Titans offense. The 38-year-old was good from 50 yards off the Hooker fumble recovery, then proceeded to score from 27, 31, 45 and 29 yards. The final field goal was a bit questionable as the Titans trailed 16-12 with 2:17 to play and holding all their timeouts.

The defense that had kept the Titans in the game all day, couldn't hold up at the end, and the Saints marched downfield and were able to run out the clock in the red zone and give Derek Carr a win in his first game as their starting quarterback.

Despite the struggles by both offenses, the game had some interesting twists and turns.

The Titans turned the ball over three times with Tannehill's interceptions and also had a punt blocked in the first half. Tennessee also had a pair of takeaways that factored in, but it was on they didn't get that ended up hurting them.

With the Saints driving to the Titans' 15, Arden Key came off the edge and dislodged the ball from Carr, who pushed it forward out of his hand. Kevin Byard scooped up the loose ball and returned it for what would have been a Tennessee touchdown. However, officials on the field rule the play as an incomplete pass, even though it looked remarkably similar to the play where Joshua Dobbs was credited with a fumble that cost the Titans playoff spot last year in Jacksonville.

Vrabel said the play wasn't what cost the Titans the game, but did seem perturbed about the inconsistency in officiating.

"Next week that's gonna be a fumble, and then the next week it's gonna be an incomplete pass, and then the next week it's gonna be a fumble. So if you're asking me that we should let replay sort it out, I'm

telling you that we should let replay sort it out," Vrabel said. "...It just didn't go our way. They called it incomplete, and then when it goes to replay, they need clear and obvious evidence that it wasn't a pass."

The Saints ended up kicking a tying field goal to make it 6-6. Folk connected on a 31-yarder to give the Titans a 9-6 halftime lead.

With the game tied at 9, the Saints put up the game's only touchdown as Carr found Shaheed for a 19-yard touchdown pass with 1:28 left in the third period.

It proved to be enough for the Saints to send the Titans to their eighth straight loss dating back to last season.

Tannehill, in his first game back since ankle surgery curtailed his 2022 season, had a rough day. In addition to the three interceptions, he was sacked three times and played behind a line that allowed 10 quarterback hits. The Saints also had 11 passes defensed.

"We weren't good enough in the red zone. (We had) missed opportunities and mistakes, all of it. There were a couple of bright spots, but on the whole, we just have to be better in a lot of areas," Tannehill told the media. "At the end of the day, it doesn't matter (what caused the interceptions). We just have to eliminate them and give ourselves a chance to win the game."

Carr, though the Titans defense was able to keep him at bay for a good part of the game, still had a solid game, completing 23 of 33 passes for 305 yards with a score and an interception. The Titans sacked him four times.

The Titans return home Sunday to face the Los Angeles Chargers in their home opener.

Injuries

Kristian Fulton left the game early with a hamstring injury in the first half and did not return until late when in the game when he was

beaten by Shaheed for a 41-yard gain that helped seal the win for the Saints.

Defensive lineman Kyle Peko left the game late due to an injury.

Inactives

The Titans declared the following players inactive on Sunday: tackles Jaelyn Duncan and Dillon Radunz, receiver Colton Dowell, defensive tackle Jayden Peevy, cornerback Tre Avery and outside linebacker Caleb Murphy. Quarterback Will Levis was designated as the emergency third QB, leaving Malik Willis as Tannehill's backup.

###



TENNESSEE TITANS

UPDATED BIOS



2 AZEEZ AL-SHAIR

LINEBACKER • 6'2" • 228 LBS • COLLEGE: FLORIDA ATLANTIC
ACQUIRED: UNRESTRICTED FREE AGENT (SF) - 2023
NFL EXPERIENCE (NFL/TITANS): 5/1 • HOMETOWN: TAMPA, FLA.
GAMES PLAYED/GAMES STARTED: 57/32 (PLAYOFFS: 6/4)



 **Captain: 2023**

PRO: The Titans signed Azeez Al-Shaair (uh-ZEEZ al-SHY-er) as an unrestricted free agent early in the 2023 offseason to bring veteran leadership and experience to the inside linebacker position. The 6-foot-2-inch, 228-pound defender possesses grit and toughness with an uncanny knack for finding the ball carrier. The Florida Atlantic product entered the NFL as an undrafted free agent with the San Francisco 49ers in 2019. He spent his first four seasons with the club, appearing in 56 games with 31 starts while amassing 191 tackles, two sacks, two interceptions, 11 stops for loss, nine quarterback pressures, two forced fumbles and three fumble recoveries.

CAREER HIGHLIGHTS:

- In 2021, Al-Shaair enjoyed a breakout campaign with the 49ers by setting career-highs with 102 tackles, two sacks, nine stops for loss and five passes defended. He also started all three postseason games and registered 13 tackles.

TITANS TIDBITS:

- Al-Shaair grew up in a family of nine, with his mother, Naadhirah, supporting him and his seven siblings. In 2012, struggling to make ends meet, the family moved into their grandmother's home in Tampa, Fla. One night, Al-Shaair awoke to the smell of smoke encompassing the house. He was able to wake up and lead the rest of his family to safety, as they watched the house burn down. The family moved from place to place before settling in a longstay motel. Al-Shaair chose to sleep on the floor, as the family had to fit into one room. He trekked two hours by bus each day to attend school and football practice, often only eating once a day, making sure any leftover food went to his mom and siblings. According to him his work ethic on and off the field grew in that adversity.
- While at Florida Atlantic, Al-Shaair decided to move his two younger brothers, Abdul-Lateef and Abdur-Rahmaan, into his Boca Raton apartment. Constantly worrying about whether they were eating or getting into trouble, Al-Shaair began to serve as the father figure of the household.
- Al-Shaair was the recipient of the N4A Wilma Rudolph Student-Athlete Achievement Award, which honors any collegiate student-athlete who has overcome great personal, academic, and/or emotional odds to achieve academic success while participating in intercollegiate athletics.

CAREER TRANSACTIONS:

- The Tampa, Fla., native was originally signed by the San Francisco 49ers as a rookie free agent on May 3, 2019.
- Signed by the Titans as an unrestricted free agent on March 20, 2023.

SEASON RECAPS:

2023 (1/1 - Tennessee): Selected as a captain by his teammates.

- At New Orleans (9/10), made his Titans debut as a starter at linebacker and notched six tackles. Teamed with Jack Gibbens to stuff Jamaal Williams for a one-yard loss on a rush off right tackle in the third quarter. Combined with Jeffery Simmons to stop Williams for no gain on a rush late in the final period.

2022 (12/9, 3/3 - San Francisco): Saw action in 12 games with nine starts at linebacker and recorded 44 tackles, a stop for loss, three quarterback pressures and a fumble recovery. Placed on injured reserve on Oct. 3 and missed five games before being designated to return on Nov. 12. Started all three postseason contests and collected 12 tackles.

- At Denver (9/25), started at linebacker and posted five tackles.
- Against Arizona (1/8), started at linebacker and notched a season-high 11

tackles.

2021 (13/13, 3/1 - San Francisco): Started 13 games and notched career-highs with 102 tackles, two sacks, nine stops for loss and five passes defended. Added two fumble recoveries, an interception and a forced fumble. Was inactive for four contests. Saw action all three postseason games with one start and registered 13 tackles.

- Against Green Bay (9/26), led the team with a then career-high 10 tackles.
- Against Indianapolis (10/24), registered nine tackles and his first career fumble recovery, scooping up a loose ball by Carson Wentz.
- Against Minnesota (11/28), registered a team-high eight tackles while adding a fumble recovery and an interception of Kirk Cousins.
- At Seattle (12/5), combined with Arden Key to sack Russell Wilson, marking the first half sack of his career. Also registered a career-high 15 tackles to go along with a forced fumble of Gerald Everett.
- At Cincinnati (12/12), collected 11 tackles, a sack and a pass defended.
- At Tennessee (12/23), notched six tackles and a half sack.

2020 (16/5 - San Francisco): Saw action in all 16 games with five starts and recorded 34 tackles, an interception, a forced fumble and two passes defended.

- Against Philadelphia (10/4), registered three tackles and picked off a Carson Wentz pass that was tipped by Javon Kinlaw, marking his first career interception.
- At New England (10/25), posted five tackles and forced a Jakob Johnson fumble.
- Against Seattle (1/3), notched a season-high nine tackles with a pass defended.

2019 (15/4, 0/0 - San Francisco): Played in 15 games with four starts as a rookie and registered 11 tackles. Finished tied for third on the team with eight special teams tackles. Was inactive for one regular season contest and all three postseason games.

- Against Green Bay (11/24), made his first career NFL start at linebacker and collected a tackle.
- At Seattle (12/29), started at linebacker and registered three tackles.

COLLEGE:

- During a four-year career at Florida Atlantic, appeared in 43 games with 42 starts and registered 397 tackles, 32.5 tackles for loss, eight passes defended, 7.5 sacks, two forced fumbles and an interception returned for a touchdown.
- As a senior (2018), started all six games in which he appeared and tallied 43 tackles, 2.5 tackles for loss, 1.5 sacks and a pass defended.
- As a junior (2017), earned first-team Conference USA honors after starting 13 games and recording a league-high 147 tackles, to go along with 11 tackles for loss, four passes defended, 2.5 sacks and a forced fumble.
- As a sophomore (2016), was named Conference USA honorable mention after starting 12 games and notching 113 tackles, 12 tackles for loss, two sacks, an interception (returned for a touchdown) and a pass defended.
- As a true freshman (2015), earned Freshman All-America honors from USA Today and was named to Conference USA's All-Freshman team after playing in 12 games with 11 starts and registering 94 tackles, seven tackles for loss, two passes defended, 1.5 sacks and a forced fumble. Was named Florida Atlantic's Co-Newcomer of the Year.
- Majored in public safety administration at Florida Atlantic.

PERSONAL:

- Attended Hillsborough (Tampa, Fla.) High School where he was a two-time all-state, all-county and all-conference selection after finishing his career with 236 tackles, 15 sacks, five forced fumbles and two interceptions. Also blocked eight field goal attempts on special teams.
- As a senior, played in 11 games and registered 126 tackles, 6.5 sacks, six blocked field goals, a blocked punt, two interceptions, three forced fumbles and three fumble recoveries.
- As a junior, saw action in 10 games and recorded 110 tackles.
- Son of Naadhirah Lennon.
- Follow Al-Shaair on Twitter at @A_train2_.
- Follow Al-Shaair on Instagram at @a_train2_.
- Born Azeez Al-Shaair on Aug. 4, 1997 in Tampa, Fla.

AZEEZ AL-SHAIR'S GAME-BY-GAME

2019 San Francisco 49ers

Date	Opp	W/L	P/S	Tot Solo Asst	Sk - Yds	QBP	TFL	Int - Yds	-TD	PD	FF	FR - Yds	SpT	
Sept 8	@ TB	W	p	0	0	0	0.0	0.0	0	0	0	0	0	2
Sept 15	@ Cin	W	p	1	0	1	0.0	0.0	0	0	0	0	0	1
Sept 22	Pit	W	p	0	0	0	0.0	0.0	0	0	0	0	0	1
Oct 7	Cle	W	p	0	0	0	0.0	0.0	0	0	0	0	0	1
Oct 13	@ LAR	W	p	0	0	0	0.0	0.0	0	0	0	0	0	0
Oct 20	@ Was	W	p	0	0	0	0.0	0.0	0	0	0	0	0	1
Oct 27	Car	W	p	0	0	0	0.0	0.0	0	0	0	0	0	0
Oct 31	@ Ari	W	p	0	0	0	0.0	0.0	0	0	0	0	0	0
Nov 11	Sea	L	p	0	0	0	0.0	0.0	0	0	0	0	0	0
Nov 17	Ari	W	IA											
Nov 24	GB	W	S	1	0	1	0.0	0.0	0	0	0	0	0	1
Dec 1	@ Bal	L	S	3	2	1	0.0	0.0	0	0	0	0	0	0
Dec 8	@ NO	W	p	0	0	0	0.0	0.0	0	0	0	0	0	0
Dec 15	Atl	L	S	1	1	0	0.0	0.0	0	0	0	0	0	0
Dec 21	LAR	W	p	2	1	1	0.0	0.0	0	0	0	0	0	0
Dec 29	@ Sea	W	S	3	2	1	0.0	0.0	0	0	0	0	0	0
Totals			13-3	15/4	11	6	5	0.0	0.0	0	0	0	0	7
Playoffs														
Jan 11	Min	W	IA											
Jan 19	GB	W	IA											
Feb 2	@ KC	L	IA											
Totals			2-1	0/0	0	0	0	0.0	0.0	0	0	0	0	0

2020 San Francisco 49ers

Date	Opp	W/L	P/S	Tot Solo Asst	Sk - Yds	QBP	TFL	Int - Yds	-TD	PD	FF	FR - Yds	SpT	
Sept 13	Ari	L	p	0	0	0	0.0	0.0	0	0	0	0	0	0
Sept 20	@ NYJ	W	p	2	1	1	0.0	0.0	0	0	0	0	0	0
Sept 27	@ NYG	W	p	1	1	0	0.0	0.0	0	0	0	0	0	0
Oct 4	Phi	L	S	3	2	1	0.0	0.0	0	0	1	0	0	0
Oct 11	Mia	L	p	0	0	0	0.0	0.0	0	0	0	0	0	0
Oct 18	LAR	W	p	0	0	0	0.0	0.0	0	0	0	0	0	0
Oct 25	@ NE	W	S	5	2	3	0.0	0.0	0	0	0	1	0	0
Nov 1	@ Sea	L	p	1	1	0	0.0	0.0	0	0	0	0	0	0
Nov 5	GB	L	S	4	1	3	0.0	0.0	0	0	0	0	0	0
Nov 15	@ NO	L	p	0	0	0	0.0	0.0	0	0	0	0	0	1
Nov 29	@ LAR	W	p	0	0	0	0.0	0.0	0	0	0	0	0	0
Dec 7	Buf	L	p	0	0	0	0.0	0.0	0	0	0	0	0	0
Dec 13	Was	L	p	5	4	1	0.0	0.0	0	0	0	0	0	0
Dec 20	@ Dal	L	p	4	2	2	0.0	0.0	0	0	0	0	0	0
Dec 26	@ Ari	W	S	0	0	0	0.0	0.0	1	0	0	0	0	0
Jan 3	Sea	L	S	9	7	2	0.0	0.0	0	1	0	0	1	0
Totals			6-10	16/5	34	21	13	0.0	0.0	1	1	1	0	1

2021 San Francisco 49ers

Date	Opp	W/L	P/S	Tot Solo Asst	Sk - Yds	QBP	TFL	Int - Yds	-TD	PD	FF	FR - Yds	SpT	
Sept 12	@ Det	W	S	7	4	3	0.0	0.0	0	2	0	0	0	0
Sept 19	@ Phi	W	S	5	2	3	0.0	0.0	1	0	0	0	0	0
Sept 26	GB	L	S	10	5	5	0.0	0.0	0	0	0	0	0	0
Oct 3	Sea	L	S	10	4	6	0.0	0.0	0	0	0	0	0	0
Oct 10	@ Ari	L	S	3	1	2	0.0	0.0	0	0	0	0	0	0
Oct 24	Ind	L	S	8	4	4	0.0	0.0	0	1	0	0	0	12
Oct 31	@ Chi	W	IA											
Nov 7	Ari	L	S	9	4	5	0.0	0.0	1	0	0	0	1	0
Nov 15	LAR	W	S	8	6	2	0.0	0.0	0	2	0	0	0	0
Nov 21	@ Jax	W	S	2	1	1	0.0	0.0	0	0	0	0	0	0
Nov 28	Min	W	S	8	7	1	0.0	0.0	0	0	1	24	0	1
Dec 5	@ Sea	L	S	15	11	4	0.5	4.0	1	1	0	0	0	0
Dec 12	@ Cin	W	S	11	8	3	1.0	2.0	1	3	0	0	1	0
Dec 19	Atl	W	IA											
Dec 23	@ Ten	L	S	6	1	5	0.5	2.0	1	0	0	0	0	0
Jan 2	Hou	W	IA											
Jan 9	@ LAR	W	IA											
Totals			10-7	13/13	102	58	44	2.0	8.0	5	9	1	24	0
Playoffs														
Jan 16	@ Dal	W	S	5	3	2	0.0	0.0	1	0	0	0	0	0
Jan 22	@ GB	W	S	3	2	1	0.0	0.0	0	0	0	0	0	0
Jan 30	@ LAR	L	S	5	2	3	0.0	0.0	1	0	0	0	0	0
Totals			2-1	3/3	13	7	6	0.0	0.0	2	0	0	0	0

2022 San Francisco 49ers

Date	Opp	W/L	P/S	Tot Solo Asst	Sk - Yds	QBP	TFL	Int - Yds	-TD	PD	FF	FR - Yds	SpT	
Sept 11	@ Chi	L	p	5	2	3	0.0	0.0	0	0	0	0	0	0
Sept 18	Sea	W	S	1	0	1	0.0	0.0	0	0	0	0	0	0
Sept 25	@ Den	L	S	5	2	3	0.0	0.0	0	0	0	0	0	0
Oct 3	LAR	W	IR											
Oct 9	@ Car	W	IR											
Oct 16	@ Atl	L	IR											
Oct 23	KC	L	IR											
Oct 30	@ LAR	W	IR											
Nov 13	LAC	W	p	3	1	2	0.0	0.0	0	0	0	0	0	0
Nov 21	@ Ari	W	p	3	2	1	0.0	0.0	0	0	0	0	0	0
Nov 27	NO	W	S	4	2	2	0.0	0.0	0	0	0	0	0	0
Dec 4	Mia	W	S	0	0	0	0.0	0.0	0	0	0	0	0	0
Dec 11	TB	W	S	1	0	1	0.0	0.0	2	0	0	0	0	1
Dec 15	@ Sea	W	S	3	2	1	0.0	0.0	0	1	0	0	0	0
Dec 24	Was	W	S	1	0	1	0.0	0.0	0	0	0	0	0	0
Jan 1	@ LV	W	S	7	5	2	0.0	0.0	0	0	0	0	0	0
Jan 8	Ari	W	S	11	4	7	0.0	0.0	1	0	0	0	0	0
Totals			13-14	12/9	44	20	24	0.0	0.0	3	1	0	0	1
Playoffs														
Jan 14	Sea	W	S	3	2	1	0.0	0.0	0	0	0	0	0	0
Jan 22	Dal	W	S	7	4	3	0.0	0.0	0	0	0	0	0	0
Jan 29	@ Phi	L	S	2	0	2	0.0	0.0	0	0	0	0	0	0
Totals			2-1	3/3	12	6	6	0.0	0.0	0	0	0	0	0

2023 Tennessee Titans

Date	Opp	W/L	P/S	Tot Solo Asst	Sk - Yds	QBP	TFL	Int - Yds	-TD	PD	FF	FR - Yds	SpT	
Sept 10	@ NO	L	S	6	2	4	0.0	0.0	0	0	0	0	0	0
Sept 17	LAC													
Sept 24	@ Cle													
Oct 1	Cin													
Oct 8	@ Ind													
Oct 15	Bal													
Oct 29	Atl													
Nov 2	@ Pit													
Nov 12	@ TB													
Nov 19	@ Jax													
Nov 26	Car													
Dec 3	Ind													
Dec 11	@ Mia													
Dec 17	Hou													
Dec 24	Sea													
Dec 31	@ Hou													
Jan 6/7	Jax													
Totals			0-1	1/1	6	2	4	0.0	0.0	0	0	0	0	0

AZEEZ AL-SHAIR'S NFL STATISTICS

REGULAR SEASON				TACKLES							INTERCEPTIONS					FUMBLES			
Year	Team	GP	GS	Tot	Solo	Asst	Sk	Yds	QBP	TFL	No	Yds	Lg	TD	PD	FF	FR	Yds	SpT
2019	San Francisco	15	4	11	6	5	0.0	0.0	0	0	0	0	0	0	0	0	0	0	7
2020	San Francisco	16	5	34	21	13	0.0	0.0	1	1	1	0	0	0	2	1	0	0	1
2021	San Francisco	13	13	102	58	44	2.0	8.0	5	9	1	24	24	0	5	1	2	12	0
2022	San Francisco	12	9	44	20	24	0.0	0.0	3	1	0	0	0	0	0	0	1	5	0
2023	Tennessee	1	1	6	2	4	0.0	0.0	0	0	0	0	0	0	0	0	0	0	0
NFL Totals		57	32	197	107	90	2.0	8.0	9	11	2	24	24	0	7	2	3	17	8


PLAYOFFS				TACKLES							INTERCEPTIONS					FUMBLES			
Year	Team	GP	GS	Tot	Solo	Asst	Sk	Yds	QBP	TFL	No	Yds	Lg	TD	PD	FF	FR	Yds	SpT
2021	San Francisco	3	1	13	7	6	0.0	0.0	2	0	0	0	0	0	0	0	0	0	0
2022	San Francisco	3	3	12	6	6	0.0	0.0	0	0	0	0	0	0	0	0	0	0	0
NFL Totals		6	4	25	13	12	0.0	0.0	2	0	0	0	0	0	0	0	0	0	0

Single-Game Highs

Tackles - 15 at Seattle (12/5/21)
 Sacks - 1 at Cincinnati (12/12/21)
 Tackle For Loss - 3 at Cincinnati (12/12/21)
 Interceptions - 1 (Twice, last vs. Minnesota 11/28/21)
 Quarterback Pressures - 2 vs. Tampa Bay (12/11/22)
 Passes Defensed - 2 at Detroit (9/12/21)
 Forced Fumbles - 1 (Twice, last at Seattle 12/5/21)
 Fumble Recoveries - 1 (Three times, last vs. Tampa Bay 12/11/22)

Playoff Single-Game Highs

Tackles - 7 vs. Dallas (1/22/23)
 Quarterback Pressures - 1 (Twice, last at L.A. Rams 1/30/22)



96 DENICO AUTRY

OUTSIDE LINEBACKER • 6'5" • 285 LBS • COLLEGE: MISSISSIPPI STATE
ACQUIRED: UNRESTRICTED FREE AGENT (IND) - 2021
NFL EXPERIENCE (NFL/TITANS): 10/3 • HOMETOWN: ALBEMARLE, N.C.
GAMES PLAYED/GAMES STARTED: 126/76 (PLAYOFFS: 5/4)



PRO: Seeking a physical and disruptive defensive lineman, the Titans signed Denico Autry as an unrestricted free agent from the rival Indianapolis Colts early in the 2021 offseason. Prior to his arrival in Tennessee, the 6-foot-5-inch, 285-pounder amassed 216 tackles, 30.5 sacks and 50 tackles for loss in his first seven NFL campaigns (2014-20) with the Oakland Raiders and Colts. Autry has made an immediate impact with the Titans during his first two seasons (2021-22) leading the team with 17 sacks and ranking second on the squad with 89 quarterback pressures. Autry, a former rookie free agent, offers an impressive combination of size, athleticism and power on the defensive front and also excels on special teams where he has recorded 10 career blocked kicks.

CAREER HIGHLIGHTS:

- In 2022, Autry saw action in 12 games and led the team with eight sacks and a career-best 45 quarterback pressures.
- In 2021, Autry enjoyed a stellar first season with the Titans, playing in all 17 games and ranking second on the team with a career-best tying nine sacks and third on the squad with a then career-high 44 quarterback pressures.
- In 2020, Autry collected 7.5 sacks, nine tackles for loss and 10 quarterback hits in 14 games with the Colts.
- In his first campaign with the Colts in 2018, Autry led the squad with a career-best nine sacks to go along with 13 tackles for loss, two forced fumbles and a fumble recovery.
- In 2015, Autry led the NFL with three blocked kicks on special teams, posting the most blocks in a season by a single player since 2011. He has 10 career blocked kicks (six extra point attempts, three field goals and one punt).

TITANS TIDBITS:

- Coming out of Albemarle (N.C.) High School, Autry did not have the collegiate opportunities he initially desired and attended East Mississippi Community College (EMCC). The football program has been featured in a popular Netflix documentary series titled, Last Chance U, which focuses on players' last chance to prove themselves to Division I programs. Autry played for EMCC from 2010-11 and helped the Lions to a 12-0 season and an NJCAA national championship title while being named an NJCAA Football All-America first-team selection his sophomore year. Following his career at EMCC, Autry signed with Mississippi State amid offers from Alabama, Auburn, Florida, Florida State, Ole Miss, Southern California and Texas among others.
- Denico's brother, Lee, played defensive line at EMCC before transferring to Mississippi State as well. He signed with the Chicago Bears as a rookie free agent in 2020 and also spent time with the Los Angeles Chargers and Las Vegas Raiders during his rookie campaign.

CAREER TRANSACTIONS:

- The Albemarle, N.C., native was originally signed by the Oakland Raiders as a rookie free agent on May 20, 2014.
- Waived by the Raiders on Aug. 30, 2014 and signed to the team's practice squad two days later.
- Signed by the Raiders to their active roster from the team's practice squad on Oct. 25, 2014.
- Signed by the Indianapolis Colts as an unrestricted free agent on March 15, 2018.
- Signed by the Titans as an unrestricted free agent on March 19, 2021.

SEASON RECAPS:

2023 (1/1 - Tennessee): Has tied for the team lead in sacks once in 2023 (at NO).

- At New Orleans (9/10), started at defensive end and notched five tackles, including 1.5 sacks and six quarterback pressures. Stuffed Jamaal Williams for no gain on a rush off right guard in the opening quarter. Teamed with Arden Key to sack Derek Carr for a seven-yard sack in the second quarter. Sacked Carr for a seven-yard loss late in the second stanza.

2022 (12/8 - Tennessee): Played in 12 games with eight starts and led the team with eight sacks and a career-high 45 quarterback pressures. Registered 27 tackles, including eight stops for loss, four passes defended, two forced fumbles and a blocked extra point attempt. Was inactive for five contests. Led or tied for the team lead in sacks five times in 2022 (at BUF, at IND, vs. IND, at KC, vs. HOU). Led the team in quarterback pressures four times in 2022 (at BUF, at IND, vs. HOU, at JAX). Led or tied for the team lead in passes defended twice in 2022 (at BUF, vs. HOU).

- At Buffalo (9/19), saw action as a reserve at defensive end and collected two tackles, including a sack, a team-best three quarterback pressures and a pass defended. Dropped Josh Allen for a four-yard sack early in the third quarter. Deflected a third-and-nine pass intended for Devin Singletary in the third stanza.
- At Indianapolis (10/2), started on the defensive front and collected a pair of sacks, a team-best five quarterback pressures and a forced fumble. Helped limit Jonathan Taylor to just 42 rushing yards on 20 carries in the victory. Burst through the line and strip-sacked Matt Ryan on third-and-15 with the loose ball being recovered by Bud Dupree at the Colts' 32-yard line in the first stanza. Dropped Ryan for an eight-yard sack on third-and-13 late in the fourth quarter. The Colts missed a 51-yard field goal on the next play.
- At Washington (10/9), started at defensive end and recorded four tackles, including a sack and four quarterback pressures. Halted a Commanders' drive by sacking Carson Wentz for a nine-yard loss on third-and-13 early in the fourth quarter.
- Against Indianapolis (10/23), started on the defensive front and registered three tackles, including a sack, two quarterback pressures and a pass defended. Registered his third consecutive game with at least one sack. Halted a Colts' drive by batting down a third-and-three pass intended for Jonathan Taylor in the first quarter. Stuffed Jonathan Taylor for no gain on a short pass in the third stanza. Dropped Matt Ryan for a four-yard sack in the fourth quarter.
- At Kansas City (11/6), started on the defensive front and produced three tackles, including a team-high two sacks with four quarterback pressures. Registered his 10th career game with at least two sacks. Ended a Chiefs' drive by sacking Patrick Mahomes for a five-yard sack on third-and-nine late in the second quarter. Halted another Chiefs' drive by dropping Mahomes for a six-yard sack on third-and-one late in the second quarter.
- Against Denver (11/13), started on the defensive front and posted two tackles while finishing second on the squad with seven quarterback pressures. Teamed with Mario Edwards Jr. to stuff Latavius Murray for no gain on a rush up the middle in the second stanza.
- At Green Bay (11/17), started on the defensive front and registered a quarterback pressure before leaving the game in the third quarter with an injury. Blocked the Packers' initial extra point chance in the opening quarter. It was his NFL-best 10th total block since his rookie season in 2014. Forced an Aaron Rodgers intentional grounding on third-and-six along the goal line in the second quarter.
- Against Houston (12/24), returned to the lineup as a starter on the

defensive front and notched seven tackles, a sack, a team-high seven quarterback pressures, a forced fumble and a team-best two passes defended. Forced a Davis Mills fumble that was recovered by the Texans in the end zone in the opening quarter. Deflected a pass at the line of scrimmage that was intended for Brandin Cooks in the third stanza. Teamed with Joshua Kalu to stuff Jeff Driskel for no gain on a fourth-and-one rush early in the third quarter. Combined with Jack Gibbens to stonewall Royce Freeman for a three-yard loss on a rush off left tackle in the third stanza. Batted down a pass intended for Chris Moore late in the third quarter. Dropped Davis Mills for a three-yard sack in the final period.

- At Jacksonville (1/7), started at outside linebacker in his 125th career regular season game and totaled a team-best three quarterback pressures.

2021 (17/11, 1/1 - Tennessee): Played in all 17 games with 11 starts in his first season with the Titans. Ranked second on the team with a career-high tying nine sacks and third on the squad with a then career-best 44 quarterback pressures. Notched 32 tackles, including 10 stops for loss, six passes defended and a blocked field goal. Started the postseason contest and posted three tackles, including 1.5 sacks, five quarterback pressures and a pass defended. Led or tied for the team lead in sacks six times in 2021 (at SEA, vs. KC, vs. JAX, at PIT, vs. SF, vs. MIA). Led or tied for the team lead in quarterback pressures four times in 2021 (vs. KC, at NE, vs. JAX, vs. CIN). Led or tied for the team lead in passes defended four times in 2021 (vs. BUF, at LAR, vs. HOU, at HOU).

- At Seattle (9/19), played as a reserve at defensive end and posted three tackles, including 1.5 sacks and four quarterback pressures. Sacked Russell Wilson for a four-yard loss early in the second stanza. Halted a Seahawks' drive by combining with Jeffery Simmons for a seven-yard sack of Wilson on third-and-14 in the second quarter.
- Against Indianapolis (9/26), started at defensive end and tallied four quarterback pressures.

- At N.Y. Jets (10/3), started on the defensive front in his 100th career game and notched three tackles, including two stops for loss. Stuffed Michael Carter for a two-yard loss on a rush off right tackle in the third quarter. Forced the Jets to settle for a field goal in overtime by stonewalling Zach Wilson for a three-yard loss on a bootleg run on third-and-goal from the one-yard line.

- Against Buffalo (10/18), started at defensive end and registered four quarterback pressures and a pass defended. Disrupted a Josh Allen pass that was then intercepted by Kevin Byard in the second quarter.

- Against Kansas City (10/24), started at defensive end and collected three tackles, including a team-high two sacks and a team-best seven quarterback pressures. Dropped Patrick Mahomes for a 10-yard sack on third-and-11, forcing a 57-yard field goal that was no good late in the third quarter. Sacked Mahomes for an eight-yard loss on fourth-and-18 midway through the fourth quarter.

- At Indianapolis (10/31), started at defensive end and posted three tackles and four quarterback pressures.

- At L.A. Rams (11/7), started at defensive end and tallied three tackles, including 1.5 sacks, five quarterback pressures and two passes defended. Dropped Matthew Stafford for a nine-yard sack in the opening quarter. Ended a Rams' drive by batting down a third-and-four pass intended for Robert Woods in the first quarter. Halted a Rams' drive by knocking down a pass intended for Woods on third-and-13 late in the second stanza. Teamed with Harold Landry III to sack Stafford for a six-yard loss on third-and-six late in the third quarter.

- Against Jacksonville (12/12), started at defensive end and posted two tackles, including a sack and a team-best four quarterback pressures in the shutout victory. Dropped Trevor Lawrence for a nine-yard sack on the Jaguars' first play from scrimmage in the opening quarter.

- At Pittsburgh (12/19), played as a reserve on the defensive front and notched a sack and a quarterback pressure. Sacked Ben Roethlisberger for a one-yard loss midway through the fourth quarter.

- Against San Francisco (12/23), saw significant action as a reserve on the defensive line and tallied three tackles, including a sack and three quarterback pressures. Stuffed Jeff Wilson Jr. for no gain on a rush off right end in the opening quarter. Halted a 49ers' drive by dropping Jimmy Garoppolo for a seven-yard sack on third-and-10 in the second quarter. Recorded his third consecutive game with at least one sack, marking the third three-game streak of his career.

- Against Miami (1/2), played as a reserve at defensive end and notched three tackles, including a sack and a quarterback pressure. Ended the Dolphins' first drive by sacking Tua Tagovailoa for a six-yard loss on third-and-10 in the first quarter. Recorded his fourth consecutive game with at

least one sack, which is the longest such streak of his career. Partially blocked a Jason Sanders' 53-yard field goal attempt that was no good in the third quarter, marking his ninth career blocked kick.

- Against Cincinnati (1/22), started at defensive end and posted three tackles, including 1.5 sacks, a team-high-tying five quarterback pressures and a pass defended. Registered his third consecutive postseason game with at least one sack. Combined with Naquan Jones to drop Joe Burrow for a three-yard sack on the Bengals' first play from scrimmage. Sacked Burrow for a six-yard loss later in the opening stanza. Teamed with David Long Jr. to stuff Joe Mixon for a three-yard loss on a rush off right end in the second quarter. Batted down a pass intended for Tyler Boyd in the second quarter.

2020 (14/13, 1/1 - Indianapolis): Appeared in 14 games with 13 starts and recorded 33 tackles, 7.5 sacks, nine tackles for loss and 10 quarterback hits. Spent two games on the reserve/COVID-19 list. Started the lone postseason contest and registered four tackles, including 1.5 sacks, two quarterback hits and a forced fumble.

- At Jacksonville (9/13), recorded two sacks of Gardner Minshew on opening day. It was his first multi-sack game since Week 2 of 2019 at Tennessee.

- At Detroit (11/1), tallied two sacks of Matthew Stafford in the victory.
- Against Baltimore (11/8), recorded two tackles including a sack of Lamar Jackson.

- At Tennessee (11/12), collected four tackles, including a 10-yard sack of Ryan Tannehill. It was his third consecutive game with a sack.

- Against Houston (12/20), accumulated four tackles, including 1.5 sacks.
- At Buffalo (1/9), started and tallied four tackles, 1.5 sacks and a forced fumble.

2019 (14/14 - Indianapolis): Started all 14 games he appeared in and tallied 32 tackles, 3.5 sacks, four tackles for loss, four passes defended and a forced fumble. Was inactive for the final two games of the season.

- At Tennessee (9/15), posted four solo tackles, two sacks of Marcus Mariota and a forced fumble.

- Against Tennessee (12/1), collected a season-best six tackles with a sack and two quarterback hits.

2018 (12/11, 2/2 - Indianapolis): Played in 12 games with 11 starts and notched 37 tackles, a career-high and team-leading nine sacks, 13 tackles for loss, two forced fumbles, a fumble recovery, a pass defended, a blocked extra point and a blocked field goal. Was inactive for four contests. Started two postseason games and had four tackles, a sack and two tackles for loss.

- Against Houston (9/30), posted a season-best nine tackles with two sacks, two more tackles for loss and two quarterback hits.

- Against Tennessee (11/18), collected a seven-yard sack of Marcus Mariota late in the second quarter.

- At Jacksonville (12/2), registered seven tackles, including a career-best three sacks for losses of 18 yards, four quarterback hits and two forced fumbles.

- At Houston (12/9), notched four tackles, including two sacks in the victory.

- Against Dallas (12/16), recorded a sack in the third consecutive game by dropping Dak Prescott for a 10-yard loss late in the fourth quarter. Blocked a 48-yard field goal attempt by Brett Maher early in the first quarter.

- At Kansas City (1/12), posted four tackles, including a five-yard sack of Patrick Mahomes on fourth-and-five in the third quarter.

2017 (16/3 - Oakland): Played in all 16 games with three starts and totaled 35 tackles. Set then career-highs with five sacks and seven passes defended.

- Against N.Y. Jets (9/17), contributed three tackles, a half sack and a pass defended. Split a sack with Mario Edwards Jr., bringing down Josh McCown for a four-yard loss in the third quarter.

- Against Kansas City (10/19), tallied two tackles and a half sack in the victory. Teamed with Khalil Mack to take down Alex Smith late in the fourth quarter, forcing a punt and getting the ball back to the Raiders' offense to drive down the field for the game-winning score.

- Against Denver (11/26), posted one of the most productive games of his career, tallying three tackles and a career-high two sacks. Brought down Paxton Lynch for a nine-yard loss in the second quarter to force a punt. Dropped Lynch again in the third quarter for an eight-yard loss to force a punt.

- Against N.Y. Giants (12/3), tallied three tackles, a sack and a pass defended in the victory. Brought down Geno Smith for a three-yard loss in

the fourth quarter to force a field goal attempt.

- At Kansas City (12/10), made his first start of the season and tallied two passes defended.
- At Philadelphia (12/25), posted his fifth sack of the season, dropping Nick Foles for a 16-yard loss in the fourth quarter.
- At L.A. Chargers (12/31), blocked an extra point attempt by Nick Rose in the second quarter.

2016 (16/7, 1/0 - Oakland): Saw playing time in all 16 games for the first time in his career and totaled 37 tackles, while adding 2.5 sacks, three passes defended and the first two fumble recoveries of his career.

- At Tennessee (9/25), teamed with Shilique Calhoun to take down Marcus Mariota for a two-yard sack.
- At Baltimore (10/2), tallied three assisted tackles and registered his first career fumble recovery following a Bruce Irvin sack-fumble of Joe Flacco in the fourth quarter.
- Against Carolina (11/27), tied a then career best with five tackles. Blocked a PAT attempt in the third quarter, his fourth career blocked kick.
- Against Buffalo (12/4), racked up two tackles and his first full sack of the season. His sack came during the fourth quarter on the Bills' last-chance drive.
- At Kansas City (12/8), notched two tackles and one fumble recovery in his fourth start of the year. Pounced on a loose ball after Khalil Mack's strip-sack of Alex Smith.
- At San Diego (12/18), notched his second sack in three games by taking Philip Rivers down for an eight-yard loss.
- At Houston (1/7), played in his first career postseason contest, recording three tackles and a pass defended.

2015 (14/8 - Oakland): Played in 14 games with eight starts, including starting the final seven games of the season. Totaled 29 tackles with three sacks and four passes defended. Led the NFL with three blocked kicks on special teams, posting the most blocks in a season by a single player since 2011.

- At Cleveland (9/27), batted down a pass at the line of scrimmage on Cleveland's final drive of the game for his first career pass defended.
- At Chicago (10/4), blocked a first quarter PAT attempt on special teams. Also posted three tackles.
- Against N.Y. Jets (11/1), posted a then career-high five tackles and recorded his first career sack.
- At Detroit (11/22), started at defensive end and notched his second sack of the season.
- At Tennessee (11/29), tipped a Marcus Mariota pass on the game's first play from scrimmage. Blocked his second PAT attempt of the season in the first quarter.
- Against Green Bay (12/20), credited with three tackles. Blocked his third kick of the season, deflecting a 49-yard field goal attempt by Mason Crosby in the fourth quarter.
- Against San Diego (12/24), recorded his first career safety with a sack of Philip Rivers. Also credited with three tackles and a pass defended.

2014 (10/0 - Oakland): Saw action in 10 games as a rookie and notched 13 tackles, three tackles for loss and two special teams stops. Spent first six games on the practice squad before being signed to the active roster on Oct. 25.

- At Cleveland (10/26), made his NFL debut, seeing significant action on defense and notched two tackles.
- At Seattle (11/2), came free up the middle on a third-quarter punt, blocking a Jon Ryan effort that was recovered in the end zone by Brice Butler for a Raiders touchdown. Added a tackle on kickoff coverage.
- Against Denver (11/9), recorded a personal-best two solo tackles.

COLLEGE:

- Played in 26 games with 23 starts for Mississippi State and finished his two-year Bulldogs career with 73 total tackles, 16 tackles for loss, six sacks and three forced fumbles. Spent his first two collegiate seasons at East Mississippi Community College where he was an NJCAA All-American and national champion.
- As a senior (2013), started all 13 games for the Bulldogs. Finished second on the team with 6.5 tackles for loss. Collected 31 tackles, two sacks and eight quarterback hurries.
- As a junior (2012), signed with Mississippi State and played in all 13 games with 10 starts. Tallied 42 tackles, 9.5 tackles for loss, four sacks, two forced fumbles and an interception. Came on strong in the final four games of the season, totaling four tackles for loss, two sacks, two forced

fumbles, three quarterback hurries, one interception and a pass breakup.

- Attended East Mississippi Community College during his first two collegiate seasons (2010-2011) and collected 141 total tackles, 16.5 sacks and 24 tackles for loss.
- As a sophomore (2011), helped lead Lions to 12-0 record, state championship and NJCAA national title. Named 2011 NJCAA Football All-America first team after posting 81 tackles with 13 tackles for loss, 11 sacks and 41 quarterback hurries. Also credited with four pass breakups and a pair of forced fumbles.

PERSONAL:

- Attended Albemarle (N.C.) High School, where he was a standout two-way player at defensive end and tight end.
- As a senior, led Albemarle to a 12-2 record and totaled 142 tackles, nine sacks, five forced fumbles and four fumble recoveries.
- Named the All-SNAP Defensive Player of the Year, as well as the Rocky River Conference Defensive Player of the Year. Played in the NCAA East-West All-Star game.
- Born Denico Autry on July 15, 1990 in Albemarle, N.C.

DENICO AUTRY'S GAME-BY-GAME CONT.

Dec 19	@ Pit	L	p	2	1	1	1.0	1.0	1	1	0	0	0	0	0	0	0	0	0
Dec 23	SF	W	p	3	2	1	1.0	7.0	3	1	0	0	0	0	0	0	0	0	0
Jan 2	Mia	W	p	3	3	0	1.0	6.0	1	1	0	0	0	0	0	0	0	0	0
Jan 9	@ Hou	W	p	3	3	0	0.0	0.0	2	0	0	0	0	1	0	0	0	0	0
Totals	12-5	17/11		32	25	7	9.0	60.5	44	10	0	0	0	6	0	0	0	0	0

Playoffs

Jan 22	Cin	L	S	3	1	2	1.5	7.5	5	1	0	0	0	1	0	0	0	0	0
Totals	0-1	1/1		3	1	2	1.5	7.5	5	1	0	0	0	1	0	0	0	0	0

2022 Tennessee Titans

Date	Opp	W/L	P/S	Tot	Solo	Asst	Sk	- Yds	QBP	TFL	Int-	Yds	-TD	PD	FF	FR	- Yds	SpT	
Sept 11	NYG	L	p	4	2	2	0.0	0.0	2	0	0	0	0	0	0	0	0	0	0
Sept 19	@ Buf	L	p	2	1	1	1.0	4.0	3	1	0	0	0	1	0	0	0	0	0
Sept 25	LV	W	p	0	0	0	0.0	0.0	3	0	0	0	0	0	0	0	0	0	0
Oct 2	@ Ind	W	S	2	2	0	2.0	25.0	5	1	0	0	0	0	1	0	0	0	0
Oct 9	@ Was	W	S	4	1	3	1.0	9.0	4	1	0	0	0	0	0	0	0	0	0
Oct 23	Ind	W	S	3	2	1	1.0	4.0	2	1	0	0	0	1	0	0	0	0	0
Oct 30	@ Hou	W	p	0	0	0	0.0	0.0	4	0	0	0	0	0	0	0	0	0	0
Nov 6	@ KC	L	S	3	3	0	2.0	11.0	4	2	0	0	0	0	0	0	0	0	0
Nov 13	Den	W	S	2	1	1	0.0	0.0	7	0	0	0	0	0	0	0	0	0	0
Nov 17	@ GB	W	S	0	0	0	0.0	0.0	1	0	0	0	0	0	0	0	0	0	0
Nov 27	Cin	L	IA																
Dec 4	@ Phi	L	IA																
Dec 11	Jax	L	IA																
Dec 18	@ LAC	L	IA																
Dec 24	Hou	L	S	7	5	2	1.0	3.0	7	2	0	0	0	2	1	0	0	0	0
Dec 29	Dal	L	IA																
Jan 7	@ Jax	L	S	0	0	0	0.0	0.0	3	0	0	0	0	0	0	0	0	0	0
Totals	7-10	12/8		27	17	10	8.0	56.0	45	8	0	0	0	4	2	0	0	0	0

2023 Tennessee Titans

Date	Opp	W/L	P/S	Tot	Solo	Asst	Sk	- Yds	QBP	TFL	Int-	Yds	-TD	PD	FF	FR	- Yds	SpT	
Sept 10	@ NO	L	S	5	4	1	1.5	10.5	6	1	0	0	0	0	0	0	0	0	0
Sept 17	LAC																		
Sept 24	@ Cle																		
Oct 1	Cin																		
Oct 8	@ Ind																		
Oct 15	Bal																		
Oct 29	Atl																		
Nov 2	@ Pit																		
Nov 12	@ TB																		
Nov 19	@ Jax																		
Nov 26	Car																		
Dec 3	Ind																		
Dec 11	@ Mia																		
Dec 17	Hou																		
Dec 24	Sea																		
Dec 31	@ Hou																		
Jan 6/7	Jax																		
Totals				0-1	1/1		5	4	1	1.5	10.5	6	1	0	0	0	0	0	0

DENICO AUTRY'S NFL STATISTICS

REGULAR SEASON				TACKLES							INTERCEPTIONS					FUMBLES			
Year	Team	GP	GS	Tot	Solo	Asst	Sk	Yds	QBP	TFL	No	Yds	Lg	TD	PD	FF	FR	Yds	SpT
2014	Oakland	10	0	13	8	5	0.0	0.0	1	3	0	0	0	0	0	0	0	0	2
2015	Oakland	14	8	29	19	10	3.0	17.0	7	6	0	0	0	0	4	0	0	0	0
2016	Oakland	16	7	37	22	15	2.5	9.0	4	6	0	0	0	0	3	0	2	0	0
2017	Oakland	16	3	35	25	10	5.0	43.5	9	9	0	0	0	0	7	0	0	0	0
2018	Indianapolis	12	11	37	28	9	9.0	58.0	11	13	0	0	0	0	1	2	1	0	0
2019	Indianapolis	14	14	32	20	12	3.5	28.5	11	4	0	0	0	0	4	1	0	0	0
2020	Indianapolis	14	13	33	20	13	7.5	43.5	10	9	0	0	0	0	0	0	0	0	0
2021	Tennessee	17	11	32	25	7	9.0	60.5	44	10	0	0	0	0	6	0	0	0	0
2022	Tennessee	12	8	27	17	10	8.0	56.0	45	8	0	0	0	0	4	2	0	0	0
2023	Tennessee	1	1	5	4	1	1.5	10.5	6	1	0	0	0	0	0	0	0	0	0
NFL Totals		126	76	280	188	92	49.0	326.5	148	69	0	0	0	0	29	5	3	0	2

PLAYOFFS				TACKLES							INTERCEPTIONS					FUMBLES			
Year	Team	GP	GS	Tot	Solo	Asst	Sk	Yds	QBP	TFL	No	Yds	Lg	TD	PD	FF	FR	Yds	SpT
2016	Oakland	1	0	3	2	1	0.0	0.0	0	2	0	0	0	0	1	0	0	0	0
2018	Indianapolis	2	2	4	2	2	1.0	5.0	3	2	0	0	0	0	0	0	0	0	0
2020	Indianapolis	1	1	4	2	2	1.5	20.5	2	1	0	0	0	0	0	1	0	0	0
2021	Tennessee	1	1	3	1	2	1.5	7.5	5	1	0	0	0	0	1	0	0	0	0
NFL Totals		5	4	14	7	7	4.0	33.0	10	6	0	0	0	0	2	1	0	0	0

Single-Game Highs

Tackles - 9 vs. Houston (9/30/18)
 Sacks - 3 at Jacksonville (12/2/18)
 Quarterback Pressures - 7 (Three times, last vs. Houston 12/24/22)
 Forced Fumbles - 2 at Jacksonville (12/2/18)
 Fumble Recovery - 1 (Three times, last vs. Miami, 11/25/18)
 Pass Defensed - 2 (Four times, last vs. Houston, 12/24/22)
 Tackles for Loss - 4 vs. Houston (9/30/18)

Playoff Single-Game Highs

Tackles - 4 (Two times, last at Buffalo, 1/9/21)
 Sacks - 1.5 (Twice, last vs. Cincinnati 1/22/22)
 Quarterback Pressures - 5 vs. Cincinnati (1/22/22)
 Forced Fumbles - 1 at Buffalo (1/9/21)
 Passes Defensed - 1 (Twice, last vs. Cincinnati 1/22/22)
 Tackles for Loss - 2 (Twice, last at Kansas City, 1/12/19)

Additional Career Statistics

Safety - 1 vs. San Diego (12/24/15)
 Blocked PAT - 2 (2015), 1 (2016), 1 (2017), 1 (2018), 1 (2022)
 Blocked Field Goal - 1 (2015), 1 (2018), 1 (2021)
 Blocked Punt - 1 (2014)



23 TRE AVERY

CORNERBACK • 5'11" • 181 LBS • COLLEGE: RUTGERS
ACQUIRED: FREE AGENT - 2022 • NFL EXPERIENCE (NFL/TITANS): 2/2
HOMETOWN: BALTIMORE, MD.
GAMES PLAYED/GAMES STARTED: 14/3 (PLAYOFFS: 0/0)



PRO: The Titans signed Tre Avery as an undrafted free agent following the 2022 NFL Draft to add speed and depth to the cornerback room. He won a job in his first training camp and went on to appear in 14 games with three starts as a rookie. Prior to arriving in the NFL, the 5-foot-11-inch, 181-pounder appeared in 35 games with 22 starts over four seasons at Rutgers (2018-21) and totaled 92 career tackles, 4.5 tackles for loss, one sack, four interceptions, 17 passes defended and one forced fumble. The Baltimore, Md., native also registered eight kick returns for 169 yards over his career.

CAREER HIGHLIGHTS:

- In 2022, Avery led the team with nine passes defended as an undrafted rookie. His total ranked sixth in the NFL among all rookies. He was the first Titans rookie to lead the team in passes defended since Adoree' Jackson in 2017.

TITANS TIDBITS:

- On Aug. 30, 2022, Avery welcomed a new son, Riley, into the world. The following day, he received a call from Titans head coach Mike Vrabel and then-general manager Jon Robinson that he had made the Titans roster as an undrafted rookie.
- Avery initially committed to play football at Ohio State as part of the 2016 signing class, after being recruited by then-defensive coordinator Chris Ash, who departed a few months later to become the head coach at Rutgers. Despite leaving Ohio State prior to his freshman season and instead enrolling at Toledo, Avery maintained a relationship with Ash. Eventually, he joined Ash at Rutgers and went on to play in 35 career games for the Scarlet Knights.

CAREER TRANSACTIONS:

- The Baltimore, Md., native was signed by the Titans as a rookie free agent on May 13, 2022.

SEASON RECAPS:

2023 (0/0):

- At New Orleans (9/10), was inactive.

2022 (14/3): Played in 14 games with three starts during his rookie campaign and led the team with nine passes defended. Registered 23 tackles, including a stop for loss. Posted six special teams tackles and a fumble recovery on coverage units. Was inactive for two contests and did not play in another game. Led or tied for the team lead in passes defended three times in 2022 (at GB, at PHI, vs. DAL). Led the team in special teams tackles twice in 2022 (vs. NYG, vs. DEN).

- Against N.Y. Giants (9/11), made his NFL debut as a reserve on special teams and led the team with three special teams tackles.
- At Buffalo (9/19), made his first career start at cornerback and collected three tackles. Pounced on a fumble after a muffed punt by Amani Hooker early in the fourth quarter.
- Against Denver (11/13), played as a reserve at cornerback. Led the team with two special teams tackles on coverage units.
- At Green Bay (11/17), saw action as a reserve at cornerback and registered a tackle for loss and a team-best two passes defended. Broke up a pass intended for Allen Lazard along the sideline in the fourth quarter. Stuffed Aaron Jones for a one-yard loss on a short pass in the final quarter. Defended a pass intended for Sammy Watkins in the fourth stanza.
- Against Cincinnati (11/27), played as a reserve at cornerback and collected two tackles with a team-best two passes defended. Halted a

Bengals' drive by breaking up a third-and-13 pass intended for Trenton Irwin in the opening quarter. Defended a pass intended for Irwin in the second stanza.

- At Philadelphia (12/4), saw significant action as a reserve at cornerback and tied for the team lead with seven tackles to go along with a team-best two passes defended. Ended an Eagles' drive by breaking up a deep pass intended for DeVonta Smith in the third quarter. Broke up a third-and-10 pass intended for Zach Pascal in the final stanza.
- Against Houston (12/24), started at cornerback and notched two tackles and a pass defended. Deflected a Davis Mills pass that was then intercepted by Jack Gibbens in the third quarter.
- Against Dallas (12/29), started at cornerback and tied a career-high with seven tackles and two passes defended. Broke up a pass intended for Michael Gallup late in the second quarter. Ended a Cowboys' drive by defending a third-and-10 pass intended for Michael Gallup in the fourth quarter.

COLLEGE:

- Appeared in 35 games with 22 starts over four seasons at Rutgers (2018-21). Totalled 92 career tackles, 4.5 tackles for loss, one sack, four interceptions, 17 passes defended and one forced fumble. Added eight kick returns for 169 yards. Transferred to Rutgers in 2017 from Toledo where he did not appear in a game. Transferred to Toledo from Ohio State in 2016 prior to the season.
- As a senior (2021), saw action in 12 games with nine starts and tallied a career-high-tying 37 tackles. Added 1.5 tackles for loss, one interception and six passes defended.
- As a junior (2020), started all nine games and recorded career-bests with 37 tackles, two tackles for loss and a team-high-tying eight passes defended. Also tallied one interception. Named third-team All-Big Ten by the league's coaches and media.
- As a sophomore (2019), played in all 12 games and made four starts. Posted 17 tackles, one tackle for loss, one sack, a career-best two interceptions, three passes defended and one forced fumble. Added eight kick returns for 169 yards (21.1-yard avg.) including a long return of 28 yards.
- As a redshirt freshman (2018), appeared in two games and notched one tackle in his first season at Rutgers.
- Transferred to Rutgers in 2017 from Toledo where he did not appear in a game.
- Transferred to Toledo from Ohio State in 2016 prior to the season.
- Graduated from Rutgers in May 2021 with a degree in labor studies and employment relations.

PERSONAL:

- Attended Franklin (Md.) High School where he was named first team all-state and all-metro as a senior after collecting 91 tackles, seven passes defended and four interceptions.
- Transferred to Franklin from St. Frances Academy (Md.) where he earned honorable mention all-state and all-conference accolades as a junior.
- Son of Talita Avery.
- Follow Avery on Instagram at @t.avery21 and on Twitter at @t21avery.
- Born Feb. 26, 1997 in Baltimore, Md.

TRE AVERY'S GAME-BY-GAME

2022 Tennessee Titans

Date	Opp	W/L	P/S	Tot	Solo	Asst	Sk	- Yds	QBP	TFL	Int	- Yds	-TD	PD	FF	FR	- Yds	SpT	
Sept 11	NYG	L	p	0	0	0	0.0	0.0	0	0	0	0	0	0	0	0	0	0	3
Sept 19	@ Buf	L	S	3	3	0	0.0	0.0	0	0	0	0	0	0	0	0	0	0	0
Sept 25	LV	W	p	0	0	0	0.0	0.0	0	0	0	0	0	0	0	0	0	0	0
Oct 2	@ Ind	W	p	0	0	0	0.0	0.0	0	0	0	0	0	0	0	0	0	0	0
Oct 9	@ Was	W	DNP																
Oct 23	Ind	W	p	0	0	0	0.0	0.0	0	0	0	0	0	0	0	0	0	0	0
Oct 30	@ Hou	W	p	0	0	0	0.0	0.0	0	0	0	0	0	0	0	0	0	0	0
Nov 6	@ KC	L	p	0	0	0	0.0	0.0	0	0	0	0	0	0	0	0	0	0	1
Nov 13	Den	W	p	0	0	0	0.0	0.0	0	0	0	0	0	0	0	0	0	0	2
Nov 17	@ GB	W	p	1	1	0	0.0	0.0	0	1	0	0	0	2	0	0	0	0	0
Nov 27	Cin	L	p	2	1	1	0.0	0.0	0	0	0	0	0	2	0	0	0	0	0
Dec 4	@ Phi	L	p	7	6	1	0.0	0.0	0	0	0	0	0	2	0	0	0	0	0
Dec 11	Jax	L	IA																
Dec 18	@ LAC	L	IA																
Dec 24	Hou	L	S	2	2	0	0.0	0.0	0	0	0	0	0	1	0	0	0	0	0
Dec 29	Dal	L	S	7	6	1	0.0	0.0	0	0	0	0	0	2	0	0	0	0	0
Jan 7	@ Jax	L	p	1	1	0	0.0	0.0	0	0	0	0	0	0	0	0	0	0	0
Totals			7-10 14/3	23	20	3	0.0	0.0	0	1	0	0	0	9	0	0	0	0	6

2023 Tennessee Titans

Date	Opp	W/L	P/S	Tot	Solo	Asst	Sk	- Yds	QBP	TFL	Int	- Yds	-TD	PD	FF	FR	- Yds	SpT		
Sept 10	@ NO	L	IA																	
Sept 17	LAC																			
Sept 24	@ Cle																			
Oct 1	Cin																			
Oct 8	@ Ind																			
Oct 15	Bal																			
Oct 29	Atl																			
Nov 2	@ Pit																			
Nov 12	@ TB																			
Nov 19	@ Jax																			
Nov 26	Car																			
Dec 3	Ind																			
Dec 11	@ Mia																			
Dec 17	Hou																			
Dec 24	Sea																			
Dec 31	@ Hou																			
Jan 6/7	Jax																			
Totals			0-1 0/0	0	0	0	0.0	0.0	0	0	0	0	0	0	0	0	0	0	0	0

TRE AVERY'S NFL STATISTICS

REGULAR SEASON

Year	Team	REGULAR SEASON		TACKLES							INTERCEPTIONS					FUMBLES			
		GP	GS	Tot	Solo	Asst	Sk	Yds	QBP	TFL	No	Yds	Lg	TD	PD	FF	FR	Yds	SpT
2022	Tennessee	14	3	23	20	3	0.0	0.0	0	1	0	0	0	0	9	0	0	0	6
2023	Tennessee	0	0	0	0	0	0.0	0.0	0	0	0	0	0	0	0	0	0	0	0
NFL Totals		14	3	23	20	3	0.0	0.0	0	1	0	0	0	0	9	0	0	0	6

Single-Game Highs

- Tackles - 7 (Twice, last vs. Dallas 12/29/22)
- Tackle For Loss - 1 at Green Bay (11/17/22)
- Passes Defensed - 2 (Four times, last vs. Dallas 12/29/22)
- Special Teams Tackles - 3 vs. N.Y. Giants (9/11/22)

Additional Career Statistics

- Special Teams Fumble Recovery - 1 at Buffalo (9/19/22)



55 AARON BREWER

GUARD/CENTER • 6'1" • 295 LBS • COLLEGE: TEXAS STATE
ACQUIRED: FREE AGENT - 2020 • NFL EXPERIENCE (NFL/TITANS): 4/4
HOMETOWN: DALLAS, TEXAS
GAMES PLAYED/GAMES STARTED: 42/24 (PLAYOFFS: 1/0)



Captain: 2023

PRO: The Titans signed Aaron Brewer as a rookie free agent following the 2020 NFL Draft. The 6-foot-1-inch, 295-pounder earned a roster spot as a rookie, providing depth at guard and center, and appeared in 41 games with 23 total starts at left guard, right guard and center in his first three seasons. The Dallas, Texas, native appeared in 48 games with 47 consecutive starts over four seasons (2016-19) at Texas State, where he registered starts at all five offensive line positions.

CAREER HIGHLIGHTS:

- In 2022, Brewer started every game for the first time in his career—15 starts at left guard and two starts at center.
- In 2021, Brewer started a then-career-best five games, including logging his first three career starts at right guard.

TITANS TIDBITS:

- As an extremely versatile athlete, Brewer has even taught himself to do backflips.
- In college, he registered at least one start at all five positions along the offensive line.

CAREER TRANSACTIONS:

- The Dallas, Texas, native was signed by the Titans as a rookie free agent on May 7, 2020.

SEASON RECAPS:

- 2023 (1/1):** Selected as a captain by his teammates.
- At New Orleans (9/10), started at center.

- 2022 (17/17):** Started all 17 games for the first time in his career. Logged 15 starts at left guard and two starts at center. Helped open holes for Derrick Henry to finish second in the NFL with 1,538 rushing yards.
- Against N.Y. Giants (9/11), started at left guard and was a part of an offensive line that allowed just one sack for zero yards on 33 pass attempts.
 - Against Las Vegas (9/25), started at left guard and was a member of an offensive front that allowed just one sack on 27 pass attempts.
 - At Indianapolis (10/2), started at left guard and helped open holes for Derrick Henry to amass 114 rushing yards on 22 carries with a touchdown.
 - At Washington (10/9), started at left guard and helped create running lanes for Derrick Henry to post 102 yards on the ground with two rushing scores.
 - Against Indianapolis (10/23), started at left guard and blocked for Derrick Henry to collect 128 yards on the ground.
 - At Houston (10/30), started at left guard and helped open holes for Titans' ball carriers to gain 314 rushing yards, the second-highest total in franchise history, including a 219-yard, two-touchdown performance by Derrick Henry.
 - At Kansas City (11/6), started at left guard and blocked for Derrick Henry to amass 115 rushing yards on 17 carries with two rushing touchdowns.
 - At Green Bay (11/17), made his first career start at center and blocked for an offense that amassed 408 total yards with four touchdowns.
 - Against Jacksonville (12/11), started at left guard and helped Derrick Henry rush for 121 yards on 17 carries with a touchdown.
 - At L.A. Chargers (12/18), started at left guard and opened holes for Derrick Henry to amass 104 rushing yards on 21 carries with a touchdown.
 - Against Houston (12/24), started at left guard and blocked for Derrick Henry to rush for 126 yards on 23 carries with a touchdown.
 - At Jacksonville (1/7), started at left guard and helped open holes for Derrick Henry to amass 109 rushing yards.

2021 (12/5, 1/0): Appeared in 12 games with five starts at guard. Placed on injured reserve on Oct. 8 and missed four games before being activated from injured reserve designated to return on Nov. 6. Dressed but did not play in one contest. Saw action as a reserve in the postseason contest.

- At Seattle (9/19), entered the game at left guard after Rodger Saffold III left the game in the third quarter with an injury. Helped open holes for Derrick Henry to rush for 182 yards.
- At N.Y. Jets (10/3), played as a reserve at both center and left guard after starters left the contest with injuries.
- At L.A. Rams (11/7), returned to the lineup as a starter at right guard.
- Against New Orleans (11/14), played as a reserve as an extra tight end.
- At New England (11/28), started at right guard and opened holes for Titans ball carriers to amass 270 yards on the ground, including two 100-yard rushers.
- Against Jacksonville (12/12), saw action as a reserve at left guard after Rodger Saffold III left the game with an injury.
- At Pittsburgh (12/19), started at left guard and helped block for Titans' ball carriers to amass 201 rushing yards.
- Against San Francisco (12/23), started at left guard. Helped the Titans convert a season-high nine third downs on 16 attempts in the game, while scoring on four of its five possessions in the second half.
- Against Miami (1/2), saw significant action as a reserve at tight end after MyCole Pruitt left the game in the second quarter with an injury.
- At Houston (1/9), played as a reserve as an extra tight end.
- Against Cincinnati (1/22), made his postseason debut and saw limited action as a reserve as an extra tight end and on special teams.

2020 (12/1, 0/0): Played in 12 games with one start at left guard during his rookie campaign. Was inactive for one contest and dressed but did not play in three games. Missed the postseason contest while on the reserve/COVID-19 list. Made his NFL debut at Denver (9/14/20). Started his first career NFL contest at Baltimore (11/22/20).

- At Denver (9/14), saw action as a reserve in his first NFL contest.
- Against Buffalo (10/13), saw limited action as a reserve tight end in the jumbo package.
- Against Indianapolis (11/12), played as a reserve at center late in the game and as an extra tight end.
- At Baltimore (11/22), made his first career NFL start at left guard and helped open holes for Titans' ball carriers to gain 173 yards on the ground.
- At Jacksonville (12/13), played as a reserve at left guard in the second half.
- At Green Bay (12/27), saw limited action at left guard late in the fourth quarter.
- At Houston (1/3), entered the game as a reserve at left guard in the third quarter after Rodger Saffold III left with an injury. Blocked for Derrick Henry to gain a franchise-record 250 rushing yards in the Titans' division-clinching victory and in the process become the eighth player in NFL history to eclipse 2,000 rushing yards in a season.
- Against Baltimore (1/10), missed the game while on reserve/COVID-19.

COLLEGE:

- In four seasons at Texas State (2016-19), appeared in 48 games with 47 consecutive starts along the offensive line. Brewer recorded starts at center, left guard, right guard, left tackle and right tackle.
- As a senior (2019), started all 12 games at right tackle. Earned All-Sun Belt second team recognition.
- As a junior (2018), started 12 games with six starts at center and six starts at left tackle. Named to the All-Sun Belt first team Offense by Pro

Football Focus and earned honorable mention All-Sun Belt recognition by the league's coaches and media.

- As a sophomore (2017), started all 12 games on the offensive line. Made five starts at center, five starts at right guard and two starts at left tackle. Earned All-Sun Belt second team honors by Phil Steele and All-Sun Belt third team recognition by the league's coaches and media.

- At Arkansas State (11/18), caught one pass for seven yards.

- As a freshman (2016), played in 12 games and made 11 starts on the offensive line. Started seven games at left guard and four games at center. Earned All-Sun Belt third team honors by Phil Steele and All-Sun Belt honorable mention recognition by the league's coaches and media.

- Majored in general studies at Texas State.

PERSONAL:

- Attended Skyline (Texas) High School where he earned All-District 9-6A First-Team honors at guard.

- Rated a two-star recruit by Rivals.

- Also competed in basketball, wrestling and track and field.

- Son of Thedra and Keith Brewer.

- Follow Brewer on Twitter and Instagram @bigtime_ab.

- Born Aaron Jamal Brewer on Oct. 28, 1997 in Dallas, Texas.

AARON BREWER'S NFL STATISTICS

REGULAR SEASON

Year	Team	GP	GS
2020	Tennessee	12	1
2021	Tennessee	12	5
2022	Tennessee	17	17
2023	Tennessee	1	1
NFL Totals		42	24

PLAYOFFS

Year	Team	GP	GS
2020	Tennessee	0	0
2021	Tennessee	1	0
NFL Totals		1	0

Starts Breakdown:

2020 - LG 1; 2021 - RG 3, LG 2; 2022 - LG 15, C 2; 2023 - C 1

Additional Career Statistics

Tackles - 1 (2022)

Fumble Recoveries - 1 (2021)



44 MIKE BROWN

SAFETY • 6'2" • 222 LBS • COLLEGE: MIAMI (OHIO)
ACQUIRED: FREE AGENT - 2022 • NFL EXPERIENCE (NFL/TITANS): 1/1
HOMETOWN: GRAND RAPIDS, MICH.
GAMES PLAYED/GAMES STARTED: 4/0 (PLAYOFFS: 0/0)



PRO: The Titans signed Mike Brown from the Cleveland Browns' practice squad late in the 2022 season to add depth on special teams coverage units and in the secondary. As a rookie, the 6-foot-2-inch, 222-pounder played in three games as a reserve with the Browns. The Grand Rapids, Mich., native was originally signed as an undrafted free agent by the Minnesota Vikings following the 2022 NFL Draft and also spent time with the Green Bay Packers during his rookie campaign.

TITANS TIDBITS:

- His best friend and teammate at Grand Rapids Central Catholic (Mich.) High School, offensive lineman Jalen Mayfield, was selected by the Atlanta Falcons in the third round of the 2021 NFL Draft.
- He chose No. 3 for his college jersey to represent him, his brother and his mother.

CAREER TRANSACTIONS:

- The Grand Rapids, Mich., native was originally signed by the Minnesota Vikings as a rookie free agent on May 1, 2022.
- Released by the Vikings on Aug. 30, 2022.
- Signed by the Green Bay Packers to their practice squad on Sept. 14, 2022.
- Released by the Packers from their practice squad on Sept. 22, 2022.
- Signed by the Minnesota Vikings to their practice squad on Oct. 5, 2022.
- Released by the Vikings from their practice squad on Oct. 18, 2022.
- Signed by the Cleveland Browns to their practice squad on Oct. 25, 2022.
- Activated from the practice squad to the Browns active roster standard elevation on Nov. 19, 2022.
- Activated from the practice squad to the Browns active roster standard elevation on Dec. 3, 2022.
- Activated from the practice squad to the Browns active roster standard elevation on Dec. 10, 2022.
- Signed by the Titans to the team's active roster off of the Browns' practice squad on Jan. 2, 2023.

SEASON RECAPS:

2023 (1/0 - Tennessee):

- At New Orleans (9/10), made his Titans debut as a reserve on special teams and saw limited snaps at safety.

2022 (3/0 - Cleveland; 0/0 - Tennessee): Signed by the Titans from the Cleveland Browns' practice squad prior to the regular season finale. Was inactive in his only contest as a member of the Titans. Saw action as a reserve in three games with the Browns and collected a special teams

tackle. Spent one week on the Green Bay Packers' practice squad, two weeks on the Minnesota Vikings' practice squad and six weeks on the Browns' practice squad throughout the season.

- At Jacksonville (1/7), was inactive.

COLLEGE:

- Appeared in 54 games at Miami (Ohio) and registered 197 total tackles, 10 passes defended, four interceptions, 3.5 sacks, a forced fumble and two fumble recoveries.
- As a redshirt senior (2021), started 13 games and recorded 66 tackles, 2.5 sacks, a forced fumble, a fumble recovery and a pass defended.
- As a senior (2020), started three games in a COVID-19 pandemic-shortened season and registered 13 tackles with a sack.
- As a junior (2019), started all 14 games and posted three interceptions with two of them returned for touchdowns. Tied for the most interception return touchdowns in the nation. Notched 56 total tackles, with a season-high seven in both the Iowa and Northern Illinois games. Named one of team's Defensive Skill Players of the Year and was also selected Academic All-MAC.
- As a sophomore (2018), played in all 12 games with nine starts and collected 58 tackles, three tackles for loss and one interception.
- As a freshman (2017), appeared in all 12 games and totaled four tackles on the season.
- Majored in sport leadership and management at Miami (Ohio).

PERSONAL:

- Attended Grand Rapids Catholic Central (Mich.) High School.
- As a senior (2016), was a team captain and earned first-team all-state while leading his team to a state championship. Was named to the West Michigan Dream Team.
- Follow Brown on Instagram at @_mymike and on Twitter at @mymike_.
- Born Michael Curtis Brown II on April 7, 1999 in Grand Rapids, Mich.

MIKE BROWN'S TITANS GAME-BY-GAME

2023 Tennessee Titans

Date	Opp	W/L	P/S	Tot	Solo	Asst	Sk	- Yds	QBP	TFL	Int	- Yds	-TD	PD	FF	FR	- Yds	SpT	
Sept 10	@ NO	L	p	0	0	0	0.0	0.0	0	0	0	0	0	0	0	0	0	0	0
Sept 17	LAC																		
Sept 24	@ Cle																		
Oct 1	Cin																		
Oct 8	@ Ind																		
Oct 15	Bal																		
Oct 29	Atl																		
Nov 2	@ Pit																		
Nov 12	@ TB																		
Nov 19	@ Jax																		
Nov 26	Car																		


Dec 3	Ind																			
Dec 11	@ Mia																			
Dec 17	Hou																			
Dec 24	Sea																			
Dec 31	@ Hou																			
Jan 6/7	Jax																			
Totals				0-1	1/0	0	0	0	0	0	0	0.0	0.0	0	0	0	0	0	0	0

MIKE BROWN'S NFL STATISTICS

REGULAR SEASON		TACKLES										INTERCEPTIONS					FUMBLES			
Year	Team	GP	GS	Tot	Solo	Asst	Sk	Yds	QBP	TFL	No	Yds	Lg	TD	PD	FF	FR	Yds	SpT	
2022	CLE/TEN	3	0	0	0	0	0.0	0.0	0	0	0	0	0	0	0	0	0	0	0	1
2023	Tennessee	1	0	0	0	0	0.0	0.0	0	0	0	0	0	0	0	0	0	0	0	0
NFL Totals		4	0	0	0	0	0.0	0.0	0	0	0	0	0	0	0	0	0	0	0	1

Single-Game Highs

Special Teams Tackles - 1 at Houston (12/4/22)



60 DANIEL BRUNSKILL

**OFFENSIVE LINE • 6'5" • 300 LBS • COLLEGE: SAN DIEGO STATE
ACQUIRED: UNRESTRICTED FREE AGENT (SF) - 2023
NFL EXPERIENCE (NFL/TITANS): 5/1 • HOMETOWN: VALLEY CENTER, CALIF.
GAMES PLAYED/GAMES STARTED: 62/43 (PLAYOFFS: 9/3)**



PRO: The Titans signed Daniel Brunskill early in the 2023 free agency period to bring toughness, versatility and experience to the offensive front. The 6-foot-5-inch, 300-pounder entered the NFL as an undrafted free agent with the Atlanta Falcons in 2017. After two seasons on Atlanta's practice squad and a stint in the Alliance of American Football, he found a home with the San Francisco 49ers where he appeared in 61 games with 42 starts from 2019-2022. The San Diego State product and former collegiate tight end has shown versatility during his career having started games at all five positions on the offensive front in his first four NFL campaigns.

TITANS TIDBITS:

- Brunskill went to San Diego State as a walk-on offensive lineman in 2012. He made the switch to tight end for his first three collegiate seasons and earned a scholarship after the spring semester of 2015. After being named honorable-mention All-Mountain West as a tight end during his junior campaign, Brunskill switched back to offensive line for his final season after depth issues cropped up on the Aztecs' offensive front. He started all 14 games at right tackle as a senior and was named second-team All-Mountain West.
- In February of 2020, Brunskill joined current and former NFL players in Budapest, Hungary, where the group conducted two days of free football camps for men, women and children, while additionally hosting community activities. The camps were organized by American Football Without Barriers, a nonprofit foundation that was co-created by former NFL tight end Gary Barnidge. Its mission is to teach American football to those all around the globe.
- As a member of the Alliance of American Football's (AAF) San Diego Fleet in 2019, Brunskill was coached by former NFL head coach Mike Martz.

CAREER TRANSACTIONS:

- The Valley Center, Calif., native was originally signed by the Atlanta Falcons as a rookie free agent on May 1, 2017.
- Waived by the Falcons on Sept. 2, 2017 and signed to the team's practice squad a day later.
- Signed by the Falcons to a future's contract on Jan. 15, 2018.
- Waived by the Falcons on Sept. 1, 2018 and signed to the team's practice squad a day later.
- Released by the Falcons from their practice squad on Jan. 2, 2019.
- Signed by the San Francisco 49ers as a free agent on April 12, 2019.
- Signed by the Titans as an unrestricted free agent on March 20, 2023.

SEASON RECAPS:

2023 (1/1 - Tennessee):

- At New Orleans (9/10), started at right guard in his Titans debut.

2022 (14/2, 3/0 - San Francisco): Saw action in 14 games with two starts. Started games at right and left guard. Was inactive for the first three games of the season. Appeared as a reserve in all three postseason games.

- Against Miami (12/4), started at right guard and helped open holes for 49ers' rushers to gain 121 rushing yards.
- Against Arizona (1/8), started at left guard in the regular season finale and blocked for a rushing attack that accumulated 169 yards and two scores on the ground.

2021 (17/17, 3/3 - San Francisco): Started all 17 regular season games and all 3 postseason games at right guard.

- Against Atlanta (12/19), started at right guard and was a part of an

offensive front that allowed zero sacks and blocked for ball carriers to gain 162 rushing yards.

- At Dallas (1/16), started at right guard and was a member of an offensive line that did not allow a sack and opened holes for 169 rushing yards in an NFL Wild Card matchup, marking the first time since 2003 that the 49ers' offensive line did not allow a sack in a postseason game.

- At L.A. Rams (1/30), part of an offensive unit that did not allow a sack in the NFC Championship Game, marking the second time this postseason and first time a team has allowed zero sacks in two-or-more postseason games in the same postseason since the 2018 New England Patriots.

2020 (16/16 - San Francisco): Started all 16 games for the first time in his career. Made eight starts at right guard and eight starts at center.

- Against L.A. Rams (10/18), blocked for the team to rush for 122 yards and did not allow a sack on 33 pass attempts.
- Against Buffalo (12/7), part of an offensive line that did not allow a sack as Nick Mullens threw for 316 yards.

2019 (14/7, 3/0 - San Francisco): Played in 14 games with seven starts along the offensive line in his first season with the 49ers. Appeared in three postseason games.

- Against Cleveland (10/7), helped the 49ers rush for 275 yards and two touchdowns on 40 carries, the most rushing yards by the team in a single game since 2014.
- Against Carolina (10/27), helped the 49ers rush for 232 yards and five touchdowns on 38 carries. The five rushing touchdowns were the most by the 49ers in a single-game since 1992.
- Against Minnesota (1/11), helped the 49ers offense rush for 186 yards and two touchdowns on 47 carries in the NFC Divisional round. The 47 rushing attempts are the most in a postseason game in franchise history and the 186 rushing yards are the fifth-most in a postseason game in franchise history.

2019 (San Diego Fleet - AAF): Signed with San Diego of the Alliance of American Football and started eight games at tackle for the Fleet.

2018 (0/0 - Atlanta): Spent the entire season on the team's practice squad.

2017 (0/0 - Atlanta): Spent the entire season on the team's practice squad.

COLLEGE:

• Appeared in 54 games with 32 starts at San Diego State. Switched from tight end to offensive line prior to his senior season. Finished his career with 15 receptions for 143 yards and three touchdowns.

• At San Diego State, Brunskill was on the Wuerffel Trophy watch list which goes to the athlete who does the most community service, among other attributes. He was also chosen as a Burlsworth nominee which is given to the best college walk-on.

• As a senior (2016), earned second-team All-Mountain West honors after starting all 14 games at right tackle. Was named the team's offensive lineman of the year and was one of two players to win the team's President's Award (highest standard of athletic and academic excellence).

• As a junior (2015), started all 14 games at tight end and recorded 10 receptions for 112 yds with two receiving scores. Was selected honorable-mention All-Mountain West by the league's media and head coaches.

• As a sophomore (2014), saw action in all 13 games with four starts and posted five catches for 31 yards with a touchdown.

• As a redshirt freshman (2013), played in all 13 games mainly as the blocking tight end.

- Redshirted in 2012.
- Majored in civil engineering at San Diego State.

PERSONAL:

- Attended Valley Center (Calif.) High School where he was a two-year letterwinner.
- As a senior (2011), named a team captain and was selected first-team all-CIF, first-team All-Valley League, first-team All-North County and second-team All-State.
- Also played volleyball, lacrosse and was on the wrestling team.
- Follow Brunskill on Instagram at @dan_skill.94.
- Born Daniel Zachary Brunskill on Jan. 27, 1994 in San Diego, Calif.

DANIEL BRUNSKILL'S NFL STATISTICS

REGULAR SEASON

Year	Team	GP	GS
2019	San Francisco	14	7
2020	San Francisco	16	16
2021	San Francisco	17	17
2022	San Francisco	14	2
2023	Tennessee	1	1
NFL Totals		62	43

PLAYOFFS

Year	Team	GP	GS
2019	San Francisco	3	0
2021	San Francisco	3	3
2022	San Francisco	3	0
NFL Totals		9	3

Starts Breakdown:

2019 - RT 4, LT 1, RG 2; 2020 - RG 8, C 8; 2021 - RG 17 (Playoffs - RG 3); 2022 - RG 1, LG 1; 2023 - RG 1



16 TREYTON BURKS

**WIDE RECEIVER • 6'2" • 225 LBS • COLLEGE: ARKANSAS
ACQUIRED: 1ST ROUND - 2022
NFL EXPERIENCE (NFL/TITANS): 2/2 • HOMETOWN: WARREN, ARK.
GAMES PLAYED/GAMES STARTED: 12/7 (PLAYOFFS: 0/0)**



PRO: The Titans selected Treyton Burks in the first round (18th overall) of the 2022 NFL Draft. As a rookie, he totaled 33 receptions for 444 yards and one touchdown in 11 games. The 6-foot-2-inch, 225-pounder brings a rare combination of size, speed and sure hands. The Arkansas product is a powerful runner with the ball in his hands, and he can be used all over the offensive formation as well as in the return game. In three college seasons (2019-21), he became the sixth all-time leading receiver in Razorbacks history (146 receptions for 2,399 yards) and tied for the fifth-most touchdown catches in school annals (18). He was drafted with the highest pick of any Arkansas player since Darren McFadden was taken fourth overall in 2008, and he was the first Arkansas wide receiver to be selected in the first round since Matt Jones was taken 21st overall by Jacksonville in 2006.

CAREER HIGHLIGHTS:

- In 2022, Burks' 444 receiving yards placed ninth among all NFL rookies. He totaled 33 catches in 11 games.
- As a junior at Arkansas in 2021, Burks was named first-team All-SEC after totaling 66 receptions (seventh in the SEC) for 1,104 yards (fourth) and 11 touchdowns (fourth). His 92.0 receiving yards per game ranked third in the SEC behind only Jameson Williams (104.8) and Wan'Dale Robinson (102.6).
- As a sophomore in 2020, he was named second-team All-SEC after contributing 51 receptions for 820 yards and seven touchdowns. His 91.1 receiving yards per game ranked third in the SEC behind only Elijah Moore (149.1) and DeVonta Smith (142.8).

TITANS TIDBITS:

- Burks is a hunting and fishing enthusiast. He is an experienced wild boar hunter, which involves hunting the animals with only his dogs and a knife.
- He lists "The Sandlot" and "Home Alone" among his favorite movies.
- Some of Burks' work ethic was developed on the farm of his great-grandfather, Joe Burks, as he would do everything from bailing hay to working in the chicken house.
- Burks has two dogs, a pair of American bullies named Zara and Zazu.

CAREER TRANSACTIONS:

- The Warren, Ark., native was selected by the Titans in the first round (18th overall) of the 2022 NFL Draft.

SEASON RECAPS:

2023 (1/1):

- At New Orleans (9/10), started at wide receiver and caught two passes for 18 yards. Rushed once for nine yards.

2022 (11/6): Saw action in 11 games with six starts as a rookie and tied for third on the squad with 33 receptions and 444 receiving yards with a receiving score. Rushed four times for 47 yards. Placed on injured reserve on Oct. 8, 2022 and missed four games before being designated to return on Nov. 12, 2022. Was inactive for two contests. Had one 100-yard receiving performance (at GB). Led the team in receiving yards three times (at BUF, at GB, vs. DAL). Led or tied for the team lead in receptions four times (at BUF, at GB, vs. CIN, at JAX).

- Against N.Y. Giants (9/11), made his NFL debut as a reserve at wide receiver and snared three receptions for 55 yards. Since 1970, his 55 receiving yards ranked sixth among Titans/Oilers rookies and first-year players in a Week 1 game. Snared his first career reception for 20 yards to set up the Titans' first touchdown of the season in the opening stanza.

Set up the Titans' second touchdown with a 27-yard reception in the third quarter.

- At Buffalo (9/19), registered his first career start at wide receiver and tied for the team lead with four receptions for a team-best 47 receiving yards.
- Against Las Vegas (9/25), saw action as a reserve at wide receiver and caught one pass for 13 yards to go along with an eight-yard rush. Posted a 13-yard reception down to the Raiders' one-yard line setting up Derrick Henry's touchdown on the next play early in the second quarter.
- At Indianapolis (10/2), started at wide receiver and collected two receptions for 14 yards to go along with a four-yard rush for a first down before leaving the game early in the fourth quarter with an injury. Extended a Titans' scoring drive with a four-yard rush on third-and-one in the second quarter.
- At Green Bay (11/17), started at wide receiver and collected his first career 100-yard receiving performance, amassing a team-high 111 yards on a team-best seven catches. Kickstarted the Titans' opening touchdown drive with a 43-yard grab on third-and-seven in the first quarter. Sealed the victory with a 51-yard catch along the left sideline allowing the Titans to kneel out the clock in the fourth quarter.
- Against Cincinnati (11/27), played as a reserve at wide receiver and tied for the team lead with four catches for 70 yards. Collected his first career touchdown by recovering a fumble in the end zone. Scored his first touchdown after recovering a Derrick Henry fumble in the end zone during the second quarter. Set up the Titans' second field goal with a leaping 51-yard grab down to the Bengals' 24-yard line in the third quarter.
- At Philadelphia (12/4), started at wide receiver and hauled in his first career touchdown before leaving the contest late in the first quarter with an injury. Snared a 25-yard touchdown strike in the end zone to even the score at 7-7 in the opening stanza.
- Against Houston (12/24), set up the Titans' second touchdown with a 15-yard run on a reverse in the third quarter.
- Against Dallas (12/29), started at wide receiver and led the team with 66 receiving yards on four catches. Rushed once for 20 yards. Set up the Titans' second field goal with a 30-yard tightrope catch-and-run along the right sideline in the second quarter. Extended the Titans' touchdown drive with a 21-yard grab on third-and-six in the third quarter.

COLLEGE:

- One of the most accomplished wide receivers in Arkansas history, Burks appeared in 32 career games with 30 starts in three seasons with the Razorbacks. He totaled 146 receptions for 2,399 yards and 18 touchdowns to go along with 32 rushing attempts for 222 yards and one score. He returned 13 punts for 134 yards (10.3-yard average) and returned 11 kickoff returns for 226 yards (20.5 avg.). At the conclusion of his collegiate career, he ranked sixth in Razorbacks history in career receptions and receiving yards, and his touchdown reception total tied for fifth all-time. He set an Arkansas record with 10 career 100-yard receiving games, including a school-record six 100-yard receiving performances in his final year. He earned All-SEC honors in each of his three seasons: in 2019, second-team All-SEC as a returner and All-Freshman as a receiver; second-team All-SEC in 2020; and first-team All-SEC in 2021.
- As a junior (2021), started 12 games, totaling 66 catches for 1,104 yards and 11 touchdowns to earn first-team All-SEC honors. He became the fourth pass catcher in Arkansas history to post a 1,000-yard receiving season and the first since 2012.
- As a sophomore (2020), played and started in nine games. Earned second-team All-SEC honors and named to the 2020 Fall SEC Academic Honor Roll. Led the team with 51 catches, 820 yards (16.1 avg.) and seven

touchdowns. Also returned one punt for four yards. Finished third in the SEC with an average of 91.1 receiving yards per game and ranked fifth in total receiving yards, despite missing one game. Was one of only two FBS receivers, joining Florida's Kadarius Toney, to log 800-plus receiving yards and 70-plus rushing yards. Accrued six games with at least 90 receiving yards and four games of 100-plus receiving yards. Became the first Arkansas receiver to record four 100-yard receiving games in the same season since Cobi Hamilton in 2012. Totaled four catches of 50-plus yards, which tied for sixth-most in FBS.

- As a freshman (2019), played in 11 games with nine starts. Named second-team All-SEC as a returner and added SEC All-Freshman honors as a receiver. Hauled in 29 passes for a team-high 475 yards. Averaged 16.4 yards per catch and 43.2 yards per game, both ranking second among conference freshmen. As the team's main punt returner, fielded 12 punts for 130 yards, averaging 10.8 yards per return. Also returned 10 kickoffs for 226 yards. Finished second on the team in all-purpose yards with 866, averaging 78.7 per game.

- Majored in communications at Arkansas.

PERSONAL:

- Married Shelby Pearlman in 2023.

- Attended Warren (Ark.) High School, where he closed his high school career with 151 receptions for 3,403 yards and 43 touchdowns for the Lumberjacks. Rated a four-star prospect by Rivals, 247Sports and ESPN, and billed as the top player in the state of Arkansas by 247Sports. Slotted as the No. 11 wide receiver in the nation by ESPN.

- Also lettered in basketball, baseball and track.

- As a high school senior, hauled in eight catches for 244 yards, scoring four times before a season-ending injury. Also passed for three touchdowns. Played on both sides of the ball, tallying 17 tackles with one sack, two forced fumbles and a fumble recovery.

- As a high school junior, totaled 1,090 receiving yards and 12 touchdowns on 45 catches in 2017. Also rushed for 936 yards on 114 carries, scoring 27 touchdowns and helping the team to a 13-2 mark and a berth in the Arkansas 4A state championship game.

- Son of Shafreda Strickland and has one brother and two sisters.

- Follow Burks on Twitter at @TreytonBurks.

- Follow Burks on Instagram at @treylon_burks13.

- Born Treyton Burks on March 23, 2000 in Flint, Mich.

TREYTON BURKS' GAME-BY-GAME

2022 Tennessee Titans					RECEIVING				
Date	Opp.	W/L	P/S	No	Yds	Avg	Lg	TD	
Sept 11	NYG	L	p	3	55	18.3	27	0	
Sept 19	@ Buf	L	S	4	47	11.8	16	0	
Sept 25	LV	W	p	1	13	13.0	13	0	
Oct 2	@ Ind	W	S	2	14	7.0	8	0	
Oct 9	@ Was	W	IR						
Oct 23	Ind	W	IR						
Oct 30	@ Hou	W	IR						
Nov 6	@ KC	L	IR						
Nov 13	Den	W	p	3	24	8.0	15	0	
Nov 17	@ GB	W	S	7	111	15.9	51	0	
Nov 27	Cin	L	p	4	70	17.5	51	0	
Dec 4	@ Phi	L	S	1	25	25.0	25t	1	
Dec 11	Jax	L	IA						
Dec 18	@ LAC	L	IA						
Dec 24	Hou	L	p	0	0	-	0	0	
Dec 29	Dal	L	S	4	66	16.5	30	0	
Jan 7	@ Jax	L	S	4	19	4.8	9	0	
Totals		7-10	11/6	33	444	13.5	51	1	

2023 Tennessee Titans					RECEIVING				
Date	Opp.	W/L	P/S	No	Yds	Avg	Lg	TD	
Sept 10	@ NO	L	S	2	18	9.0	14	0	
Sept 17	LAC								
Sept 24	@ Cle								
Oct 1	Cin								
Oct 8	@ Ind								
Oct 15	Bal								
Oct 29	Atl								
Nov 2	@ Pit								
Nov 12	@ TB								
Nov 19	@ Jax								
Nov 26	Car								
Dec 3	Ind								
Dec 11	@ Mia								
Dec 17	Hou								
Dec 24	Sea								
Dec 31	@ Hou								
Jan 6/7	Jax								
Totals		0-1	1/1	2	18	9.0	14	0	

TREYLON BURKS' NFL STATISTICS

REGULAR SEASON

REGULAR SEASON		RECEIVING							RUSHING					
Year	Team	GP	GS	No	Yds	Avg	Lg	TD	Att	Yds	Avg	Lg	TD	
2022	Tennessee	11	6	33	444	13.5	51	1	4	47	11.8	20	0	
2023	Tennessee	1	1	2	18	9.0	14	0	1	9	9.0	9	0	
NFL Totals		12	7	35	462	13.2	51	1	5	56	11.2	20	0	

Single-Game Highs

Receptions - 7 at Green Bay (11/17/22)
 Receiving Yards - 111 at Green Bay (11/17/22)
 Long Reception - 51 (Twice, last vs. Cincinnati 11/27/22)
 Receiving Touchdowns - 1 at Philadelphia (12/4/22)
 Rushes - **1 (Five times, last at New Orleans 9/10/23)**
 Rushing Yards - 20 vs. Dallas (12/29/22)
 Long Rush - 20 vs. Dallas (12/29/22)


Additional Career Statistics

Fumble Recoveries - 1 (2022)
 Fumble Recoveries for Touchdowns - 1 (2022)



31 KEVIN BYARD

SAFETY • 5'11" • 212 LBS • COLLEGE: MIDDLE TENNESSEE STATE
ACQUIRED: 3RD ROUND - 2016
NFL EXPERIENCE (NFL/TITANS): 8/8 • HOMETOWN: LITHONIA, GA.
GAMES PLAYED/GAMES STARTED: 115/106 (PLAYOFFS: 7/7)



Captain: 2019, 2020, 2021, 2022, 2023



Pro Bowl: 2017, 2021



Community Man of the Year: 2020

PRO: Since the Titans selected Kevin Byard with the first pick of the third round in the 2016 NFL Draft, he has established himself as one of the premier safeties in the NFL and one of the best at his position in franchise history. During his first seven seasons, he did not miss a single game and was a key contributor to six winning campaigns. He finished the 2022 season as a four-time team captain, two-time Pro Bowl selection and a two-time Associated Press first-team All-Pro. His 27 career interceptions through 2022 tied for fourth place on the franchise's all-time list, ranked first for the organization during its "Titans era" (1999–present) and ranked third among all Titans/Oilers safeties. Only former Oilers Jim Norton (45), Cris Dishman (31) and Fred Glick (30) totaled more interceptions than Byard, whose 27 thefts tied Tony Banfield, W.K. Hicks and Darryll Lewis. From 2017 through 2022, Byard's 27 interceptions led all NFL safeties and ranked second among all players. The 5-foot-11-inch, 212-pound defender is a product of Middle Tennessee State University, where he earned a reputation as a sideline-to-sideline, ball-hawking safety who plays with tremendous intelligence and effort.

CAREER HIGHLIGHTS:

- In 2022, Byard led the Titans with four interceptions and 106 tackles. He notched his fifth total season (2017-19, 2021-22) and second consecutive season in which he led the squad in interceptions, and it was his third straight campaign (2020-22) leading the defense in tackles. Prior to 2021, no previous Titans/Oilers player had led the team in both interceptions and tackles in a single season, and Byard accomplished the feat in consecutive years.
- At the conclusion of 2022, Byard's 105 consecutive starts in the regular season trailed only New England's Devin McCourty (115) among NFL defenders.
- In 2021, Byard was announced as a starter to his second career Pro Bowl and earned first-team Associated Press All-Pro honors for the second time in his career. He joined Bruce Matthews (1999–2000) and Albert Haynesworth (2007–2008) as the franchise's only players in its "Titans era" (since 1999) to earn multiple first-team AP All-Pro honors.
- Byard led the Titans in 2021 with five interceptions and 88 tackles, becoming the franchise's first player to lead the team in tackles and interceptions in the same season since the team began tracking individual tackle statistics in 1974. It was his second consecutive season to lead the club in tackles and the fourth time in his career he was the interceptions leader. Additionally, his 13 passes defended made up the highest total among NFL safeties.
- He scored his first two career touchdowns in 2021—one on a fumble return and one on an interception return—to become the first Titans player with two defensive touchdowns in the same season since linebacker Zach Brown in 2012.
- In 2020, Byard was named the team's Walter Payton Man of the Year for his work in the community.
- Byard led the team and set a career-high in 2020 with 111 tackles.
- From 2017 through 2019, Byard led the NFL with 17 interceptions.
- In 2019, Byard led the team in interceptions (five) for the third consecutive season, while starting every contest for the third consecutive season.
- In 2018, Byard led the team with four interceptions and ranked third on the team with 96 tackles and 10 passes defended.
- In 2017, Byard was named to the Pro Bowl and earned first-team Associated Press All-Pro honors after tying Detroit's Darius Slay for the NFL lead with eight interceptions. He added a pair of fumble recoveries to pace the league with 10 total takeaways.
- His eight interceptions in 2017 tied for seventh in franchise history and made up the highest total by any franchise player since Oilers cornerback

Richard Johnson picked off eight passes in 1990.

- In 2016, Byard saw action in all 16 games with seven starts and compiled 63 tackles, a sack, five tackles for loss, three quarterback pressures, four passes defended and 10 special teams tackles. His seven starts were the most by a Titans rookie safety since Michael Griffin (10) in 2007.

TITANS TIDBITS:

- In 2022, Byard was voted by the Nashville chapter of the Pro Football Writers of America as the first recipient of the Eddie George Good Guy Award.
- In May 2022, Martin Luther King Jr. High School in Lithonia, Ga., renamed its updated athletic facilities in Byard's honor. Byard graduated from the school in 2011.
- Along with his wife, Clarke, Byard has made a profound impact in the Nashville community through the Byard Family Legacy Fund. With the mission to "provide ALL families and individuals in our community with hope, making sure everyone who needs it gets a second chance," the organization annually holds a back-to-school program, Thanksgiving dinner, Christmas fundraiser and football camp. It also changes lives through the "Grace Grant," which provides funds to individuals or organizations who need a second chance.
- In 2021, the Byard Family Legacy Fund used its "Grace Grant" to renovate the Davidson County Department of Children's Services' Safe Room. The room is designed to help reduce trauma for children who come into custody for child abuse and/or child neglect.
- In April 2022, Byard served as the honorary chair for the Rally Foundation for Childhood Cancer Research's annual event called "Rally On the Runway," which helped raise more than \$556,000 to fund research and aid families with children fighting cancer.
- In July 2020, Byard was named the official spokesperson for the United Way of Greater Nashville. His first order of business was to participate in the organization's virtual Stuff the Bus school supply drive.
- In August 2020, Byard assisted his wife, Clarke, in the unintentional home birth of their son, Kevin Leon Byard IV. After realizing they were not going to be able to make it to the hospital and their doula needing 30 minutes to get to their home, Byard sprung into action with instructions from the doula. The first: "Let's try and get her in the bathtub." But by this time, his son's head was already visible. The doula told him, "Tell her to start pushing. The baby is coming." Byard recalled: "His face was pointing upward, so I could see his face was real purple. I was nervous about that, so she told me to support his head." In less than 15 minutes, he was holding Kevin IV in his arms. "Once he got his head out, his shoulders and everything just kind of slipped out, and I kind of caught him in my arms. He waited about five seconds, coughed about two or three times, and started crying."
- Byard credits his mother, the late Artina Stanley, for much of his success. Following a divorce when Byard was in ninth grade, his mother moved with the children from Philadelphia to Atlanta. Although it was a financial struggle, Stanley worked long hours to make sure her children received what they needed. Byard claims he and his older brother "had to grow up really fast" as they helped their mother with taking care of the younger kids in the family. In May 2020, Byard was able to accomplish a goal of helping to purchase his mother a new home. She passed away in June 2022.
- Byard's nickname "Mayor of Murfreesboro," popularized by Titans play-by-play announcer and vice president of broadcasting Mike Keith, is due to his success in the region, beginning at Middle Tennessee State University, which is located in the city of Murfreesboro.
- The Titans had an inside track in their scouting of Byard. Then-general manager Jon Robinson received glowing reports on Byard from his friend and MTSU recruiting coordinator Steve Ellis. When Robinson was a

linebackers coach at Nicholls State, Ellis was one of his pupils, and the two remained close through the years. Additionally, Patrick Callaway, college scout for the Titans, was Byard's high school teammate.

- Byard says his football role models are Ed Reed, Brian Dawkins and Troy Polamalu.
- Byard has aspirations to travel the world, and his bucket list includes setting foot on every continent.

CAREER TRANSACTIONS:

- The Lithonia, Ga., native was selected by the Titans in the third round (64th overall) of the 2016 NFL Draft.

SEASON RECAPS:

2023 (1/1): Selected as a captain by his teammates. Ranks first among NFL safeties with 27 interceptions since the beginning of the 2017 season. Has led the team in tackles once in 2023 (at NO).

- At New Orleans (9/10), started at safety and notched a team-best nine tackles.

2022 (17/17): Started all 17 games at safety, recording his seventh consecutive season in which he appeared in every game and his sixth consecutive season in which he started every contest. Led the team with 106 tackles and four interceptions. Led the team in both interceptions and tackles for the second consecutive season. Added two quarterback pressures, six passes defended and two special teams stops. Selected as a captain by his teammates. Ranks first among NFL safeties with 27 interceptions since the beginning of the 2017 season. Tied for fourth in franchise history and leads all players in the Titans era with 27 interceptions. Led or tied for the team lead in tackles three times (vs. NYG, at KC, at PHI). Tied for the team lead in passes defended three times (vs. LV, vs. JAX, vs. DAL). Surpassed Michael Griffin (25) for the most interceptions for the franchise during its "Titans era" (1999 to present) with two interceptions against Dallas (12/29/22).

- Against N.Y. Giants (9/11), led the team with 12 tackles.
- At Buffalo (9/19), collected seven tackles with a quarterback pressure. Halted a Bills' drive by shooting through the line and pressuring Josh Allen on a fourth-and-one pass in the first quarter.
- Against Las Vegas (9/25), saw action in his 100th career regular season game and notched four tackles and an interception. With his 24th career interception, he tied Zeke Moore (24) for 10th place on the all-time franchise interception list. Halted a potential Raiders' scoring drive by intercepting a deflected pass in the end zone that was intended for Darren Waller on third-and-three in the fourth quarter. Helped seal the victory by knocking down the initial deflected two-point conversion pass by Dylan Cole that was intended for Waller late in the fourth quarter.
- At Indianapolis (10/2), tallied six tackles. Helped limit Jonathan Taylor to just 42 rushing yards on 20 carries in the victory. Teamed with Roger McCreary to stop Parris Campbell for a two-yard loss on a short pass in the third quarter.
- At Kansas City (11/6), led the team with 12 tackles.
- At Philadelphia (12/4), started his 100th career game at safety and tied for the team lead with seven tackles.
- Against Jacksonville (12/11), posted three tackles and tied for the team lead with two passes defended. Broke up a pass intended for Evan Engram in the first stanza. Deflected another pass intended for Engram in the opening quarter.
- At L.A. Chargers (12/18), recorded five tackles with an interception. Stepped in front of a Justin Herbert pass intended for Mike Williams for an interception deep in Titans' territory in the third quarter. With his 25th career interception, he tied Michael Griffin and Ken Houston (25) for eighth place all-time for the franchise.
- Against Dallas (12/29), collected six tackles and two interceptions, logging his fourth career multi-interception game. With his 26th and 27th career interceptions, tied for fourth place on the franchise's all-time interceptions list. Intercepted a bobbled Dak Prescott pass intended for Peyton Hendershot in the second quarter. Collected his second interception of the evening by stepping in front of a Prescott pass intended for Dalton Schultz late in the second stanza.

2021 (17/17, 1/1): Named Associated Press first-team All-Pro and selected to his second career Pro Bowl. Started all 17 games at safety and tied for fourth in the NFL with a team-leading five interceptions. Led the team with 88 tackles and ranked second on the squad 13 passes defended. Notched

a sack, two quarterback pressures, two forced fumbles and a fumble returned for a touchdown. Started the postseason contest and registered three tackles. Selected as a captain by his teammates. Ranked third in the NFL with 23 regular season interceptions since the beginning of the 2017 season. Named AFC Defensive Player of the Month for October after registering 27 tackles, three interceptions, including one returned for a touchdown, a fumble recovery for a touchdown, a forced fumble and seven passes defended. Led or tied for the team lead in passes defended five times (vs. IND, at NYJ, at JAX, vs. BUF, at IND). Led the team in tackles once (at NE). Led the team in sacks once (at NE). Tied for the team lead in quarterback pressures once (at NE). Recorded his first career touchdown on a fumble return at Jacksonville (10/10/21). Posted his first career pick six at L.A. Rams (11/7/21).

- Against Arizona (9/12), started at safety and collected two tackles and an interception. Intercepted a Kyler Murray pass intended for Demetrius Harris and returned it 12 yards on third-and-three early in the third quarter.
- Against Indianapolis (9/26), tallied five tackles and a team-best two passes defended. Defended a pass intended for Zach Pascal at the goalline in the third quarter. Broke up a pass intended for Pascal over the middle late in the fourth quarter.
- At Jacksonville (10/10), compiled 11 tackles, an interception, another pass defended and a fumble return for a touchdown. Became the ninth player in Titans/Oilers history with a fumble return for a touchdown and an interception in the same game. Gave the Titans an early 7-0 lead by recovering a Dan Arnold fumble that was forced by Elijah Molden and returning 30 yards for a touchdown early in the first quarter. Broke up a pass intended for Marvin Jones Jr. in the end zone in the fourth quarter. Ended the game with an interception of Trevor Lawrence in the end zone. With his 20th career interception, he moved past Keith Bulluck (19) and Miller Farr (19) for sole possession of 15th place on the franchise's career interception list.
- Against Buffalo (10/18), registered two tackles and an interception. Intercepted a Josh Allen pass that was deflected by Denico Autry and returned it to the Bills' 11-yard line in the second quarter. With an interception in back-to-back games, it marked the fourth time in his career he intercepted at least one pass in consecutive contests.
- Against Kansas City (10/24), collected four tackles with a forced fumble. Forced a Patrick Mahomes fumble that was recovered by Matthias Farley at the Titans' 48-yard line late in the second quarter.
- At Indianapolis (10/31), posted four tackles and three passes defended, including an interception. Batted down a pass intended for Michael Pittman Jr. in the end zone in the first quarter. Broke up a pass intended for Mo Alie-Cox in the third quarter. Set up the Titans' game-winning field goal in overtime by intercepting a Carson Wentz pass intended for Pittman Jr. and returning it 14 yards to the Colts' 32-yard line.
- At L.A. Rams (11/7), tallied three tackles and an interception return for a touchdown. Increased the Titans lead to 14-3 by intercepting a Matthew Stafford pass intended for Robert Woods and returning 24 yards for a touchdown for his first career pick six. Logged his fifth consecutive game with either an interception, forced fumble or fumble recovery.
- Against New Orleans (11/14), collected five tackles with a pass defended. Ended a Saints' drive by breaking up a third-and-seven pass intended for Kevin White late in the third quarter.
- Against Houston (11/21), totaled seven tackles. Registered his 500th career tackle.
- At New England (11/28), led the team with 12 tackles, including his first sack of the season. Teamed with Monty Rice to stuff Damien Harris for no gain on a rush up the middle in the first quarter. Halted a Patriots' drive by sacking Mac Jones for an 11-yard loss on third-and-eight in the third quarter.
- Against Jacksonville (12/12), posted five tackles and a pass defended in the shutout victory. Broke up a deep pass intended for James O'Shaughnessy on a trick play in the third quarter.
- Against San Francisco (12/23), tallied six tackles with a forced fumble while helping limit All-Pro tight end George Kittle to just two receptions for 21 yards. Forced a Ja'Mycal Hasty fumble that went out of bounds in the fourth quarter.
- Against Cincinnati (1/22), started his seventh career postseason contest and posted three tackles.

2020 (16/16, 1/1): Started all 16 games at safety and led the team with a career-high 111 tackles. Posted an interception, two quarterback pressures, a stop for loss, seven passes defended and a forced fumble. Started the postseason contest and collected five tackles and a pass defended. Selected as a captain by his teammates. Led or tied for the

team lead in tackles four times (at DEN, vs. IND, at JAX, at GB). Led or tied for the team lead in passes defended three times (at DEN, at CIN, vs. DET). Tied for the team lead in quarterback pressures once (at CIN).

- At Denver (9/14), started at safety and led the team with nine tackles. Also posted his first career forced fumble and a pass defended. Gave the Titans offense great field position by forcing a Melvin Gordon III fumble that was recovered by Jeffery Simmons at the Broncos' 23-yard line early in the second quarter. Stuffed Gordon III for no gain on a rush off left end in the final stanza. Broke up a pass intended for Noah Fant late in the fourth quarter.
- At Minnesota (9/27), started at safety and registered four tackles and a pass defended. Sealed the victory by popping loose a deep pass intended for Adam Thielen that was then intercepted by Amani Hooker late in the fourth quarter.
- Against Houston (10/18), started at safety and produced eight tackles. Stopped Brandin Cooks for no gain on a short pass near the goalline in the third quarter. Teamed with Jayon Brown to stonewall David Johnson for a two-yard loss on a rush off right tackle in the third stanza.
- Against Indianapolis (11/12), started at safety and led the team with 10 tackles. Teamed with Kenny Vaccaro to stuff Jonathan Taylor for no gain on a rush off left guard in the third quarter.
- At Baltimore (11/22), started at safety and totaled seven tackles and a pass defended. Broke up a pass intended for Mark Andrews in the end zone in the first quarter.
- At Jacksonville (12/13), started at safety and led the team with 11 tackles.
- Against Detroit (12/20), started at safety and produced 11 tackles, including his first interception of the season, a stop for loss and another pass defended. Teamed with David Long Jr. to stuff Adrian Peterson for a one-yard loss on a rush off left guard in the first quarter. Broke up a pass intended for T.J. Hockenson late in the first quarter. Intercepted a Chase Daniel pass intended for Danny Amendola late in the fourth quarter.
- At Green Bay (12/27), started at safety and tied for the team lead with nine tackles.
- Against Baltimore (1/10) in the Wild Card game, started at safety and posted five tackles, a pass defended and a quarterback pressure. Ended a Ravens' drive by breaking up a third-and-five pass intended for Mark Andrews in the first quarter.

2019 (16/16, 3/3): Started all 16 games for the third consecutive season and led the team and tied for fourth in the NFL with five interceptions. Tied for second on the squad with 10 passes defended. Also posted 91 tackles, including two stops for loss, a quarterback pressure and five special teams tackles. Also caught one pass for 11 yards in 2019. Started all three postseason contests and registered 20 tackles, an interception and a special teams tackle. Selected as a captain by his teammates. Led or tied for the team lead in passes defended four times (at ATL, vs. BUF, at IND, at HOU).

- At Cleveland (9/8), collected seven tackles and an interception. Intercepted a Baker Mayfield pass intended for Odell Beckham Jr. and returned it 28 yards early in the fourth quarter.
- At Atlanta (9/29), registered eight tackles and a team-best two passes defended. Broke up a pass intended for Austin Hooper late in the third quarter.
- Against Buffalo (10/6), notched seven tackles and two passes defended, including an interception. Set up the Titans' touchdown by intercepting a Josh Allen third-and-five pass in the third quarter. Halted a Bills' drive by knocking down a third-and-six pass intended for Dawson Knox late in the third quarter.
- At Denver (10/13), recorded three tackles and an interception. Notched a special teams tackle on coverage units. Halted a Broncos' drive by intercepting Joe Flacco's deep pass intended for Noah Fant and returning it 25 yards in the third quarter.
- Against L.A. Chargers (10/20), posted eight tackles and a pass defended. Posted his first career reception on a fake punt. Halted the Chargers' opening drive by breaking up a fourth-and-two pass intended for Hunter Henry. Extended the Titans' opening scoring drive with an 11-yard reception from Brett Kern on the fake punt on fourth-and-eight in the opening stanza.
- Against Jacksonville (11/24), notched a season-high 11 tackles and a special teams tackle on coverage units.
- At Indianapolis (12/1), posted four tackles, an interception and a quarterback pressure. Intercepted a Jacoby Brissett pass and returned it 21 yards to the Colts' 14-yard line setting up a Titans' field goal in the third quarter.
- At Houston (12/29), recorded six tackles and an interception. Intercepted an A.J. McCarron pass intended for Jordan Akins late in the fourth quarter.

- At Baltimore (1/11), recorded 11 tackles and an interception. Intercepted a Lamar Jackson pass intended for Mark Andrews and returned it 31 yards setting up the Titans' opening touchdown in the first quarter. Stuffed Andrews for no gain on a short pass in the right flat early in the fourth quarter.

2018 (16/16): Started all 16 games for the second consecutive season and led the team with four interceptions. Ranked third on the team with 96 tackles and 10 passes defended. Collected two sacks, four quarterback pressures and six special teams tackles. Also posted a 66-yard touchdown pass on a fake punt. Led the team in tackles once (vs. WAS). Tied for the team lead in passes defended six times (at MIA, vs. PHI, at DAL, vs. NE, at NYG, vs. WAS). Tied for the team lead in quarterback pressures once (vs. NYJ). Tied for the team lead in sacks once (at NYG). Set a career-high with 16 tackles against Washington (12/22/18).

- Against Houston (9/16), tallied four tackles. Gave the Titans a 7-0 lead with a 66-yard touchdown pass to Dane Cruikshank on a fake punt early in the first quarter. It was the longest touchdown pass by a defensive player in the Super Bowl era. Byard became the first primarily defensive player in franchise history to record a touchdown pass. Posted a special teams stop on coverage units.
- Against Philadelphia (9/30), tied a then career-high with 10 tackles, and added a quarterback pressure and a pass defended.
- Against Baltimore (10/14), amassed five tackles, an interception and two quarterback pressures. Registered two special teams stops on coverage units. Teamed with Jayon Brown to stop Hayden Hurst for no gain on a jet sweep in the first quarter. Collected his first interception of the season on a Joe Flacco pass that was deflected by Logan Ryan late in the second quarter.
- At Dallas (11/5), posted five tackles with an interception. Stuffed Ezekiel Elliott for a one-yard loss on a rush off right end early in the first quarter. Halted a potential Cowboys' scoring drive by intercepting a pass intended for Amari Cooper in the back of the end zone in the first quarter.
- Against New England (11/11), notched five tackles and two passes defended. Halted a Patriots' drive by knocking down a third-and-four pass intended for Jacob Hollister in the third quarter.
- Against Jacksonville (12/6), amassed three tackles, including a sack and a quarterback pressure. Ended a Jaguars' drive by sacking Cody Kessler for an eight-yard loss on third-and-nine in the first quarter.
- At N.Y. Giants (12/16), posted three tackles, including a sack, an interception and another pass defended in the Titans' first shutout win since 2000. Collected a special teams tackle on coverage units. Ended the first half by sacking Eli Manning for a 10-yard loss on third-and-10. Halted a potential Giants' scoring drive by intercepting an Eli Manning pass intended for Russell Shepard on third-and-20 in the third quarter. Sealed the shutout by breaking up a fourth-and-goal pass intended for Evan Engram late in the fourth quarter.
- Against Washington (12/22), led the team with a career-best 16 tackles, an interception and another pass defended. Broke up a deep pass over the middle intended for Michael Floyd in the third quarter. Intercepted a Josh Johnson third-and-three pass intended for Josh Doctson late in the fourth quarter.

2017 (16/16, 2/2): Selected first-team Associated Press All-Pro at safety and named to his first career Pro Bowl. Started all 16 games and tied for the NFL lead with eight interceptions. Ranked second on the team with 18 passes defended and third on the squad with a career-high 87 tackles. Notched three quarterback pressures, four tackles for loss and two fumble recoveries. Started both postseason contests and led the team with 16 tackles. Named AFC Defensive Player of the Week after tallying eight tackles and two interceptions against Jacksonville (12/31/17). Named AFC Defensive Player of the Week after tying a single-game franchise record with three interceptions at Cleveland (10/22/17). His eight interceptions in 2017 were the most by any franchise player since Oilers cornerback Richard Johnson picked off eight passes in 1990. Collected his first career NFL interception at Houston (10/1/17). Tied a career-high with 10 tackles at Houston (10/1/17). Led or tied for the team lead in passes defended six times (at JAX, at HOU, at CLE, vs. CIN, at PIT, vs. JAX).

- At Jacksonville (9/17), collected nine tackles and a pass defended. Combined with Derrick Morgan to stonewall Leonard Fournette for no gain on a rush off left end in the second quarter. Halted a Jaguars' drive by batting down a pass intended for Mercedes Lewis on third-and-14 in the third quarter.
- At Houston (10/1), tied a career-high with 10 tackles while posting a team-best two passes defended, including his first career interception. Broke

up a pass intended for DeAndre Hopkins in the second quarter. Halted a potential Texans' scoring drive by intercepting a Deshaun Watson pass intended for DeAndre Hopkins just before halftime.

- At Miami (10/8), totaled four tackles, including two stops for loss and a fumble recovery. Stuffed Jarvis Landry for no gain on a short pass in the first quarter. Recovered a Jay Ajayi fumble that was forced by Adoree' Jackson and returned it six yards in the second quarter. Stuffed Ajayi for a one-yard loss on a rush off right guard in the final stanza.
- At Cleveland (10/22), named AFC Defensive Player of the Week after posting two tackles, including a stop for loss and a career-high three interceptions. Tied a single-game franchise record with three interceptions and the feat had only happened nine previous times in team annals. Stonewalled Duke Johnson for a three-yard loss on a short pass in the second quarter. Halted a potential Browns' scoring drive by intercepting a DeShone Kizer pass intended for Rashard Higgins late in the second quarter. Intercepted Kizer for a second time by jumping in front of a pass intended for Bryce Treggs early in the third quarter. Collected his third interception of the afternoon by picking off a Cody Kessler pass intended for David Njoku on third-and-13 in the fourth quarter.
- Against Baltimore (11/5), collected six tackles, two interceptions and another pass defended. With three interceptions at Cleveland and two interceptions against the Ravens, became the first player in franchise history to record five interceptions in a two-game span. Intercepted a Joe Flacco pass intended for Breshad Perriman after Logan Ryan deflected the ball in the first quarter. Hauled in his second interception of the afternoon by picking off a deep pass intended for Benjamin Watson early in the third quarter. Batted down a deep pass intended for Mike Wallace in the end zone late in the fourth quarter.
- At Indianapolis (11/26), registered four tackles and a fumble recovery. Set up the Titans' first touchdown by pouncing on a Marlon Mack fumble on the Colts' four-yard line in the third quarter.
- Against Jacksonville (12/31), named AFC Defensive Player of the Week after tallying eight tackles and two interceptions. Picked off a Blake Bortles pass intended for Allen Hurns on third-and-nine early in the fourth quarter. Sealed the victory by intercepting a Bortles pass intended for James O'Shaughnessy with 10 seconds left in the game.
- At Kansas City (1/6), started at safety and recorded six tackles in his first career postseason game. Stuffed Kareem Hunt for no gain on a short pass in the left flat in the second quarter.
- At New England (1/13), started at safety and finished second on the team with 10 tackles. Teamed with Avery Williamson to stop James White for no gain on a rush up the middle early in the second quarter.

2016 (16/7): Played in all 16 games with seven starts as a rookie and finished fifth on the team with 63 tackles. Ranked second on the squad with 10 special teams tackles. Collected a sack, five tackles for loss, three quarterback pressures and four passes defended. Led or tied for the team lead in tackles twice (at SD, vs. GB). Tied for the team lead in passes defended twice (vs. IND, at SD). Led or tied for the team lead in special teams tackles seven times (vs. MIN, at DET, at MIA, vs. JAX, at SD, at CHI, vs. DEN). Appeared in his first career NFL game against Minnesota (9/11/16). Made his first NFL start at safety against Green Bay (11/13/16).

- Against Minnesota (9/11), made his NFL debut as a reserve safety and collected four tackles, including a stop for loss. Notched a special teams tackle on coverage units. Burst through the line and stuffed Adrian Peterson for a five-yard loss on a rush off right tackle at the end of the third quarter.
- Against Jacksonville (10/27), played significant snaps as a reserve at safety and posted five tackles, including two stops for loss. Tied for the team lead with a special teams tackle. Pounced on Chris Ivory for no gain after the running back recovered his own fumble late in the first quarter. Stuffed Blake Bortles for a one-yard loss on a rush off left end in the final quarter.
- At San Diego (11/6), saw significant action as a reserve at safety and tied for the team lead with a career-best 10 tackles, including a stop for loss and a pass defended. Tied for the team lead with a special teams tackle on coverage units. Ended a Chargers' drive by breaking up a third-and-two pass intended for Antonio Gates late in the second quarter. Stuffed Melvin Gordon for a two-yard loss on a rush off left guard late in the second quarter.
- Against Green Bay (11/13), made his first career NFL start at safety and notched a team-leading nine tackles, including a sack. Ended a Packers' drive by registering his first career sack when he dropped Aaron Rodgers for an eight-yard loss on third-and-eight in the opening stanza.
- At Chicago (11/27), started at safety and registered seven tackles. Led the team with two special teams tackles on coverage units. Defended a deep

pass intended for Cameron Meredith in the fourth quarter.

- Against Denver (12/11), started at safety and collected five tackles, two quarterback pressures and a pass defended. Tied for the team lead with a special teams stop.
- Against Houston (1/1), started at safety and registered five tackles, including a stop for loss and a pass defended. Broke up a pass intended for Alfred Blue in the first quarter. Stuffed Jonathan Grimes for no gain on a rush off left tackle on the final play of the first quarter. Stuffed Alfred Blue for no gain on a third-and-goal rush off right tackle in the fourth quarter.

COLLEGE:

- During a four-year career at Middle Tennessee State, he appeared in 49 games and notched 46 starts at safety. He set school records with 19 career interceptions, 377 interception return yards and four interception returns for touchdowns. He finished sixth in MTSU history with 312 career tackles. In 49 career games, he had a hand in 25 turnovers (19 interceptions, five forced fumbles and one fumble recovery). Had 17 additional career passes defended and five tackles for loss. He was twice named first-team All-Conference USA.
- As a senior (2015), appeared in 12 games with nine starts as a permanent team captain. Ranked fourth on the team with 66 tackles and led the squad with four interceptions and six additional pass breakups. Ranked second among safeties with 718 snaps played. Named first-team All-Conference USA for the second consecutive season. Against North Texas on Nov. 21, 2015, he set the Middle Tennessee State record with his 18th career interception. He picked off another pass the following week to finish his career with 19 interceptions.
- As a junior (2014), played and started all 12 games and led the team with six interceptions. Ranked fourth on the team with 66 tackles, including three tackles for loss, and added four pass breakups, two forced fumbles and a blocked kick. Ranked seventh nationally and first in Conference USA in interceptions. Played a team-high 980 snaps. Named first-team All-Conference USA.
- As a sophomore (2013), played and started all 13 games. Registered a career-best 106 tackles to finish second on the team. Led the team with five interceptions. Also finished with an additional five pass breakups, a forced fumble and a fumble recovery. Equaled his own school mark with two interceptions returned for touchdowns. Led the team with 996 snaps played. Voted honorable mention All-Conference USA.
- As a redshirt freshman (2012), started all 12 games and led the team with four interceptions. Tied for third on the team with 74 tackles and added two pass breakups, two forced fumbles and a hurry. Equaled the school record with two interception returns for touchdowns and set the single-season record for interception return yards with 167. Led the entire team with 925 total snaps played and had 80 or more snaps four times. Named FWAA Freshman All-American, second-team All-SBC. Against Troy (11/24), forced three turnovers in win with two interceptions and a forced fumble to go with a pass breakup and six tackles. Second pick went for 77 yards and game-winning score late in fourth quarter. Named the SBC Defensive Player of the Week and the College Performance Awards National Defensive Back of the Week.
- As a freshman (2011), redshirted.
- Graduated in May 2015 with a degree in liberal studies.

PERSONAL:

- He splits time between Nashville and Lithonia, Ga., with his wife, Clarke, their daughter, Eliana, and their son, Kevin Leon Byard IV.
- Attended M.L. King (Lithonia, Ga.), where as a senior he totaled 94 tackles, two interceptions, two blocked punts, and two fumble recoveries on defense. On offense, he recorded 35 receptions for 723 yards and six touchdowns, as well as 245 rushing yards and two rushing touchdowns. Also returned 12 kickoffs for 350 yards and a touchdown.
- Voted Class AAAAA first-team all-state by the Atlanta Journal Constitution and the Associated Press. Earned all-region honors on offense and defense, while also garnering all-area and all-county accolades.
- Also lettered in track as a high school athlete.
- Byard has three brothers and three sisters and is the second oldest of the group.
- List of favorites: (TV show) "Martin"; (movie) "Wolf of Wall Street" and "Paid in Full"; (musician or band) Future; (food) Philadelphia cheesesteaks and hot wings; (childhood sports teams) Philadelphia 76ers; (athlete as a child) Allen Iverson; and (guilty pleasure) late-night snacks.
- Follow Byard on Twitter at @KevinByard.
- Follow Byard on Instagram at @kb31_savage.
- Born Kevin Leon Byard Jr. on Aug. 17, 1993 in Philadelphia, Pa.

KEVIN BYARD'S GAME-BY-GAME

2016 Tennessee Titans

Date	Opp	W/L	P/S	Tot Solo	Asst	Sk	- Yds	QBP	TFL	Int - Yds	-TD	PD	FF	FR - Yds	SpT		
Sept 11	Min	L	p	4	3	1	0.0	0.0	0	1	0	0	0	0	0	1	
Sept 18	@ Det	W	p	2	2	0	0.0	0.0	0	0	0	0	0	0	0	2	
Sept 25	Oak	L	p	3	3	0	0.0	0.0	0	0	0	0	0	0	0	1	
Oct 2	@ Hou	L	p	1	1	0	0.0	0.0	0	0	0	0	0	0	0	0	
Oct 9	@ Mia	W	p	2	2	0	0.0	0.0	0	0	0	0	0	0	0	1	
Oct 16	Cle	W	p	2	2	0	0.0	0.0	0	0	0	0	0	0	0	0	
Oct 23	Ind	L	p	0	0	0	0.0	0.0	0	0	0	0	1	0	0	0	
Oct 27	Jax	W	p	5	3	2	0.0	0.0	0	2	0	0	0	0	0	1	
Nov 6	@ SD	L	p	10	5	5	0.0	0.0	0	1	0	0	1	0	0	1	
Nov 13	GB	W	S	9	7	2	1.0	8.0	0	0	0	0	0	0	0	0	
Nov 20	@ Ind	L	S	2	1	1	0.0	0.0	0	0	0	0	0	0	0	0	
Nov 27	@ Chi	W	S	7	4	3	0.0	0.0	0	0	0	0	0	0	0	2	
Dec 11	Den	W	S	5	3	2	0.0	0.0	2	0	0	0	1	0	0	1	
Dec 18	@ KC	W	S	4	2	2	0.0	0.0	1	0	0	0	0	0	0	0	
Dec 24	@ Jax	L	S	2	2	0	0.0	0.0	0	0	0	0	0	0	0	0	
Jan 1	Hou	W	S	5	2	3	0.0	0.0	0	1	0	0	1	0	0	0	
Totals				9-7	16/7	63	42	21	1.0	8.0	3	5	0	0	4	0	10

2017 Tennessee Titans

Date	Opp	W/L	P/S	Tot Solo	Asst	Sk	- Yds	QBP	TFL	Int - Yds	-TD	PD	FF	FR - Yds	SpT					
Sept 10	Oak	L	S	9	7	2	0.0	0.0	1	0	0	0	0	0	0	0				
Sept 17	@ Jax	W	S	9	8	1	0.0	0.0	0	0	0	0	1	0	0	0				
Sept 24	Sea	W	S	1	0	1	0.0	0.0	1	0	0	0	1	0	0	0				
Oct 1	@ Hou	L	S	10	5	5	0.0	0.0	0	0	1	7	2	0	0	0				
Oct 8	@ Mia	L	S	4	3	1	0.0	0.0	0	2	0	0	0	0	1	6	0			
Oct 16	Ind	W	S	3	3	0	0.0	0.0	0	0	0	0	0	0	0	0	0			
Oct 22	@ Cle	W	S	2	2	0	0.0	0.0	0	1	3	60	3	0	0	0	0			
Nov 5	Bal	W	S	6	4	2	0.0	0.0	0	0	2	33	0	3	0	0	0			
Nov 12	Cin	W	S	5	3	2	0.0	0.0	0	1	0	0	0	2	0	0	0			
Nov 16	@ Pit	L	S	1	1	0	0.0	0.0	0	0	0	0	0	3	0	0	0			
Nov 26	@ Ind	W	S	4	3	1	0.0	0.0	0	0	0	0	0	0	1	0	0			
Dec 3	Hou	W	S	8	6	2	0.0	0.0	0	0	0	0	1	0	0	0	0			
Dec 10	@ Ari	L	S	6	4	2	0.0	0.0	0	0	0	0	0	0	0	0	0			
Dec 17	@ SF	L	S	5	4	1	0.0	0.0	0	0	0	0	0	0	0	0	0			
Dec 24	LAR	L	S	6	4	2	0.0	0.0	1	0	0	0	0	0	0	0	0			
Dec 31	Jax	W	S	8	7	1	0.0	0.0	0	0	2	30	0	2	0	0	0			
Totals				9-7	16/16	87	64	23	0.0	0.0	3	4	8	130	0	18	0	2	6	0
Playoffs																				
Jan 6	@ KC	W	S	6	5	1	0.0	0.0	0	0	0	0	0	0	0	0	0	0	0	0
Jan 13	@ NE	L	S	10	9	1	0.0	0.0	0	0	0	0	0	0	0	0	0	0	0	0
Totals				1-1	2/2	16	14	2	0.0	0.0	0	0	0	0	0	0	0	0	0	0

2018 Tennessee Titans

Date	Opp	W/L	P/S	Tot Solo	Asst	Sk	- Yds	QBP	TFL	Int - Yds	-TD	PD	FF	FR - Yds	SpT					
Sept 9	@ Mia	L	S	5	4	1	0.0	0.0	0	0	0	0	1	0	0	0	0			
Sept 16	Hou	W	S	4	3	1	0.0	0.0	0	0	0	0	0	0	0	0	0	1		
Sept 23	@ Jax	W	S	2	1	1	0.0	0.0	0	0	0	0	0	0	0	0	0	0	0	
Sept 30	Phi	W	S	10	7	3	0.0	0.0	1	0	0	0	1	0	0	0	0	0	0	
Oct 7	@ Buf	L	S	7	6	1	0.0	0.0	0	0	0	0	0	0	0	0	0	0	0	
Oct 14	Bal	L	S	5	2	3	0.0	0.0	1	0	1	0	0	1	0	0	0	2	0	2
Oct 21	@ LAC	L	S	4	2	2	0.0	0.0	0	0	0	0	0	0	0	0	0	0	0	0
Nov 5	@ Dal	W	S	5	4	1	0.0	0.0	0	0	1	0	0	1	0	0	0	0	0	0
Nov 11	NE	W	S	5	4	1	0.0	0.0	0	0	0	0	0	2	0	0	0	0	0	0
Nov 18	@ Ind	L	S	8	7	1	0.0	0.0	0	0	0	0	0	0	0	0	0	0	0	0

Nov 26	@ Hou	L	S	4	2	2	0.0	0.0	0	0	0	0	0	0	0	0	0	0	1	
Dec 2	NYJ	W	S	5	2	3	0.0	0.0	1	0	0	0	0	0	0	0	0	0	1	
Dec 6	Jax	W	S	3	2	1	1.0	8.0	1	0	0	0	0	0	0	0	0	0	0	
Dec 16	@ NYG	W	S	3	2	1	1.0	10.0	0	0	1	0	0	2	0	0	0	0	1	
Dec 22	Was	W	S	16	10	6	0.0	0.0	0	0	1	1	0	2	0	0	0	0	0	
Dec 30	Ind	L	S	10	6	4	0.0	0.0	0	0	0	0	0	0	0	0	0	0	0	
Totals				9-7	16/16	96	64	32	2.0	18.0	4	0	4	1	0	10	0	0	0	6

2019 Tennessee Titans

Date	Opp	W/L	P/S	Tot Solo	Asst	Sk	- Yds	QBP	TFL	Int - Yds	-TD	PD	FF	FR - Yds	SpT					
Sept 8	@ Cle	W	S	7	3	4	0.0	0.0	0	0	1	28	0	1	0	0	0	0	0	
Sept 15	Ind	L	S	4	4	0	0.0	0.0	0	0	0	0	0	0	0	0	0	0	1	
Sept 19	@ Jax	L	S	5	4	1	0.0	0.0	0	1	0	0	0	0	0	0	0	0	0	
Sept 29	@ Atl	W	S	8	5	3	0.0	0.0	0	0	0	0	0	2	0	0	0	0	0	
Oct 6	Buf	L	S	7	5	2	0.0	0.0	0	0	1	5	0	2	0	0	0	0	0	
Oct 13	@ Den	L	S	3	3	0	0.0	0.0	0	0	1	25	0	1	0	0	0	0	1	
Oct 20	LAC	W	S	8	4	4	0.0	0.0	0	0	0	0	0	1	0	0	0	0	0	
Oct 27	TB	W	S	3	3	0	0.0	0.0	0	1	0	0	0	0	0	0	0	0	0	
Nov 3	@ Car	L	S	6	3	3	0.0	0.0	0	0	0	0	1	0	0	0	0	1	0	1
Nov 10	KC	W	S	6	5	1	0.0	0.0	0	0	0	0	0	0	0	0	0	0	0	0
Nov 24	Jax	W	S	11	4	7	0.0	0.0	0	0	0	0	0	0	0	0	0	0	1	1
Dec 1	@ Ind	W	S	4	1	3	0.0	0.0	1	0	1	21	0	1	0	0	0	0	0	0
Dec 8	@ Oak	W	S	8	5	3	0.0	0.0	0	0	0	0	0	0	0	0	0	0	0	0
Dec 15	Hou	L	S	2	1	1	0.0	0.0	0	0	0	0	0	0	0	0	0	0	0	0
Dec 22	NO	L	S	3	3	0	0.0	0.0	0	0	0	0	0	0	0	0	0	0	0	1
Dec 29	@ Hou	W	S	6	4	2	0.0	0.0	0	0	1	0	0	1	0	0	0	0	0	0
Totals				9-7	16/16	91	57	34	0.0	0.0	1	2	5	79	0	10	0	0	0	5
Playoffs																				
Jan 4	@ NE	W	S	5	4	1	0.0	0.0	0	0	0	0	0	0	0	0	0	0	0	1
Jan 11	@ Bal	W	S	11	8	3	0.0	0.0	0	0	1	31	0	1	0	0	0	0	0	0
Jan 19	@ KC	L	S	4	3	1	0.0	0.0	0	0	0	0	0	0	0	0	0	0	0	0
Totals				2-1	3/3	20	15	5	0.0	0.0	0	0	1	31	0	1	0	0	0	1

2020 Tennessee Titans

Date	Opp	W/L	P/S	Tot Solo	Asst	Sk	- Yds	QBP	TFL	Int - Yds	-TD	PD	FF	FR - Yds	SpT					
Sept 14	@ Den	W	S	9	8	1	0.0	0.0	0	0	0	0	0	1	1	0	0	0	0	
Sept 20	Jax	W	S	3	2	1	0.0	0.0	0	0	0	0	0	0	0	0	0	0	0	0
Sept 27	@ Min	W	S	4	1	3	0.0	0.0	0	0	0	0	0	1	0	0	0	0	0	0
Oct 13	Buf	W	S	2	2	0	0.0	0.0	0	0	0	0	0	1	0	0	0	0	0	0
Oct 18	Hou	W	S	8	6	2	0.0	0.0	0	0	0	0	0	0	0	0	0	0	0	0
Oct 25	Pit	L	S	6	6	0	0.0	0.0	0	0	0	0	0	0	0	0	0	0	0	0
Nov 1	@ Cin	L	S	7	4	3	0.0	0.0	1	0	0	0	0	1	0	0	0	0	0	0
Nov 8	Chi	W	S	7	4	3	0.0	0.0	1	0	0	0	0	0	0	0	0	0	0	0
Nov 12	Ind	L	S	10	6	4	0.0	0.0	0	0	0	0	0	0	0	0	0	0	0	0
Nov 22	@ Bal	W	S	7	5															

KEVIN BYARD'S GAME-BY-GAME CONT.

2021 Tennessee Titans

Date	Opp	W/L	P/S	Tot Solo	Asst	Sk	- Yds	QBP	TFL	Int.- Yds	-TD	PD	FF	FR	- Yds	SpT				
Sept 12	Ari	L	S	2	2	0	0.0	0.0	0	0	1	12	0	1	0	0	0			
Sept 19	@ Sea	W	S	3	2	1	0.0	0.0	0	0	0	0	0	0	0	0	0			
Sept 26	Ind	W	S	5	4	1	0.0	0.0	0	0	0	0	2	0	0	0	0			
Oct 3	@ NYJ	L	S	6	3	3	0.0	0.0	0	0	0	0	1	0	0	0	0			
Oct 10	@ Jax	W	S	11	8	3	0.0	0.0	0	0	1	0	2	0	1	30t	0			
Oct 18	Buf	W	S	2	1	1	0.0	0.0	0	0	1	16	0	1	0	0	0			
Oct 24	KC	W	S	4	4	0	0.0	0.0	0	0	0	0	0	0	1	0	0			
Oct 31	@ Ind	W	S	4	4	0	0.0	0.0	0	0	1	14	0	3	0	0	0			
Nov 7	@ LAR	W	S	3	0	3	0.0	0.0	0	0	1	24t	1	1	0	0	0			
Nov 14	NO	W	S	5	2	3	0.0	0.0	0	0	0	0	0	1	0	0	0			
Nov 21	Hou	L	S	7	3	4	0.0	0.0	0	0	0	0	0	0	0	0	0			
Nov 28	@ NE	L	S	12	9	3	1.0	11.0	2	1	0	0	0	0	0	0	0			
Dec 12	Jax	W	S	5	2	3	0.0	0.0	0	0	0	0	1	0	0	0	0			
Dec 19	@ Pit	L	S	4	3	1	0.0	0.0	0	0	0	0	0	0	0	0	0			
Dec 23	SF	W	S	6	4	2	0.0	0.0	0	0	0	0	0	1	0	0	0			
Jan 2	Mia	W	S	4	3	1	0.0	0.0	0	0	0	0	0	0	0	0	0			
Jan 9	@ Hou	W	S	5	3	2	0.0	0.0	0	0	0	0	0	0	0	0	0			
Totals				12-5	17/17	88	57	31	1.0	11.0	2	1	5	66	1	13	2	1	30t	0

Playoffs

Jan 22	Cin	L	S	3	3	0	0.0	0.0	0	0	0	0	0	0	0	0	0	0	0	0	
Totals				0-1	1/1	3	3	0	0.0	0.0	0	0	0	0	0	0	0	0	0	0	0

2022 Tennessee Titans

Date	Opp	W/L	P/S	Tot Solo	Asst	Sk	- Yds	QBP	TFL	Int.- Yds	-TD	PD	FF	FR	- Yds	SpT				
Sept 11	NYG	L	S	12	8	4	0.0	0.0	0	0	0	0	0	0	0	0	0	0	0	0
Sept 19	@ Buf	L	S	7	6	1	0.0	0.0	1	0	0	0	0	0	0	0	0	0	0	0
Sept 25	LV	W	S	4	1	3	0.0	0.0	0	0	1	24	0	1	0	0	0	0	0	0
Oct 2	@ Ind	W	S	6	3	3	0.0	0.0	0	0	0	0	0	0	0	0	0	0	0	0
Oct 9	@ Was	W	S	8	6	2	0.0	0.0	0	0	0	0	0	0	0	0	0	0	0	0
Oct 23	Ind	W	S	4	2	2	0.0	0.0	0	0	0	0	0	0	0	0	0	0	0	0
Oct 30	@ Hou	W	S	4	3	1	0.0	0.0	0	0	0	0	0	0	0	0	0	0	0	0

Nov 6	@ KC	L	S	12	6	6	0.0	0.0	0	0	0	0	0	0	0	0	0	0	0	0
Nov 13	Den	W	S	3	0	3	0.0	0.0	0	0	0	0	0	0	0	0	0	0	0	0
Nov 17	@ GB	W	S	6	6	0	0.0	0.0	0	0	0	0	0	0	0	0	0	0	0	0
Nov 27	Cin	L	S	7	5	2	0.0	0.0	0	0	0	0	0	0	0	0	0	0	0	0
Dec 4	@ Phi	L	S	7	4	3	0.0	0.0	0	0	0	0	0	0	0	0	0	0	0	0
Dec 11	Jax	L	S	3	3	0	0.0	0.0	0	0	0	0	0	0	2	0	0	0	0	0
Dec 18	@ LAC	L	S	5	4	1	0.0	0.0	0	0	1	3	0	1	0	0	0	0	0	0
Dec 24	Hou	L	S	8	5	3	0.0	0.0	1	0	0	0	0	0	0	0	0	0	1	1
Dec 29	Dal	L	S	6	4	2	0.0	0.0	0	0	2	30	0	2	0	0	0	0	0	0
Jan 7	@ Jax	L	S	4	3	1	0.0	0.0	0	0	0	0	0	0	0	0	0	0	1	1
Totals				7-10	17/17	106	69	37	0.0	0.0	2	0	4	57	0	6	0	0	0	2

2023 Tennessee Titans

Date	Opp	W/L	P/S	Tot Solo	Asst	Sk	- Yds	QBP	TFL	Int.- Yds	-TD	PD	FF	FR	- Yds	SpT					
Sept 10	@ NO	L	S	9	6	3	0.0	0.0	0	0	0	0	0	0	0	0	0	0	0	0	
Sept 17	LAC																				
Sept 24	@ Cle																				
Oct 1	Cin																				
Oct 8	@ Ind																				
Oct 15	Bal																				
Oct 29	Atl																				
Nov 2	@ Pit																				
Nov 12	@ TB																				
Nov 19	@ Jax																				
Nov 26	Car																				
Dec 3	Ind																				
Dec 11	@ Mia																				
Dec 17	Hou																				
Dec 24	Sea																				
Dec 31	@ Hou																				
Jan 6/7	Jax																				
Totals				0-1	1/1	9	6	3	0.0	0.0	0	0	0	0	0	0	0	0	0	0	0

KEVIN BYARD'S NFL STATISTICS

REGULAR SEASON

Year	Team	REGULAR SEASON		TACKLES						INTERCEPTIONS					FUMBLES				
		GP	GS	Tot	Solo	Asst	Sk	Yds	QBP	TFL	No	Yds	Lg	TD	PD	FF	FR	Yds	SpT
2016	Tennessee	16	7	63	42	21	1.0	8.0	3	5	0	0	0	4	0	0	0	10	
2017	Tennessee	16	16	87	64	23	0.0	0.0	3	4	8	130	33	0	18	0	2	6	0
2018	Tennessee	16	16	96	64	32	2.0	18.0	4	0	4	1	1	0	10	0	0	0	6
2019	Tennessee	16	16	91	57	34	0.0	0.0	1	2	5	79	28	0	10	0	0	0	5
2020	Tennessee	16	16	111	79	32	0.0	0.0	2	1	1	0	0	0	7	1	0	0	0
2021	Tennessee	17	17	88	57	31	1.0	11.0	2	1	5	66	24t	1	13	2	1	30t	0
2022	Tennessee	17	17	106	69	37	0.0	0.0	2	0	4	57	28	0	6	0	0	0	2
2023	Tennessee	1	1	9	6	3	0.0	0.0	0	0	0	0	0	0	0	0	0	0	0
NFL Totals		115	106	651	438	213	4.0	37.0	17	13	27	333	33	1	68	3	3	36	22

PLAYOFFS

Year	Team	PLAYOFFS		TACKLES						INTERCEPTIONS					FUMBLES				
		GP	GS	Tot	Solo	Asst	Sk	Yds	QBP	TFL	No	Yds	Lg	TD	PD	FF	FR	Yds	SpT
2017	Tennessee	2	2	16	14	2	0.0	0.0	0	0	0	0	0	0	0	0	0	0	0
2019	Tennessee	3	3	20	15	5	0.0	0.0	0	0	1	31	31	0	1	0	0	0	1
2020	Tennessee	1	1	5	2	3	0.0	0.0	1	0	0	0	0	0	1	0	0	0	0
2021	Tennessee	1	1	3	3	0	0.0	0.0	0	0	0	0	0	0	0	0	0	0	0
NFL Totals		7	7	44	34	10	0.0	0.0	1	0	1	31	31	0	2	0	0	0	1

Single-Game Highs

Tackles - 16 vs. Washington (12/22/18)
 Interceptions - 3 at Cleveland (10/22/17)
 Sacks - 1 (Four times, last at New England 11/28/21)
 Tackles for Loss - 2 (Twice, last at Miami 10/8/17)
 Quarterback Pressures - 2 (Twice, last at New England 11/28/21)
 Forced Fumble - 1 (Three times, last vs. San Francisco 12/23/21)
 Fumble Recovery - 1 (Three times, last at Jacksonville 10/10/21)
 Passes Defensed - 3 (Four times, last at Indianapolis 10/31/21)
 Special Teams Tackles - 2 (Three times, last vs. Baltimore 10/14/18)

Playoff Single-Game Highs

Tackles - 11 at Baltimore (1/11/20)
 Interceptions - 1 at Baltimore (1/11/20)
 Passes Defensed - 1 (Twice, last vs. Baltimore 1/10/21)
 Special Teams Tackles - 1 at New England (1/4/20)

Additional Statistics

Pass Attempts - 1 for 66 yards and a touchdown vs. Houston (9/16/18)
 Receptions - 1 for 11 yards vs. L.A. Chargers (10/20/19)
 Touchdowns - 2 (30-yard fumble return at Jacksonville, 10/10/21; 24-yard interception return at L.A. Rams, 11/7/21)



36 JULIUS CHESTNUT

RUNNING BACK • 5'11" • 228 LBS • COLLEGE: SACRED HEART
ACQUIRED: FREE AGENT - 2022 • NFL EXPERIENCE (NFL/TITANS): 2/2
HOMETOWN: BOWIE, MD.
GAMES PLAYED/GAMES STARTED: 7/0 (PLAYOFFS: 0/0)



PRO: The Titans signed Julius Chestnut as an undrafted free agent following the 2022 NFL Draft to provide depth to the running back rotation. The 5-foot-11-inch, 228-pounder possesses excellent play strength as a bigger-bodied running back and also adds value on special teams. He appeared in six games as a rookie in 2022, recording nine rushing attempts for 12 yards, three receptions for 41 yards while returning 10 kickoffs for 215 yards. The Bowie, Md., native logged 593 carries for 3,467 yards (5.8-yard avg.) and 29 touchdowns over four seasons at Sacred Heart (2018-21).

CAREER HIGHLIGHTS:

- As a rookie in 2022, Chestnut saw action in six contests and rushed nine times for 12 yards, caught three passes for 41 yards and returned 10 kickoffs for 215 yards.
- In 2021, Chestnut averaged 205.2 all-purpose yards per contest, which ranked first in the FCS.
- As a sophomore in 2019, Chestnut set career-highs with 293 carries for 1,495 yards and 11 touchdowns. His 1,495 rushing yards were the second-most in program history and third-most in the nation.

TITANS TIDBITS:

- While at Sacred Heart, Chestnut interned for the school's athletic department and assisted with statistical analysis, marketing, and ticket sales.
- His father, Keith, owns a landscaping company. Throughout high school and college summer breaks, Chestnut would wake up at 5 a.m. to help load trucks and lay mulch.
- Despite having the opportunity enter the transfer portal and play for a larger program, Chestnut chose to remain at FCS-level Sacred Heart because of his relationships at the school and within the program. "Everybody thinks about it," Chestnut said. "But I was like, why would I leave a place where people love me and care about me? If I left, would I get the same love that I get here? I don't think so. The coaches care about me — and I care about them, as well. I've made a lot of good friends here, met a lot of good people, and there are a lot of connections I can make in the outside world from here. So I was like, no — no way I can do that."

CAREER TRANSACTIONS:

- The Bowie, Md., native was signed by the Titans as an undrafted free agent on May 13, 2022.
- Waived by the Titans on Oct. 1, 2022 and signed to the team's practice squad two days later.
- Activated from the practice squad to the active roster standard elevation on Dec. 3, 2022.
- Activated from the practice squad to the active roster standard elevation on Dec. 10, 2022.
- Signed by the Titans to their active roster from the practice squad on Dec. 17, 2022.

SEASON RECAPS:

2023 (1/0):

- At New Orleans (9/10), saw action as a reserve at running back and on special teams.

2022 (6/0): Saw action in six games as a reserve at running back during his rookie campaign. Rushed nine times for 12 yards and caught three passes for 41 yards. Returned 10 kickoffs for 215 yards. Was inactive for the first three games of the season. Spent eight contests on the team's practice

squad. Played in his first career NFL contest at Philadelphia (12/4/22).

- At Philadelphia (12/4), made his NFL debut as a reserve at running back and on special teams. Carried the ball five times for 13 yards.
- Against Jacksonville (12/11), played as a reserve at running back and caught two passes for eight yards out of the backfield. Returned two kickoffs for 53 yards with a long return of 33 yards.
- Against Houston (12/24), returned four kickoffs for 85 yards.
- Against Dallas (12/29), played as a reserve at running back and rushed four times for minus one yard. Hauled in a reception for 33 yards. Returned one kickoff for 25 yards. Set up the Titans' first field goal with a 33-yard gain on a screen pass in the second quarter.
- At Jacksonville (1/7), saw action on special teams and returned two kickoffs for 46 yards.

COLLEGE:

- Appeared in 32 games over four seasons at Sacred Heart (2018-21) and logged 593 carries for 3,467 yards (5.8-yard avg.), including a career-long 86-yard carry, with 29 touchdowns. Made 28 receptions for 412 yards (14.7-yard avg.) and five scores. Added 10 kick returns for 108 yards and two punt returns for 10 yards.
- As a senior (2021), played in five games and posted 91 rushes for 542 yards (6.0-yard avg.) and three touchdowns. Recorded a season-long rush of 39 yards. Caught two passes for 15 yards.
- As a junior (2020), appeared in four games and rushed 93 times for 717 yards (7.7-yard avg.) and eight scores. Posted a season-long rush of 69 yards and averaged 205.2 all-purpose yards per contest which led the FCS. Added eight catches for 171 yards and three touchdowns including a career-long 60-yard reception. Earned first-team All-American recognition by AP and FCS. Named Northeast Conference Offensive Player of the Year.
- As a sophomore (2019), saw action in 12 games and set career-highs with 293 carries for 1,495 yards and 11 touchdowns. His 1,495 rushing yards were the second-most in program history and third-most in the nation. Logged a career-long 86-yard rush. Also caught a career-high 14 passes for a career-best 179 yards and two scores and added two punt returns for 10 yards. Earned third-team All-American recognition by AP and first-team All-NEC honors. Recorded 100-yard rushing games in nine contests.
- As a freshman (2018), played in 11 games and rushed 116 times for 713 yards with seven touchdowns. Rushed for a season-long gain of 75 yards. Made four catches for 47 yards and added 10 kick returns for 108 yards including a long of 29 yards. Also made six tackles and one forced fumble on defense. Named the NEC Offensive Rookie of the Year
- Graduated from Sacred Heart in May 2022 with a degree in economics.

PERSONAL:

- Attended Archbishop Spalding (Md.) High School where he carried the ball 133 times for 817 yards and 13 touchdowns as a senior.
- Son of Nichelle and Keith Chestnut.
- Has one older sister, Torri.
- Follow Chestnut on Instagram at @j.chestnut7 and on Twitter at @juliuschestnut.
- Born Julius Chestnut on Oct. 26, 2000 in Bowie, Md.

JULIUS CHESTNUT'S GAME-BY-GAME

2022 Tennessee Titans				RUSHING					RECEIVING					2023 Tennessee Titans				RUSHING					RECEIVING						
Date	Opp	W/L	P/S	Att	Yds	Avg	Lg	TD	No	Yds	Avg	Lg	TD	Date	Opp	W/L	P/S	Att	Yds	Avg	Lg	TD	No	Yds	Avg	Lg	TD		
Sept 11	NYG	L	IA											Sept 10	@ NO	L	p	0	0	-	0	0	0	0	0	-	0	0	
Sept 19	@ Buf	L	IA											Sept 17	LAC														
Sept 25	LV	W	IA											Sept 24	@ Cle														
Oct 2	@ Ind	W	PS											Oct 1	Cin														
Oct 9	@ Was	W	PS											Oct 8	@ Ind														
Oct 23	Ind	W	PS											Oct 15	Bal														
Oct 30	@ Hou	W	PS											Oct 29	Ail														
Nov 6	@ KC	L	PS											Nov 2	@ Pit														
Nov 13	Den	W	PS											Nov 12	@ TB														
Nov 17	@ GB	W	PS											Nov 19	@ Jax														
Nov 27	Cin	L	PS											Nov 26	Car														
Dec 4	@ Phi	L	p	5	13	2.6	5	0	0	0	-	0	0	Dec 3	Ind														
Dec 11	Jax	L	p	0	0	-	0	0	2	8	4.0	4	0	Dec 11	@ Mia														
Dec 18	@ LAC	L	p	0	0	-	0	0	0	0	-	0	0	Dec 17	Hou														
Dec 24	Hou	L	p	0	0	-	0	0	0	0	-	0	0	Dec 24	Sea														
Dec 29	Dal	L	p	4	-1	-0.3	1	0	1	33	33.0	33	0	Dec 31	@ Hou														
Jan 7	@ Jax	L	p	0	0	-	0	0	0	0	-	0	0	Jan 6/7	Jax														
Totals		7-10	6/0	9	12	1.3	5	0	3	41	13.7	33	0	Totals			0-1	1/0	0	0	-	0	0	0	0	0	0	0	

JULIUS CHESTNUT'S NFL STATISTICS

REGULAR SEASON			RUSHING							RECEIVING				
Year	Team	GP	GS	No	Yds	Avg	Lg	TD	Att	Yds	Avg	Lg	TD	
2022	Tennessee	6	0	9	12	1.3	5	0	3	41	13.7	33	0	
2023	Tennessee	1	0	0	0	-	0	0	0	0	-	0	0	
NFL Totals		7	0	9	12	1.3	5	0	3	41	13.7	33	0	

REGULAR SEASON			PUNT RETURNS					KICKOFF RETURNS				
Year	Team	No	FC	Yds	Avg	Lg	TD	No	Yds	Avg	Lg	TD
2022	Tennessee	0	0	0	-	0	0	10	215	21.5	33	0
NFL Totals		0	0	0	-	0	0	10	215	21.5	33	0

Single-Game Highs

Rushes - 5 at Philadelphia (12/4/22)
 Rushing Yards - 13 at Philadelphia (12/4/22)
 Long Rush - 5 at Philadelphia (12/4/22)
 Receptions - 2 vs. Jacksonville (12/11/22)
 Receiving Yards - 33 vs. Dallas (12/29/22)
 Long Reception - 33 vs. Dallas (12/29/22)

Kickoff Returns - 4 vs. Houston (12/24/22)
 Kickoff Return Yards - 85 vs. Houston (12/24/22)
 Long Kickoff Return - 33 vs. Jacksonville (12/11/22)



46 MORGAN COX

LONG SNAPPER • 6'4" • 233 LBS • COLLEGE: TENNESSEE
ACQUIRED: UNRESTRICTED FREE AGENT (BAL) - 2021
NFL EXPERIENCE (NFL/TITANS): 14/3 • HOMETOWN: COLLIERVILLE, TENN.
GAMES PLAYED/GAMES STARTED: 200/0 (PLAYOFFS: 11/0)



Super Bowl: 2012



Pro Bowl: 2015, 2016, 2019, 2020, 2022



Captain: 2023

PRO: The Titans signed unrestricted free agent Morgan Cox during the 2021 offseason to add a veteran presence and experience to the long snapping position. In his first 13 NFL seasons, the 6-foot-4-inch, 233-pounder appeared in 199 regular season games, including all 17 games with the Titans in 2021 and 2022. The University of Tennessee product is widely considered one of the best at his position in the NFL and has been selected to five Pro Bowls, four as a member of the Baltimore Ravens and one in 2022 with the Titans. The Collierville, Tenn., native was originally signed as a rookie free agent by the Ravens following the 2010 NFL Draft.

CAREER HIGHLIGHTS:

- Cox, a five-time Pro Bowler, spent his first 11 NFL seasons (2010-20) with the Baltimore Ravens and appeared in 165 games and 10 postseason contests with the club.
- In 2011, Cox earned the Ravens' Ed Block Courage Award after returning from a significant injury suffered in 2010.

TITANS TIDBITS:

- March 7, 2013 was proclaimed "Morgan Cox Day" in his hometown of Collierville, Tenn.
- Cox played an integral part in the Baltimore Ravens' social justice initiatives. In 2018, he participated in the announcement of the HVAC donation from the Players' Social Justice Fund at Lakewood Elementary in Baltimore. In 2017, Cox took part in a police ride along with law enforcement officials in West Baltimore to meet with local youth and discuss topics surrounding social justice.
- Cox was an integral figure in the AFC Pro Bowl team's Kick-Tac-Toe victory at the 2023 Pro Bowl. He nailed all three targets from distance to win the competition for his team.
- Cox's wife, Lauren, is an actress and has appeared in Baltimore filmed TV shows "House of Cards" and "Veep" and on the drama "To-Do."
- Cox served as his high school's newspaper sports editor his final two years at Evangelical Christian High School in Memphis.

CAREER TRANSACTIONS:

- The Collierville, Tenn., native was originally signed by the Baltimore Ravens as a rookie free agent on May 6, 2010.
- Signed by the Titans as an unrestricted free agent on March 19, 2021.

SEASON RECAPS:

2023 (1/0 - Tennessee): Selected as a captain by his teammates. Played in his his 200th career regular season game at New Orleans (9/10/23).
 • At New Orleans (9/10), served as the team's long snapper in his 200th career regular season contest.

2022 (17/0 - Tennessee): Named to his fifth career Pro Bowl after playing in all 17 games as the long snapper. Collected a special teams stop.
 • Against Indianapolis (10/23), executed all of his snaps, including on all four of Randy Bullock's field goals.
 • At Houston (10/30), served as the team's long snapper appearing in his 200th combined regular season (189) and postseason (11) game.
 • Against Houston (12/24), saw action as a reserve at long snapper and registered a special teams tackle on coverage units.

2021 (17/0, 1/0 - Tennessee): Saw action in all 17 games at long snapper in his first season with the Titans. Registered a special teams tackle. Played as a reserve in the postseason contest.

- Against Arizona (9/12), made his Titans debut handling snapping duties.
- At Seattle (9/19), served as the team's long snapper and produced the snap for Randy Bullock's game-winning 36-yard field goal in overtime.
- At Indianapolis (10/31), saw action as the team's long snapper and executed the snap for Randy Bullock's game-winning 44-yard field goal in overtime.
- Against New Orleans (11/14), saw action as a reserve at long snapper in his 175th career regular season contest.
- At New England (11/28), saw action at long snapper and collected a special teams tackle on coverage units.
- Against San Francisco (12/23), saw action as the team's long snapper and executed the snap for Randy Bullock's game-winning 44-yard field goal.
- Against Miami (1/2), served as the team's long snapper and executed the snaps for Randy Bullock's two field goals and four extra point makes.
- Against Cincinnati (1/22), played as a reserve at long snapper in his 11th career postseason contest.

2020 (15/0, 2/0 - Baltimore): Earned his fourth career Pro Bowl selection, helped Justin Tucker record his fifth consecutive season with at least 130 points, tying the NFL record of consecutive seasons with 130-plus points. Tucker connected on 26 of 29 field goals (89.7 percent) and was 52 of 53 on extra points (98.1 percent). Also snapped on all 51 of Sam Koch's 51 punts, who produced a 44.5 gross average and 42.5 net average. Koch was the NFL's only punter to place at least 20 punts (22) inside in the 20-yard line and have no more than one touchback.
 • At Cleveland (12/14), snapped to holder Sam Koch on Justin Tucker's 55-yard game-winning field goal with two seconds remaining to give Baltimore a 45-42 lead in the victory.
 • At Tennessee (1/10), snapped for Justin Tucker who drilled two of three field goals, including a 51-yarder to give Baltimore a 20-13 lead in the fourth quarter.

2019 (16/0, 1/0 - Baltimore): Selected to his third career Pro Bowl. Saw action in all 16 games and helped Justin Tucker record his fourth consecutive season scoring 141 points, connecting on 28 of 29 field goal attempts and 57 of 59 extra points. The Ravens produced the NFL's No. 1 scoring offense (33.2 ppg) and set a franchise record for points (531).
 • Against Arizona (9/15), snapped for Justin Tucker to connect on all three field goal attempts, hitting from 33, 28 and 51 yards in the 23-17 win.
 • At Pittsburgh (10/6), snapped for Justin Tucker, who kicked a 46-yard field goal in overtime to seal the Ravens' victory in the 26-23 win.
 • Against Cincinnati (10/13), snapped for Justin Tucker, who booted a 40-yard field goal to become the fastest kicker in NFL history (118 games) to score 1,000 career points in the 23-17 victory.
 • Against San Francisco (12/1), snapped for Justin Tucker, who nailed a 49-yard boot that marked his second game-winning field goal of the season.

2018 (16/0, 1/0 - Baltimore): Played in all 16 games and snapped on 65 punts, 36 extra points and 39 field goal attempts, helping the Ravens once again produce one of the NFL's top kicking units with Sam Koch and Justin Tucker. Also posted a special teams tackle.
 • Against Buffalo (9/9), snapped on two made field goals from Justin Tucker and helped Sam Koch register five punts for 257 yards (51.4 gross avg.), including three punts inside the 20, in the 47-3 season-opening win.
 • Against Denver (9/23), snapped on each of Justin Tucker's two 52-yard field goals in the 27-14 win. Tucker now has six-career games with multiple 50-plus-yard field goals, the most in NFL history.

- At L.A. Chargers (12/22), snapped on three made field goals, including a season-long-tying 56-yarder from Justin Tucker. Recorded a special teams tackle in the victory.

2017 (16/0 - Baltimore): Appeared in all 16 games. Snapped on punts and kicks, helping Sam Koch place a franchise-record and NFL-best 40 punts inside the 20-yard line and Justin Tucker make 34 of 37 field goals (91.9 percent), tying his franchise record of 141 points.

- At Cincinnati (9/10), snapped on two made field goals from Justin Tucker and helped Sam Koch register six punts for 250 yards (41.3 gross avg), including two punts inside the 20-yard line, in the 20-0 season-opening victory.
- Against Chicago (10/15), handled snapping duties, helping Justin Tucker connect on three field goals and Sam Koch boot seven punts for 386 yards (55.0 avg.).
- At Minnesota (10/22), snapped on three made field goals, including a season-long 57-yarder from Justin Tucker. Added a special teams tackle on coverage.
- At Green Bay (11/19), served as the long snapper and helped Sam Koch place five of seven punts inside the 20, in a shutout victory.
- At Cleveland (12/17), handled snapping duties, helping Sam Koch place four punts inside the 20-yard line, including three punts inside the five-yard line.

2016 (16/0 - Baltimore): Earned his second straight Pro Bowl nod after handling all snapping duties and helping Justin Tucker score a franchise record 141 points by connecting on 37 of 38 field goal attempts (lone miss was a block), including 10 of 10 from 50-plus yards. Helped Tucker earn a second Pro Bowl invitation and become a unanimous first-team All-Pro selection.

- Against Cincinnati (11/27), snapped on four made field goals from Justin Tucker, who became the first kicker in NFL history to make three field goals of 50-plus yards in the first half of a game.
- Against Philadelphia (12/18), appeared in his 100th career game.

2015 (16/0 - Baltimore): Named to his first career Pro Bowl after snapping on 74 punts, 29 extra points and 40 field goal attempts. Helped Sam Koch earn first career Pro Bowl invite with 46.7 gross and 42.9 net averages.

- At Miami (12/6), snapped on two field goals and an extra point from Justin Tucker, who became the fastest kicker in NFL history to reach the 500-point milestone (60 games).

2014 (7/0 - Baltimore): Saw action in the first seven games of the season, snapping on 21 punts, extra points and 18 field goal attempts, before being placed on injured reserve on Oct. 20.

- Against Atlanta (10/19), snapped on punts, field goal attempts and extra points before leaving the game with a knee injury in the 29-7 victory.

2013 (16/0 - Baltimore): Played in all 16 games for the third consecutive season and snapped on 91 punts, 41 field goal attempts and 26 extra points. Tied a career high with two special teams stops.

- At Detroit (12/16), snapped on a franchise-record six made field goals, including a franchise record 61-yard game-winner by Justin Tucker, in the 18-16 victory.

2012 (16/0, 4/0 - Baltimore): Saw action in all 16 games at long snapper and tied a career-high with two special teams tackles while snapping on 83 punts, 42 extra points and 33 field goal attempts. Played in all four postseason games, snapping on 16 extra points, 22 punts and four field goal attempts in the Ravens' Super Bowl XLVII title run.

- Against Oakland (11/11), snapped on a franchise-record extra points, punts and field goal attempts, and was a part of the successful fake field goal attempt that Sam Koch ran in for a touchdown in the 55-20 win.

2011 (16/0, 2/0 - Baltimore): Saw action in all 16 games for the first time in his career and snapped on 73 punts, 40 extra point attempts and 39 field goal attempts. Appeared as a reserve in both postseason contests.

- Against Pittsburgh (9/11), snapped on punts, field goal attempts and extra points, including a fake punt Sam Koch ran in for a two-point conversion.

2010 (15/0 - Baltimore): Saw action in 15 games and posted two special teams tackles before being placed on injured reserve on Dec. 29 missing the final regular season game.

- At N.Y. Jets (9/13), snapped on six punts and a field goal attempt in his NFL debut.
- At Cleveland (12/26), snapped on three punts, both extra point attempts

and two field goal attempts after significantly injuring his knee in the second quarter.

COLLEGE:

- Played 38 games in three seasons as the primary long snapper at Tennessee.
- As a senior (2009), handled deep snapper duties on punts, extra points and field goals, the third consecutive year in which he served that role. Often led the charge down field on punts and finished the season with three tackles.
- As a junior (2008), saw action in 12 games. Served as Tennessee's deep snapper for all punts and placements for the second year in a row. Contributed four tackles on special teams, tying for seventh in that category.
- As a sophomore (2007), saw action as the deep snapper in all 14 games and helped placekicker Daniel Lincoln to All-America status and consensus Freshman All-SEC honors.
- In 2006, was a squad member.
- As a true freshman (2005), redshirted.
- Graduated with a degree in accounting from Tennessee.

PERSONAL:

- Attended Evangelical Christian (Memphis, Tenn.) High School, helping guide the Eagles to a state championship appearance as a senior and the semifinal game as a junior.
- As a senior, played center and long snapper earning All-State honorable mention and the Memphis Commercial Appeal Best of Preps Award.
- Began his role as the deep snapper during his junior season of high school.
- Played on the defensive and offensive lines as freshman and sophomore.
- Follow Cox on Twitter and Instagram at @morgancox46.
- Born Morgan Cox on April 26, 1986 in Collierville, Tenn.

MORGAN COX'S NFL STATISTICS

REGULAR SEASON

Year	Team	GP	GS	SpT Tackles
2010	Baltimore	15	0	1
2011	Baltimore	16	0	0
2012	Baltimore	16	0	2
2013	Baltimore	16	0	2
2014	Baltimore	7	0	0
2015	Baltimore	16	0	0
2016	Baltimore	16	0	2
2017	Baltimore	16	0	1
2018	Baltimore	16	0	1
2019	Baltimore	16	0	0
2020	Baltimore	15	0	2
2021	Tennessee	17	0	1
2022	Tennessee	17	0	1
2023	Tennessee	1	0	0
NFL Totals		200	0	13

PLAYOFFS

Year	Team	GP	GS	SpT Tackles
2011	Baltimore	2	0	0
2012	Baltimore	4	0	0
2018	Baltimore	1	0	0
2019	Baltimore	1	0	0
2020	Baltimore	2	0	0
2021	Tennessee	1	0	0
NFL Totals		11	0	0

Additional Statistics

Fumble Recovery - 1 (2013)



71 ANDRE DILLARD

TACKLE • 6'5" • 315 LBS • COLLEGE: WASHINGTON STATE
ACQUIRED: UNRESTRICTED FREE AGENT (PHI) - 2023
NFL EXPERIENCE (NFL/TITANS): 5/1 • HOMETOWN: WOODINVILLE, WASH.
GAMES PLAYED/GAMES STARTED: 44/10 (PLAYOFFS: 5/0)



PRO: The Titans signed Andre Dillard early in the 2023 free agency period to bring veteran experience to the offensive front. The 6-foot-5-inch, 315-pounder was originally selected by the Philadelphia Eagles in the first round (22nd overall) of the 2019 NFL Draft. The Washington State product has started games at left tackle and right tackle during his first four NFL campaigns.

TITANS TIDBITS:

• Dillard's father, Mitch, also played football collegiately at Washington State and is a former Cougars offensive line coach as well.

CAREER TRANSACTIONS:

• The Woodinville, Wash., native was selected by the Philadelphia Eagles in the first round (22nd overall) of the 2019 NFL Draft.
• Signed by the Titans as an unrestricted free agent on March 20, 2023.

SEASON RECAPS:

2023 (1/1 - Tennessee):

• At New Orleans (9/10), started at left tackle in his Titans debut.

2022 (12/0, 3/0 - Philadelphia): Played as a reserve in 12 regular season contests and all three postseason games, including Super Bowl LVII. Placed on injured reserve on Sept. 6 and missed the first five games of the season before being activated on Oct. 15.

2021 (15/5, 1/0 - Philadelphia): Saw action in 15 games, starting a career-high five contests at left tackle. Blocked for a unit that helped the team lead the league in rushing offense (159.7 avg.), rushing touchdowns (25) and explosive plays (163). The Eagles established single-season franchise marks in rushing yards (2,715) and third-down percentage (45.7 percent). Missed two games while on the reserve/COVID-19 list.

2020 (0/0 - Philadelphia): Entered training camp as the projected starting left tackle, but suffered a season-ending injury and was placed on injured reserve on Sept. 3 missing the entire campaign.

2019 (16/4, 1/0 - Philadelphia): Played in all 16 games as a rookie. Started four contests (three at left tackle, one at right tackle). Saw action as a reserve in his first career postseason contest. Made his first career NFL start at Dallas (10/20/19).

COLLEGE:

• Appeared in 42 career games with 39 starts at left tackle at Washington State. Was a two-time All-Pac-12 selection.
• As a senior (2018), started all 13 games at left tackle, allowing just a sack and 13 total pressures in 722 pass-blocking snaps (per Pro Football Focus). Earned All-America honors and first-team All-Pac-12 accolades.
• As a junior (2017), started all 13 games at left tackle and was named All-Pac-12 honorable mention.
• As a sophomore (2016), received second-team All-Pac-12 recognition from Pro Football Focus after starting all 13 games at left tackle.
• As a freshman (2015), saw action as a reserve in three games at left tackle.
• Redshirted during the 2014 season.
• Earned a bachelor's degree in social science from Washington State.

PERSONAL:

• Attended Woodinville (Wash.) High School, where he was named All-KingCo first team and KingCo 4A Credit Division Offensive Lineman of the

Year as a senior.

- Named to The Seattle Times All-Area first team and was named a red chip prospect, one of Washington's top-16 prospects by The Seattle Times.
- Follow Dillard on Instagram at @andredillard_.
- List of favorites: (music) Metal; (athlete growing up) Shaquille O'Neal; (food) cheeseburger and fries; and (other sport) golf.
- Born Andre Dillard on Oct. 3, 1995 in Woodinville, Wash.

ANDRE DILLARD'S NFL STATISTICS

REGULAR SEASON

Year	Team	GP	GS
2019	Philadelphia	16	4
2020	Philadelphia	0	0
2021	Philadelphia	15	5
2022	Philadelphia	12	0
2023	Tennessee	1	1
NFL Totals		44	10

PLAYOFFS

Year	Team	GP	GS
2019	Philadelphia	1	0
2021	Philadelphia	1	0
2022	Philadelphia	3	0
NFL Totals		5	0

Starts Breakdown:

2019 - LT 3, RT 1; 2021 - LT 5; 2023 - LT 1



14 COLTON DOWELL

WIDE RECEIVER • 6'3" • 212 LBS • COLLEGE: TENNESSEE-MARTIN
ACQUIRED: 7TH ROUND - 2023
NFL EXPERIENCE (NFL/TITANS): ROOKIE • HOMETOWN: LEBANON, TEN.
GAMES PLAYED/GAMES STARTED: 0/0 (PLAYOFFS: 0/0)



PRO: The Titans selected Colton Dowell in the seventh round (228th overall) of the 2023 NFL Draft. The 6-foot-3-inch, 212-pound possesses a unique blend of size, speed, ball skills and explosiveness that creates opportunity to compete at the NFL level. The Lebanon, Tenn., native played six seasons at UT Martin (2017-22) where he saw action in 47 games with 34 starts, recording 177 receptions for 2,796 yards and 19 touchdowns.

CAREER HIGHLIGHTS:

- Dowell was named first-team All-OVC and to The Bluebloods all-conference first team his senior year after tallying 67 receptions for 1,036 yards and six touchdowns.
- Broke all-time receiving yards mark at UT Martin finishing his career with 2,796 yards while ranking third in school history with 19 touchdowns and 177 receptions.
- Became just the fourth player in program history to eclipse 1,000 receiving yards in a season.

TITANS TIDBITS:

- Dowell's hidden talents are that he can juggle and play the guitar.
- Growing up in Lebanon, Tenn., Dowell was a fan of the Titans, attending training camp practices at Ascension Saint Thomas Sports Park and games at Nissan Stadium.

CAREER TRANSACTIONS:

- The Lebanon, Tenn., native was selected by the Titans in the seventh round (228th overall) of the 2023 NFL Draft.

SEASON RECAPS:

2023 (0/0):

- At New Orleans (9/10), was inactive.

COLLEGE:

During six seasons at Tennessee-Martin, Dowell appeared in 47 games with 34 starts and recorded 177 receptions for 2,796 yards and 19 touchdowns. Named first-team All-OVC in 2020 and 2022 and second team All-OVC in 2019 and 2021. Registered 11 career 100-yard receiving games. He became UT-Martin's all-time leader in receiving yards.

AS A GRADUATE (2022), started all 11 games for the Skyhawks at wide receiver. Tallied 67 receptions for 1,036 yards and six touchdowns to lead the team to an OVC Championship. Became the fourth player in program history to eclipse 1,000 receiving yards in a season. Averaged 15.5 yards per reception and 94.7 all-purpose yards per game. Ranked amongst FCS leaders in receiving yards per game (ninth), receiving yards (13th), and receptions per game (19th). Ranked among OVC leaders in receptions (second), receiving yards (second), receiving yards per game (second) and touchdowns (fourth).

- Against Western Illinois (9/1), had seven receptions for 100 yards and one touchdown.
- At Missouri State (9/8), led the team with 10 receptions for 159 receiving yards with one touchdown.
- At Murray State (10/8), posted a career-best 12 receptions for 172 yards.
- At Tennessee (10/22), totaled seven receptions for 112 yards.
- At Houston Christian (10/29), posted six receptions for 141 yards for his third consecutive 100-yard receiving game and fourth of the season.
- Against Eastern Illinois (11/19), tallied four receptions for 118 yards and

one touchdown. It was his fifth 100-yard receiving game of the season and 11th of his career.

AS A SENIOR (2021), started six games for the Skyhawks before suffering a season-ending injury. Tallied 22 receptions for 398 yards and two touchdowns. Was named to All-OVC second team. Helped team to OVC Championship and second round berth in FCS NCAA Division 1 playoffs. Averaged 18.1 yards per catch to lead the OVC and 66.3 yards per game to rank third in the OVC.

- Against Western Kentucky (9/2), hauled in a season-high 102 receiving yards with one touchdown on six receptions.
- At No. 9 ranked Jacksonville State (9/25), tallied six receptions for 84 yards and one touchdown.

AS A JUNIOR (2020), started all seven games. Led the team with 40 receptions for 459 yards and four touchdowns. Ranked among OVC leaders in receptions (first), receiving yards (second), touchdowns (second), receptions per game (5.7, second) and receiving yards per game (65.6, third). Ranked 21st nationally in both receiving touchdowns and receiving yards. Named to All-OVC first team and OVC Commissioner's Honor Roll.

- Against Jacksonville State (3/14), tallied five receptions for 59 yards and one touchdown.
- Against Southeast Missouri (4/3), recorded seven receptions for 59 yards for two touchdowns, his second multi-touchdown game.
- Against Tennessee Tech (4/11), totaled six receptions for 105 yards.

AS A SOPHOMORE (2019), played in 12 games with 10 starts between wide receiver and tight end. Recorded 38 receptions for 765 yards and four touchdowns. Average 20.1 yards per catch and 64.0 all-purpose yards per game. Tabbed to HERO Sports Sophomore All-American honorable mention squad, All-OVC second team and Phil Steele All-OVC first team.

- Against Northwestern State (8/29), had one reception for a 39-yard touchdown in the opening game of the season.
- At Tennessee Tech (10/12), recorded five receptions for then career-best 154 yards and two touchdowns. It was the first multi-touchdown and first 100-yard receiving game of his career
- At Southeast Missouri (10/26), totaled three receptions for 104 yards.
- Against Jacksonville State (11/2), recorded five receptions for 117 yards and one touchdown.
- At Austin Peay (11/9), had six receptions for 111 yards, his third consecutive 100-yard receiving game.

AS A REDSHIRT FRESHMAN (2018), played in 11 games and compiled 10 receptions for 138 yards and three touchdowns.

AS A FRESHMAN (2017), redshirted and did not see any game action.

- Graduated from Tennessee-Martin with a degree in exercise science in December of 2021.

PERSONAL:

- Attended Wilson Central High School (Tenn.) and played for coach Brad Dedman. Guided the Wildcats to a 8-3 record with a playoff berth in 2016.
- Tallied 44 receptions for 799 yards and five touchdowns. Averaged 18.2 yards per catch and notched three 100-yard receiving games.
- Named to the Region 6-3A all-region squad.
- Played in the 2016 Toyota East vs. West All-Star Game.
- Son of Chris and Tracy Dowell. Has one older brother named Coleby.

- Follow Jones on Twitter at @ColtonDowell2 and Instagram at @colton_dowell15
- Born Colton Davis Dowell on Apr. 19, 1999 in Lebanon, Tenn.

COLTON DOWELL'S COLLEGE STATISTICS

Year	Team	GP	GS	RECEIVING					RUSHING				
				No	Yds	Avg	Lg	TD	Att	Yds	Avg	Lg	TD
2018	UT-Martin	11	0	10	138	13.8	28	3	0	0	-	0	0
2019	UT-Martin	12	10	38	765	20.1	73	4	1	3	3.0	3	0
2020	UT-Martin	7	7	40	459	11.5	50	4	0	0	-	0	0
2021	UT-Martin	6	6	22	398	18.1	56	2	0	0	-	0	0
2022	UT-Martin	11	11	67	1,036	15.5	54	6	1	6	6.0	6	0
College Totals		47	34	146	2,796	15.8	73	19	2	9	4.5	6	0

Single-Game Highs

Receptions - 12 at Murray State (10/8/22)
 Receiving Yards - 172 at Murray State (10/8/22)
 Long Reception - 73 at Tennessee Tech (10/12/19)
 Receiving Touchdowns - 2 (Twice, last against Southeast Missouri 4/3/21)

COLTON DOWELL'S GAME-BY-GAME

2023 Tennessee Titans				RECEIVING									
Date	Opp.	W/L	P/S	No	Yds	Avg	Lg	TD					
Sept 10	@ NO	L	IA						Dec 3		Ind		
Sept 17	LAC								Dec 11	@	Mia		
Sept 24	@ Cle								Dec 17		Hou		
Oct 1	Cin								Dec 24		Sea		
Oct 8	@ Ind								Dec 31	@	Hou		
Oct 15	Bal								Jan 6/7		Jax		
Oct 29	Atl								Totals			0-1	0/0
Nov 2	@ Pit											0	0
Nov 12	@ TB											-	0
Nov 19	@ Jax											0	0
Nov 26	Car												

COLTON DOWELL'S NFL STATISTICS

REGULAR SEASON		RECEIVING							RUSHING				
Year	Team	GP	GS	No	Yds	Avg	Lg	TD	Att	Yds	Avg	Lg	TD
2023	Tennessee	0	0	0	0	-	0	0	0	0	-	0	0
NFL Totals		0	0	0	0	-	0	0	0	0	-	0	0

Single-Game Highs

Receptions -
 Receiving Yards -
 Long Reception -
 Receiving Touchdowns -

Additional Statistics

Special Teams Tackles -



79 JAELYN DUNCAN

OFFENSIVE LINE • 6'6" • 306 LBS • COLLEGE: MARYLAND
ACQUIRED: 6TH ROUND - 2023 NFL EXPERIENCE (NFL/TITANS): ROOKIE
HOMETOWN: NEW CARROLLTON, MD.
GAMES PLAYED/GAMES STARTED: 0/0 (PLAYOFFS: 0/0)



PRO: The Titans selected Jaelyn Duncan in the sixth round (186th overall) of the 2023 NFL Draft. The 6-foot-6-inch, 306-pounder brings quick feet and patient hands to the trenches of the offensive line. The New Carrollton, Md., native appeared in 42 games with 39 starts at left tackle over five seasons at Maryland.

TITANS TIDBITS:

- Growing up, Duncan didn't play organized sports and wasn't introduced to football until he was a freshman at Northern High School. As a freshman, Duncan played travel football for the Patuxent Rhinos 15-U team. He then joined the varsity team at Northern as a sophomore where he played until transferring for his senior year to St. Frances Academy, a Catholic high school in Baltimore with many high-profile recruits.
- Duncan said he relied on his sheer physical advantages until his redshirt freshman year of college when he really began to understand and implement different techniques into his game.
- Duncan and Titans first-round draft pick Peter Skoronski faced off in the Big Ten, worked out together and share the same trainer. Duncan will also be reuniting with Maryland alums Chig Okonkwo and Sam Okuyinonu.

CAREER TRANSACTIONS:

- The New Carrollton, Md., native was selected by the Tennessee Titans in the sixth round (186th overall) of the 2023 NFL Draft.

SEASON RECAPS:

2023 (0/0):

- At New Orleans (9/10), was inactive.

COLLEGE:

In five seasons at Maryland (2018-22), Duncan appeared in 42 games with 39 starts. A four-year starter on the offensive line, Duncan won the starting left tackle position one game into his redshirt freshman campaign. Was named Honorable Mention All-Big Ten three times during his career (2020-22).

AS A SENIOR (2022), started all 12 games he appeared in. Blocked for a Maryland passing offense that ranked third in the Big Ten in 2022 by averaging 259.8 yards per game in the air. Participated in the Reese's Senior Bowl and was chosen to participate in the NFL Combine. Named Honorable Mention All-Big Ten.

AS A JUNIOR (2021), appeared in all 13 games with 11 starts at left tackle. Part of Pro Football Focus Offensive Line of the Week for efforts against Kent State (9/25). Blocked for the record-setting pass offense, which set a program record for most passing yards in a season with 3,960. Protected Taulia Tagovailoa, who broke program records in passing yards (3,860), passing touchdowns (26), completions (328), completion percentage (69.2%) and 300-yard passing games (seven). Named Honorable Mention All-Big Ten.

AS A SOPHOMORE (2020), started all five games, one of only six Terps to play in all five contests. Helped block for Big Ten's second-highest ranked passing offense, averaging 264 yards per game. Opened holes for Jake Funk, who averaged 8.60 yards per carry, the second-highest average in the FBS. Protected for Taulia Tagovailoa, who threw for 1,011 yards in just four games, including the 10th highest passing total in a single game in program history with 394 in win over Minnesota (10/30). Named Honorable Mention All-Big Ten.

AS A REDSHIRT FRESHMAN (2019), appeared in all 12 games, starting in the final 11 at left tackle. Blocked for a running back tandem in Javon Leake and Anthony McFarland Jr., who were one of only two duos on power five teams in the country to both have seven rushing touchdowns. Blocked for Javon Leake, who averaged 7.2 yards per carry, the fourth-highest total of the country. Contributed to an offense that had three games scoring over 45 points. Blocked for the second-most points in Maryland history with 79 vs Howard (8/31).

- Redshirted in 2018.
- Graduated in December of 2022 with a degree in family science from Maryland.

PERSONAL:

- Attended Northern (Md.) High School for his first three years of high school before transferring to St. Francis for his senior year.
- Earned Baltimore Sun first-team All-Metro honors at left tackle after helping the Panthers to a 13-0 record against local and national opponents. and the MIAA A Conference Championship.
- Was a 4-star recruit and ranked third overall in the state of Maryland according to ESPN. A 2017 Under Armour All-American.
- Chose the University of Maryland over many other schools so that he could stay close to friends and family.
- Son of Tamika Duncan.
- Has one daughter named Ava.
- Follow Duncan on Twitter at @king_jay70 and Instagram at @__bigdawgjay__
- Born Jaelyn Alexander Duncan on July 8, 2000 in Silver Springs, Md.

JAELYN DUNCAN'S COLLEGE STATISTICS

REGULAR SEASON

Year	Team	GP	GS
2018	Maryland	Redshirt	
2019	Maryland	12	11
2020	Maryland	5	5
2021	Maryland	13	11
2022	Maryland	12	12
College Totals		42	39

Starts Breakdown:

2019 - LT 11; 2020 - LT 5; 2021 - LT 11;
2022 - LT 12

JAELYN DUNCAN'S NFL STATISTICS

REGULAR SEASON

Year	Team	GP	GS
2023	Tennessee	0	0
NFL Totals		0	0

Starts Breakdown:



6 NICK FOLK

**KICKER • 6'1" • 225 LBS • COLLEGE: ARIZONA
ACQUIRED: TRADE (NE) - 2023 • NFL EXPERIENCE (NFL/TITANS): 16/1
HOMETOWN: SHERMAN OAKS, CALIF.
GAMES PLAYED/GAMES STARTED: 212/0 (PLAYOFFS: 6/0)**



Pro Bowl: 2007

PRO: The Titans acquired Nick Folk prior to the start of the 2023 regular season to add stability and veteran experience to the kicking game. Prior to arriving in Tennessee, the 6-foot-1-inch, 225-pounder appeared in 211 games over 15 seasons with the Dallas Cowboys (2007-09), N.Y. Jets (2010-16), Tampa Bay Buccaneers (2017) and New England Patriots (2019-22). The University of Arizona product became the 35th NFL player to reach 300 career field goals and he holds the NFL record with 64 consecutive regular season field goals made under 50 yards.

CAREER HIGHLIGHTS:

- Enters the 2023 season tied with Eddie Money for 23rd in NFL history with 353 career field goals and ranks fifth among active kickers.
- Is one of six NFL players to have at least five seasons with 30 field goals.
- Enters the 2023 season with a streak to 60 straight field goals made under 40 yards. The NFL record for most consecutive field goals made under 40 yards is 70 by Baltimore's Justin Tucker (2016-20).
- Holds the NFL record with 64 consecutive regular season field goals made under 50 yards.

TITANS TIDBITS:

- Folk is a dual citizen of both the United States and Germany.
- Folk's mother is a direct descendant of William Bradford, an original Mayflower passenger and governor of Plymouth Colony.
- The Children's Tumor Foundation has a special place in Folk's heart. His cousin, Blake, has neurofibromatosis (NF), a genetic disorder that causes tumors to grow on nerves throughout the body. The term NF represents three distinct disorders: NF1, NF2 and schwannomatosis. For Blake, his NF impacts him most where his optic nerves cross in his brain. He currently has five brain tumors. Though NF affects over 2.5 million people worldwide, it is still relatively unknown in the general public. The Children's Tumor Foundation's MAKE NF VISIBLE campaign brings awareness and inclusion to all NF patients. Those with visible signs of NF struggle to be seen as more than just their NF, while patients whose NF is invisible struggle to make others understand. MAKE NF VISIBLE is about seeing NF, and seeing the person living with it. Learn more at makenfvisible.org.

CAREER TRANSACTIONS:

- The Sherman Oaks, Calif., native was originally selected by the Dallas Cowboys in the sixth round (178th overall) of the 2007 NFL Draft.
- Waived by the Cowboys on Dec. 22, 2009.
- Signed by the N.Y. Jets as a free agent on Feb. 23, 2010.
- Released by the Jets on Feb. 24, 2017.
- Signed by the Tampa Bay Buccaneers as a free agent on March 20, 2017.
- Released by the Buccaneers on Feb. 22, 2018.
- Signed by the New England Patriots as a free agent on Oct. 30, 2019.
- Released by the Patriots on Nov. 29, 2019 and re-signed by the team on Dec. 7, 2019.
- Released by the Patriots on Sept. 5, 2020 and signed to the team's practice squad a day later.
- Activated from the practice squad to the active roster standard elevation on Sept. 12, 2020.
- Signed by the Patriots to their active roster from the practice squad on Sept. 16, 2020.
- Released by the Patriots on Aug. 31, 2021 and signed to the team's practice squad a day later.
- Activated from the practice squad to the active roster standard elevation

on Sept. 11, 2021.

- Activated from the practice squad to the active roster standard elevation on Sept. 18, 2021.
- Signed by the Patriots to their active roster from the practice squad on Sept. 21, 2021.
- Traded by the Patriots to the Titans on Aug. 29, 2023 in exchange for a 2025 seventh-round pick.

SEASON RECAPS:

2023 (1/0 - Tennessee):

- At New Orleans (9/10), made his Titans debut and connected on all five of his field goals (50, 27, 31, 45, 29) with tied his career-high mark. Gave the Titans an early 3-0 lead with a 50-yard field goal in the opening quarter. Increased the Titans lead to 6-3 with a 27-yard field goal in the opening stanza. Nailed a 31-yard field goal to give the Titans a 9-6 halftime advantage. Cut the Saints' lead to 16-12 with a 45-yard field goal early in the fourth quarter. Connected on a 29-yard field goal to pull the Titans to within one at 16-15 with 2:20 remaining in the game.

2022 (17/0 - New England): Played in all 17 games and made 32 of 37 field goal attempts and 32 of 35 extra point attempts for 128 total points. Kicked five field goals in two games: against Detroit (10/9) and at the N.Y. Jets (10/30). Was AFC Special Teams Player of the Week for his performance against the Jets.

- At Cleveland (10/16), extended his NFL record to 64 straight field goals made under 50 yards with a 19-yard field goal in the first quarter, but the streak ended in the fourth quarter with a 45-yard field goal that was wide right. It was Folk's first miss from inside the 50-yard line since a 45-yard field goal attempt in the 2020 season-opener against Miami on Sept. 13.
- At Buffalo (1/8), made a 24-yard field goal in the third quarter to extend his streak to 60 straight field goals made under 40 yards. His last miss under 40 yards was a 31-yard field goal attempt on Oct. 12, 2017 against New England when he played for Tampa Bay.

2021 (17/0, 1/0 - New England): Began the season on the practice squad. Was elevated to the active roster for the first two games before being signed to the 53-man roster on Sept. 21. Played in all 17 regular season games and recorded an NFL-leading 150 points (tied with Daniel Carlson of the Raiders). Finished the season 36 of 39 on field goals and 42 of 47 on extra points. His 92.3 conversion rate was the second-highest of his career, behind the 92.9 mark he set in 2020. Had a career-high 36 field goals, which was second in the NFL. Tied the team record for most 50-yard field goals in a season with five 50-yard field goals. Had four or more field goals in a game five times. Became the 35th NFL player to reach 300 career field goals.

- Against Tampa Bay (10/3), set the Patriots team-record with 36 consecutive field goals with a 27-yarder before missing a 56-yarder with under a minute to go in the game, ending his streak. The 36 straight field goals are tied for the sixth-longest streak in NFL history.
- At Houston (10/10), connected on all four field goals in the victory (52, 52, 32 and 21) and earned AFC Special Teams Player of the Week for his performance.
- Against Tennessee (11/28), connected on five of six field goals (22, 37, 44, 28 and 52) and set a career-high with 18 total points.

2020 (16/0 - New England): Initially began the season on the practice squad before being added to the 53-man roster prior to the season opener. Played in all 16 games and finished the season 26 of 28 on field goals and 30 of 33 on extra points. The 92.9 field goal conversion rate marked

the highest percentage of his career and the third-highest in team history. Finished the season with 26 consecutive made field goals. After missing his first two field goals of the season, Folk did not miss, marking the second-longest field goal streak in team history and the longest streak in his career. Became the first kicker in NFL history to kick two game-winning field goals as time expired in a single season in NFL history. Kicked a 51-yarder at N.Y. Jets (11/9) and a 50-yarder vs. Arizona (11/29) with no time left to win both contests.

- At N.Y. Jets (11/9), lifted the Patriots to a 30-27 win with a 51-yard field as time expired, the longest game-winning field goal as time expired in team history. Went three for three on field goals overall and made all three extra point attempts. Was named AFC Special Teams Player of the Week.
- Against Arizona (11/29), successfully made both extra point attempts and went two for two on field goals, including a game-winning, walk-off 50-yard field goal as time expired in the win. Was named AFC Special Teams Player of the Week.

2019 (7/0, 1/0 - New England): Appeared in seven regular season games with the Patriots and successfully converted 14 of 17 field goal attempts and all 12 extra point tries. Was released on Nov. 29 and re-signed on Dec. 7. Saw action in the playoff contest and connected on both field goals and an extra point.

- At Baltimore (11/3), made his Patriots debut and booted both field goals (22, 19) and made both extra points he attempted in the loss.
- At Philadelphia (11/17), made all three field goals he attempted (35, 22, 39) in the win.
- Against Buffalo (12/21), connected on all four kicks he attempted with three field goals (36, 51, 20) and one extra point in the win. The 51-yard field goal in the third quarter was his season-long.
- Against Tennessee (1/4), made both field goals (36, 21) he attempted and an extra point in the AFC Wild Card loss.

2018 (0/0): Was out of the National Football League. Spent the 2019 NFL offseason with the Arizona Hotshots of the Alliance of American Football.

2017 (4/0 - Tampa Bay): Played in four games for the Buccaneers and converted six of 11 field-goals and seven of nine extra points before suffering a season-ending injury. Placed on injured reserve on Oct. 9 and missed the final 12 contests.

2016 (16/0 - N.Y. Jets): Played in all 16 games and made 27 of 31 field goals and 24 of 26 extra points. Posted five games of three or more made field goals.

- At Buffalo (9/15), registered a season-high 13 points, including tying a season-high with four extra points.
- Against New England (11/27), connected on a season-long 51-yard field goal.

2015 (8/0 - N.Y. Jets): Appeared in eight games for the Jets and converted 13 of 16 field goals and all 19 extra points. Was placed on season-ending injured reserve on Nov. 10.

- At New England (10/25), connected on all three field-goal attempts and both extra-point attempts for a season-high 11 points, including a season-long 55-yard field goal.

2014 (16/0 - N.Y. Jets): Played in all 16 games and successfully made 32 of 39 field goal attempts and all 23 extra points. Had five games of three or more made field goals.

- Against Buffalo (10/26), booted a season-long 55-yard field goal.
- At Minnesota (12/7), connected on a career-high five field goals and an extra point for a season-high 16 points.

2013 (16/0 - N.Y. Jets): Saw action in all 16 games and converted 33 of 36 field goals and all 27 extra points for 126 points scored. Had five games of three or more made field goals.

- Against Tampa Bay (9/8), was named AFC Special Teams Player of the Week after successfully booting an extra point and three field goals, including a late-game winner in the season-opening win.
- Against New Orleans (11/3), posted a season-high 14 points on four field-goals and two extra points, earning AFC Special Teams Player of the Week for his efforts.
- At Carolina (12/15), kicked a season-long 54-yard field goal.

2012 (16/0 - N.Y. Jets): Played in all 16 games and converted 21 of 27 field goals and all 30 extra points attempted, finishing the season with 93

points.

- Against Buffalo (9/9), tied a career-high with six extra points made and kicked two field goals in the season-opening win.
- At New England (10/21), tallied a season-high 14 points by connecting on all four field goal attempts and two extra points. Kicked a season-long 54-yard field goal.

2011 (16/0 - N.Y. Jets): Kicked in all 16 games and finished the season making good on 19 of 25 field goals and 44 of 44 on extra points for 101 points.

- Against Jacksonville (9/18), posted a season-high 12 points scored on three field goals and three extra points made.
- At Washington (12/4), booted a season-long 51-yard field goal in the win.

2010 (16/0, 3/0 - N.Y. Jets): Played in all 16 regular season contests and successfully converted 30 of 39 field goals and all 37 extra points, tallying 127 points. Saw action in all three playoff games and converted two of three field goals and all eight extra-point attempts.

- Against Minnesota (10/11), notched a single-game career-high 17 points after kicking five field goals and two extra points in the win. His five field goals made also tied a career high.
- At Denver (10/17), booted a career-long 56-yard field goal.

2009 (14/0 - Dallas): Appeared in 14 games for the Cowboys and converted 18 of 28 field-goal attempts and all 36 extra points, finishing the season with 90 points. Released by Dallas on Dec. 22.

- Against Atlanta (10/25), tallied a season-high 13 points on three made field goals and four extra points in the win.

2008 (16/0 - Dallas): Played in all 16 games for the Cowboys, scoring 102 points on 20 of 22 field goals and all 42 extra points attempted.

- Against San Francisco (11/23), registered a season-high 15 points on four made field goals and three extra points in the win.

2007 (16/0, 1/0 - Dallas): Kicked in all 16 regular season games as a rookie for the Cowboys, posting 131 points on 26 of 31 field goals and 53 of 53 extra points. Successfully converted one field goal and two extra points in the divisional playoffs. Earned Pro Bowl honors and was named to the PFWA All-Rookie Team.

- Against N.Y. Giants (9/9), made his NFL debut and made a single-game career-high six extra points in the season-opening win. Also made one field goal.
- At Buffalo (10/8), named NFC Special Teams Player of the Week for converting all four field-goal attempts and an extra points in the win.

COLLEGE:

- Played collegiately at Arizona, where he made 30 of 47 field goals, with a long of 53 yards. Also went 79 of 81 on extra points.
- Also had 96 punts for 4,242 yards (44.2 avg.), including a long of 61 yards.
- As a senior (2006), earned first-team All-Pac-10 honors after hitting on 15 of 20 field goal attempts, with a long of 52 yards.
- Earned honorable mention All-Pac-10 honors as a junior (2005), making 31 of 33 extra points and seven of 11 field goals.
- Won the starting kicking job as a sophomore for the Wildcats (2004) and earned All-Pac-10 honorable mention after making eight of 13 field goal attempts and all 18 of his extra points.
- As a redshirt freshman (2003), played in 10 games and took over as the placekicker in the last four contests.
- Majored in marketing at Arizona.

PERSONAL:

- Attended Notre Dame High School (Sherman Oaks, Calif.), where he was named to the All-California Interscholastic Federation Southern Section second-team kicker and first-team punter.
- Finished his prep career by hitting five-of-nine field goal attempts, including a long of 52 yards.
- Lettered four years in football and soccer.
- Was named to All-Mission League Academic Team and won the Scholar-Athlete Award.
- Married to wife, Julianne.
- Follow Folk on Instagram and Twitter @nickfolk2.
- Born Nicholas Alexander Folk on Nov. 5, 1984 in Los Angeles, Calif.

NICK FOLK'S TITANS GAME-BY-GAME

2023 Tennessee Titans

Date	Opp	W/L	PAT		FG			1-19		20-29		30-39		40-49		50+		LG	Pts	Kick-by-Kick	Kickoffs					
			Ma	Att	Ma	Att	Pct	Ma	Att	Ma	Att	Ma	Att	Ma	Att	Ma	Att				No	InEZ	TB	PctTB		
Sept 10	@ NO	L	0	0	5	5	100.0	0	0	2	2	1	1	1	1	1	1	50	15	50, 27, 31, 45, 29	6	2	1	16.7		
Sept 17	LAC																									
Sept 24	@ Cle																									
Oct 1	Cin																									
Oct 8	@ Ind																									
Oct 15	Bal																									
Oct 29	Atl																									
Nov 2	@ Pit																									
Nov 12	@ TB																									
Nov 19	@ Jax																									
Nov 26	Car																									
Dec 3	Ind																									
Dec 11	@ Mia																									
Dec 17	Hou																									
Dec 24	Sea																									
Dec 31	@ Hou																									
Jan 6/7	Jax																									
Totals			0-1	0	0	5	5	100.0	0	0	2	2	1	1	1	1	1	1	1	50	15		6	2	1	16.7

NICK FOLK'S NFL STATISTICS

REGULAR SEASON			PAT		FG			1-19		20-29		30-39		40-49		50+		Kickoffs					
Date	Team	GP	Ma	Att	Ma	Att	Pct	Ma	Att	Ma	Att	Ma	Att	Ma	Att	Ma	Att	LG	Pts	No	InEZ	TB	PctTB
2007	Dallas	16	53	53	26	31	83.9	0	0	10	12	7	7	7	7	2	5	53	131	93	18	4	4.3
2008	Dallas	16	42	42	20	22	90.9	0	0	1	1	7	8	10	11	2	2	52	102	73	8	0	0.0
2009	Dallas	14	36	36	18	28	64.3	1	1	5	6	6	7	5	12	1	2	51	90	0	0	0	-
2010	N.Y. Jets	16	37	37	30	39	76.9	1	1	10	11	14	16	3	6	2	5	56	127	81	18	7	8.6
2011	N.Y. Jets	16	44	44	19	25	76.0	0	0	5	6	6	6	5	7	3	6	51	101	79	49	17	21.5
2012	N.Y. Jets	16	30	30	21	27	77.8	0	0	7	8	6	8	5	7	3	4	54	93	66	42	12	18.2
2013	N.Y. Jets	16	27	27	33	36	91.7	0	0	8	8	10	11	12	14	3	3	54	126	72	52	30	41.7
2014	N.Y. Jets	16	23	23	32	39	82.1	0	0	13	13	7	7	9	13	3	6	55	119	68	48	21	30.9
2015	N.Y. Jets	8	19	19	13	16	81.3	0	0	2	2	6	6	3	6	2	2	55	58	37	10	13	35.1
2016	N.Y. Jets	16	24	26	27	31	87.1	0	0	12	13	10	11	3	3	2	4	51	105	69	33	39	56.5
2017	Tampa Bay	4	7	9	6	11	54.5	0	0	2	2	1	2	2	5	1	2	50	25	17	3	13	76.5
2019	New England	7	12	12	14	17	82.4	1	1	5	5	3	3	4	7	1	1	51	54	1	0	0	0.0
2020	New England	16	30	33	26	28	92.9	0	0	6	6	7	7	11	12	2	3	51	108	3	0	0	0.0
2021	New England	17	42	47	36	39	92.3	0	0	9	9	11	11	11	11	5	8	53	150	10	6	4	40.0
2022	New England	17	32	35	32	37	86.5	1	1	9	9	8	8	10	14	4	5	54	128	32	10	3	56.2
2023	Tennessee	1	0	0	5	5	100.0	0	0	2	2	1	1	1	1	1	1	50	15	6	2	1	16.7
NFL Totals		212	458	473	358	431	83.1	4	4	106	113	110	119	101	136	37	59	56	1,532	707	299	164	23.2

PLAYOFFS			PAT		FG			1-19		20-29		30-39		40-49		50+		Kickoffs					
Date	Team	GP	Ma	Att	Ma	Att	Pct	Ma	Att	Ma	Att	Ma	Att	Ma	Att	Ma	Att	LG	Pts	No	InEZ	TB	PctTB
2007	Dallas	1	2	2	1	1	100.0	0	0	0	0	1	1	0	0	0	0	34	5	4	0	0	0.0
2010	N.Y. Jets	3	8	8	2	3	66.7	0	0	0	0	1	2	1	1	0	0	42	14	12	3	1	8.3
2019	New England	1	1	1	2	2	100.0	0	0	1	1	1	1	0	0	0	0	36	7	0	0	0	-
2021	New England	1	2	2	1	1	100.0	0	0	0	0	0	0	1	1	0	0	44	5	2	0	0	0.0
Playoff Totals		6	13	13	6	7	85.7	0	0	1	1	3	4	2	2	0	0	44	31	18	3	1	5.6

Single-Game Highs

Field Goals Made - 5 (Five times, last at N.Y. Jets 10/30/22)
 Field Goal Attempts - 6 vs. Tennessee (11/28/21)
 Longest Field Goal - 56 at Denver (10/17/10)
 PATs Made - 6 (Five times, last vs. Cleveland 11/14/21)
 PATs Attempted - 7 vs. N.Y. Jets (10/24/21)
 Points - 18 vs. Tennessee (11/28/21)
 Special Teams Tackles - 1 (2007), 1 (2008), 1 (2010), 1 (2016)

Playoff Single-Game Highs

Field Goals Made - 2 vs. Tennessee (1/4/20)
 Field Goal Attempts - 2 vs. Tennessee (1/4/20)
 Longest Field Goal - 44 at Buffalo (1/15/22)
 PATs Made - 4 at New England (1/16/11)
 PATs Attempted - 4 at New England (1/16/11)
 Points - 7 vs. Tennessee (1/4/20)

Game-Winning Field Goals (11)*

10/8/07 at Buffalo (53 yards)
 11/7/10 at Detroit (30 yards, OT)
 9/11/11 vs. Dallas (50 yards)
 9/23/12 at Miami (33 yards, OT)
 9/8/13 vs. Tampa Bay (48 yards)
 10/7/13 at Atlanta (43 yards)
 10/20/13 vs. New England (42 yards, OT)
 10/1/17 vs. N.Y. Giants (34 yards)
 11/9/20 at N.Y. Jets (51 yards)
 11/29/20 vs. Arizona (50 yards)
 10/10/21 at Houston (21 yards)

Playoff Game-Winning Field Goals (1)*

1/8/11 at Indianapolis (32 yards)

* A game-winning field goal is defined as one that was the final score of the game and gave the kicker's team the lead at any time in the fourth quarter or overtime.



26 KRISTIAN FULTON

CORNERBACK • 5'11" • 197 LBS • COLLEGE: LOUISIANA STATE
ACQUIRED: 2ND ROUND - 2020 • NFL EXPERIENCE (NFL/TITANS): 4/4
HOMETOWN: NEW ORLEANS, LA.
GAMES PLAYED/GAMES STARTED: 31/27 (PLAYOFFS: 2/1)



PRO: The Titans selected Kristian Fulton with the 61st overall pick in the second round of the 2020 NFL Draft. The 5-foot-11 inch, 197-pound defender displays excellent speed when defending vertical routes and has the versatility to play both outside and in the slot. In his first three NFL seasons, Fulton appeared in 30 games with 26 starts and tallied 104 tackles, one sack, four interceptions and 20 passes defended. The New Orleans, La., native helped guide Louisiana State to a CFP National Championship title as a senior in 2019.

CAREER HIGHLIGHTS:

- In 2022, Fulton saw action in 11 games and posted a career-high 48 tackles to go along with an interception, three stops for loss, five passes defended, a forced fumble and a fumble recovery.
- In 2021, Fulton recorded career-highs in games played (13), games started (13), interceptions (2), and led the team in passes defended (14), which also tied for 11th place in the NFL.

TITANS TIDBITS:

- Fulton and his older brother, Keith, opened an urban-wear boutique in Nashville called "The Trenches," in March 2021. The store, which is located on Buchanan Street, features a unique blend of fashion, footwear and art. None of the clothing brands in The Trenches are mainstream names. Instead, the store features rising designers from New Orleans and other cities across the country. A large variety of sneakers make up another part of the boutique's unique formula.
- During the 2023 offseason, Fulton visited the Nike World Headquarters in Beaverton, Ore., as a part of the NFL Career Tours initiative. The group of 15 players learned about the company's product development, marketing and branding, while touring Nike's state-of-the-art campus.
- Fulton's older brother, Keith, played wide receiver at Louisiana State. Kristian and Keith were teammates in 2018.
- Fulton wears jersey No. 26 to fuel his competitive fire. "It just reminds me every day that I had eight corners selected before me," Fulton told the Official Titans Podcast. Two plus six equals eight, "So, if you add it up, it's a reminder for me every day."
- His grandfather, Louis Fulton, passed away from coronavirus complications on April 6, 2020, just 18 days before Fulton was drafted.
- Fulton was college roommates with current Titans wide receiver Racey McMath while they were at Louisiana State.

CAREER TRANSACTIONS:

- The New Orleans, La., native was selected by the Titans in the second round (61st overall) of the 2020 NFL Draft.

SEASON RECAPS:

2023 (1/1):

- At New Orleans (9/10), started at cornerback and notched two tackles.

2022 (11/11): Started 11 games at cornerback and registered a career-high 48 tackles to go along with an interception, three stops for loss, five passes defended, a forced fumble and a fumble recovery. Was inactive for six contests. Led or tied for the team lead in passes defended three times in 2022 (vs. LV, at HOU, at KC).

- Against N.Y. Giants (9/11), posted a career-high six tackles and a forced fumble. Forced a Saquon Barkley fumble that went out of bounds in the fourth quarter.
- Against Las Vegas (9/25), notched a career-high-tying six tackles, a career-best two stops for loss and a pass defended. Posted tackles for

loss on back-to-back plays in the first quarter: a four-yard stop of Davante Adams on a rush off left end and a one-yard loss on a Josh Jacobs screen pass. Broke up a third-and-three pass intended for Mack Hollins in the end zone late in the fourth quarter.

- At Indianapolis (10/2), tallied three tackles and a fumble recovery. Halted a Colts' drive by recovering a Jonathan Taylor fumble that was forced by Joe Schobert on third-and-one in the fourth quarter.
- Against Indianapolis (10/23), tied a career-high with six tackles.
- At Houston (10/30), notched three tackles, his fourth career interception, another pass defended and a stop for loss. Ended a Texans' drive by intercepting a Davis Mills third-and-five pass intended for Brevin Jordan in the first quarter. Broke up a third-and-10 pass intended for Phillip Dorsett in the second stanza. Stuffed Brandin Cooks for a three-yard loss on a short pass in the fourth quarter.
- At Kansas City (11/6), produced four tackles and a team-high two passes defended. Broke up a pass intended for Travis Kelce late in the second quarter. Deflected a pass intended for JuJu Smith-Schuster in the third stanza.
- At Green Bay (11/17), registered four tackles before leaving the game in the fourth quarter with an injury.
- Against Cincinnati (11/27), tied a career-high with six tackles.
- At Jacksonville (1/7), returned to the lineup as a starter at cornerback and totaled five tackles.

2021 (13/13, 1/1): Started 13 games at cornerback and led the team with 14 passes defended. Registered 40 tackles and two interceptions. Placed on injured reserve on Oct. 18 and missed four games before being activated from injured reserve designated to return on Nov. 10. Started the postseason contest and posted six tackles. Led or tied for the team lead in passes defended eight times in 2021 (vs. ARI, at SEA, at NYJ, vs. NO, at NE, vs. JAX, vs. SF, vs. MIA).

- Against Arizona (9/12), collected three tackles and a team-high two passes defended. Defended a pass intended for A.J. Green in the end zone midway through the first quarter. Broke up a pass intended for Green in the third stanza.
- At Seattle (9/19), posted a tackle and a pass defended. Ended a Seahawks' drive by breaking up a deep pass intended for D.K. Metcalf on third-and-two in the fourth quarter.
- Against Indianapolis (9/26), tallied four tackles and a pass defended. Halted a Colts' drive by breaking up a pass intended for Michael Pittman Jr. in the first quarter.
- At N.Y. Jets (10/3), notched three tackles and an interception. Intercepted a Zach Wilson pass intended for Corey Davis in the second quarter.
- At Jacksonville (10/10), compiled five tackles and a pass defended before leaving the game in the fourth quarter with an injury. Defended a third-and-eight pass intended for Jamal Agnew late in the second quarter.
- Against New Orleans (11/14), returned to the lineup as a starter at cornerback and collected two tackles and a team-best two passes defended. Broke up a pass intended for Taysom Hill early in the third quarter. Defended a pass intended for Tre'Quan Smith in the final quarter.
- At New England (11/28), recorded four tackles with a pass defended. Broke up a pass intended for Jakobi Meyers in the third stanza.
- Against Jacksonville (12/12), posted four tackles, an interception and another pass defended in the shutout victory. Intercepted a Trevor Lawrence deep pass intended for Jaydon Mickens on third-and-eight in the fourth quarter. Broke up a pass intended for Laquon Treadwell in the final stanza.
- Against Miami (1/2), notched three tackles and a team-best two passes defended. Broke up a pass intended for DeVante Parker in the first quarter.

Knocked loose a pass intended for Mike Gesicki in the second quarter.

- Against Cincinnati (1/22), made his first career postseason start at cornerback and posted six tackles.

2020 (6/2, 1/0): Played in six games with two starts at cornerback as a rookie and registered 16 tackles, an interception and a sack. Was inactive for three games. Placed on injured reserve on Oct. 31 and missed seven games. Activated from injured reserve designated to return on Dec. 15. Saw action as a reserve in the postseason contest. Made his NFL debut at Denver (9/14/20). Collected his first career interception against Jacksonville (9/20/20). Made his first career start against Houston (10/18/20). Tied for the team lead in sacks once in 2020 (at MIN).

- At Denver (9/14), played as a reserve at cornerback in his first NFL contest and collected four tackles with a quarterback pressure.
- Against Jacksonville (9/20), saw action as a reserve at cornerback and posted three tackles and his first career NFL interception. Registered his first career interception off a deflected Gardner Minshew II pass and raced 44 yards to the Jaguars' 30-yard line setting up the Titans second touchdown.
- At Minnesota (9/27), played as a reserve at cornerback and registered two tackles, a sack and a quarterback pressure. Posted his first career sack by dropping Kirk Cousins for a seven-yard loss in the final quarter.
- Against Houston (10/18), made his first career start at cornerback and produced three tackles.
- Against Pittsburgh (10/25), started at cornerback and registered three tackles before leaving the game late in the second quarter with an injury.
- At Houston (1/3), returned to the lineup as a reserve at cornerback and notched a tackle in the Titans' division-clinching victory.
- Against Baltimore (1/10), played as a reserve at cornerback in his postseason debut.

COLLEGE:

- During a three-year career at Louisiana State, played in 28 games with 25 starts and totaled 65 tackles, two tackles for loss, 25 passes defended, two interceptions and one forced fumble.
- As a senior (2019), started all 15 games and posted 38 tackles, one tackle for loss, 15 passes defended and one interception. Earned second team All-SEC by the Associated Press. Helped LSU secure a National Championship victory over Clemson with a career-high six tackles and one

pass defended.

- As a junior (2018), started 10 games and tallied 25 tackles, one tackle for loss, 10 passes defended, one interception and one forced fumble.
- As a sophomore (2017), did not see game action.
- As a freshman (2016), appeared in three games and totaled two tackles.
- Graduated from Louisiana State in December 2019 with a degree in sports administration.

PERSONAL:

- Attended Archbishop Rummel (Metairie, La.) High School where he was a five-star prospect by 247Sports and a four-star prospect by Rivals, Scouts and ESPN.
- Listed as the No. 1 overall prospect in Louisiana by Rivals and 247 Sports, and the No. 3 corner in the nation by ESPN and Scout.
- Earned Defensive Player of the Year honors on the New Orleans Times Picayune All-Metro list as a senior.
- Named the New Orleans Advocate's Defensive Player of the Year as a junior after tallying 11 interceptions.
- Also played basketball and ran track (hurdles, long jump and triple jump).
- List of favorites: (TV show) "Snowfall," "Power," "Ozark," and "Martin"; (movies) "Harlem Nights," "Maze Runner," and "Harry Potter"; (musicians) Meek Mill and Kodak Black.
- Follow Fulton on Twitter and Instagram at @Kriss1_.
- Son of Michelle and Keith Fulton.
- Has two brothers and one sister.
- Born Kristian Michael Shaw Fulton on Sept. 3, 1998 in New Orleans, La.

KRISTIAN FULTON'S GAME-BY-GAME

2020 Tennessee Titans

Date	Opp	W/L	P/S	Tot	Solo	Asst	Sk	- Yds	QBP	TFL	Int	- Yds	-TD	PD	FF	FR	- Yds	SpT	
Sept 14	@ Den	W	p	4	3	1	0.0	0.0	1	0	0	0	0	0	0	0	0	0	0
Sept 20	Jax	W	p	3	3	0	0.0	0.0	0	0	1	44	0	1	0	0	0	0	0
Sept 27	@ Min	W	p	2	2	0	1.0	7.0	1	1	0	0	0	0	0	0	0	0	0
Oct 13	Buf	W	R/C																
Oct 18	Hou	W	S	3	3	0	0.0	0.0	0	0	0	0	0	0	0	0	0	0	0
Oct 25	Pit	L	S	3	2	1	0.0	0.0	0	0	0	0	0	0	0	0	0	0	0
Nov 1	@ Cin	L	IR																
Nov 8	Chi	W	IR																
Nov 12	Ind	L	IR																
Nov 22	@ Bal	W	IR																
Nov 29	@ Ind	W	IR																
Dec 6	Cle	L	IR																
Dec 13	@ Jax	W	IR																
Dec 20	Det	W	IA																
Dec 27	@ GB	L	IA																
Jan 3	@ Hou	W	p	1	1	0	0.0	0.0	0	0	0	0	0	0	0	0	0	0	0
Totals			11-5 6/2	16	14	2	1.0	7.0	2	1	1	44	0	1	0	0	0	0	0
Playoffs																			
Jan 10	Bal	L	p	0	0	0	0.0	0.0	0	0	0	0	0	0	0	0	0	0	0
Totals			0-1 1/0	0	0	0	0.0	0.0	0	0	0	0	0	0	0	0	0	0	0

2021 Tennessee Titans

Date	Opp	W/L	P/S	Tot	Solo	Asst	Sk	- Yds	QBP	TFL	Int	- Yds	-TD	PD	FF	FR	- Yds	SpT	
Sept 12	Ari	L	S	3	3	0	0.0	0.0	0	0	0	0	0	2	0	0	0	0	0
Sept 19	@ Sea	W	S	1	1	0	0.0	0.0	0	0	0	0	0	1	0	0	0	0	0
Sept 26	Ind	W	S	4	2	2	0.0	0.0	0	0	0	0	0	1	0	0	0	0	0
Oct 3	@ NYJ	L	S	3	3	0	0.0	0.0	0	0	1	13	0	1	0	0	0	0	0
Oct 10	@ Jax	W	S	5	4	1	0.0	0.0	0	0	0	0	0	1	0	0	0	0	0
Oct 18	Buf	W	IR																
Oct 24	KC	W	IR																
Oct 31	@ Ind	W	IR																
Nov 7	@ LAR	W	IR																
Nov 14	NO	W	S	2	1	1	0.0	0.0	0	0	0	0	0	2	0	0	0	0	0
Nov 21	Hou	L	S	3	1	2	0.0	0.0	0	0	0	0	0	0	0	0	0	0	0
Nov 28	@ NE	L	S	4	3	1	0.0	0.0	0	0	0	0	0	1	0	0	0	0	0
Dec 12	Jax	W	S	4	3	1	0.0	0.0	0	0	1	0	0	2	0	0	0	0	0
Dec 19	@ Pit	L	S	3	3	0	0.0	0.0	0	0	0	0	0	0	0	0	0	0	0
Dec 23	SF	W	S	2	1	1	0.0	0.0	0	0	0	0	0	1	0	0	0	0	0
Jan 2	Mia	W	S	3	3	0	0.0	0.0	0	0	0	0	0	2	0	0	0	0	0
Jan 9	@ Hou	W	S	3	2	1	0.0	0.0	0	0	0	0	0	0	0	0	0	0	0
Totals			12-5 13/13	40	30	10	0.0	0.0	0	0	2	13	0	14	0	0	0	0	0
Playoffs																			
Jan 22	Cin	L	S	6	4	2	0.0	0.0	0	0	0	0	0	0	0	0	0	0	0
Totals			0-1 1/1	6	4	2	0.0	0.0	0	0	0	0	0	0	0	0	0	0	0

2022 Tennessee Titans

Date	Opp	W/L	P/S	Tot	Solo	Asst	Sk	- Yds	QBP	TFL	Int	- Yds	-TD	PD	FF	FR	- Yds	SpT	
Sept 11	NYG	L	S	6	5	1	0.0	0.0	0	0	0	0	0	0	0	1	0	0	0
Sept 19	@ Buf	L	IA																
Sept 25	LV	W	S	6	3	3	0.0	0.0	0	2	0	0	0	1	0	0	0	0	0
Oct 2	@ Ind	W	S	3	2	1	0.0	0.0	0	0	0	0	0	0	0	0	1	0	0
Oct 9	@ Was	W	S	4	3	1	0.0	0.0	0	0	0	0	0	0	0	0	0	0	0
Oct 23	Ind	W	S	6	3	3	0.0	0.0	0	0	0	0	0	0	0	0	0	0	0
Oct 30	@ Hou	W	S	3	2	1	0.0	0.0	0	1	1	0	0	0	2	0	0	0	0
Nov 6	@ KC	L	S	4	4	0	0.0	0.0	0	0	0	0	0	0	2	0	0	0	0
Nov 13	Den	W	IA																
Nov 17	@ GB	W	S	4	3	1	0.0	0.0	0	0	0	0	0	0	0	0	0	0	0
Nov 27	Cin	L	S	6	5	1	0.0	0.0	0	0	0	0	0	0	0	0	0	0	0
Dec 4	@ Phi	L	S	1	1	0	0.0	0.0	0	0	0	0	0	0	0	0	0	0	0
Dec 11	Jax	L	IA																
Dec 18	@ LAC	L	IA																
Dec 24	Hou	L	IA																
Dec 29	Dal	L	IA																
Jan 7	@ Jax	L	S	5	4	1	0.0	0.0	0	0	0	0	0	0	0	0	0	0	0
Totals			7-10 11/11	48	35	13	0.0	0.0	0	3	1	0	0	5	1	1	1	0	0

2023 Tennessee Titans

Date	Opp	W/L	P/S	Tot	Solo	Asst	Sk	- Yds	QBP	TFL	Int	- Yds	-TD	PD	FF	FR	- Yds	SpT	
Sept 10	@ NO	L	S	2	2	0	0.0	0.0	0	0	0	0	0	0	0	0	0	0	0
Sept 17	LAC																		
Sept 24	@ Cle																		
Oct 1	Cin																		
Oct 8	@ Ind																		
Oct 15	Bal																		
Oct 29	Atl																		
Nov 2	@ Pit																		
Nov 12	@ TB																		
Nov 19	@ Jax																		
Nov 26	Car																		
Dec 3	Ind																		
Dec 11	@ Mia																		
Dec 17	Hou																		
Dec 24	Sea																		
Dec 31	@ Hou																		
Jan 6/7	Jax																		
Totals			0-1 1/1	2	2	0	0.0	0.0	0	0	0	0	0	0	0	0	0	0	0

KRISTIAN FULTON'S NFL STATISTICS

REGULAR SEASON

Year	Team	GP	GS	TACKLES					QBP	TFL	INTERCEPTIONS					FUMBLES			
				Tot	Solo	Asst	Sk	Yds			No	Yds	Lg	TD	PD	FF	FR	Yds	SpT
2020	Tennessee	6	2	16	14	2	1.0	7.0	2	1	1	44	44	0	1	0	0	0	0
2021	Tennessee	13	13	40	30	10	0.0	0.0	0	0	2	13	13	0	14	0	0	0	0
2022	Tennessee	11	11	48	35	13	0.0	0.0	0	3	1	0	0	0	5	1	1	0	0
2023	Tennessee	1	1	2	2	0	0.0	0.0	0	0	0	0	0	0	0	0	0	0	0
NFL Totals		31	27	106	81	25	1.0	7.0	1	4	4	57	44	0	20	1	1	0	0

PLAYOFFS

Year	Team	GP	GS	TACKLES					QBP	TFL	INTERCEPTIONS					FUMBLES			
				Tot	Solo	Asst	Sk	Yds			No	Yds	Lg	TD	PD	FF	FR	Yds	SpT
2020	Tennessee	1	0	0	0	0	0.0	0.0	0	0	0	0	0	0	0	0	0	0	0
2021	Tennessee	1	1	6	4	2	0.0	0.0	0	0	0	0	0	0	0	0	0	0	0
NFL Totals		2	1	6	4	2	0.0	0.0	0	0	0	0	0	0	0	0	0	0	0

Single-Game Highs

- Tackles - 6 (Four times, last vs. Cincinnati 11/27/22)
- Interceptions - 1 (Four times, last at Houston 10/30/22)
- Interception Long - 44 vs. Jacksonville (9/20/20)
- Passes Defensed - 2 (Six times, last at Kansas City 11/6/22)
- Sacks - 1 at Minnesota (9/27/20)
- Tackles for Loss - 2 vs. Las Vegas (9/25/22)
- Forced Fumbles - 1 vs. N.Y. Giants (9/11/22)
- Fumble Recoveries - 1 at Indianapolis (10/2/22)

Playoff Single-Game Highs

- Tackles - 6 vs. Cincinnati (1/22/22)



50 JACK GIBBENS

LINEBACKER • 6'3" • 242 LBS • COLLEGE: MINNESOTA

ACQUIRED: FREE AGENT - 2022 • NFL EXPERIENCE (NFL/TITANS): 2/2

HOMETOWN: BULVERDE, TEXAS

GAMES PLAYED/GAMES STARTED: 6/3 (PLAYOFFS: 0/0)



PRO: The Titans signed Jack Gibbens as an undrafted free agent following the 2022 NFL Draft. The 6-foot-3-inch, 242-pounder was waived during roster cuts and rejoined the practice squad in Week 2. He would eventually appear in five games with two starts. Prior to entering the NFL, he appeared in 13 games with 13 starts in one season at Minnesota and tallied 92 tackles, 4.5 tackles for loss, three passes defended and one forced fumble. The Bulverde, Texas, transferred to Minnesota after four seasons at Abilene Christian (2017-20) where he saw action in 39 games and recorded 257 tackles, 22 tackles for loss, seven sacks, five interceptions, 11 passes defended, one forced fumble, three fumble recoveries and one blocked kick.

TITANS TIDBITS:

- As a rookie, he was nicknamed 'Dr. Gibby' by Head Coach Mike Vrabel. When asked how quickly the nickname came about and why it did, Vrabel said, 'Quickly. He's smart. He answered all the questions and said, 'Coach, I wasn't in pre-med.' I said, 'I know it's a joke.'
- Gibbens spent time working as a financial analysis intern and served as a teaching and research assistant during college.
- While in college, Gibbens volunteered with two organizations: New Horizons, which helps children through counseling, foster care, and adoption; and Palm House, which provides neighborhood resources.

CAREER TRANSACTIONS:

- The Bulverde, Texas, native was signed by the Titans as a rookie free agent on May 13, 2022.
- Waived by the Titans on Aug. 30, 2022.
- Signed by the Titans to the team's practice squad on Sept. 12, 2022.
- Signed by the Titans to the team's active roster off of the practice squad on Dec. 10, 2022.

SEASON RECAPS:

2023 (1/1):

- At New Orleans (9/10), started at linebacker and notched seven tackles, including a stop for loss. Registered a special teams tackle on coverage units. Teamed with Azeez Al-Shaair to stuff Jamaal Williams for a one-yard loss on a rush off right tackle in the third quarter.

2022 (5/2): Appeared in five games with two starts at linebacker as a rookie and registered 27 tackles, an interception and a special teams stop. Spent 11 games on the team's practice squad before being elevated to the active roster on Dec. 10. Saw action in his first career NFL contest against Jacksonville (12/11/22).

- Against Jacksonville (12/11), made his NFL debut as a reserve at linebacker and on special teams.
- At L.A. Chargers (12/18), played as a reserve at linebacker and recorded six tackles.
- Against Houston (12/24), saw significant action as a reserve at linebacker and notched seven tackles with his first career interception. Posted a special teams tackle on coverage units. Combined with Denico Autry to stonewall Royce Freeman for a three-yard loss on a rush off left tackle in the third stanza. Intercepted a Davis Mills pass that was deflected by Tre Avery in the third quarter.
- Against Dallas (12/29), made his first career NFL start at linebacker and collected a career-high 10 tackles. Teamed with Teair Tart to stuff Ezekiel Elliott for no gain on a rush off left guard in the opening stanza. Forced a Cowboys' field goal by combining with Tarell Basham to stonewall Elliott for a three-yard loss on a rush up the middle late in the first quarter. Stopped

Elliott for no gain on a rush off left end early in the third period.

- At Jacksonville (1/7), started at middle linebacker and totaled four tackles.

COLLEGE:

- Appeared in 13 games with 13 starts in one season at Minnesota (2021) and tallied 92 tackles, 4.5 tackles for loss, three passes defended and one forced fumble. Earned All-Big Ten honorable mention recognition. Transferred to Minnesota after playing four seasons at Abilene Christian (2017-20) where he saw action in 39 games and recorded 257 tackles, 22 tackles for loss, seven sacks, five interceptions, 11 passes defended, one forced fumble, three fumble recoveries and one blocked kick.
- As a redshirt senior (2021), started all 13 games in his lone season at Minnesota and amassed 92 tackles, 4.5 tackles for loss, three passes defended and one forced fumble. Earned All-Big Ten honorable mention recognition. Transferred to Minnesota from Abilene Christian.
- As a senior (2020), saw action in six contests and notched 49 tackles, 4.5 tackles for loss, two sacks, one interception, one forced fumble, two fumble recoveries and one blocked kick.
- As a junior (2019), appeared in 12 games and tallied a career-high 104 tackles. Added 8.5 tackles for loss, 2.5 sacks, a career-best two interceptions, six passes defended and one fumble recovery.
- As a sophomore (2018), played in 11 games and amassed 77 tackles, 8.5 tackles for loss, 2.5 sacks, one interception and one pass defended. Earned Southland Conference honorable mention accolades.
- As a freshman (2017), saw action in 10 contests and notched 27 tackles, 0.5 tackle for loss and one interception.
- Graduated from Abilene Christian in August 2020 with a degree in accounting and finance.
- Graduated from Minnesota in December 2021 with a master's in accounting.

PERSONAL:

- Attended Smithson Valley (Texas) High School where he was named first team all-district as a senior.
- His combined stats during his junior and senior seasons included 228 tackles, 28 tackles for loss and seven sacks.
- Married to Colleen.
- Has two brothers, Will and Brad, and two sisters, Victoria and Kristin.
- Son of Dan and Jeri Gibbens.
- Follow Gibbens on Twitter at @johngibbens18 and on Instagram at @jack.gibbens.
- Born John Wyatt Gibbens on Nov. 24, 1998 in Bulverde, Texas.

JACK GIBBENS' GAME-BY-GAME

2022 Tennessee Titans

Date	Opp	W/L	P/S	Tot Solo	Asst	Sk	- Yds	QBP	TFL	Int - Yds	-TD	PD	FF	FR - Yds	SpT
Sept 19	@ Buf	L	PS												
Sept 25	LV	W	PS												
Oct 2	@ Ind	W	PS												
Oct 9	@ Was	W	PS												
Oct 23	Ind	W	PS												
Oct 30	@ Hou	W	PS												
Nov 6	@ KC	L	PS												
Nov 13	Den	W	PS												
Nov 17	@ GB	W	PS												
Nov 27	Cin	L	PS												
Dec 4	@ Phi	L	PS												
Dec 11	Jax	L	p	0	0	0	0.0	0.0	0	0	0	0	0	0	0
Dec 18	@ LAC	L	p	6	3	3	0.0	0.0	0	0	0	0	0	0	0
Dec 24	Hou	L	p	7	4	3	0.0	0.0	0	0	1	7	0	1	0
Dec 29	Dal	L	S	10	5	5	0.0	0.0	0	0	0	0	0	0	0
Jan 7	@ Jax	L	S	4	4	0	0.0	0.0	0	0	0	0	0	0	0
Totals			7-9	5/2	27	16	11	0.0	0.0	0	0	1	7	0	1

2023 Tennessee Titans

Date	Opp	W/L	P/S	Tot Solo	Asst	Sk	- Yds	QBP	TFL	Int - Yds	-TD	PD	FF	FR - Yds	SpT
Sept 10	@ NO	L	S	7	6	1	0.0	0.0	0	1	0	0	0	0	1
Sept 17	LAC														
Sept 24	@ Cle														
Oct 1	Cin														
Oct 8	@ Ind														
Oct 15	Bal														
Oct 29	Atl														
Nov 2	@ Pit														
Nov 12	@ TB														
Nov 19	@ Jax														
Nov 26	Car														
Dec 3	Ind														
Dec 11	@ Mia														
Dec 17	Hou														
Dec 24	Sea														
Dec 31	@ Hou														
Jan 6/7	Jax														
Totals			0-1	1/1	7	6	1	0.0	0.0	0	1	0	0	0	1

JACK GIBBENS' NFL STATISTICS

REGULAR SEASON		TACKLES										INTERCEPTIONS					FUMBLES			
Year	Team	GP	GS	Tot	Solo	Asst	Sk	Yds	QBP	TFL	No	Yds	Lg	TD	PD	FF	FR	Yds	SpT	
2022	Tennessee	5	2	27	16	11	0.0	0.0	0	0	1	7	7	0	1	0	0	0	1	
2023	Tennessee	1	1	7	6	1	0.0	0.0	0	1	0	0	0	0	0	0	0	0	1	
NFL Totals		6	3	34	22	12	0.0	0.0	0	1	1	7	7	0	1	0	0	0	2	


Single-Game Highs

Tackles - 10 vs. Dallas (12/29/22)

Interceptions - 1 vs. Houston (12/24/22)

Passes Defensed - 1 vs. Houston (12/24/22)

Special Teams Tackles - **1 (Twice, last at New Orleans 9/10/23)**



57 LUKE GIFFORD

LINEBACKER • 6'3" • 243 LBS • COLLEGE: NEBRASKA
ACQUIRED: UNRESTRICTED FREE AGENT - 2023 (DAL)
NFL EXPERIENCE (NFL/TITANS): 5/1 • HOMETOWN: LINCOLN, NEB.
GAMES PLAYED/GAMES STARTED: 47/0 (PLAYOFFS: 3/0)



PRO: Luke Gifford is a rangy linebacker that has excelled on special teams coverage units during his NFL career. The 6-foot-3-inch, 243-pounder joined the Titans as an unrestricted free agent in 2023 after spending his first four seasons with the Dallas Cowboys. Gifford, a former rookie free agent, will look to make his biggest impact as a core member of the Titans' special teams units having collected 30 special teams stops in 46 career games, as well as provide veteran depth in the linebacking corps.

CAREER HIGHLIGHTS:

- Gifford has either led or finished second on his team in special teams tackles in three of his first four NFL campaigns. He ranked first on the Cowboys with a career-best 12 special teams stops in 2022.

TITANS TIDBITS:

- Gifford was the recipient of Nebraska's prestigious Sam Foltz Hero 27 Award in 2018 for exceptional leadership, consistent and dedicated community service, and positive influence on the team.

CAREER TRANSACTIONS:

- The Lincoln, Neb., native was originally signed by the Dallas Cowboys as a rookie free agent on May 1, 2019.
- Signed by the Cowboys as an unrestricted free agent on March 21, 2022.
- Signed by the Titans as an unrestricted free agent on March 20, 2023.

SEASON RECAPS:

2023 (1/0 - Tennessee):

- At New Orleans (9/10), made his Titans debut as a reserve on special teams.

2022 (16/0, 2/0 - Dallas): Appeared in 16 games as a reserve and led the team with a career-high 12 special teams stops and a forced fumble. Posted five tackles on defense. Was inactive for one contest.

- At Green Bay (11/13), posted a career-best five special teams tackles on coverage units.
- At Minnesota (11/20), notched two special team stops and a forced fumble on coverage units.
- At Washington (1/8), registered two tackles as a reserve linebacker.

2021 (16/0, 1/0 - Dallas): Saw action in 16 games as a reserve linebacker and posted six tackles, including a stop for loss. Tied for second on the team with five special teams tackles with a blocked punt. Was inactive for the regular season opener. Played as a reserve in the postseason contest and notched a pair of special teams stops.

- At New England (10/17), blocked his first career punt on a Jake Bailey attempt, recovered it and returned it to the Patriots' 17-yard line.
- At Philadelphia (1/8), posted a career-best three defensive tackles in the regular season finale.
- Against San Francisco (1/16), posted two special teams stops in his playoff debut.

2020 (8/0 - Dallas): Played in eight games and finished second on the team with seven special teams tackles. Was inactive for six contests and missed two games because of a league-mandated suspension.

- Against Cleveland (10/4), tallied two special teams stops.
- Against Philadelphia (12/27), registered two special teams tackles on coverage units.

2019 (6/0 - Dallas): Played as a reserve in six games as a rookie and tied for fourth on the team with six special teams tackles. Was inactive for eight

contests, including the first five games of the season. Placed on injured reserve on Dec. 17 and missed the final two games.

- At N.Y. Jets (10/13), made his NFL debut as a reserve on special teams.
- At N.Y. Giants (11/4), saw action as a reserve and posted three special teams stops on coverage units.

COLLEGE:

- During a four-year career at Nebraska, played in 29 games with 19 starts and totaled 109 tackles, seven sacks, 19 tackles for loss and three interceptions. Earned honorable-mention All-Big Ten recognition as a senior.

- Received in the Pat Clare Award in 2018 as he best exemplified the commitment and courage to overcome injury.

- As a senior (2018), started all 12 games while serving as a team captain for the Cornhuskers. Set career-highs in tackles (62), sacks (5.5), tackles for loss (13), interceptions (two) and forced a fumble. His 5.5 sacks were the most by a Nebraska linebacker since 2005.

- As a junior (2017), started each of the first seven games at outside linebacker before missing the final five contests because of injury. Totaled 39 tackles with five stops for loss and 1.5 sacks, while recording his first pass breakup and interception.

- As a sophomore (2016), saw limited action as a reserve linebacker in four games, recording an assisted tackle.

- As a redshirt freshman (2015), played in each of the first six games and had seven tackles, including a tackle for a loss before being sidelined for the second half of the season with an injury.

- Redshirted as a freshman in 2014.

- Earned his degree in business management from Nebraska.

PERSONAL:

- Attended Southeast (Lincoln, Neb.) High School, playing linebacker while also seeing action on offense.

- As a senior, passed for 970 yards and five touchdowns, while rushing for an additional 742 yards and eight touchdowns, leading Southeast to the Class A state playoffs. Also starred in the secondary, making 50 tackles with two interceptions and five pass breakups.

- Was a first-team All-Nebraska defensive back selection by the Omaha World-Herald as a senior and also earned Super State accolades from the Lincoln Journal Star.

- As a junior, helped Southeast to a 9-2 record and a trip to the state quarterfinals. Caught seven passes for 125 yards, while also starring in the secondary.

- Was a first-team Super State selection as a junior, and earned second-team All-Nebraska honors in 2012. Gifford was also a member of the Knights' 2011 state championship team

- Was a multi-sport athlete, competing on the Southeast basketball team.

- Son of Sam and Shannon Gifford.

- Follow Gifford on Twitter at @luke_gifford.

- Follow Gifford on Instagram at @luke_gifford.

- Born Luke Gifford on Aug. 28, 1995 in Lincoln, Neb.

LUKE GIFFORD'S TITANS GAME-BY-GAME

2023 Tennessee Titans

Date	Opp	W/L	P/S	Tot	Solo	Asst	Sk	- Yds	QBP	TFL	Int	- Yds	-TD	PD	FF	FR	- Yds	SpT
Sept 10	@ NO	L	p	0	0	0	0.0	0.0	0	0	0	0	0	0	0	0	0	0
Sept 17	LAC																	
Sept 24	@ Cle																	
Oct 1	Cin																	
Oct 8	@ Ind																	
Oct 15	Bal																	
Oct 29	Atl																	
Nov 2	@ Pit																	
Nov 12	@ TB																	
Nov 19	@ Jax																	
Nov 26	Car																	

Dec 3	Ind																	
Dec 11	@ Mia																	
Dec 17	Hou																	
Dec 24	Sea																	
Dec 31	@ Hou																	
Jan 6/7	Jax																	
Totals				0-1	1/0	0	0	0	0	0.0	0.0	0	0	0	0	0	0	0

LUKE GIFFORD'S NFL STATISTICS

REGULAR SEASON		TACKLES									INTERCEPTIONS					FUMBLES			
Year	Team	GP	GS	Tot	Solo	Asst	Sk	Yds	QBP	TFL	No	Yds	Lg	TD	PD	FF	FR	Yds	SpT
2019	Dallas	6	0	0	0	0	0.0	0.0	0	0	0	0	0	0	0	0	0	0	0
2020	Dallas	8	0	0	0	0	0.0	0.0	0	0	0	0	0	0	0	0	0	0	7
2021	Dallas	16	0	6	5	1	0.0	0.0	0	1	0	0	0	0	0	0	0	0	5
2022	Dallas	16	0	5	3	2	0.0	0.0	0	0	0	0	0	0	0	1	0	0	12
2023	Tennessee	1	0	0	0	0	0.0	0.0	0	0	0	0	0	0	0	0	0	0	0
NFL Totals		47	0	11	8	3	0.0	0.0	0	1	0	0	0	0	0	1	0	0	30

PLAYOFFS		TACKLES									INTERCEPTIONS					FUMBLES			
Year	Team	GP	GS	Tot	Solo	Asst	Sk	Yds	QBP	TFL	No	Yds	Lg	TD	PD	FF	FR	Yds	SpT
2021	Dallas	1	0	0	0	0	0.0	0.0	0	0	0	0	0	0	0	0	0	0	2
2022	Dallas	2	0	0	0	0	0.0	0.0	0	0	0	0	0	0	0	0	0	0	3
NFL Totals		3	0	0	0	0	0.0	0.0	0	0	0	0	0	0	0	0	0	0	5

Single-Game Highs

Tackles - 3 at Philadelphia (1/8/22)
 Tackle for Loss - 1 vs. Philadelphia (9/27/21)
 Special Teams Tackles - 5 at Green Bay (11/13/22)

Playoff Single-Game Highs

Special Teams Tackles - 2 (Twice, last at Tampa Bay (1/16/23))

Additional Statistics

Blocked Punt - 1 at New England (10/17/21)
 Special Teams Forced Fumble - 1 at Minnesota (11/20/22)



51 TREVIS GIPSON

OUTSIDE LINEBACKER • 6'4" • 263 LBS • COLLEGE: TULSA

ACQUIRED: FREE AGENT - 2023

NFL EXPERIENCE (NFL/TITANS): 4/1 • HOMETOWN: CEDAR HILL, TEXAS

GAMES PLAYED/GAMES STARTED: 41/19 (PLAYOFFS: 0/0)



PRO: The Titans signed Trevis Gipson as a free agent at the start of the 2023 season. Prior to his arrival in Tennessee, the 6-foot-5-inch, 263-pounder spent three seasons with the Chicago Bears where he amassed 72 tackles, 10 sacks, five forced fumbles and a fumble recovery in 40 games with 19 starts.

CAREER HIGHLIGHTS:

- In 2021, Gipson collected 37 tackles and ranked second on the team with a career-best seven sacks. He led the team with five forced fumbles to go along with one fumble recovery and two passes defended.

TITANS TIDBITS:

- Coming out of Cedar Hills (Texas) High School, Gipson only had one Division I offer from Tulsa. He made the most of the opportunity, adding 50 pounds of muscle during his redshirt season and becoming a starting defensive end by his junior year. Gipson is the highest-ever draft pick from Cedar Hills High School and along with Tulsa teammate Reggie Robinson, they became the first players to be drafted since 2011 and the first duo to be drafted in the same year since 1994.
- During the 2023 preseason while Gipson was a member of the Chicago Bears, he was able to put up one sack and eight pressures against the Titans, catching the eye of General Manager Ran Carthon. "I think Trevis (Gipson) had two sacks. One of them kind of pissed me off. I won't go into it, but it pissed me off. So when the opportunity came we saw him as someone that fit our scheme, which was a cool thing."

CAREER TRANSACTIONS:

- The Cedar Hills, Texas, native was selected by the Chicago Bears in the fifth round (155th overall) of the 2020 NFL Draft.
- Released by the Bears on Aug. 29, 2023.
- Signed by the Titans as a free agent on Aug. 31, 2023.

SEASON RECAPS:

2023 (1/0 - Tennessee):

- At New Orleans (9/10), made his Titans debut as a reserve at outside linebacker and notched a quarterback pressure.

2022 (17/10 - Chicago): Played in all 17 games with 10 starts and posted 31 tackles, three sacks, a career-high 27 quarterback pressures, four tackles for loss and three passes defended.

- Against San Francisco (9/11), played on both defense and special teams in the victory, finishing with three tackles and a pass defended.
- Against Green Bay (9/18), matched a game-high with two sacks while also logging four total tackles. It marked his second-career multi-sack performance.
- At Minnesota (10/9), finished with a pair of combined tackles, one of which was for a loss. Also had a pass defended.
- At Dallas (10/30), earned his first start of the season and recorded two tackles.
- At Detroit (1/1), recorded his 10th sack of his career for a loss of nine yards.

2021 (16/9 - Chicago): Played in 16 games with nine starts and tallied career-highs with 37 tackles, seven sacks and five forced fumbles. Also notched 24 quarterback pressures, seven tackles for loss, a fumble recovery and two passes defended.

- Against Detroit (10/3), had three tackles, two tackles for loss, a pass defended and a forced fumble. Recorded his first career sack dropping Jared Goff for a loss of 10 yards in the fourth quarter.

- At Las Vegas (10/10), logged a sack for the second straight week when he dropped Derek Carr for a loss of eight yards. Also had two tackles.
- At Tampa Bay (10/24), recorded his first career start and recorded a tackle.
- Against Baltimore (11/21), recorded a career-high five tackles, including two tackles for loss and one sack for a loss of 12 yards.
- At Detroit (11/25), forced and recovered a fumble, knocking a loose ball from Jared Goff's hands late in the second quarter. Also tallied two tackles.
- At Green Bay (12/12), recorded his fourth sack of the season late in the third quarter dropping Aaron Rodgers for a one-yard loss.
- At Seattle (12/26), logged half a sack on Russell Wilson and three tackles.
- Against N.Y. Giants (1/2), had two strip-sacks on Mike Glennon, marking the first multi-sack game of his career. Recorded three tackles.
- At Minnesota (1/9), tallied four tackles, a stop for loss, half a sack and his fifth forced fumble of the season.

2020 (7/0, 0/0 - Chicago): Saw action in seven games his rookie season, recording four tackles and two quarterback pressures. Was inactive for nine regular season games and the Wild Card playoff game.

- At Detroit (9/13), made his NFL debut in the season opener seeing limited snaps on defense.
- At Minnesota (12/20), posted two tackles.

COLLEGE:

- Played in 49 games with 24 starts at Tulsa and recorded 114 tackles, 25.5 tackles for loss, 13 sacks and eight forced fumbles.
- As a senior (2019), played in 12 games with 11 starts. Earned first-team all-conference honors. Registered 49 tackles, 15 tackles for loss, eight sacks, six quarterback hurries and two forced fumbles.
- As a junior (2018), started all 12 games. Ranked second in the nation with five forced fumbles. Also tallied 46 tackles, nine tackles for loss, four sacks, three quarterback hurries and a pass break-up.
- As a sophomore (2017), played in 12 games with one start. Recorded 11 tackles, a pass break-up and a forced fumble.
- As a freshman (2016), played in all 13 games and recorded eight tackles.
- Graduated with a degree in organizational studies with minors in business management and coaching from Tulsa in December 2019.

PERSONAL:

- Attended Cedar Hill (Texas) High School for his senior season and Richardson Berkner High School his junior and sophomore seasons. Was a three-year defensive starter.
- Helped lead his prep team to the Class 6A state title.
- Named to the Dallas Morning News top-100 for the Dallas-area, coming in rated No. 91, as a senior.
- Coached by Joey McGuire at Cedar Hill.
- Has three siblings and his brother, Thomas, plays professional basketball in Finland.
- Son of Thomas and Cassundra Gipson. Mother ran track at North Texas and father played basketball at Texas.
- Follow Gipson on Instagram and on Twitter at @trevisgipson.
- Born Trevis Gipson on June 13, 1997 in Cedar Hill, Texas.

TREVIS GIPSON'S TITANS GAME-BY-GAME

2023 Tennessee Titans

Date	Opp	W/L	P/S	Tot	Solo	Asst	Sk	- Yds	QBP	TFL	Int	- Yds	-TD	PD	FF	FR	- Yds	SpT
Sept 10	@ NO	L	p	0	0	0	0.0	0.0	1	0	0	0	0	0	0	0	0	0
Sept 17	LAC																	
Sept 24	@ Cle																	
Oct 1	Cin																	
Oct 8	@ Ind																	
Oct 15	Bal																	
Oct 29	Atl																	
Nov 2	@ Pit																	
Nov 12	@ TB																	
Nov 19	@ Jax																	
Nov 26	Car																	

Dec 3	Ind																	
Dec 11	@ Mia																	
Dec 17	Hou																	
Dec 24	Sea																	
Dec 31	@ Hou																	
Jan 6/7	Jax																	
Totals				0-1	1/0	0	0	0	0	0.0	0.0	1	0	0	0	0	0	0

TREVIS GIPSON'S NFL STATISTICS

REGULAR SEASON				TACKLES							INTERCEPTIONS					FUMBLES			
Year	Team	GP	GS	Tot	Solo	Asst	Sk	Yds	QBP	TFL	No	Yds	Lg	TD	PD	FF	FR	Yds	SpT
2020	Chicago	7	0	4	1	3	0.0	0.0	2	0	0	0	0	0	0	0	0	0	1
2021	Chicago	16	9	37	23	14	7.0	53.5	24	7	0	0	0	0	2	5	1	0	2
2022	Chicago	17	10	31	17	14	3.0	21.0	27	4	0	0	0	3	0	0	0	0	0
2023	Tennessee	1	0	0	0	0	0.0	0.0	1	0	0	0	0	0	0	0	0	0	0
NFL Totals		41	19	72	41	31	10.0	74.5	54	11	0	0	0	0	5	5	1	0	3

Single-Game Highs

Tackles - 5 vs. Baltimore (11/21/21)
 Sacks - 2 (Twice, last at Green Bay 9/18/22)
 Quarterback Pressures - 4 (Three times, last at Dallas 10/30/22)
 Forced Fumbles - 2 vs. N.Y. Giants (1/2/22)
 Fumble Recovery - 1 at Detroit (11/25/21)
 Pass Defensed - 1 (Three times, last vs. San Francisco 9/11/22)
 Tackles for Loss - 2 (Three times, last at Green Bay 9/18/22)

Additional Career Statistics

Special Teams Tackles - 1 (Three times, last at Las Vegas 10/10/22)



22 DERRICK HENRY

**RUNNING BACK • 6'3" • 247 LBS • COLLEGE: ALABAMA
ACQUIRED: 2ND ROUND - 2016 • NFL EXPERIENCE (NFL/TITANS): 8/8
HOMETOWN: YULEE, FLA.
GAMES PLAYED/GAMES STARTED: 103/72 (PLAYOFFS: 7/7)**



Pro Bowl: 2019, 2020, 2022



Captain: 2020, 2021, 2022, 2023



Community Man of the Year: 2021, 2022

PRO: The Titans selected Heisman Trophy winner Derrick Henry in the second round of the 2016 NFL Draft out of the University of Alabama. The 6-foot-3-inch, 247-pounder is a powerful, downhill runner who displays tremendous speed and balance. The Yulee, Fla., native led the NFL from 2017 to 2022 in rushing yards (7,845), rushing touchdowns (73), rushing yards per game (90.2) and rushing attempts of 10-plus yards (197). Following a foot injury that sidelined him for half the 2021 season, Henry returned to form in 2022, ranking second in the NFL with 1,538 rushing yards and tied for fourth in the league with 13 total touchdowns. In 2021, he led the NFL with 937 rushing yards and 10 rushing touchdowns in the first eight weeks of the season before missing the final nine games of the regular season. In 2020, Henry secured the NFL's rushing title for the second consecutive year after recording 2,027 rushing yards and 17 rushing touchdowns, becoming the eighth player in NFL history to eclipse 2,000 rushing yards in a season. In 2019, Henry was the NFL's leading rusher with 1,540 yards and 16 rushing scores. He racked up 5,860 rushing yards and scored 55 rushing touchdowns during his first five NFL seasons, including consecutive 1,000-yard seasons each year from 2018-20. At Alabama, the Heisman Trophy winner set numerous school and SEC records while leading his team to a National Championship in 2015.

CAREER HIGHLIGHTS:

- In 2022, Henry was selected to his third career Pro Bowl after finishing second in the NFL with a team-best 1,538 rushing yards and 1,936 yards from scrimmage. He tied for fourth in the NFL with 13 total touchdowns.
- Henry recorded the sixth 200-yard rushing performance of his career during the 2022 campaign tying O.J. Simpson and Adrian Peterson for the most in NFL history.
- With his 13 rushing touchdowns in 2022, he joined LaDainian Tomlinson (nine), Adrian Peterson (seven), Shaun Alexander (five) and Michael Turner (five) as the only players in NFL history to rush for at least 10 touchdowns in five consecutive seasons.
- Henry holds the franchise records for most career touchdowns and most career rushing scores.
- He became the franchise's second player (Earl Campbell) and the 16th NFL player to reach 70 total touchdowns and 7,000 rushing yards within his first seven NFL seasons.
- From 2017-2022, Henry led the NFL in rushing yards (7,845), rushing touchdowns (73), rushing yards per game (90.2) and rushing attempts of 10-plus yards (197).
- Entering 2023, his 8,335 career rushing yards ranked third in franchise annals behind Eddie George (10,009) and Earl Campbell (8,574).
- Henry ranks second in franchise postseason history for career rushing attempts (156), rushing yards (732), and tied for third in rushing touchdowns (four).
- In 2021, Henry led the NFL with 937 rushing yards and 10 rushing touchdowns in the first eight weeks of the season before missing the final nine games of the regular season with a foot injury. He returned to start in the team's divisional playoff contest and rushed for 62 yards and one score.
- In 2020, Henry was named the NFL Offensive Player of the Year, Associated Press first-team All-Pro, and FedEx Ground Player of the Year for the second consecutive season after leading the NFL with a franchise-record 2,027 rushing yards, becoming the eighth player in NFL history to eclipse 2,000 rushing yards in a season. His 2,027 rushing yards gave him the fifth-highest total in NFL history behind Eric Dickerson's 2,105 (1984), Adrian Peterson's 2,097 (2012), Jamal Lewis' 2,066 (2003) and Barry Sanders' 2,053 (1997). Henry broke Chris Johnson's franchise mark of 2,006 rushing yards in 2009.

- Additionally, in 2020 he earned first-team All-Pro honors from Pro Football Focus, Pro Football Writers of America and Sporting News and was the 101 Awards AFC Offensive Player of the Year.
- Henry became the first player to lead the NFL in rushing yards in consecutive seasons (2019-20) since LaDainian Tomlinson (2006-07).
- In 2020, Henry became the fifth all-time NFL player to lead the NFL in rushing yards, attempts and rushing touchdowns in consecutive seasons. The last to do so prior to Henry was Cleveland's Leroy Kelly from 1967 to 1968. The only other players to achieve it are Jim Brown (1958-59), Steve Van Buren (1947-49) and Bill Paschal (1943-44).
- In 2020, Henry recorded three 200-yard rushing games in a season, becoming the fifth player in NFL history to do so, joining Earl Campbell (four in 1980), O.J. Simpson (1973), Tiki Barber (2005) and Jay Ajayi (2016). He became the first player in NFL history with five career games with at least 200 rushing yards and two rushing touchdowns.
- In the 2020 regular season finale at Houston (1/3/21), set the franchise record with 250 rushing yards, breaking his own club record of 238 rushing yards (12/6/18 vs. Jacksonville). Henry's 250 rushing yards tied for the 13th-best single-game total in the NFL since 1948.
- Henry set a career high with 17 rushing touchdowns in 2020, finishing with the second-best total in franchise history behind Earl Campbell's 19 rushing touchdowns in 1979.
- In 2020, Henry totaled 1,221 rushing yards in road games, the most by any NFL running back since 1948. The previous high was held by Eric Dickerson (1,087 in 1984). Dating back to 2019, he had a streak of nine consecutive road games with at least 100 rushing yards, passing Chris Johnson (eight games from 2009-10) for the second-longest such streak in NFL history behind only Barry Sanders' 10-game road streak (from 1996-97).
- Henry totaled 2,141 scrimmage yards (2,027 rushing and 114 receiving) in 2020 to finish second in franchise history behind Chris Johnson's 2,509 scrimmage yards in 2009.
- Recorded 10 total 100-yard rushing games in 2020 to tie Earl Campbell (1980) for the third-most in franchise history. Only Campbell in 1979 (11) and Chris Johnson in 2009 (12) had more.
- Henry became the NFL's first player to rush for at least 175 and two touchdowns four times in a season in 2020.
- In 2020, Henry joined Terrell Davis (1997-98), Shaun Alexander (2004-05) and Larry Johnson (2005-06) as the only players in NFL history to rush for 1,500 yards and 15 touchdowns in two consecutive seasons.
- From 2019-20, Henry established a streak of 20 consecutive games in the regular season and playoffs with at least 18 rushing attempts, the second-longest streak of its kind in the NFL since 1948. The only player with more consecutive 18-carry games in the regular season and postseason was Emmitt Smith, whose streak was 23 games with the Dallas Cowboys from 1995 to 1996.
- In 2020, he became the first player in NFL history to produce more than one overtime touchdown run in a season. He joined LaDainian Tomlinson as the NFL's only players with multiple career touchdown runs in overtime. Tomlinson had three during his career.
- In 2020, Henry joined Bo Jackson, Ahman Green, Chris Johnson and Lamar Miller as the only NFL players to record two career rushing touchdowns of at least 90 yards. Henry joined Miller (two 97-yard touchdown runs) as the only players to ever record multiple touchdown runs of at least 94 yards.
- In 2019, Henry was the NFL's leading rusher with a then career-best 1,540 rushing yards on a career-high 303 carries for a career-high 16

rushing touchdowns.

- In 2019, Henry received numerous awards and recognition, including the NFL's FedEx Ground Player of the Year, second-team All-Pro by the Associated Press and his first career Pro Bowl selection.
- In 2019, led the AFC, ranked third in the NFL, and led the team with a career-high 18 total touchdowns.
- Ranked second in the AFC and fourth in the NFL with a career-high 1,746 yards from scrimmage in 2019.
- In 2019, Henry recorded eight 100-yard rushing performances including the postseason.
- In 2019, moved into fifth place on the franchise's all-time rushing touchdowns list after passing Lorenzo White (29) against Kansas City (11/10/19). In the same game, Henry also became the ninth player in franchise history to reach 3,000 career rushing yards.
- In Week 17 of the 2019 season, he was named AFC Offensive Player of the Week after his performance at Houston (12/29/19), where he rushed a season-high 32 times for a season-best 211 yards with three touchdowns to secure the NFL's rushing title.
- In 2019, became the sixth player in franchise history with at least 12 touchdowns in two or more consecutive seasons.
- In 2019, joined Napoleon Kaufman (1997-99) and Robert Smith (1997-2000) as the only players in NFL history to record a rushing touchdown of at least 70 yards in three consecutive seasons.
- Passed Steve McNair (3,439 career rushing yards) for sixth place on the team's all-time rushing list, and later passed Hoyle Granger (3,514) for fifth place on the team's all-time rushing list in 2019.
- In 2019, Henry started all three of the team's playoff games and finished the postseason with 83 carries for a league-best 446 yards and two touchdowns, all of which set career-highs. His 446 rushing yards in the postseason ranked second in franchise playoff history behind Eddie George's 449 rushing yards during the 1999 playoffs.
- In 2019, during Wild Card Weekend at New England (1/4/20), Henry set a then-franchise playoff record with 182 rushing yards on 34 carries and a touchdown, which marked the second-most yards on the road in an NFL playoff game since 1950. The following week during the Divisional Round at Baltimore (1/11/20), set a franchise playoff record with 195 rushing yards on 30 carries.
- In 2018, Henry was named to the PFWA All-AFC team after setting then single-season career highs in carries (215), rushing yards (1,059), rushing long (99t), and touchdowns (12).
- 2018 marked Henry's first career 1,000-yard season. He finished sixth in the NFL in rushing yards.
- In 2018, named AFC Offensive Player of the Week for Week 13 after collecting a franchise-best 238 rushing yards with a franchise-tying four rushing touchdowns against Jacksonville on Thursday Night Football (12/6). In the same game, he scored four rushing touchdowns to tie the franchise's single-game record (Earl Campbell, Lorenzo White).
- In Week 13 of the 2018 season, recorded the second 99-yard touchdown run in NFL history (Tony Dorsett). The run also set the mark for the longest touchdown run in franchise history and tied for the longest scrimmage play in NFL history. He also became the second player in NFL history with a rushing touchdown of at least 90 yards and a rushing touchdown of at least 50 yards in the same game (Chris Johnson).
- In 2018, named AFC Offensive Player of the Month for December after registering 97 carries for 625 yards and eight touchdowns.
- In 2018, became the seventh NFL player since the 1970 AFL-NFL merger with at least four rushing touchdowns and at least 200 rushing yards in a game (Clinton Portis, Barry Sanders, Doug Martin, Jonas Gray, Mike Anderson and Corey Dillon). Henry became the first to accomplish the feat in fewer than 20 carries (17).
- In 2017, Henry led the Titans with 744 rushing yards on 176 carries, and he rushed for five touchdowns for the second consecutive season.
- In the team's Wild Card playoff victory at Kansas City on Jan. 6, 2018, Henry recorded a franchise postseason record of 191 scrimmage yards (156 rushing, 35 receiving), breaking a 57-year-old postseason record set on Jan. 1, 1961, when Billy Cannon had 178 scrimmage yards against the Los Angeles Chargers. Henry's 156 rushing yards ranked second in franchise postseason history (162 by Eddie George on Jan. 16, 2000).
- In 2016, Henry rushed for 490 yards and five touchdowns to become the third rookie for the franchise in the "Titans era" to score at least five touchdowns in a season, joining Vince Young (seven rushing touchdowns in 2006) and Chris Johnson (nine rushing and one receiving in 2008).

- Despite playing just three seasons and not seeing extensive action in his first campaign at Alabama, Henry finished his career as the school's all-time rushing leader with 3,591 yards.
- As a senior in 2015, Henry claimed the Heisman Trophy and led his team to the College Football Playoff National Championship. He also won the Doak Walker and Maxwell Award and was selected as the Walter Camp Player of the Year after rushing for an Alabama and Southeastern Conference record 2,219 yards.

TITANS TIDBITS:

- In high school, Henry broke the 51-year-old national high school rushing record with 12,124 yards after compiling 4,261 rushing yards as a senior.
- Henry sealed an Iron Bowl victory with an epic, career-best 271 rushing yards against the Tigers in 2015. He put the Crimson Tide on his back by carrying the ball a school-record 46 times. His 271 rushing yards were 11 more yards than Auburn had in total offense (260). He ended the game with 14 consecutive rushes to run out the clock.
- His late grandmother, Gladys Henry, helped raise him and played a key inspirational role in his development. In 2018, he fulfilled a promise to her and graduated from Alabama with his bachelor's degree. He has a portrait tattoo of her on his chest.
- Gladys Henry nicknamed him "Shocka" as a baby because he "shocked the whole family" when he was born.
- Henry has been growing out his hair since he was in elementary school.
- In 2021 and 2022, Henry was named the Titans nominee for the Walter Payton Man of the Year. Henry is the founder of the Two All Foundation, which exists to level the playing field for today's youth by giving back to both the Nashville community and Henry's hometown of Yulee, Fla.
- Henry is a minority owner of Nashville SC. He became only the fourth NFL player in history to serve as an owner of an MLS team.

CAREER TRANSACTIONS:

- The Yulee, Fla., native was selected by the Titans in the second round (45th overall) the 2016 NFL Draft.

SEASON RECAPS:

2023 (1/1): Selected as a captain by his teammates. Has 37 career 100-yard rushing performances (including the playoffs). Has led the team in rushing yards once in 2023 (at NO).

• At New Orleans (9/10), started at running back and led the team with 63 rushing yards on 15 carries. Snared two receptions for 56 yards. Kickstarted the Titans' second scoring drive with an 18-yard rumble in the first quarter. Set up the Titans' third field goal with a 46-yard gain on a screen pass in the second stanza.

2022 (16/16): Named to his third career Pro Bowl. Ranked second in the NFL with a team-best 1,538 rushing yards and 1,936 yards from scrimmage. Tied for fourth in the NFL with 13 total touchdowns. Tied for third on the team with a career-high 33 receptions for a career-best 398 receiving yards. Completed both of his pass attempts for four yards with a touchdown. Selected as a captain by his teammates. Has 37 career 100-yard rushing performances (including the playoffs), including nine in 2022 (at IND, at WAS, vs. IND, at HOU, at KC, vs. JAX, at LAC, vs. HOU, at JAX). Led the team in rushing yards 14 times in 2022 (vs. NYG, vs. LV, at IND, at WAS, vs. IND, at HOU, at KC, vs. DEN, at GB, vs. CIN, vs. JAX, at LAC, vs. HOU, at JAX). Led or tied for the team lead in receptions three times in 2022 (vs. LV, vs. IND, at LAC). Led the team lead in receiving yards twice in 2022 (vs. CIN, at LAC). Became the franchise's second player (Earl Campbell) and the 16th NFL player to reach 70 total touchdowns and 7,000 rushing yards within his first seven NFL seasons. Set the franchise's all-time career touchdown record (75) with a pair of rushing scores at Houston (10/30/22). Recorded the sixth 200-yard rushing performance of his career at Houston (10/30/22) to tie O.J. Simpson and Adrian Peterson for the most in NFL history. Named AFC Offensive Player of the Month for October after rushing for 563 yards with five rushing touchdowns in four Titans' victories. With his 10th touchdown of the season at Green Bay (11/17/22), he joined LaDainian Tomlinson (nine), Adrian Peterson (seven), Shaun Alexander (five) and Michael Turner (five) as the only players in NFL history to rush for at least 10 touchdowns in five consecutive seasons.

• Against Las Vegas (9/25), led the team with 85 rushing yards on 20 carries with a touchdown. Led the team with five receptions for 58 yards. Recorded his 18th career game with at least 140 scrimmage yards. Increased the Titans' lead to 14-3 with a one-yard touchdown plunge early

in the second quarter. Scored his 70th career touchdown (67th rushing touchdown) becoming the third Titans/Oilers player to reach the end zone 70 times with the franchise.

- At Indianapolis (10/2), carried the ball 22 times for 114 yards with a touchdown. Hauled in three receptions for 33 yards out of the backfield. Gave the Titans a 14-0 advantage with a 19-yard touchdown sprint off right end in the first quarter. On a 12-yard run in the first quarter, he became the fourth player in franchise history to reach 7,000 career rushing yards.
- At Washington (10/9), rushed 28 times for 102 yards with a pair of touchdowns. Hauled in two receptions for 30 yards. Gave the Titans a 14-10 halftime lead with a one-yard touchdown rumble late in the second quarter. Scored the game-winning touchdown on a one-yard plunge late in the third stanza. Joined Earl Campbell as the franchise's only players to reach 70 career rushing touchdowns.
- Against Indianapolis (10/23), carried the ball 30 times for 128 yards. Logged his third consecutive 100-yard rushing game and his 31st career 100-yard rushing game. Tied for the team lead with three catches for 10 yards. Helped seal the victory with a pair of first downs late in the fourth quarter—first on an 11-yard carry and then a 21-yarder.
- At Houston (10/30), named AFC Offensive Player of the Week after rushing for 219 yards and two touchdowns on a season-high 32 carries. Set the franchise's all-time career touchdown record with a pair of rushing scores. Recorded the sixth 200-yard rushing performance of his career to tie O.J. Simpson and Adrian Peterson for the most in NFL history. He logged his fourth consecutive 200-yard rushing game against the Texans. Registered his sixth career game with at least 200 rushing yards and at least two rushing touchdowns, the most in the NFL since 1950. Kickstarted his big day on the ground with a 41-yard jaunt up the middle on the second play from scrimmage. Gave the Titans a 7-3 lead with a 29-yard touchdown run in the second quarter. On fourth-and-goal in the third quarter he reached the end zone on a one-yard run to score his 75th career touchdown (72 rushing and three receiving), breaking Eddie George's franchise touchdown mark (74). Helped seal the victory with seven carries for 64 rushing yards on the Titans' final field goal drive, including a 17-yard rumble on third-and-two in the fourth quarter.
- At Kansas City (11/6), led the team with 115 rushing yards on 17 carries with two rushing scores. Scored his 73rd career rushing touchdown on a four-yard carry in the second quarter and his 74th career rushing touchdown on a one-yard run in the second quarter. In doing so, he passed Earl Campbell (73) for the most rushing touchdowns in franchise history. Cut the Chiefs' lead to 9-7 with a four-yard touchdown plunge out the KingCat in the second stanza. Jumpstarted the Titans' second touchdown drive with a 56-yard sprint off right tackle in the second quarter. Gave the Titans a 14-9 lead with a one-yard touchdown run in the second quarter. Hit the 100-yard rushing mark on the final play of the third quarter to tally his fifth consecutive 100-yard rushing game, which tied for the best streak of his career (five games in 2021).
- At Green Bay (11/17), carried the ball 28 times for 87 yards with a touchdown. Completed both of his passes for four yards with a touchdown. Hauled in two catches for 45 yards. Increased the Titans' lead to 14-6 with a four-yard touchdown rumble late in the second quarter. Set up the Titans' third touchdown with a 42-yard gain on a screen pass in third quarter. Gave the Titans a 20-9 lead with a three-yard touchdown pass to Austin Hooper in the third quarter.
- Against Jacksonville (12/11), rushed 21 times for 121 yards with a touchdown. Hauled in three passes for 34 yards. Passed Chris Johnson (7,965) for third place on the franchise's all-time career rushing list. His 96 rushing yards in the first quarter set a career high for rushing yards in the opening quarter. Gave the Titans an early 7-0 lead with a three-yard touchdown rumble in the opening quarter. Set up the Titans' second touchdown with a 50-yard scamper down the right sideline in the first quarter.
- At L.A. Chargers (12/18), played in his 100th career regular season game and carried the ball 21 times for 104 yards with a touchdown. Tied for the team lead with four catches for a team-best 59 receiving yards. Became the seventh player in NFL history to record 8,000 rushing yards and 75 rushing touchdowns (77) within his first 100 NFL games. Evened the score at 7-7 with a four-yard touchdown run on a direct snap in the first stanza.
- Against Houston (12/24), rushed 23 times for 126 yards with a touchdown. Caught two passes out of the backfield. Gave the Titans an early 7-0 lead with a 48-yard touchdown jaunt off right guard in the first quarter.
- At Jacksonville (1/7), carried the ball 30 times for 109 yards and hauled

in one reception for 19 yards.

- 2021 (8/8, 1/1):** Honored as the team's Walter Payton Man of the Year nominee. Started the first eight games of the season and led the NFL with 937 rushing yards, 1,091 yards from scrimmage, 10 touchdowns and 56 total first downs before being placed on injured reserve on Nov. 1. Hauled in 18 receptions for 154 yards. Missed the final nine regular season games before returning as a starter for the postseason contest and rushing for 62 yards on 20 carries with a touchdown. Selected as a captain by his teammates. Has 28 career 100-yard rushing performances (including the playoffs), including five in 2021 (at SEA, vs. IND, at NYJ, at JAX, vs. BUF). Henry joined Eddie George (10,009), Earl Campbell (8,574) and Chris Johnson (7,965) as the only players in franchise history to reach 6,000 career rushing yards. Led the team in rushing yards eight times in 2021 (vs. ARI, at SEA, vs. IND, at NYJ, at JAX, vs. BUF, vs. KC, at IND). Tied for the team lead in receptions once in 2021 (at SEA). Ranks second in franchise history with 65 career rushing touchdowns.
- Against Arizona (9/12), carried the ball 17 times for 58 yards and hauled in three passes for 19 yards.
 - At Seattle (9/19), named AFC Offensive Player of the Week after leading the team with 182 rushing yards on a career-high 35 carries with three touchdowns. Snared a career-best six receptions for 55 yards. Kept the Titans' first touchdown drive alive with a four-yard run on third-and-one in the third quarter. Became the fourth player in NFL history with 10 career games with at least 150 rushing yards and two rushing touchdowns, joining Jim Brown (13), LaDainian Tomlinson (12) and Barry Sanders (10). Cut the Seahawks' lead to 24-16 with a nine-yard touchdown run in the third stanza. On his first touchdown of the day, he passed Chris Johnson (58) for third place on the team's all-time touchdowns list. Rumbled for a 60-yard touchdown run down the left sideline early in the fourth quarter. Converted a key third-and-one late in the fourth quarter with a four-yard run down to the Seahawks' one-yard line. Tied the score at 30-30 with a one-yard touchdown plunge with 29 seconds remaining in regulation. Rushed four times for 21 yards during the game-winning scoring drive in overtime.
 - Against Indianapolis (9/26), led the team with 113 rushing yards on 28 carries. Snared three receptions for 31 yards. Extended the Titans' second touchdown drive with an eight-yard run on third-and-one in the second quarter. Made it a two-possession game at 22-13 with a two-point conversion run in the fourth quarter.
 - At N.Y. Jets (10/3), led the team with 157 rushing yards on 33 carries with a score. Became the third player in NFL history with at least 150 rushing yards in three consecutive road games, joining Earl Campbell and O.J. Simpson. Hauled in two passes for 20 yards out of the backfield. Rushed four times for 50 yards during the Titans' initial touchdown drive. Gave the Titans a 17-10 lead with a one-yard touchdown plunge early in the fourth quarter.
 - At Jacksonville (10/10), led the team with 130 rushing yards on 29 carries with three rushing scores. Increased the Titans' lead to 14-6 with a one-yard touchdown plunge on the first play of the second quarter. Made the score 31-13 with a nine-yard touchdown run in the third stanza. Sealed the victory with a 10-yard touchdown jaunt late in the fourth quarter. With his first rushing touchdown of the day, he became the third player in franchise history to reach 60 rushing touchdowns, joining Earl Campbell (73) and Eddie George (64).
 - Against Buffalo (10/18), named AFC Offensive Player of the Week for the second time in 2021. Carried the ball 20 times for a team-best 143 rushing yards with three rushing scores, while setting a career-best with his fifth consecutive 100-yard rushing performance. Joined Eric Dickerson as the NFL's only players since 1960 with 750 rushing yards and 10 rushing touchdowns in the first six games of a season. Hauled in two passes for 13 yards. Gave the Titans a 7-6 lead with a 76-yard touchdown run up the middle in the second quarter. It was the third-longest touchdown run of his career. The run was his fourth career rushing touchdown of at least 75 yards and his fifth overall touchdown of at least 75 yards (one receiving). Helped the Titans re-gain the lead with a three-yard touchdown rumble off left tackle in the third quarter. Scored the eventual game-winning touchdown on a 13-yard blast off left tackle in the fourth quarter. Passed Eddie George (64) for second place on the franchise rushing touchdowns list.
 - Against Kansas City (10/24), led the team with 86 rushing yards on 29 carries. Threw his first career regular season touchdown pass. Hauled in two receptions for 16 yards. Gave the Titans an early 7-0 lead with a five-yard touchdown pass to MyCole Pruitt in the first quarter. Extended the Titans' final scoring drive with a four-yard run on third-and-one late in the second quarter.

- At Indianapolis (10/31), led the team with 68 rushing yards on 28 carries. Of all players in NFL history with a 2,000-yard rushing season, his 937 rushing yards in 2021 are the most of any player in their first eight games in the season after hitting the 2,000-yard mark. Kept a Titans' fourth-quarter scoring drive alive with a three-yard run on third-and-one early in the final quarter.
- Against Cincinnati (1/22), returned to the lineup for the first time since Oct. 31 and rushed 20 times for 62 yards with a touchdown. Ranks second in franchise postseason history with 732 career rushing yards. Evened the score at 6-6 by taking a direct snap and rumbling for a three-yard touchdown run in the second quarter.

2020 (16/16, 1/1): Named NFL Offensive Player of the Year, selected Associated Press first-team All-Pro and named to his second career Pro Bowl. Name NFL's FedEx Ground Player of the Year for the second consecutive season. Started all 16 games and led the NFL with a franchise-record 2,027 rushing yards becoming the eighth player in NFL history to eclipse 2,000 rushing yards in a season. Became the first player since LaDainian Tomlinson (2006-07) to lead the NFL in rushing yards in consecutive seasons. Became the fifth all-time NFL player to lead the NFL in rushing yards, attempts and rushing touchdowns in consecutive seasons and the first since 1967-68. Led the NFL with 2,141 yards from scrimmage which ranks second in franchise history. Led the NFL with a career-high 17 rushing touchdowns. Started the postseason contest and rushed 18 times for 40 yards with three receptions for 11 yards. Selected as a captain by his teammates. Led the team in rushing yards 17 times in 2020 (at DEN, vs. JAX, at MIN, vs. BUF, vs. HOU, vs. PIT, at CIN, vs. CHI, vs. IND, at BAL, at IND, vs. CLE, at JAX, vs. DET, at GB, at HOU, vs. BAL). Named AFC Offensive Player of the Month for October after averaging a league-high 114.7 rushing yards per game, totaling an AFC-high 344 yards on 61 attempts and scoring an NFL-best five rushing touchdowns. Became the third player in franchise history to rush for 1,200 yards and 10 touchdowns in at least two consecutive seasons. Passed Lorenzo White (4,079 career rushing yards) for fourth place on the franchise's all-time rushing list at Minnesota (9/27/20). Became the fourth player in franchise history to hit 40 career rushing touchdowns at Minnesota (9/27/20). Registered his 50th career touchdown (rushing and receiving) at Baltimore (11/22/20), becoming the fifth player in franchise history to score at least 50 career touchdowns of any kind. Became the first player in NFL history with multiple game-winning overtime touchdowns in a single season (vs. HOU, at BAL). Went over the 5,000-yard career rushing mark and became the fourth player in franchise history to reach the plateau at Indianapolis (11/29/20). Logged his fourth career game with at least 200 rushing yards and two touchdowns at Jacksonville (12/13/20), becoming the NFL's first player to record four such performances, breaking Jim Brown's NFL record of three games that was later matched by Barry Sanders and LaDainian Tomlinson. Became the NFL's fifth player to rush for at least 175 and two touchdowns three times in a season, joining Baltimore's Jamal Lewis (2003), the New York Giants' Joe Morris (1986), San Diego's LaDainian Tomlinson (2006) and Miami's Ricky Williams (2002).

- At Denver (9/14), led the team with 116 rushing yards on 31 carries. Caught three passes for 15 yards out of the backfield. Became the third player in franchise history to record 10 consecutive regular season games with at least 80 scrimmage yards. Extended the Titans' initial scoring drive with an 11-yard rush on third-and-one in the second quarter.
- Against Jacksonville (9/20), rushed 25 times for 84 yards. Became the second player in franchise history to record 11 consecutive regular season games with at least 80 scrimmage yards. Extended the Titans' third touchdown drive with a seven-yard run on third-and-three in the second quarter.
- At Minnesota (9/27), rushed 26 times for 119 yards with two touchdowns. Snared two passes for 11 yards. Extended the Titans' scoring drive in the second quarter with a one-yard rush on fourth-and-one. Cut the Vikings' lead to 24-19 with a one-yard touchdown plunge in the third quarter. Gave the Titans a 25-24 lead with a one-yard touchdown rumble late in the third stanza.
- Against Buffalo (10/13), started at running back and carried the ball 19 times for 57 yards with two touchdowns. It was his 10th career game with at least two rushing touchdowns. Caught one pass for six yards. Gave the Titans a 14-7 advantage with a one-yard touchdown plunge on the third play of the second quarter. Increased the Titans lead to 35-16 with a nine-yard touchdown jaunt off right end in the final quarter.
- Against Houston (10/18), named AFC Offensive Player of the Week after recording 22 carries for a team-best 212 yards and two touchdowns, recording his third career 200-yard rushing game. His 212 rushing yards

rank fifth in franchise history, and he now owns three of the top six single-game rushing performances in team annals. Kickstarted the Titans' second touchdown drive with a 34-yard run up the middle in the first quarter. Extended the Titans' second touchdown drive with a two-yard rumble on third-and-one in the opening quarter. Allowed the Titans to regain the lead with a 94-yard touchdown run in the fourth quarter. Became the fifth NFL player to record two career rushing touchdowns of 90 or more yards. Kickstarted the Titans' game-winning drive with a 53-yard catch-and-run down the right sideline in overtime. Sealed the 42-36 victory with a game-winning five-yard touchdown run out the Wildcat formation in overtime.

- Against Pittsburgh (10/25), started at running back and rushed 20 times for 75 yards with a score. Caught two passes out of the backfield. Cut the Steelers lead to 27-24 with a one-yard touchdown plunge in the fourth quarter.
- At Cincinnati (11/1), led the team with 112 rushing yards on 18 carries with a score. Rushed seven times for 46 yards during the Titans' initial scoring drive in the second quarter. Extended the Titans initial touchdown drive with a four-yard run on third-and-one. Cut the Bengals' lead to 10-7 with a three-yard touchdown jaunt off right guard in the second quarter. Kept the Titans' second touchdown drive alive with a seven-yard run on third-and-one in the fourth quarter.
- Against Chicago (11/8), rushed 21 times for a team-high 68 yards. Extended the Titans' first touchdown drive with a two-yard run on third-and-two in the second quarter. Kickstarted the Titans' final touchdown drive with a 26-yard jaunt off right end in the fourth quarter.
- Against Indianapolis (11/12), led the team with 103 rushing yards on 19 carries. Hauled in one pass for six yards.
- At Baltimore (11/22), carried the ball 28 times for 133 yards with the game-winning score, his 50th career touchdown. Extended a Titans' scoring drive with a three-yard run on third-and-one late in the second quarter. Ran for a 24-yard gain in the fourth quarter, which put him over the 1,000-yard rushing mark for the third consecutive season. Gave the Titans a 30-24 victory with a 29-yard game-winning, walkoff touchdown run in overtime.
- At Indianapolis (11/29), led the team with 178 rushing yards on 27 carries with three rushing scores. Extended his streak to eight consecutive regular season road games with at least 100 rushing yards. Registered his third career game with at least three rushing touchdowns. Caught two passes for seven yards. Gave the Titans an early 7-0 lead by taking a sweep lateral and sprinting 12 yards for the opening touchdown. Increased the Titans lead to 21-14 with a one-yard touchdown run off right end in the second quarter. On his second touchdown of the day, he passed Charlie Hennigan (51) for fourth place on the franchise's all-time touchdowns list. Kickstarted the Titans' fourth touchdown drive with a 31-yard jaunt off right tackle in the second stanza. Slashed his way to an 11-yard touchdown run and a 28-14 lead with less than two minutes remaining in the first half.
- At Jacksonville (12/13), carried the ball 26 times for 215 yards (8.3 avg.) with two touchdowns. Logged his fourth career game with at least 200 rushing yards and two touchdowns, becoming the NFL's first player to record four such performances, breaking Jim Brown's NFL record of three games that was later matched by Barry Sanders and LaDainian Tomlinson. Registered his ninth consecutive road game with at least 100 rushing yards. Caught two passes for seven yards out of the backfield. Increased the Titans lead to 14-3 with a 36-yard touchdown run up the middle late in the second quarter. Set up the Titans third touchdown of the day with a 47-yard scamper down to the Jaguars' five-yard line early in the third stanza. Gave the Titans a commanding 31-3 advantage with a one-yard touchdown plunge in the third quarter.
- Against Detroit (12/20), rushed 24 times for 147 yards with a touchdown. Caught two passes for five yards. Gave the Titans an early 7-0 lead with a three-yard score off left end for his 15th rushing touchdown of the season. With the touchdown, he joined Terrell Davis (1997-98), Shaun Alexander (2004-05) and Larry Johnson (2005-06) as the only players in NFL history to rush for 1,500 yards and 15 touchdowns in two consecutive seasons. Set up a Titans' touchdown with a 33-yard run down to the Lions' three-yard line on third-and-one on the first play of the fourth quarter. Increased the Titans' lead to 32-18 with a two-point conversion plunge early in the fourth quarter.
- At Green Bay (12/27), rushed 23 times for 98 yards.
- At Houston (1/3), named AFC Offensive Player of the Week after carrying the ball 34 times for a franchise-record 250 rushing yards with two touchdowns in the Titans' division-clinching victory and in the process became the eighth player in NFL history to eclipse 2,000 rushing yards in a season. Became the first player in NFL history with five career games with at least 200 rushing yards and two rushing touchdowns. Gave the Titans a 10-3 lead with a 52-yard touchdown jaunt off right tackle on the

first play of the second quarter. Set up the Titans' second touchdown of the afternoon with a 28-yard run to the Texans' one-yard line in the second stanza. Extended the Titans' lead to 24-9 with a six-yard touchdown run off left end in the third quarter. Set up a Titans' touchdown in the third quarter with a 45-yard rumble down the right sideline to the Houston five-yard line in the third quarter.

- Against Baltimore (1/10) in the Wild Card game, rushed 18 times for 40 yards and caught three passes for 11 yards.

2019 (15/15, 3/3): Named the NFL's FedEx Ground Player of the Year. Named second-team All-Pro by the Associated Press. Selected to his first career Pro Bowl. Started 15 games at running back and led the NFL with a career-best 1,540 rushing yards. Led the AFC, ranked third in NFL and led the squad with a career-high 18 total touchdowns. Hauled in 18 receptions for 206 yards with two receiving touchdowns. Ranked second in the AFC and fourth in the NFL with a career-best 1,746 yards from scrimmage. Has posted 24 rushing touchdowns in his past 20 regular season games, which leads the NFL in that time period. Finished with the fourth-best rushing yardage total in franchise history and second in franchise history with 16 rushing touchdowns. Was inactive for one contest. Started all three playoff contests and finished the postseason with 83 rushing attempts for a league-best 446 yards and two touchdowns. His rushing yardage total ranked second in franchise postseason history behind Eddie George's 449 rushing yards during the 1999 playoffs. Hauled in five passes for 21 yards and threw a three-yard touchdown pass. Led the team in rushing yards 17 times in 2019 (at CLE, vs. IND, at ATL, vs. BUF, at DEN, vs. LAC, vs. TB, at CAR, vs. KC, vs. JAX, at IND, at OAK, vs. HOU, at HOU, at NE, at BAL, at KC). Tied for the team lead in receptions once in 2019 (at BAL). With two rushing touchdowns against Kansas City (11/10/19), passed Lorenzo White (29) for fifth place on the franchise's all-time rushing touchdowns list. Became the sixth player in franchise history with at least 12 touchdowns in two or more consecutive seasons. With his 74-yard touchdown run against Jacksonville (11/24/19), he joined Napoleon Kaufman (1997-1999) and Robert Smith (1997-2000) as the only players in NFL history to record a rushing touchdown of at least 70 yards in three consecutive seasons. Passed Steve McNair (3,439 career rushing yards) for sixth place on the team's all-time rushing list and later passed Hoyle Granger (3,514) for fifth place on the team's all-time rushing list at Oakland (12/8/19). Set a franchise playoff record with 182 rushing yards at New England (1/4/20) and then reset it with 195 rushing yards at Baltimore (1/11/20).

- At Cleveland (9/8), started at running back and rushed a game-high 19 times for a team-best 84 yards with a touchdown. Snared one reception for a career-best 75-yard touchdown. It was his first career performance with a rushing touchdown and receiving touchdown in a game. Gave the Titans a 10-6 lead with a one-yard touchdown plunge in the second quarter. Answered a Browns touchdown with a 75-yard touchdown reception on a screen to give the Titans a 22-13 lead late in the third quarter.

- Against Indianapolis (9/15), started at running back and led the team with 82 rushing yards on 15 carries with a touchdown. Caught two passes for 12 yards. Gave the Titans a 14-13 lead with a one-yard touchdown plunge in the third stanza.

- At Atlanta (9/29), started at running back and led the team with 100 rushing yards on 27 carries. Hauled in one reception for eight yards out of the backfield.

- Against Buffalo (10/6), started at running back and led the team with 78 rushing yards on 20 carries with a touchdown. Rumbled for 24 yards on a rush off right end late in the first quarter. Evened the score at 7-7 with a one-yard touchdown plunge on third-and-one in the third quarter.

- Against L.A. Chargers (10/20), started at running back and led the team with 90 rushing yards on 22 rushes with a touchdown. Snagged one reception for 18 yards. Extended the Titans' lead to 23-13 with an 11-yard touchdown rumble off left end in the fourth quarter. On an eight-yard run in the fourth quarter, he passed Ronnie Coleman (2,769 career rushing yards) for ninth place on the franchise's all-time rushing list.

- At Carolina (11/3), started at running back and carried the ball 13 times for 63 yards with a touchdown. Snared three passes for 36 yards with a receiving score. During the Titans' initial touchdown drive in the third quarter, rushed seven times for 47 yards and finished the march with an eight-yard touchdown run up the middle. Cut the Panthers' lead to 24-14 with a 23-yard touchdown reception on a screen early in the final quarter.

- Against Kansas City (11/10), started at running back and rushed 23 times for a then-season-best 188 rushing yards with two touchdowns. Caught two passes for three yards. Gave the Titans a 20-19 with a 68-yard touchdown run up the middle in the third quarter. On his 68-yard touchdown, became the ninth player in franchise history to reach 3,000 career rushing yards.

Cut the Chiefs' lead to 29-27 with a one-yard touchdown plunge midway through the fourth quarter.

- Against Jacksonville (11/24), started at running back and rushed 19 times for 159 yards with two touchdowns. Caught one pass for 16 yards. Set up the Titans' second touchdown with a pass to Jonnu Smith which drew a 16-yard pass interference penalty in the end zone in the third quarter. Broke the game open with a 74-yard touchdown run down the left sideline in the third quarter. Less than 30 seconds later after a Titans' fumble recovery on the ensuing kickoff, gave the team a commanding 28-3 lead with a seven-yard touchdown plunge.

- At Indianapolis (12/1), started at running back and carried the ball 26 times for 149 yards with a touchdown. Tied for the team lead with three receptions for 17 yards. Posted his third consecutive 100-yard+ rushing performance. Kept the Titans' opening touchdown drive alive with a three-yard run on third-and-one in the first quarter. Kickstarted the Titans' second touchdown march with a 34-yard run off right end in the third stanza. Cut the Colts lead to 17-14 with a 13-yard touchdown jaunt on fourth-and-one in the third quarter.

- At Oakland (12/8), started at running back and posted his fourth consecutive 100-yard rushing performance with a team-best 103 yards on the ground on 18 carries with two rushing scores. Caught one pass for six yards. Extended the Titans' first touchdown drive with a 12-yard rumble on third-and-one in the opening quarter. Evened the score at 7-7 with a 12-yard touchdown run off left end in the opening quarter. Gave the Titans a 28-21 lead with a 10-yard touchdown jaunt up the middle in the third stanza.

- At Houston (12/29), named AFC Offensive Player of the Week. Rushed a season-high 32 times for a season-best 211 yards with three touchdowns to become the NFL's leading rusher in 2019. Carried the ball seven times for 46 yards during the Titans' touchdown march to start the second half. Increased the Titans lead to 21-7 with a three-yard touchdown plunge in the third quarter. Gave the Titans a 28-14 advantage with a one-yard touchdown run early in the final stanza. Sealed the victory and captured the 2019 NFL rushing title with a 53-yard touchdown jaunt late in the fourth quarter.

- At New England (1/4), started at running back and led the team with a then franchise playoff record 182 rushing yards on 34 carries with a touchdown. Snared a 22-yard reception out of the backfield. Rushed for the second-most yards on the road in an NFL playoff game since 1950. Fueled the Titans' opening touchdown march with seven carries for 49 yards. Kickstarted the Titans' second touchdown drive with a 29-yard jaunt off right tackle in the second quarter. Set up the Titans' second touchdown with a 22-yard catch on a screen down to the Patriots' one-yard line late in the second quarter. Gave the Titans a 14-13 lead with a one-yard touchdown plunge late in the second stanza. Accounted for all 75 yards during the Titans' second touchdown drive.

- At Baltimore (1/11), started at running back. Collected a franchise postseason record 195 rushing yards on 30 carries and threw his first career touchdown pass. Tied for the team lead with two catches for seven yards. Set up the Titans' third touchdown of the afternoon with a 66-yard jaunt up the middle to the Ravens' six-yard line in the third quarter. Extended the Titans lead to 21-6 with a three-yard touchdown pass to Corey Davis out of the wildcat formation midway through the third stanza.

- At Kansas City (1/19), started at running back and rushed 19 times for 69 yards with a touchdown. Hauled in two passes for minus-eight yards. Gave the Titans a 10-0 lead with a four-yard touchdown run on a direct snap in the first quarter. Extended the Titans' second touchdown drive with a three-yard run on third-and-one in the second stanza.

2018 (16/12): Named to the PFWA's All-AFC team. Played in all 16 games with 12 starts at running back. Led the team and tied for the AFC lead with a then career-best 12 rushing touchdowns. Led the team and ranked second in the AFC with a then career-high 1,059 rushing yards on 215 carries. Hauled in 15 receptions for 99 yards. Completed two of three passes for 14 yards. Set a franchise record with 238 rushing yards and tied a franchise mark with four rushing touchdowns, including an NFL-record-tying 99-yard rushing score against Jacksonville (12/6/18). Led the team in rushing yards eight times in 2018 (vs. HOU, at JAX, at BUF, vs. NE, at IND, vs. JAX, at NYG, vs. WAS). Named AFC Offensive Player of the Week after collecting a franchise-best 238 rushing yards with a franchise-tying four rushing touchdowns against Jacksonville (12/6/18). Named AFC Offensive Player of the Month for December 2018 after registering 97 carries for 625 yards and eight touchdowns. Henry authored one of only four calendar months for the franchise since 1970 in which a player rushed for at least 600 yards.

- Against Houston (9/16), started at running back and led the team with 18 carries and 56 rushing yards. Posted his first career completion with a toss to Taywan Taylor for eight yards on a play out of the Wildcat formation. Extended the Titans' second scoring drive with a five-yard jaunt out of the Wildcat on third-and-one in the first quarter.
- At Los Angeles Chargers in London (10/21), started at running back and carried the ball 12 times for 33 yards with a touchdown. Snared two receptions for 32 yards out of the backfield. Ignited the Titans' second scoring drive with a 21-yard catch in the second stanza. Cut the Chargers' lead to 17-13 with a one-yard touchdown plunge with 9:43 left to play in the third quarter. Kept the Titans' final touchdown drive alive with a three-yard run on third-and-one in the fourth quarter.
- Against New England (11/11), started at running back and led the team with 58 rushing yards on 11 carries with a then career-high-tying two rushing scores. Extended the Titans lead to 24-10 with a one-yard touchdown plunge late in the second quarter. Sealed the Titans' victory with a 10-yard touchdown run out of the Wildcat to make the score 34-10 in the fourth quarter.
- Against Jacksonville (12/6), named AFC Offensive Player of the Week after rushing 17 times for a franchise-best 238 rushing yards with a franchise-tying four rushing touchdowns. His 238 rushing yards set a new franchise record, breaking Chris Johnson's mark of 228 yards against the Jaguars on Nov. 1, 2009. Became the seventh NFL player since the 1970 AFL-NFL merger with at least four rushing touchdowns and at least 200 rushing yards in a game. Matched Johnson as the only players in NFL history with a rushing touchdown of at least 90 yards and a rushing touchdown of at least 50 yards in the same game. Gave the Titans an early 7-0 lead with a three-yard touchdown plunge in the first quarter. Gave the Titans a commanding 13-2 lead with an NFL record-tying long 99-yard touchdown jaunt that featured multiple stiff arms in the second quarter. Notched his third rushing touchdown of the evening with a 16-yard rumble up the middle in the third quarter. Tied the franchise record with his fourth rushing score on a 54-yard sprint down the right sideline in the third stanza. With his four touchdowns in the game, he set a new career high with nine rushing touchdowns on the season.
- At N.Y. Giants (12/16), started at running back and posted a career-high 33 rushes for 170 yards and two touchdowns. Grabbed one reception out of the backfield. Recorded a team-best 10 first downs. Gave the Titans an early 7-0 lead with a one-yard touchdown plunge on fourth-and-goal in the first stanza. On a 22-yard run in the second quarter, surpassed 2,000 career rushing yards. Increased the Titans lead to 14-0 with his second one-yard touchdown run of the afternoon with 2:20 left to play in the third quarter.
- Against Washington (12/22), started at running back and rushed 21 times for 84 yards with a touchdown. Caught one pass for eight yards. Gave the Titans an early 6-3 lead with a one-yard touchdown plunge in the first quarter. Set up the Titans' game-winning touchdown with an 18-yard rumble down to the Redskins' two-yard line in the final stanza.
- Against Indianapolis (12/30), started at running back and led the team with 93 rushing yards on 16 carries. Hauled in one reception for 13 yards. Set up a Titans' touchdown by rumbling 33 yards to the Colts' 22-yard line late in the third quarter.

2017 (16/2, 2/2): Saw action in all 16 games with two starts at running back and led the team with a career-best 744 rushing yards on 176 carries. Tied for second on the squad with five rushing touchdowns. Caught 11 passes for 136 yards with a touchdown. Started his first two career postseason contests and led the squad with 184 rushing yards on 35 carries with a touchdown. Recorded five catches for 56 yards. Led the team in rushing yards eight times in 2017 (at JAX, vs. IND, vs. BAL, vs. CIN, at PIT, at IND, vs. HOU, at KC). Had three 100-yard rushing performances (including the playoffs) in 2017 (vs. IND, vs. HOU, at KC). Collected a career-best 131 rushing yards against Indianapolis (10/16/17). Set a new single-game postseason franchise record with 191 scrimmage yards at Kansas City (1/6/18), breaking a 57-year-old record.

- At Jacksonville (9/17), saw action as a reserve at running back and led the team with a then career-best 92 rushing yards on 14 carries with a touchdown. Posted 87 of his rushing yards in the second half. Kept the Titans' second scoring drive alive with a two-yard run on third-and-one in the second quarter. Gave the Titans a 16-3 lead with a punishing 17-yard touchdown run up the middle with 6:36 left to play in the third quarter. Extended the Titans' final touchdown drive with a three-yard plunge on third-and-one in the final quarter.
- Against Indianapolis (10/16), saw action as a reserve at running back and led the team with a career-best 131 rushing yards on a career-high

- 19 rushes with a touchdown. Caught one pass for 14 yards out of the backfield. Sealed the Titans' win with a 72-yard touchdown rumble down the left sideline on third-and-five with 47 second left to play in the game.
- Against Baltimore (11/5), played as a reserve at running back and led the team with 26 rushing yards on eight carries including a touchdown. Caught two passes for 10 yards. Increased the Titans lead to 16-6 with a one-yard touchdown run on third-and-one in the second quarter. Extended the Titans' game-winning touchdown drive with a six-yard catch on third-and-three in the fourth quarter.
- At Indianapolis (11/26), saw action as a reserve at running back and led the team with 79 rushing yards on 13 carries. Hauled in one reception for 10 yards out of the backfield. During the team's game-winning drive in the fourth quarter, posted five carries for 42 yards and one reception for 10 yards. Helped seal the game with a 16-yard run on the first play after the two-minute warning.
- Against Houston (12/3), played as a reserve at running back and led the team with 109 rushing yards on 11 carries with a score. Set up the Titans' first touchdown with a 24-yard rumble down to the Texans' nine-yard line. Extended the Titans' second touchdown drive with a three-yard run on fourth-and-one late in the third quarter. Clinched the victory with a 75-yard touchdown run on third-and-five late in the fourth quarter.
- At Arizona (12/10), started at running back as the team opened in a two-back set and rushed eight times for 20 yards with a touchdown. Gave the Titans a 7-0 lead with a six-yard touchdown run off left end with 7:16 remaining in the first half.
- Against Jacksonville (12/31), started at running back and carried the ball a career-high 28 times for 51 yards. Led the team with 66 receiving yards and a touchdown. Gave the Titans a 6-0 lead with a 66-yard touchdown catch on a screen pass early in the second quarter.
- At Kansas City (1/6), started at running back and led the team with 156 rushing yards on 23 carries with a touchdown in his first career postseason game. Caught two passes for 35 yards out of the backfield. His 191 scrimmage yards set a new single-game postseason record for the franchise, breaking a 57-year-old record. Cut the Chiefs' lead to 21-16 with a 35-yard touchdown jaunt with 14:08 left to play in the game. Sealed the victory with a 22-yard rumble for a first down on third-and-10 with 1:53 remaining in the game.

2016 (15/2): Played in 15 games with two starts at running back as a rookie and ranked second on the team with 490 rushing yards on 110 carries with five touchdowns. Became the third rookie for the franchise in the "Titans era" to score at least five touchdowns in a season. Hauled in 13 receptions for 137 yards. Did not play in one contest after suffering an injury in pregame warmups. Led the team in rushing yards twice (at CHI, vs. HOU). Tied for the team lead in receptions once (vs. JAX). Appeared in his first career NFL game and started at running back against Minnesota (9/11/16). Posted his first career touchdown against Jacksonville (10/27/16).

- Against Minnesota (9/11), made his NFL debut and started in a two-running back set. Carried the ball five times for three yards and caught two passes for 41 yards. Set up the Titans' opening field goal by hauling in his first career catch and reversing field for a 29-yard gain in the first quarter.
- At Detroit (9/18), played as a reserve at running back and rushed nine times for 40 yards. Caught one pass for nine yards. Extended the Titans' first scoring drive with a five-yard jaunt on third-and-one late in the opening stanza.
- At Miami (10/9), started at running back as the team opened the game in a two-running back set. Rushed seven times for 54 yards with a long rush of 22 yards. Set up the Titans' second touchdown with a 22-yard dash up the middle in the second quarter.
- Against Jacksonville (10/27), played significant snaps as a reserve at running back and rushed 16 times for 60 yards with his first career touchdown. Tied for the team lead with four receptions for 37 yards. Increased the Titans lead to 17-0 with his first career rushing touchdown on a six-yard run off right end in the second quarter. Kept the Titans' final scoring drive alive with a two-yard rumble on third-and-one on the first play of the fourth quarter.
- At San Diego (11/6), did not play after being injured in pregame warmups.
- At Chicago (11/27), played as a reserve at running back and led the team with 60 rushing yards on eight carries with a touchdown. Evened the score at 7-7 with an 11-yard touchdown run off left tackle with four seconds left to play in the first quarter.
- At Kansas City (12/18), played as a reserve at running back and carried the ball nine times for 58 yards with two touchdowns. Carried the ball five times for 41 yards during the Titans' initial touchdown drive that was punctuated by his four-yard touchdown run with 11:58 left to play in the

second quarter. Cut the Chiefs' lead to 17-16 with his second touchdown of the afternoon, a one-yard jaunt, with 3:12 left to play in the fourth quarter.

- Against Houston (1/1), played as a reserve at running back and led the team with a career-best 65 rushing yards on 15 carries with a touchdown. Caught one pass for three yards. Kept the Titans' final touchdown drive alive with a 14-yard run on third-and-one in the third quarter. Gave the Titans a 21-7 advantage with a two-yard touchdown jaunt with 4:44 left to play in the third stanza.

COLLEGE:

- In three seasons at Alabama (2013-15), Henry played in 39 games and totaled 602 carries for a school-record 3,591 yards and 42 rushing touchdowns and added 285 yards on 17 career receptions with three receiving scores. Henry won numerous awards including the Heisman Trophy, the Doak Walker Award, Walter Camp Award, and Maxwell Award. During Alabama's victory over Clemson in the 2016 College Football Playoff National Championship, he broke Shaun Alexander's record for most career rushing yards in Alabama history.
- As a junior (2015), claimed the Crimson Tide's second Heisman Trophy and led his team to the College Football Playoff National Championship. Also won the Doak Walker and Maxwell Award and was selected as the Walter Camp Player of the Year. Named a unanimous first team All-American and first team All-SEC by the league's coaches and the Associated Press. Selected as the SEC Offensive Player of the Year by both outlets. Rushed for a school- and Southeastern Conference record 2,219 yards, which led the nation and was the fifth most in a single-season by an FBS player in college football history. Averaged 147.9 yards per game, which was second in the country. His 28 rushing touchdowns were a national best and an SEC record, snapping Tim Tebow and Tre Mason's old mark of 23. Led the SEC in rushing in conference games with a 179.2 yards per game average, including 13 touchdowns. Had multiple rushing touchdowns in nine games and set the Alabama single-season record with 10 100-yard rushing games and four 200-yard games, which broke Bobby Humphrey's school record (3) set in 1986. Only the third running back in SEC history (Herschel Walker and Bo Jackson) to have four 200-yard games in a single season. Set the school record with 11 consecutive games with a rushing touchdown and finished his career 20 straight, which was the most in the SEC history. Caught 11 passes for 91 yards. Accounted for a team-high 109 first down rushes on a school-record 395 carries. Was a five-time SEC Offensive Player of the Week (Wisconsin, Georgia, Texas A&M, Mississippi State and Auburn).
- At Auburn (11/28/15), produced a Heisman-worthy performance as he rushed his way past the Tigers on the Plains to the tune of a career-high 271 yards on the ground on a school-record 46 carries. Scored a touchdown on his 46th and final carry on a 25-yard jaunt that capped 14 straight rushes to end the game. Earned Walter Camp National Player of the Week honors and SEC Player of the Week accolades.
- Against Clemson (1/11/16), rushed for 158 yards and three touchdowns as the Crimson Tide claimed a 45-40 victory to win the national championship. Carried 36 times, including a 50-yard touchdown scamper in the first quarter and then sealed the win with a one-yard plunge with 1:07 remaining in the game.
- As a sophomore (2014), finished the year with 990 rushing yards on 172 carries with 11 rushing touchdowns. Had five receptions for 133 yards and two receiving touchdowns. Played in all 14 games with two starts and had 21 explosive rushes of 12 yards or more while converting 47 first downs, including four on third down. Three of his five receptions were explosive, taking screen passes 29, 41 and 52 yards.
- As a freshman (2013), as a true freshman saw action in 12 games and totaled 382 rushing yards on 35 carries for a 10.9 yards per carry average. Rushed 10 times (28.6 percent) for 12 yards or more while converting 17 first downs. Took his one pass reception to the end zone for a 61-yard catch and run in the Sugar Bowl. Contributed three tackles on special teams. Registered two 100-yard game (111 vs. Arkansas and 100 vs. Oklahoma).
- Graduated from Alabama in May 2018 with a degree in communications.

PERSONAL:

- Attended Yulee (Fla.) High School, where he was five-star prospect that was listed as the nation's No. 1 athlete and No. 4 running back prospect.
- Was a member of the 2012 All-USA Football Team, chosen by USA Today and also was named the 2012 Maxwell Football Club National High School Player of the Year.
- Broke Ken Hall's 51-year-old national high school rushing record with

12,124 yards after rushing for 4,261 yards as a senior in 2012. Was a Parade Magazine All-American and the publication's National Player of the Year.

- Played for the East squad in the U.S. Army All-American Bowl, rushing for 53 yards with a touchdown and a two-point conversion.
- Named MaxPreps National Player of the Year and first-team All-American after finishing his high school career with 153 rushing touchdowns, which ranks fifth all time, including 55 scores in 2012.
- Set the Florida high school record with a 510-yard performance against Jacksonville Jackson and averaged 9.2 yards per carry and 327.8 yards per game as a senior.
- Named 2012 first-team All-State selection by the Associated Press and was the Player of the Year on the All-First Coast team.
- Named the 2012 Columbus (Ohio) Touchdown Club National High School Player of the Year as a senior.
- As a junior (2011), rushed for 2,610 yards and 34 scores to earn first-team All-Coast honors from the Florida Times-Union.
- As a sophomore (2010) was named first-team All-Coast running back after rushing for 2,788 yards and 38 touchdowns while averaging 8.9 yards per attempt.
- As a freshman (2009), rushed for 2,465 yards and 26 scores.
- Also played basketball and ran track (100, 400, 4x100, 4x400) in high school.
- As a standout track & field athlete, he competed as a sprinter and posted a personal-best time of 11.11 seconds in the 100-meter dash at the 2011 FHSAA 2A District 3 Championships, where he placed seventh.
- List of favorites: (movie) "Remember the Titans"; (musician) Kevin Gates; (place to get away) anywhere with his family; (food) wings; (athletes as a child) LaDainian Tomlinson and Eddie George; (sports teams as a child) New York Yankees, Los Angeles Lakers.
- Follow Henry on Twitter at @kinghenry_2.
- Follow Henry on Instagram at @last_king_2.
- Born Derrick Lamar Henry, Jr. on Jan. 4, 1994 in Yulee, Fla.

DERRICK HENRY'S GAME-BY-GAME

2016 Tennessee Titans					RUSHING				RECEIVING				
Date	Opp	W/L	P/S	Att	Yds	Avg	Lg	TD	No	Yds	Avg	Lg	TD
Sept 11	Min	L	S	5	3	0.6	5	0	2	41	20.5	29	0
Sept 18	@ Det	W	p	9	40	4.4	9	0	1	9	9.0	9	0
Sept 25	Oak	L	p	10	45	4.5	13	0	0	0	-	0	0
Oct 2	@ Hou	L	p	3	9	3.0	6	0	0	0	-	0	0
Oct 9	@ Mia	W	S	7	54	7.7	22	0	0	0	-	0	0
Oct 16	Cle	W	p	2	7	3.5	4	0	2	20	10.0	12	0
Oct 23	Ind	L	p	1	3	3.0	3	0	0	0	-	0	0
Oct 27	Jax	W	p	16	60	3.8	15	1	4	37	9.3	15	0
Nov 6	@ SD	L	DNP										
Nov 13	GB	W	p	9	31	3.4	19	0	0	0	-	0	0
Nov 20	@ Ind	L	p	0	0	-	0	0	0	0	-	0	0
Nov 27	@ Chi	W	p	8	60	7.5	17	1	0	0	-	0	0
Dec 11	Den	W	p	12	42	3.5	6	0	1	5	5.0	5	0
Dec 18	@ KC	W	p	9	58	6.4	15	2	0	0	-	0	0
Dec 24	@ Jax	L	p	4	13	3.3	10	0	2	22	11.0	11	0
Jan 1	Hou	W	p	15	65	4.3	14	1	1	3	3.0	3	0
Totals		9-7	15/2	110	490	4.5	22	5	13	137	10.5	29	0

2017 Tennessee Titans					RUSHING				RECEIVING				
Date	Opp	W/L	P/S	Att	Yds	Avg	Lg	TD	No	Yds	Avg	Lg	TD
Sept 10	Oak	L	p	6	25	4.2	8	0	0	0	-	0	0
Sept 17	@ Jax	W	p	14	92	6.6	17t	1	0	0	-	0	0
Sept 24	Sea	W	p	13	54	4.2	25	0	1	10	10.0	10	0
Oct 1	@ Hou	L	p	6	7	1.2	3	0	0	0	-	0	0
Oct 8	@ Mia	L	p	4	9	2.3	11	0	0	0	-	0	0
Oct 16	Ind	W	p	19	131	6.9	72t	1	1	14	14.0	14	0
Oct 22	@ Cle	W	p	13	13	1.0	9	0	2	11	5.5	8	0
Nov 5	Bal	W	p	8	26	3.3	10	1	2	10	5.0	6	0
Nov 12	Cin	W	p	11	52	4.7	23	0	0	0	-	0	0
Nov 16	@ Pit	L	p	7	32	4.6	16	0	0	0	-	0	0
Nov 26	@ Ind	W	p	13	79	6.1	16	0	1	10	10.0	10	0
Dec 3	Hou	W	p	11	109	9.9	75t	1	0	0	-	0	0
Dec 10	@ Ari	L	S	8	20	2.5	9	1	0	0	-	0	0
Dec 17	@ SF	L	p	7	19	2.7	10	0	2	9	4.5	8	0
Dec 24	LAR	L	p	8	25	3.1	10	0	1	6	6.0	6	0
Dec 31	Jax	W	S	28	51	1.8	13	0	1	66	66.0	66t	1
Totals		9-7	16/2	176	744	4.2	75t	5	11	136	12.4	66t	1

Playoffs	
Jan 6	@ KC W S 23 156 6.8 35t 1 2 35 17.5 29 0
Jan 13	@ NE L S 12 28 2.3 4 0 3 21 7.0 14 0
Totals	1-1 2/2 35 184 5.3 35t 1 5 56 11.2 29 0

2018 Tennessee Titans					RUSHING				RECEIVING				
Date	Opp	W/L	P/S	Att	Yds	Avg	Lg	TD	No	Yds	Avg	Lg	TD
Sept 9	@ Mia	L	S	10	26	2.6	5	0	1	5	5.0	5	0
Sept 16	Hou	W	S	18	56	3.1	9	0	0	0	-	0	0
Sept 23	@ Jax	W	S	18	57	3.2	14	0	0	0	-	0	0
Sept 30	Phi	W	S	8	24	3.0	14	0	2	7	3.5	13	0
Oct 7	@ Buf	L	S	11	56	5.1	14	0	0	0	-	0	0
Oct 14	Bal	L	S	7	21	3.0	6	0	1	5	5.0	5	0
Oct 21	@ LAC	L	S	12	33	2.8	7	1	2	32	16.0	21	0
Nov 5	@ Dal	W	S	6	27	4.5	13	1	2	5	2.5	3	0
Nov 11	NE	W	S	11	58	5.3	14	2	0	0	-	0	0
Nov 18	@ Ind	L	p	9	46	5.1	16	0	0	0	-	0	0
Nov 26	@ Hou	L	p	8	30	3.8	8	0	2	19	9.5	11	0
Dec 2	NYJ	W	p	10	40	4.0	12	1	2	5	2.5	4	0
Dec 6	Jax	W	p	17	238	14.0	99t	4	0	0	-	0	0
Dec 16	@ NYG	W	S	33	170	5.2	22	2	1	0	0.0	0	0
Dec 22	Was	W	S	21	84	4.0	18	1	1	8	8.0	8	0
Dec 30	Ind	L	S	16	93	5.8	33	0	1	13	13.0	13	0
Totals		9-7	16/12	215	1,059	4.9	99t	12	15	99	6.6	21	0

2019 Tennessee Titans					RUSHING				RECEIVING				
Date	Opp	W/L	P/S	Att	Yds	Avg	Lg	TD	No	Yds	Avg	Lg	TD
Sept 8	@ Cle	W	S	19	84	4.4	18	1	1	75	75.0	75t	1
Sept 15	Ind	L	S	15	82	5.5	18	1	2	12	6.0	9	0
Sept 19	@ Jax	L	S	17	44	2.6	11	1	1	2	2.0	2	0
Sept 29	@ Atl	W	S	27	100	3.7	16	0	1	8	8.0	8	0
Oct 6	Buf	L	S	20	78	3.9	24	1	0	0	-	0	0
Oct 13	@ Den	L	S	15	28	1.9	6	0	1	5	5.0	5	0
Oct 20	LAC	W	S	22	90	4.1	12	1	1	18	18.0	18	0
Oct 27	TB	W	S	16	75	4.7	34	0	1	8	8.0	8	0
Nov 3	@ Car	L	S	13	63	4.8	12	1	3	36	12.0	23t	1
Nov 10	KC	W	S	23	188	8.2	68t	2	2	3	1.5	6	0
Nov 24	Jax	W	S	19	159	8.4	74t	2	1	16	16.0	16	0
Dec 1	@ Ind	W	S	26	149	5.7	34	1	3	17	5.7	9	0
Dec 8	@ Oak	W	S	18	103	5.7	24	2	1	6	6.0	6	0
Dec 15	Hou	L	S	21	86	4.1	23	0	0	0	-	0	0
Dec 22	NO	L	IA										
Dec 29	@ Hou	W	S	32	211	6.6	53t	3	0	0	-	0	0
Totals		9-7	15/15	303	1,540	5.1	74t	16	18	206	11.4	75t	2

Playoffs	
Jan 4	@ NE W S 34 182 5.4 29 1 1 22 22.0 22 0
Jan 11	@ Bal W S 30 195 6.5 66 0 2 7 3.5 8 0
Jan 19	@ KC L S 19 69 3.6 13 1 2 -8 -4.0 -2 0
Totals	2-1 3/3 83 446 5.4 66 2 5 21 4.2 22 0

2020 Tennessee Titans					RUSHING				RECEIVING				
Date	Opp	W/L	P/S	Att	Yds	Avg	Lg	TD	No	Yds	Avg	Lg	TD
Sept 14	@ Den	W	S	31	116	3.7	13	0	3	15	5.0	6	0
Sept 20	Jax	W	S	25	84	3.4	14	0	0	0	-	0	0
Sept 27	@ Min	W	S	26	119	4.6	16	2	2	11	5.5	6	0
Oct 13	Buf	W	S	19	57	3.0	12	2	1	6	6.0	6	0
Oct 18	Hou	W	S	22	212	9.6	94t	2	2	52	26.0	53	0
Oct 25	Pit	L	S	20	75	3.8	17	1	2	-3	-1.5	-1	0
Nov 1	@ Cin	L	S	18	112	6.2	21	1	0	0	-	0	0
Nov 8	Chi	W	S	21	68	3.2	26	0	0	0	-	0	0
Nov 12	Ind	L	S	19	103	5.4	20	0	1	6	6.0	6	0
Nov 22	@ Bal	W	S	28	133	4.8	29t	1	1	-1	-1.0	-1	0
Nov 29	@ Ind	W	S	27	178	6.6	31	3	2	7	3.5	4	0
Dec 6	Cle	L	S	15	60	4.0	10	0	1	9	9.0	9	0
Dec 13	@ Jax	W	S	26	215	8.3	47	2	2	7	3.5	6	0
Dec 20	Det	W	S	24	147	6.1	33	1	2	5	2.5	6	0
Dec 27	@ GB	L	S	23	98	4.3	10	0	0	0	-	0	0
Jan 3	@ Hou	W	S	34	250	7.4	52t	2	0	0	-	0	0
Totals		11-5	16/16	378	2,027	5.4	94t	17	19	114	6.0	53	0

Playoffs	
Jan 10	Bal L S 18 40 2.2 8 0 3 11 3.7 7 0
Totals	0-1 1/1 18 40 2.2 8 0 3 11 3.7 7 0

2021 Tennessee Titans					RUSHING				RECEIVING				
Date	Opp	W/L	P/S	Att	Yds	Avg	Lg	TD	No	Yds	Avg	Lg	TD
Sept 12	Ari	L	S	17	58	3.4	19	0	3	19	6.3	8	0
Sept 19	@ Sea	W	S	35	182	5.2	60t	3	6	55	9.2	15	0
Sept 26	Ind	W	S	28	113	4.0	19	0	3	31	10.3	14	0
Oct 3	@ NYJ	L	S	33	157	4.8	22	1	2	20	10.0	16	0
Oct 10	@ Jax	W	S	29	130	4.5	15	3	0	0	-	0	0
Oct 18	Buf	W	S	20	143	7.2	76t	3	2	13	6.5	9	0
Oct 24	KC	W	S	29	86	3.0	11	0	2	16	8.0	13	0
Oct 31	@ Ind	W	S	28	68	2.4	9	0	0	0	-	0	0
Nov 7	@ LAR	W	IR										
Nov 14	NO	W	IR										
Nov 21	Hou	L	IR										
Nov 28	@ NE	L	IR										
Dec 12	Jax	W	IR										
Dec 19	@ Pit	L	IR										
Dec 23	SF	W	IR										
Jan 2	Mia	W	IR										
Jan 9	@ Hou	W	IR										
Totals		12-5	8/8	219	937	4.3	76t	10	18	154	8.6	16	0

Playoffs	
Jan 22	Cin L S 20 62 3.1 9 1 0 0 - 0 0
Totals	0-1 1/1 20 62 3.1 9 1 0 0 - 0 0

DERRICK HENRY'S GAME-BY-GAME CONT.

2022 Tennessee Titans										RUSHING					RECEIVING				
Date	Opp	W/L	P/S	Att	Yds	Avg	Lg	TD	No	Yds	Avg	Lg	TD						
Sept 11	NYG	L	S	21	82	3.9	18	0	0	0	-	0	0						
Sept 19	@ Buf	L	S	13	25	1.9	9	1	0	0	-	0	0						
Sept 25	LV	W	S	20	85	4.3	24	1	5	58	11.6	23	0						
Oct 2	@ Ind	W	S	22	114	5.2	19t	1	3	33	11.0	22	0						
Oct 9	@ Was	W	S	28	102	3.6	15	2	2	30	15.0	24	0						
Oct 23	Ind	W	S	30	128	4.3	23	0	3	10	3.3	9	0						
Oct 30	@ Hou	W	S	32	219	6.8	41	2	1	9	9.0	9	0						
Nov 6	@ KC	L	S	17	115	6.8	56	2	0	0	-	0	0						
Nov 13	Den	W	S	19	53	2.8	10	0	2	14	7.0	7	0						
Nov 17	@ GB	W	S	28	87	3.1	9	1	2	45	22.5	42	0						
Nov 27	Cin	L	S	17	38	2.2	9	0	3	79	26.3	69	0						
Dec 4	@ Phi	L	S	11	30	2.7	6	0	2	8	4.0	6	0						
Dec 11	Jax	L	S	17	121	7.1	50	1	3	34	11.3	16	0						
Dec 18	@ LAC	L	S	21	104	5.0	13	1	4	59	14.8	37	0						
Dec 24	Hou	L	S	23	126	5.5	48t	1	2	0	0.0	5	0						
Dec 29	Dal	L	IA																
Jan 7	@ Jax	L	S	30	109	3.6	14	0	1	19	19.0	19	0						
Totals		7-10	16/16	349	1,538	4.4	56	13	33	398	12.1	69	0						

2023 Tennessee Titans										RUSHING					RECEIVING				
Date	Opp	W/L	P/S	Att	Yds	Avg	Lg	TD	No	Yds	Avg	Lg	TD						
Sept 10	@ NO	L	S	15	63	4.2	18	0	2	56	28.0	46	0						
Sept 17	LAC																		
Sept 24	@ Cle																		
Oct 1	Cin																		
Oct 8	@ Ind																		
Oct 15	Bal																		
Oct 29	Ail																		
Nov 2	@ Pit																		
Nov 12	@ TB																		
Nov 19	@ Jax																		
Nov 26	Car																		
Dec 3	Ind																		
Dec 11	@ Mia																		
Dec 17	Hou																		
Dec 24	Sea																		
Dec 31	@ Hou																		
Jan 6/7	Jax																		
Totals		0-1	1/1	15	63	4.2	18	0	2	56	28.0	46	0						

DERRICK HENRY'S NFL STATISTICS

REGULAR SEASON		RUSHING								RECEIVING				
Year	Team	GP	GS	Att	Yds	Avg	Lg	TD	No	Yds	Avg	Lg	TD	
2016	Tennessee	15	2	110	490	4.5	22	5	13	137	10.5	29	0	
2017	Tennessee	16	2	176	744	4.2	75t	5	11	136	12.4	66t	1	
2018	Tennessee	16	12	215	1,059	4.9	99t	12	15	99	6.6	21	0	
2019	Tennessee	15	15	303	1,540	5.1	74t	16	18	206	11.4	75t	2	
2020	Tennessee	16	16	378	2,027	5.4	94t	17	19	114	6.0	53	0	
2021	Tennessee	8	8	219	937	4.3	76t	10	18	154	8.6	16	0	
2022	Tennessee	16	16	349	1,538	4.4	56	13	33	398	12.1	69	0	
2023	Tennessee	1	1	15	63	4.2	18	0	2	56	28.0	46	0	
NFL Totals		103	72	1,765	8,398	4.8	99t	78	129	1,300	10.1	75t	3	

PLAYOFFS		RUSHING								RECEIVING				
Year	Team	GP	GS	Att	Yds	Avg	Lg	TD	No	Yds	Avg	Lg	TD	
2017	Tennessee	2	2	35	184	5.3	35t	1	5	56	11.2	29	0	
2019	Tennessee	3	3	83	446	5.4	66	2	5	21	4.2	22	0	
2020	Tennessee	1	1	18	40	2.2	8	0	3	11	3.7	7	0	
2021	Tennessee	1	1	20	62	3.1	9	1	0	0	-	0	0	
NFL Totals		7	7	156	732	4.7	66	4	13	88	6.8	29	0	

Single-Game Highs

Rushes - 35 at Seattle (9/19/21)
 Rushing Yards - 250 at Houston (1/3/21)
 Long Rush - 99t vs. Jacksonville (12/6/18)
 Touchdowns - 4 vs. Jacksonville (12/6/18)
 Receptions - 6 at Seattle (9/19/21)
 Receiving Yards - 79 vs. Cincinnati (11/27/22)
 Long Reception - 75t at Cleveland (9/8/19)
 Touchdowns - 1 (Three times, last at Carolina 11/3/19)

Additional Statistics

Pass Attempts - 2 for 3 for 14 yards (2018); 1 for 1 for 5-yard touchdown (2021); 2 for 2 for 4 yards with touchdown (2022)
 Tackles - 4 (2018), 1 (2019)
 Two-Point Conversions - 1 run (2020), 1 run (2021)
 Fumble Recoveries - 1 (2020), 1 (2021)

Playoff Single-Game Highs

Rushes - 34 at New England (1/4/20)
 Rushing Yards - 195 at Baltimore (1/11/20)
 Long Rush - 66 at Baltimore (1/11/20)
 Touchdowns - 1 (Four times, last vs. Cincinnati 1/22/22)
 Receptions - 3 (Twice, last vs. Baltimore 1/10/21)
 Receiving Yards - 35 at Kansas City (1/6/18)
 Long Reception - 29 at Kansas City (1/6/18)

Additional Playoff Statistics

Pass Attempts - 1 for 1 for 3-yard touchdown at Baltimore (1/11/20)
 Fumble Recoveries - 1 (2019)



37 AMANI HOOKER

DEFENSIVE BACK • 5'11" • 210 LBS • COLLEGE: IOWA
ACQUIRED: 4TH ROUND - 2019 • NFL EXPERIENCE (NFL/TITANS): 5/5
HOMETOWN: MINNEAPOLIS, MINN.
GAMES PLAYED/GAMES STARTED: 54/25 (PLAYOFFS: 5/1)



PRO: The Titans traded up to select Amani Hooker with the 116th overall pick in the fourth round of the 2019 NFL Draft. The 5-foot-11-inch, 210-pound defender was coveted for his versatility, having played safety, and a hybrid linebacker/cornerback position at Iowa. Hooker made a huge impact for the Titans secondary in his second pro campaign in 2020, appearing in all 16 games and tying for the team lead with four interceptions. In his third pro season, he ranked fourth on the team with a career-high 62 tackles.

CAREER HIGHLIGHTS:

- In 2022, appeared in nine games and collected 46 tackles, an interception, four quarterback pressures, a stop for loss, three passes defended, a forced fumble and a fumble recovery.
- In 2021, Hooker collected a career-best 62 tackles.
- In 2020, Hooker tied for the team lead with four interceptions while posting 44 tackles and eight passes defended.
- In 2019, Hooker played as a reserve safety in all 16 games as a rookie and collected 13 tackles while ranking third on the team with eight special teams tackles.
- As a junior in 2018, Hooker received the Tatum-Woodson award given to the best defensive back in the Big Ten.

TITANS TIDBITS:

- Hooker was named a finalist for Minnesota's Mr. Football in 2015. Yet he had just two FBS scholarship offers. When the in-state university showed hesitancy after multiple workouts, Hooker knew he belonged at Iowa saying, "love who loves me."
- In February 2019, Hooker helped crowdfund about \$1,200 for the Park Center high school football program through a Pledge-It campaign raising a dollar amount for every inch of his vertical jump at the NFL Scouting Combine. His 37-inch jump ranked fifth among safeties and equaled money for better equipment at his alma mater.
- Amani's brother, Quinton, played basketball for North Dakota and helped take the team to the NCAA tournament his senior year. Quinton was Minnesota's Mr. Basketball in high school and currently plays basketball professionally in France.

CAREER TRANSACTIONS:

- The Minneapolis, Minn., native was selected by the Titans in the fourth round (116th overall) of the 2019 NFL Draft.

SEASON RECAPS:

2023 (1/1): Has led the team in passes defended once in 2023 (at NO).
 • At New Orleans (9/10), started at safety and notched four tackles, an interception, another pass defended and a stop for loss. Registered a special teams tackle, forced fumble and fumble recovery on coverage units. Gave the Titans ideal field position by forcing a Rashid Shaheed fumble and recovering the loose ball at the Saints' 24-yard line on the opening kickoff of the contest. Stuffed Shaheed for a one-yard loss on a short pass late in the first quarter. Intercepted a Derek Carr pass intended for Juwan Johnson on third-and-eight late in the opening stanza. Broke up a third-and-seven pass intended for Johnson in the third quarter.

2022 (9/9): Started nine games at safety and registered 46 tackles, an interception, four quarterback pressures, a stop for loss, three passes defended, a forced fumble and a fumble recovery. Was inactive for eight games. Led or tied for the team lead in tackles twice in 2022 (vs. IND, vs. CIN). Tied for the team lead in passes defended twice in 2022 (vs. NYG, at BUF). Tied for the team lead in quarterback pressures once in 2022

(vs. JAX).

- Against N.Y. Giants (9/11), posted four tackles and an interception. Halted a Giants' scoring drive by intercepting a Daniel Jones pass intended for Saquon Barkley in the end zone in the fourth quarter.
- Against Las Vegas (9/25), notched six tackles and a forced fumble. Forced a Josh Jacobs fumble that rolled out of bounds at the Titans' two-yard line early in the fourth quarter.
- Against Indianapolis (10/23), returned to the lineup as a starter at safety and tied for the team lead with 10 tackles, including a stop for loss and a fumble recovery. Stuffed Deon Jackson for a one-yard loss on a rush off right end in the second quarter. Sealed the victory by recovering a Michael Pittman fumble that was forced by Terrance Mitchell late in the fourth quarter.
- At Houston (10/30), started at safety and notched a tackle before leaving the game late in the second quarter with an injury.
- Against Cincinnati (11/27), returned to the lineup and started at safety in his 50th career regular season game. Led the team with eight tackles.
- Against Jacksonville (12/11), posted four tackles and a pass defended. Tied for the team lead with three quarterback pressures. Broke up a pass intended for Christian Kirk late in the third quarter.
- At Jacksonville (1/7), returned to the lineup as a starter at safety and totaled five tackles.

2021 (12/12, 1/1): Started 12 games at safety and ranked fourth on the team with a career-best 62 tackles. Posted an interception, four passes defended, a stop for loss and a forced fumble. Placed on injured reserve on Sept. 15 and missed four games before being activated from injured reserve designated to return on Oct. 18. Was inactive for one contest. Started the postseason contest and registered seven tackles, an interception, another pass defended and a special teams stop. Led or tied for the team lead in tackles twice in 2021 (at LAR, vs. MIA). Led or tied for the team lead in passes defended twice in 2021 (vs. SF, vs. CIN). Tied for the team lead in special teams tackles once in 2021 (vs. CIN).

- Against Arizona (9/12), started at safety and collected six tackles before leaving the game late in the second quarter with an injury. Hauled in a six-yard pass from Matthias Farley on a fake punt late in the first quarter.
- Against Buffalo (10/18), returned to the lineup as a starter at safety and registered nine tackles with a forced fumble. Forced a Zack Moss fumble that landed out of bounds in the opening quarter.
- At Indianapolis (10/31), started at safety and posted four tackles with a pass defended. Defended a deep pass intended for Mo Alie-Cox late in the second quarter.
- At L.A. Rams (11/7), started at safety and led the team with a career-best 12 tackles. Stopped Darrell Henderson Jr. short of the first down with a diving tackle on a short third-and-three pass in the fourth quarter.
- Against Jacksonville (12/12), started at safety and posted two tackles with a pass defended. Broke up a pass intended for James O'Shaughnessy late in the third quarter.
- Against San Francisco (12/23), started at safety and tallied six tackles with an interception while helping limit All-Pro tight end George Kittle to just two receptions for 21 yards. Set up the Titans first touchdown of the evening by intercepting a Jimmy Garoppolo pass intended for Deebo Samuel and returning it 21 yards to the San Francisco 18-yard line in the third quarter.
- Against Miami (1/2), started at safety and tied for the team lead with six tackles to go along with a pass defended. Stopped Jaylen Waddle for no gain on a short pass in the first quarter. Defended a pass intended for DeVante Parker in the fourth quarter.
- Against Cincinnati (1/22), made his first career postseason start at safety

and registered seven tackles, an interception, another pass defended and a special teams stop. Halted a Bengals' drive by breaking up a third-and-five pass intended for Tee Higgins in the third quarter. Made a diving interception of a Joe Burrow tipped pass that set up the Titans' tying-touchdown late in the third quarter.

2020 (16/3, 1/0): Played in all 16 games with three starts at safety and tied for the team lead with four interceptions. Collected 44 tackles, a stop for loss and eight passes defended. Ranked fourth on the team with seven special teams tackles. Played as a reserve in the postseason contest. Tied for the team lead in passes defended twice at 2020 (at BAL, at HOU). Tied for the team lead in special teams tackles once in 2020 (at HOU). Collected his first career interception at Minnesota (9/27/20). Made his first career NFL start at Baltimore (11/22/20).

- Against Jacksonville (9/20), played as a reserve at safety and posted two tackles and a pass defended. Broke up a deep pass intended for Collin Johnson in the end zone late in the second quarter.
- At Minnesota (9/27), saw action as a reserve at safety and registered a tackle and his first career interception. Sealed the victory by intercepting a deep pass intended for Adam Thielen that was originally deflected by Kevin Byard late in the fourth quarter.
- Against Pittsburgh (10/25), played as a reserve at safety and registered three tackles and two passes defended, including an interception. Notched a special teams tackle on coverage units. Broke up a pass intended for James Conner in the second quarter. Intercepted a Ben Roethlisberger pass in the end zone that was initially deflected by Jayon Brown late in the final quarter.
- Against Chicago (11/8), played as a reserve at safety and tallied a career-high seven tackles. Registered two special teams tackles on coverage units. Sealed the victory by recovering an onside kick late in the fourth quarter.
- At Baltimore (11/22), made his first career start at safety and totaled six tackles with an interception and another pass defended. Defended a deep pass intended for Marquise Brown in the end zone in the second quarter. Intercepted Lamar Jackson's deep pass intended for Devin Duvernay late in the third quarter.
- At Jacksonville (12/13), started at safety and notched seven tackles, including a stop for loss. Rushed for a first down on a four-yard carry on a fake punt. Stuffed James Robinson for a one-yard loss on a rush up the middle early in the first quarter.
- At Houston (1/3), saw action as a reserve at safety and notched two tackles and an interception in the Titans' division-clinching victory. Collected a special teams tackle on coverage units. Intercepted a Deshaun Watson pass intended for Brandin Cooks in the first quarter.

2019 (16/0, 3/0): Played as a reserve safety in all 16 games as a rookie and collected 13 tackles. Ranked third on the team with eight special teams tackles. Saw action as a reserve in all three postseason contests and notched three tackles on defense and a special teams stop on coverage units. Caught one pass for 28 yards on a fake punt. Tied for the team lead in special teams tackles five times in 2019 (at JAX, vs. BUF, vs. TB, at IND, at HOU). Appeared in his first career NFL contest at Cleveland (9/8/19).

- At Cleveland (9/8), made his NFL debut as a reserve at safety and on special teams. Notched a stop on special teams coverage units.
- At Jacksonville (9/19), saw action as a reserve at safety and on special teams. Tied for the team lead with a special teams stop.
- At Atlanta (9/29), played as a reserve at safety and registered four tackles.
- Against Tampa Bay (10/27), saw action as a reserve at safety and tallied a tackle. Notched a special teams tackle on coverage units.
- Against Kansas City (11/10), saw action as a reserve at safety and registered two tackles.
- Against Jacksonville (11/24), played as a reserve at safety and on special teams. Notched two tackles on special teams coverage units.
- At Indianapolis (12/1), saw action as a reserve at safety and posted two tackles. Tied for the team lead with a special teams tackle on coverage units.
- At Oakland (12/8), saw significant action as a reserve at safety and amassed three tackles.
- Against Houston (12/15), played as a reserve at safety and on special teams.
- At Houston (12/29), played as a reserve at safety and on special teams. Tied for the team lead with a special teams stop on coverage units.
- At New England (1/4), saw action as a reserve safety in his postseason debut and posted two tackles.

• At Kansas City (1/19), saw action as a reserve at safety and on special teams. Posted a special teams tackle on coverage units and hauled in his first career reception on a fake punt. Extended the Titans' final touchdown drive with a 28-yard reception from Brett Kern on a fake punt in the fourth quarter.

COLLEGE:

- During a three-year career at Iowa, played in 36 games with 19 starts and totaled 125 tackles, six interceptions, a sack, 3.5 tackles for loss and nine passes defended. Declared for the NFL Draft following his junior campaign.
- As a junior (2018), named Tatum-Woodson Defensive Back of the Year in the Big Ten. Selected second team All-America by The Associated Press and USA Today and All-Big Ten by league coaches and media. Selected as Roy Carver Most Valuable Player for the Iowa defense. Started all 13 games and shared the team lead with four interceptions and seven pass break-ups, while ranking second with 65 tackles.
- As a sophomore (2017), saw action in 10 games with six starts and recorded 56 tackles, two interceptions with a touchdown return, and two passes defended. Named to Associated Press All-Bowl team following his performance in Pinstripe Bowl win over Boston College.
- As a freshman (2016), saw action in all 13 games, primarily on special teams, recording three solo tackles and one assist.
- Majored in sports and recreation management with a minor in entrepreneurship at Iowa.

PERSONAL:

- Attended Parker Center (Brooklyn Park, Minn.), High School where he played primarily safety and wide receiver, but also lined up as cornerback, running back, quarterback and linebacker.
- As a senior, was selected Conference MVP, named first team All-State and was a finalist for "Mr. Football."
- In his final high school campaign, the team captain set the school record for interceptions in a season (11) and helped team post a 9-3 record, while reaching state playoffs.
- Named second team All-State as a junior and third-team All-State as a sophomore and was selected first team All-Conference for three straight seasons.
- Also played basketball.
- List of favorites: (TV show) "Naruto"; (movies) "Transformers" series; (musician) Drake; (meal) My mom's chicken and rice; (dessert) My mom's brownies or her scotcheroos; (childhood sports team) Miami Heat because of Dwyane Wade and LeBron James; and (hidden talent) Fortnite.
- Follow Hooker on Twitter at @amaniball.
- Follow Hooker on Instagram at @amanihooker27.
- Born Amani Corvelle Hooker on June 14, 1998 in Minneapolis, Minn.

AMANI HOOKER'S GAME-BY-GAME

2019 Tennessee Titans

Date	Opp	W/L	P/S	Tot Solo Asst	Sk - Yds	QBP	TFL	Int - Yds	-TD	PD	FF	FR - Yds	SpT	
Sept 8	@ Cle	W	p	0	0	0	0.0	0.0	0	0	0	0	0	1
Sept 15	Ind	L	p	0	0	0	0.0	0.0	0	0	0	0	0	0
Sept 19	@ Jax	L	p	0	0	0	0.0	0.0	0	0	0	0	0	1
Sept 29	@ Atl	W	p	4	3	1	0.0	0.0	0	0	0	0	0	0
Oct 6	Buf	L	p	0	0	0	0.0	0.0	0	0	0	0	0	1
Oct 13	@ Den	L	p	0	0	0	0.0	0.0	0	0	0	0	0	0
Oct 20	LAC	W	p	1	1	0	0.0	0.0	0	0	0	0	0	0
Oct 27	TB	W	p	1	0	1	0.0	0.0	0	0	0	0	0	1
Nov 3	@ Car	L	p	0	0	0	0.0	0.0	0	0	0	0	0	0
Nov 10	KC	W	p	2	1	1	0.0	0.0	0	0	0	0	0	0
Nov 24	Jax	W	p	0	0	0	0.0	0.0	0	0	0	0	0	2
Dec 1	@ Ind	W	p	2	2	0	0.0	0.0	0	0	0	0	0	1
Dec 8	@ Oak	W	p	3	1	2	0.0	0.0	0	0	0	0	0	0
Dec 15	Hou	L	p	0	0	0	0.0	0.0	0	0	0	0	0	0
Dec 22	NO	L	p	0	0	0	0.0	0.0	0	0	0	0	0	0
Dec 29	@ Hou	W	p	0	0	0	0.0	0.0	0	0	0	0	0	1
Totals		9-7	16/0	13	8	5	0.0	0.0	0	0	0	0	0	8
Playoffs														
Jan 4	@ NE	W	p	2	0	2	0.0	0.0	0	0	0	0	0	0
Jan 11	@ Bal	W	p	1	0	1	0.0	0.0	0	0	0	0	0	0
Jan 19	@ KC	L	p	0	0	0	0.0	0.0	0	0	0	0	0	1
Totals		2-1	3/0	3	0	3	0.0	0.0	0	0	0	0	0	1

2020 Tennessee Titans

Date	Opp	W/L	P/S	Tot Solo Asst	Sk - Yds	QBP	TFL	Int - Yds	-TD	PD	FF	FR - Yds	SpT	
Sept 14	@ Den	W	p	0	0	0	0.0	0.0	0	0	0	0	0	1
Sept 20	Jax	W	p	2	2	0	0.0	0.0	0	0	0	0	1	0
Sept 27	@ Min	W	p	1	1	0	0.0	0.0	0	0	1	3	1	0
Oct 13	Buf	W	p	2	2	0	0.0	0.0	0	0	0	0	0	1
Oct 18	Hou	W	p	1	1	0	0.0	0.0	0	0	0	0	0	0
Oct 25	Pit	L	p	3	2	1	0.0	0.0	0	0	1	0	2	0
Nov 1	@ Cin	L	p	1	0	1	0.0	0.0	0	0	0	0	0	1
Nov 8	Chi	W	p	7	5	2	0.0	0.0	0	0	0	0	0	2
Nov 12	Ind	L	p	1	1	0	0.0	0.0	0	0	0	0	0	0
Nov 22	@ Bal	W	S	6	3	3	0.0	0.0	0	0	1	6	2	0
Nov 29	@ Ind	W	p	0	0	0	0.0	0.0	0	0	0	0	1	0
Dec 6	Cle	L	p	2	1	1	0.0	0.0	0	0	0	0	0	0
Dec 13	@ Jax	W	S	7	5	2	0.0	0.0	0	1	0	0	0	0
Dec 20	Det	W	S	7	5	2	0.0	0.0	0	0	0	0	0	0
Dec 27	@ GB	L	p	2	1	1	0.0	0.0	0	0	0	0	0	0
Jan 3	@ Hou	W	p	2	1	1	0.0	0.0	0	0	1	2	1	0
Totals		11-5	16/3	44	30	14	0.0	0.0	0	1	4	11	0	8
Playoffs														
Jan 10	Bal	L	p	0	0	0	0.0	0.0	0	0	0	0	0	0
Totals		0-1	1/0	0	0	0	0.0	0.0	0	0	0	0	0	0

2021 Tennessee Titans

Date	Opp	W/L	P/S	Tot Solo Asst	Sk - Yds	QBP	TFL	Int - Yds	-TD	PD	FF	FR - Yds	SpT	
Sept 12	Ari	L	S	6	6	0	0.0	0.0	0	0	0	0	0	0
Sept 19	@ Sea	W	IR											
Sept 26	Ind	W	IR											
Oct 3	@ NYJ	L	IR											
Oct 10	@ Jax	W	IR											
Oct 18	Buf	W	S	9	6	3	0.0	0.0	0	0	0	0	1	0
Oct 24	KC	W	IA											
Oct 31	@ Ind	W	S	4	2	2	0.0	0.0	0	0	0	0	1	0
Nov 7	@ LAR	W	S	12	8	4	0.0	0.0	0	0	0	0	0	0
Nov 14	NO	W	S	4	2	2	0.0	0.0	0	0	0	0	0	0
Nov 21	Hou	L	S	4	1	3	0.0	0.0	0	0	0	0	0	0

Nov 28	@ NE	L	S	5	3	2	0.0	0.0	0	0	0	0	0	0
Dec 12	Jax	W	S	2	2	0	0.0	0.0	0	0	0	0	0	1
Dec 19	@ Pit	L	S	2	1	1	0.0	0.0	0	0	0	0	0	0
Dec 23	SF	W	S	6	2	4	0.0	0.0	0	0	1	21	0	1
Jan 2	Mia	W	S	6	3	3	0.0	0.0	0	0	0	0	1	0
Jan 9	@ Hou	W	S	2	2	0	0.0	0.0	0	1	0	0	0	0

Totals		12-5	12/12	62	38	24	0.0	0.0	0	1	1	21	0	4
Playoffs														
Jan 22	Cin	L	S	7	4	3	0.0	0.0	0	0	1	15	0	2
Totals		0-1	1/1	7	4	3	0.0	0.0	0	0	1	15	0	2

2022 Tennessee Titans

Date	Opp	W/L	P/S	Tot Solo Asst	Sk - Yds	QBP	TFL	Int - Yds	-TD	PD	FF	FR - Yds	SpT	
Sept 11	NYG	L	S	4	3	1	0.0	0.0	0	0	1	0	0	0
Sept 19	@ Buf	L	S	2	2	0	0.0	0.0	0	0	0	0	1	0
Sept 25	LV	W	S	6	5	1	0.0	0.0	0	0	0	0	0	1
Oct 2	@ Ind	W	IA											
Oct 9	@ Was	W	IA											
Oct 23	Ind	W	S	10	9	1	0.0	0.0	0	1	0	0	0	1
Oct 30	@ Hou	W	S	1	1	0	0.0	0.0	0	0	0	0	0	0
Nov 6	@ KC	L	IA											
Nov 13	Den	W	IA											
Nov 17	@ GB	W	IA											
Nov 27	Cin	L	S	8	6	2	0.0	0.0	0	0	0	0	0	0
Dec 4	@ Phi	L	S	6	4	2	0.0	0.0	1	0	0	0	0	0
Dec 11	Jax	L	S	4	4	0	0.0	0.0	3	0	0	0	0	1
Dec 18	@ LAC	L	IA											
Dec 24	Hou	L	IA											
Dec 29	Dal	L	IA											
Jan 7	@ Jax	L	S	5	5	0	0.0	0.0	0	0	0	0	0	0
Totals		7-10	9/9	46	39	7	0.0	0.0	4	1	1	0	3	1

2023 Tennessee Titans

Date	Opp	W/L	P/S	Tot Solo Asst	Sk - Yds	QBP	TFL	Int - Yds	-TD	PD	FF	FR - Yds	SpT	
Sept 10	@ NO	L	S	4	2	2	0.0	0.0	0	1	1	10	0	2
Sept 17	LAC													
Sept 24	@ Cle													
Oct 1	Cin													
Oct 8	@ Ind													
Oct 15	Bal													
Oct 29	Atl													
Nov 2	@ Pit													
Nov 12	@ TB													
Nov 19	@ Jax													
Nov 26	Car													
Dec 3	Ind													
Dec 11	@ Mia													
Dec 17	Hou													
Dec 24	Sea													
Dec 31	@ Hou													
Jan 6/7	Jax													
Totals		0-1	1/1	4	2	2	0.0	0.0	0	1	1	10	0	2

AMANI HOOKER'S NFL STATISTICS

REGULAR SEASON				TACKLES							INTERCEPTIONS					FUMBLES			
Year	Team	GP	GS	Tot	Solo	Asst	Sk	Yds	QBP	TFL	No	Yds	Lg	TD	PD	FF	FR	Yds	SpT
2019	Tennessee	16	0	13	8	5	0.0	0.0	1	0	0	0	0	0	0	0	0	0	8
2020	Tennessee	16	3	44	30	14	0.0	0.0	0	1	4	11	6	0	8	0	0	0	7
2021	Tennessee	12	12	62	38	24	0.0	0.0	0	1	1	21	21	0	4	1	0	0	0
2022	Tennessee	9	9	46	39	7	0.0	0.0	4	1	1	0	0	0	3	1	1	0	0
2023	Tennessee	1	1	4	2	2	0.0	0.0	0	1	1	10	10	0	2	0	0	0	1
NFL Totals		54	25	169	117	52	0.0	0.0	4	4	7	42	21	0	17	2	1	0	16

PLAYOFFS				TACKLES							INTERCEPTIONS					FUMBLES			
Year	Team	GP	GS	Tot	Solo	Asst	Sk	Yds	QBP	TFL	No	Yds	Lg	TD	PD	FF	FR	Yds	SpT
2019	Tennessee	3	0	3	0	3	0.0	0.0	0	0	0	0	0	0	0	0	0	0	0
2020	Tennessee	1	0	0	0	0	0.0	0.0	0	0	0	0	0	0	0	0	0	0	0
2021	Tennessee	1	1	7	4	3	0.0	0.0	0	0	1	15	15	0	2	0	0	0	1
NFL Totals		5	1	10	4	6	0.0	0.0	0	0	1	15	15	0	2	0	0	0	1

Single-Game Highs

Tackles - 12 at L.A. Rams (11/7/21)
 Interceptions - **1 (Seven times, last at New Orleans 9/10/23)**
 Passes Defensed - **2 (Three times, last at New Orleans 9/10/23)**
 Quarterback Pressures - 3 vs. Jacksonville (12/11/22)
 Forced Fumble - 1 (Twice, last vs. Las Vegas 9/25/22)
 Fumble Recovery - 1 vs. Indianapolis (10/23/22)
 Special Teams Tackles - 2 (Twice, last vs. Chicago 11/8/20)

Additional Statistics

Rushes - 1 for 4 yards at Jacksonville (12/13/20)
 Receptions - 1 for 6 yards vs. Arizona (9/12/21)
 Special Teams Forced Fumble - **1 at New Orleans (9/10/23)**
 Special Teams Fumble Recovery - **1 at New Orleans (9/10/23)**

Playoff Single-Game Highs

Tackles - 7 vs. Cincinnati (1/22/22)
 Interceptions - 1 vs. Cincinnati (1/22/22)
 Passes Defensed - 2 vs. Cincinnati (1/22/22)
 Special Teams Tackles - 1 vs. Cincinnati (1/22/22)

Additional Playoff Statistics

Receptions - 1 for 28 yards at Kansas City (1/19/20); 1 for 6 yards vs. Arizona (9/12/21)



10 DeANDRE HOPKINS

WIDE RECEIVER • 6'1" • 212 LBS • COLLEGE: CLEMSON

ACQUIRED: FREE AGENT - 2023

NFL EXPERIENCE (NFL/TITANS): 11/1 • HOMETOWN: CENTRAL, S.C.

GAMES PLAYED/GAMES STARTED: 146/146 (PLAYOFFS: 6/6)



Pro Bowl: 2015, 2017, 2018, 2019, 2020

PRO: The Titans signed DeAndre Hopkins as a free agent in the 2023 offseason. The 6-foot-1-inch, 212 pounder brings a veteran presence to a young receiving room and possesses an impressive combination of size, catch radius, a talent to win contested catches and an ability to read defenses. Entering 2023, the four-time All-Pro (first-team 2017-19, second team 2020) and five-time Pro Bowl selection ranks first in receptions (853), first in first down receptions (594), second in receiving yards (11,298) and fourth in receiving touchdowns (71) since entering the league in 2013. Hopkins entered the league as the 27th overall pick in the 2013 NFL Draft out of Clemson and spent his first seven seasons with the Houston Texans before being traded to the Arizona Cardinals in 2020.

CAREER HIGHLIGHTS:

- In his first 10 seasons, Hopkins established himself as one of the premier receivers in NFL history with 853 receptions for 11,298 yards and 71 touchdowns while starting in 145 games.
- Hopkins is a five-time Pro Bowl selection (2015, 2017-20) and four-time All-Pro selection. Named first team All-Pro in three straight seasons (2017-19) and second team All-Pro in 2020.
- Has surpassed 100 receptions four times in his career, has six seasons of 1,000+ receiving yards, three seasons with 10+ touchdowns and has posted 100+ receiving yards in a game 40 times.
- From 2013 to 2022, ranked first in receptions (853), first in first down receptions (594), second in receiving yards (11,298) and fourth in receiving touchdowns (71) during the regular season.
- Enters 2023 with at least one reception in all 145 career games played during the regular season. That represents the longest active streak in the NFL and is the fourth-longest in the Super Bowl era to begin a career.
- Was the only NFL player to have 100+ receptions every season between 2018-20.
- Hopkins (two) joins Devante Adams (two) as the only active NFL players with at least 100 receptions, 1,500 receiving yards and 11 touchdown receptions in multiple seasons (2015, 2018).
- In Week 10 of the 2020 season Hopkins hauled in a 43-yard pass from Kyle Murray over three Buffalo Bills defenders in the end zone with two seconds remaining for the game-winning touchdown. The play was dubbed "Hail Murray" and won the 2021 ESPY for "Best Play."
- In 2019, finished the season with 104 receptions for 1,165 yards and seven touchdowns and was named first-team AP NFL All-Pro for the third consecutive year.
- In 2018, named to his second consecutive AP NFL All-Pro first team and Pro Bowl after posting 115 receptions for 1,572 yards and 11 touchdowns.
- In 2017, Hopkins posted 96 receptions for 1,378 yards and 13 touchdowns earning him first-team AP NFL All-Pro and Pro Bowl honors. His 13 receiving touchdowns led the league. Became one of two players in 2017 to score a receiving touchdown in five consecutive games.
- In 2015, named to his first Pro Bowl and selected second-team AP NFL All-Pro after finishing the year with 111 receptions for 1,521 yards and 11 touchdowns. Became the first player in NFL history with at least nine catches and 145 receiving yards in three consecutive games (Weeks 4-6).
- In 2014, recorded 76 receptions for 1,210 yards and six touchdowns. He became the 25th player in NFL history to amass 2,000 yards receiving through his first two seasons. Recorded a career-high 238 receiving yards on nine receptions in Week 13 against the Titans.
- In 2013, Hopkins started all 16 games and finished the season with 52 receptions for 802 yards. Earned a spot on the PFWA All-Rookie Team and was voted the Texans Rookie of the Year by teammates. Was named NFL

Offensive Rookie of the Month in September after recording 20 receptions for 270 yards and a touchdown.

TITANS TIDBITS:

- Hopkins reunites with head coach Mike Vrabel, offensive coordinator Tim Kelly, pass game coordinator and quarterbacks coach Charles London and passing game analyst Pat O'Hara after spending time with all three coaches in Houston during their time as Texans.
- Started his annual NFL FLAG Football League in 2021, a program that teaches the fundamentals of football through a no-contact rule and team-oriented environment.
- Hopkins' mother, Sabrina Greenlee, established the SMOOTH Foundation to assist survivors of domestic violence. In addition to providing financial assistance to the foundation, Hopkins also spends time meeting with women his mother mentors and speaking to high school students about his past experiences.
- Following his freshman season at Clemson, Hopkins briefly joined the basketball team. He appeared in seven games for the Tigers, recording a rebound, steal, block and an assist.

CAREER TRANSACTIONS:

- The Central, S.C., native was selected by the Houston Texans in the first round (27th overall) of the 2013 NFL Draft.
- Traded by the Texans to the Arizona Cardinals on March 13, 2020.
- Released by the Cardinals on May 26, 2023.
- Signed by the Titans as a free agent on July 24, 2023.

SEASON RECAPS:

2023 (1/1 - Tennessee): Has caught at least one pass in all 146 career games played. Has 40 career 100-yard receiving performances (including the playoffs). Has led the team in receptions once in 2023 (at NO). Has led the team in receiving yards once in 2023 (at NO).
• At New Orleans (9/10), started at wide receiver in his Titans debut and led the team with seven receptions and 65 receiving yards. Extended the Titans' fourth scoring drive with a 16-yard catch on third-and-10 in the final quarter.

2022 (9/9 - Arizona) Started nine games and finished with 64 receptions for 717 yards and three touchdowns. Led the Cardinals in receiving yards and ranked second in receptions. Registered three games of 10+ receptions, only Larry Fitzgerald (four in 2017) had more games with 10+ receptions in a season in franchise history. Was suspended for the first six games of the season. Was inactive the last two games of the season due to injury.
• Against New Orleans (10/20), made his first start of the season and led the team with 10 receptions and 103 receiving yards.
• At Minnesota (10/30), recorded 12 receptions for 159 yards and one touchdown. His first catch of the game was the 800th of his career. Only two players in NFL reached 800 receptions at a younger age than Hopkins (30 years, 146 days)—Larry Fitzgerald (30 years, 57 days) and Antonio Brown (30 years, 138 days). The game was the 138th of his career. Only four players in NFL history reached 800 career receptions in fewer games; Antonio Brown (126), Julio Jones (127), Marvin Harrison (131) and Andre Johnson (137). The 159 receiving yards marked the 39th time he registered 100-yards receiving in a game, among active players only Julio Jones (50) has more 100-yard receiving games.
• Against Seattle (11/6), had four receptions for 36 yards and one touchdown.
• Against L.A. Rams (11/13), finished the game with 10 receptions for 98

yards. Marked the 15th time in his career, he registered 10+ receptions in a game and the third of the season.

- Against San Francisco (11/21), hauled in nine passes for 91 yards. Surpassed 11,000 receiving yards for his career. Hopkins joined Julio Jones and DeSean Jackson as the only active players with 11,000+ receiving yards in their career at the conclusion of the 2022 season. At 30 years, 168 days old, he became the fourth-youngest player in NFL history to reach the 11,000 receiving yards milestone.
- Against L.A. Chargers (11/27), led the team with 87 receiving yards on four receptions with one touchdown. The touchdown marked the 71st of his career. Among active players, only Davante Adams (83) and Mike Evans (78) have more receiving touchdowns.
- Against New England (12/12), led the team with seven receptions for 79 yards.
- At Denver (12/18), led the team with seven receptions for 60 yards.

2021 (10/10 - Arizona): Started all 10 games he was active for and recorded a team-high eight touchdown receptions on 42 catches for 572 yards. Was named a Cardinals team captain for the first time. Was inactive for three games. Placed on injured reserve on Dec. 18, 2021 and missed the rest of the season.

- At Tennessee (9/12), led the team with 83 receiving yards on six receptions and added two touchdowns, marking his 11th-career multiple-touchdown game and first with the Cardinals.
- Against Minnesota (9/19), recorded four receptions for 54 yards and one touchdown. Recorded a receiving touchdown in the first two games to open the season for the first time since 2016 and his three touchdown catches marked the highest total of his career through the first two games of a season.
- Against San Francisco (10/10), tallied team highs in receptions (nine), and yards (87). Also added a touchdown. Reached 770 receptions for his career, the most in NFL history prior to a player's 30th birthday (he did not turn 30 until 6/6/22). On the Cardinals final touchdown drive, he registered two receptions on back-to-back plays to give Arizona a 17-7 lead. With the Cardinals leading 17-10 and facing a second-and-eight with 3:25 left, he hauled in an 11-yard reception for a first down to seal the game.
- At Cleveland (10/17), caught three passes for 55 yards and two touchdowns. Matched his previous season's touchdown total (six) and trailed only two players in franchise history for the most touchdown catches through the first six games of a season.
- Against Houston (10/24), totaled a team-high seven receptions for 53 yards and one touchdown.
- Against Green Bay (10/28), led the team with 66 receiving yards on just two receptions.
- At Chicago (12/5), caught two passes for 32 yards and one touchdown for an offense that became just the fifth team in NFL history to go at least five straight games without a turnover.
- Against L.A. Rams (12/13), had five receptions for 54 yards.

2020 (16/16 - Arizona): Started 16 games and recorded 115 receptions for 1,407 yards and six touchdowns. His receptions tied for second in the NFL, his receiving yards ranked third and he was tied for second in 100-yard games (seven) during his first season with the Cardinals. Named second-team All-Pro and was selected to his fifth Pro Bowl, joining Davante Adams, Keenan Allen and Tyreek Hill as the four wide receivers selected to the Pro Bowl in each of the last four seasons. Named the Lloyd Herberg team MVP by the local PFWA chapter. Established a franchise record for the most receptions in a season and ranked eighth in team history for the most receiving yards in a season. Posted his fourth-career 100-catch season, tied for the third most in NFL history through a player's first eight seasons.

- At San Francisco (9/13), established a franchise record for the most receptions in a season-opener with a career-high 14 catches (tied for the second-highest single-game total in franchise history). Posted 151 receiving yards for an offense that gained 404 total net yards against the 49ers.
- Against Washington (9/20) had a game-high eight receptions for 68 yards and a touchdown.
- Against Detroit (9/27), gained 137 yards on a game-high 10 receptions.
- At N.Y. Jets (10/11), had six receptions for 131 yards and a touchdown, becoming the fourth-youngest player in NFL history to reach 9,000 career receiving yards (Randy Moss, Calvin Johnson and Larry Fitzgerald) with his first catch of the day. Secured an acrobatic 45-yard catch while falling out of bounds at the Jets 44-yard line before a grabbing a 37-yard touchdown reception on the Cardinals fourth quarter scoring drive.
- At Dallas (10/19), had two receptions for 73 yards and a pair of first downs

that extended touchdown drives on Monday Night Football. Helped the Cardinals score a season-high 38 points and gain 438 total yards.

- Against Seattle (10/25), caught 10 passes for 103 yards and a 35-yard touchdown on Sunday Night Football. Helped the Cardinals gain 519 total yards against the Seahawks.
- Against Miami (11/8), caught three passes for 30 yards, breaking an NFL record for most receptions in a player's first eight games with a team and tying a franchise record for the most catches through the first eight games of a season (60).
- Against Buffalo (11/15), caught seven passes for 127 yards including a 43-yard game-winning Hail Mary touchdown with just two seconds remaining in regulation. Earned Bridgestone Clutch Performance Play of the Year and the "Best Play" award at the 2021 ESPYS for the "Hail Murray." Marked his fourth-career game-winning touchdown catch in the fourth quarter/overtime and the first to come with under a minute left on the clock. Earned NFC Offensive Player of the Week honors for his performance.
- At Seattle (11/19), had five receptions for 51 yards on Thursday Night Football, becoming the youngest player in NFL history to reach 700 career receptions (28 years, 166 days).
- Against Los Angeles Rams (12/6), gained 52 yards and scored one touchdown on a team-high eight receptions, eclipsing the 1,000-yard mark for the sixth time in his career and fourth consecutive season.
- At N.Y. Giants (12/13), caught nine passes for a game-high 136 yards, marking his sixth 100-yard outing of the season and fourth such performance at MetLife Stadium in four career games at the venue.
- Against Philadelphia (12/20), totaled nine receptions for a season-high 169 yards and what would turn out to be the game-winning touchdown on a 20-yard catch in the fourth quarter. Had receptions of 45 and 44 yards for an offense that gained a season-high 526 total net yards against the Eagles. Became just the fourth different player in franchise history to reach 100 receptions in a season.
- Against San Francisco (12/26), posted a game-high eight receptions, establishing a new franchise record for receptions in a season (111). Tallied 48 receiving yards on the eight receptions.
- At L.A. Rams (1/3), recorded four receptions for 35 yards. Surpassed 10,000 receiving yards for his career. At 28 years, 211 days old he became the youngest player in NFL history to reach the milestone. Became just the seventh player in NFL history with 10,000+ receiving yards in his first eight seasons.

2019 (15/15, 2/2 - Houston): Started 15 games and had 104 receptions for 1,165 yards and seven touchdowns. Was his third consecutive season with at least 1,000 receiving yards. Named first-team All-Pro and voted to his fourth Pro Bowl. Marked his third consecutive season being named first-team All-Pro. Started both playoff contests and recorded postseason career highs in receptions (15) and receiving yards (208). Marked his third season with more than 100 receptions, which is tied for the NFL's second most since 2013 (Antonio Brown). Tied for the AFC lead with five games of 100+ receiving yards during the regular season. Registered at least five receptions in each game he played, extending his streak to 18 consecutive games with five-or-more catches, the longest active streak in the NFL.

- At New Orleans (9/9), led the team with 111 receiving yards and two touchdowns on eight catches. Had at least 100 receiving yards for a fourth consecutive game for the first time since Weeks 3-6 of the 2015 season, which tied the longest streak of games with 100+ receiving yards in his career.
- Against Atlanta (10/6), registered seven receptions for 88 yards while appearing in his 100th-career game. Became the 14th player in Texans history to play in at least 100 games with the team.
- At Indianapolis (10/20), finished with a team-high 106 receiving yards and a touchdown on nine receptions, notching his second 100-yard performance of the season and the 27th of his career. Marked his 10th consecutive game with at least five receptions.
- Against Oakland (10/27), totaled 109 receiving yards on a season-high 11 receptions, his second-consecutive 100-yard performance and the 28th of his career. Surpassed 8,000 career receiving yards at 27 years, 4 months, 22 days old, becoming the third-youngest player in NFL history to reach the milestone behind Randy Moss (26 years, 9 months, 25 days) and Larry Fitzgerald (27 years, 3 months, 20 days).
- At Jacksonville (11/3), recorded 48 yards and a touchdown on eight receptions in the win at Wembley Stadium in London. Marked his 12th-consecutive game with at least five receptions, tying his own franchise record (12 straight in 2015).
- At Baltimore (11/17), finished with a game-high 80 yards on seven

receptions. At 27 years, 5 months, 12 days old, reached 600 receptions for his career, becoming the second-youngest player in NFL history to reach the milestone (Larry Fitzgerald; 27 years, 3 months, 20 days). Became the first player in Texans history to record at least seven catches in six-straight games and joined Michael Thomas (active) and Adam Thielen (2018) as the only players in the last four seasons (2016-19) to accomplish the feat.

- Against Indianapolis (11/21), posted 94 yards and two touchdowns on six receptions, marking his second game during the season with multiple touchdown receptions. Was his 10th career game with multiple touchdown catches, tying Andre Johnson (10) for the most such games in franchise history.

- Against New England (12/1), recorded a team-high 64 receiving yards on five receptions and threw his first career touchdown pass. Threw a six-yard touchdown pass to Deshaun Watson in the fourth quarter. Extended his streak to 15 consecutive games with at least five receptions, the longest streak in team history.

- Against Denver (12/8), led the team with 120 receiving yards and a touchdown on seven receptions. Registered his AFC leading fourth 100-yard performance of the season and his 29th career game with at least 100 receiving yards.

- At Tennessee (12/15), finished with 119 receiving yards on six receptions, including 98 receiving yards on four catches in the fourth quarter. Marks the second-most fourth quarter receiving yards in a game in franchise history, trailing his own record in Week 8 of 2017 at Seattle (106). It was his second-consecutive game with 100 receiving yards and fifth 100-yard outing of the season.

- Against Buffalo (1/4), totaled six receptions for 90 yards and converted a two-point conversion in Wild Card win. Hauled in the then-longest reception in Texans postseason history with a 41-yard grab and passed Andre Johnson (25) for the most career postseason receptions in franchise history with 28.

- At Kansas City (1/12), established postseason career highs for receptions (nine) and receiving yards (118) in the Divisional Round matchup. His 118 receiving yards set a Texans postseason record and his nine catches tied for the second-most in team history in a playoff contest. Became the third player in team history to record 100+ receiving yards in a playoff game, joining Andre Johnson (2011) and Keke Coutee (2018). Extended his streak to six consecutive postseason games with at least five receptions, the longest active streak in the NFL, the longest streak in franchise history and tied for the fifth longest playoff streak in NFL history, trailing only Julian Edelman (13 games from 2013-2018), Wes Welker (10, 2007-13), Jerry Rice (10, 1988-92) and Antonio Brown (seven, 2011-17).

2018 (16/16, 1/1 - Houston): Started all 16 games and set career highs in receptions (115) and receiving yards (1,572) and finished with the second-most touchdowns in a season (11). Earned AP All-Pro First Team honors for a second-consecutive season. Selected to his third-career and second-consecutive Pro Bowl. Tied Andre Johnson for the most receptions (115) in a single season in franchise history. Started in the postseason contest and recorded five receptions for 37 yards.

- At New England (9/9), finished with a team-high 78 yards receiving on eight catches extending his streak to 10 consecutive games with 60+ scrimmage yards, dating back to Week 8 of 2017.

- At Tennessee (9/16) recorded 110 yards receiving and one touchdown on six receptions (18.3 avg.). At 26 years, three months and 10 days, became the third youngest player in NFL history to reach 6,000 receiving yards behind only Randy Moss (25 years, eight months, 27 days) and Larry Fitzgerald (26 years, 0 months, 13 days).

- Against N.Y. Giants (9/23), finished second on the team with 86 receiving yards on four receptions. Extended his streak to 12 consecutive games with 60-or-more yards from scrimmage, dating back to Week 8 of the 2017 season, which is the longest active streak in the NFL.

- At Indianapolis (9/30), led the team with 169 yards on 10 receptions and one touchdown. His 24-yard reception in overtime set up a game-winning 37-yard field goal by Ka'iimi Fairbairn.

- Against Dallas (10/7), recorded a team-high 151 receiving yards on nine receptions and notched his first career pass defended on the Cowboys' Hail Mary play as time expired in regulation. Tied Andre Johnson (six) for the most receptions of 25-plus yards through Week 5 of a season in franchise history.

- Against Buffalo (10/14), registered a team-high 63 yards receiving on five receptions and one touchdown.

- At Jacksonville (10/21), recorded three receptions for 50 yards and one touchdown. Caught his 40th career touchdown, becoming the fastest player in franchise history to reach 40 career touchdowns in his 86th career game,

passing Andre Johnson (99 games).

- Against Miami (10/25), finished with a team-high six receptions for 82 yards and two touchdowns. Has tallied 13 touchdown receptions in 15 games played with Deshaun Watson.

- At Denver (11/4), tallied 10 receptions for 105 yards and one touchdown. Extended his streak to 18 consecutive games with at least 50 yards receiving, which is the longest streak in franchise history and tied Jerry Rice and Warren Wells (18) for the fourth-longest streak in NFL history. Broke his own franchise record for the most receiving yards (870 in 2015) through the first nine games of a season in franchise history.

- At Washington (11/18), caught five passes for 56 yards and one touchdown. Tied his own franchise record for the most consecutive games with one touchdown (five).

- Against Indianapolis (12/9), finished with four receptions for 36 yards and one touchdown. Recorded the 29th receiving touchdown at home in his career, which is the second-most in the NFL over that span behind only Antonio Brown.

- At N.Y. Jets (12/15), recorded 10 receptions for a season-high 170 yards and two touchdowns. At 26 years, six months and three days, became the second-youngest player in NFL history to reach 7,000 career receiving yards behind only Larry Fitzgerald (26 years, three months, 20 days).

- At Philadelphia (12/23), finished with nine receptions for 104 yards. Eclipsed 100 receptions in a season for the second time in his career (111 in 2015).

- Against Jacksonville (12/30), caught a single-game career-high 12 passes for 147 receiving yards. Recorded at least 100 yards in three consecutive games for the first time since Weeks 4-6 of the 2015 season. Joined Jerry Rice, Marvin Harrison and Brandon Marshall as the only receivers to record at least 100 receptions, 1,500 yards and 11 touchdowns in multiple seasons in NFL history.

- Against Indianapolis (1/5), notched five receptions for 37 yards in the Wild Card Round.

2017 (15/15 - Houston): Started 15 games and finished the season with 96 receptions for 1,378 yards and 13 touchdowns. Earned AP NFL All-Pro First Team, PFWA All-NFL Team and Pro Football Focus First Team Offense honors. Named a starter in his second Pro Bowl appearance. Led the NFL in receiving touchdowns with a single-season franchise-record and single-season career-high 13. Caught a touchdown in an NFL-high and franchise-record 10 different games and tied for the second-most games with two or more receiving touchdowns in the NFL (two). Ranked first in the NFL among wide receivers and third among all non-kickers in points scored with a single-season career-high 78. Scored a receiving touchdown in five straight games, becoming the first player in franchise history to do so and one of two players (Robbie Anderson) in the NFL to do so in 2017. Became the first player in team history with a touchdown reception in eight straight home games and the only player in the NFL to score a rushing or receiving touchdown in every home game in 2017.

- Against Jacksonville (9/10), recorded seven receptions for 55 yards and a touchdown in the home opener.

- At New England (9/24), caught seven passes for the third straight game and tallied 76 yards.

- Against Kansas City (10/8), posted four receptions for 52 yards and a career-best three touchdown receptions. He became the second player in team history with three-or-more touchdown receptions in a single game and passed Kevin Walter (25) for the fifth most touchdowns in franchise history.

- At Seattle (10/29), caught eight passes for 224 yards and one touchdown. The 224 receiving yards was the second-most in the NFL and second-most in his career. Became the only player in team history to catch six touchdowns in a four-game span. The 10th player in NFL history to notch 224+ yards and a touchdown in a game on two separate occasions and topped 5,000 receiving yards for his career.

- At Baltimore (11/27), finished with a game-high seven receptions for a game-high 125 yards (17.9 yards per reception average). With the performance, became the fourth NFL player to top 1,000 receiving yards on the season, tied Andre Johnson (2003-07) for the most 100-yard games through a player's first five seasons in team history (17), passed Owen Daniels (385) for the second most receptions in team history.

- Against San Francisco (12/10), registered a season-high 11 receptions for 149 yards and two touchdowns. Recorded his 11th receiving touchdown of the year. Posted his 18th career game with 100+ receiving yards, the most in a player's first five seasons in franchise history, and continued his streak of scoring in every home game (seven).

- Against Pittsburgh (12/25), recorded four receptions for 65 yards and one touchdown increasing his NFL lead and franchise records to 13 receiving

touchdowns and 10 games with one-or-more receiving touchdowns. Became the first player in franchise history to produce a touchdown reception in eight straight home games and has produced 55+ scrimmage yards in nine straight games to become the only receiver to string together such a streak in the NFL

2016 (16/16, 2/2 - Houston): Started all 16 games and compiled 954 yards on 78 receptions and four touchdowns. Finished tied for second in the NFL in third-down receptions (28), tied for 24th in receptions (78) and 29th in receiving yards (954). Led the team in receptions, receiving yards and tied for the lead in touchdowns. Started in both postseason contests and recorded 11 receptions for 132 yards and one touchdown.

- Against Detroit (10/30), recorded four receptions for 44 yards. This marked 3,967 career receiving yards and passed Andre Johnson (3,953 from 2003-06) for the most receiving yards by a Texans player in the first four seasons of his career.
- At Jacksonville (11/13), surpassed 4,000 receiving yards for his career with a team-high five receptions for 48 yards.
- At Tennessee (1/1), recorded seven receptions for 123 yards for his 13th career 100-yard receiving game.
- Against Oakland (1/7), led the team with five receptions for 67 yards and his first career postseason touchdown in the AFC Wild Card round.
- At New England (1/14), posted team highs of six receptions for 65 yards in the AFC Divisional round.

2015 (16/16, 1/1 - Houston): Started all 16 games and recorded 111 receptions for 1,521 yards, six 100-yard receiving games and 11 touchdowns. Earned Pro Bowl and Associated Press NFL All-Pro second team. Ranked third in the NFL in receptions and yards and tied for seventh in receiving touchdowns. Passed Andre Johnson for the most receptions (239), receiving yards (3,533), receiving touchdowns (19) and 100-yard receiving games (11) in a player's first three seasons in franchise history. Started his first career postseason game against Kansas City (1/9). and led the team with six receptions for 69 yards.

- Against Kansas City (9/13), led both teams with 98 receiving yards and two touchdowns on nine receptions. Scored 14 total points (two receiving touchdowns, one two-point conversion), which was the second-highest single-game total by a wide receiver in team history.
- At Atlanta (10/4), recorded 157 receiving yards with nine receptions. Posted back-to-back 100-yard receiving games for the first time in his career.
- Against Indianapolis (10/8), led the team with a career-high 11 catches for 169 yards and posted his first career game with 10+ receptions.
- At Jacksonville (10/18), caught 10 passes for 148 yards and two touchdowns. Recorded his fourth consecutive 100-yard receiving game, which tied the franchise record (Andre Johnson, 2008). Became the first player in NFL history with at least nine catches and 145 receiving yards in three consecutive games (Weeks 4-6). Had the second-most receptions (52) and fourth-most yards (726) through six games in NFL history. Second player in team history with back-to-back games with 10 catches.
- Passed Andre Johnson (35 in 2006) for the second-most receptions in a single October in Texans history. Finished the month with 36 receptions for 524 yards and two touchdowns. His receiving yards totals also ranked as the second-most in October in team history.
- Against N.Y. Jets (11/22), recorded five receptions for 118 yards and two touchdowns which put him at 204 career receptions and 3,057 career receiving yards. At 23 years, 169 days old, became the third-youngest player in NFL history to reach 200 career receptions and 3,000 career receiving yards, behind only Larry Fitzgerald (23 years, 108 days) and David Boston (23 years, 126 days). Became the fastest player in team history to reach 200 receptions and 3,000 receiving yards, doing so in his 42nd career game. The previous records were held by Andre Johnson (43 and 48 games respectively). Became the first player in team history to accumulate 1,000 receiving yards in the first 10 games of a season. Notched his 10th career 100-yard receiving game, passing Andre Johnson (nine) for the most 100-yard receiving games in a player's first three seasons in team history Tied Owen Daniels (four) for the second-most career multiple-touchdown games in Texans history. Tied Andre Johnson (three in 2009) for the most multiple touchdown games in a single season in team history.
- Against New England (12/13), caught three passes for 52 yards (17.3 avg.), including a long of 40 yards. Set a single-season career high in receiving yards, surpassing his previous high of 1,210 receiving yards in 2014.
- At Tennessee (12/27), had seven receptions for 117 yards and one

touchdown. Became just the third wide receiver in NFL history at age 23-or younger with 1,400 receiving yards and 11 receiving touchdowns in a season (Isaac Bruce, Randy Moss).

- Against Kansas City (1/9), in his first career playoff start led the team with six receptions for 69 yards in the AFC Wild Card game. His receiving yardage total ranked as the sixth-highest mark in a postseason game in Texans history, while his reception total ranked seventh.

2014 (16/16 - Houston): Started all 16 games and recorded 76 receptions for 1,210 yards and six touchdowns. Named a Pro Bowl alternate after becoming the second player in franchise history to eclipse the 1,000-yard mark.

- Against Washington (9/7), hauled in a career long 76-yard touchdown in the second quarter. Finished the game with four receptions for 89 yards.
- At Oakland (9/14), recorded three receptions for 22 yards and a 12-yard touchdown.
- At N.Y. Giants (9/21), registered a six-catch, 116-yard performance and went over the 1,000-yard mark for his career. It was the second 100-yard game of his career.
- Against Buffalo (9/28), set a career high for touchdowns in a season (3) when he caught a 35-yard touchdown in the second quarter. Finished the game with five catches for 64 yards.
- At Dallas (10/5), led the team with six receptions for 63 yards.
- At Pittsburgh (10/20), caught six passes for 108 yards for his third career game with 100 yards receiving.
- At Tennessee (10/16), recorded five receptions for 95 yards to move into eighth place on the franchise's yards receiving list. Entered the game with 1,276 yards receiving and pass Domanick Williams (1,276) and Joel Dreessen (1,323).
- Against Philadelphia (11/2), caught six passes for 115 yards and a touchdown for his third 100-yard receiving game of the season and fourth of his career. Tied Owen Daniels for the second-most 100-yard receiving games in franchise history with four.
- Against Cincinnati (11/23), recorded five receptions for 39 yards and caught his 100th career pass and passed his single-season career high (802 yards).
- Against Tennessee (11/3), had career-highs of 238 yards receiving, two touchdowns receiving and nine receptions. It was the fourth 200-yard receiving game and second highest total in franchise history. Averaged 26.4 yards per reception, the highest single-game average for a player with at least five receptions in franchise history. Tied a franchise single-game record with four receptions of 25+ yards. Became the second player in franchise history to eclipse the 1,000-yard mark in franchise history. Had 117 yards receiving in the first half and 121 in the second half, the first time in his career he had over 100 yards in a single half.
- At Jacksonville (12/7), had four catches for 49 yards. Also recovered an offensive fumble to keep a drive alive.
- At Indianapolis (12/14), led all receivers with five receptions for 77 yards.
- Against Baltimore (12/21), recorded five receptions for 38 yards to become the fifth player in franchise history with more than 2,000 receiving yards and the second youngest (22 years, 198 days) player in NFL history to reach 2,000 yards receiving. Became the 25th player in NFL history with 2,000 yards receiving through his first two seasons.

2013 (16/16 - Houston): Started all 16 games at wide receiver and finished the season with 52 receptions for 802 yards and two touchdowns. Earned a spot on the PFWA All-Rookie Team and was voted the Texans Rookie of the Year by teammates. Caught at least one pass in all 16 games. Named NFL Offensive Rookie of the Month in September after finishing the month with 20 receptions for 270 yards and a touchdown. Appeared in his first NFL game and started at wide receiver at San Diego (9/9). Posted his first career touchdown against Tennessee (9/15).

- At San Diego (9/9), made his first career start in his NFL debut and recorded five receptions for 66 yards.
- Against Tennessee (9/15), had seven receptions for 117 yards and the game-winning touchdown in overtime to become the youngest player in NFL history to score the game-winning touchdown in overtime at 21 years and 101 days. His seven receptions tied the second-most receptions and the 117 yards was the second-most receiving yards by a Texans rookie in franchise history.
- At Baltimore (9/22), recorded a game-high six receptions for 60 yards at Baltimore.
- At Kansas City (10/20), recorded three receptions for 76 yards and a touchdown.
- At Arizona (11/10), tallied a game-high six receptions for 69 yards.

- Against New England (12/1), caught two passes for 77 yards, including a career-long and franchise-long reception by a rookie 66-yarder.

COLLEGE:

- Played in 39 games with 32 starts over three seasons (2010-12) at Clemson and recorded 206 receptions for 3,020 yards and 27 touchdowns. Also added 32 yards on a pair of kickoff returns and 82 yards on 12 punt returns to amass 3,134 all-purpose yards. Left Clemson ranked first in school history in receiving yards, first in receiving touchdowns, first in 100-yard receiving games (12) and second in receptions.
- Became the second player in ACC history to total at least 50 receptions as both a freshman and sophomore. Had at least one reception in each of his last 36 games, tied for a school record.
- Only player in school history with multiple 100-yard receiving performances in bowl games as he tallied 32 receptions for 403 yards and three touchdowns in three postseason appearances.
- As a junior (2012), started all 13 games and led the team with 82 receptions for 1,405 yards and 18 touchdowns. Was a semi-finalist for the Biletnikoff Award, given to the nation's top receiver, Hopkins was also a Maxwell Award Watch List member, earning second-team All-American honors from The NFL Draft Report, Athlon, CBSSports.com, Lindy's, Phil Steele, and Scout.com, in addition to being named third-team by the Associated Press and honorable mention from Sports Illustrated. Was an unanimous All-ACC first-team pick.
- His 82 grabs tied Sammy Watson (2011) for second on the school and eighth on the ACC season-record list. His 1,405 receiving yards set a school record and is the second-best season total in ACC annals. His 18 touchdown catches set both school and conference annual records.
- As a sophomore (2011), played in 14 games with 11 starts and finished with 72 receptions for 978 yards and five touchdowns. Received All-American honorable mention and All-ACC first-team honors from The NFL Draft Report.
- As a freshman (2010), appeared in 12 games with eight starts and led the team in receptions with 52 for 637 yards and four touchdowns. His receptions and yards gained set new school freshman records. Also had kickoff returns for 32 yards and two punt returns for 33 yards. Earned Freshman All-American third-team accolades from Phil Steele and The NFL Draft Report, Freshman All-ACC honors and was Clemson's Rookie of the Year. Gained at least 100 yards in his final four appearances. Following the football season, had a brief stint on the basketball team, appearing in seven games and recording a block, rebound, steal and assist.
- Majored in community recreation, sport and camp management at Clemson.

PERSONAL:

- Attended D.W. Daniel (Central, S.C.) where he had 57 receptions for 1,266 yards and 18 touchdowns on offense and 28 interceptions, including five returned for touchdowns during his prep career. Also returned 11 punts for 289 yards and three touchdowns, along with two kickoff returns for 119 yards and one touchdown as a senior. Led D.W. Daniel High to a 37-4 record during his career.
- Rated the 12th-best wide receiver in the nation and the state's eighth-best overall prospect by Rivals.com and was the 14th-ranked cornerback by Scout.com.
- Super Prep's sixth-ranked athlete in the state, he received All-State first-team honors from the Charlotte Observer and The State, adding All-Southern honors from the Orlando Sentinel. Was a finalist for state's "Mr. Football" accolade, he was twice named All-State (defense) by the AP.
- Participated in the Offense-Defense All American game and the Shrine Bowl.
- Two-time Seneca Daily Journal Player of the Year and Anderson Independent Player of the Year choice, in addition to receiving Class AAA All-State honors from the High School Sports Report as a junior and senior.
- Added co-region player of the year recognition as a senior and was a three-time all-region pick.
- Also a four-year starter for the school's basketball team, he earned All-State honors three times and tallied more than 1,300 points, 400 rebounds, 600 assists and 200 steals in his prep career. Led the team to a state title as a senior, the school's first title since 1967.
- His uncle, the late Terry Smith, had 162 receptions as a Clemson Tiger from 1990-93.
- Follow Hopkins on Twitter at @DeAndreHopkins and on Instagram at @deandrehopkins
- Born DeAndre Rashaun Hopkins on June 6, 1992 in Clemson, S.C.

DeANDRE HOPKINS' GAME-BY-GAME

2013 Houston Texans

		RECEIVING						
Date	Opp.	W/L	P/S	No	Yds	Avg	Lg	TD
Sept 9	@ SD	W	S	5	66	13.2	30	0
Sept 15	Ten	W	S	7	117	16.7	28	1
Sept 22	@ Bal	L	S	6	60	10.0	18	0
Sept 29	Sea	L	S	2	27	13.5	16	0
Oct 6	@ SF	L	S	2	23	11.5	18	0
Oct 13	StL	L	S	3	47	15.7	22	0
Oct 20	@ KC	L	S	3	76	25.3	35	1
Nov 3	Ind	L	S	3	54	18.0	31	0
Nov 10	@ Ari	L	S	6	69	11.5	22	0
Nov 17	Oak	L	S	1	7	7.0	7	0
Nov 24	Jax	L	S	1	8	8.0	8	0
Dec 1	NE	L	S	2	77	38.5	66	0
Dec 5	@ Jax	L	S	3	76	25.3	46	0
Dec 15	@ Ind	L	S	3	52	17.3	39	0
Dec 22	Den	L	S	1	8	8.0	9	0
Dec 29	@ Ten	L	S	4	35	8.8	19	0
Totals		2-14	16/16	52	802	15.4	66	2

2014 Houston Texans

		RECEIVING						
Date	Opp.	W/L	P/S	No	Yds	Avg	Lg	TD
Sept 7	Was	W	S	4	89	22.3	76t	1
Sept 14	@ Oak	W	S	3	22	7.3	12t	1
Sept 21	@ NYG	L	S	6	116	19.3	49	0
Sept 28	Buf	W	S	5	64	12.8	35t	1
Oct 5	@ Dal	L	S	6	63	10.5	19	0
Oct 9	Ind	L	S	1	12	12.0	12	0
Oct 20	@ Pit	L	S	6	108	18.0	32	0
Oct 26	@ Ten	W	S	5	95	19.0	23	0
Nov 2	Phi	L	S	6	115	19.2	45	1
Nov 16	@ Cle	W	S	4	80	20.0	41	0
Nov 23	Cin	L	S	5	39	7.8	13	0
Nov 30	Ten	W	S	9	238	26.4	58t	2
Dec 7	@ Jax	W	S	4	49	12.3	28	0
Dec 14	@ Ind	L	S	5	77	15.4	35	0
Dec 21	Bal	W	S	5	38	7.6	9	0
Dec 28	Jax	W	S	2	5	2.5	7	0
Totals		9-7	16/16	76	1210	15.9	76t	6

2015 Houston Texans

		RECEIVING						
Date	Opp.	W/L	P/S	No	Yds	Avg	Lg	TD
Sept 13	KC	L	S	9	98	10.9	17	2
Sept 20	@ Car	L	S	5	53	10.6	16	0
Sept 27	TB	W	S	8	101	12.6	29	1
Oct 4	@ Atl	L	S	9	157	17.4	28	0
Oct 8	Ind	L	S	11	169	15.4	34	0
Oct 18	@ Jax	W	S	10	148	14.8	29	2
Oct 25	@ Mia	L	S	6	50	8.3	11	0
Nov 1	Ten	W	S	8	94	11.8	21t	1
Nov 16	@ Cin	W	S	5	57	11.4	22t	1
Nov 22	NYJ	W	S	5	118	23.6	61t	2
Nov 29	NO	W	S	5	36	7.2	13	0
Dec 6	@ Buf	L	S	5	88	17.6	29	1
Dec 13	NE	L	S	3	52	17.3	40	0
Dec 20	@ Ind	W	S	8	94	11.8	28	0
Dec 27	@ Ten	W	S	7	117	16.7	44	1
Jan 3	Jax	W	S	7	89	12.7	20	0
Totals		9-7	16/16	111	1521	13.7	61t	11

Playoffs

Jan 9	KC	L	S	6	69	11.5	17	0
Totals		0-1	1/1	6	69	11.5	17	0

2016 Houston Texans

		RECEIVING						
Date	Opp.	W/L	P/S	No	Yds	Avg	Lg	TD
Sept 11	Chi	W	S	5	54	10.8	23t	1
Sept 18	KC	W	S	7	113	16.1	35	1
Sept 22	@ NE	L	S	4	56	14.0	16	0
Oct 2	Ten	W	S	1	4	4.0	4	0
Oct 9	@ Min	L	S	5	56	11.2	25	1
Oct 16	Ind	W	S	9	71	7.9	12	0
Oct 24	@ Den	L	S	5	36	7.2	12	0

Oct 30	Det	W	S	4	44	11.0	14	0
Nov 13	@ Jax	W	S	5	48	9.6	16	0
Nov 21	@ Oak	L	S	5	58	11.6	24	0
Nov 27	SD	L	S	5	70	14.0	19	0
Dec 4	@ GB	L	S	3	58	19.3	44t	1
Dec 11	@ Ind	W	S	2	33	16.5	22	0
Dec 18	Jax	W	S	8	87	10.9	16	0
Dec 24	Cin	W	S	3	43	14.3	21	0
Jan 1	@ Ten	L	S	7	123	17.6	51	0
Totals		9-7	16/16	78	954	12.2	51	4

Playoffs

Jan 7	Oak	W	S	5	67	13.4	38	1
Jan 9	@ NE	L	S	6	65	10.8	19	0
Totals		1-1	2/2	11	132	12.0	38	1

2017 Houston Texans

		RECEIVING						
Date	Opp.	W/L	P/S	No	Yds	Avg	Lg	TD
Sept 10	Jax	L	S	7	55	7.9	12	1
Sept 14	@ Cin	W	S	7	73	10.4	25	0
Sept 24	@ NE	L	S	7	76	10.9	21	0
Oct 1	Ten	W	S	10	107	10.7	21	1
Oct 8	KC	L	S	4	52	13.0	34t	3
Oct 15	Cle	W	S	2	19	9.5	16	1
Oct 29	@ Sea	L	S	8	224	28.0	72t	1
Nov 5	Ind	L	S	6	86	14.3	34t	1
Nov 12	@ LAR	L	S	7	111	15.9	36	0
Nov 19	Ari	W	S	4	76	19.0	34	1
Nov 27	@ Bal	L	S	7	125	17.9	39	0
Dec 3	@ Ten	L	S	8	80	10.0	17	0
Dec 10	SF	L	S	11	149	13.5	29t	2
Dec 17	@ Jax	L	S	4	80	20.0	40	1
Dec 25	Pit	L	S	4	65	16.3	38	1
Dec 31	@ Ind	L	DNP					
Totals		4-12	16/16	96	1378	14.4	72t	13

2018 Houston Texans

		RECEIVING						
Date	Opp.	W/L	P/S	No	Yds	Avg	Lg	TD
Sept 9	@ NE	L	S	8	78	9.8	17	0
Sept 16	@ Ten	L	S	6	110	18.3	31	1
Sept 23	NYG	L	S	6	86	14.3	24	0
Sept 30	@ Ind	W	S	10	169	16.9	30	1
Oct 7	Dal	W	S	9	151	16.8	49	0
Oct 14	Buf	W	S	5	63	12.6	24	1
Oct 21	@ Jax	W	S	3	50	16.7	31	1
Oct 25	Mia	W	S	6	82	13.7	49t	2
Nov 4	@ Den	W	S	10	105	10.5	16t	1
Nov 18	@ Was	W	S	5	56	11.2	16t	1
Nov 26	Ten	W	S	5	74	14.8	28	0
Dec 2	Cle	W	S	7	91	13.0	29	0
Dec 9	Ind	L	S	4	36	9.0	13	1
Dec 15	@ NYJ	W	S	10	170	17.0	45t	2
Dec 23	@ Phi	L	S	9	104	11.6	18	0
Dec 30	Jax	W	S	12	147	12.3	43	0
Totals		11-5	16/16	115	1572	13.7	49t	11

Playoffs

Jan 5	Ind	L	S	5	37	7.4	13	0
Totals		0-1	1/1	5	37	7.4	13	0

2019 Houston Texans

		RECEIVING						
Date	Opp.	W/L	P/S	No	Yds	Avg	Lg	TD
Sept 9	@ NO	L	S	8	111	13.9	38	2
Sept 15	Jax	W	S	5	40	8.0	14	0
Sept 22	@ LAC	W	S	6	67	11.2	34	0
Sept 29	Car	L	S	5	41	8.2	14	0
Oct 6	Atl	W	S	7	88	12.6	29	0
Oct 13	@ KC	W	S	9	55	6.1	18	0
Oct 20	@ Ind	L	S	9	106	11.8	21	1
Oct 27	Oak	W	S	11	109	9.9	21	0
Nov 3	@ Jax	W	S	8	48	6.0	21	1
Nov 17	@ Bal	L	S	7	80	11.4	20	0
Nov 21	Ind	W	S	6	94	15.7	35t	2
Dec 1	NE	W	S	5	64	12.8	27	0

DeANDRE HOPKINS' GAME-BY-GAME CONT.

Dec 8	Den	L	S	7	120	17.1	43t	1
Dec 15	@ Ten	W	S	6	119	19.8	35	0
Dec 21	@ TB	W	S	5	23	4.6	7	0
Dec 29	Ten	L	DNP					
Totals		10-6	15/15	104	1165	11.2	43t	7
Playoffs								
Jan 4	Buf	W	S	6	90	15.0	41	0
Jan 12	@ KC	L	S	9	118	13.1	38	0
Totals		1-1	2/2	15	208	13.9	41	0

2020 Arizona Cardinals				RECEIVING				
Date	Opp.	W/L	P/S	No	Yds	Avg	Lg	TD
Sept 13	@ SF	W	S	14	151	10.8	33	0
Sept 20	Was	W	S	8	68	8.5	25	1
Sept 27	Det	L	S	10	137	13.7	30	0
Oct 4	@ Car	L	S	7	41	5.9	13	0
Oct 11	@ NYJ	W	S	6	131	21.8	45	1
Oct 19	@ Dal	W	S	2	73	36.5	60	0
Oct 25	Sea	W	S	10	103	10.3	35t	1
Nov 8	Mia	L	S	3	30	10.0	17	0
Nov 15	Buf	W	S	7	127	18.1	43t	1
Nov 19	@ Sea	L	S	5	51	10.2	23	0
Nov 29	@ NE	L	S	5	55	11.0	16	0
Dec 6	LAR	L	S	8	52	6.5	10	1
Dec 13	@ NYG	W	S	9	136	15.1	41	0
Dec 20	Phi	W	S	9	169	18.8	45	1
Dec 26	SF	L	S	8	48	6.0	9	0
Jan 3	@ LAR	L	S	4	35	8.8	16	0
Totals		8-8	16/16	115	1407	12.2	60	6

2021 Arizona Cardinals				RECEIVING				
Date	Opp.	W/L	P/S	No	Yds	Avg	Lg	TD
Sept 12	@ Ten	W	S	6	83	13.8	38	2
Sept 19	Min	W	S	4	54	13.5	16	1
Sept 26	@ Jax	W	S	3	21	7.0	8	0
Oct 3	@ LAR	W	S	4	67	16.8	25	0
Oct 10	SF	W	S	6	87	14.5	30	1
Oct 17	@ Cle	W	S	3	55	18.3	33	2
Oct 24	Hou	W	S	7	53	7.6	15	1
Oct 28	GB	L	S	2	66	33.0	55	0
Nov 7	@ SF	W	IA					
Nov 14	Car	L	IA					
Nov 21	@ Sea	W	IA					
Dec 5	@ Chi	W	S	2	32	16.0	20t	1
Dec 13	LAR	L	S	5	54	10.8	15	0
Dec 19	@ Det	L	IR					
Dec 25	Ind	L	IR					
Jan 2	@ Dal	W	IR					
Jan 9	Sea	L	IR					
Totals		11-6	10/10	42	572	13.6	55	8

2022 Arizona Cardinals				RECEIVING				
Date	Opp.	W/L	P/S	No	Yds	Avg	Lg	TD
Sept 11	KC	L	SUS					
Sept 18	@ LV	W	SUS					
Sept 25	LAR	L	SUS					
Oct 2	@ Car	W	SUS					
Oct 9	Phi	L	SUS					
Oct 16	@ Sea	L	SUS					
Oct 20	NO	W	S	10	103	10.3	18	0
Oct 30	@ Min	L	S	12	159	13.3	33	1
Nov 6	Sea	L	S	4	36	9.0	22t	1
Nov 13	@ LAR	W	S	10	98	9.8	25	0
Nov 21	SF	L	S	9	91	10.1	17	0
Nov 27	LAC	L	S	4	87	21.8	33t	1
Dec 12	NE	L	S	7	79	11.3	23	0
Dec 18	@ Den	L	S	7	60	8.6	18	0
Dec 25	TB	L	S	1	4	4.0	4	0
Jan 1	@ Atl	L	IA					
Jan 8	@ SF	L	IA					
Totals		4-13	9/9	64	717	11.2	33t	3

2023 Tennessee Titans				RECEIVING				
Date	Opp.	W/L	P/S	No	Yds	Avg	Lg	TD
Sept 10	@ NO	L	S	7	65	9.3	16	0
Sept 17	LAC							
Sept 24	@ Cle							
Oct 1	Cin							
Oct 8	@ Ind							
Oct 15	Bal							
Oct 29	Atl							
Nov 2	@ Pit							
Nov 12	@ TB							
Nov 19	@ Jax							
Nov 26	Car							
Dec 3	Ind							
Dec 11	@ Mia							
Dec 17	Hou							
Dec 24	Sea							
Dec 31	@ Hou							
Jan 6/7	Jax							
Totals		0-1	1/1	7	65	9.3	16	0

DeANDRE HOPKINS' NFL STATISTICS

REGULAR SEASON

Year	Team	REGULAR SEASON		RECEIVING					RUSHING				
		GP	GS	No	Yds	Avg	Lg	TD	Att	Yds	Avg	Lg	TD
2013	Houston	16	16	52	802	15.4	66	2	0	0	-	0	0
2014	Houston	16	16	76	1210	15.9	76t	6	0	0	-	0	0
2015	Houston	16	16	111	1521	13.7	61t	11	0	0	-	0	0
2016	Houston	16	16	78	954	12.2	51	4	0	0	-	0	0
2017	Houston	15	15	96	1378	14.4	72t	13	0	0	-	0	0
2018	Houston	16	16	115	1572	13.7	49t	11	1	-7	-7.0	-7	0
2019	Houston	15	15	104	1165	11.2	43t	7	2	18	9.0	12	0
2020	Arizona	16	16	115	1407	12.2	60	6	1	1	1.0	1	0
2021	Arizona	10	10	42	572	13.6	55	8	0	0	-	0	0
2022	Arizona	9	9	64	717	11.2	33t	3	0	0	-	0	0
2023	Tennessee	1	1	7	65	9.3	16	0	0	0	-	0	0
NFL Totals		146	146	860	11,363	13.2	76t	71	4	12	3.0	12	0

PLAYOFFS

Year	Team	PLAYOFFS		RECEIVING					RUSHING				
		GP	GS	No	Yds	Avg	Lg	TD	Att	Yds	Avg	Lg	TD
2015	Houston	1	1	6	69	11.5	17	0	0	0	-	0	0
2016	Houston	2	2	11	132	12.0	38	1	0	0	-	0	0
2018	Houston	1	1	5	37	7.4	13	0	0	0	-	0	0
2019	Houston	2	2	15	208	13.9	41	0	0	0	-	0	0
NFL Totals		6	6	37	446	12.1	41	1	0	0	-	0	0

Single-Game Highs

Receptions - 14 at San Francisco (9/13/20)
 Receiving Yards - 238 vs. Tennessee (11/30/14)
 Long Reception - 76t vs. Washington (9/7/14)
 Touchdowns - 3 vs. Kansas City (10/8/17)
 Rushes - 1 (Four times, last vs. Philadelphia 12/20/20)
 Rushing Yards - 12 vs. Denver (12/8/19)
 Longest Rush - 12 vs. Denver (12/8/19)

Additional Statistics

Misc. Tackles - 2 (2016), **2 (2023)**
 Pass Attempts - 0 for 1 (2018); 1 for 2 for 6-yard touchdown and one interception (2019)
 Fumble Recoveries - 2 (2014); 1 (2022)
 Two-Point Conversions - 1 reception (2015); 1 reception (2019)

Playoff Single-Game Highs

Receptions - 9 at Kansas City (1/12/20)
 Receiving Yards - 118 at Kansas City (1/12/20)
 Long Reception - 41 vs. Buffalo (1/4/20)
 Touchdowns - 1 vs. Oakland (1/7/17)

Additional Playoff Statistics

Misc. Tackles - 1 (2015); 1 (2016)
 Two-Point Conversions - 1 reception (2019)



66 CHRIS HUBBARD

OFFENSIVE LINEMAN • 6'4" • 295 LBS • COLLEGE: ALABAMA-BIRMINGHAM
ACQUIRED: FREE AGENT - 2023 • NFL EXPERIENCE (NFL/TITANS): 10/1
HOMETOWN: COLUMBUS, GA.
GAMES PLAYED/GAMES STARTED: 86/50 (PLAYOFFS: 6/0)



PRO: The Titans signed Chris Hubbard early in training camp in 2023 to bring veteran experience and competition to the offensive line group. The 6-foot-4-inch, 295-pounder was originally signed as a rookie free agent by the Pittsburgh Steelers in 2013 and has played the last five seasons with the Cleveland Browns. The Columbus, Ga., native has started games at right tackle, right guard and as an extra offensive lineman/tight end.

CAREER HIGHLIGHTS:

- In 2018, Hubbard started all 16 games at right tackle for the Cleveland Browns, playing every single offensive snap. Was a key part of the Browns offensive line unit to not allow a sack in five of the last seven games of the season. He protected Baker Mayfield who set an NFL rookie record with 27 touchdown passes.

TITANS TIDBITS:

- Advocate for mental health resources and awareness, particularly after receiving personal assistance. Prominently supports the National Alliance on Mental Illness (NAMI), representing the organization during My Cause, My Cleats in 2021.
- Founded the Overcoming Together Foundation, whose vision has been to inspire others to push beyond any limitation – creating a path toward a promising and healthy future.
- His uncle, Brentson Buckner, is a former defensive lineman for the Steelers (1994-96), Cincinnati Bengals (1997), San Francisco 49ers (1998-2000) and Carolina Panthers (2001-05) and is the current defensive line coach for the Jacksonville Jaguars.

CAREER TRANSACTIONS:

- The Columbus, Ga., native was originally signed by the Pittsburgh Steelers as a rookie free agent on April 27, 2013.
- Waived by the Steelers on Aug. 31, 2013 and signed to the team's practice squad a day later.
- Signed by the Steelers on Dec. 31, 2013.
- Signed by the Cleveland Browns as an unrestricted free agent on March 15, 2018
- Signed by the Titans as a free agent on July 28, 2023.

SEASON RECAPS:

2023 (1/1 - Tennessee):

- At New Orleans (9/10), made his Titans debut as the starter at right tackle, which was his 50th career regular season start.

2022 (4/1 - Cleveland): Played in four games with one start. Was inactive for 12 games and did not play in another contest.

2021 (1/0 - Cleveland): Played in the season opener. Was inactive for the next four games before being placed on injured reserve on Oct. 12.

2020 (11/5 - Cleveland): Appeared in 11 games with five starts, one at right tackle and four at right guard. Also saw snaps at left tackle during the year. Was inactive for one contest and missed two games on the reserve/COVID-19 list. Helped Browns run game finish third in NFL for rush yards (2,374) and fifth in yards per carry (4.80, third in AFC). Helped Browns record four games with at least 200 rushing yards, their most in a season since 1978. Helped Nick Chubb (1,067) and Kareem Hunt (841) become the only pair of teammates to each record 840-plus rushing yards in 2020.

2019 (14/13 - Cleveland): Appeared in 14 games with 13 starts at right

tackle. Opened holes for Nick Chubb, who finished second in the NFL with 1,494 rushing yards, the fourth most by a Brown in a season. Was inactive for two games.

- At Baltimore (9/29), started at right tackle and helped open holes for a rushing attack that gained 193 yards and four touchdowns. It was the most rushing touchdowns scored in a game by the Browns since 2010.
- Against Seattle (10/13), started at right tackle and was part of an offensive line that did not give a single sack. Helped the rushing attack gain 157 yards and three touchdowns.

2018 (16/16 - Cleveland): Started all 16 games at right tackle for the first time in his career. Played every offensive snap and contributed on field goal protect. Key part of Browns unit that did not allow a sack in five of team's final seven games. Protected Baker Mayfield, who set an NFL rookie record with 27 touchdown passes.

- Against Pittsburgh (9/9), started at right tackle and helped the team to rush for 177 yards which ranked first in AFC and second in NFL during Week 1.

- At Cincinnati (11/25), started at right tackle and helped Browns go back-to-back weeks with zero sacks allowed for first time since 2007. Powered David Njoku into end zone from the five-yard line after leaping toward the goal line.

- At Houston (12/2), started at right tackle. Member of offensive line that did not surrender a sack in three consecutive games for first time since 1988.

2017 (16/10, 1/0 - Pittsburgh): Played in 16 games with 10 starts. Was inactive for one contest. Part of an offensive line that tied for the NFL's third-fewest sacks allowed with 24. Helped Ben Roethlisberger throw for the NFL's fourth-most completions (36) and fifth-most passing yards (4,251). Also tied for the league's fifth-most passing touchdowns (28). Assisted Le'Veon Bell in registering an NFL-best 321 carries for the third-most yards (1,291).

2016 (15/4, 3/0 - Pittsburgh): Played in 15 games with four starts. Made his first career NFL start against N.Y. Jets (10/9/16) at right tackle. Started as an extra tight end/offensive lineman at Cleveland (11/20). Saw action as a reserve in all three postseason contests.

2015 (7/0, 2/0 - Pittsburgh): Appeared in seven games during the regular season and both postseason contests. Was inactive for five contests and did not play in four other games.

2014 (1/0 - Pittsburgh): Saw action in one game. Was inactive for 10 weeks of the season and the lone post season contest. Dressed but did not see action in five games.

- Made his NFL debut at Carolina (9/21/14).

2013 (0/0 - Pittsburgh): Spent the entire season on the Steelers' practice squad.

COLLEGE:

- Appeared in 40 games with 29 starts over four seasons at University of Alabama-Birmingham (2009-12). Started all 24 games in his final two seasons.

- As a senior (2012), started all 12 games at right tackle as the only senior on the offensive line. Named second-team All-Conference USA.

- As a junior (2011), started all 12 games at right tackle.

- As a sophomore (2010), appeared in eight games with four starts for the Blazers. Helped the offense to its second-highest yardage total in school

history (5,074 yards).

- As a freshman (2009), appeared in eight games as a true freshman. Started the season opener. Was tabbed to Conference USA All-Freshman team by league head coaches.
- Majored in communications management at Alabama-Birmingham.

PERSONAL:

- Married to Tamara and has a son, Creed Eason.
- Attended George Washington Carver (Columbus, Ga.) High School. His team went 27-3 during his junior and senior seasons and captured the 2007 Georgia High School Association Class AAA state title.
- Registered 77 pancake blocks and was a Columbus Leger-Enquirer all-city selection and an Associated Press first-team all-state honoree.
- Competed in the annual offense/defense All-American game.
- Son of Angela Jones and Edward Hubbard.
- Follow Hubbard on Twitter at @C_Hubbard74 and Instagram at @chubb74
- Born Christopher E. Hubbard on April 23, 1991 in Columbus, Ga.

CHRIS HUBBARD'S NFL STATISTICS

REGULAR SEASON

Year	Team	GP	GS
2013	Pittsburgh	PS	
2014	Pittsburgh	1	0
2015	Pittsburgh	7	0
2016	Pittsburgh	15	4
2017	Pittsburgh	16	10
2018	Cleveland	16	16
2019	Cleveland	14	13
2020	Cleveland	11	5
2021	Cleveland	1	0
2022	Tennessee	4	1
2023	Tennessee	1	1
NFL Totals		86	50

PLAYOFFS

Year	Team	GP	GS
2015	Pittsburgh	2	0
2016	Pittsburgh	3	0
2017	Pittsburgh	1	0
NFL Totals		6	0

Starts Breakdown:

2016 - RT 3, OL 1; 2017 - RT 9, TE 1; 2018 - RT 16; 2019 - RT 13; 2020 - RT 1, RG 4; 2022 - OL 1; 2023 - RT 1



5 KEARIS JACKSON

WIDE RECEIVER • 5'11" • 196 LBS • COLLEGE: GEORGIA

ACQUIRED: FREE AGENT - 2023

NFL EXPERIENCE (NFL/TITANS): ROOKIE • HOMETOWN: FORT VALLEY, GA.

GAMES PLAYED/GAMES STARTED: 1/0 (PLAYOFFS: 0/0)



PRO: The Titans signed Kearis Jackson as a rookie free agent following the 2023 NFL Draft. The 5-foot-11-inch, 196-pounder made the 53-man roster out of training camp and brings experience in the return game in addition to being a sure-handed receiver. The Fort Valley, Ga., native played five seasons at Georgia (2018-22), where he saw action in 55 games with 14 starts and was a member of two national championship teams.

TITANS TIDBITS:

- Jackson won the 2017 Georgia Class 3A state high school shot put championship.

CAREER TRANSACTIONS:

- The Fort Valley, Ga., native was signed by the Titans as an undrafted free agent on May 15, 2023.

SEASON RECAPS:

2023 (1/0): Made his NFL debut at New Orleans (9/10/23).

- At New Orleans (9/10), saw action as a return specialist his his first career NFL contest. Returned four punts for 37 yards with a long return of 14 yards.

COLLEGE:

- Appeared in 55 games with 14 starts over five seasons at Georgia (2018-22) and recorded 78 receptions for 1,107 yards and four touchdowns. Also returned 35 kickoffs for 805 yards and 42 punts for 338 yards.

- As a graduate (2022), played in all 15 games with three starts. Finished the season with 21 receptions for 320 yards and returned 18 kickoffs for 391 yards en route to helping the Bulldogs to a perfect 15-0 record, SEC Championship and National Championship. Named to the 2022 All-State AFCA Good Works Teams.

- As a senior (2021), appeared in 15 games with two starts for the National Champions. Recorded 16 receptions for 194 yards and a touchdown. Returned 22 punts for 189 yards for a 8.6-yard average, which ranked 19th nationally in punt-return average. Also had six kickoff returns for 116 yards.

- As a junior (2020), played in 10 games with two starts at wide receiver. Was Georgia's leading receiver with 36 receptions for 514 yards and three touchdowns. He was also the Bulldogs leading punt and kickoff returner with 11 kickoffs for 298 yards and 15 punts for 87 yards. Named one of three student representatives on the UGA Athletics Board of Directors. Also UGA's representative at the SEC Football Leadership Council.

- As a sophomore (2019), played in 11 games with seven starts. Tallied five receptions for 79 yards.

- As a freshman (2018), appeared in four games. Had one carry for six yards. Enrolled in January of 2018 and participated in spring drills.

- Graduated with a degree in housing management and policy from Georgia in December 2021.

PERSONAL:

- Attended Peach County (Ga.) High School and was selected to play in the 2018 Under Armour All-American Game.

- Named to Nike's 'The Opening' finals and was an ESPN four-star prospect, number 38 prospect nationally, number four wide receiver in the nation and number 6 overall prospect in Georgia.

- Named to the 2017 All-State first team offense by the Atlanta Journal Constitution and the second team offense by the Associate Press.

- Collected 47 receptions for 852 yards his senior season, averaging 18.1 yards per catch with nine touchdowns, guiding the Trojans to a 13-2 record and a runner-up finish in the 2017 GHSA 3A state championship.

- Recorded 52 catches for 739 yards with nine receiving touchdowns to go along with and four rushing scores, leading Peach County to a 12-2 season and the semifinals of the 2016 GHSA 3A state championship.

- Also lettered in track. Won the 2017 Class 3A state shot put championship. Led Peach County to three 4A region championships and received two Men's High Point Awards. In addition to shot put, competed in the 100-meter dash, 200-meter dash, 400-meter dash, and discus events.

- Follow Jackson on Twitter at @king_kearis and Instagram at @king.kearis.

- Born Kearis Jamarcus Jackson on Dec. 9, 1999 in Fort Valley, Ga.

KEARIS JACKSON'S RETURN GAME-BY-GAME

2023 Tennessee Titans				PUNT RETURNS						KICKOFF RETURNS						
Date	Opp	W-L	P/S	No	FC	Yds	Avg	Lg	TD	No	Yds	Avg	Lg	TD		
Sept 10	@ NO	L	p	4	0	37	9.3	14	0	0	0	-	0	0	Nov 26	Car
Sept 17	LAC														Dec 3	Ind
Sept 24	@ Cle														Dec 11	@ Mia
Oct 1	Cin														Dec 17	Hou
Oct 8	@ Ind														Dec 24	Sea
Oct 15	Bal														Dec 31	@ Hou
Oct 29	Atl														Jan 6/7	Jax
Nov 2	@ Pit														Totals	
Nov 12	@ TB															0-1
Nov 19	@ Jax															1/0
																4
																0
																37
																9.3
																14
																0
																0
																0
																0
																0

KEARIS JACKSON'S NFL STATISTICS

REGULAR SEASON		RECEIVING							RUSHING				
Year	Team	GP	GS	No	Yds	Avg	Lg	TD	Att	Yds	Avg	Lg	TD
2023	Tennessee	1	0	0	0	-	0	0	0	0	-	0	0
NFL Totals		1	0	0	0	-	0	0	0	0	-	0	0

REGULAR SEASON		PUNT RETURNS						KICKOFF RETURNS				
Year	Team	No	FC	Yds	Avg	Lg	TD	No	Yds	Avg	Lg	TD
2023	Tennessee	4	0	37	9.3	14	0	0	0	-	0	0
NFL Totals		4	0	37	9.3	14	0	0	0	-	0	0

Single-Game Highs

Receptions -
 Receiving Yards -
 Long Reception -
 Touchdown Receptions -

Punt Returns - **4 at New Orleans (9/10/23)**
 Punt Return Yards - **37 at New Orleans (9/10/23)**
 Punt Return Long - **14 at New Orleans (9/10/23)**



39 MATTHEW JACKSON

SAFETY • 6'1" • 209 LBS • COLLEGE: EASTERN KENTUCKY
ACQUIRED: FREE AGENT - 2023
NFL EXPERIENCE (NFL/TITANS): ROOKIE • HOMETOWN: NASHVILLE, TENN.
GAMES PLAYED/GAMES STARTED: 1/0 (PLAYOFFS: 0/0)



PRO: The Titans signed Matthew Jackson as a rookie free agent after the 2023 NFL Draft. The 6-foot-1-inch, 209-pounder made the 53-man roster out of training camp and possesses a strong work ethic with a proven ability to contribute on special teams. The Nashville, Tenn., native played five seasons at Eastern Kentucky (2018-22) where he saw action in 50 games with 27 starts, recording 294 tackles, 27.5 tackles for loss, eight sacks, two interceptions, 14 passes defended, three forced fumbles and five fumble recoveries.

TITANS TIDBITS:

- Growing up in Nashville, Tenn., Jackson was invited to the Titans' local pro day prior to the 2023 NFL Draft. Both him and fellow rookie Colton Dowell were in attendance and trained together during the pre-draft process.
- Although he played outside linebacker during his five-year college career, Jackson entered the NFL Draft as a safety.

CAREER TRANSACTIONS:

- The Nashville, Tenn., native was signed by the Titans as an undrafted free agent on May 12, 2023.

SEASON RECAPS:

2023 (1/0): Made his NFL debut at New Orleans (9/10/23).

- At New Orleans (9/10), saw action as a reserve on special teams in his first career NFL contest.

COLLEGE:

- During five seasons at Eastern Kentucky, Jackson appeared in 50 games with 27 starts and recorded 294 tackles, 27.5 tackles for loss, eight sacks, two interceptions, 14 passes defended, three forced fumbles and five fumble recoveries.
- As a graduate (2022), started in 10 games and led the team with 87 tackles. Also recorded 7.5 tackles for loss, two sacks, four passes defended, a forced fumble and two fumble recoveries. Was named a third-team Stats Perform All-American, fourth-team Phil Steele/DraftScout All-American, Phil Steele first-team All-ASUN and an ASUN All-Conference selection.
- As a senior (2021), started all 11 games and tied for the team high with 102 tackles. Led team with 11 tackles for loss. Also recorded 3.5 sacks, eight passes defended, two interceptions and two forced fumbles. Was named a Buck Buchanan Award finalist, Phil Steele ASUN Defensive Player of the Year, Phil Steele first-team All-ASUN and ASUN All-Conference selection.
- As a junior (2020), played in eight games and started at linebacker in six contests. Led the team with 79 tackles, including eight tackles for loss and 2.5 sacks. Also had two fumble recoveries and two passes defended. Led the nation in the fall in fumbles recovered, ranked ninth in tackles per game (9.9) and was 15th in tackles for loss per game (1.0).
- As a sophomore (2019), appeared in 10 games. Totaled 15 tackles, including a stop for a loss. Regularly played on special teams.
- As a redshirt freshman (2018), played in all 11 games, primarily on special teams. Finished the season with 11 tackles and a fumble recovery. Selected as the Ohio Valley Conference Co-Specialist of the Week after recovering a kickoff against Tennessee-Martin (Oct. 13) at the Skyhawks' 23-yard line, setting up what proved to be the winning touchdown.
- As a freshman (2018), redshirted and saw no game action.
- Graduated with a degree in sports management from Eastern Kentucky in December of 2022.

PERSONAL:

- Attended Hillsboro (Tenn.) High School and was the leading tackler in 2016. Finished with 64 tackles and two interceptions. Returned an interception 100 yards for a score.
- Was a team captain.
- Also a member of the track team, winning the city championship in the long jump and competing in the state tournament.
- Has two daughters, Summer and Winter.
- Son of Brian Jackson and Andrea Clark.
- Follow Jackson on Instagram at @mattajack12 and on Twitter at @mattajack12
- Born Matthew Alexander Jackson on Nov. 9, 1998 in Chicago, Ill.

MATTHEW JACKSON'S GAME-BY-GAME

2023 Tennessee Titans

Date	Opp	W/L	P/S	Tot	Solo	Asst	Sk	- Yds	QBP	TFL	Int	- Yds	-TD	PD	FF	FR	- Yds	SpT	
Sept 10	@ NO	L	p	0	0	0	0.0	0.0	0	0	0	0	0	0	0	0	0	0	0
Sept 17	LAC																		
Sept 24	@ Cle																		
Oct 1	Cin																		
Oct 8	@ Ind																		
Oct 15	Bal																		
Oct 29	Atl																		
Nov 2	@ Pit																		
Nov 12	@ TB																		
Nov 19	@ Jax																		
Nov 26	Car																		

Dec 3	Ind																			
Dec 11	@ Mia																			
Dec 17	Hou																			
Dec 24	Sea																			
Dec 31	@ Hou																			
Jan 6/7	Jax																			
Totals				0-1	1/0	0	0	0	0	0	0	0.0	0.0	0	0	0	0	0	0	0

MATTHEW JACKSON'S NFL STATISTICS

REGULAR SEASON

Year	Team	REGULAR SEASON		TACKLES							INTERCEPTIONS					FUMBLES			
		GP	GS	Tot	Solo	Asst	Sk	Yds	QBP	TFL	No	Yds	Lg	TD	PD	FF	FR	Yds	SpT
2023	Tennessee	1	0	0	0	0	0.0	0.0	0	0	0	0	0	0	0	0	0	0	0
NFL Totals		1	0	0	0	0	0.0	0.0	0	0	0	0	0	0	0	0	0	0	0

Single-Game Highs

Tackles -

Special Teams Tackles -



90 NAQUAN JONES

DEFENSIVE TACKLE • 6'3" • 313 LBS • COLLEGE: MICHIGAN STATE
ACQUIRED: FREE AGENT - 2021 • NFL EXPERIENCE (NFL/TITANS): 3/3
HOMETOWN: EVANSTON, ILL.
GAMES PLAYED/GAMES STARTED: 25/6 (PLAYOFFS: 1/1)



PRO: The Titans signed Naquan Jones as a rookie free agent following the 2021 NFL Draft. The 6-foot-3-inch, 313-pounder has appeared in 24 games with six starts during his first two seasons. He has collected 45 tackles, including 3.5 sacks, six stops for loss, seven quarterback pressures and two passes defended. The Evanston, Ill., native appeared in 46 games over four seasons at Michigan State (2017-20) and posted 78 tackles, 12.5 tackles for loss and three sacks during his collegiate career.

TITANS TIDBITS:

• In June 2019, Jones' mother, Germaine Thomas, died unexpectedly at the age of 37 after a lengthy battle with depression and alcoholism. At the time, Jones was a rising junior at Michigan State and just 21 years old himself. Jones wears a special necklace to honor his family with a picture of his grandmother and younger sisters on one side of a pendant and an image of his late mother on the other side.

CAREER TRANSACTIONS:

- The Evanston, Ill., native was signed by the Titans as an undrafted free agent on May 14, 2021.
- Waived by the Titans on Aug. 31 and signed to the team's practice squad a day later.
- Signed by the Titans to their active roster from the practice squad on Sept. 22, 2021.

SEASON RECAPS:

2023 (1/0):

• At New Orleans (9/10), played as a reserve on the defensive front and notched a tackle.

2022 (11/1): Played in 11 games with one start on the defensive front and registered 16 tackles, a sack, three quarterback pressures, and two stops for loss. Was inactive for six contests.

- At Buffalo (9/19), played as a reserve on the defensive front and collected four tackles.
- Against Las Vegas (9/25), saw action as a reserve at nose tackle and notched a tackle.
- At Washington (10/9), saw limited action as a reserve on the defensive line and recorded a tackle.
- At Kansas City (11/6), played as a reserve on the defensive front and produced two tackles.
- Against Denver (11/13), saw action as a reserve on the defensive front and posted three tackles, including a sack, a quarterback pressure and two tackles for loss. Dropped Russell Wilson for a one-yard sack midway through the third quarter. Teamed with David Long Jr. to stuff Chase Edmonds for a one-yard loss on a rush off left guard in the third stanza.
- Against Jacksonville (12/11), returned to the lineup as a reserve at nose tackle and posted three tackles. Teamed with Bud Dupree to stonewall Travis Etienne Jr. for a one-yard loss of a rush off left tackle in the third stanza.
- At L.A. Chargers (12/18), started at nose tackle and recorded two tackles with two quarterback pressures.

2021 (13/5, 1/1): Played in 13 games with five starts during his rookie campaign and collected 29 tackles, including 2.5 sacks, four stops for loss, four quarterback pressures and two passes defended. Spent the first two weeks of the season on the Titans' practice squad before being signed to the team's active roster on Sept. 22. Was inactive for two games. Started the postseason contest and registered two tackles, including a half sack

and two quarterback pressures. Tied for the team lead in sacks once in 2021 (at PIT). Tied for the team lead in passes defended once in 2021 (vs. SF). Made his NFL debut at N.Y. Jets (10/3/21). Made his first career start and registered his first career sack against New Orleans (11/14/21).

- At N.Y. Jets (10/3), saw action in his first NFL contest as a reserve on the defensive front.
- Against Buffalo (10/18), saw action as a reserve on the defensive front and registered three tackles. Teamed with Harold Landry III to stuff Josh Allen for no gain on a rush up the middle in the third quarter.
- At L.A. Rams (11/7), played as a reserve on the defensive line and tallied two tackles. Stuffed Darrell Henderson Jr. for no gain on a rush up the middle in the third quarter.
- Against New Orleans (11/14), made his first career NFL start at defensive tackle and collected his first career sack to go along with a quarterback pressure. Dropped Trevor Siemian for a seven-yard loss in the first quarter for his first career NFL sack.
- Against Houston (11/21), saw action as a reserve on the defensive front and totaled three tackles, including a stop for loss. Stonewalled David Johnson for a one-yard loss on a rush up the middle in the third quarter.
- At New England (11/28), played as a reserve on the defensive front and recorded a half sack. Combined with Derick Roberson to sack Mac Jones for a 10-yard loss in the final stanza.
- At Pittsburgh (12/19), started at nose tackle and notched four tackles, including a sack, another stop for loss and a quarterback pressure. Dropped Ben Roethlisberger for a five-yard sack in the opening stanza. Stuffed Najee Harris for a three-yard loss on a rush up the middle in the fourth quarter.
- Against San Francisco (12/23), started at nose tackle and tallied five tackles with a pass defended and a quarterback pressure. Deflected a pass intended for Deebo Samuel in the second stanza. Combined with Harold Landry III to stuff Jeff Wilson Jr. for no gain on a rush up the middle in the third quarter.
- Against Miami (1/2), started at nose tackle and notched two tackles with a pass defended. Batted down a pass intended for Isaiah Ford in the third quarter.
- Against Cincinnati (1/22), started at nose tackle in his postseason debut and registered two tackles, including a half sack and two quarterback pressures. Combined with Denico Autry to drop Joe Burrow for a three-yard sack on the Bengals' first play from scrimmage.

COLLEGE:

- Appeared in 46 games with five starts on the defensive line over four seasons at Michigan State (2017-20) and totaled 78 tackles, 12.5 tackles for loss, three sacks, three passes defended, one forced fumble and one fumble recovery over his career.
- As a senior (2020), saw action in all seven games and made four starts. Recorded 24 tackles, a career-high five stops for loss, one pass defended and one fumble recovery.
- As a junior (2019), played in all 13 games and made one start. Tallied 15 tackles, one tackle for loss and one sack.
- As a sophomore (2018), appeared in 13 games and notched a career-best 26 tackles, 4.5 tackles for loss, two sacks, one pass defended and one forced fumble.
- As a redshirt freshman (2017), saw action in all 13 games and posted 13 tackles, two tackles for loss and one pass defended.
- As a freshman (2016), redshirted.
- Graduated from Michigan State with a degree in advertising management.

PERSONAL:

- Attended Evanston Township (Ill.) High School where he was named to USA Today's All-USA Illinois first team and selected to the Pioneer Press all-area second team in 2015.
- Rated as the No. 22 defensive tackle by Scout, No. 23 by 247Sports, No. 24 by Rivals and No. 31 by ESPN.
- Also lettered in basketball.
- Son of Emil Jones and the late Germaine Thomas and has two sisters, Skye and Lauryn.
- Follow Jones on Twitter at @thealmightynay and on Instagram at @almighty93__ .
- Born Naquan Jones on Feb. 5, 1998 in Evanston, Ill.

NAQUAN JONES' GAME-BY-GAME

2021 Tennessee Titans

Date	Opp	W/L	P/S	Tot Solo Asst	Sk - Yds	QBP	TFL	Int - Yds -TD	PD	FF	FR - Yds	SpT
Sept 12	Ari	L	PS									
Sept 19	@ Sea	W	PS									
Sept 26	Ind	W	IA									
Oct 3	@ NYJ	L	p	0 0 0	0.0 0.0	0	0 0	0 0 0 0 0 0 0 0	0	0	0 0	0 0
Oct 10	@ Jax	W	p	0 0 0	0.0 0.0	0	0 0	0 0 0 0 0 0 0 0	0	0	0 0	0 0
Oct 18	Buf	W	p	3 3 0	0.0 0.0	0	0 0	0 0 0 0 0 0 0 0	0	0	0 0	0 0
Oct 24	KC	W	p	3 0 3	0.0 0.0	0	0 0	0 0 0 0 0 0 0 0	0	0	0 0	0 0
Oct 31	@ Ind	W	p	3 3 0	0.0 0.0	0	0 0	0 0 0 0 0 0 0 0	0	0	0 0	0 0
Nov 7	@ LAR	W	p	2 1 1	0.0 0.0	0	0 0	0 0 0 0 0 0 0 0	0	0	0 0	0 0
Nov 14	NO	W	S	1 1 0	1.0 7.0	1	1 0	0 0 0 0 0 0 0 0	0	0	0 0	0 0
Nov 21	Hou	L	p	3 2 1	0.0 0.0	0	1 0	0 0 0 0 0 0 0 0	0	0	0 0	0 0
Nov 28	@ NE	L	p	1 0 1	0.5 5.0	1	0 0	0 0 0 0 0 0 0 0	0	0	0 0	0 0
Dec 12	Jax	W	S	2 0 2	0.0 0.0	0	0 0	0 0 0 0 0 0 0 0	0	0	0 0	0 0
Dec 19	@ Pit	L	S	4 3 1	1.0 5.0	1	2 0	0 0 0 0 0 0 0 0	0	0	0 0	0 0
Dec 23	SF	W	S	5 3 2	0.0 0.0	1	0 0	0 0 0 1 0 0 0 0	0	0	0 0	0 0
Jan 2	Mia	W	S	2 2 0	0.0 0.0	0	0 0	0 0 0 0 1 0 0 0	0	0	0 0	0 0
Jan 9	@ Hou	W	IA									
Totals		12-5	13/5	29	18 11	2.5	17.0	4	4 0	0 0	2 0	0 0
Playoffs												
Jan 22	Cin	L	S	2 0 2	0.5 1.5	2	0 0	0 0 0 0 0 0 0 0	0	0	0 0	0 0
Totals		0-1	1/1	2	0 2	0.5	1.5	2	0 0	0 0	0 0	0 0

2022 Tennessee Titans

Date	Opp	W/L	P/S	Tot Solo Asst	Sk - Yds	QBP	TFL	Int - Yds -TD	PD	FF	FR - Yds	SpT
Sept 11	NYG	L	IA									
Sept 19	@ Buf	L	p	4 2 2	0.0 0.0	0	0 0	0 0 0 0 0 0 0 0	0	0	0 0	0 0
Sept 25	LV	W	p	1 0 1	0.0 0.0	0	0 0	0 0 0 0 0 0 0 0	0	0	0 0	0 0
Oct 2	@ Ind	W	p	0 0 0	0.0 0.0	0	0 0	0 0 0 0 0 0 0 0	0	0	0 0	0 0
Oct 9	@ Was	W	p	1 0 1	0.0 0.0	0	0 0	0 0 0 0 0 0 0 0	0	0	0 0	0 0
Oct 23	Ind	W	p	0 0 0	0.0 0.0	0	0 0	0 0 0 0 0 0 0 0	0	0	0 0	0 0
Oct 30	@ Hou	W	IA									

Nov 6	@ KC	L	p	2 1 1	0.0 0.0	0	0 0	0 0 0 0 0 0 0 0	0	0	0 0	0 0
Nov 13	Den	W	p	3 2 1	1.0 1.0	1	2 0	0 0 0 0 0 0 0 0	0	0	0 0	0 0
Nov 17	@ GB	W	IA									
Nov 27	Cin	L	IA									
Dec 4	@ Phi	L	IA									
Dec 11	Jax	L	p	3 0 3	0.0 0.0	0	0 0	0 0 0 0 0 0 0 0	0	0	0 0	0 0
Dec 18	@ LAC	L	S	2 1 1	0.0 0.0	2	0 0	0 0 0 0 0 0 0 0	0	0	0 0	0 0
Dec 24	Hou	L	p	0 0 0	0.0 0.0	0	0 0	0 0 0 0 0 0 0 0	0	0	0 0	0 0
Dec 29	Dal	L	p	0 0 0	0.0 0.0	0	0 0	0 0 0 0 0 0 0 0	0	0	0 0	0 0
Jan 7	@ Jax	L	IA									
Totals		7-10	11/1	16	6 10	1.0	1.0	3	2 0	0 0	0 0	0 0

2023 Tennessee Titans

Date	Opp	W/L	P/S	Tot Solo Asst	Sk - Yds	QBP	TFL	Int - Yds -TD	PD	FF	FR - Yds	SpT
Sept 10	@ NO	L	p	1 0 1	0.0 0.0	0	0 0	0 0 0 0 0 0 0 0	0	0	0 0	0 0
Sept 17	LAC											
Sept 24	@ Cle											
Oct 1	Cin											
Oct 8	@ Ind											
Oct 15	Bal											
Oct 29	Atl											
Nov 2	@ Pit											
Nov 12	@ TB											
Nov 19	@ Jax											
Nov 26	Car											
Dec 3	Ind											
Dec 11	@ Mia											
Dec 17	Hou											
Dec 24	Sea											
Dec 31	@ Hou											
Jan 6/7	Jax											
Totals		0-1	1/0	1	0 1	0.0	0.0	0	0 0	0 0	0 0	0 0

NAQUAN JONES' NFL STATISTICS

REGULAR SEASON				TACKLES							INTERCEPTIONS					FUMBLES			
Year	Team	GP	GS	Tot	Solo	Asst	Sk	Yds	QBP	TFL	No	Yds	Lg	TD	PD	FF	FR	Yds	SpT
2021	Tennessee	13	5	29	18	11	2.5	17.0	4	4	0	0	0	0	2	0	0	0	0
2022	Tennessee	11	1	16	6	10	1.0	1.0	3	2	0	0	0	0	0	0	0	0	0
2023	Tennessee	1	0	1	0	1	0.0	0.0	0	0	0	0	0	0	0	0	0	0	0
NFL Totals		25	6	46	24	22	3.5	18.0	7	6	0	0	0	0	2	0	0	0	0

PLAYOFFS				TACKLES							INTERCEPTIONS					FUMBLES			
Year	Team	GP	GS	Tot	Solo	Asst	Sk	Yds	QBP	TFL	No	Yds	Lg	TD	PD	FF	FR	Yds	SpT
2021	Tennessee	1	1	2	0	2	0.5	1.5	2	0	0	0	0	0	0	0	0	0	0
NFL Totals		1	1	2	0	2	0.5	1.5	2	0	0	0	0	0	0	0	0	0	0

Single-Game Highs

Tackles - 5 vs. San Francisco (12/23/21)
 Sacks - 1 (Three times, last vs. Denver 11/13/22)
 Tackles For Loss - 2 (Twice, last vs. Denver 11/13/22)
 Quarterback Pressures - 2 at L.A. Chargers (12/18/22)
 Passes Defensed - 1 (Twice, last vs. Miami 1/2/22)

Playoff Single-Game Highs

Tackles - 2 vs. Cincinnati (1/22/22)
 Sacks - 0.5 vs. Cincinnati (1/22/22)
 Quarterback Pressures - 2 vs. Cincinnati (1/22/22)



40 ANTHONY KENDALL

CORNERBACK • 5'10" • 177 LBS • COLLEGE: BALDWIN WALLACE
ACQUIRED: FREE AGENT - 2023 • NFL EXPERIENCE (NFL/TITANS): ROOKIE
HOMETOWN: PORT RICHEY, FLA.
GAMES PLAYED/GAMES STARTED: 1/0 (PLAYOFFS: 0/0)



PRO: The Titans signed Anthony Kendall as a rookie free agent after the 2023 NFL Draft. The 5-foot-10-inch, 177-pounder made the 53-man roster out of training camp after a stellar career at Division III Baldwin Wallace. The Port Richey, Fla., native played five seasons for the Yellow Jackets (2018-22) where he saw action in 31 games and recorded 127 tackles, 20 pass breakups, six interceptions, a forced fumble and a sack.

TITANS TIDBITS:

- Kendall had zero Division I offers coming out of high school so he decided to go to Baldwin Wallace, a Division III school in the Ohio Athletic Conference. He went to multiple regional tryouts after not getting an invite to the NFL Combine.
- Kendall was the first Baldwin Wallace alum to sign with an NFL team since linebacker Keith Darbut in 2011.

CAREER TRANSACTIONS:

- The Port Richey, Fla., native was signed by the Titans as an undrafted free agent on May 12, 2023.

SEASON RECAPS:

2023 (1/0): Has led the team in special teams tackles once in 2023 (at NO). Made his NFL debut at New Orleans (9/10/23).

- At New Orleans (9/10), saw action as a reserve on special teams and led the team with three special teams tackles in his first career NFL contest. Stuffed Rashid Shaheed at the Saints' 13-yard line on a kickoff return in the fourth quarter.

COLLEGE:

- During five seasons at Baldwin Wallace, Kendall appeared in 31 games and recorded 127 tackles, 20 pass breakups, six interceptions, a forced fumble and a sack.
- As a graduate (2022), started in 10 games and recorded a career-high 56 tackles, four tackles for loss, his first career forced fumble and first career sack. Led the Yellow Jackets and the OAC with a career-high 12 pass breakups. Also had a career-high three interceptions. Named the 2022 Lee J. Tressel Ohio Athletic Conference Defensive Back of the Year and was selected as an American Football Coaches Association, Associated Press, D3football.com second-team All-American and an All-OAC first-team selection.
- As a senior (2021), appeared in seven games and recorded 11 tackles, two tackles for loss and a pass breakup.
- As a junior (2020), appeared in two games. Was third on the team with 13 tackles, added one pass breakup and one blocked kick. Tallied one tackle for loss. Was named All-Ohio Athletic Conference honorable mention.
- As a sophomore (2019), appeared in five games. Recorded 23 tackles, including two stops for loss, a pass breakup and two interceptions.
- As a redshirt freshman (2018), appeared in seven games and recorded 23 tackles, including a stop for loss, five pass breakups and one interception.
- Graduated with a degree in business in healthcare from Baldwin Wallace in December 2022.

PERSONAL:

- Played three years of football at Aclote (Fla.) High School before transferring to River Ridge High School for his senior season.
- Was the recipient of the Knights Award in football and participated in the All-Star Football game.
- Competed two years in basketball and three years of weightlifting and track and field. Placed fifth in the 300-meter hurdles at the Florida High

School Athletic Association State Championships.

- Graduated with a 4.1 cumulative grade point average and was the recipient of the Alumni Award as well as a member of the Chi Alpha Sigma Honor Society.
- Son of Andre and Cerstin Marshall.
- Follow Kendall on Instagram at [@anthonykendall_](#)
- Born Anthony D.C. Kendall on Dec. 17, 1999 in El Paso, Texas.

ANTHONY KENDALL'S GAME-BY-GAME

2023 Tennessee Titans

Date	Opp	W/L	P/S	Tot	Solo	Asst	Sk	- Yds	QBP	TFL	Int	- Yds	-TD	PD	FF	FR	- Yds	SpT	
Sept 10	@ NO	L	p	0	0	0	0.0	0.0	0	0	0	0	0	0	0	0	0	0	3
Sept 17	LAC																		
Sept 24	@ Cle																		
Oct 1	Cin																		
Oct 8	@ Ind																		
Oct 15	Bal																		
Oct 29	Atl																		
Nov 2	@ Pit																		
Nov 12	@ TB																		
Nov 19	@ Jax																		
Nov 26	Car																		

Dec 3	Ind																			
Dec 11	@ Mia																			
Dec 17	Hou																			
Dec 24	Sea																			
Dec 31	@ Hou																			
Jan 6/7	Jax																			
Totals				0-1	1/0	0	0	0	0	0	0.0	0.0	0	0	0	0	0	0	0	3

ANTHONY KENDALL'S NFL STATISTICS

REGULAR SEASON		TACKLES									INTERCEPTIONS					FUMBLES			
Year	Team	GP	GS	Tot	Solo	Asst	Sk	Yds	QBP	TFL	No	Yds	Lg	TD	PD	FF	FR	Yds	SpT
2023	Tennessee	1	0	0	0	0	0.0	0.0	0	0	0	0	0	0	0	0	0	0	3
NFL Totals		1	0	0	0	0	0.0	0.0	0	0	0	0	0	0	0	0	0	0	3

Single-Game Highs

Tackles -

Special Teams Tackles - **3 at New Orleans (9/10/23)**



49 ARDEN KEY

OUTSIDE LINEBACKER • 6'5" • 240 LBS • COLLEGE: LOUISIANA STATE
ACQUIRED: UNRESTRICTED FREE AGENT - 2023 (JAX)
NFL EXPERIENCE (NFL/TITANS): 6/1 • HOMETOWN: ATLANTA, GA.
GAMES PLAYED/GAMES STARTED: 72/13 (PLAYOFFS: 5/0)



PRO: The Titans signed Arden Key early in the 2023 offseason to add experience and bolster the defensive front. The Louisiana State product possesses a unique ability to come off the edge as a pass rusher and use his speed, athleticism and long arms to get to the quarterback. The 6-foot-5-inch, 240-pound defender originally entered the NFL as a third-round pick of the Oakland Raiders in 2018 and spent his first three campaigns with the organization. Over the next two seasons with the San Francisco 49ers (2021) and Jacksonville Jaguars (2022), Key saw action in all 34 contests and amassed 49 tackles, 11 sacks, 10 stops for loss and 63 quarterback pressures.

CAREER HIGHLIGHTS:

- In 2022, Key recorded 27 tackles, 4.5 sacks, five stops for loss and a career-high 38 quarterback pressures in his first season with the Jaguars.
- In 2021, Key notched a career-best 6.5 sacks to go along with 22 tackles and 25 quarterback pressures in his lone season with the 49ers.

TITANS TIDBITS:

- While preparing for the 2018 NFL Draft, Key decided to capitalize on his opportunities in the spotlight to help others. Key utilized his long jump at the Louisiana State Pro Day to support the organization "No Kid Hungry" to raise money for food insecure children and their families, raising more funds with each inch he jumped.
- His father, Arden Key Sr., played point guard and shooting guard at Jacksonville State and also coached Arden Jr. in football.
- Key comes from a large family that includes four sets of twins, all who share in his athleticism on the basketball court. Arden's twin, Angel, was a cheerleader for her brother's football team.

CAREER TRANSACTIONS:

- The Atlanta, Ga., native was selected by the Oakland Raiders in the third round (87th overall) of the 2018 NFL Draft.
- Released by the Raiders on April 15, 2021.
- Signed by the San Francisco 49ers as a free agent on April 23, 2021.
- Signed by the Jacksonville Jaguars as an unrestricted free agent on March 30, 2022.
- Signed by the Titans as an unrestricted free agent on March 20, 2023.

SEASON RECAPS:

2023 (1/0 - Tennessee): Has led the team in quarterback pressures once in 2023 (at NO). Has tied for the team lead in sacks once in 2023 (at NO). Posted a career-best 11 quarterback pressures at New Orleans (9/10/23).
• At New Orleans (9/10), made his Titans debut and notched four tackles, 1.5 sacks and a pass defended to go along with a team-best and career-high 11 quarterback pressures. Dropped Derek Carr for a six-yard sack early in the second quarter. Deflected a ball intended for Michael Thomas on third-and-10 in the second stanza. Teamed with Denico Autry to sack Derek Carr for a seven-yard sack in the second quarter.

2022 (17/3, 2/0 - Jacksonville): Played in all 17 games with three starts and compiled 27 tackles, 4.5 sacks, five stops for loss, a fumble recovery and two passes defended. Saw action as a reserve in both postseason contests and posted two tackles and a pass defended.
• Against Denver (10/30), registered two tackles, including a sack. Dropped Russell Wilson for a seven-yard sack on third-and-six.
• At Tennessee (12/11), tied a career-high with four tackles to go along with a sack and a fumble recovery. Dropped Ryan Tannehill for a six-yard sack in the third quarter. Recovered a fumble by Derrick Henry early in

the final stanza.

- Against Dallas (12/18), posted three tackles and a career-best 1.5 sacks. Teamed with Foley Fatukasi to sack Dak Prescott for a three-yard loss in the opening stanza. Dropped Prescott for an eight-yard loss in the third quarter.
- Against Tennessee (1/7), notched three tackles and a career-best nine quarterback pressures.

2021 (17/0, 3/0 - San Francisco): Saw action as a reserve in all 17 games and totaled 22 tackles, a career-best 6.5 sacks and one pass defended. Played in his first three postseason games and collected two tackles.

- Against L.A. Rams (11/15), registered two tackles and a sack. Sacked Matthew Stafford for an eight-yard loss in the final stanza.
- Against Atlanta (12/19), posted an 11-yard sack of Matt Ryan on third-and-eight in the second quarter.
- Against Houston (1/2), notched a nine-yard sack of Davis Mills in the fourth quarter.

2020 (14/0 - Las Vegas): Appeared as a reserve in 14 games and registered 15 tackles, two tackles for loss and two passes defended. Was inactive for two contests.

- Against Kansas City (11/22), notched two tackles, including a stop for loss.

2019 (7/0 - Oakland): Appeared in seven games and recorded a career-high two sacks. Placed on injured reserve on Nov. 7 and missed the final eight games of the season. Was inactive for one contest.

- At Houston (10/27), totaled two tackles and one sack. Dropped Deshaun Watson for a 10-yard sack on third-and-11 in the third quarter.
- Against Detroit (11/3), registered a sack by taking down Matthew Stafford for a loss of 13 yards in his final game of the season because of injury.

2018 (16/10 - Oakland): Appeared in all 16 games as rookie with 10 starts at defensive end. Posted 30 tackles, a sack and a blocked extra point on special teams.

- Against L.A. Rams (9/10), totaled three tackles in his NFL debut.
- Against Seattle (10/14), made his first career start and registered his first career sack when he took down Russell Wilson for an eight-yard loss. Also recorded a career-high four tackles.
- Against Kansas City (12/2), collected the team's first blocked kick of the season on Harrison Butker's extra-point attempt in the second quarter.

COLLEGE:

- Played three seasons at Louisiana State (2015-17), appearing in 31 games with 28 starts and posting 130 tackles, 21 sacks and 26.5 tackles for loss.
- Was named Associated Press All-SEC first team in both 2017 and 2016. Earned second-team All-SEC honors from coaches in 2016.
- When he left LSU, his 21 career sacks were tied for third-most in school history with Gabe Northern.
- As a junior (2017), started eight contests and racked up 33 tackles, 5.5 for loss, four sacks and one forced fumble en route to first-team All-SEC honors.
- As a sophomore (2016), named first-team All-SEC after setting the school record with 12 sacks, while also leading the team with 14.5 tackles for loss. Collected 56 total stops and added three forced fumbles, a fumble recovery and three passes defended.
- As a freshman (2015), appeared in all 12 games, starting the final nine, totaling 41 tackles, five sacks, a pass defended and a fumble recovery.

Earned Freshman All-American honors and was named to the SEC All-Freshman team.

• Majored in interdisciplinary studies at Louisiana State.

PERSONAL:

• Attended Hapeville Charter Academy in Atlanta, Ga. and was unanimously rated as a four-star prospect by Rivals, 247Sports, Scout and ESPN.

• Was invited to play in the Under Armour All-American Game and was a Class 2A first-team All-State selection. Was a member of Rivals 250, Scout 300, 247Sports Top 247 and ESPN 300.

• As a senior (2014), tallied 15.5 sacks.

• As a junior (2013), accounted for over 100 tackles and eight sacks.

• As a sophomore (2012), notched 12 sacks.

• Son of Nicole Spencer and Arden Key Sr.

• Follow Key on Instagram at @ardenkey.

• Follow Key on Twitter at @ArdenKeyEI.

• Born Arden Key Jr. on May 3, 1996 in Lithonia, Ga.

ARDEN KEY'S GAME-BY-GAME

2018 Oakland Raiders

Date	Opp	W/L	P/S	Tot Solo Asst	Sk - Yds	QB	TFL	Int - Yds	-TD	PD	FF	FR - Yds	SpT
Sept 10	LAR	L	p	3 1 2	0.0 0.0	0	0	0	0	0	0	0	0
Sept 16	@ Den	L	p	2 2 0	0.0 0.0	2	1	0	0	0	0	0	0
Sept 23	@ Mia	L	p	2 1 1	0.0 0.0	2	0	0	0	0	0	0	0
Sept 30	Cle	W	p	1 1 0	0.0 0.0	0	1	0	0	0	0	0	0
Oct 7	@ LAC	L	p	1 1 0	0.0 0.0	0	0	0	0	0	0	0	0
Oct 14	Sea	L	S	4 4 0	0.0 0.0	2	1	0	0	0	0	0	0
Oct 28	Ind	L	S	2 0 2	1.0 8.0	0	0	0	0	0	0	0	0
Nov 1	@ SF	L	p	0 0 0	0.0 0.0	0	0	0	0	0	0	0	0
Nov 11	LAC	L	S	4 3 1	0.0 0.0	1	0	0	0	0	0	0	0
Nov 18	@ Ari	W	S	0 0 0	0.0 0.0	0	0	0	0	0	0	0	0
Nov 25	@ Bal	L	S	3 2 1	0.0 0.0	0	0	0	0	0	0	0	0
Dec 2	KC	L	S	0 0 0	0.0 0.0	1	0	0	0	0	0	0	0
Dec 9	@ Pit	W	S	2 2 0	0.0 0.0	1	0	0	0	0	0	0	0
Dec 16	@ Cin	L	S	3 1 2	0.0 0.0	1	0	0	0	0	0	0	0
Dec 24	Den	W	p	2 2 0	0.0 0.0	1	1	0	0	0	0	0	0
Dec 30	@ KC	L	S	1 1 0	0.0 0.0	2	0	0	0	0	0	0	0
Totals			4-12	16/10	30 21 9	1.0 8.0	13	4	0	0	0	0	0

2019 Oakland Raiders

Date	Opp	W/L	P/S	Tot Solo Asst	Sk - Yds	QB	TFL	Int - Yds	-TD	PD	FF	FR - Yds	SpT
Sept 9	Den	W	p	1 0 1	0.0 0.0	3	0	0	0	0	0	0	0
Sept 15	KC	L	p	0 0 0	0.0 0.0	1	0	0	0	0	0	0	0
Sept 22	@ Min	L	p	0 0 0	0.0 0.0	0	0	0	0	0	0	0	0
Sept 29	@ Ind	W	p	0 0 0	0.0 0.0	2	0	0	0	0	0	0	0
Oct 6	Chi	W	p	0 0 0	0.0 0.0	4	0	0	0	0	0	0	0
Oct 20	@ GB	L	IA										
Oct 27	@ Hou	L	p	2 2 0	1.0 10.0	2	1	0	0	0	0	0	0
Nov 3	Det	W	p	1 1 0	1.0 13.0	2	1	0	0	0	0	0	0
Nov 7	LAC				Placed on injured reserve on Nov. 7, 2019								
Totals			4-4	7/0	4 3 1	2.0 23.0	14	2	0	0	0	0	0

2020 Las Vegas Raiders

Date	Opp	W/L	P/S	Tot Solo Asst	Sk - Yds	QB	TFL	Int - Yds	-TD	PD	FF	FR - Yds	SpT
Sept 13	@ Car	W	p	0 0 0	0.0 0.0	0	0	0	0	0	0	0	0
Sept 21	NO	W	p	0 0 0	0.0 0.0	6	0	0	0	0	0	0	0
Sept 27	@ NE	L	p	0 0 0	0.0 0.0	1	0	0	0	1	0	0	0
Oct 4	Buf	L	p	1 0 1	0.0 0.0	4	0	0	0	1	0	0	0
Oct 11	@ KC	W	p	2 2 0	0.0 0.0	2	1	0	0	0	0	0	0
Oct 25	TB	L	p	0 0 0	0.0 0.0	0	0	0	0	0	0	0	0
Nov 1	@ Cle	W	IA										
Nov 8	@ LAC	W	IA										
Nov 15	Den	W	p	2 2 0	0.0 0.0	2	0	0	0	0	0	0	0
Nov 22	KC	L	p	2 1 1	0.0 0.0	0	1	0	0	0	0	0	0
Nov 29	@ Atl	L	p	0 0 0	0.0 0.0	4	0	0	0	0	0	0	0
Dec 6	@ NYJ	W	p	2 2 0	0.0 0.0	1	0	0	0	0	0	0	0
Dec 13	Ind	L	p	1 1 0	0.0 0.0	4	0	0	0	0	0	0	0
Dec 17	LAC	L	p	1 1 0	0.0 0.0	0	0	0	0	0	0	0	0
Dec 26	Mia	L	p	2 1 1	0.0 0.0	3	0	0	0	0	0	0	0
Jan 3	@ Den	W	p	2 0 2	0.0 0.0	1	0	0	0	0	0	0	0
Totals			8-8	14/0	15 10 5	0.0 0.0	28	2	0	0	2	0	0

2021 San Francisco 49ers

Date	Opp	W/L	P/S	Tot Solo Asst	Sk - Yds	QB	TFL	Int - Yds	-TD	PD	FF	FR - Yds	SpT
Sept 12	@ Det	W	p	1 1 0	0.0 0.0	2	0	0	0	0	0	0	0
Sept 19	@ Phi	W	p	1 1 0	0.0 0.0	1	0	0	0	1	0	0	0
Sept 26	GB	L	p	0 0 0	0.0 0.0	0	0	0	0	0	0	0	0
Oct 3	Sea	L	p	2 1 1	0.0 0.0	0	0	0	0	0	0	0	0
Oct 10	@ Ari	L	p	1 0 1	0.0 0.0	0	0	0	0	0	0	0	0
Oct 24	Ind	L	p	2 2 0	0.0 0.0	0	0	0	0	0	0	0	0
Oct 31	@ Chi	W	p	0 0 0	0.0 0.0	1	0	0	0	0	0	0	0
Nov 7	Ari	L	p	1 1 0	1.0 4.0	3	1	0	0	0	0	0	0

Nov 15	LAR	W	p	2 2 0	1.0 8.0	1	1	0	0	0	0	0	0
Nov 21	@ Jax	W	p	2 1 1	1.0 6.0	1	1	0	0	0	0	0	0
Nov 28	Min	W	p	2 0 2	0.0 0.0	0	0	0	0	0	0	0	0
Dec 5	@ Sea	L	p	3 0 3	0.5 4.0	1	0	0	0	0	0	0	0
Dec 12	@ Cin	W	p	1 0 1	0.5 4.5	3	0	0	0	0	0	0	0
Dec 19	Atl	W	p	1 1 0	1.0 11.0	3	1	0	0	0	0	0	0
Dec 23	@ Ten	L	p	1 0 1	0.0 0.0	1	0	0	0	0	0	0	0
Jan 2	Hou	W	p	1 0 1	1.0 9.0	6	1	0	0	0	0	0	0
Jan 9	@ LAR	W	p	1 0 1	0.5 5.0	2	0	0	0	0	0	0	0
Totals			10-7	17/0	22 11 11	6.5 51.5	25	5	0	0	1	0	0

Playoffs

Jan 16	@ Dal	W	p	1 1 0	0.0 0.0	1	0	0	0	0	0	0	0
Jan 22	@ GB	W	p	1 0 1	0.0 0.0	1	0	0	0	0	0	0	0
Jan 30	@ LA	L	p	0 0 0	0.0 0.0	1	0	0	0	0	0	0	0
Totals			2-1	3/0	2 1 1	0.0 0.0	3	0	0	0	0	0	0

2022 Jacksonville Jaguars

Date	Opp	W/L	P/S	Tot Solo Asst	Sk - Yds	QB	TFL	Int - Yds	-TD	PD	FF	FR - Yds	SpT
Sept 11	@ Was	L	p	0 0 0	0.0 0.0	0	0	0	0	0	0	0	0
Sept 18	Ind	W	p	1 1 0	1.0 8.0	1	1	0	0	0	0	0	0
Sept 25	@ LAC	W	p	1 1 0	0.0 0.0	2	1	0	0	0	0	0	0
Oct 2	@ Phi	L	p	1 1 0	0.0 0.0	0	0	0	0	0	0	0	0
Oct 9	Hou	L	p	0 0 0	0.0 0.0	2	0	0	0	0	0	0	0
Oct 16	@ Ind	L	p	1 1 0	0.0 0.0	1	0	0	0	0	0	0	0
Oct 23	NYG	L	p	2 2 0	0.0 0.0	0	0	0	0	0	0	0	0
Oct 30	Den	L	p	2 1 1	1.0 7.0	3	1	0	0	1	0	0	0
Nov 6	LV	W	p	1 0 1	0.0 0.0	0	0	0	0	0	0	0	0
Nov 13	@ KC	L	p	2 2 0	0.0 0.0	1	0	0	0	0	0	0	0
Nov 27	Bal	W	p	0 0 0	0.0 0.0	2	0	0	0	1	0	0	0
Dec 4	@ Det	L	p	3 2 1	0.0 0.0	1	0	0	0	0	0	0	0
Dec 11	@ Ten	W	p	4 2 2	1.0 6.0	6	1	0	0	0	0	1	0
Dec 18	Dal	W	S	3 1 2	1.5 9.5	4	1	0	0	0	0	0	0
Dec 22	@ NYJ	W	S	1 0 1	0.0 0.0	2	0	0	0	0	0	0	0
Jan 1	@ Hou	W	S	2 1 1	0.0 0.0	4	0	0	0	0	0	0	0
Jan 7	Ten	W	p	3 1 2	0.0 0.0	9	0	0	0	0	0	0	0
Totals			9-8	17/3	27 16 11	4.5 30.5	38	5	0	0	2	0	1

Playoffs

Jan 14	LAC	W	p	1 0 1	0.0 0.0	1	0	0	0	1	0	0	0
Jan 21	@ KC	L	p	1 1 0	0.0 0.0	1	0	0	0	0	0	0	0
Totals			1-1	2/0	2 1 1	0.0 0.0	2	0	0	0	1	0	0

2023 Tennessee Titans

Date	Opp	W/L	P/S	Tot Solo Asst	Sk - Yds	QB	TFL	Int - Yds	-TD	PD	FF	FR - Yds	SpT
Sept 10	@ NO	L	p	4 1 3	1.5 9.5	11	1	0	0	1	0	0	0
Sept 17	LAC												
Sept 24	@ Cle												
Oct 1	Cin												
Oct 8	@ Ind												
Oct 15	Bal												
Oct 29	Atl												
Nov 2	@ Pit												
Nov 12	@ TB												
Nov 19	@ Jax												
Nov 26	Car												
Dec 3	Ind												
Dec 11	@ Mia												
Dec 17	Hou												
Dec 24	Sea												
Dec 31	@ Hou												
Jan 6/7	Jax					</							

ARDEN KEY'S NFL STATISTICS

REGULAR SEASON		TACKLES									INTERCEPTIONS					FUMBLES			
Year	Team	GP	GS	Tot	Solo	Asst	Sk	Yds	QBP	TFL	No	Yds	Lg	TD	PD	FF	FR	Yds	SpT
2018	Oakland	16	10	30	21	9	1.0	8.0	13	4	0	0	0	0	0	0	0	0	0
2019	Oakland	7	0	4	3	1	2.0	23.0	14	2	0	0	0	0	0	0	0	0	0
2020	Las Vegas	14	0	15	10	5	0.0	0.0	28	2	0	0	0	0	2	0	0	0	0
2021	San Francisco	17	0	22	11	11	6.5	51.5	25	5	0	0	0	0	1	0	0	0	0
2022	Jacksonville	17	3	27	16	11	4.5	30.5	38	5	0	0	0	0	2	0	1	0	0
2023	Tennessee	1	0	4	1	3	1.5	9.5	11	1	0	0	0	0	1	0	0	0	0
NFL Totals		72	13	102	62	40	15.5	122.5	129	19	0	0	0	0	6	0	1	0	0

PLAYOFFS		TACKLES									INTERCEPTIONS					FUMBLES			
Year	Team	GP	GS	Tot	Solo	Asst	Sk	Yds	QBP	TFL	No	Yds	Lg	TD	PD	FF	FR	Yds	SpT
2021	San Francisco	3	0	2	1	1	0.0	0.0	3	0	0	0	0	0	0	0	0	0	0
2022	Jacksonville	2	0	2	1	1	0.0	0.0	2	0	0	0	0	0	1	0	0	0	0
NFL Totals		5	0	4	2	2	0.0	0.0	5	0	0	0	0	0	1	0	0	0	0

Single-Game Highs

Tackles - **4 (Four times, last at New Orleans 9/10/23)**
 Sacks - **1.5 (Twice, last at New Orleans 9/10/23)**
 Quarterback Pressures - **11 at New Orleans (9/10/23)**
 Fumble Recovery - 1 at Tennessee 12/11/22)
 Passes Defensed - **1 (Six times, last at New Orleans 9/10/23)**

Additional Career Statistics

Blocked PAT - 1 (2018)

Playoff Single-Game Highs

Tackles - 1 (Four times, last at Kansas City 1/21/23)
 Quarterback Pressures - 1 (Five times, last at Kansas City 1/21/23)
 Passes Defensed - 1 vs. L.A. Chargers (1/14/23)



58 HAROLD LANDRY III

**OUTSIDE LINEBACKER • 6'2" • 252 LBS • COLLEGE: BOSTON COLLEGE
ACQUIRED: 2ND ROUND - 2018 • NFL EXPERIENCE (NFL/TITANS): 6/6
HOMETOWN: SPRING LAKE, N.C.
GAMES PLAYED/GAMES STARTED: 65/53 (PLAYOFFS: 5/5)**



PRO: The Titans traded up to select outside linebacker Harold Landry III with the 41st overall pick in the second round of the 2018 NFL Draft. From the start of his rookie season through 2022, Landry's 31 total sacks led the Titans. He participated in 64 consecutive contests before missing the entire 2022 campaign due to injury. Other than Jevon Kearse (38.0), Landry produced the highest sack total (31.0) by a Titans/Oilers player in his first four NFL seasons since individual sacks became an official NFL statistic in 1982. The Boston College product possesses a unique ability to bend the edge as a pass rusher and use his speed, athleticism and long arms to get to the quarterback. The 6-foot-2-inch, 252-pound defender signed a multi-year contract extension during the 2022 offseason and will be a key contributor to the Titans defense for years to come.

CAREER HIGHLIGHTS:

- In 2021, Landry was named to his first career Pro Bowl after ranking 10th in the NFL and leading the team with career-high 12 sacks. He also led the team with 14 tackles for loss and ranked second on the squad with a career-best 49 quarterback pressures.
- In 2021, Landry posted eight consecutive game with at least a half sack, the longest such streak of his career, joining Jevon Kearse (12 consecutive games from 1999 to 2000) as the franchise's only players to accomplish the feat since individual sacks became an official statistic in 1982.
- In 2020, Landry recorded 16 starts for the second consecutive season. He led the team with 5.5 sacks, a career-high 32 quarterback pressures and a career-high 10 tackles for loss.
- In 2019, Landry started all 16 games and led the team with a career-high nine sacks. He started all three postseason games in 2019 and tallied a team-best eight quarterback pressures.
- In 2018, made his NFL debut and appeared in 15 games on the season. His 4.5 sacks tied for third on the team and his 18 quarterback pressures tied for second.

TITANS TIDBITS:

- Landry could have entered the NFL Draft following his 16.5-sack junior season at Boston College. However, he chose to stay in school and received his degree in communications in December 2017.
- Landry enjoys traveling. One of his favorite getaways is Destin, Fla.
- He and his son, Greyson, share the same June 5 birthday.
- Landry's 26 career sacks at Boston College were exceeded in school history by only Mathias Kiwanuka (37.5 from 2002-05).
- In 2016, he set a Boston College record and led the nation with 16.5 sacks. His seven forced fumbles also ranked first nationally.

CAREER TRANSACTIONS:

- The Spring Lake, N.C., native was selected by the Titans in the second round (41st overall) of the 2018 NFL Draft.

SEASON RECAPS:

2023 (1/1):

- At New Orleans (9/10), returned to the lineup as a starter at outside linebacker after missing the entire 2022 campaign and notched a tackle and four quarterback pressures.

2022 (0/0): Placed on injured reserve on Sept. 2 after suffering an injury in the preseason and missed the entire season.

2021 (17/17, 1/1): Named to his first career Pro Bowl. Started all 17 games at outside linebacker and ranked 10th in the NFL and led the team

with career-high 12 sacks. Led the team with 14 tackles for loss. Ranked second on the squad with a career-best 49 quarterback pressures and tied for second on the club with 75 tackles. Added a forced fumble. Started the postseason contest and registered six tackles, including 1.5 sacks, five quarterback pressures and a stop for loss. Led the team in tackles twice (at SEA, at NYJ). Led or tied for the team lead in sacks seven times (vs. ARI, at NYJ, at JAX, vs. BUF, at IND, vs. JAX, vs. MIA). Led or tied for the team lead in quarterback pressures five times (vs. ARI, vs. IND, at NYJ, vs. MIA, vs. CIN).

- Against Arizona (9/12), started at outside linebacker and collected three tackles, including a sack and team-best five quarterback pressures. Chased down Kyler Murray for a two-yard sack in the first quarter.
- At Seattle (9/19), started at outside linebacker and led the team with seven tackles to go along with a quarterback pressure.
- Against Indianapolis (9/26), started at outside linebacker in his 50th career game and tallied four tackles, including a half sack and a career-high and team-best 12 quarterback pressures. Combined with Ola Adeniyi to sack Carson Wentz for a 10-yard loss on third-and-10 late in the third quarter.
- At N.Y. Jets (10/3), started at outside linebacker and led the team with seven tackles, including a sack, a team-best five quarterback pressures and two more tackles for loss. Stuffed Michael Carter for a four-yard loss on a short pass in the first quarter. Shot through the line and stonewalled Carter for a two-yard loss on a rush off right guard in the second quarter. Halted a Jets' drive by sacking Zach Wilson for an eight-yard loss on third-and-six late in the second quarter.
- At Jacksonville (10/10), started at outside linebacker and compiled seven tackles, including a team-high two sacks with three quarterback pressures. Stuffed James Robinson for no gain on a third-and-goal rush from the one-yard line in the second quarter. Dropped Trevor Lawrence for a four-yard sack just before halftime. Ended a Jaguars' drive by sacking Lawrence for a 13-yard loss on third-and-one in the third quarter.
- Against Buffalo (10/18), tied career-highs with eight tackles and two sacks, to go along with another stop for loss and two quarterback pressures. Became Tennessee's first player since Kyle Vanden Bosch in 2005 with two or more sacks in consecutive games. Halted a Bills' drive by sacking Josh Allen for an eight-yard loss on third-and-10 in the first quarter. Dropped Allen for a three-yard sack in the second stanza. Teamed with Naquan Jones to stuff Josh Allen for no gain on a rush up the middle in the third quarter.
- Against Kansas City (10/24), started at outside linebacker and collected a sack for the fourth straight contest. Registered three quarterback pressures. Dropped Patrick Mahomes for an eight-yard sack in the fourth quarter. With 7.5 sacks, he tied William Fuller (1991) and Kyle Vanden Bosch (2005) for most sacks by a Titans player through a season's first seven games since individual sacks became an official statistic in 1982.
- At Indianapolis (10/31), started at outside linebacker and posted five tackles, including a sack in his fifth consecutive contest. Added four quarterback pressures and a forced fumble. Ended a Colts' drive by sacking Carson Wentz for a seven-yard loss on third-and-six in the second quarter. His 8.5 sacks in 2021 are the most by a Titans/Oiler player in the first eight games of a season since individual sacks became an official statistic in 1982. Tracked down a scrambling Carson Wentz and forced a fumble that was recovered by the Colts late in the second quarter.
- At L.A. Rams (11/7), tallied five tackles, including a half sack and four quarterback pressures. Teamed with Denico Autry to sack Matthew Stafford for a six-yard loss on third-and-six late in the third quarter.
- Against New Orleans (11/14), collected five tackles, including a sack and a quarterback pressure. Sacked Trevor Siemian for a three-yard loss late

in the second quarter. Registered his eighth consecutive game with at least a half sack, which extended the longest such streak of his career, joining Jevon Kearse (12 consecutive games from 1999 to 2000) as the franchise's only players to accomplish the feat since individual sacks became an official statistic in 1982.

- Against Jacksonville (12/12), posted three tackles, including a sack and two quarterback pressures in the shutout victory. Halted the Jaguars' opening drive by dropping Trevor Lawrence for an eight-yard sack on third-and-11 in the first quarter. With 11 sacks in 2021, became the first Titans player with 11 sacks in a season since Jason Babin had 12.5 sacks in his 2010 Pro Bowl campaign.

- Against Miami (1/2), notched three tackles, a sack and tied for the team lead with two quarterback pressures. Combined with Zach Cunningham to stuff Phillip Lindsay for no gain on a rush up the middle in the first stanza. Forced a long field goal attempt that was no good by dropping Tua Tagovailoa for an eight-yard sack in the third quarter.

- Against Cincinnati (1/22), started at outside linebacker and posted six tackles, including 1.5 sacks and a team-high-tying five quarterback pressures. With 4.5 career postseason sacks in five games, he became the organization's first player with at least four career postseason sacks since individual sacks became an official statistic in 1982. Sacked Joe Burrow for an eight-yard loss in the first quarter. Teamed with Kyle Peko to sack Burrow for a seven-yard loss in the fourth quarter.

2020 (16/16, 1/1): Started all 16 games at outside linebacker and led the team with 5.5 sacks, 32 quarterback pressures and 10 tackles for loss. Notched 69 tackles, an interception and five passes defended. Started the postseason contest at outside linebacker and led the team with 10 tackles, including a team-high two sacks and four quarterback pressures. Led or tied for the team lead in sacks six times in 2020 (vs. BUF, vs. CHI, at BAL, at IND, at HOU, vs. BAL). Led or tied for the team lead in quarterback pressures 11 times in 2020 (at DEN, vs. JAX, vs. BUF, vs. CHI, at BAL, at IND, vs. CLE, at JAX, vs. DET, at HOU, vs. BAL). Led the team in tackles once in 2020 (vs. BAL). Tied for the team lead in passes defended twice in 2020 (vs. JAX, at CIN).

- At Denver (9/14), started at outside linebacker and collected four tackles, including a stop for loss and a team-best three quarterback pressures. Stopped Jerry Jeudy for a two-yard loss on a short pass in the fourth quarter.

- Against Jacksonville (9/20), started at outside linebacker and posted five tackles, an interception, three quarterback pressures and two passes defended. Came off the edge and deflected a pass intended for Collin Johnson in the second quarter. Sealed the victory by intercepting a Gardner Minshew II pass that was deflected by Jeffrey Simmons with 47 seconds remaining in the game.

- Against Buffalo (10/13), started at outside linebacker and tallied three tackles, including a sack. Dipped through the middle and dropped Josh Allen for a 10-yard sack in the second quarter.

- Against Houston (10/18), started at outside linebacker and produced six tackles, including a half sack, a stop for loss and two quarterback pressures. Combined with DaQuan Jones to drop Deshaun Watson for a three-yard sack early in the first quarter. Shot through the line and dropped Duke Johnson for a two-yard loss on a rush up the middle early in the second quarter.

- Against Chicago (11/8), started at outside linebacker and tallied four tackles, including a sack, a team-best four quarterback pressures and a pass defended. Sacked Nick Foles for a nine-yard loss in the third quarter. Drew an intentional grounding call with a pass rush on Foles in the third quarter. Broke up a third-and-four pass intended for Darnell Mooney in the final quarter.

- Against Indianapolis (11/12), started at outside linebacker and collected five tackles, including a stop for loss. Stuffed Jonathan Taylor for no gain on a rush up the middle in the first stanza. Dropped Jordan Wilkins for a two-yard loss on a rush off right tackle in the fourth quarter.

- At Baltimore (11/22), started at outside linebacker and totaled seven tackles, including a sack and a quarterback pressure. Combined with Rashaan Evans to stuff Lamar Jackson for no gain on a rush early in the fourth quarter. Dropped Jackson for a nine-yard sack on the second play from scrimmage in overtime to help force a three-and-out, which preceded the Titans' game-winning drive.

- At Indianapolis (11/29), started at outside linebacker and recorded a sack and two quarterback pressures. Dropped Jacoby Brissett for a nine-yard sack late in the fourth quarter.

- At Green Bay (12/27), started at outside linebacker and tied a career-high with eight tackles, including a stop for loss. Stuffed Aaron Jones for a one-

yard loss on a rush off right end in the third quarter.

- At Houston (1/3), started at outside linebacker and notched four tackles, including a sack and a team-best five quarterback pressures in the Titans' division-clinching victory. Forced the Texans to settle for a field goal by dropping Deshaun Watson for a seven-yard sack on third-and-10 in the second quarter.

- Against Baltimore (1/10), started at outside linebacker and led the team with 10 tackles, including a team-high two sacks and four quarterback pressures. His two sacks tied the franchise postseason record, as he became the fourth player in team annals to achieve the feat. Teamed with David Long Jr. to stop J.K. Dobbins for no gain on a rush off left tackle early in the second quarter. Sacked Lamar Jackson during the Ravens final drive of the first half. Dropped Jackson for a two-yard loss on a third-and-three rush up the middle in the third quarter. Sacked Jackson for no gain in the final stanza.

2019 (16/16, 3/3): Started all 16 games at outside linebacker and led the team with a career-high nine sacks. Ranked second on the squad with a career-best 28 quarterback pressures. Also notched a career-high 81 tackles, four stops for loss, an interception, a forced fumble and two fumble recoveries. Started all three postseason contests and recorded eight tackles, a sack, a team-best eight quarterback pressures, a stop for loss and a pass defended. Led or tied for the team lead in sacks eight times in 2019 (vs. IND, at ATL, vs. BUF, vs. TB, at CAR, vs. KC, vs. JAX, at IND). Led or tied for the team lead in quarterback pressures nine times in 2019 (vs. LAC, at CAR, vs. KC, vs. JAX, at IND, vs. HOU, at NE, at BAL, at KC).

- Against Indianapolis (9/15), started at outside linebacker and tallied six tackles, including a sack, a tackle for loss and a fumble recovery. Recovered a Jacoby Brissett fumble midway through the third quarter. Dropped Marlon Mack for no gain on a rush off left end in the final quarter. Ended a Colts' drive by sacking Brissett on third-and-five in the fourth quarter. Stonewalled Mack for a three-yard loss on a rush off left guard in the fourth stanza.

- At Atlanta (9/29), started at outside linebacker and registered five tackles, including a team-best and career-high two sacks. Sacked Matt Ryan for a six-yard loss in the third quarter. Ended a Falcons' drive by dropping Ryan for a nine-yard sack on fourth-and-one in the third stanza.

- Against Buffalo (10/6), started at outside linebacker and notched seven tackles, including a sack, a stop for loss and a quarterback pressure. Ended a Bills' drive by coming off the edge and sacking Josh Allen for a six-yard loss on third-and-four early in the third quarter. Teamed with Reggie Gilbert to stuff Frank Gore for a one-yard loss on a rush off left end late in the fourth quarter.

- Against L.A. Chargers (10/20), started at outside linebacker and posted three tackles, while tying for the team lead with four quarterback pressures. Teamed with Jeffery Simmons to stonewall Melvin Gordon for a one-yard loss on a rush off right tackle in the opening quarter.

- Against Tampa Bay (10/27), started at outside linebacker and tallied five tackles, including a sack, a forced fumble and a fumble recovery. Combined with Kevin Byard to stuff Ronald Jones for a two-yard loss on a rush up the middle in the first quarter. Came off the edge and sacked Jameis Winston while forcing a fumble that he recovered at the Buccaneers' 36-yard line in the final stanza.

- At Carolina (11/3), started at outside linebacker and produced seven tackles, a sack, an interception, two quarterback pressures and a stop for loss. Collected his first career interception by picking off a Kyle Allen pass that was initially tipped by Kenny Vaccaro on third-and-nine in the opening stanza. Dropped Kyle Allen for an eight-yard sack early in the second quarter. Stonewalled Kyle Allen for a two-yard loss on a bootleg run late in the game.

- Against Kansas City (11/10), started at outside linebacker and registered three tackles, including a sack and a team-high three quarterback pressures. Registered a sack in his third consecutive game. Came off the edge and sacked Patrick Mahomes for an eight-yard loss late in the second quarter.

- Against Jacksonville (11/24), started at outside linebacker and notched eight tackles, including a sack and a team-high three quarterback pressures. Knocked the Jaguars out of field goal range by dropping Nick Foles for an eight-yard sack on third-and-15 in the opening stanza. Recorded his fourth consecutive game with at least one sack.

- At Indianapolis (12/1), started at outside linebacker and posted seven tackles, a sack and a team-best four quarterback pressures. Combined with Austin Johnson to stuff Jonathan Williams for a two-yard loss on a rush off right end late in the first quarter. Dropped Jacoby Brissett for a two-yard sack early in the third quarter. Extended his streak of consecutive games

with a sack to five. Stonewalled Jordan Wilkins for no gain on a rush off left end late in the third quarter.

- At Oakland (12/8), started at outside linebacker and amassed five tackles and two quarterback pressures. Dropped Jalen Richard for no gain on a rush off left tackle in the second stanza.
- At Houston (12/29), started at outside linebacker and recorded three tackles and two quarterback pressures. Teamed with Kenny Vaccaro to stuff Taiwan Jones for no gain on a rush off right end in the third quarter.
- At New England (1/4), started at outside linebacker in his postseason debut and posted a tackle, a pass defended and a team-high three quarterback pressures. Halted a Patriots' drive by stuffing Elandon Roberts for no gain on a third-and-one rush in the second stanza. Broke up a pass intended for Mohamed Sanu Jr. late in the third quarter.
- At Baltimore (1/11), started at outside linebacker and recorded five tackles, including a sack, a stop for loss and three quarterback pressures. Ended a Ravens' drive by stuffing Lamar Jackson for no gain on a fourth-and-one quarterback sneak in the third quarter. Sacked Lamar Jackson for a one-yard loss on a scramble play late in the fourth quarter.

2018 (15/3): Played in 15 games (inactive at Miami 9/9) with three starts at outside linebacker as a rookie. Tied for third on the team with 4.5 sacks and tied for second on the squad with 18 quarterback pressures. Collected 46 tackles, two stops for loss, two passes defended and a forced fumble. Notched four special teams tackles on coverage units. Was inactive for the regular season opener. Led or tied for the team lead in sacks four times (vs. PHI, at DAL, vs. WAS, vs. IND). Led or tied for the team lead in quarterback pressures three times (at IND, at NYG, vs. IND). Tied for the team lead in special teams tackles once (at BUF). Saw action in his first career NFL game against Houston (9/16/18). Registered his first career sack against Philadelphia (9/30/18). Made his first career start at N.Y. Giants (12/16/18).

- Against Houston (9/16), made his NFL debut as a reserve at outside linebacker and tallied a tackle and two quarterback pressures.
- At Jacksonville (9/23), played as a reserve at outside linebacker and posted three tackles and a quarterback pressure. Halted a Jaguars' drive by stonewalling T.J. Yeldon for no gain on a short pass on third-and-10 late in the second quarter.
- Against Philadelphia (9/30), played as a reserve at outside linebacker and notched four tackles, including a sack, a stop for loss, a forced fumble and a quarterback pressure. Dropped Jay Ajayi for a two-yard loss on a short pass in the first quarter. Came off the edge and strip-sacked Carson Wentz and the fumble was recovered by Derrick Morgan at the Eagles' 35-yard line early in the fourth quarter.
- At Dallas (11/5), played as a reserve at outside linebacker and posted four tackles, including a sack, a stop for loss and a quarterback pressure. Stuffed Ezekiel Elliott for a two-yard loss on a rush off left tackle in the first stanza. Halted a Cowboys' drive by dropping Dak Prescott for an eight-yard sack in the fourth quarter.
- At Houston (11/26), saw action as a reserve at outside linebacker and recorded a career-best six tackles, including a half sack. Teamed with Bennie Logan to drop Alfred Blue for a two-yard loss on a rush off right tackle late in the third quarter. Ended a Texans' drive by combining with Brian Orakpo to sack Deshaun Watson for an eight-yard loss on third-and-three late in the third quarter.
- Against N.Y. Jets (12/2), played as a reserve at outside linebacker and tied a career-high with six tackles.
- At N.Y. Giants (12/16), made his first career NFL start at outside linebacker and posted two tackles and a team-best nine quarterback pressures in the Titans' first shutout win since 2000. Stuffed Saquon Barkley for no gain on a rush up the middle in the second quarter.
- Against Washington (12/22), started at outside linebacker and totaled five tackles, including a sack. Came off the edge and dropped Josh Johnson for a 10-yard sack on third-and-nine in the fourth quarter.
- Against Indianapolis (12/30), started at outside linebacker and registered four tackles, including a sack and a quarterback pressure. Halted a Colts' drive by coming off the edge and dropping Andrew Luck for a seven-yard sack on third-and-three early in the fourth quarter.

COLLEGE:

- In 46 career games playing defensive end for Boston College, he totaled 160 tackles, 26 sacks, 47.5 tackles for loss, seven passes defended, 10 forced fumbles, one fumble recovery and one interception. His sack total and tackles for loss total ranked second in Eagles history.
- As a senior (2017), played and started eight games before a season-

ending ankle injury ended his year. Finished second on the team with five sacks and totaled 38 tackles, 8.5 tackles for loss and two passes defended. Named third-team All-ACC and SBNation honorable mention All-American.

- As a junior (2016), played in all 13 games and recorded 12 starts. Set the school's single-season record with 16.5 sacks, which led the nation. Recorded seven forced fumbles, which also led the country, while his 22 tackles for loss ranked fifth nationally and ranked second all-time for the Eagles. His numerous honors included Walter Camp second-team All-American, AP second-team All-American, Phil Steele fourth-team All-American, second-team All-ACC (Atlantic Coast Sports Media Association and head coaches), AP and Phil Steele first-team All-ACC, the Division I Gold Helmet of the Year and the George "Bulger" Lowe awards.
- As a sophomore (2015), appeared in all 12 games with 11 starts, including the final nine games of the season. Recorded 60 tackles, 15.5 tackles for a loss, 4.5 sacks, three forced fumbles and one fumble recovery. Earned honorable mention All-ACC honors from the league's coaches. He was a member of a defense that was ranked first nationally in total defense (254.3 yards per game). In the ACC, tied for fourth in forced fumbles and tied for eighth in tackles for loss.
- As a freshman (2014), appeared in all 13 games and recorded 11 tackles and 1.5 tackles for a loss.
- Graduated from Boston College with a degree in communications in December 2017.

PERSONAL:

- He and his wife, Danielle, have two sons, Greyson and Ollie.
- At Pine Forest (Fayetteville, N.C.) High School, earned Semper Fi All-America honors as a senior in 2013. Also garnered Associated Press All-State and first-team All-Conference honors in 2013. Ranked seventh among all high school players in North Carolina by Rivals.com. Named the 2013 Mid-South Defensive Player of the Year. Finished the 2013 campaign with 96 tackles (78 solo), 15 tackles for a loss and 17 sacks.
- Tallied second-team All-Conference honors in 2012.
- List of favorites: (TV show) "Suits"; (movie) "Transformers"; (musicians) 21 Savage and Drake; (song on his pregame playlist) "Dreams and Nightmares" by Meek Mill; (meal) Honeycomb cereal; (dessert) vanilla ice cream; and (throwback jersey) Dwyane Wade's Marquette jersey.
- He is the son of Doreen and Harold Landry.
- Follow Landry on Twitter and Instagram at @haroldlandry.
- Born Harold Antonio Landry III on June 5, 1996 in Spring Lake, N.C.

HAROLD LANDRY III'S GAME-BY-GAME

2018 Tennessee Titans

Date	Opp	W/L	P/S	Tot Solo	Asst	Sk - Yds	QBP	TFL	Int - Yds	-TD	PD	FF	FR - Yds	SpT
Sept 9	@ Mia	L	IA											
Sept 16	Hou	W	p	1	0	1	0.0	0.0	2	0	0	0	0	0
Sept 23	@ Jax	W	p	3	2	1	0.0	0.0	1	0	0	0	0	0
Sept 30	Phi	W	p	4	3	1	1.0	5.0	1	1	0	0	0	0
Oct 7	@ Buf	L	p	2	1	1	0.0	0.0	1	0	0	0	0	0
Oct 14	Bal	L	p	2	1	1	0.0	0.0	0	0	0	0	1	0
Oct 21	@ LAC	L	p	2	0	2	0.0	0.0	0	0	0	0	0	0
Nov 5	@ Dal	W	p	4	2	2	1.0	8.0	1	1	0	0	0	0
Nov 11	NE	W	p	2	1	1	0.0	0.0	1	0	0	0	0	0
Nov 18	@ Ind	L	p	3	2	1	0.0	0.0	1	0	0	0	0	0
Nov 26	@ Hou	L	p	6	4	2	0.5	4.0	0	0	0	0	0	0
Dec 2	NYJ	W	p	6	3	3	0.0	0.0	0	0	0	0	0	0
Dec 6	Jax	W	p	0	0	0	0.0	0.0	0	0	0	0	1	0
Dec 16	@ NYG	W	S	2	1	1	0.0	0.0	9	0	0	0	0	0
Dec 22	Was	W	S	5	3	2	1.0	10.0	0	0	0	0	0	0
Dec 30	Ind	L	S	4	3	1	1.0	7.0	1	0	0	0	0	0
Totals				9-7	15/3	46	26	20	4.5	34.0	18	2	0	0

2019 Tennessee Titans

Date	Opp	W/L	P/S	Tot Solo	Asst	Sk - Yds	QBP	TFL	Int - Yds	-TD	PD	FF	FR - Yds	SpT
Sept 8	@ Cle	W	S	5	3	2	0.0	0.0	1	0	0	0	0	0
Sept 15	Ind	L	S	6	4	2	1.0	0.0	1	1	0	0	0	0
Sept 19	@ Jax	L	S	4	2	2	0.0	0.0	0	1	0	0	0	0
Sept 29	@ Atl	W	S	5	3	2	2.0	15.0	0	0	0	0	0	0
Oct 6	Buf	L	S	7	6	1	1.0	6.0	1	1	0	0	0	0
Oct 13	@ Den	L	S	7	6	1	0.0	0.0	1	0	0	0	0	0
Oct 20	LAC	W	S	3	2	1	0.0	0.0	4	0	0	0	0	0
Oct 27	TB	W	S	5	4	1	1.0	6.0	0	0	0	0	1	0
Nov 3	@ Car	L	S	7	6	1	1.0	8.0	2	1	1	0	0	0
Nov 10	KC	W	S	3	2	1	1.0	8.0	3	0	0	0	0	0
Nov 24	Jax	W	S	8	6	2	1.0	8.0	3	0	0	0	0	0
Dec 1	@ Ind	W	S	7	3	4	1.0	2.0	4	0	0	0	0	0
Dec 8	@ Oak	W	S	5	4	1	0.0	0.0	2	0	0	0	0	0
Dec 15	Hou	L	S	4	3	1	0.0	0.0	3	0	0	0	0	0
Dec 22	NO	L	S	2	1	1	0.0	0.0	1	0	0	0	0	0
Dec 29	@ Hou	W	S	3	1	2	0.0	0.0	2	0	0	0	0	0
Totals				9-7	16/16	81	56	25	9.0	53.0	28	4	1	0
Playoffs														
Jan 4	@ NE	W	S	1	1	0	0.0	0.0	3	0	0	0	1	0
Jan 11	@ Bal	W	S	5	4	1	1.0	1.0	3	1	0	0	0	0
Jan 19	@ KC	L	S	2	1	1	0.0	0.0	2	0	0	0	0	0
Totals				2-1	3/3	8	6	2	1.0	1.0	8	1	0	0

2020 Tennessee Titans

Date	Opp	W/L	P/S	Tot Solo	Asst	Sk - Yds	QBP	TFL	Int - Yds	-TD	PD	FF	FR - Yds	SpT
Sept 14	@ Den	W	S	4	4	0	0.0	0.0	3	1	0	0	0	0
Sept 20	Jax	W	S	5	2	3	0.0	0.0	3	0	1	0	0	0
Sept 27	@ Min	W	S	5	3	2	0.0	0.0	3	0	0	0	1	0
Oct 13	Buf	W	S	3	3	0	1.0	10.0	1	1	0	0	0	0
Oct 18	Hou	W	S	6	5	1	0.5	1.5	2	1	0	0	0	0
Oct 25	Pit	L	S	3	3	0	0.0	0.0	1	1	0	0	0	0
Nov 1	@ Cin	L	S	5	3	2	0.0	0.0	0	0	0	0	1	0
Nov 8	Chi	W	S	4	3	1	1.0	9.0	4	1	0	0	1	0
Nov 12	Ind	L	S	5	4	1	0.0	0.0	0	1	0	0	0	0
Nov 22	@ Bal	W	S	7	4	3	1.0	9.0	1	1	0	0	0	0
Nov 29	@ Ind	W	S	1	1	0	1.0	9.0	2	1	0	0	0	0
Dec 6	Cle	L	S	3	2	1	0.0	0.0	1	0	0	0	0	0
Dec 13	@ Jax	W	S	2	2	0	0.0	0.0	3	0	0	0	0	0
Dec 20	Det	W	S	4	1	3	0.0	0.0	3	0	0	0	0	0
Dec 27	@ GB	L	S	8	3	5	0.0	0.0	0	1	0	0	0	0
Jan 3	@ Hou	W	S	4	3	1	1.0	7.0	5	1	0	0	0	0
Totals				11-5	16/16	69	46	23	5.5	45.5	32	10	1	0
Playoffs														
Jan 10	Bal	L	S	10	8	2	2.0	0.0	4	1	0	0	0	0
Totals				0-1	1/1	10	8	2	2.0	0.0	4	1	0	0

2021 Tennessee Titans

Date	Opp	W/L	P/S	Tot Solo	Asst	Sk - Yds	QBP	TFL	Int - Yds	-TD	PD	FF	FR - Yds	SpT
Sept 12	Ari	L	S	3	3	0	1.0	2.0	5	1	0	0	0	0
Sept 19	@ Sea	W	S	7	4	3	0.0	0.0	1	0	0	0	0	0
Sept 26	Ind	W	S	4	1	3	0.5	5.0	12	0	0	0	0	0
Oct 3	@ NYJ	L	S	7	5	2	1.0	8.0	5	3	0	0	0	0
Oct 10	@ Jax	W	S	7	6	1	2.0	17.0	3	2	0	0	0	0
Oct 18	Buf	W	S	8	5	3	2.0	11.0	2	1	0	0	0	0
Oct 24	KC	W	S	1	1	0	1.0	8.0	3	1	0	0	0	0
Oct 31	@ Ind	W	S	5	4	1	1.0	7.0	4	1	0	0	0	0
Nov 7	@ LAR	W	S	5	3	2	0.5	3.0	4	0	0	0	0	0
Nov 14	NO	W	S	5	4	1	1.0	3.0	1	1	0	0	0	0
Nov 21	Hou	L	S	5	5	0	0.0	0.0	1	2	0	0	0	0
Nov 28	@ NE	L	S	3	2	1	0.0	0.0	0	0	0	0	0	0
Dec 12	Jax	W	S	3	2	1	1.0	8.0	2	1	0	0	0	0
Dec 19	@ Pit	L	S	2	2	0	0.0	0.0	1	0	0	0	0	0
Dec 23	SF	W	S	3	1	2	0.0	0.0	1	0	0	0	0	0
Jan 2	Mia	W	S	3	1	2	1.0	8.0	2	1	0	0	0	0
Jan 9	@ Hou	W	S	4	3	1	0.0	0.0	2	0	0	0	0	0
Totals				12-5	17/17	75	52	23	12.0	80.0	49	14	0	0
Playoffs														
Jan 22	Cin	L	S	6	3	3	1.5	11.5	5	1	0	0	0	0
Totals				0-1	1/1	6	3	3	1.5	11.5	5	1	0	0

2023 Tennessee Titans

Date	Opp	W/L	P/S	Tot Solo	Asst	Sk - Yds	QBP	TFL	Int - Yds	-TD	PD	FF	FR - Yds	SpT
Sept 10	@ NO	L	S	1	1	0	0.0	0.0	4	0	0	0	0	0
Sept 17	LAC													
Sept 24	@ Cle													
Oct 1	Cin													
Oct 8	@ Ind													
Oct 15	Bal													
Oct 29	Atl													
Nov 2	@ Pit													
Nov 12	@ TB													
Nov 19	@ Jax													
Nov 26	Car													
Dec 3	Ind													
Dec 11	@ Mia													
Dec 17	Hou													
Dec 24	Sea													
Dec 31	@ Hou													
Jan 6/7	Jax													
Totals				0-1	1/1	1	1	0	0.0	0.0	4	0	0	0

HAROLD LANDRY III'S NFL STATISTICS

REGULAR SEASON				TACKLES							INTERCEPTIONS					FUMBLES			
Year	Team	GP	GS	Tot	Solo	Asst	Sk	Yds	QBP	TFL	No	Yds	Lg	TD	PD	FF	FR	Yds	SpT
2018	Tennessee	15	3	46	26	20	4.5	34.0	18	2	0	0	0	0	2	1	0	0	4
2019	Tennessee	16	16	81	56	25	9.0	53.0	28	4	1	0	0	0	1	1	2	0	0
2020	Tennessee	16	16	69	46	23	5.5	45.5	32	10	1	0	0	0	5	0	0	0	0
2021	Tennessee	17	17	75	52	23	12.0	80.0	49	14	0	0	0	0	0	1	0	0	0
2022	Tennessee	0	0	0	0	0	0.0	0.0	0	0	0	0	0	0	0	0	0	0	0
2023	Tennessee	1	1	1	1	0	0.0	0.0	4	0	0	0	0	0	0	0	0	0	0
NFL Totals		65	53	272	181	91	31.0	212.5	131	30	2	0	0	0	8	3	2	0	4

PLAYOFFS				TACKLES							INTERCEPTIONS					FUMBLES			
Year	Team	GP	GS	Tot	Solo	Asst	Sk	Yds	QBP	TFL	No	Yds	Lg	TD	PD	FF	FR	Yds	SpT
2019	Tennessee	3	3	8	6	2	1.0	1.0	8	1	0	0	0	0	1	0	0	0	0
2020	Tennessee	1	1	10	8	2	2.0	0.0	4	1	0	0	0	0	0	0	0	0	0
2021	Tennessee	1	1	6	3	3	1.5	11.5	5	1	0	0	0	0	0	0	0	0	0
NFL Totals		5	5	24	17	7	4.5	12.5	17	3	0	0	0	0	1	0	0	0	0

Single-Game Highs

Tackles - 8 (Three times, last vs. Buffalo 10/18/21)
 Sacks - 2 (Three times, last vs. Buffalo 10/18/21)
 Quarterback Pressures - 12 vs. Indianapolis (9/26/21)
 Interceptions - 1 (Twice, last vs. Jacksonville 9/20/20)
 Forced Fumbles - 1 (Three times, last at Indianapolis 10/31/21)
 Fumble Recovery - 1 (Twice, last vs. Tampa Bay 10/27/19)
 Passes Defensed - 2 vs. Jacksonville (9/20/20)

Playoff Single-Game Highs

Tackles - 10 vs. Baltimore (1/10/21)
 Sacks - 2 vs. Baltimore (1/10/21)
 Quarterback Pressures - 5 vs. Cincinnati (1/22/22)
 Passes Defensed - 1 at New England (1/4/20)



62 COREY LEVIN

CENTER/GUARD • 6'4" • 307 LBS • COLLEGE: CHATTANOOGA
ACQUIRED: FREE AGENT - 2021 • NFL EXPERIENCE (NFL/TITANS): 5/5
HOMETOWN: DACULA, GA.
GAMES PLAYED/GAMES STARTED: 45/4 (PLAYOFFS: 1/0)



PRO: The Titans originally selected Corey Levin in the sixth round (217th overall) of the 2017 NFL Draft. He re-joined the Titans in 2021 after being claimed off waivers from the N.Y. Jets. The 6-foot-4-inch, 307-pounder has the versatility to play along the offensive line at both guard and center. A native of Dacula, Ga., Levin has also spent time with the Denver Broncos, Chicago Bears and New England Patriots.

CAREER HIGHLIGHTS:

- In 2022, Levin appeared in all 17 games for the first time in his career and started the final three contests at center.

TITANS TIDBITS:

- Levin is the first member of his immediate family to graduate from college.
- A multi-sport athlete in high school, Levin also competed in baseball as a pitcher and third baseman.
- A four-year starter at Chattanooga, Levin first began playing football at age five.

CAREER TRANSACTIONS:

- The Dacula, Ga., native was selected by the Titans in the sixth round (217th overall) of the 2017 NFL Draft.
- Waived by the Titans on Aug. 31, 2019.
- Claimed off waivers by the Denver Broncos on Sept. 1, 2019.
- Waived by the Broncos on Sept. 14, 2019 and signed to the team's practice squad three days later.
- Signed by the Chicago Bears to their active roster from the Broncos' practice squad on Nov. 30, 2019.
- Released by the Bears on Sept. 9, 2020.
- Signed by the New England Patriots to their practice squad on Sept. 9, 2020.
- Released by the Patriots from their practice squad on Sept. 11, 2020.
- Signed by the N.Y. Jets as a free agent on April 8, 2021.
- Released by the Jets on Aug. 30, 2021.
- Claimed off waivers by the Titans on Sept. 1, 2021.
- Released by the Titans on Sept. 6, 2021 and signed to the team's practice squad two days later.
- Signed by the Titans to their active roster from the practice squad on Oct. 8, 2021.

SEASON RECAPS:

2023 (0/0 - Tennessee):

- At New Orleans (9/10), dressed but did not see action.

2022 (17/3 - Tennessee): Saw action in all 17 games while starting the final three contests at center.

- At Buffalo (9/19), saw significant action as a reserve at center in the second half.
- At L.A. Chargers (12/18), saw action as a reserve at right guard after Nate Davis left the game with an injury.
- Against Houston (12/24), started at center for the first time in his career and blocked for Derrick Henry to rush for 126 yards on 23 carries with a touchdown.
- Against Dallas (12/29), started at center.
- At Jacksonville (1/7), started at center and helped open holes for Derrick Henry to amass 109 rushing yards.

2021 (12/0, 1/0 - Tennessee): Saw action as a reserve in 12 games. Spent the first four weeks of the season on the team's practice squad.

Dressed but did not play in one game. Played as a reserve in the postseason contest.

- At Jacksonville (10/10), entered the game at left guard in the third quarter after Rodger Saffold left the contest with an injury.
- Against Houston (11/21), saw limited action as a reserve on special teams and one snap as an extra tight end.
- At New England (11/28), played as a reserve at center for the final series.
- Against Cincinnati (1/22), made his postseason debut as a reserve on special teams.

2020 (0/0 - New England): Spent two days on the Patriots' practice squad.

2019 (0/0 - Denver; 0/0 - Chicago): Was inactive for the regular season opener with the Broncos and then spent the next 10 weeks on the team's practice squad. Signed by the Bears to their active roster from the Broncos' practice squad. Was inactive for three contests and did not play in the regular season finale for the Bears.

2018 (16/1 - Tennessee): Played in all 16 games with a start at left guard. Saw action in his first career NFL game at Miami (9/9/18). Made his first career NFL start at L.A. Chargers in London (10/21/18).

- At Miami (9/9), made his NFL debut as a reserve on special teams.
- At Jacksonville (9/23), saw action as a reserve for two snaps at left guard when Quinton Spain left the game briefly.
- Against Baltimore (10/14), entered the game as a reserve at left guard after Quinton Spain left the contest in the third quarter with an injury.
- At Los Angeles Chargers in London (10/21), made his first career NFL start at left guard and helped block for Titans' ball carriers to gain 164 yards on the ground.
- Against N.Y. Jets (12/2), entered the game at the start of the third quarter at center.
- Against Jacksonville (12/6), played limited snaps as a reserve at center.
- Against Washington (12/22), played limited snaps as an extra offensive lineman and on special teams.
- Against Indianapolis (12/30), entered the game late in the fourth quarter at left guard after Quinton Spain left the contest with an injury.

2017 (0/0, 0/0 - Tennessee): Did not play in two games and was inactive for 14 contests. Was inactive for both postseason games.

- Against Baltimore (11/5), suited up but did not play.
- Against Cincinnati (11/12), did not play.

COLLEGE:

- In four seasons at Chattanooga (2013-16), Levin appeared in 52 career games with 51 starts, 45 of which were consecutive. A three-year starter on the offensive line, Levin proved his versatility making starts at left guard and at both left and right tackle. Three of Chattanooga's top five rushing totals in school history came with Levin starting on the offensive line, and he is one of only five three-time All-Americans in school history.
- As a senior (2016), started all 13 games with 12 coming at left guard and one at right tackle. Named first-team All-American by the American Football Coaches Association and earned second-team All-American honors from the Associated Press. Also named first team All-SoCon by the league's coaches and media for the second consecutive year.
- As a junior (2015), started all 13 games with seven starts at left tackle and six at left guard. Named first-team All-American by the AFCA and second-team All-American by the Associated Press. Earned the Jacobs Blocking Award for the second consecutive year and became the first player in Chattanooga history to win that honor twice.

- As a sophomore (2014), started all 14 games with three starts at left tackle and 11 at left guard. Earned the Jacobs Blocking Award given to the top offensive lineman in the Southern Conference and was the first Moc to win the award since 1983. Named first-team All-SoCon by the league's coaches and media and earned third-team All-American honors by Sports Network.
- As a redshirt freshman (2013), appeared in all 12 games with 11 starts at left tackle. Named to the Southern Conference All-Freshman Team as well as the College Sports Journal FCS National All-Freshman Second Team.
- As a freshman (2012), redshirted.
- Graduated from Chattanooga in December 2016 with a degree in exercise science.

PERSONAL:

- Attended Dacula (Ga.) High School where he was named team captain and made the Gwinnett County All-Star team.
- Son of Grant and Linda Levin.
- Has three older sisters, Jennifer, Heather and Tiffany.
- His late father, Grant, played golf at Florida International.
- List of favorites: (TV shows) "Shameless" and "True Detective: Season 1"; (movie) "Varsity Blues"; (musician) Travis Scott; (athlete as a child) Ed Reed; and (food) pizza.
- Follow Levin on Twitter and Instagram at @Coreylevin62.
- Born Corey Michael Levin on Aug. 12, 1994 in Dacula, Ga.

COREY LEVIN'S NFL STATISTICS

REGULAR SEASON

Year	Team	GP	GS
2017	Tennessee	0	0
2018	Tennessee	16	1
2019	DEN/CHI	0	0
2020	New England	Prac Squad	
2021	Tennessee	12	0
2022	Tennessee	17	3
2023	Tennessee	0	0
NFL Totals		45	4

PLAYOFFS

Year	Team	GP	GS
2017	Tennessee	0	0
2021	Tennessee	1	0
NFL Totals		1	0

Starts Breakdown:

2018 - LG 1; 2022 - C 3

Additional Career Statistics

Misc. Tackles - 1 (2018), 1 (2022)



8 WILL LEVIS

QUARTERBACK • 6'4" • 229 LBS • COLLEGE: KENTUCKY

ACQUIRED: 2ND ROUND - 2023

NFL EXPERIENCE (NFL/TITANS): ROOKIE • HOMETOWN: MADISON, CONN.

GAMES PLAYED/GAMES STARTED: 0/0 (PLAYOFFS: 0/0)



PRO: The Titans selected Will Levis in the second round (33rd overall) of the 2023 NFL Draft. The 6-foot-4-inch, 229-pounder is a strong-armed signal caller that displays leadership under center, accuracy from the pocket and grit as a runner. A native of Madison, Conn., he spent two seasons at Kentucky, after transferring from Penn State. During his two seasons as the Wildcats' starting signal caller, he directed the program to 17 victories and a pair of bowl appearances. He was the fourth quarterback drafted in 2023 after the Titans traded up in the second round to select him.

CAREER HIGHLIGHTS:

- Levis finished his career with a 17-7 record as a starter at Kentucky, tying Terry Wilson for the second-most quarterback wins since 1993.
- In two seasons at Kentucky, Levis completed 418 of 636 passes for 5,233 yards with 43 passing touchdowns and 11 rushing scores.
- Levis, a two-time team captain for the Wildcats, notched six 300-yard passing games at Kentucky, the fourth-most in school history.

TITANS TIDBITS:

- Levis comes from a family of athletes. His great grandfather, Alva Kelley, was an All-America football player at Cornell University and won a National Championship in 1939. His mother, Beth Kelley Levis, was two-time All-America soccer player at Yale and has been inducted into the Connecticut Girls' Soccer Association Hall of Fame. His father, Mike, was a tight end at Denison University. His uncle, David Kelley, also was an Academic All-America football player at Yale.
- Levis has used his platform to make a difference in the community. He set up a Cameo campaign to raise money for flood victims in eastern Kentucky in 2022 and organized an autograph signing with fellow teammates to gather funds for tornado victims in western Kentucky in 2021. He has also volunteered with Amachi, an organization that aims to assist children affected by incarceration.
- The best advice Levis has ever received is "never give up." His grandfather used to end every sentence he ever had with him with those words and it took him a while to realize how meaningful they are, but he now uses it as his personal mantra. It is the impetus behind the tattoo on his arm "2nd Chronicles 15:7." The verse says, "But as for you, stay strong and do not give up, for your effort will be rewarded."
- Levis grew up a fan of all the Boston-area sports teams and considers himself a diehard Red Sox supporter. As a Patriots fan growing up, he went to training camp and got an autograph from his current head coach and Patriots Hall of Famer Mike Vrabel.

CAREER TRANSACTIONS:

- The Madison, Conn., native was selected by the Titans in the second round (33rd overall) of the 2023 NFL Draft.

SEASON RECAPS:

2023 (0/0):

- At New Orleans (9/10), was inactive as the third quarterback.

COLLEGE:

- Played two seasons at Kentucky after spending his first three collegiate seasons at Penn State. In four total seasons on the field, he appeared in 39 games with 26 starts, completing 479 of 738 passes for 5,876 yards with 46 passing touchdowns. Totaled 312 rushes for 742 yards with 17 rushing scores. Levis finished his career with a 17-7 record as a starter at Kentucky, tying Terry Wilson for the second-most quarterback wins since

1993. Accounted for 54 total touchdowns at Kentucky (43 passing and 11 rushing) and tallied 5,233 passing yards for the Wildcats, finishing sixth on the program's all-time list.

AS A SENIOR (2022), started 11 games at quarterback and connected on 185 of 283 passes for 2,406 yards with 19 passing scores, while ranking fourth in the SEC in pass efficiency (151.9). Finished fifth in the SEC with 19 passing scores.

- Against Miami (Ohio) (9/3), completed 21 of 32 passes for 303 yards and three touchdowns in the season opener. Became the second quarterback in UK history with 300-yard passing games in consecutive season openers.
- At Florida (9/10), helped lead a come-from-behind 26-16 victory after completing 13 of 24 passes for 202 yards and one touchdown, while also rushing for a score.
- Against Youngstown State (9/17), completed 27 of 35 passes for a season-high 377 yards with two touchdowns and a rushing score.
- Against Northern Illinois (9/24), connected on 18 of 26 passes for 303 yards and four touchdowns. Became the first Kentucky quarterback with at least three passing touchdowns of 40 or more yards in the same game since 2016.
- At Missouri (11/5), completed 13 of 19 passes for 170 yards and all three Kentucky touchdowns in the Wildcats' 21-17 come-from-behind win. Trailing 17-14 with 8:04 to go, he led Kentucky on a 58-yard game-winning touchdown drive. Completed all three passes for 51 yards on the winning march, including the 22-yard touchdown on a 3rd-and-11 play.
- Against Louisville (11/26), completed 11 of his 19 passes for 188 yards and two touchdowns in the win, becoming the third UK starting quarterback to defeat Louisville in back-to-back games.

AS A JUNIOR (2021), transferred from Penn State to Kentucky and was elected a team captain for his initial campaign with the Wildcats. Started in all 13 games and helped lead UK to 10 wins for the fourth time in school history. Totaled 3,203 yards total offense, the seventh player in school history to reach 3,000 yards of total offense in a season. Completed 233 of 353 passes for 2,826 yards and 24 passing scores. Registered 107 rushes for 376 yards and a team-high tying nine rushing touchdowns. Ranked in the top 10 in several statistical categories in the SEC, including fourth in offense touchdowns (33), fifth in pass completions (233) and sixth in total offensive yards (3,203), total passing yards (2,827), pass attempts (353) and passing touchdowns (24).

- Registered two games (against Louisiana State and Tennessee) with three passing touchdowns and two rushing touchdowns in the same game, the only Wildcat ever to do so.
- Against Louisiana-Monroe (9/4), completed 18 of 26 passes for 367 yards and four touchdowns in the season opener, notching career-highs for completions, yards and touchdowns, in his first career start at Kentucky. Marked the most passing yards for a Kentucky player in his first game as a Wildcat.
- Against Louisiana State (10/9), named the FBS National Offensive Player of the Week by the Walter Camp Football Foundation, selected to the Davey O'Brien Award's Great 8 list and earned College Football Performance Awards National Performer of the Week honorable mention after accounting for Kentucky's first five touchdowns in the Wildcats' 42-21 win over the Tigers. Connected on 14 of 17 passes (82.4 percent) for 145 yards with three touchdowns. Rushed 11 times for a net 75 yards and two scores.
- Against Tennessee (11/6), accounted for 419 yards total offense and five touchdowns. Completed 31 of 49 passes for a then career-high 372 yards and three touchdowns. Rushed 15 times for a net 47 yards and two scores.

- Against New Mexico State (11/20), completed 21 of 31 passes for a career-high 419 yards and a career-high-tying four passing touchdowns. His 79-yard pass to Wan'Dale Robinson marked the longest completion of his career and longest for UK since 2014.
- At Louisville (11/27), received The Manning Award Quarterback of the Week, the Howard Schnellenberger Award as the Most Valuable Player of the Governor's Cup game and was named College Football Performance Awards National Performer of the Week honorable mention for the second time after completing 14 of 18 passes for 149 yards and rushing 14 times for a career-high 113 yards with a career-best four rushing scores.

AS A SOPHOMORE (2020), played in eight games with one start at quarterback for Penn State and connected on 33 of 55 passes for 421 yards with a score. Rushed 82 times for 260 yards with three touchdowns.

- Against Iowa (11/21), earned his first starting assignment and completed 14 of 31 passes for 219 yards, including a 74-yard completion.
- At Michigan (11/28), rushed for 25 yards on six carries with a two-yard rushing touchdown, helping the Nittany Lions win 27-17 in "The Big House."

AS A REDSHIRT FRESHMAN (2019), appeared in seven games with one start at quarterback for Penn State. Completed 28 of 47 passes for 223 yards with two touchdowns and two interceptions. Totaled 213 rushing yards on 51 carries with three scores.

- Earned the team's High Academic Average (cumulative GPA), along with teammate Black Gillikin.

AS A FRESHMAN (2018), redshirted at Penn State.

- Graduated in May of 2021 from Penn State's Smeal College of Business in three years with a degree in finance. Graduated with a master's degree in finance from Kentucky's Gatton School of Business and Economics in December of 2022.

PERSONAL:

- Was a three-year letter winner at Xavier (Middletown, Conn.) High School.
- As a senior captain (2017), earned second-team Walter Camp All-Connecticut honors after breaking Xavier's records for passing yards (2,793), passing touchdowns (27) and completions in a season.
- Named the Hartford Courant's Offensive Player of the Year and an All-Courant first-team selection.
- As a junior (2016), registered 1,972 passing yards with 19 passing touchdowns and six rushing touchdowns.
- Carried a 4.0 grade-point average during his prep career, winning the Brother Celestine Academic Award, while also being chosen as an All-SCC Tier 1 academic athlete in 2017.
- Member of the National Honor Society and was a Ryken Scholar.
- Also lettered in baseball at Xavier.
- Son of Beth and Michael Levis and has three younger sisters: Kelley, Jillian and Claire.
- Follow Levis on Twitter, Instagram and TikTok at @will_levis.
- Born Will Donovan Levis on June 27, 1999 in Newton, Mass.

WILL LEVIS' COLLEGE STATISTICS

Year	Team	GP/GS	PASSING								RUSHING				
			Att	Cmp	Pct	Yds	Yd/Att	TD	INT	Lg	Att	Yds	Avg.	Lg	TD
2019	Penn State	7/1	47	28	59.6	223	4.74	2	2	44t	51	213	4.2	49	3
2020	Penn State	8/1	55	33	60.0	421	7.65	1	0	74	82	260	3.2	14	3
2021	Kentucky	13/13	353	233	66.0	2,826	8.01	24	13	79	107	376	3.5	33	9
2022	Kentucky	11/11	283	185	65.4	2,406	8.50	19	10	70t	72	-107	-1.5	24	2
College Totals		39/26	738	479	64.9	5,876	7.96	46	25	79	312	742	2.4	49	17

Single-Game Highs

- Attempts - 49 vs. Tennessee (11/6/21)
- Completions - 32 at Georgia (10/16/21)
- Passing Yards - 419 vs. New Mexico State (11/20/21)
- Touchdown Passes - 4 (Three times, last vs. Northern Illinois 9/24/22)
- Long Completion - 79 vs. New Mexico State (11/20/21)

- Rushing Attempts - 18 (Twice, last at Nebraska 11/14/20)
- Rushing Yards - 113 at Louisville (11/27/21)
- Rushing Touchdowns - 4 at Louisville (11/27/21)
- Rushing Long - 49 vs. Rutgers (11/30/19)

WILL LEVIS' GAME-BY-GAME

2023 Tennessee Titans		PASSING													RUSHING					COMBINED RUSH + PASS		
Date	Opp	W/L	P/S	Att	Cmp	Pct	Yds	Yds/Att	TD	Int	Lg	Sk	Lst	Rating	Att	Yds	Avg	Lg	TD	Yards	Touchdowns	
Sept 10	@ NO	L	IA																			
Sept 17	LAC																					
Sept 24	@ Cle																					
Oct 1	Cin																					
Oct 8	@ Ind																					
Oct 15	Bal																					
Oct 29	Atl																					
Nov 2	@ Pit																					
Nov 12	@ TB																					
Nov 19	@ Jax																					
Nov 26	Car																					
Dec 3	Ind																					
Dec 11	@ Mia																					
Dec 17	Hou																					
Dec 24	Sea																					
Dec 31	@ Hou																					
Jan 6/7	Jax																					
Totals		0-1	0/0	0	0	-	0	-	0	0	0	0	0	-	0	0	-	0	0	0	0	0

WILL LEVIS' NFL STATISTICS

REGULAR SEASON			PASSING											RUSHING				
Year	Team	GP/GS	Att	Cmp	Pct	Yds	Yd/Att	TD	INT	Lg	Sk	Yds	Rat	Att	Yds	Avg	Lg	TD
2023	TEN	0/0	0	0	-	0	-	0	0	0	0	0	-	0	0	-	0	0
NFL Totals		0/0	0	0	-	0	-	0	0	0	0	0	-	0	0	-	0	0

Regular Season Career record as starter: 0-0 (.000)

Single-Game Highs

Attempts -	Rushes -
Completions -	Rushing Yards -
Passing Yards -	Long Rush -
Touchdown Passes -	Rushing Touchdowns -
Long Completion -	
Completion Percentage -	

Additional Statistics

Misc. Tackles -
Fumble Recoveries -



21 ROGER McCREARY

CORNERBACK • 5'11" • 190 LBS • COLLEGE: AUBURN
ACQUIRED: 2ND ROUND - 2022 • NFL EXPERIENCE (NFL/TITANS): 2/2
HOMETOWN: MOBILE, ALA.
GAMES PLAYED/GAMES STARTED: 18/17 (PLAYOFFS: 0/0)



PRO: The Titans selected Roger McCreary in the second round (35th overall) of the 2022 NFL Draft. The 5-foot-11-inch, 190-pounder is a physical, athletic cornerback that is known for always being around the ball. As a rookie in 2022, McCreary was one of three players on the team to start all 17 games, and he became the first Titans rookie cornerback since 2017 to start every game. He finished third on the Titans defense with 85 tackles, ranked second with eight passes defended, and added one interception, two tackles for loss and one quarterback pressure. The Mobile, Ala., native was a two-year starter at Auburn and notched an impressive 22 passes defended, including four interceptions, during his final two collegiate campaigns.

CAREER HIGHLIGHTS:

- In 2022, McCreary was one of only three rookie cornerbacks in the NFL to start all 17 games. He finished third on the team with 85 tackles, and ranked second on the squad with eight passes defended, which included an interception.

TITANS TIDBITS:

- McCreary's pregame ritual in college was eating two plates of baked beans with sugar the night before a game. The tradition started when he got to Auburn and he says Bush's baked beans are his favorite.
- His uncle, Angelo James, was a defensive back for the Philadelphia Eagles.

CAREER TRANSACTIONS:

- The Mobile, Ala., native was selected by the Titans in the second round (35th overall) of the 2022 NFL Draft.

SEASON RECAPS:

2023 (1/0):

- At New Orleans (9/10), saw significant action as a reserve at cornerback.

2022 (17/17): Started all 17 games at cornerback as a rookie and ranked third on the team with 85 tackles. Finished second on the squad with eight passes defended. Registered an interception, two stops for loss and a quarterback pressure. Was one of three players on the team to start all 17 games, and he became the first Titans rookie cornerback since 2017 to start every game. Led or tied for the team lead in tackles three times in 2022 (at BUF, vs. LV, at IND). Led or tied for the team lead in passes defended three times in 2022 (vs. LV, at LAC, at JAX).

- Against N.Y. Giants (9/11), made his NFL debut as a starter at cornerback and posted two tackles.
- At Buffalo (9/19), started at cornerback and led the team with a career-best 11 tackles. Stuffed Zach Moss for no gain on a rush off right end in the opening stanza.
- Against Las Vegas (9/25), started at cornerback and led the team with 10 tackles to go along with his first career pass defended. Defended a pass intended for Keelan Cole in the end zone on third-and-10 late in the fourth quarter.
- At Indianapolis (10/2), tied for the team lead with seven tackles, including a stop for loss. Teamed with Kevin Byard to stop Parris Campbell for a two-yard loss on a short pass in the third quarter. Stuffed Nyheim Hines for a three-yard loss on a short pass in the final stanza.
- At Kansas City (11/6), produced eight tackles and collected his first career interception. Teamed with Jeffery Simmons to stuff Clyde Edwards-Helaire for no gain on a rush off right tackle late in the first quarter. Notched his first career interception by picking off a Patrick Mahomes pass intended for Travis Kelce in the third quarter.

- At Green Bay (11/17), registered six tackles, including a stop for loss. Combined with Sam Okuayinonu to stuff Aaron Jones for a four-yard loss on a rush off right end in the third quarter.
- Against Cincinnati (11/27), collected two tackles with a pass defended. Halted a Bengals' drive by breaking up a third-and-six pass intended for Hayden Hurst in the second stanza.
- At L.A. Chargers (12/18), recorded three tackles and a team-high two passes defended. Ended a potential Chargers' scoring drive by catching a Justin Herbert pass and lateraling it to Joshua Kalu before landing out of bounds which resulted in an interception in the end zone right before halftime. Forced a Chargers' punt by breaking up a third-and-eight pass intended for Mike Williams in the third quarter.
- At Jacksonville (1/7), totaled a tackle and a pass defended. Forced the Jaguars to settle for a field goal by breaking up a third-and-three pass intended for Christian Kirk in the end zone on the first play of the fourth quarter.

COLLEGE:

- During four seasons at Auburn, McCreary appeared in 43 games with 23 starts and posted 135 tackles, six interceptions, 35 passes defended, 10 stops for loss, a forced fumble and two fumble recoveries.
- As a senior (2021), started 12 games at cornerback and collected 49 tackles, two interceptions, a sack, two stops for loss and a team-best 16 passes defended. Named a first-team All-America by The Athletic, Associated Press, ESPN and Reese's Senior Bowl. Was a Bednarik Award semifinalist.
- As a junior (2020), started 10 games at cornerback and amassed 45 tackles, three interceptions, seven stops for loss, six passes defended and a forced fumble. Named SEC Academic Honor Roll.
- As a sophomore (2019), played in 13 games with a start at cornerback and posted 36 tackles, an interception, 12 passes defended, a stop for loss and a fumble recovery.
- As a true freshman (2018), saw action in seven games and registered five tackles and a pass defended.
- Graduated with a degree in interdisciplinary studies in August 2021 from Auburn.

PERSONAL:

- Attended Williamson (Mobile, Ala.) High School.
- As a senior (2017), named first-team Class 5A All-State after collecting eight interceptions and more than 100 tackles. Also had more than 2,100 offensive yards and was named Optimist Club Player of the Year.
- Also participated in track and field, basketball and baseball.
- Enjoys bowling and playing golf.
- Has two dogs – Trouble (Boxer) and Ash (Yorkie/Shih Tzu mix).
- Follow McCreary on Twitter at @RogerJamez and on Instagram at @rod_james251.
- Son of Felicia James and has a sister, Tadaisha.
- Born Roger Lee McCreary on Feb. 10, 1999 in Mobile, Ala.

ROGER McCREARY'S GAME-BY-GAME

2022 Tennessee Titans

Date	Opp	W/L	P/S	Tot	Solo	Asst	Sk	- Yds	QBP	TFL	Int	- Yds	-TD	PD	FF	FR	- Yds	SpT		
Sept 11	NYG	L	S	2	1	1	0.0	0.0	0	0	0	0	0	0	0	0	0	0	0	
Sept 19	@ Buf	L	S	11	11	0	0.0	0.0	0	0	0	0	0	0	0	0	0	0	0	
Sept 25	LV	W	S	10	9	1	0.0	0.0	0	0	0	0	0	1	0	0	0	0	0	
Oct 2	@ Ind	W	S	7	5	2	0.0	0.0	0	1	0	0	0	0	0	0	0	0	0	
Oct 9	@ Was	W	S	2	2	0	0.0	0.0	1	0	0	0	0	0	0	0	0	0	0	
Oct 23	Ind	W	S	5	5	0	0.0	0.0	0	0	0	0	0	1	0	0	0	0	0	
Oct 30	@ Hou	W	S	6	4	2	0.0	0.0	0	0	0	0	0	0	0	0	0	0	0	
Nov 6	@ KC	L	S	8	6	2	0.0	0.0	0	0	1	4	0	1	0	0	0	0	0	
Nov 13	Den	W	S	5	3	2	0.0	0.0	0	0	0	0	0	0	0	0	0	0	0	
Nov 17	@ GB	W	S	6	4	2	0.0	0.0	0	1	0	0	0	0	0	0	0	0	0	
Nov 27	Cin	L	S	2	2	0	0.0	0.0	0	0	0	0	0	1	0	0	0	0	0	
Dec 4	@ Phi	L	S	4	4	0	0.0	0.0	0	0	0	0	0	0	0	0	0	0	0	
Dec 11	Jax	L	S	5	4	1	0.0	0.0	0	0	0	0	0	0	0	0	0	0	0	
Dec 18	@ LAC	L	S	3	2	1	0.0	0.0	0	0	0	0	0	2	0	0	0	0	0	
Dec 24	Hou	L	S	5	4	1	0.0	0.0	0	0	0	0	0	0	0	0	0	0	0	
Dec 29	Dal	L	S	3	3	0	0.0	0.0	0	0	0	0	0	1	0	0	0	0	0	
Jan 7	@ Jax	L	S	1	1	0	0.0	0.0	0	0	0	0	0	1	0	0	0	0	0	
Totals				7-10	17/17	85	70	15	0.0	0.0	1	2	1	4	0	8	0	0	0	0

2023 Tennessee Titans

Date	Opp	W/L	P/S	Tot	Solo	Asst	Sk	- Yds	QBP	TFL	Int	- Yds	-TD	PD	FF	FR	- Yds	SpT			
Sept 10	@ NO	L	p	0	0	0	0.0	0.0	0	0	0	0	0	0	0	0	0	0	0	0	
Sept 17	LAC																				
Sept 24	@ Cle																				
Oct 1	Cin																				
Oct 8	@ Ind																				
Oct 15	Bal																				
Oct 29	Atl																				
Nov 2	@ Pit																				
Nov 12	@ TB																				
Nov 19	@ Jax																				
Nov 26	Car																				
Dec 3	Ind																				
Dec 11	@ Mia																				
Dec 17	Hou																				
Dec 24	Sea																				
Dec 31	@ Hou																				
Jan 6/7	Jax																				
Totals				0-1	1/0	0	0	0	0.0	0.0	0	0	0	0	0	0	0	0	0	0	0

ROGER McCREARY'S NFL STATISTICS

REGULAR SEASON

Year	Team	GP	GS	TACKLES					INTERCEPTIONS					FUMBLES							
				Tot	Solo	Asst	Sk	Yds	QBP	TFL	No	Yds	Lg	TD	PD	FF	FR	Yds	SpT		
2022	Tennessee	17	17	85	70	15	0.0	0.0	1	2	1	4	4	0	8	0	0	0	0	0	0
2023	Tennessee	1	0	0	0	0	0.0	0.0	0	0	0	0	0	0	0	0	0	0	0	0	0
NFL Totals		18	17	85	70	15	0.0	0.0	1	2	1	4	4	0	8	0	0	0	0	0	0

Single-Game Highs

- Tackles - 11 at Buffalo (9/19/22)
- Interceptions - 1 at Kansas City (11/6/22)
- Tackles for Loss - 1 at Indianapolis (10/2/22)
- Passes Defensed - 2 at L.A. Chargers (12/18/22)



24 ELIJAH MOLDEN

CORNERBACK • 5'10" • 192 LBS • COLLEGE: WASHINGTON
ACQUIRED: 3RD ROUND - 2021
NFL EXPERIENCE (NFL/TITANS): 3/3 • HOMETOWN: WEST LINN, ORE.
GAMES PLAYED/GAMES STARTED: 19/8 (PLAYOFFS: 1/1)



PRO: The Titans selected Elijah Molden in the third round (100th overall) of the 2021 NFL Draft. As a rookie, he appeared in 16 games with seven starts in the nickel defense. He was limited to two games because of injury in 2022. The 5-foot-10 inch, 192-pounder is a savvy and physical defender capable of playing multiple spots on defense. An instinctive player with a nose for the football, he totaled 153 tackles, five interceptions, 25 passes defended, four forced fumbles and two fumble recoveries in 44 games at the University of Washington.

CAREER HIGHLIGHTS:

- As a rookie in 2021, Molden ranked fifth on the team and first among Titans rookies with 60 tackles and registered one interception for a touchdown. He was one of six NFL rookie defensive backs with at least 60 tackles and one interception.
- In 2020, Washington's football season was limited to four games due to the COVID-19 pandemic. Molden started all four contests and finished third on the squad with 26 tackles to go with one interception and two passes defended.
- In June 2021, Molden was named by the Pac-12 as a Tom Hansen Conference Medal recipient. The prestigious honor is awarded annually to each Pac-12 member institution's outstanding senior male and female student-athlete based on the combination of performance and achievement in scholarship, athletics and leadership. This followed Molden winning the Washington football team's Guy Flaherty Award, which is given to the team's most inspirational player as voted by the players.
- In 2019, Molden set career highs with a team-high 79 tackles, four interceptions and three forced fumbles.

TITANS TIDBITS:

- Molden comes from a football family. His father, Alex Molden, was inducted to the University of Oregon Hall of Fame and was an eight-year NFL cornerback with the Saints, Chargers and Lions after being selected by the Saints with the 11th overall draft pick in 1996. Elijah's older brother, Isaiah, played defensive line at Western Oregon.
- Molden is the second-oldest of eight children in his family. He has four brothers and three sisters.
- He is an avid reader and lists "Shoe Dog" by Phil Knight, "Tattoos on the Heart" by Greg Boyle, and "The Alchemist" by Paulo Coelho as three of his favorite books. He prefers hard copies of books as opposed to digital versions so that he can make notes and keep them in the books.

CAREER TRANSACTIONS:

- The West Linn, Ore., native was selected by the Titans in the third round (100th overall) of the 2021 NFL Draft.

SEASON RECAPS:

2023 (1/0):

- At New Orleans (9/10), played as a reserve at defensive back and ranked second on the squad with eight tackles to go along with a pass defended. Defended a deep pass intended for Chris Olave on third-and-nine in the fourth quarter.

2022 (2/1): Saw action in two games with a start at cornerback and registered five tackles, a quarterback pressure and a stop for loss. Was inactive for two contests. Placed on injured reserve on Sept. 9, 2022 and missed the first eight games before being designated to return on Nov. 12, 2022. Placed on injured reserve on Dec. 7 and missed the final five contests.

- Against Denver (11/13), made his season debut as a starter at cornerback

and posted three tackles, including a stop for loss and a quarterback pressure.

- Against Cincinnati (11/27), played as a reserve at cornerback and collected two tackles.

2021 (16/7, 1/1): Saw action in 16 games with seven starts at cornerback and registered 60 tackles, including three stops for loss, six quarterback pressures, an interception returned for a touchdown, four passes defended, a forced fumble, a fumble recovery and two special teams tackles. Missed one contest on the reserve/COVID-19 list. Started the postseason contest and collected two tackles. Tied for the team lead in tackles once in 2021 (vs. KC). Led the team in quarterback pressures twice (vs. HOU, at PIT). Tied for the team lead in passes defended once (vs. HOU). Tied for the team lead in special teams tackles once (vs. BUF). Made his NFL debut against Arizona (9/12/21). Made his first career start against Buffalo (10/18/21).

- Against Arizona (9/12), saw action in his first NFL contest as a reserve at nickelback and collected two tackles.
- At Seattle (9/19), played as a reserve at cornerback and posted two tackles. Teamed with Rashaan Evans to stuff Chris Carson for no gain on a rush off right end in the first quarter.
- At Jacksonville (10/10), saw action as a reserve at cornerback and compiled three tackles and a forced fumble. Forced a Dan Arnold fumble that was recovered by Kevin Byard and returned 30 yards for a touchdown early in the first quarter.
- Against Buffalo (10/18), made his first career start at cornerback and notched eight tackles, including a stop for loss. Registered a special teams tackle on coverage units. Stuffed Zack Moss for a three-yard loss on a rush off left end in the first quarter.
- Against Kansas City (10/24), started at cornerback and tied for the team lead with eight tackles.
- At Indianapolis (10/31), started at cornerback and posted two tackles and two passes defended, including an interception return for a touchdown. Broke up a pass intended for Nyheim Hines in the fourth quarter. Gave the Titans a 31-24 lead with two-yard interception return for a touchdown off of Carson Wentz late in the fourth quarter.
- Against Houston (11/21), saw action as a reserve at cornerback and totaled six tackles, a team-best two quarterback pressures and a pass defended. Ended a Texans' drive by breaking up a third-and-nine pass intended for Brevin Jordan along the sideline in the third quarter. Combined with Jayon Brown to stop Rex Burkhead for a two-yard loss on a rush up the middle in the third stanza.
- At Pittsburgh (12/19), saw significant action as a reserve at cornerback and notched four tackles, including a stop for loss and a team-high three quarterback pressures. Stonewalled Najee Harris for a five-yard loss on a rush off right tackle in the final stanza.
- Against San Francisco (12/23), missed the game on the reserve/COVID-19 list.
- Against Miami (1/2), started at cornerback and notched a tackle, a pass defended and his first career fumble recovery. Recovered a Tua Tagovailoa fumble at the Dolphins' 14-yard line in the first quarter. Deflected a pass intended for DeVante Parker in the second quarter.
- Against Cincinnati (1/22), started at nickelback in his postseason debut and registered two tackles.

COLLEGE:

- In four seasons at the University of Washington, Molden appeared in 44 games with 20 starts. His totals included 153 tackles, seven tackles for loss, five interceptions, 25 passes defended, four forced fumbles and

two fumble recoveries. He earned first team All-Pac-12 honors on defense as a junior and senior and was named second team All-Pac-12 as an all-purpose/special teams player as a sophomore.

- As a senior (2020), started all four of the team's games in a shortened season due to the COVID-19 pandemic. Ranked third on the squad with 26 tackles and added one interception and two passes defended. Earned first team All-Pac-12 honors for the second consecutive season. Named the university's male recipient of the Pac-12's Tom Hansen Conference Medal as well as the football team's defensive MVP and Guy Flaherty Award recipient as the team's most inspirational player. Honors also included second team All-American by Pro Football Focus, which also named him Pac-12 Player of the Year. He was a semifinalist for the Lott IMPACT Trophy.
- As a junior (2019), started all 13 games and led the team with 79 tackles, four interceptions, 17 passes defended and three forced fumbles (tied). Added 5.5 tackles for loss and a fumble recovery. Honors included first team All-Pac-12, CoSIDA Academic All-District 8 team, second team Pro Football Focus All-America, first team Pro Football Focus All-Pac-12, first team Associated Press All-Pac-12 and Pac-12 Academic Honor Roll. Won the Husky Excellence Award and the 101 Club Academic Award. Named the MVP of the Las Vegas Bowl against Boise State (12/21) after totaling nine tackles, a half tackle for loss, a forced fumble and an interception in the win.
- As a sophomore (2018), played in all 14 games with three starts and totaled 29 tackles, five passes defended, one forced fumble and one fumble recovery. Won the team's Most Outstanding Special Teams Player award and earned second team All-Pac-12 honors as an all-purpose/special teams player. Also named first team Academic All-Pac-12.
- As a true freshman (2017), played in all 13 games and registered 19 tackles, 0.5 tackles for loss and one pass defended.
- Graduated from Washington in December 2020 with a degree in communications.

PERSONAL:

- Married to Danelle.
- Attended West Linn (Ore.) High School, where he was named first team 6A All-State at cornerback and second team at running back as a senior in 2016. Also first team All-Three Rivers League at both positions and first team USA Today All-Oregon at defensive back, he helped lead the Lions to a 14-0 record, including five wins in the 6A state playoffs. Rushed for 702 yards and 10 touchdowns, caught 19 passes for 249 yards and six touchdowns, and added three interceptions.
- Listed by ESPN.com as the No. 213 overall prospect and as the No. 19 cornerback in the country, and as the No. 2 prospect in Oregon. Ranked the No. 151 overall recruit and No. 17 cornerback in the country by Scout.com, while 247sports.com listed him at No. 2 in Oregon, No. 25 in the nation at cornerback and No. 193 overall.
- As a junior in 2015, earned first team All-Three Rivers League on both sides of the ball.
- Follow Molden on Twitter and on Instagram at @elijahmolden24.
- Son of Christin and Alex Molden.
- Born Elijah Monroe Molden on Jan. 30, 1999 in New Orleans, La.

ELIJAH MOLDEN'S GAME-BY-GAME

2021 Tennessee Titans

Date	Opp	W/L	P/S	Tot Solo	Asst	Sk	- Yds	QBP	TFL	Int	- Yds	-TD	PD	FF	FR	- Yds	SpT	
Sept 12	Ari	L	p	2	2	0	0.0	0.0	0	0	0	0	0	0	0	0	0	
Sept 19	@ Sea	W	p	2	0	2	0.0	0.0	0	0	0	0	0	0	0	0	0	
Sept 26	Ind	W	p	1	1	0	0.0	0.0	0	0	0	0	0	0	0	0	0	
Oct 3	@ NYJ	L	p	0	0	0	0.0	0.0	0	0	0	0	0	0	0	0	0	
Oct 10	@ Jax	W	p	3	3	0	0.0	0.0	0	0	0	0	0	0	1	0	0	
Oct 18	Buf	W	S	8	6	2	0.0	0.0	0	1	0	0	0	0	0	0	1	
Oct 24	KC	W	S	8	6	2	0.0	0.0	0	0	0	0	0	0	0	0	0	
Oct 31	@ Ind	W	S	2	2	0	0.0	0.0	0	0	1	2	1	2	0	0	0	
Nov 7	@ LAR	W	S	8	6	2	0.0	0.0	0	0	0	0	0	0	0	0	0	
Nov 14	NO	W	p	4	1	3	0.0	0.0	1	0	0	0	0	0	0	0	1	
Nov 21	Hou	L	p	6	3	3	0.0	0.0	2	0	0	0	0	1	0	0	0	
Nov 28	@ NE	L	S	0	0	0	0.0	0.0	0	0	0	0	0	0	0	0	0	
Dec 12	Jax	W	S	5	2	3	0.0	0.0	0	0	0	0	0	0	0	0	0	
Dec 19	@ Pit	L	p	4	4	0	0.0	0.0	3	1	0	0	0	0	0	0	0	
Dec 23	SF	W	R/C															
Jan 2	Mia	W	S	1	0	1	0.0	0.0	0	0	0	0	0	1	0	1	0	
Jan 9	@ Hou	W	p	6	6	0	0.0	0.0	0	1	0	0	0	0	0	0	0	
Totals		12-5	16/7	60	42	18	0.0	0.0	6	3	1	2	1	4	1	1	0	2
Playoffs																		
Jan 22	Cin	L	S	2	0	2	0.0	0.0	0	0	0	0	0	0	0	0	0	0
Totals		0-1	1/1	2	0	2	0.0	0.0	0	0	0	0	0	0	0	0	0	0

2022 Tennessee Titans

Date	Opp	W/L	P/S	Tot Solo	Asst	Sk	- Yds	QBP	TFL	Int	- Yds	-TD	PD	FF	FR	- Yds	SpT
Sept 11	NYG	L	IR														
Sept 19	@ Buf	L	IR														
Sept 25	LV	W	IR														
Oct 2	@ Ind	W	IR														
Oct 9	@ Was	W	IR														
Oct 23	Ind	W	IR														
Oct 30	@ Hou	W	IR														
Nov 6	@ KC	L	IR														

Nov 13	Den	W	S	3	2	1	0.0	0.0	1	1	0	0	0	0	0	0	0	
Nov 17	@ GB	W	IA															
Nov 27	Cin	L	p	2	2	0	0.0	0.0	0	0	0	0	0	0	0	0	0	
Dec 4	@ Phi	L	IA															
Dec 11	Jax																	
Placed on injured reserve Dec. 7, 2022																		
Totals		7-5	2/1	5	4	1	0.0	0.0	1	1	0	0	0	0	0	0	0	0

2023 Tennessee Titans

Date	Opp	W/L	P/S	Tot Solo	Asst	Sk	- Yds	QBP	TFL	Int	- Yds	-TD	PD	FF	FR	- Yds	SpT	
Sept 10	@ NO	L	p	8	6	2	0.0	0.0	0	0	0	0	0	0	1	0	0	
Sept 17	LAC																	
Sept 24	@ Cle																	
Oct 1	Cin																	
Oct 8	@ Ind																	
Oct 15	Bal																	
Oct 29	Atl																	
Nov 2	@ Pit																	
Nov 12	@ TB																	
Nov 19	@ Jax																	
Nov 26	Car																	
Dec 3	Ind																	
Dec 11	@ Mia																	
Dec 17	Hou																	
Dec 24	Sea																	
Dec 31	@ Hou																	
Jan 6/7	Jax																	
Totals		0-1	1/0	8	6	2	0.0	0.0	0	0	0	0	0	0	1	0	0	0

ELIJAH MOLDEN'S NFL STATISTICS

REGULAR SEASON				TACKLES							INTERCEPTIONS					FUMBLES			
Year	Team	GP	GS	Tot	Solo	Asst	Sk	Yds	QBP	TFL	No	Yds	Lg	TD	PD	FF	FR	Yds	SpT
2021	Tennessee	16	7	60	42	18	0.0	0.0	6	3	1	2	2t	1	4	1	1	0	2
2022	Tennessee	2	1	5	4	1	0.0	0.0	1	1	0	0	0	0	0	0	0	0	0
2023	Tennessee	1	0	8	6	2	0.0	0.0	0	0	0	0	0	0	1	0	0	0	0
NFL Totals		19	8	73	52	21	0.0	0.0	7	4	1	2	2t	1	5	1	1	0	2

PLAYOFFS				TACKLES							INTERCEPTIONS					FUMBLES			
Year	Team	GP	GS	Tot	Solo	Asst	Sk	Yds	QBP	TFL	No	Yds	Lg	TD	PD	FF	FR	Yds	SpT
2021	Tennessee	1	1	2	0	2	0.0	0.0	0	0	0	0	0	0	0	0	0	0	0
NFL Totals		1	1	2	0	2	0.0	0.0	0	0	0	0	0	0	0	0	0	0	0

Single-Game Highs


Tackles - **8 (Four times, last at New Orleans 9/10/23)**
 Interceptions - 1 at Indianapolis (10/31/21)
 Passes Defensed - 2 at Indianapolis (10/31/21)
 Tackles For Loss - 1 (Four times, last vs. Denver 11/13/22)
 Forced Fumbles - 1 at Jacksonville (10/10/21)
 Fumble Recoveries - 1 vs. Miami (1/2/22)
 Quarterback Pressures - 3 at Pittsburgh (12/19/21)
 Special Teams Tackles - 1 (Twice, last vs. New Orleans 11/14/21)

Additional Statistics

Touchdowns - 1 (2-yard interception return at Indianapolis, 10/31/21)

Playoff Single-Game Highs

Tackles - 2 vs. Cincinnati (1/22/22)



11 CHRIS MOORE

WIDE RECEIVER • 6'1" • 200 LBS • COLLEGE: CINCINNATI
ACQUIRED: UNRESTRICTED FREE AGENT - 2023 (HOU)
NFL EXPERIENCE (NFL/TITANS): 8/1 • HOMETOWN: TAMPA, FLA.
GAMES PLAYED/GAMES STARTED: 90/13 (PLAYOFFS: 3/0)



PRO: The Titans signed free agent Chris Moore during the 2023 offseason to add experience and depth to the wide receiving corps. The 6-foot-1-inch, 200-pounder entered the NFL as a fourth-round draft pick of the Baltimore Ravens in 2016 and spent his first five seasons with the club amassing 47 receptions for 511 yards with four touchdowns. The University of Cincinnati product joined the Houston Texans as a free agent in 2021 and notched 69 catches for 775 yards with four receiving scores in two campaigns (2021-22). The Tampa, Fla., native has also excelled on special teams during his career having posted 21 career tackles and returned 46 kickoffs for 1,080 yards.

CAREER HIGHLIGHTS:

- In 2022, Moore enjoyed one of his most successful seasons tallying career highs with 48 receptions and 548 receiving yards to go along with two receiving scores for the Texans.
- In his first season with the Texans in 2021, Moore registered a then career-high 21 catches for 227 receiving yards with two touchdowns.
- In 2018, Moore served as a key contributor on the Ravens' special teams, registering 22 kickoff returns for 491 yards. He also recorded a then career-high 19 catches for 196 yards and a score, helping Baltimore produce a then-single-season team-record 5,999 total net yards.

TITANS TIDBITS:

- Moore has eight career receiving touchdowns during his NFL career, but he has also found the end zone in some unique ways. He has scored two touchdowns on the punt coverage unit, returning a blocked punt for a score and recovering a muffed punt snap in the end zone for a touchdown, both in 2016. He also recovered a teammate's fumble in the end zone for a touchdown in 2017.
- Moore owns an impressive sneaker collection. His favorites are the Jordan Playoff 12s. He has three pairs - a golfing pair, a lawn work pair and a pair to go out in.

CAREER TRANSACTIONS:

- The Tampa, Fla., native was originally selected by the Baltimore Ravens in the fourth round (107th overall) of the 2016 NFL Draft.
- Signed by the Ravens as an unrestricted free agent on March 24, 2020.
- Signed by the Houston Texans as an unrestricted free agent on March 24, 2021.
- Released by the Texans on Aug. 31, 2021 and signed to the team's practice squad a day later.
- Activated from the Texans' practice squad to the active roster standard elevation on Sept. 23, 2021.
- Activated from the Texans' practice squad to the active roster standard elevation on Oct. 9, 2021.
- Signed by the Texans to their active roster from the practice squad on Oct. 12, 2021.
- Signed by the Texans as an unrestricted free agent on March 24, 2022.
- Signed by the Titans as an unrestricted free agent on April 19, 2023.

SEASON RECAPS:

2023 (1/0 - Tennessee):

- At New Orleans (9/10), made his Titans debut as a reserve at wide receiver and on special teams.

2022 (16/7 - Houston): Played in 16 games with seven starts at wide receiver and tallied career highs in receptions (48) and receiving yards (548) to go along with two receiving scores. His 321 receiving differential

from 2022 to 2021 was the 18th-highest among all NFL wide receivers. Was inactive for one contest.

- Against Philadelphia (11/3), started at wide receiver and snared four passes for 43 yards with a 13-yard touchdown reception from Davis Mills.
- At N.Y. Giants (11/13), posted three receptions for 70 yards.
- At Dallas (12/11), hauled in a career-high 10 passes for a career-best 124 yards, and led the team in both categories.

2021 (12/1 - Houston): Played in 12 games with one start in his first season with the Texans, posting a then career-high 21 catches for 227 receiving yards with two touchdowns. Posted five special teams stops. Spent the first two weeks on the Texans' practice squad. Was inactive for one contest and missed one game on the reserve/COVID-19 list.

- Against New England (10/10), recorded five receptions for a season-high 109 yards, which were both career highs. Caught a 67-yard touchdown pass from Davis Mills, the longest reception of his career and his first score as a member of the Texans.
- Against L.A. Chargers (12/26), caught four passes for 40 yards, his second-highest receiving yardage total of the season.
- Against Tennessee (1/9), tallied three receptions for 38 yards with a 28-yard touchdown pass from Davis Mills.

2020 (3/0, 1/0 - Baltimore): Appeared as a reserve in three regular season games and totaled two special teams tackles. Was inactive for the first six games of the season. Placed on injured reserve on Nov. 7 and missed seven games before being designated to return on Dec. 21. Saw action as a reserve in one postseason contest and was inactive for another.

2019 (14/1, 1/0 - Baltimore): Played in 14 games with one start at wide receiver and caught three passes for 21 yards. Also returned four kickoffs for 81 yards and posted four special teams tackles on coverage units. Was inactive for two games. Played as a reserve in the postseason matchup and collected a special teams tackle.

2018 (16/0, 1/0 - Baltimore): Saw action in all 16 games for the first time and recorded a then career-high 19 catches for 196 yards with a touchdown. Served as a key contributor on special teams registering 22 kickoff returns for 491 yards and notching four special teams stops. Played in a reserve role in his first postseason contest and collected two special teams stops.

- Against Atlanta (12/2), caught a 21-yard pass from Sam Koch on a fake punt to help the Ravens convert on fourth down in the 26-16 win.
- Against Tampa Bay (12/16), caught a five-yard touchdown pass and logged a season-high 92 kickoff return yards.

2017 (13/4 - Baltimore): Appeared in 13 games with four starts at wide receiver and tallied 18 catches for 248 yards with three touchdowns, all of which set then career-high marks. Was also a key special teamer in which he returned 13 kickoffs for 346 yards (26.6 avg.) and posted a special teams stop. Was inactive for three contests.

- At Minnesota (10/22), caught his first career receiving touchdown on a 13-yard pass from Joe Flacco in the fourth quarter.
- Against Miami (10/26), recovered a Ryan Mallett fumble in the end zone for a touchdown in a 40-0 win.
- At Pittsburgh (12/10), registered three catches for 48 yards with a touchdown. Hauled in a 30-yard touchdown from Joe Flacco in the second stanza.

2016 (15/0 - Baltimore): Saw action as a reserve in 15 games as a rookie

and totaled seven receptions for 46 yards. Added seven kickoff returns for 162 yards (23.1 avg.) and four special teams tackles. Was inactive for one contest.

- Against Buffalo (9/11), made his NFL debut in Week 1 and caught one pass for 13 yards.
- At N.Y. Jets (10/23), scored his first-career touchdown, recovering a muffed snap in the end zone.
- Against Pittsburgh (11/6), scored a touchdown in his second-straight game, returning a blocked punt 14 yards for a score in the 21-14 victory.

COLLEGE:

- Appeared in 50 games with 34 starts for the University of Cincinnati and totaled 119 receptions for 2,301 yards and 26 touchdowns over four seasons (2012-15). He left the school as the Bearcats' all-time leader in touchdown receptions and ranked sixth in receiving yards in program history.
- As a senior (2015), appeared in 12 games and caught 40 passes for 870 yards with seven touchdowns, while amassing a 21.8-yard per reception average which was good for eighth-best nationally.
- As a junior (2014), played in 13 games and amassed 30 receptions for 673 yards and eight touchdowns. Set the NCAA FBS record for yards per reception average (73.7) when he totaled three receptions for 221 yards and three touchdowns (60, 83, 78 yards) against Ohio State (9/27).
- As a sophomore (2013), saw action in 13 games and made 45 receptions

with nine touchdowns, both college career bests.

- As a redshirt freshman (2012), totaled four receptions for 113 yards and two touchdowns to go along with a special teams tackle.
- Redshirted during the 2011 season.
- Graduated with a criminal justice degree from Cincinnati.

PERSONAL:

- Attended Thomas Jefferson (Fla.) High School, where he led the team to an undefeated season and a Class 3A State Championship in 2010.
- As a senior (2010), tallied 49 receptions for 1,500 yards and 21 touchdowns, and led 3A District 8 in receiving yards, touchdowns and yards per catch.
- Son of Jennifer Moore.
- Follow Moore on Instagram at @chris.moore.
- Born Christopher Moore on June 16, 1993, in Tampa, Fla.

CHRIS MOORE'S GAME-BY-GAME

2016 Baltimore Ravens				RECEIVING				
Date	Opp.	W/L	P/S	No	Yds	Avg	Lg	TD
Sept 11	Buf	W	p	1	13	13.0	13	0
Sept 18	@ Cle	W	p	1	9	9.0	9	0
Sept 25	@ Jax	W	p	1	2	2.0	2	0
Oct 2	Oak	L	p	1	6	6.0	6	0
Oct 9	Was	L	IA					
Oct 16	@ NYG	L	p	0	0	0.0	0	0
Oct 23	@ NYJ	L	p	2	11	5.5	8	0
Nov 6	Pit	W	p	0	0	0.0	0	0
Nov 10	Cle	W	p	0	0	0.0	0	0
Nov 20	@ Dal	L	p	0	0	0.0	0	0
Nov 27	Cin	W	p	0	0	0.0	0	0
Dec 4	Mia	W	p	0	0	0.0	0	0
Dec 12	@ NE	L	p	1	5	5.0	5	0
Dec 18	Phi	W	p	0	0	0.0	0	0
Dec 25	@ Pit	L	p	0	0	0.0	0	0
Jan 01	@ Cin	L	p	0	0	0.0	0	0
Totals		8-8	15/0	7	46	6.6	13	0

2017 Baltimore Ravens				RECEIVING				
Date	Opp.	W/L	P/S	No	Yds	Avg	Lg	TD
Sept 10	@ Cin	W	p	0	0	0.0	0	0
Sept 17	Cle	W	IA					
Sept 24	@ Jax	L	p	0	0	0.0	0	0
Oct 1	Pit	L	IA	1	12	12.0	12	0
Oct 8	@ Oak	W	IA					
Oct 15	Chi	L	p	3	44	14.7	17	0
Oct 22	@ Min	L	S	2	36	18.0	23	1
Oct 26	Mia	W	p	0	0	0.0	0	0
Nov 5	@ Ten	L	p	1	16	16.0	16	0
Nov 19	@ GB	W	p	0	0	0.0	0	0
Nov 27	Hou	W	S	3	37	12.3	22	0
Dec 3	Det	W	p	3	32	10.7	23	0
Dec 10	@ Pit	L	p	3	48	16.0	30t	1
Dec 17	@ Cle	W	p	0	0	0.0	0	0
Dec 23	Ind	W	S	2	29	14.5	20	0
Dec 31	Cin	L	S	1	6	6.0	6t	1
Totals		9-7	13/4	18	248	13.8	30t	3

2018 Baltimore Ravens				RECEIVING				
Date	Opp.	W/L	P/S	No	Yds	Avg	Lg	TD
Sept 9	Buf	W	p	1	5	5.0	5	0
Sept 13	@ Cin	L	p	2	9	4.5	5	0
Sept 23	Den	W	p	0	0	0.0	0	0
Sept 30	@ Pit	W	p	1	19	19.0	19	0
Oct 7	@ Cle	L	p	1	20	20.0	20	0
Oct 14	@ Ten	W	p	3	12	4.0	6	0
Oct 21	NO	L	p	1	14	14.0	14	0
Oct 28	@ Car	L	p	2	19	9.5	12	0
Nov 4	Pit	L	p	1	30	30.0	30	0
Nov 18	Cin	W	p	1	14	14.0	14	0
Nov 25	Oak	W	p	1	1	1.0	1	0
Dec 2	@ Atl	W	p	1	21	21.0	21	0
Dec 9	@ KC	L	p	0	0	0.0	0	0
Dec 16	TB	W	p	1	5	5.0	5t	1
Dec 22	@ LAC	W	p	1	8	8.0	8	0
Dec 30	Cle	W	p	2	19	9.5	10	0
Totals		10-6	16/0	19	196	10.3	30	1

Playoffs	
Jan 6	LAC L p 0 0 0.0 0 0
Totals	0-1 1/0 0 0 0.0 0 0

2019 Baltimore Ravens				RECEIVING				
Date	Opp.	W/L	P/S	No	Yds	Avg	Lg	TD
Sept 8	@ Mia	W	p	0	0	0.0	0	0
Sept 15	Ari	W	p	0	0	0.0	0	0
Sept 22	@ KC	L	p	0	0	0.0	0	0
Sept 29	Cle	L	p	0	0	0.0	0	0
Oct 6	@ Pit	W	p	0	0	0.0	0	0
Oct 13	Cin	W	S	2	18	9.0	13	0
Oct 20	@ Sea	W	p	1	3	3.0	3	0
Nov 3	NE	W	p	0	0	0.0	0	0
Nov 10	@ Cin	W	IA					
Nov 17	Hou	W	IA					
Nov 25	@ LAR	W	p	0	0	0.0	0	0
Dec 1	SF	W	p	0	0	0.0	0	0
Dec 8	@ Buf	W	p	0	0	0.0	0	0
Dec 12	NYJ	W	p	0	0	0.0	0	0
Dec 22	@ Cle	W	p	0	0	0.0	0	0
Dec 29	Pit	W	p	0	0	0.0	0	0
Totals		14-2	14/1	3	21	7.0	13	0

Playoffs	
Jan 11	Ten L p 0 0 0.0 0 0
Totals	0-1 1/0 0 0 0.0 0 0

CHRIS MOORE'S GAME-BY-GAME CONT.

2020 Baltimore Ravens					RECEIVING				
Date	Opp.	W/L	P/S	No	Yds	Avg	Lg	TD	
Sept 13	Cle	W	IA						
Sept 20	@ Hou	W	IA						
Sept 28	KC	L	IA						
Oct 4	@ Was	W	IA						
Oct 11	Cin	W	IA						
Oct 18	@ Phi	W	IA						
Nov 1	Pit	L	p	0	0	0.0	0	0	
Nov 8	@ Ind	W	IR						
Nov 15	@ NE	L	IR						
Nov 22	Ten	L	IR						
Dec 2	@ Pit	L	IR						
Dec 8	Dal	W	IR						
Dec 14	@ Cle	W	IR						
Dec 20	Jax	W	IR						
Dec 27	NYG	W	p	0	0	0.0	0	0	
Jan 3	@ Cin	W	p	0	0	0.0	0	0	
Totals		11-5	3/0	0	0	0.0	0	0	
Playoffs									
Jan 10	@ Ten	W	IA						
Jan 16	@ Buf	L	p	0	0	0.0	0	0	
Totals		1-1	1/0	0	0	0.0	0	0	

2021 Houston Texans					RECEIVING				
Date	Opp.	W/L	P/S	No	Yds	Avg	Lg	TD	
Sept 12	Jax	W	PS						
Sept 19	@ Cle	L	PS						
Sept 23	Car	L	p	0	0	0.0	0	0	
Oct 3	@ Buf	L	PS						
Oct 10	NE	L	p	5	109	21.8	67t	1	
Oct 17	@ Ind	L	p	4	14	3.5	11	0	
Oct 24	@ Ari	L	S	0	0	0.0	0	0	
Oct 31	LAR	L	p	2	16	8.0	8	0	
Nov 7	@ Mia	L	p	1	4	4.0	4	0	
Nov 21	@ Ten	W	p	1	10	10.0	10	0	
Nov 28	NYJ	L	p	1	-4	-4.0	0	0	
Dec 5	Ind	L	p	0	0	0.0	0	0	
Dec 12	Sea	L	IA	0	0	0.0	0	0	
Dec 19	@ Jax	W	p	0	0	0.0	0	0	
Dec 26	LAC	W	p	4	40	10.0	23	0	
Jan 2	@ SF	L	R						
Jan 9	Ten	L	p	3	38	12.7	28t	1	
Totals		4-13	12/1	21	227	10.8	67t	2	

2022 Houston Texans					RECEIVING				
Date	Opp.	W/L	P/S	No	Yds	Avg	Lg	TD	
Sept 11	Ind	T	p	3	31	10.3	11	0	
Sept 18	@ Den	L	p	2	14	7.0	9	0	
Sept 25	@ Chi	L	p	3	63	21.0	52	0	
Oct 2	LAC	L	S	0	0	0.0	0	0	
Oct 9	@ Jax	W	IA						
Oct 23	@ LV	L	p	2	20	10.0	13t	1	
Oct 30	Ten	L	p	0	0	0.0	0	0	
Nov 3	Phi	L	S	4	43	10.8	25	1	
Nov 13	@ NYG	L	p	3	70	23.3	25	0	
Nov 20	Was	L	p	5	20	4.0	11	0	
Nov 27	@ Mia	L	p	2	7	3.5	4	0	
Dec 4	Cle	L	p	3	46	15.3	39	0	
Dec 11	@ Dal	L	S	10	124	12.4	36	0	
Dec 18	KC	L	S	4	42	10.5	34	0	
Dec 24	@ Ten	W	S	2	25	12.5	13	0	
Jan 1	Jax	L	S	3	21	7.0	12	0	
Jan 8	@ Ind	W	S	2	22	11.0	12	0	
Totals		2-13-1	16/7	48	548	11.4	52	2	

2023 Tennessee Titans					RECEIVING				
Date	Opp.	W/L	P/S	No	Yds	Avg	Lg	TD	
Sept 10	@ NO	L	p	0	0	0.0	0	0	
Sept 17	LAC								
Sept 24	@ Cle								
Oct 1	Cin								
Oct 8	@ Ind								
Oct 15	Bal								
Oct 29	Atl								
Nov 2	@ Pit								
Nov 12	@ TB								
Nov 19	@ Jax								
Nov 26	Car								
Dec 3	Ind								
Dec 11	@ Mia								
Dec 17	Hou								
Dec 24	Sea								
Dec 31	@ Hou								
Jan 6/7	Jax								
Totals		0-1	1/0	0	0	-	0	0	

CHRIS MOORE'S NFL STATISTICS

REGULAR SEASON

Year	Team	REGULAR SEASON		RECEIVING					RUSHING				
		GP	GS	No	Yds	Avg	Lg	TD	Att	Yds	Avg	Lg	TD
2016	Baltimore	15	0	7	46	6.6	13	0	3	19	6.3	10	0
2017	Baltimore	13	4	18	248	13.8	30t	3	2	-9	-4.5	-4	0
2018	Baltimore	16	0	19	196	10.3	30	1	5	17	3.4	9	0
2019	Baltimore	14	1	3	21	7.0	13	0	1	0	0.0	0	0
2020	Baltimore	3	0	0	0	-	0	0	0	0	-	0	0
2021	Houston	12	1	21	227	10.8	67t	2	0	0	-	0	0
2022	Houston	16	7	48	548	11.4	52	2	3	3	1.0	3	0
2023	Tennessee	1	0	0	0	-	0	0	0	0	-	0	0
NFL Totals		90	13	116	1,286	11.1	67t	8	14	30	2.1	10	0

REGULAR SEASON

Year	Team	PUNT RETURNS					KICKOFF RETURNS					
		No	FC	Yds	Avg	Lg	TD	No	Yds	Avg	Lg	TD
2016	Baltimore	0	0	0	-	0	0	7	162	23.1	34	0
2017	Baltimore	0	0	0	-	0	0	13	346	26.6	87	0
2018	Baltimore	0	0	0	-	0	0	22	491	22.3	39	0
2019	Baltimore	0	0	0	-	0	0	4	81	20.3	26	0
NFL Totals		0	0	0	-	0	0	46	1,080	23.5	87	0

PLAYOFFS

Year	Team	PLAYOFFS		RECEIVING					RUSHING				
		GP	GS	No	Yds	Avg	Lg	TD	Att	Yds	Avg	Lg	TD
2018	Baltimore	1	0	0	0	-	0	0	0	0	-	0	0
2019	Baltimore	1	0	0	0	-	0	0	0	0	-	0	0
2020	Baltimore	1	0	0	0	-	0	0	0	0	-	0	0
NFL Totals		3	0	0	0	-	0	0	0	0	-	0	0

Single-Game Highs

Receptions - 10 at Dallas (12/11/22)
 Receiving Yards - 124 at Dallas (12/11/22)
 Long Reception - 67t vs. New England (10/10/21)
 Touchdowns - 1 (Eight times, last vs. Philadelphia 11/3/22)
 Rushes - 1 (14 times, last at Indianapolis 1/8/23)
 Rushing Yards - 10 vs. Cleveland (11/10/16)
 Long Rush - 10 vs. Cleveland (11/10/16)
 Kickoff Returns - 5 at Pittsburgh (12/10/17)
 Kickoff Return Yards - 124 vs. Cincinnati (12/31/17)
 Kickoff Return Long - 87 vs. Cincinnati (12/31/17)

Additional Statistics

Special Teams Tackles - 4 (2016), 1 (2017), 4 (2018), 4 (2019), 2 (2020), 5 (2021), 1 (2022)
 Miscellaneous Tackles - 1 (2016), **1 (2023)**
 Fumble Recoveries - 1 (2016), 2 (2017)
 Special Teams Fumble Recoveries - 1 (2016)
 Miscellaneous Touchdowns - 3 (0-yard muffed snap in the end zone at N.Y. Jets, 10/23/16; 14-yard return of blocked punt vs. Pittsburgh, 11/6/16; 0-yard fumble recovery in the end zone vs. Miami, 10/26/17)

Additional Playoff Statistics

Special Teams Tackles - 2 (2018), 1 (2019)
 Miscellaneous Tackles - 1 (2018)



42 CALEB MURPHY

**OUTSIDE LINEBACKER • 6'3" • 254 LBS • COLLEGE: FERRIS STATE
ACQUIRED: FREE AGENT - 2023 • NFL EXPERIENCE (NFL/TITANS): ROOKIE
HOMETOWN: DOWAGIAC, MICH.
GAMES PLAYED/GAMES STARTED: 0/0 (PLAYOFFS: 0/0)**



PRO: The Titans signed Caleb Murphy as a rookie free agent after the 2023 NFL Draft. The 6-foot-3-inch, 254-pounder made the 53-man roster out of training camp and possesses a strong pass-rushing ability, setting the NCAA single-season record with 25.5 sacks his senior season. The Dowagiac, Mich., native played three seasons (2020-22) at Ferris State and tallied 156 tackles, 40 sacks, 60.5 tackles for loss and eight forced fumbles. Following the 2019 season, he transferred to Ferris State from Grand Valley State where he played in eight games, recording 13 tackles and one sack.

CAREER HIGHLIGHTS:

- Murphy set an NCAA single-season record with 25.5 sacks his senior year. He also tied the NCAA record with 39 tackles for loss.

TITANS TIDBITS:

- Murphy became the first DII player ever to win the Ted Hendricks Award, given to the nation's top defensive end.
- Murphy was a two-time National Champion with the Ferris State Bulldogs.

CAREER TRANSACTIONS:

- The Dowagiac, Mich., native was signed by the Titans as an undrafted free agent on May 12, 2023.

SEASON RECAPS:

2023 (0/0):

- At New Orleans (9/10), was inactive.

COLLEGE:

- Murphy played in 29 games over three seasons at Ferris State and tallied 156 tackles, 40 sacks, 60.5 tackles for loss and eight forced fumbles. Following the 2019 season, he transferred to Ferris State from Grand Valley State where he played in eight games, recording 13 tackles and one sack.
- As a senior (2022), started in 15 games at Ferris State and recorded 93 tackles, 25.5 sacks, 39 tackles for loss and three forced fumbles. His 25.5 sacks set an NCAA single-season record. He also tied the NCAA record with 39 tackles for loss while helping Ferris State to repeat as DII national champions. He became the first DII player ever to win the Ted Hendricks Award, given to the nation's top defensive end. Murphy was named GLIAC Player of the Year, won the Gene Upshaw Award, given to the best DII lineman and received the Cliff Harris award as the nation's small college defensive player of the year.
- As a junior (2021), appeared in 14 games and recorded 63 tackles, 14.5 sacks, 21.5 tackles for loss, five forced fumbles and one interception while helping lead his team to the DII championship. He was named the GLIAC Defensive Lineman of the Year.
- As a sophomore (2020), his season was cancelled due to COVID-19. Transferred to Ferris State from Grand Valley State following the 2019 season.
- As a redshirt freshman (2019), appeared in eight games recording 13 tackles and one sack for Grand Valley State.
- Redshirted in 2018.
- Graduated with a degree in criminal justice from Ferris State in December of 2022.

PERSONAL:

- Attended Dowagiac Union (Mich.) High School under coach Mike Stanger. Recorded 97 tackles with 27 tackles for loss and 13 quarterback

sacks with six fumble recoveries as a senior.

- As a junior, posted 86 tackles with 17 tackles for loss, 15 sacks and four fumble recoveries.
- Scored a touchdown six different ways during his final season (receiving, rushing, passing, interception, fumble recovery, punt return).
- Garnered all-region, all-league and all-state recognition each of his final two seasons. Was a three-year letterwinner.
- Active in football, basketball, wrestling, baseball and tack and field.
- His brother, Cailyn, was a fellow Ferris State football player.
- Son of Tamantha Murphy.
- Follow Murphy on Instagram at @calebamurphy.
- Born Caleb Andrew LaVon Murphy on Dec. 15, 1999 in Niles, Mich.

CALEB MURPHY'S GAME-BY-GAME

2023 Tennessee Titans

Date	Opp	W/L	P/S	Tot	Solo	Asst	Sk	- Yds	QBP	TFL	Int	Yds	-TD	PD	FF	FR	Yds	SpT
Sept 10	@ NO	L	IA															
Sept 17	LAC																	
Sept 24	@ Cle																	
Oct 1	Cin																	
Oct 8	@ Ind																	
Oct 15	Bal																	
Oct 29	Atl																	
Nov 2	@ Pit																	
Nov 12	@ TB																	
Nov 19	@ Jax																	
Nov 26	Car																	

Dec 3	Ind																	
Dec 11	@ Mia																	
Dec 17	Hou																	
Dec 24	Sea																	
Dec 31	@ Hou																	
Jan 6/7	Jax																	
Totals				0-1	0/0	0	0	0	0	0	0.0	0.0	0	0	0	0	0	0

CALEB MURPHY'S NFL STATISTICS

REGULAR SEASON		TACKLES									INTERCEPTIONS					FUMBLES			
Year	Team	GP	GS	Tot	Solo	Asst	Sk	Yds	QBP	TFL	No	Yds	Lg	TD	PD	FF	FR	Yds	SpT
2023	Tennessee	0	0	0	0	0	0.0	0.0	0	0	0	0	0	0	0	0	0	0	0
NFL Totals		0	0	0	0	0	0.0	0.0	0	0	0	0	0	0	0	0	0	0	0

Single-Game Highs

Tackles -

Special Teams Tackles -



O SEAN MURPHY-BUNTING

CORNERBACK • 6'0" • 195 LBS • COLLEGE: CENTRAL MICHIGAN
ACQUIRED: UNRESTRICTED FREE AGENT - 2023 (TB)
NFL EXPERIENCE (NFL/TITANS): 5/1 • HOMETOWN: MACOMB, MICH.
GAMES PLAYED/GAMES STARTED: 54/37 (PLAYOFFS: 6/5)



Super Bowl: 2020

PRO: The Titans entered the 2023 offseason looking to add an experienced piece to their secondary. The club found just that when it signed Super Bowl Champion Sean Murphy-Bunting as an unrestricted free agent on March 21, 2023. The 6-foot, 195-pounder arrived in Tennessee having collected nine total interceptions, including three in the postseason, and 21 passes defensed in four seasons (2019-22) with the Tampa Bay Buccaneers. Murphy-Bunting originally entered the league as a second-round pick of the Buccaneers out of Central Michigan.

CAREER HIGHLIGHTS:

- In 2020, Murphy-Bunting won Super Bowl LV after starting all four postseason contests and collecting 19 tackles and a team-high three interceptions. He also set a career-high with 66 tackles in the regular season.
- Murphy-Bunting recorded an interception in each of his first three career playoff contests, joining Hall of Famers Aeneas Williams (four-consecutive games) and Ed Reed, as well as Jason Sehorn as the only four players in the Super Bowl era with an interception in each of their first three career postseason games.
- In 2019, Murphy-Bunting was selected to the PFWA All-Rookie team after tying for the lead among NFL rookies with three interceptions.

TITANS TIDBITS:

- In 2022, Murphy-Bunting hosted his SMB Champ Camp back home at Chippewa Valley High School. When greeting campers at midfield, Scott Merchant, the head coach at Chippewa Valley, surprised him by retiring his No. 1 jersey. It was the first number to be retired in the school's history.
- Murphy-Bunting attended Central Michigan on a grayshirt offer after receiving zero Division I offers. He made that offer pay off by shining on the field and being named All-Mid-American Conference first team and Central Michigan's Defensive Player of the Year in 2018.
- Murphy-Bunting teamed up with his mother, Kim Murphy, to found Successful Jocks, a non-profit organization dedicated to making a difference in the lives of student-athletes. In 2020, the organization donated \$20,000 in scholarships to two recipients in Michigan and two in the Tampa area. Murphy-Bunting also pledged to donate money back to Successful Jocks for every interception and pass deflection during the 2020 season, and the Buccaneers matched his donation.

CAREER TRANSACTIONS:

- The Macomb, Mich., native was selected by the Tampa Bay Buccaneers in the second round (39th overall) of the 2019 NFL Draft.
- Signed by the Titans as an unrestricted free agent on March 21, 2023.

SEASON RECAPS:

2023 (1/1 - Tennessee):

- At New Orleans (9/10), started at cornerback and notched six tackles and a forced fumble in his Titans debut. Forced a Jamaal Williams fumble that was recovered by the running back late in the fourth quarter.

2022 (12/5, 1/1 - Tampa Bay): Saw action in 12 games with five starts at cornerback and posted 27 tackles, two interceptions, a forced fumble and seven passes defensed. Was inactive for five contests. Started the postseason contest and recorded six tackles.

- Against Kansas City (10/2), intercepted a Patrick Mahomes pass intended for JuJu Smith-Schuster and returned it 33 yards in the fourth quarter.
- Against L.A. Rams (11/6), produced a season-high six tackles, including

a stop for loss.

- Against Carolina (1/1), posted three tackles and intercepted a Sam Darnold pass in the third stanza.
- Against Dallas (1/16), tied a career-best with six tackles in the Wild Card matchup.

2021 (9/8, 1/0 - Tampa Bay): Played in nine games with eight starts at cornerback and notched 42 tackles, three passes defensed and a forced fumble. Placed on injured reserve on Sept. 13 and missed eight games before being designated to return on Nov. 22. Played as a reserve in a Divisional postseason contest and posted four tackles and a fumble recovery. Was inactive for the Wild Card round.

- Against N.Y. Giants (11/22), returned to the lineup and registered seven tackles and a forced fumble.
- At Indianapolis (11/28), notched five tackles and two passes defensed.
- Against Buffalo (12/12), tallied eight tackles in overtime win.
- Against L.A. Rams (1/23), returned to action in Divisional Round matchup, notching four tackles and recovering a fumble to help set up a Buccaneers' touchdown.

2020 (16/13, 4/4 - Tampa Bay): Saw action in all 16 games with 13 starts at cornerback and recorded 66 tackles, three passes defensed, an interception, three stops for loss, a forced fumble and a fumble recovery. Started his first four postseason contests and notched 19 tackles, a team-best three interceptions, a stop for loss and five passes defensed.

- Against Green Bay (10/18), recorded four tackles and a quarterback hit. Was a part of a defense that limited the Packers to just 201 net yards, the fewest allowed by a Buccaneers defense since 2010. Aaron Rodgers posted a quarterback rating of 35.4, the third-lowest single-game mark of his career.
- At N.Y. Giants (11/2), posted his first interception of the season, intercepting a pass from Daniel Jones to help set up a Buccaneers' scoring drive. Also had four tackles and two special teams tackles on Monday Night Football.
- Against L.A. Rams (11/23), tallied a career-high 10 tackles, including a career-best two for loss.
- Against Atlanta (1/3), in the fourth quarter, forced a Calvin Ridley fumble and recovered it, helping set up a Buccaneers' touchdown. Also added six tackles and a pass defensed.
- At Washington (1/9), recorded two tackles and intercepted a pass that was deflected by Kevin Minter, helping set up a Buccaneers' touchdown drive in the Wild Card matchup.
- At New Orleans (1/17), intercepted a pass from Drew Brees in the second quarter, returning it to the New Orleans' three-yard line, helping set up Tampa Bay's first touchdown of the day. Finished Divisional playoff game with five tackles, including a stop for loss and two passes defensed. Joined Ronde Barber as the only players in Bucs franchise history to record postseason interceptions in consecutive contests.
- At Green Bay (1/24/21), intercepted a pass from Aaron Rodgers with 34 seconds remaining in the first half, helping set up Tom Brady's touchdown pass to Scotty Miller. Finished the NFC Championship Game with six tackles.
- Against Kansas City in Super Bowl LV (2/7), recorded six tackles and one pass defensed. Part of a defense that forced Patrick Mahomes into a 52.3 passer rating - the lowest of any game in his career (regular season or postseason) - while holding the Chiefs to just nine points.

2019 (16/10 - Tampa Bay): Named to the Pro Football Writers of America All-Rookie team. Played in all 16 games with 10 starts as a rookie and

recorded 43 tackles, including a stop for loss, a sack, a team-leading three interceptions (one returned for touchdown), eight passes defended and a forced fumble. Also added a tackle on special teams. His three interceptions tied for the most among NFL rookies.

- At New Orleans (10/6), registered his first career interception by picking off Teddy Bridgewater. Added four tackles.
- Against New Orleans (11/17), recorded five tackles and one pass defended.
- At Atlanta (11/24), led the team with nine tackles.
- At Jacksonville (12/1), ended a fourth-quarter Jaguars' drive by intercepting Gardner Minshew II in the end zone to help preserve win.
- At Detroit (12/15), led the team with eight tackles and recorded his first career touchdown when he returned an interception 70 yards for a score in the fourth quarter.
- Against Houston (12/21), recorded his first career sack by dropping Deshaun Watson for a seven-yard loss and his first career forced fumble to go along with four tackles and a pass defended.

COLLEGE:

- Played in 38 career games with 25 starts at Central Michigan (2016-18), totaling 104 tackles, 15 passes defended, nine interceptions, four forced fumbles, 3.5 stops for loss and a fumble recovery.
- As a junior (2018), named first-team All-Mid-American Conference and Chippewas' Defensive Player of the Year after starting 11 of 12 games and recording 37 tackles, five passes defended, three stops for loss, two forced fumbles and a team-leading two interceptions.
- As a sophomore (2017), started all 13 games and registered 49 tackles, five passes defended, five interceptions, two forced fumbles and a fumble recovery. His five interceptions tied for the second-most in the MAC, trailing only teammate Josh Cox.
- As a true freshman (2016), played in all 13 games with one start, notching 18 tackles, five passes defended and two interceptions.

PERSONAL:

- Attended Chippewa Valley (Macomb, Mich.) High School.
- As a senior at Chippewa Valley, he became a two-way football standout as a receiver and defensive back.

• Also played basketball and baseball. Murphy-Bunting initially thought his future as a college athlete would be in baseball.

- Murphy-Bunting grew up in a home with five brothers.
- Follow Murphy-Bunting on Twitter at @seanbunting_.
- Follow Murphy-Bunting on Instagram at @seanmurphybunting.
- Born Sean Bunting on June 19, 1997 in Macomb Township, Mich.

SEAN MURPHY-BUNTING'S NFL STATISTICS

REGULAR SEASON				TACKLES							INTERCEPTIONS					FUMBLES			
Year	Team	GP	GS	Tot	Solo	Asst	Sk	Yds	QBP	TFL	No	Yds	Lg	TD	PD	FF	FR	Yds	SpT
2019	Tampa Bay	16	10	43	36	7	1.0	7.0	1	1	3	88	70t	1	8	1	0	0	1
2020	Tampa Bay	16	13	66	51	15	0.0	0.0	5	3	1	0	0	0	3	1	1	3	4
2021	Tampa Bay	9	8	42	29	13	0.0	0.0	0	1	0	0	0	0	3	1	0	0	1
2022	Tampa Bay	12	5	27	17	10	0.0	0.0	1	1	2	33	33	0	7	1	0	0	4
2023	Tennessee	1	1	6	4	2	0.0	0.0	0	0	0	0	0	0	0	1	0	0	0
NFL Totals		54	37	184	137	47	1.0	7.0	7	6	6	121	70t	1	21	5	1	3	10

PLAYOFFS				TACKLES							INTERCEPTIONS					FUMBLES			
Year	Team	GP	GS	Tot	Solo	Asst	Sk	Yds	QBP	TFL	No	Yds	Lg	TD	PD	FF	FR	Yds	SpT
2020	Tampa Bay	4	4	19	15	4	0.0	0.0	0	1	3	36	36	0	5	0	0	0	0
2021	Tampa Bay	1	0	4	2	2	0.0	0.0	0	0	0	0	0	0	0	0	1	0	0
2022	Tampa Bay	1	1	6	4	2	0.0	0.0	0	0	0	0	0	0	0	0	0	0	0
NFL Totals		6	5	29	21	8	0.0	0.0	0	1	3	36	36	0	5	0	1	0	0

Single-Game Highs

Tackles - 10 vs. L.A. Rams (11/23/20)
 Interceptions - 1 (Six times, last vs. Carolina 1/1/23)
 Passes Defensed - 2 (Four times, last vs. Carolina 1/1/23)
 Quarterback Pressures - 2 at Las Vegas (10/25/20)
 Forced Fumble - 1 (Five times, last at New Orleans 9/10/23)
 Fumble Recovery - 1 vs. Atlanta (1/3/21)

Playoff Single-Game Highs

Tackles - 6 (Three times, last vs. Dallas 1/16/23)
 Interceptions - 1 (Three times, last at Green Bay 1/24/21)
 Passes Defensed - 2 at New Orleans (1/17/21)


Additional Statistics

Touchdowns - 1 (70-yard interception return at Detroit, 12/15/19)



73 JUSTIN MURRAY

OFFENSIVE LINEMAN • 6'5" • 315 LBS • COLLEGE: CINCINNATI
ACQUIRED: FREE AGENT - 2023 • NFL EXPERIENCE (NFL/TITANS): 6/1
HOMETOWN: CINCINNATI, OH.
GAMES PLAYED/GAMES STARTED: 38/20 (PLAYOFFS: 6/0)



PRO: The Titans signed Justin Murray during training camp in 2023 to further bolster the depth and experience of the offensive line. The 6-foot-5-inch, 315-pound tackle was originally signed as a rookie free agent by the Denver Broncos in 2016. Prior to his arrival in Tennessee, the Cincinnati, Ohio, native has played in 37 games with 20 starts for the Oakland Raiders, Arizona Cardinals and Buffalo Bills during his five NFL seasons. He has versatility having started games at guard and tackle. The University of Cincinnati product has also spent time with the Tampa Bay Buccaneers, New Orleans Saints and Cincinnati Bengals.

CAREER HIGHLIGHTS:

- From 2019-21, Murray started 20 games for the Arizona Cardinals, fortifying an offensive line that helped the Cardinals reach the playoffs for the first time since 2015.

TITANS TIDBITS:

- Murray was inducted into his alma mater Sycamore High School Sports Athletics Hall of Fame in 2022. In June 2020, he helped host a virtual football camp for the school during the COVID-19 pandemic.
- His cousin, Rico Murray, played defensive back for the Cincinnati Bengals from 2009-2011.

CAREER TRANSACTIONS:

- The Cincinnati, Ohio, native originally signed with the Denver Broncos as a rookie free agent on May 3, 2016.
- Waived by the Broncos on Sept. 3, 2016 and signed to the team's practice squad a day later.
- Signed by the Broncos to a future's contract on Jan. 2, 2017.
- Waived by the Broncos on Sept. 2, 2017.
- Signed by the Tampa Bay Buccaneers to their practice squad on Sept. 6, 2017.
- Released by the Buccaneers from their practice squad on Nov. 21, 2017.
- Signed by the New Orleans Saints to their practice squad on Dec. 4, 2017.
- Signed by the Cincinnati Bengals to their active roster from the Saints practice squad on Dec. 20, 2017.
- Waived by the Bengals on Sept. 1, 2018.
- Claimed off waivers by Oakland Raiders on Sept. 2, 2018.
- Released by the Raiders on Aug. 31, 2019.
- Claimed off waivers by Arizona Cardinals on Sept. 1, 2019.
- Released by the Cardinals on Aug. 30, 2022.
- Signed by the Buffalo Bills as a free agent on Sept. 27, 2022.
- Released by the Bills on Jan. 12, 2023 and signed to the team's practice squad two days later.
- Released by the Bills from their practice squad on Jan. 30, 2023.
- Signed by Raiders as a free agent on Feb. 3, 2023.
- Released by Raiders on Aug. 1, 2023.
- Signed by the Titans as a free agent on Aug. 5, 2023.
- Released by the Titans on Aug. 31, 2023 and signed to the team's practice squad a day later.

SEASON RECAPS:

2023 (1/0 - Tennessee):

- At New Orleans (9/10), made his Titans debut as a reserve on special teams.

2022 (5/0 - Buffalo): Played in five games as a reserve with the Bills. Was inactive for 12 games and did not play in another contest.

2021 (3/1 - Arizona): Played in three games with one start at right guard for the Cardinals. Was inactive for one game before being placed on injured reserve and missing the final 13 contests.

2020 (13/7 - Arizona): Played 13 games with seven starts at right guard for the NFL's sixth-ranked offense and seventh-ranked rushing attack, helping Arizona gain the third-most total net yards (6,153) and score the fifth-most points (410) in franchise history. Was inactive for three contests.

- Against Detroit (9/27), rotated at guard.
- At Dallas (10/19), started at right guard and played every snap in a Monday Night rout that saw the Cardinals put up a season-high 38 points and 261 rushing yards.
- Against Seattle (10/25), started at right guard for the Cardinals in a Sunday Night win that saw the Arizona offense gain 519 total yards and did now allow a sack or QB hit on 48 pass plays.
- Against Philadelphia (12/20), started at right guard during a win where quarterback Kyler Murray passed for a career-high 406 yards and three touchdowns and the Cardinals offensive gained a season-high 526 total net yards.

2019 (14/12 - Arizona): Played 14 games with 12 starts at right tackle for the NFL's 10th-ranked rushing offense (1,990 yards) in 2019 that averaged a single-season franchise-record 5.03 yards per carry (second in the NFL). Was inactive for two contests.

- Against Detroit (9/8), seven days after being claimed off waivers, started at right tackle and played every offensive snap in his Cardinals debut.
- At Cincinnati (10/6), started for a group that produced the first trio of Cardinals to each rush for 60+ yards since 1975 (Murray 93, David Johnson 91, Chase Edmonds 68).

2018 (2/0 - Oakland): Saw action in two games as a reserve with the Raiders. Was inactive for 14 contests.

2017 (0/0 - Tampa Bay; 0/0 - New Orleans; 0/0 - Cincinnati): Spent the first 10 weeks of the season on the Buccaneers' practice squad before being released on Nov. 21. Signed by the Saint to their practice squad on Dec. 4 and spent two contests in that capacity before being signed to the Cincinnati Bengals' active roster on Dec. 20. Was inactive for two games with the Bengals.

2016 (0/0 - Denver): Spent the entire season on the Broncos' practice squad.

COLLEGE:

- Played in 33 games with 13 starts at the University of Cincinnati.
- As a senior (2015), started all 12 games for an offense that ranked fifth nationally in total offense (559.4 yards per game), fourth nationally in passing offense (373.1 yards per game) and fourth in the AAC in rushing offense (186.2 yards per game).
- As a junior (2014), played in 13 games and was apart of an offense that gained the second highest yardage total in school history (5,982). The Bearcats offensive line surrendered only 16 sacks, second in the AAC.
- Appeared in seven total games between his sophomore and freshman seasons after redshirting as a true freshman.
- Majored in criminal justice at Cincinnati.

PERSONAL:

- Attended Sycamore (Montgomery, Ohio) High School.

- Participated in football and track & field in high school. Holds the school and conference shot put record.
- Son of Vikki Murray.
- Born Justin Murray on April 19, 1993 in Cincinnati, Ohio.

JUSTIN MURRAY'S NFL STATISTICS

REGULAR SEASON

Year	Team	GP	GS
2017	Cincinnati	0	0
2018	Oakland	2	0
2019	Arizona	14	12
2020	Arizona	13	7
2021	Arizona	3	1
2022	Buffalo	5	0
2023	Tennessee	1	0
NFL Totals		38	20

Starts Breakdown:

2019 - RT 12; 2020 - RG 7; 2021 - RG 1



67 XAVIER NEWMAN

CENTER/GUARD • 6'2" • 297 LBS • COLLEGE: BAYLOR
ACQUIRED: FREE AGENT - 2022 • NFL EXPERIENCE (NFL/TITANS): 1/1
HOMETOWN: DESOTO, TEXAS
GAMES PLAYED/GAMES STARTED: 1/0 (PLAYOFFS: 0/0)



PRO: The Titans signed offensive lineman Xavier Newman as an undrafted free agent following the 2022 NFL Draft. He spent the majority of his rookie campaign on the practice squad and appeared in one game as a reserve. The 6-foot-2-inch, 297-pounder appeared in 47 games with 37 starts over five seasons at Baylor (2017-21). The Desoto, Texas, native possesses versatility, having made 28 starts at left guard, eight at right guard, and one contest at center. Newman earned Big 12 honorable mention recognition as a senior.

TITANS TIDBITS:

- While at Baylor, Newman served on mission trips to Puerto Rico (May 2018), and South Africa (May 2019). "Those two mission trips to Puerto Rico and South Africa changed my life," Newman said. "Those were the first times for me to be out of the country. Knowing we have it real good here compared to other people in other countries, it doesn't faze them that they don't have as much. We take for granted what we have, so that was a real big eye opener for me."
- A versatile lineman, Newman played left guard, center, and right guard while in college. "Honestly for me, it's really not that hard," Newman said. "I just take the approach to learn all three positions from the beginning, no matter what spot I'm at. Once the coaches tell me 'Hey I need you to go there,' I'm like 'I got you coach, it's cool.' I've already taken the time out to learn all three different positions."
- In the future, Newman wants to coach high school football in his home state of Texas and impact younger players the way past coaches have impacted him.

CAREER TRANSACTIONS:

- The Desoto, Texas, native originally signed with the Titans as a rookie free agent following the 2022 NFL Draft.
- Waived by the Titans on Aug. 30, 2022 and signed to the team's practice squad a day later.
- Signed by the Titans to the active roster from their practice squad on Dec. 23, 2022.

SEASON RECAPS:

2023 (0/0):

- At New Orleans (9/10), dressed but did not see action.

2022 (1/0): Saw action as a reserve in one contest as a rookie. Did not play in two games. Spent the first 14 games on the Titans' practice squad.

- Against Houston (12/24), dressed but did not play.
- Against Dallas (12/29), made his NFL debut as a reserve at guard late in the fourth quarter.
- At Jacksonville (1/7), dressed but did not play.

COLLEGE:

- Appeared in 47 games with 37 starts over five seasons at Baylor (2017-21) and made 28 starts at left guard, eight at right guard, and started one contest at center.
- As a graduate (2021), started all 14 games at left guard and helped pave the way for Baylor to average 219.3 rushing yards per game, ranking 10th nationally. Earned Big 12 honorable mention recognition.
- As a senior (2020), played in five games with four starts. Made three starts at left guard and one start at center.
- As a junior (2019), saw action in 10 games and made eight starts at right guard.
- As a sophomore (2018), appeared in seven games with three starts at left

guard.

- As a freshman (2017), played in 11 games with eight starts at left guard.
- Graduated from Baylor in May 2021 with a degree in health, kinesiology and leisure studies.

PERSONAL:

- Attended Desoto (Texas) High School where he earned first team Class 6A all-state recognition as a senior after leading his team to a 16-0 record and a DII state championship.
- Ranked as the No. 37 prospect by ESPN, No. 49 by 247Sports, and No. 64 by Scout prospect in the state of Texas.
- Son of Michelle and Leon Brigham and the late Roderick Newman.
- Follow Newman on Twitter at @xaviernewman55 and on Instagram at @xaviernewman_.
- Born Xavier Newman on Aug. 4, 1999 in Desoto, Texas.

XAVIER NEWMAN'S NFL STATISTICS

REGULAR SEASON

Year	Team	GP	GS
2022	Tennessee	1	0
2023	Tennessee	0	0
NFL Totals		1	0



85 CHIG OKONKWO

TIGHT END • 6'3" • 238 LBS • COLLEGE: MARYLAND
ACQUIRED: 4TH ROUND - 2022 • NFL EXPERIENCE (NFL/TITANS): 2/2
HOMETOWN: POWDER SPRINGS, GA.
GAMES PLAYED/GAMES STARTED: 18/9 (PLAYOFFS: 0/0)



PRO: The Titans selected Chig Okonkwo ("CHIGG oh-KAHN-kwoh") in the fourth round (143rd overall) of the 2022 NFL Draft to bring both receiving athleticism and blocking ability to the tight ends unit. During his rookie season, the 6-foot-3-inch, 238-pounder appeared in all 17 games with eight starts and totaled 32 receptions for 450 yards and three touchdowns. His yardage total ranked second on the team and established a new record for franchise rookie tight ends. He was named to the Pro Football Writers of America All-Rookie team. The Powder Springs, Ga., native appeared in 37 games with 20 starts over four seasons (2018-21) at Maryland and caught 77 passes for 717 yards and eight touchdowns. Okonkwo also added three carries for 72 yards and three touchdowns, including a career-long rush of 54 yards.

CAREER HIGHLIGHTS:

- As a rookie in 2022, Okonkwo was named to the Pro Football Writers of America All-Rookie team. He saw action in all 17 games and totaled 32 receptions for 450 yards with three touchdowns. His yardage total ranked second on the team and established a new record for franchise rookie tight ends.
- In 2021, Okonkwo's 52 receptions ranked second-most by a tight end in a single season in Maryland history, behind only Frank Wycheck (58; 1990). Okonkwo's 447 receiving yards were the most by a Terps tight end since Vernon Davis (871; 2005).

TITANS TIDBITS:

- Okonkwo's father, Charlton, passed away of a heart attack when Okonkwo was 15. According to his mother, Isioma, who emigrated from Nigeria, "In our culture, the boys, even if they're young or not, they're always considered more important. When my husband passed, the people who came let him know that he's the man and now he has the responsibility to take care of his mom and his sisters." According to Okonkwo, "In our culture, [being] the man in the house is a really big deal. As the only male, I was the one giving my mom support."
- Okonkwo sat out the 2020 season with myocarditis due to COVID.
- Okonkwo is a cat lover and has a feline named Sage.
- Okonkwo and his two sisters played tennis growing up at the encouragement of their father. Okonkwo played from the time he was five or six until he was 12.
- He was a member of the Big Ten's Anti-Hate and Anti-Racism Coalition.
- In his free time, Okonkwo enjoys watching anime.

CAREER TRANSACTIONS:

- The Powder Springs, Ga., native was selected by the Titans in the fourth round (143rd overall) of the 2022 NFL Draft.

SEASON RECAPS:

2023 (1/1):

- At New Orleans (9/10), started at tight end.

2022 (17/8): Named to the Pro Football Writers of America All-Rookie team. Played in all 17 games with eight starts and set a franchise rookie tight end record and ranked second on the team with 450 receiving yards. Ranked fifth on the squad with 32 receptions. Added three receiving touchdowns. Tied for fifth on the team with seven special teams tackles. Rushed three times for two yards. Okonkwo was one of the NFL's most productive tight ends during the second half of his rookie season. From Week 9 through the end of the season, his 398 receiving yards ranked fifth in the NFL. Led or tied for the team lead in receptions three times in 2022

(at PHI, vs. JAX, at LAC). Led the team in receiving yards four times in 2022 (at IND, at KC, at PHI, at JAX). Led or tied for the team lead in special teams tackles twice in 2022 (at PHI, vs. HOU).

- Against N.Y. Giants (9/11), made his NFL debut as a reserve at tight end and registered his first career reception for 11 yards in the fourth quarter.
- At Indianapolis (10/2), made his first career start at tight end and led the team with 38 receiving yards on three catches, including his first career touchdown grab. Set up the Titans' second touchdown with a 23-yard grab down the left sideline. Increased the Titans' lead to 24-3 with an eight-yard touchdown grab over the middle in the second quarter. Sealed the victory with a seven-yard grab on third-and-four late in the fourth quarter allowing the Titans to run out the clock.
- At Kansas City (11/6), started at tight end and led the team with 48 receiving yards. Snared a reception on a tight end screen and raced 48 yards on the Titans' first play from scrimmage. Helped flip field position by keeping a 57-yard punt out of the end zone that was then downed at the Kansas City three-yard line late in the second quarter.
- Against Denver (11/13), started at tight end and snared a 41-yard reception. Extended the Titans' final scoring drive with a 41-yard catch-and-run reception to the Broncos' 20-yard line on third-and-four in the fourth quarter.
- At Philadelphia (12/4), led the team with four receptions and 68 receiving yards. Tied for the team lead with two special teams tackles on coverage units. Set up a Titans' field goal with a 41-yard catch-and-run reception in the second quarter.
- Against Jacksonville (12/11), played as a reserve at tight end and led the team with six catches for 45 yards with a touchdown. Gave the Titans' a 14-7 lead with a 10-yard touchdown reception late in the first quarter. Snared a two-point conversion in the fourth quarter.
- At L.A. Chargers (12/18), started at tight end and tied for the team lead with four receptions for 54 yards. Registered a special teams tackle. Set up the Titans' final touchdown with a 28-yard reception down to the Chargers' 21-yard line in the fourth quarter.
- At Jacksonville (1/7), started at tight end and tied for the team lead with four catches for a team-best 42 receiving yards with a touchdown. Extended the Titans' opening scoring drive with a 10-yard grab on third-and-two in the first stanza. Gave the Titans a 10-0 advantage with a 21-yard touchdown with an over-the-shoulder grab in the end zone in the second quarter.

COLLEGE:

- In four seasons at Maryland (2018-21), Okonkwo appeared in 37 games with 20 starts and tallied 77 receptions for 717 yards and eight touchdowns, and added three carries for 72 yards and three scores, including a career-long rush of 54 yards. Did not play during the 2020 season because of myocarditis due to COVID.
- As a senior (2021), started all 13 games and posted career-high marks with 52 catches for 447 yards and a team-leading five touchdowns. His 52 receptions ranked second-most by a tight end in a single season in Maryland history behind only Frank Wycheck (58; 1990), and his 447 receiving yards were the most by a Terps tight end since Vernon Davis (871; 2005).
- As a junior (2020), sat out the season with myocarditis due to COVID.
- As a sophomore (2019), appeared in all 12 games with three starts and tallied 19 catches for 201 yards and two touchdowns. Ranked second on the squad in receptions and third on the team in receiving yards.
- As a freshman (2018), saw action in 12 contests and made four starts. Amassed six catches for 69 yards and a score, and rushed three times for

72 yards and three touchdowns, including a career-long rush of 54 yards.

- Graduated from Maryland in May 2021 with a degree in kinesiology and also pursued a graduate degree in technology entrepreneurship.

PERSONAL:

- Attended Hillgrove (Ga.) High School where he was a consensus three-star recruit.
- Also competed in basketball and track and field (triple jump).
- He has two older sisters.
- Son of the late Charlton and Isioma Okonkwo.
- Follow Okonkwo on Instagram at @Chig and on Twitter at @ChigTweets.
- Born Chigoziem Charlton Okonkwo on Sept. 8, 1999 in Powder Springs, Ga.

CHIG OKONKWO'S GAME-BY-GAME

2022 Tennessee Titans										2023 Tennessee Titans									
				RECEIVING										RECEIVING					
Date	Opp.	W/L	P/S	No	Yds	Avg	Lg	TD		Date	Opp.	W/L	P/S	No	Yds	Avg	Lg	TD	
Sept 11	NYG	L	p	1	11	11.0	11	0		Sept 10	@ NO	L	S	0	0	-	0	0	
Sept 19	@ Buf	L	p	0	0	-	0	0		Sept 17	LAC								
Sept 25	LV	W	p	0	0	-	0	0		Sept 24	@ Cle								
Oct 2	@ Ind	W	S	3	38	12.7	23	1		Oct 1	Cin								
Oct 9	@ Was	W	p	0	0	-	0	0		Oct 8	@ Ind								
Oct 23	Ind	W	S	0	0	-	0	0		Oct 15	Bal								
Oct 30	@ Hou	W	p	1	3	3.0	3	0		Oct 29	Atl								
Nov 6	@ KC	L	S	1	48	48.0	48	0		Nov 2	@ Pit								
Nov 13	Den	W	S	1	41	41.0	41	0		Nov 12	@ TB								
Nov 17	@ GB	W	S	1	31	31.0	31	0		Nov 19	@ Jax								
Nov 27	Cin	L	p	3	35	11.7	17	0		Nov 26	Car								
Dec 4	@ Phi	L	p	4	68	17.0	41	0		Dec 3	Ind								
Dec 11	Jax	L	p	6	45	7.5	15	1		Dec 11	@ Mia								
Dec 18	@ LAC	L	S	4	54	13.5	28	0		Dec 17	Hou								
Dec 24	Hou	L	p	1	10	10.0	10	0		Dec 24	Sea								
Dec 29	Dal	L	S	3	24	8.0	12	0		Dec 31	@ Hou								
Jan 7	@ Jax	L	S	3	42	14.0	21t	1		Jan 6/7	Jax								
Totals		7-10	17/8	32	450	14.1	48	3		Totals		0-1	1/0	0	0	-	0	0	

CHIG OKONKWO'S NFL STATISTICS

REGULAR SEASON				RECEIVING						RUSHING				
Year	Team	GP	GS	No	Yds	Avg	Lg	TD	Att	Yds	Avg	Lg	TD	
2022	Tennessee	17	8	32	450	14.1	48	3	3	2	0.7	6	0	
2023	Tennessee	1	0	0	0	-	0	0	0	0	-	0	0	
NFL Totals		18	8	32	450	14.1	48	3	3	2	0.7	6	0	

Single-Game Highs

- Receptions - 6 vs. Jacksonville (12/11/22)
- Receiving Yards - 68 at Philadelphia (12/4/22)
- Long Reception - 48 at Kansas City (11/6/22)
- Receiving Touchdowns - 1 (Three times, last at Jacksonville (1/7/23))

Additional Statistics

Special Teams Tackles - 7 (2022)



92 JAYDEN PEEVY

DEFENSIVE END • 6'5" • 308 LBS • COLLEGE: TEXAS A&M
ACQUIRED: FREE AGENT - 2022 • NFL EXPERIENCE (NFL/TITANS): 1/1
HOMETOWN: BELLAIRE, TEXAS
GAMES PLAYED/GAMES STARTED: 1/0 (PLAYOFFS: 0/0)



PRO: The Titans signed Jayden Peevy as a rookie free agent following the 2022 NFL Draft. The 6-foot-5-inch, 308-pounder appeared in 58 games with 24 starts over five seasons at Texas A&M (2017-21) and totaled 137 career tackles, 19 tackles for loss, 7.5 sacks, one interception, eight passes defended, one forced fumble, one fumble recovery and four blocked kicks. The Bellaire, Texas, native was waived by the Titans during 2022 roster cuts and signed to the practice squad the following day. He was activated to the active roster for one game as a reserve on the defensive front.

TITANS TIDBITS:

- Peevy began playing football as a junior in high school.
- In high school, Peevy was receiving collegiate offers from smaller schools for basketball, as a 6-foot-6-inch, 250-pound player, but felt that because of his size, he would truly excel playing football.

CAREER TRANSACTIONS:

- The Bellaire, Texas, native was originally signed by the Titans as a rookie free agent following the 2022 NFL Draft.
- Waived by the Titans on Aug. 30, 2022 and signed to the team's practice squad a day later.
- Activated from the practice squad to the active roster standard elevation on Dec. 29, 2022.

SEASON RECAPS:

2023 (0/0):

- At New Orleans (9/10), was inactive.

2022 (1/0): Played in one game as a reserve on the defensive line. Spent 16 games on the Titans' practice squad.

- Against Dallas (12/29), made his NFL debut as a reserve on the defensive front.

COLLEGE:

- Appeared in 58 games with 24 starts over five seasons at Texas A&M (2017-21) and totaled 137 career tackles, 19 tackles for loss, 7.5 sacks, one interception, eight passes defended, one forced fumble, one fumble recovery and four blocked kicks.
- As a redshirt senior (2021), started all 11 games and posted a career-high 43 tackles and six tackles for loss. Added two sacks, one interception, a career-best four passes defended and one forced fumble. Earned SEC Defensive Lineman of the Week honors after the team's win over Colorado, amassing seven tackles and one interception. Awarded the program's Defensive Mr. Dependable Award.
- As a senior (2020), started all 10 games and recorded 34 tackles, five tackles for loss, one sack, one pass defended and one fumble recovery. Named SEC Defensive Lineman of the Week for his performance against Mississippi State.
- As a junior (2019), saw action in 12 games and made three starts. Tallied 34 tackles, five tackles for loss, a career-high 2.5 sacks, one pass defended and one blocked extra point attempt.
- As a sophomore (2018), appeared in all 13 games and notched nine tackles, two tackles for loss, one sack, one pass defended and two blocked field goals.
- As a freshman (2017), played in 12 contests and posted 17 tackles, one tackle for loss, one sack, one pass defended and one blocked kick.
- Graduated from Texas A&M with a degree in youth development.

PERSONAL:

- Attended Bellaire (Texas) High School where he tallied 77 tackles and 10

sacks as a senior in 2016.

- Tabbed as a four-star recruit by Scout and Rivals and a three-star recruit by PrepStar and ESPN.
- Began playing football as a junior in high school.
- Also played basketball.
- Has two brothers, Brandon Joseph and Trevor Peevy, and one sister, Marché Peevy.
- Follow Peevy on Twitter and Instagram at @jaydenpeevy.
- Born Jayden Peevy on Sept. 3, 1999 in Bellaire, Texas.

JAYDEN PEEVY'S GAME-BY-GAME

2022 Tennessee Titans

Date	Opp	W/L	P/S	Tot Solo	Asst	Sk	- Yds	QBP	TFL	Int - Yds	-TD	PD	FF	FR - Yds	SpT
Sept 11	NYG	L	PS												
Sept 19	@ Buf	L	PS												
Sept 25	LV	W	PS												
Oct 2	@ Ind	W	PS												
Oct 9	@ Was	W	PS												
Oct 23	Ind	W	PS												
Oct 30	@ Hou	W	PS												
Nov 6	@ KC	L	PS												
Nov 13	Den	W	PS												
Nov 17	@ GB	W	PS												
Nov 27	Cin	L	PS												
Dec 4	@ Phi	L	PS												
Dec 11	Jax	L	PS												
Dec 18	@ LAC	L	PS												
Dec 24	Hou	L	PS												
Dec 29	Dal	L	p	0	0	0	0.0	0.0	0	0	0	0	0	0	0
Jan 7	@ Jax	L	PS												
Totals			7-10 1/0	0	0	0	0.0	0.0	0	0	0	0	0	0	0

2023 Tennessee Titans

Date	Opp	W/L	P/S	Tot Solo	Asst	Sk	- Yds	QBP	TFL	Int - Yds	-TD	PD	FF	FR - Yds	SpT
Sept 10	@ NO	L	IA												
Sept 17	LAC														
Sept 24	@ Cle														
Oct 1	Cin														
Oct 8	@ Ind														
Oct 15	Bal														
Oct 29	Atl														
Nov 2	@ Pit														
Nov 12	@ TB														
Nov 19	@ Jax														
Nov 26	Car														
Dec 3	Ind														
Dec 11	@ Mia														
Dec 17	Hou														
Dec 24	Sea														
Dec 31	@ Hou														
Jan 6/7	Jax														
Totals			0-1 0/0	0	0	0	0.0	0.0	0	0	0	0	0	0	0

JAYDEN PEEVY'S NFL STATISTICS

REGULAR SEASON

Year	Team	REGULAR SEASON		TACKLES							INTERCEPTIONS					FUMBLES			
		GP	GS	Tot	Solo	Asst	Sk	Yds	QBP	TFL	No	Yds	Lg	TD	PD	FF	FR	Yds	SpT
2022	Tennessee	1	0	0	0	0.0	0.0	0	0	0	0	0	0	0	0	0	0	0	0
2023	Tennessee	0	0	0	0	0.0	0.0	0	0	0	0	0	0	0	0	0	0	0	0
NFL Totals		1	0	0	0	0.0	0.0	0	0	0	0	0	0	0	0	0	0	0	0

Single-Game Highs

- Tackles -
- Sacks -
- Tackles for Loss -
- Passes Defensed -



95 KYLE PEKO

DEFENSIVE TACKLE • 6'1" • 305 LBS • COLLEGE: OREGON STATE
ACQUIRED: FREE AGENT - 2023
NFL EXPERIENCE (NFL/TITANS): 5/2 • HOMETOWN: LA HABRA, CALIF.
GAMES PLAYED/GAMES STARTED: 30/4 (PLAYOFFS: 1/0)



PRO: Kyle Peko rejoined the Titans during the 2023 training camp to add depth to the defensive line rotation after spending last season with the Las Vegas Raiders. The 6-foot-1-inch, 305-pounder has appeared in 29 regular season games with three starts and amassed 34 tackles during five NFL seasons (2016-22). In addition to Tennessee and Las Vegas, Peko has spent time with the Denver Broncos, Buffalo Bills and Indianapolis Colts. The La Habra, Calif., native originally signed with the Broncos as an undrafted free agent following the 2016 NFL Draft.

CAREER HIGHLIGHTS:

- In 2021, Peko appeared in eight games and started a career-high three contests for the Titans and registered 10 tackles, two sacks, five quarterback pressures, two stops of loss and a forced fumble.

TITANS TIDBITS:

- Peko is athletic for his size and is able to do a backflip.
- Peko is the younger cousin of nose tackle Domata Peko, who was drafted by the Cincinnati Bengals in 2006 and the two became teammates on the Denver Broncos in 2017.
- In his spare time, Peko enjoys playing cards with his friends and spending time with his family, including his son, Kai, and daughter, Evangeline.

CAREER TRANSACTIONS:

- The La Habra, Calif., native originally signed with the Denver Broncos as a college free agent following the 2016 NFL Draft.
- Waived by the Broncos on Sept. 20, 2016 and signed to the team's practice squad two days later.
- Signed by the Broncos to the team's active roster off of the practice squad on Dec. 28, 2016.
- Waived by the Broncos on Sept. 2, 2017.
- Signed by the Broncos on Sept. 3, 2017.
- Waived by the Broncos on Sept. 9, 2017.
- Signed by the Broncos to their practice squad on Sept. 12, 2017.
- Signed by the Broncos to the team's active roster off of the practice squad Sept. 16, 2017.
- Waived by the Broncos on Oct. 21, 2017.
- Signed by the Broncos to the team's practice squad on Oct. 24, 2017.
- Signed by the Broncos to the team's active roster off of the practice squad on Nov. 25, 2017.
- Waived by the Broncos on Sept. 1, 2018 and added to the practice squad a day later.
- Waived by the Broncos on Sept. 11, 2018.
- Signed by the Buffalo Bills to the team's practice squad on Sept. 12, 2018.
- Signed by the Bills to the team's active roster off of the practice squad on Dec. 31, 2018.
- Waived by the Bills on Aug. 31, 2019.
- Signed by the Bills to the team's practice squad on Sept. 1, 2019.
- Signed by the Bills to the team's active roster off of the practice squad Sept. 24, 2019.
- Waived by the Bills on Nov. 2, 2019.
- Claimed by the Indianapolis Colts off waivers from the Bills on Nov. 4, 2019.
- Waived by the Colts on Nov. 9, 2019.
- Signed by the Colts to the team's practice squad on Nov. 11, 2019.
- Signed to the Broncos active roster off of the Colts practice squad on Dec. 14, 2019.
- Waived by the Broncos on Feb. 18, 2021.
- Signed by the Titans on July 26, 2021.

- Waived injured by the Titans on Sept. 4, 2021
- Signed by the Titans to the team's practice squad on Oct. 13, 2021.
- Activated from the practice squad to the active roster standard elevation on Nov. 13, 2021.
- Signed by the Titans to their active roster from the practice squad on Nov. 17, 2021.
- Signed by the Las Vegas Raiders as an unrestricted free agent on March 23, 2022.
- Waived by the Raiders on Aug. 30, 2022.
- Signed by the Raiders to the team's practice squad on Sept. 5, 2022.
- Waived by the Raiders on Sept. 13, 2022.
- Signed by the Raiders to the team's practice squad on Oct. 26, 2022.
- Activated from the practice squad to the active roster standard elevation Nov. 12, 2022.
- Activated from the practice squad to the active roster standard elevation Nov. 26, 2022.
- Activated from the practice squad to the active roster standard elevation Dec. 3, 2022.
- Signed by the Raiders to their active roster from the practice squad on Dec. 6, 2022.
- Waived by the Raiders on Aug. 13, 2023.
- Signed by the Titans on Aug. 14, 2023.
- Waived by the Titans on Aug. 29, 2023 and added to the practice squad a day later.

SEASON RECAPS:

2023 (1/1 - Tennessee):

- At New Orleans (9/10), started on the defensive front and notched two tackles.

2022 (8/0 - Las Vegas): Saw action in eight games and registered 11 tackles and one pass defended. Spent seven weeks on the practice squad but was elevated for three games during that time. Signed to the active roster from the practice squad on Dec. 6, 2022.

- At Seattle (11/27), was activated from the practice squad and recorded two tackles in the overtime victory.
- Against New England (12/18), tallied a career-high four tackles.

2021 (8/3, 1/0 - Tennessee): Saw action in eight games with three starts and registered 10 tackles, two sacks, five quarterback pressures, two stops for loss and a forced fumble. Spent four weeks on the team's practice squad after being signed as a free agent on Oct. 13. Played as a reserve in the postseason contest and posted two tackles, including a half sack and a quarterback pressure. Tied for the team lead in sacks twice in 2021 (vs. MIA, at HOU). Made his first career NFL start at New England (11/28/21).

- Against New Orleans (11/14), made his Titans debut as a reserve on the defensive front and collected a career-high three tackles with a quarterback pressure.
- Against Houston (11/21), saw action as a reserve on the defensive front.
- At New England (11/28), made his first career NFL start at nose tackle.
- Against Jacksonville (12/12), saw action as a reserve on the defensive front and posted a quarterback pressure in the shutout victory.
- At Pittsburgh (12/19), started on the defensive front and notched a tackle and a quarterback pressure. Stonewalled Ben Roethlisberger for no gain on a second-and-goal sneak from the one-yard line in the third quarter.
- Against San Francisco (12/23), played as a reserve at nose tackle and tallied two tackles.
- Against Miami (1/2), saw action as a reserve on the defensive front and notched two tackles, including his first career sack, his first career forced

fumble and a quarterback pressure. Strip-sacked Tua Tagovailoa for a six-yard loss but the fumble was recovered by the Dolphins in the fourth quarter.

- At Houston (1/9), started at nose tackle and compiled two tackles, including a sack, another stop for loss and a quarterback pressure. Dropped Davis Mills for a three-yard sack on the final play of the opening quarter. Combined with David Long Jr. to stop Rex Burkhead for a one-yard loss on a rush off right guard in the second stanza.
- Against Cincinnati (1/22), made his postseason debut as a reserve on the defensive front and registered two tackles, including a half sack and a quarterback pressure. Combined with Zach Cunningham to drop Joe Mixon for a one-yard loss on a rush off left guard in the final stanza. Teamed with Harold Landry III to sack Joe Burrow for a seven-yard loss in the fourth quarter.

2020: Opted out of the season during the COVID-19 pandemic.

2019 (4/0 - Buffalo; 2/0 Denver): Played in four games as a reserve with the Bills and notched four tackles. Spent the first three games of the season on the Bills' practice squad. Waived by the Bills on Nov. 2 and claimed by the Indianapolis Colts off waivers on Nov. 4. Was inactive for one game with the Colts and spent four weeks on the team's practice squad. Signed to the Broncos active roster off of the Colts practice squad on Dec. 14. Appeared in two games with the Bills and registered a tackle. Was inactive for the regular season finale.

2018 (0/0 - Denver; 0/0 - Buffalo): Spent time on the practice squads of the Denver Broncos (first week) and Buffalo Bills (final 15 weeks).

2017 (6/0 - Denver): Saw action in six games with the Broncos tallying six tackles. Was inactive for four games and spent five weeks on the team's practice squad.

- Against N.Y. Jets (12/10), tallied two tackles, which tied his career high.

2016 (1/0 - Denver): Appeared in one game and recorded two tackles with the Broncos. Was inactive for the first two games of the season. Spent weeks 3-15 on the practice squad.

- Made his NFL debut vs. Oakland on Jan. 1, 2017 and finished with two tackles.

COLLEGE:

- Started 12 games during his lone season at Oregon State and posted 45 tackles, two sacks, 4.5 tackles-for-loss, and two blocked kicks.
- Transferred to Oregon State before the 2015 season from Cerritos Community College where he recorded 85 tackles, 11 sacks, and 11.5 tackles for loss over two seasons (2012-2013).
- As a senior (2015), started in 12 games at nose tackle and totaled 45 tackles, two sacks and 4.5 tackles for loss.
- Sat out his junior year (2014) after transferring to Oregon State in September of 2014 from Cerritos Community College.
- As a sophomore (2013), recorded 46 tackles, three sacks and 11.5

tackles for loss at Cerritos Community College.

- As a freshman (2012), tallied 39 tackles and eight sacks
- Majored in human development and family sciences while at Oregon State.

PERSONAL:

- Attended La Habra (Calif.) High School where he earned the League's Lineman of the Year award two years in a row.
- Was listed as the No. 52 top junior college prospect in the nation by Rivals.
- Son of Puna and Michelle Peko.
- Married his wife, Giuliana, in December of 2014 and they have two children, a son, Kai, and a daughter, Evangeline.
- Follow Peko on Instagram at @kyle_pek090.
- Born Kyle Peko on July 23, 1993 in La Habra, Calif.

KYLE PEKO'S GAME-BY-GAME

2016 Denver Broncos

Date	Opp	W/L	P/S	Tot Solo Asst	Sk - Yds	QBP	TFL	Int - Yds -TD	PD	FF	FR - Yds	SpT
Sept 9	Car	W	IA									
Sept 18	IND	W	IA									
Sept 25	@ Cin	W	PS									
Oct 2	@ TB	W	PS									
Oct 9	Atl	L	PS									
Oct 13	@ SD	L	PS									
Oct 24	Hou	W	PS									
Oct 30	SD	W	PS									
Nov 6	@ Oak	L	PS									
Nov 13	@ NO	W	PS									
Nov 27	KC	L	PS									
Dec 4	@ Jax	W	PS									
Dec 11	@ Ten	L	PS									
Dec 18	NE	L	PS									
Jan 1	Oak	W	p	2	2	0	0.0	0.0	0	0	0	0
Totals		9-7	1/0	2	2	0	0.0	0.0	0	0	0	0

2017 Denver Broncos

Date	Opp	W/L	P/S	Tot Solo Asst	Sk - Yds	QBP	TFL	Int - Yds -TD	PD	FF	FR - Yds	SpT
Sept. 11	Lac	W	PS									
Sept. 17	Dal	W	p	0	0	0	0.0	0	0	0	0	0
Sept. 24	@ Buf	L	IA									
Oct. 1	Oak	W	IA									
Oct 15	NYG	L	IA									
Oct. 22	@ Lac	L	PS									
Oct. 30	@ KC	L	PS									
Nov. 5	@ Phi	L	PS									
Nov. 12	NE	L	PS									
Nov. 26	@ Oak	L	PS									
Nov. 26	Oak	L	IA									
Dec. 3	@ Mia	L	p	2	1	1	0.0	0	0	0	0	0
Dec. 10	NYJ	W	p	2	2	0	0.0	0	0	0	0	0
Dec. 14	@ Ind	W	p	0	0	0	0.0	0	0	0	0	0
Dec. 24	@ Was	L	p	1	0	1	0.0	0	0	0	0	0
Dec. 31	KC	L	p	1	1	0	0.0	0.0	0	0	0	0
Totals		5-11	6/0	6	4	2	0.0	0.0	0	0	0	0

2018 Denver Broncos, Buffalo Bills

Date	Opp	W/L	P/S	Tot Solo Asst	Sk - Yds	QBP	TFL	Int - Yds -TD	PD	FF	FR - Yds	SpT
Sept. 9	Sea	W	PS									
Waived by the Broncos on Sept. 11, 2018 and signed to the Bills practice squad on Sept. 12, 2018												
Sept. 16	LAC	L	PS									
Sept. 23	@ Min	W	PS									
Sept. 30	@ GB	L	PS									
Oct 7	Ten	W	PS									
Oct. 14	@ Hou	L	PS									
Oct. 21	@ Ind	L	PS									
Oct. 29	NE	L	PS									
Nov. 4	Chi	L	PS									
Nov. 11	@ NYJ	W	PS									
Nov. 26	Oak	L	PS									
Nov. 25	Jax	W	PS									
Dec. 2	@ Mia	L	PS									
Dec. 9	NYJ	L	PS									
Dec. 16	Det	W	PS									
Dec. 23	@ NE	L	PS									
Totals		6-10	0/0	0	0	0	0.0	0.0	0	0	0	0

2019 Buffalo Bills

Date	Opp	W/L	P/S	Tot Solo Asst	Sk - Yds	QBP	TFL	Int - Yds -TD	PD	FF	FR - Yds	SpT
Sept. 29	NE	L	p	1	1	0	0.0	0.0	0	0	0	0
Oct. 6	@ Ten	W	p	1	0	1	0.0	0.0	0	0	0	0
Oct. 20	Mia	W	p	1	0	1	0.0	0.0	0	0	0	0
Oct. 27	Phi	L	p	1	0	1	0.0	0.0	0	0	0	0
Totals		2-2	4/0	4	1	3	0.0	0.0	0	0	0	0

2019 Denver Broncos

Date	Opp	W/L	P/S	Tot Solo Asst	Sk - Yds	QBP	TFL	Int - Yds -TD	PD	FF	FR - Yds	SpT
Dec. 15	@ KC	L	p	1	0	1	0	0	0	0	0	0
Dec. 22	Det	W	p	0	0	0	0.0	0.0	0	0	0	0
Dec. 29	Oak	W	IA									
Totals		2-1	2/0	1	0	1	0.0	0.0	0	0	0	0

2021 Tennessee Titans

Date	Opp	W/L	P/S	Tot Solo Asst	Sk - Yds	QBP	TFL	Int - Yds -TD	PD	FF	FR - Yds	SpT
Oct 18	Buf	W	PS									
Oct 24	KC	W	PS									
Oct 31	@ Ind	W	PS									
Nov 7	@ LAR	W	PS									
Nov 14	NO	W	p	3	1	2	0.0	0.0	1	0	0	0
Nov 21	Hou	L	p	0	0	0	0.0	0	0	0	0	0
Nov 28	@ NE	L	S	0	0	0	0.0	0	0	0	0	0
Dec 12	Jax	W	p	0	0	0	0.0	0.0	1	0	0	0
Dec 19	@ Pit	L	S	1	1	0	0.0	0.0	1	0	0	0
Dec 23	SF	W	p	2	2	0	0.0	0.0	0	0	0	0
Jan 2	Mia	W	p	2	1	1	1.0	2.0	1	0	0	0
Jan 9	@ Hou	W	S	2	2	0	1.0	3.0	1	2	0	0
Totals		9-3	8/3	10	7	3	2.0	5.0	5	2	0	0

Playoffs

Jan 22	Cin	L	p	2	0	2	0.5	3.5	1	0	0	0
Totals		0-1	1/0	2	0	2	0.5	3.5	1	0	0	0

2022 Las Vegas Raiders

Date	Opp	W/L	P/S	Tot Solo Asst	Sk - Yds	QBP	TFL	Int - Yds -TD	PD	FF	FR - Yds	SpT
Sept. 11	@LAC	L	PS									
Waived by the Raiders on Sept. 13, 2022 and re-signed by the club on Oct. 26, 2022												
Oct. 30	@NO	L	PS									
Nov. 6	@Jax	L	PS									
Nov. 11	Ind	L	p	1	0	1	0.0	0.0	0	0	0	0
Nov. 20	@Den	W	PS									
Nov. 27	@Sea	W	p	2	1	1	0	0	0	0	0	0
Dec. 4	LAC	W	p	0	0	0	0	0	0	0	0	0
Dec. 8	@LAR	L	p	1	1	0	0	0	0	0	0	0
Dec. 18	NE	W	p	4	3	1	0	0	0	0	0	0
Dec. 24	@Pit	L	p	0	0	0	0	0	0	0	0	0
Jan. 1	SF	L	p	3	0	3	0	0	0	0	0	0
Jan. 7	KC	L	p	0	0	0	0	0	0	0	0	0
Totals		4-8	8/0	11	5	6	0	0	0	0	0	0

2023 Tennessee Titans

Date	Opp	W/L	P/S	Tot Solo Asst	Sk - Yds	QBP	TFL	Int - Yds -TD	PD	FF	FR - Yds	SpT
Sept 10	@ NO	L	S	2	0	2	0.0	0.0	0	0	0	0
Sept 17	LAC											
Sept 24	@ Cle											
Oct 1	Cin											
Oct 8	@ Ind											
Oct 15	Bal											
Oct 29	Atl											
Nov 2	@ Pit											
Nov 12	@ TB											
Nov 19	@ Jax											
Nov 26	Car											
Dec 3	Ind											
Dec 11	@ Mia											
Dec 17	Hou											
Dec 24	Sea											
Dec 31	@Hou											
Jan 6/7	Jax											
Totals		0-1	1/1	2	0	2	0.0	0.0	0	0	0	0

KYLE PEKO'S NFL STATISTICS

REGULAR SEASON		TACKLES										INTERCEPTIONS					FUMBLES				
Year	Team	GP	GS	Tot	Solo	Asst	Sk	Yds	QBP	TFL	No	Yds	Lg	TD	PD	FF	FR	Yds	SpT		
2016	Denver	1	0	2	2	0	0.0	0.0	0	0	0	0	0	0	0	0	0	0	0		
2017	Denver	6	0	6	4	2	0.0	0.0	0	0	0	0	0	0	0	0	0	0	0		
2018	DEN/BUF	0	0	Practice Squad										0	0	0	0	0	0	0	0
2019	BUF/DEN	6	0	5	1	4	0.0	0.0	0	0	0	0	0	0	0	0	0	0	0		
2020	Denver	Opt Out - COVID-19										0	0	0	0	0	0	0	0	0	
2021	Tennessee	8	3	10	7	3	2.0	5.0	5	2	0	0	0	0	0	1	0	0	0		
2022	Las Vegas	8	0	11	5	6	0.0	0.0	0	0	0	0	0	0	1	0	0	0	0		
2023	Tennessee	1	1	2	0	2	0.0	0.0	0	0	0	0	0	0	0	0	0	0	0		
NFL Totals		30	4	36	19	17	2.0	5.0	5	2	0	0	0	0	1	1	0	0	0		

PLAYOFFS		TACKLES										INTERCEPTIONS					FUMBLES			
Year	Team	GP	GS	Tot	Solo	Asst	Sk	Yds	QBP	TFL	No	Yds	Lg	TD	PD	FF	FR	Yds	SpT	
2021	Tennessee	1	0	2	0	2	0.5	3.5	1	0	0	0	0	0	0	0	0	0	0	
NFL Totals		1	0	2	0	2	0.5	3.5	1	0	0	0	0	0	0	0	0	0	0	

Single-Game Highs

Tackles - 4 vs. New England (12/18/22)
 Sacks - 1 (Twice, last at Houston (1/9/22))
 Forced Fumbles - 1 vs. Miami (1/2/22)

Playoff Single-Game Highs

Tackles - 2 vs. Cincinnati (1/22/22)
 Sacks - 0.5 vs. Cincinnati (1/22/22)
 Quarterback Pressures - 1 vs. Cincinnati (1/22/22)



75 DILLON RADUNZ

**OFFENSIVE LINEMAN • 6'6" • 301 LBS • COLLEGE: NORTH DAKOTA STATE
ACQUIRED: 2ND ROUND - 2021 • NFL EXPERIENCE (NFL/TITANS): 3/3
HOMETOWN: BECKER, MINN.
GAMES PLAYED/GAMES STARTED: 23/5 (PLAYOFFS: 0/0)**



PRO: The Titans used their second-round selection in the 2021 NFL Draft on offensive lineman Dillon Radunz (pronounced "RAY-dinz"), who brings athleticism and versatility to the position group. During his first two seasons, the 6-foot-6-inch, 301-pounder appeared in 23 games with five starts. A native of Becker, Minn., Radunz declared for the NFL Draft after North Dakota State's lone fall game his senior season, choosing to forego the Bisons' spring football schedule. He started 32 collegiate games at NDSU and was a member of four Missouri Valley Football Conference championship teams and three NCAA Division I football national championships.

CAREER HIGHLIGHTS:

- In 2022, Radunz set a career high with four starts, including two starts at right guard and two starts at left guard.
- In 2021, Radunz logged his first career NFL start at left tackle on Thursday Night Football against San Francisco (12/23).

TITANS TIDBITS:

- Radunz has a long history with the jersey number 75. At Becker (Minn.) High School, No. 75 was passed down from the previous player of the year to him. After he won the player of the year award, he passed it on to the next winner. Then he was issued the number at North Dakota State and later passed it on to his younger brother, Nick.
- The community fellowship program Alcoholics Anonymous has a special place in Radunz's life due to his father's struggles with alcoholism. His father, Jeff, passed away at the age of 45 in an alcohol-related incident when Dillon was 12.
- During the COVID-19 pandemic in 2020-21, Radunz took up golfing and went hog hunting for the first time in Oklahoma. He is also trying to learn how to play the guitar.

CAREER TRANSACTIONS:

- The Becker, Minn., native was selected by the Titans in the second round (53rd overall) of the 2021 NFL Draft.

SEASON RECAPS:

2023 (0/0):

- At New Orleans (9/10), was inactive.

2022 (11/4): Saw action in 11 games with four starts, two at left guard and two at right guard. Also saw action as a reserve at left tackle. Did not play in three games. Placed on injured reserve on Dec. 21 and missed the final three contests.

- At Washington (10/9), made his first start of the season at right guard and helped create running lanes for Derrick Henry to post 102 yards on the ground with two rushing scores.
- Against Indianapolis (10/23), started at right guard and blocked for Derrick Henry to collect 128 yards on the ground.
- At Green Bay (11/17), made his first career start at left guard and blocked for an offense that amassed 408 total yards with four touchdowns.
- Against Cincinnati (11/27), started at left guard.
- At Philadelphia (12/4), played as a reserve at right guard late in the fourth quarter.
- At L.A. Chargers (12/18), played as a reserve at left tackle before leaving the game in the second quarter with an injury.

2021 (12/1, 0/0): Played in 12 games with one start at left tackle during his rookie campaign. Was inactive for five regular season games and the

postseason contest. Made his NFL debut at Seattle (9/19/21). Made his first career NFL start against San Francisco (12/23/21).

- At Seattle (9/19), saw action in his first NFL contest on special teams.
- Against Kansas City (10/24), saw significant action at left guard after Rodger Saffold III left the game with an injury. Played limited snaps at right guard after Nate Davis left the game briefly with an injury. Helped block for an offense that registered 369 total yards while only allowing one sack on 28 pass attempts.
- At Indianapolis (10/31), entered the game at right guard late in the third quarter after Nate Davis left with an injury.
- At L.A. Rams (11/7), saw action on special teams and as an extra tight end in jumbo sets.
- At New England (11/28), played as a reserve at left guard for the final series.
- Against San Francisco (12/23), made his first career NFL start at left tackle. Helped the Titans convert a season-high nine third downs on 16 attempts in the game, while scoring on four of its five possessions in the second half.
- Against Miami (1/2), played as a reserve at left guard late in the fourth quarter.

COLLEGE:

- Played parts of four seasons at North Dakota State and saw action in 33 career games with 32 starts. Was a member of four Missouri Valley Football Conference championship teams and three NCAA Division I football national championships. Selected as a two-time FCS All-American and 2019 consensus first-team pick.
- As a senior (2020), made his 32nd consecutive and final start at left tackle for the Bison in the Oct. 3 season opener. Participated in the 2021 Reese's Senior Bowl.
- As a junior (2019), was a consensus first team All-American by the Associated Press, AFCA, STATS, HERO Sports, FCS Athletic Directors Association, Walter Camp Football Foundation, Phil Steele and Athlon Sports. Named All-Missouri Valley Football Conference first team after starting all 16 games at left tackle. NDSU rushed for a school-record 4,601 yards and ranked fourth in the FCS with 287.6 rushing yards per game.
- As a sophomore (2018), named All-Missouri Valley Football Conference second team after starting all 15 games at left tackle. Selected HERO Sports FCS sophomore All-American.
- As a redshirt freshman (2017), suffered a season-ending injury in the season opener.
- As a true freshman (2016), redshirted.
- Graduated in December 2020 with a bachelor's degree in industrial engineering and management from North Dakota State.

PERSONAL:

- Married to Abbi.
- Attended Becker (Minn.) High School and was a two-year starting left tackle for the back-to-back Minnesota Class 4A state champions in 2014 and 2015. His team went 25-1 over the two title-winning seasons.
- As a senior (2015), was a Top 10 finalist for Mr. Football in Minnesota while helping pave the way for a team that rushed for 3,091 yards and passed for 2,251 yards with 77 touchdowns.
- In 2015, was a team captain and district MVP who earned all-state recognition from the Associated Press, KARE-11 TV and Minnesota Vikings along with all-conference and all-metro honors.
- As a defensive lineman, finished his high school career with 99 solo tackles and 64 assisted tackles, including 14 quarterback sacks.

- Was named all-conference in basketball, where he was a three-year starter.
- Also competed in track and field and was a sixth-place finisher in the shot put at the 2015 Class 2A state meet.
- Has an older sister, Danielle, and a younger brother, Nick, who is an offensive lineman who joined the North Dakota State football program in spring 2020.
- Last name is pronounced RAY-dinz.
- Follow Radunz on Twitter at @DillonRadunz.
- Follow Radunz on Instagram at @dillon.radunz.
- Born Dillon Jeffrey Radunz on March 28, 1998 in St. Cloud, Minn.

DILLON RADUNZ'S NFL STATISTICS

REGULAR SEASON

Year	Team	GP	GS
2021	Tennessee	12	1
2022	Tennessee	11	4
2023	Tennessee	0	0
NFL Totals		23	5

PLAYOFFS


Year	Team	GP	GS
2021	Tennessee	0	0
NFL Totals		0	0

Starts Breakdown:

2021 - LT 1; 2022 - RG - 2, LG - 2

Additional Career Statistics

Misc. Tackles - 1 (2021)



41 OTIS REESE IV

**LINEBACKER • 6'3" • 214 LBS • COLLEGE: MISSISSIPPI
ACQUIRED: FREE AGENT - 2023 • NFL EXPERIENCE (NFL/TITANS): ROOKIE
HOMETOWN: LEESBURG, GA.
GAMES PLAYED/GAMES STARTED: 1/0 (PLAYOFFS: 0/0)**



PRO: The Titans signed Otis Reese IV as a rookie free agent after the 2023 NFL Draft. The 6-foot-3-inch, 214-pounder made the 53-man roster out of training camp and brings a versatile skill set as a defender and also adds value on special teams. The Leesburg, Ga., native played in 25 games with one start over two seasons at Georgia before transferring to Mississippi where he recorded 198 tackles, 10 tackles for loss, 4.5 sacks, two interceptions, eight passes defended, a forced fumble and a fumble recovery in 29 games over three seasons at Mississippi.

TITANS TIDBITS:

• Played safety during his college career, but made the transition to linebacker once he arrived with the Titans.

CAREER TRANSACTIONS:

• The Leesburg, Ga., native was signed by the Titans as an undrafted free agent on May 12, 2023.

SEASON RECAPS:

2023 (1/0): Made his NFL debut at New Orleans (9/10/23).

• At New Orleans (9/10), played as a reserve on special teams and notched a special teams stop in his first career NFL contest.

COLLEGE:

• Played in 29 games with 27 starts over three seasons at Mississippi and recorded 198 tackles, 10 tackles for loss, 4.5 sacks, two interceptions, eight passes defended, a forced fumble and a fumble recovery. Transferred to Mississippi from Georgia following the 2019 season. Saw action in 25 games with one start over two seasons at Georgia and recorded 16 tackles.

• As a graduate (2022), started all 11 games and finished second on the team with 84 total tackles, with eight coming for a loss. Added three sacks, one interception, one fumble recovery and four passes defended.

• As a senior (2021), started in all 13 games in the secondary. Recorded 90 tackles, two tackles for loss, 1.5 sacks and one forced fumble. Helped Ole Miss defense hold eight opponents to 21 points or less.

• As a junior (2020), was ineligible to play due to transfer rules until the final three games of the season. Started at the star position in all three games he was eligible and finished with 24 tackles, an interception and two passes defended. Transferred to Mississippi from Georgia following the 2019 season.

• As a sophomore (2019), appeared in 14 games for the Bulldogs and recorded three tackles.

• As a freshman (2018), played in 11 games with one start and recorded 13 tackles at Georgia.

• Graduated with a degree in multi-disciplinary studies from Mississippi in May 2023.

PERSONAL:

• Was a consensus 4-star prospect coming out of Lee County (Ga.) High School and was ranked as the No. 5 outside linebacker nationally, No. 87 overall prospect nationally and the No. 12 prospect in Georgia by 247Sports.

• Helped lead Lee County to a 14-1 season and the GHSA Class 6A Title as a senior in 2017. Named to the USA Today 2017 All-USA Georgia first team defense

• Honored as the 2017 Class 6A Defensive Player of the Year by both the Atlanta Journal-Constitution and the Georgia Sports Writers Association, in addition to being named a member of the 2017 All-State Class 6A first team defense by both the AJC and GSWA

- Played a wide range of defensive positions.
- Named an all-state first team defensive back by both the AP and AJC in 2016. Recorded 65 tackles, 10 stops for loss, as well as five sacks and three interceptions as a junior.
- Son of Otis Reese and Tonya Jamison.
- Follow Reese on Instagram at @otreese.
- Born Otis Sylvester Reese IV on July 2, 1998 in Leesburg, Ga.

OTIS REESE IV'S GAME-BY-GAME

2023 Tennessee Titans

Date	Opp	W/L	P/S	Tot	Solo	Asst	Sk	- Yds	QBP	TFL	Int	Yds	-TD	PD	FF	FR	Yds	SpT	
Sept 10	@ NO	L	p	0	0	0	0.0	0.0	0	0	0	0	0	0	0	0	0	0	1
Sept 17	LAC																		
Sept 24	@ Cle																		
Oct 1	Cin																		
Oct 8	@ Ind																		
Oct 15	Bal																		
Oct 29	Atl																		
Nov 2	@ Pit																		
Nov 12	@ TB																		
Nov 19	@ Jax																		
Nov 26	Car																		

Dec 3	Ind																			
Dec 11	@ Mia																			
Dec 17	Hou																			
Dec 24	Sea																			
Dec 31	@ Hou																			
Jan 6/7	Jax																			
Totals				0-1	1/0	0	0	0	0	0	0	0.0	0.0	0	0	0	0	0	0	1

OTIS REESE IV'S NFL STATISTICS

REGULAR SEASON		TACKLES										INTERCEPTIONS					FUMBLES			
Year	Team	GP	GS	Tot	Solo	Asst	Sk	Yds	QBP	TFL	No	Yds	Lg	TD	PD	FF	FR	Yds	SpT	
2023	Tennessee	1	0	0	0	0	0.0	0.0	0	0	0	0	0	0	0	0	0	0	0	1
NFL Totals		1	0	0	0	0	0.0	0.0	0	0	0	0	0	0	0	0	0	0	0	1

Single-Game Highs

Tackles -

Special Teams Tackles - **1 at New Orleans (9/10/23)**



56 MONTY RICE

LINEBACKER • 6'0" • 233 LBS • COLLEGE: GEORGIA

ACQUIRED: 3RD ROUND - 2021

NFL EXPERIENCE (NFL/TITANS): 3/3 • HOMETOWN: HUNTSVILLE, ALA.

GAMES PLAYED/GAMES STARTED: 24/10 (PLAYOFFS: 0/0)



PRO: The Titans selected Monty Rice in the third round of the 2021 NFL Draft. In his first two NFL seasons, he saw action in 23 games with 10 starts at inside linebacker. The 6-foot, 233-pound defender possesses excellent speed, physicality and the instincts required to run and cover successfully at the linebacking position. The Huntsville, Ala., native appeared in 47 games with 28 starts during a four-year career (2017-20) at Georgia, where he tallied 219 tackles, 10.5 tackles for loss, two sacks, 21 quarterback pressures, five passes defended, three forced fumbles and one fumble recovery returned for a touchdown. As a senior in 2020, Rice was a finalist for the Butkus Award and earned Associated Press All-SEC first-team honors.

CAREER HIGHLIGHTS:

- In 2022, Rice returned from an injury that ended his rookie campaign and played in 13 games with six starts. He ranked fourth on the team with 63 total tackles.
- Rice appeared in 10 games with four starts as a rookie in 2021, registering 30 tackles, one pass defended and six tackles on special teams.
- In his final season at Georgia in 2020, he was named a finalist for the Butkus Award, which recognizes the nation's best linebacker, after amassing 49 tackles, four tackles for loss, one sack, one pass defended, two forced fumbles and one fumble recovery returned for a score.

TITANS TIDBITS:

- A Huntsville, Ala., native, Rice grew up about two hours outside of Nashville. As a child, Rice attended about 10 Titans games, including the memorable Titans-Cardinals game on Nov. 29, 2009 (Titans 20, Cardinals 17). His favorite Titans players were Chris Johnson, Keith Bulluck and Kyle Vanden Bosch.
- Rice has a tattoo on his right forearm of his cousin's name, Haraesho Rice. Haraesho, who suffered from mental illness, was shot and killed by police in Huntsville in September 2017. 'I think about my cousin a lot. I know he's looking down on me smiling, watching what I'm doing,' Rice said. 'We used to live together. We were real close.'
- He has a black lab named Shadow.

CAREER TRANSACTIONS:

- The Huntsville, Ala., native was selected by the Titans in the third round (92nd overall) of the 2021 NFL Draft.

SEASON RECAPS:

2023 (1/0):

- At New Orleans (9/10), saw action as a reserve on special teams and notched two tackles on coverage units.

2022 (13/6): Played in 13 games with six starts at linebacker and ranked fourth on the team with 63 tackles. Posted three quarterback pressures, four stops for loss, a pass defended and three special teams stops. Spent the first four weeks of the season on the reserve/physically unable to perform list before being activated on Oct. 8. Led the team in tackles four times (vs. JAX, vs. HOU, vs. DAL, at JAX).

- At Washington (10/9), made his season debut as a reserve on special teams.
- Against Denver (11/13), made his first start of the season at linebacker and posted seven tackles, including a stop for loss. Combined with Roger McCreary to stonewall Melvin Gordon for one-yard loss on a rush off right tackle in the first quarter. Teamed with Dylan Cole to stuff Latavius Murray for a one-yard loss on a rush off right guard in the second quarter.

- At Green Bay (11/17), started at linebacker and registered three tackles.
- At Philadelphia (12/4), saw action as a reserve at linebacker and produced six tackles, including a stop for loss. Collected a special teams stop on coverage units. Stuffed Boston Scott for a two-yard loss on a rush off left end in the final stanza.
- Against Jacksonville (12/11), started at linebacker and led the team with a career-best 12 tackles, including a stop for loss. Combined with Bud Dupree to stuff Travis Etienne Jr. for a one-yard loss on a rush up the middle in the second quarter. Stonewalled Etienne Jr. for no gain on a rush off left guard in the second stanza. Stopped Etienne Jr. for no gain on a rush off right guard in the fourth quarter.
- At L.A. Chargers (12/18), started at linebacker and recorded five tackles, a quarterback pressure and a pass defended. Halted a Chargers' drive by breaking up a deep pass intended for Keenan Allen on third-and-three in the second quarter.
- Against Houston (12/24), started at linebacker and led the team with nine tackles.
- Against Dallas (12/29), started at linebacker and led the team with a career-best 13 tackles, including a stop for loss and two quarterback pressures. Shot through the line and stopped Malik Davis for a one-yard loss on a rush up the middle in the first quarter. Stuffed Davis for no gain on a rush off left tackle late in the third stanza.
- At Jacksonville (1/7), played as a reserve at linebacker and led the team with eight tackles.

2021 (10/4, 0/0): Played in 10 games with four starts at linebacker during his rookie campaign and registered 30 tackles, a pass defended and six special teams stops. Was inactive for two games. Placed on injured reserve on Nov. 30 and missed the final five regular season games and the postseason contest. Led the team in tackles once (vs. NO). Led or tied for the team lead in special teams tackles three times (at NYJ, at LAR, vs. HOU). Made his NFL debut against Arizona (9/12/21). Made his first career NFL start at Indianapolis (10/31/21).

- Against Arizona (9/12), saw action in his first NFL contest and collected two tackles.
- At Jacksonville (10/10), saw action as a reserve at linebacker and on special teams before leaving the game in second quarter with an injury.
- At Indianapolis (10/31), made his first career NFL start at linebacker and posted a career-high seven tackles with a pass defended. Stuffed Kyle Granson for no gain on a short pass in the opening quarter. Broke up a pass intended for Jonathan Taylor in overtime.
- At L.A. Rams (11/7), led the team with two special teams tackles on coverage units.
- Against New Orleans (11/14), started at linebacker and led the team with 10 tackles. Notched a special teams tackle on coverage units. Stuffed Mark Ingram for no gain on a rush up the middle in the second quarter.
- Against Houston (11/21), started at linebacker and totaled seven tackles. Notched a special teams stop on coverage units. Teamed with Harold Landry III to stuff David Johnson for a one-yard loss in the fourth quarter. Stopped Rex Burkhead for no gain on a rush up the middle late in the fourth quarter.
- At New England (11/28), started at linebacker and recorded four tackles and a special teams stop before leaving the game in the second quarter with an injury. Teamed with Kevin Byard to stuff Damien Harris for no gain on a rush up the middle in the first quarter.

COLLEGE:

- In four seasons at Georgia (2017-20), Rice appeared in 47 games

MONTY RICE'S NFL STATISTICS

REGULAR SEASON		TACKLES										INTERCEPTIONS					FUMBLES			
Year	Team	GP	GS	Tot	Solo	Asst	Sk	Yds	QBP	TFL	No	Yds	Lg	TD	PD	FF	FR	Yds	SpT	
2021	Tennessee	10	4	30	15	15	0.0	0.0	1	0	0	0	0	0	1	0	0	0	6	
2022	Tennessee	13	6	63	36	27	0.0	0.0	3	4	0	0	0	0	1	0	0	0	3	
2023	Tennessee	1	0	0	0	0	0.0	0.0	0	0	0	0	0	0	0	0	0	0	2	
NFL Totals		24	10	93	51	42	0.0	0.0	3	4	0	0	0	0	2	0	0	0	11	

Single-Game Highs

Tackles - 13 vs. Dallas (12/29/22)

Special Teams Tackles - 2 (Twice, last at New Orleans 9/10/23)

Tackle For Loss - 1 (Four times, last vs. Dallas 12/29/22)

Quarterback Pressures - 2 vs. Dallas (12/29/22)

Passes Defensed - 1 (Twice, last at L.A. Chargers 12/18/22)



98 JEFFERY SIMMONS

DEFENSIVE TACKLE • 6'4" • 305 LBS

COLLEGE: MISSISSIPPI STATE • ACQUIRED: 1ST ROUND - 2019

NFL EXPERIENCE (NFL/TITANS): 5/5 • HOMETOWN: MACON, MISS.

GAMES PLAYED/GAMES STARTED: 57/55 (PLAYOFFS: 5/2)



Captain: 2021, 2022, 2023



Pro Bowl: 2021, 2022

PRO: The Titans selected Jeffery Simmons with the 19th overall pick in the 2019 NFL Draft. By the end of his fourth season, he was a two-time team captain, a two-time Pro Bowl selection and a two-time second-team All-Pro honoree. From 2019 to 2022, he appeared in 56 total games with 54 starts, and his 21 sacks ranked second on the Titans defense behind only Harold Landry III (26.5). He was rewarded with a multi-year contract extension during the 2023 offseason. The 6-foot-4, 305-pound defensive lineman provides a rare blend of size, power and quickness, making him a disruptive force in the middle of the defense. He was a first-team All-SEC selection as a sophomore and junior at Mississippi State, adding second-team All-American honors as a junior. Following his junior season, he declared for the NFL Draft.

CAREER HIGHLIGHTS:

- In 2022, he earned Pro Bowl and second-team All-Pro honors for the second consecutive campaign, anchoring a unit that ranked first in the NFL in rushing defense (76.9 opponent rushing yards per game). Simmons posted 7.5 sacks and 43 quarterback pressures and added a career-high seven passes defended, which tied for the fourth-best mark among all NFL defensive linemen. Simmons and Arizona's J.J. Watt were the NFL's only players in 2022 with at least seven sacks and seven passes defended.
- In 2021, Simmons was named a team captain for the first time in his career, and he went on to become one of six players on the roster to start all 17 games. He was named to his first career Pro Bowl and added Associated Press second-team All-Pro honors after setting career highs in several categories, including sacks (8.5), tackles (54), quarterback pressures (58), tackles for loss (12) and passes defended (six). Among all defensive tackles in the NFL, his 8.5 sacks ranked sixth.
- Simmons was one of only five NFL players to produce at least 50 tackles, eight sacks and six passes defended in 2021, joining Maxx Crosby, Cameron Jordan, Cameron Heyward and T.J. Watt. Simmons and Heyward were the only interior defensive linemen in the league to accomplish the feat.
- In a divisional playoff game against Cincinnati on Jan. 22, 2022, he set a franchise postseason record with three sacks.
- In 2020, Simmons started 15 games at defensive tackle for the Titans and tied for the NFL lead with three defensive fumble recoveries. He also ranked second on the team with three sacks and 20 quarterback pressures.
- As a rookie in 2019, Simmons totaled 40 tackles, two sacks, two tackles for loss, 14 quarterback pressures and one pass defended in nine games (seven starts). He added four tackles, three quarterback pressures and a fumble recovery in three playoff contests.
- As a junior in 2018, Simmons was named first team All-SEC and second team All-American after totaling 63 tackles, 17 tackles for loss and two sacks. His 17 tackles for loss led the team, ranked fourth in the SEC and were the third-most in single-season school history.

TITANS TIDBITS:

- In July 2023, Simmons paid homage to his hometown of Macon, Miss., with his first 'Community Fun Day,' which included local food vendors, games, inflatables and fireworks. He was then honored by city officials with a key to the city.
- In July 2022, the official ribbon cutting was held at the Jeffery B. Simmons Field House at Noxubee County High School in Macon, Miss. Simmons donated more than \$50,000 to upgrade his former high school's athletic facilities. During the same week, he donated \$75,000 to Starkville (Miss.) Parks and Recreation to be used for a new turf field at the Starkville

Sportsplex. The field was also named in his honor.

- During college, Simmons was a two-time member of the SEC Academic Honor Roll.
- Simmons' brother, Dylan Bradley, played football at Southern Miss and then spent time with the Minnesota Vikings. His uncle, Jason Hatcher, played 10 total seasons with the Dallas Cowboys and Washington Commanders.
- Away from football, Simmons enjoys fishing and spending time outdoors.
- Simmons holds an annual youth football camp in Mississippi.

CAREER TRANSACTIONS:

- The Macon, Miss., native was selected by the Titans in the first round (19th overall) of the 2019 NFL Draft.

SEASON RECAPS:

2023 (1/1): Selected as a team captain by his teammates.

- At New Orleans (9/10), started at defensive tackle and notched five tackles, a sack, another stop for loss and three quarterback pressures. Halted a Saints' drive by dropping Derek Carr for a three-yard sack on third-and-15 in the second quarter. Stonewalled Tayson Hill for a four-yard loss on a rush in the final period. Combined with Azeem Al-Shaair to stop Jamaal Williams for no gain on a rush late in the final period.

2022 (15/15): Named to his second consecutive Pro Bowl and selected second-team Associated Press All-Pro. Ranked second on the team with 7.5 sacks, nine tackles for loss and 43 quarterback pressures. Finished third on the squad with seven passes defended. Registered 53 tackles and a forced fumble. Was inactive for two contests. Selected as a team captain by his teammates. Led or tied for the team lead in sacks five times (vs. NYG, at WAS, vs. IND, at HOU, at GB). Led or tied for the team lead in quarterback pressures five times (vs. NYG, vs. LV, at WAS, at HOU, vs. JAX). Tied for the team lead in passes defended three times (at BUF, vs. LV, vs. JAX).

- Against N.Y. Giants (9/11), posted six tackles, two sacks, two additional stops for loss, a forced fumble while tying for the team lead with six quarterback pressures. Sacked Daniel Jones for a five-yard loss in the opening quarter. Strip-sacked Daniel Jones for a seven-yard loss and the fumble was recovered by Bud Dupree at the Giants' 44-yard line in the second stanza. Combined with David Long Jr. to stuff Saquon Barkley for a one-yard loss on a rush off right tackle in the third quarter. Burst through the line and dropped Barkley for a six-yard loss on a rush off right end in the final quarter.

- Against Las Vegas (9/25), notched two tackles, a team-high five quarterback pressures and a pass defended. Batted down a pass intended for Foster Moreau on third-and-nine in the third quarter. Teamed with David Long Jr. to stonewall Brandon Bolden for a two-yard loss on a screen pass late in the third stanza.

- At Indianapolis (10/2), tallied five tackles. Helped limit Jonathan Taylor to just 42 rushing yards on 20 carries in the victory. Combined with David Long Jr. to stuff Jonathan Taylor for a two-yard loss on a rush off right tackle early in the first quarter.

- At Washington (10/9), recorded five tackles, 1.5 sacks, a pass defended and a team-best seven quarterback pressures. Dropped Carson Wentz for a sack midway through the second quarter. Deflected a pass intended for Dyami Brown on third-and-four in the third quarter. Combined with Sam Okuayinonu to sack Wentz for an eight-yard loss in the fourth quarter.

- Against Indianapolis (10/23), registered six tackles, including a sack, four quarterback pressures and two stops for loss. Stuffed Nyheim Hines for a

two-yard loss on a rush up the middle in the second quarter. Ended a Colts' drive by sacking Matt Ryan for a nine-yard loss on third-and-10 late in the second quarter.

- At Houston (10/30), notched two tackles, including a sack, an additional stop for loss and a team-high five quarterback pressures. Produced a streak of three consecutive games with at least one sack for the first time in his career. Stonewalled Dameon Pierce for a three-yard loss on a rush off right guard in the opening quarter. Ended a Texans' drive by dropping Davis Mills for a 12-yard sack on third-and-five in the third stanza.
- At Kansas City (11/6), produced four tackles, two quarterback pressures and a pass defended. Teamed with Roger McCreary to stuff Clyde Edwards-Helaire for no gain on a rush off right tackle late in the first quarter. Stonewalled Isiah Pacheco for no gain on a rush off left tackle in the third quarter. Batted down a third-and-10 pass intended for Mecole Hardman late in the fourth quarter.
- At Green Bay (11/17), started at defensive tackle in his 50th career regular season game and registered five tackles, including a sack and a quarterback pressure. Dropped Aaron Rodgers for a 12-yard sack late in the fourth quarter. Joined Jevon Kearse (35) and Harold Landry III (20.5) as the franchise's only players since 1982, when individual sacks became an official statistic, to reach the 20-sack mark within their first 50 NFL games. Simmons is the club's first interior lineman to do so.
- Against Cincinnati (11/27), collected five tackles with a stop for loss. Stonewalled Samaje Perine for a five-yard loss on a short pass in the second quarter. Teamed with David Long Jr. to stuff Perine for no gain on a rush up the middle in the final stanza. Stopped Joe Burrow for no gain on a quarterback draw late in the fourth quarter.
- Against Jacksonville (12/11), tied for the team lead with three quarterback pressures and two passes defended. Ended a Jaguars' drive by batting down a pass intended for Evan Engram on third-and-five in the first quarter. Knocked down a pass intended for Dan Arnold in the third stanza.
- At L.A. Chargers (12/18), recorded seven tackles, including a sack and three quarterback pressures. Dropped Justin Herbert for a nine-yard sack in the first quarter. Teamed with DeMarcus Walker to stuff Austin Ekeler for no gain on a rush up the middle in the fourth quarter.
- Against Houston (12/24), notched four tackles and three quarterback pressures. Teamed with Tear Tart to stuff Royce Freeman for a one-yard loss on a rush up the middle in the fourth quarter.

2021 (17/17, 1/1): Named Associated Press second-team All-Pro and named to his first career Pro Bowl. Started all 17 games at defensive tackle and led the team with 58 quarterback pressures. Ranked second on the squad with 12 tackles for loss and third on the club with a career-best 8.5 sacks. Added 54 tackles and six passes defended. Started the postseason contest and registered eight tackles, including a team-high and franchise-postseason-record three sacks to go along with three quarterback pressures. Led or tied for the team lead in sacks five times (vs. ARI, at LAR, vs. NO, at HOU, vs. CIN). Led or tied for the team lead in quarterback pressures eight times (at SEA, vs. BUF, at IND, at LAR, vs. NO, vs. SF, vs. MIA, at HOU). Tied for the team lead in passes defended twice (vs. HOU, at PIT). Registered a career-high three sacks at L.A. Rams (11/7/21).

- Against Arizona (9/12), started at defensive tackle and collected five tackles, including a sack and two quarterback pressures. Stuffed Chase Edmonds for no gain on a rush up the middle early in the first stanza. Halted a Cardinals' drive by sacking Kyler Murray for a seven-yard loss on third-and-10 in the third quarter.
- At Seattle (9/19), started at defensive tackle and posted a half sack and a team-high four quarterback pressures. Halted a Seahawks' drive by combining with Denico Autry for a seven-yard sack of Russell Wilson on third-and-14 in the second quarter.
- Against Indianapolis (9/26), started at defensive tackle and tallied three tackles, three quarterback pressures and a pass defended. Batted down a pass at the line of scrimmage that was intended for Michael Pittman Jr.
- At Jacksonville (10/10), started at defensive tackle and compiled three tackles, including a stop for loss, three quarterback pressures and a pass defended. Stuffed James Robinson for a one-yard loss on a rush up the middle in the second quarter. Deflected a pass intended for Jamal Agnew in the second stanza.
- Against Buffalo (10/18), started at defensive tackle and registered five tackles, a sack and led the team with seven quarterback pressures. Dropped Josh Allen for a seven-yard sack midway through the fourth quarter. Sealed the victory by stonewalling Allen for no gain on a fourth-and-one quarterback sneak inside the Titans' five-yard line with less than

30 seconds remaining in the game.

- At L.A. Rams (11/7), tallied six tackles, including a career-best three sacks, to go along with a career-high and team-best 10 quarterback pressures. Became the first Titans player with three sacks in a game since Dec. 21, 2008 (3.5, Jason Jones). Became the only Titans/Oilers players with three sacks in the first half of a game since individual sacks became an official NFL statistic in 1982. Sacked Matthew Stafford for a seven-yard loss on the Rams' opening drive. Pressured Stafford in the end zone resulting in an interception by David Long Jr. which was returned to the Rams' two-yard line in the second quarter. Halted a Rams' drive by dropping Stafford for a 10-yard sack on third-and-five in the second quarter. Notched his third sack of the evening by bringing down Stafford for a nine-yard loss late in the second stanza. Combined with Chris Jackson to stop Sony Michel for no gain on a rush off left tackle late in the third quarter.
- Against New Orleans (11/14), collected four tackles, including a team-high two sacks, a team-best three quarterback pressures to go along with a pass defended. Recorded multiple sacks in consecutive games for the first time in his career. Sacked Trevor Siemian for an eight-yard loss in the opening quarter. Registered his second consecutive multiple-sack game by dropping Siemian for four-yard loss late in the second quarter. Batted down a pass intended for Mark Ingram in the third stanza. Stuffed Ingram for no gain on a rush off right tackle in the fourth quarter.
- Against Jacksonville (12/12), posted three tackles, including a stop for loss, three quarterback pressures and a pass defended in the shutout victory. Stuffed James Robinson for a one-yard loss on a rush up the middle early in the third quarter. Combined with Rashaan Evans to stonewall Robinson for no gain on a rush off left tackle in the third stanza. Batted down a pass intended for Carlos Hyde in the final quarter.
- At Houston (1/9), compiled two tackles, including a sack and a team-best four quarterback pressures. Dropped Davis Mills for a nine-yard sack in the third quarter.
- Against Cincinnati (1/22), started at defensive tackle and posted eight tackles, including a team-best and franchise single-game postseason record three sacks to go along with three quarterback pressures. Sacked Joe Burrow for a 12-yard loss on third-and-14 late in the second quarter. Dropped Burrow for a six-yard sack early in the third quarter. Registered his third sack of the day and ended a Bengals' drive by dropping Burrow for a 10-yard loss on third-and-eight in the fourth quarter.

2020 (15/15, 1/1): Started 15 games at defensive tackle and finished second on the club with three sacks and 20 quarterback pressures. Tied for the NFL lead with three defensive fumble recoveries in 2020. Registered 49 tackles, including three stops for loss, five passes defended and a forced fumble. Missed one game on the reserve/COVID-19 list. Started the postseason contest at defensive tackle and collected three tackles, including a stop for loss. Led or tied for the team lead in sacks three times in 2020 (at MIN, vs. HOU, at IND). Led or tied for the team lead in quarterback pressures eight times in 2020 (at MIN, vs. HOU, vs. PIT, at CIN, at BAL, at IND, vs. CLE, at GB). Tied for the team lead in passes defended once in 2020 (vs. IND).

- At Denver (9/14), started at defensive tackle and collected four tackles and a fumble recovery. Gave the Titans offense great field position by recovering a Melvin Gordon III fumble that was forced by Kevin Byard at the Broncos' 23-yard line early in the second quarter. Finished off the Titans' goal-line stand in the second quarter by stuffing Jake Butt for no gain on a short pass on fourth down.
- Against Jacksonville (9/20), started at defensive tackle and posted three tackles and a pass defended. Sealed the victory by deflecting a Gardner Minshew II pass that was intercepted by Harold Landry III with 47 seconds remaining in the game.
- At Minnesota (9/27), started at defensive tackle and registered five tackles, including a sack and a team-best five quarterback pressures. Ended a Vikings' drive by dropping Kirk Cousins for a six-yard sack on third-and-eight in the first quarter.
- Against Houston (10/18), started at defensive tackle and produced six tackles, including a sack and two quarterback pressures. Teamed with DaQuan Jones to stuff David Johnson for a one-yard loss on a rush off left tackle in the first quarter. Combined with Rashaan Evans to stuff David Johnson for no gain on a goalline rush in the second quarter. Halted a Texans' drive by dropping Deshaun Watson for a 12-yard sack on third-and-eight in the fourth quarter. Made a critical play by batting down a two-point conversion attempt intended to Randall Cobb that would have made it a two-score game late in the fourth quarter.
- Against Pittsburgh (10/25), started at defensive tackle and registered three tackles, a team-high two quarterback pressures and a pass defended.

Pounced on James Conner for a 10-yard loss after Ben Roethlisberger pitched him the ball in the first quarter. Stuffed Conner for no gain on a rush up the middle in the third stanza. Batted a Roethlisberger pass that was then intercepted by Jayon Brown late in the third quarter.

- Against Chicago (11/8), named AFC Defensive Player of the Week after starting at defensive tackle and tallying three tackles, a forced fumble, a fumble recovery and a pass defensed. Forced a David Montgomery fumble that was scooped up by Desmond King II and returned 63 yards for a touchdown in the third quarter. Deflected a pass intended for Anthony Miller in the final stanza. Recovered a Miller fumble that was forced by Jayon Brown in the fourth quarter.
- At Indianapolis (11/29), started at defensive tackle and recorded four tackles, a sack, two quarterback pressures and a pass defensed. Halted a Colts' drive by dropping Philip Rivers for a six-yard sack on third-and-six in the third quarter. Batted down a pass intended for T.Y. Hilton late in the third stanza. Stuffed Nyheim Hines for no gain on a rush up the middle late in the fourth quarter.
- Against Cleveland (12/6), started at defensive tackle and tallied a career-high seven tackles with a quarterback pressure. Combined with David Long Jr. to stuff Nick Chubb for no gain on a rush off left guard in the first quarter. Teamed with Rashaan Evans to stonewall Kareem Hunt for a one-yard loss on a rush up the middle in the opening stanza. Stopped Hunt for no gain on a rush off right tackle in the second quarter.
- Against Detroit (12/20), started at defensive tackle and produced two tackles, two quarterback pressures and a fumble recovery. Recovered a T.J. Hockenson fumble that was forced by Derick Roberson in the third quarter.
- Against Baltimore (1/10), started at defensive tackle and posted three tackles and a stop for a loss. Stuffed Lamar Jackson for a one-yard loss on a rush up the middle in the third quarter.

2019 (9/7, 3/0): Played in nine games with seven starts during his rookie campaign and collected 40 tackles, two sacks, 14 quarterback pressures, two tackles for loss and a pass defensed. Spent the first six weeks of the season on the non-football injury list. Saw action in all three postseason contests and notched four tackles, three quarterback pressures and a fumble recovery. Led or tied for the team lead in sacks twice (vs. LAC, at OAK). Tied for the team lead in quarterback pressures once (at HOU). Saw action in his first career game and registered his first career sack against the L.A. Chargers (10/20/19). Made his first career start against Tampa Bay (10/27/19).

- Against L.A. Chargers (10/20), made his NFL debut as a reserve at defensive end and posted six tackles, including a sack, a stop for loss and two quarterback pressures. Teamed with Harold Landry to stonewall Melvin Gordon for a one-yard loss on a rush off right tackle in the opening quarter. Collected his first career sack by dropping Philip Rivers for a three-yard loss in the third quarter. Combined with Rashaan Evans to stop Gordon for no gain on first-and-goal during the final goal-line stand.
- Against Tampa Bay (10/27), notched his first career NFL start at defensive end and tallied four tackles and two quarterback pressures. Stonewalled Peyton Barber for no gain on a first-and-goal rush off right guard in the first quarter.
- At Indianapolis (12/1), started at defensive end and posted five tackles and three quarterback pressures. Teamed with Kamalei Correa to stuff Jonathan Williams for a two-yard loss on a rush off left end in the opening quarter.
- At Oakland (12/8), started at defensive end and amassed five tackles, including a sack and a stop for loss. Stuffed DeAndré Washington for a two-yard loss on a rush off left end late in the first quarter. Halted a Raiders' drive by sacking Derek Carr for a four-yard loss on third-and-two in the third quarter.
- Against Houston (12/15), started at defensive end and totaled four tackles, two quarterback pressures and a pass defensed. Halted a potential Texans' scoring drive by deflecting a Deshaun Watson pass at the line of scrimmage that was then intercepted by Jayon Brown in the end zone.
- At Houston (12/29), played as a reserve on the defensive front and recorded three tackles and three quarterback pressures.
- At New England (1/4), saw action as a reserve on the defensive front in his first career postseason contest and posted two tackles and a quarterback pressure.
- At Baltimore (1/11), played as a reserve at defensive end and recorded two tackles, a fumble recovery and two quarterback pressures. Set up the Titans' final touchdown by recovering a Lamar Jackson fumble after a Jurrell Casey strip-sack midway through the third quarter.

COLLEGE:

- During a three-year career as a defensive tackle at Mississippi State, Simmons appeared in 38 contests with 28 starts. He finished his career ranked sixth in school history with 32.5 in tackles for loss. He also tied for sixth in MSU annals with five forced fumbles and tied for fourth with three blocked kicks. His totals also included 163 tackles, seven sacks, seven passes defensed and two defensive touchdowns. He was one of two players in the nation to be named a Bednarik Award Semifinalist in both 2017 and 2018.
- As a junior (2018), appeared in 13 games with 12 starts. Led the team and ranked fourth in the SEC with 17 tackles for loss, which made up the third-highest total in school history. Tied for second in the SEC among defensive linemen with 63 total tackles and added a pair of sacks, one forced a fumble and four passes defensed. Collected two or more tackles for loss in six different games and had at least one in nine contests. Named a Bednarik Award Semifinalist and won the 2018 Conerly Trophy by the Mississippi Sports Hall of Fame and Museum as the top player in Mississippi. Also named second team All-American (AP, The Athletic) and first team All-SEC (AP, Coaches).
- As a sophomore (2017), started all 13 games and tallied 60 tackles, five sacks, 12 tackles for loss, 41 quarterback pressures, two forced fumbles, two fumble recoveries and one pass defensed. With three total blocked kicks and punts, became the first SEC player since 2004 to lead the nation in the category. Named first team All-SEC (AP, Coaches, PFF) and was a Bednarik Award Semifinalist. Added 2017 SEC Academic Honor Roll recognition.
- As a freshman (2016), played in 12 games with three starts at defensive tackle and finished with 40 tackles, 3.5 tackles for loss and four quarterback hurries. Led all SEC freshman and tied for the team lead with two forced fumbles. Became the first MSU defensive lineman to earn Freshman All-SEC honors since Chris Jones in 2013. Named to the SEC First-Year Academic Honor Roll.
- Majored in human development at Mississippi State.

PERSONAL:

- Has a son, Jeffery Jr.
- Attended Noxubee County (Macon, Miss.) High School, where he was named the nation's No. 10 overall player and the No. 2 defensive end by Scout.com. Named a five-star prospect by Rivals.com and Scout.com and a four-star prospect by 247Sports.com and ESPN.com. Named the top-rated player in Mississippi by Rivals.com and 247Sports.com.
- As a high school senior in 2015, helped Noxubee County win its second straight MHSAA Class 4A State Championship with a 12-4 overall record. Finished second on the team with 105 tackles. Led the Tigers with 20.5 tackles for loss, 18.5 sacks, 21 quarterback hurries, three blocked field goals and two blocked punts. Also forced two fumbles, recovered two fumbles, broke up five passes and recorded an interception.
- His mother is Brenda Bradley. He has one brother, Dylan, and two sisters, Brooke and Ashley.
- List of favorites: (movie) "The Blind Side"; (TV show) "Martin"; (song on your pregame playlist) "The Man" by Aloe Blacc; (meal) chicken Alfredo; (dessert) Pecan Pie; and (sports team as a child) L.A. Lakers with Kobe Bryant.
- Follow Simmons on Twitter at @grindsimmons94 and on Instagram at @jsimmons_94.
- Born Jeffery Bernard Simmons Jr. on July 28, 1997, in Lasalle, La.

JEFFERY SIMMONS' GAME-BY-GAME

2019 Tennessee Titans

Date	Opp	W/L	P/S	Tot Solo Asst	Sk - Yds	QBP	TFL	Int - Yds -TD	PD	FF	FR - Yds	SpT
Sept 8	@ Cle	W	NFI									
Sept 15	Ind	L	NFI									
Sept 19	@ Jax	L	NFI									
Sept 29	@ Atl	W	NFI									
Oct 6	Buf	L	NFI									
Oct 13	@ Den	L	NFI									
Oct 20	LAC	W	p	6 5 1	1.0 3.0	2	1 0	0 0 0 0 0 0	0	0	0	0
Oct 27	TB	W	S	4 3 1	0.0 0.0	2	0 0	0 0 0 0 0 0	0	0	0	0
Nov 3	@ Car	L	S	4 1 3	0.0 0.0	1	0 0	0 0 0 0 0 0	0	0	0	0
Nov 10	KC	W	S	3 1 2	0.0 0.0	1	0 0	0 0 0 0 0 0	0	0	0	0
Nov 24	Jax	W	S	6 3 3	0.0 0.0	0	0 0	0 0 0 0 0 0	0	0	0	0
Dec 1	@ Ind	W	S	5 3 2	0.0 0.0	3	0 0	0 0 0 0 0 0	0	0	0	0
Dec 8	@ Oak	W	S	5 4 1	1.0 4.0	0	1 0	0 0 0 0 0 0	0	0	0	0
Dec 15	Hou	L	S	4 3 1	0.0 0.0	2	0 0	0 0 1 0 0 0	0	0	0	0
Dec 22	NO	L	IA									
Dec 29	@ Hou	W	p	3 2 1	0.0 0.0	3	0 0	0 0 0 0 0 0	0	0	0	0
Totals	9-7	9/7		40 25 15	2.0 7.0	14	2 0	0 0 1 0 0 0	0	1	0	0
Playoffs												
Jan 4	@ NE	W	p	2 1 1	0.0 0.0	1	0 0	0 0 0 0 0 1	0	0	0	0
Jan 11	@ Bal	W	p	2 2 0	0.0 0.0	2	0 0	0 0 0 0 0 1	0	0	0	0
Jan 19	@ KC	L	p	0 0 0	0.0 0.0	0	0 0	0 0 0 0 0 0	0	0	0	0
Totals	2-1	3/0		4 3 1	0.0 0.0	3	0 0	0 0 0 0 0 1	0	0	0	0

2020 Tennessee Titans

Date	Opp	W/L	P/S	Tot Solo Asst	Sk - Yds	QBP	TFL	Int - Yds -TD	PD	FF	FR - Yds	SpT
Sept 14	@ Den	W	S	4 3 1	0.0 0.0	0	0 0	0 0 0 0 1 0	0	1	0	0
Sept 20	Jax	W	S	3 0 3	0.0 0.0	0	0 0	0 0 0 1 0 0	0	0	0	0
Sept 27	@ Min	W	S	5 3 2	1.0 6.0	5	1 0	0 0 0 0 0 0	0	0	0	0
Oct 13	Buf	W	R/C									
Oct 18	Hou	W	S	6 4 2	1.0 12.0	2	1 0	0 0 0 0 0 0	0	0	0	0
Oct 25	Pit	L	S	3 1 2	0.0 0.0	2	0 0	0 0 0 1 0 0	0	0	0	0
Nov 1	@ Cin	L	S	4 2 2	0.0 0.0	1	0 0	0 0 0 0 0 0	0	0	0	0
Nov 8	Chi	W	S	3 3 0	0.0 0.0	0	0 0	0 0 1 1 1 0	0	0	0	0
Nov 12	Ind	L	S	2 0 2	0.0 0.0	0	0 0	0 0 0 1 0 0	0	0	0	0
Nov 22	@ Bal	W	S	3 1 2	0.0 0.0	1	0 0	0 0 0 0 0 0	0	0	0	0
Nov 29	@ Ind	W	S	4 2 2	1.0 6.0	2	1 0	0 0 1 0 0 0	0	0	0	0
Dec 6	Cle	L	S	7 3 4	0.0 0.0	1	0 0	0 0 0 0 0 0	0	0	0	0
Dec 13	@ Jax	W	S	1 1 0	0.0 0.0	1	0 0	0 0 0 0 0 0	0	0	0	0
Dec 20	Det	W	S	2 0 2	0.0 0.0	2	0 0	0 0 0 0 1 0	0	0	0	0
Dec 27	@ GB	L	S	2 1 1	0.0 0.0	1	0 0	0 0 0 0 0 0	0	0	0	0
Jan 3	@ Hou	W	S	0 0 0	0.0 0.0	2	0 0	0 0 0 0 0 0	0	0	0	0
Totals	11-5	15/15		49 24 25	3.0 24.0	20	3 0	0 0 5 1 3 0	0	0	0	0
Playoffs												
Jan 10	Bal	L	S	3 2 1	0.0 0.0	0	1 0	0 0 0 0 0 0	0	0	0	0
Totals	0-1	1/1		3 2 1	0.0 0.0	0	1 0	0 0 0 0 0 0	0	0	0	0

2021 Tennessee Titans

Date	Opp	W/L	P/S	Tot Solo Asst	Sk - Yds	QBP	TFL	Int - Yds -TD	PD	FF	FR - Yds	SpT
Sept 12	Ari	L	S	5 5 0	1.0 7.0	2	1 0	0 0 0 0 0 0	0	0	0	0
Sept 19	@ Sea	W	S	1 0 1	0.5 3.5	4	0 0	0 0 0 0 0 0	0	0	0	0
Sept 26	Ind	W	S	3 2 1	0.0 0.0	3	0 0	0 0 0 1 0 0	0	0	0	0
Oct 3	@ NYJ	L	S	4 4 0	0.0 0.0	2	1 0	0 0 0 0 0 0	0	0	0	0
Oct 10	@ Jax	W	S	3 3 0	0.0 0.0	3	1 0	0 0 0 1 0 0	0	0	0	0
Oct 18	Buf	W	S	5 3 2	1.0 7.0	7	1 0	0 0 0 0 0 0	0	0	0	0
Oct 24	KC	W	S	2 1 1	0.0 0.0	4	0 0	0 0 0 0 0 0	0	0	0	0
Oct 31	@ Ind	W	S	1 1 0	0.0 0.0	6	0 0	0 0 0 0 0 0	0	0	0	0
Nov 7	@ LAR	W	S	6 3 3	3.0 26.0	10	3 0	0 0 0 0 0 0	0	0	0	0

Nov 14	NO	W	S	4 4 0	2.0 12.0	3	2 0	0 0 0 1 0 0	0	0	0	0
Nov 21	Hou	L	S	5 4 1	0.0 0.0	0	1 0	0 0 0 0 1 0	0	0	0	0
Nov 28	@ NE	L	S	6 4 2	0.0 0.0	0	0 0	0 0 0 0 0 0	0	0	0	0
Dec 12	Jax	W	S	3 3 0	0.0 0.0	3	1 0	0 0 0 1 0 0	0	0	0	0
Dec 19	@ Pit	L	S	1 1 0	0.0 0.0	1	0 0	0 0 0 0 1 0	0	0	0	0
Dec 23	SF	W	S	2 2 0	0.0 0.0	4	0 0	0 0 0 0 0 0	0	0	0	0
Jan 2	Mia	W	S	1 1 0	0.0 0.0	2	0 0	0 0 0 0 0 0	0	0	0	0
Jan 9	@ Hou	W	S	2 1 1	1.0 9.0	4	1 0	0 0 0 0 0 0	0	0	0	0
Totals	12-5	17/17		54 42 12	8.5 64.5	58	12 0	0 0 6 0 0 0	0	6	0	0
Playoffs												
Jan 22	Cin	L	S	8 7 1	3.0 28.0	3	3 0	0 0 0 0 0 0	0	0	0	0
Totals	0-1	1/1		8 7 1	3.0 28.0	3	3 0	0 0 0 0 0 0	0	0	0	0

2022 Tennessee Titans

Date	Opp	W/L	P/S	Tot Solo Asst	Sk - Yds	QBP	TFL	Int - Yds -TD	PD	FF	FR - Yds	SpT
Sept 11	NYG	L	S	6 4 2	2.0 19.0	6	2 0	0 0 0 0 1 0	0	0	0	0
Sept 19	@ Buf	L	S	0 0 0	0.0 0.0	2	0 0	0 0 0 0 1 0	0	0	0	0
Sept 25	LV	W	S	2 0 2	0.0 0.0	5	0 0	0 0 0 0 1 0	0	0	0	0
Oct 2	@ Ind	W	S	5 1 4	0.0 0.0	0	0 0	0 0 0 0 0 0	0	0	0	0
Oct 9	@ Was	W	S	5 3 2	1.5 4.0	7	0 0	0 0 0 0 1 0	0	0	0	0
Oct 23	Ind	W	S	6 3 3	1.0 9.0	4	2 0	0 0 0 0 0 0	0	0	0	0
Oct 30	@ Hou	W	S	2 2 0	1.0 12.0	5	2 0	0 0 0 0 0 0	0	0	0	0
Nov 6	@ KC	L	S	4 3 1	0.0 0.0	2	0 0	0 0 0 0 1 0	0	0	0	0
Nov 13	Den	W	IA									
Nov 17	@ GB	W	S	5 1 4	1.0 12.0	1	1 0	0 0 0 0 0 0	0	0	0	0
Nov 27	Cin	L	S	5 3 2	0.0 0.0	0	1 0	0 0 0 0 0 0	0	0	0	0
Dec 4	@ Phi	L	S	1 0 1	0.0 0.0	0	0 0	0 0 0 0 1 0	0	0	0	0
Dec 11	Jax	L	S	0 0 0	0.0 0.0	3	0 0	0 0 0 2 0 0	0	0	0	0
Dec 18	@ LAC	L	S	7 3 4	1.0 9.0	3	1 0	0 0 0 0 0 0	0	0	0	0
Dec 24	Hou	L	S	4 1 3	0.0 0.0	3	0 0	0 0 0 0 0 0	0	0	0	0
Dec 29	Dal	L	IA									
Jan 7	@ Jax	L	S	1 1 0	0.0 0.0	2	0 0	0 0 0 0 0 0	0	0	0	0
Totals	7-10	15/15		53 25 28	7.5 65.0	43	9 0	0 0 7 1 0 0	0	0	0	0

2023 Tennessee Titans

Date	Opp	W/L	P/S	Tot Solo Asst	Sk - Yds	QBP	TFL	Int - Yds -TD	PD	FF	FR - Yds	SpT
Sept 10	@ NO	L	S	5 3 2	1.0 3.0	3	2 0	0 0 0 0 0 0	0	0	0	0
Sept 17	LAC											
Sept 24	@ Cle											
Oct 1	Cin											
Oct 8	@ Ind											
Oct 15	Bal											
Oct 29	Atl											
Nov 2	@ Pit											
Nov 12	@ TB											
Nov 19	@ Jax											
Nov 26	Car											
Dec 3	Ind											
Dec 11	@ Mia											
Dec 17	Hou											
Dec 24	Sea											
Dec 31	@ Hou											
Jan 6/7	Jax											
Totals	0-1	1/1		5 3 2	1.0 3.0	3	2 0	0 0 0 0 0 0	0	0	0	0

JEFFERY SIMMONS' NFL STATISTICS

REGULAR SEASON				TACKLES							INTERCEPTIONS					FUMBLES			
Year	Team	GP	GS	Tot	Solo	Asst	Sk	Yds	QBP	TFL	No	Yds	Lg	TD	PD	FF	FR	Yds	SpT
2019	Tennessee	9	7	40	25	15	2.0	7.0	14	2	0	0	0	0	1	0	0	0	0
2020	Tennessee	15	15	49	24	25	3.0	24.0	20	3	0	0	0	0	5	1	3	0	0
2021	Tennessee	17	17	54	42	12	8.5	64.5	58	12	0	0	0	0	6	0	0	0	0
2022	Tennessee	15	15	53	25	28	7.5	65.0	43	9	0	0	0	0	7	1	0	0	0
2023	Tennessee	1	1	5	3	2	1.0	3.0	3	2	0	0	0	0	0	0	0	0	0
NFL Totals		57	55	201	119	82	22.0	163.5	138	28	0	0	0	0	19	2	3	0	0

PLAYOFFS				TACKLES							INTERCEPTIONS					FUMBLES			
Year	Team	GP	GS	Tot	Solo	Asst	Sk	Yds	QBP	TFL	No	Yds	Lg	TD	PD	FF	FR	Yds	SpT
2019	Tennessee	3	0	4	3	1	0.0	0.0	3	0	0	0	0	0	0	0	1	0	0
2020	Tennessee	1	1	3	2	1	0.0	0.0	0	1	0	0	0	0	0	0	0	0	0
2021	Tennessee	1	1	8	7	1	3.0	28.0	3	3	0	0	0	0	0	0	0	0	0
NFL Totals		5	2	15	12	3	3.0	28.0	6	4	0	0	0	0	0	0	1	0	0

Single-Game Highs

Tackles - 7 vs. Cleveland (12/6/20)
 Sacks - 3 at L.A. Rams (11/7/21)
 Quarterback Pressures - 10 at L.A. Rams (11/7/21)
 Tackles For Loss - 3 at L.A. Rams (11/7/21)
 Fumble Recovery - 1 (Three times, last vs. Detroit 12/20/20)
 Forced Fumbles - 1 (Twice , last vs. N.Y. Giants 9/11/22)
 Passes Defensed - 2 vs. Jacksonville (12/11/22)

Playoff Single-Game Highs

Tackles - 8 vs. Cincinnati (1/22/22)
 Sacks - 3 vs. Cincinnati (1/22/22)
 Quarterback Pressures - 3 vs. Cincinnati (1/22/22)
 Fumble Recovery - 1 at Baltimore (1/11/20)



77 PETER SKORONSKI

OFFENSIVE LINEMAN • 6'4" • 313 LBS • COLLEGE: NORTHWESTERN
ACQUIRED: 1ST ROUND - 2023 • NFL EXPERIENCE (NFL/TITANS): ROOKIE
HOMETOWN: PARK RIDGE, ILL.
GAMES PLAYED/GAMES STARTED: 1/1 (PLAYOFFS: 0/0)



PRO: The Titans selected Northwestern's Peter Skoronski with the 11th overall pick in the 2023 NFL Draft. The 6-foot-4-inch, 313-pound offensive lineman brings outstanding technique, athleticism and physicality to his position. While he was a three-year starter at left tackle, he possesses the versatility to move inside to guard. A native of Park Ridge, Ill., Skoronski did not miss a game or a start in his three seasons at Northwestern, appearing in 33 contests at left tackle. Among all offensive linemen at the 2023 NFL Scouting Combine, he placed second in the vertical jump (34.50 inches), second in the broad jump (9 feet 7 inches), fifth in the bench press (30 reps) and ninth in the 10-yard split (1.75 seconds). He became Northwestern's highest draft selection since guard Chris Hinton went to Denver with the fourth pick in 1983, and he was the 11th player in program history to be picked in the first round.

CAREER HIGHLIGHTS:

• In 2022, Skoronski's third and final season at Northwestern, he became the first unanimous first-team All-American in program history after starting all 12 games at left tackle.

TITANS TIDBITS:

- His grandfather, Bob Skoronski, was a left tackle for the Green Bay Packers, playing nine total seasons with the franchise. He missed two seasons while serving in the U.S. Air Force. He was a permanent offensive captain for the Packers under Vince Lombardi from 1964 to 1968 and played on five NFL championship teams. In 1976, he was inducted into the Packers Hall of Fame.
- Has a black lab named Slim.
- Minored in history in college and considers himself a "history nerd."
- Enjoys country music and names Luke Combs, Tim McGraw and Darius Rucker among his favorites.
- Fan of the TV show "The Office."

CAREER TRANSACTIONS:

• The Park Ridge, Ill., native was selected by the Titans in the first round (11th overall) of the 2023 NFL Draft.

SEASON RECAPS:

2023 (1/1): Made his NFL debut and his first career start at New Orleans (9/10/23).

• At New Orleans (9/10), started at left guard in his first career NFL contest.

COLLEGE:

• Skoronski started all 33 games at left tackle during his career at Northwestern without missing a game. He earned second-team All-Big Ten honors as a freshman and first-team recognition in each of the next two seasons. He became the first offensive lineman in program history to earn two All-Big Ten first-team awards.

AS A JUNIOR (2022), named the Rimington-Pace Big Ten Offensive Lineman of the Year—the first ever by a Northwestern lineman—after starting all 12 games at left tackle. He was the first player in school history to become a unanimous first-team All-American and was named first-team All-Big Ten by coaches and media. He finished as a finalist for the 2022 Outland Trophy, recognizing nation's best college interior lineman on both offense and defense. He finished the season with PFF's highest pass-blocking grade in the country at 93.0 after allowing six pressures on 480 pass-blocking snaps. His 79.1 PFF run-blocking grade placed fifth among

all qualifying Power 5 tackles.

AS A SOPHOMORE (2021), started all 12 games at left tackle and helped pave the way for Evan Hull's 1,000-yard rushing season. He was named first-team All-Big Ten by the league's coaches and second-team All-Big Ten by the media.

AS A TRUE FRESHMAN (2020), started all nine contests during a COVID-19 shortened campaign and anchored the left side of a line that helped the Wildcats make a 2020 Big Ten Championship Game appearance. He was named second-team All-Big Ten. Additionally, he earned True Freshman All-American recognition by 247Sports as the highest-graded true first-year performer in the Big Ten among all positions. He helped pave the way for 16 rushing touchdowns and a 162.8 rushing yards per game average and helped the offensive line allow only 1.29 sacks per game in the Big Ten regular season, the third fewest in the conference.

• Majored in economics at Northwestern.

PERSONAL:

- Attended Maine South (Park Ridge, Ill.) High School, where he was a four-star prospect, the No. 4 center nationally and the No. 2 player in Illinois, according to 247Sports. He was a three-year letter winner and 2019 team captain who recorded 173 pancakes in three seasons with the Hawks.
- Earned All-State honors in 2018 and 2019 and was a three-time All-Conference and All-Area selection.
- Led Maine South to back-to-back-to-back CSL conference championships and was a member of the 2016 state champion team.
- Lettered three times in basketball and three times in track and field (shot put and discus) and was a National Honor Society member.
- Parents are Anne and Bob.
- Siblings are Elizabeth and Robbie.
- Follow Skoronski on Twitter at @pskoronski.
- Follow Skoronski on Instagram at @peterskoronski.
- Born Peter Joseph Skoronski on July 31, 2001 in Chicago, Ill.

PETER SKORONSKI'S COLLEGE STATISTICS

REGULAR SEASON

Year	Team	GP	GS
2020	Northwestern	9	9
2021	Northwestern	12	12
2022	Northwestern	12	12
College Totals		33	33

Starts Breakdown:

2020 - LT 9; 2021 - LT 12; 2022 - LT 12

PETER SKORONSKI'S NFL STATISTICS

REGULAR SEASON

Year	Team	GP	GS
2023	Tennessee	1	1
NFL Totals		1	1

Starts Breakdown:

2023 - LG 1



32 TYJAE SPEARS

RUNNING BACK • 5'11" • 195 LBS • COLLEGE: TULANE
ACQUIRED: 3RD ROUND - 2023 • NFL EXPERIENCE: ROOKIE
HOMETOWN: PONCHATOULA, LA.
GAMES PLAYED/GAMES STARTED: 1/0 (PLAYOFFS: 0/0)



PRO: The Titans selected Tyjae Spears in the third round of the 2023 NFL Draft. The 5-foot-11-inch, 195-pounder is a dynamic and explosive running back with superb instincts and the ability to play on all downs on offense and contribute in the return game. The Ponchatoula, La., native spent four years at Tulane (2019-22) prior to entering the NFL. His collegiate rushing totals included 2,910 yards and 31 touchdowns, and his 6.8 yards per carry from 2019 to 2022 ranked second in the nation behind only Alabama-Birmingham's DeWayne McBride (minimum 400 attempts). Chosen by the Titans with the 81st overall draft pick, Spears became the highest pick from Tulane since running back Matt Forte in 2008 (44th overall by Chicago).

CAREER HIGHLIGHTS:

- In 2022, Spears ranked fifth in the FBS with 1,581 rushing yards, and his 21 total touchdowns (19 rushing, two receiving) tied for the most in the nation. His 19 rushing touchdowns tied for third in the country. He was named the American Athletic Conference Offensive Player of the Year.
- In Tulane's Cotton Bowl victory over Southern California on Jan. 2, 2023, Spears rushed for 205 yards and a career-high four touchdowns, winning Most Outstanding Offensive Player honors.

TITANS TIDBITS:

- Spears has worked with a non-profit organization in New Orleans called Son of a Saint, which provides "mentorship, education, recreation, camaraderie, cultural enrichment, emotional support and helping to fill the void for dozens of fatherless young men."
- Growing up on the New Orleans area, his favorite player was former Saints running back Reggie Bush.
- Spears is one of nine children in his family (five brothers and three sisters).
- His first job as a teenager was working at Walmart.

CAREER TRANSACTIONS:

- The Ponchatoula, La., native was selected by the Titans in the third round (81st overall) of the 2023 NFL Draft.

SEASON RECAPS:

2023 (1/0): Made his NFL debut at New Orleans (9/10/23).

- At New Orleans (9/10), played as a reserve and carried the ball three times for 27 yards in his first career NFL contest. Caught one pass for one yard.

COLLEGE:

- Spears appeared in 33 games with 20 starts at running back during his career at Tulane. He totaled 2,910 yards and 31 touchdowns on 427 carries and added 48 receptions for 564 yards and three scores. He ended his career as the school's all-time leader in yards per carry (6.8), tied for second in 100-yard rushing games (15), tied for third in rushing touchdowns (31), fourth in rushing yards per game (85.6) and sixth in rushing yards (2,910) and total touchdowns (34). His 6.8 yards per carry from 2019 to 2022 ranked second in the FBS behind only Alabama-Birmingham running back DeWayne McBride's 7.3-yard average (minimum 400 attempts).

AS A JUNIOR (2022), started all 14 games for the Green Wave, totaling 1,581 yards and 19 touchdowns on 229 rushing attempts and adding 22 receptions for 256 yards and two touchdowns. Named Honorable Mention All-American by Phil Steele, American Athletic Conference Offensive Player of the Year and First-Team All-AAC. Tied for the national lead with 21 total touchdowns and tied for third in the country with 19 rushing touchdowns, a total that ranked second in Tulane single-season history. His 1,581 rushing

yards led the conference and made up the Green Wave's all-time second-highest single-season total. Tallied nine 100-yard rushing games, including eight consecutive such efforts to finish the season. Helped the Olive and Blue earn a 12-2 record and win an American Athletic Conference title. The team's ninth-overall ranking was the second-best finish in program history.

- Against Massachusetts (9/3), opened the season with 12 carries for 57 yards and three touchdowns and added two receptions for 32 yards.
- At South Florida (10/15), rushed for 151 yards and two touchdowns, including a career-long 75-yarder.
- At Cincinnati (11/25), set a career mark with 35 carries, rushing for 181 yards and a pair of touchdowns.
- Against Central Florida (12/3), helped deliver a 45-28 AAC Championship victory with a Yulman Stadium-record 199 rushing yards and a touchdown.
- Against Southern California in the Cotton Bowl (1/2/23), rushed 17 times for 205 yards and a career-high four touchdowns, winning Most Outstanding Offensive Player in Tulane's 46-45 victory.

AS A SOPHOMORE (2021), appeared in 12 games with three starts. Led the team in rushing with 129 carries for 863 yards and nine touchdowns in addition to 19 catches for 145 yards. Rushed for over 100 yards in four of the last five games of the season.

- At Memphis (11/27), closed out the season with a career-high 264 rushing yards with two touchdowns. His 264 rushing yards tied for the fifth-highest total by a player in the nation in 2021. It was the fourth most in school history and the most by any player other than Matt Forte.

AS A REDSHIRT FRESHMAN (2020), saw action in three games (three starts) before he suffered a season-ending injury. Finished fourth on the team in rushing with 274 yards and averaged 7.4 yards per carry.

- Against South Alabama (9/12), opened the year with 105 yards on only 11 carries.
- Against Southern Miss (9/26), rushed for 50 yards on eight carries and had two touchdowns before exiting with a season-ending injury.

AS A TRUE FRESHMAN (2019), totaled 192 yards rushing, 133 yards receiving and finished with a pair of touchdowns in four games. Used a redshirt to retain eligibility.

- Against Missouri State (9/14), had a career-best 88-yard touchdown reception to go along with eight rushes for 89 yards and a score.
- Graduated from Tulane in December 2022 with a degree in health and wellness.

PERSONAL:

- Attended Ponchatoula (La.) High School, where he earned three-star ratings from 247Sports.com and Rivals.com.
- As a senior at Ponchatoula, recorded 920 rushing yards and 880 receiving yards with 18 total touchdowns.
- Also participated on the track and field team in high school.
- Follow Spears on Twitter at @tyjae22, on Instagram at @two4six and on TikTok at @tyjaespears.
- Son of Margene Spears & Nicole Hart.
- Born Tyjae Armon Spears on June 15, 2001 in Hammond, La.

TYJAE SPEARS' COLLEGE STATISTICS

Year	Team	GP	GS	RUSHING					RECEIVING				
				Att	Yds	Avg	Lg	TD	No	Yds	Avg	Lg	TD
2019	Tulane	4	0	32	192	6.0	52t	1	5	133	26.6	88t	1
2020	Tulane	3	3	37	274	7.4	42	2	2	30	15.0	16	0
2021	Tulane	12	3	129	863	6.7	69t	9	19	145	7.6	44	0
2022	Tulane	14	14	229	1,581	6.9	75t	19	22	256	11.6	30	2
College Totals		33	20	427	2,910	6.8	75t	31	48	564	11.8	88t	3

Single-Game Highs

Rushes - 35 at Cincinnati (11/25/22)
 Rushing Yards - 264 at Memphis (11/27/21)
 Long Rush - 75t at South Florida (10/15/22)
 Rushing Touchdowns - 4 vs. Southern California (1/2/23)
 Receptions - 6 at Houston (9/30/22)
 Receiving Yards - 88 vs. Missouri State (9/14/19)
 Receiving Touchdowns - 1 (three times, last vs. Southern Methodist 11/17/22)
 Long Reception - 88t vs. Missouri State (9/14/19)

Additional Statistics

Kickoff Returns - 2 for 36 yards (2021)

TYJAE SPEARS' GAME-BY-GAME

2023 Tennessee Titans				RUSHING					RECEIVING							
Date	Opp	W/L	P/S	Att	Yds	Avg	Lg	TD	No	Yds	Avg	Lg	TD			
Sept 10	@ NO	L	p	3	27	9.0	17	0	1	1	1.0	1	0			
Sept 17	LAC															
Sept 24	@ Cle															
Oct 1	Cin															
Oct 8	@ Ind															
Oct 15	Bal															
Oct 29	Atl															
Nov 2	@ Pit															
Nov 12	@ TB															
Nov 19	@ Jax															
Nov 26	Car															
Totals					0-1	1/0	3	27	9.0	17	0	1	1	1.0	1	0

TYJAE SPEARS' NFL STATISTICS

REGULAR SEASON		RUSHING					RECEIVING						
Year	Team	GP	GS	No	Yds	Avg	Lg	TD	Att	Yds	Avg	Lg	TD
2023	Tennessee	1	0	3	27	9.0	17	0	1	1	1.0	1	0
NFL Totals		1	0	3	27	9.0	17	0	1	1	1.0	1	0

REGULAR SEASON		PUNT RETURNS					KICKOFF RETURNS					
Year	Team	No	FC	Yds	Avg	Lg	TD	No	Yds	Avg	Lg	TD
2022	Tennessee	0	0	0	-	0	0	0	0	-	0	0
NFL Totals		0	0	0	-	0	0	0	0	-	0	0

Single-Game Highs

Rushes - 3 at New Orleans (9/10/23)
 Rushing Yards - 27 at New Orleans (9/10/23)
 Long Rush - 17 at New Orleans (9/10/23)
 Receptions - 1 at New Orleans (9/10/23)
 Receiving Yards - 1 at New Orleans (9/10/23)
 Long Reception - 1 at New Orleans (9/10/23)



4 RYAN STONEHOUSE

PUNTER • 5'10" • 193 LBS • COLLEGE: COLORADO STATE
ACQUIRED: FREE AGENT - 2022 • NFL EXPERIENCE (NFL/TITANS): 2/2
HOMETOWN: LA VERNE, CALIF.
GAMES PLAYED/GAMES STARTED: 18/0 (PLAYOFFS: 0/0)



PRO: The Titans signed Ryan Stonehouse as an undrafted free agent following the 2022 NFL Draft to add competition to the punting position. The 5-foot-10-inch, 193-pounder put together an impressive training camp performance, unseating the incumbent Brett Kern, who had been the club's punter since 2009. Stonehouse enjoyed a record-breaking rookie campaign in 2022. He finished the season with a gross average of 53.10 yards per punt on 90 total punts (4,779 total yards). In doing so, he broke Sammy Baugh's single-season NFL record of 51.40 yards per punt, which was established in 1940 and was never matched among qualifiers (2.5 punts per team game). With a net punting average of 44.03 yards per punt in 2022, Stonehouse also established a new NFL record for the highest net average by a rookie punter.

CAREER HIGHLIGHTS:

- As a rookie in 2022, Stonehouse was selected second-team Associated Press All-Pro and set numerous NFL records. He finished the season with a gross average of 53.10 yards per punt on 90 total punts, which broke Sammy Baugh's single-season NFL record of 51.40 yards per punt that was established in 1940. Stonehouse's mark also surpassed Brett Kern's franchise record of 49.7 yards per punt in 2017. With a net punting average of 44.03 yards per punt in 2022, he also established a new NFL record for the highest net average by a rookie punter.
- Named AFC Special Teams Player of the Week after punting eight times for 432 yards (54.0 avg.) with three kicks placed inside the 20-yard line against Denver (11/13/22).
- In 2021, Stonehouse set the NCAA career punt average record by concluding his career at 47.8 average yards per attempt.

TITANS TIDBITS:

- Stonehouse comes from a lineage of punters. His father, Paul, was an All-American punter for Stanford. His uncle, John Stonehouse was an All-American punter at Southern California and was signed by the New York Giants as a rookie free agent in 1996. His uncle, Jeff Banks, was a punter at Washington State. His younger cousin, Jack, is a punter at Missouri.
- Stonehouse's father, Paul, and uncle, John, used to teach punting at their camp, The Kicking Game, and through private lessons. The camp's website houses testimonials from coaches Bill Walsh, John Robinson, Paul Pasqualoni and Mike Price.
- Uncle, Jeff Banks, is the assistant head coach/tight ends coach/special teams coordinator at Texas.
- As a craftsman, Stonehouse built an outdoor kitchen in his home, that is owned by his grandmother, and it is complete with two different cooking areas, a sink, granite countertops, it is made out of wood and brick and is even wired for lighting.
- During COVID, Stonehouse purchased an old Ford van for \$750 and is converting it into a vehicle that could potentially serve as a home, expecting to flip it and sell it for profit.
- Stonehouse is passionate about fostering dogs. Prior to the start of COVID, he had organized a camp at Colorado state with all profits intended to benefit "The Good Dog Rescue," an organization that aims to save dogs from high kill shelters and place them in foster homes.
- A native Californian, Stonehouse can surf.

CAREER TRANSACTIONS:

- The La Verne, Calif., native was signed by the Titans as a rookie free agent on May 13, 2022.

SEASON RECAPS:

2023 (1/0): Has registered one punt of 60 or more yards in 2023. Has registered one punt of 50 or more yards in 2023.

- At New Orleans (9/10), punted three times for 107 yards (35.7 avg.), including a kick that was blocked for just a one-yard punt. Boomed a 62-yard net punt to the Saints' 13-yard line late in the first quarter.

2022 (17/0): Selected second-team Associated Press All-Pro. Named to the Pro Football Writers of America All-Rookie team. Led the NFL with a 53.1 gross punt avg. and in the process broke Sammy Baugh's single-season NFL record of 51.40 gross yards per punt, which was established in 1940 and never matched among qualifiers (2.5 punts per team game) until Stonehouse's rookie campaign. Ranked fourth in the NFL with a 44.0 net punt avg. With a season net punting average of 44.03 yards per punt, he established a new NFL record for the highest net average by a rookie punter. Punted 90 times for 4,779 yards with 30 punts placed inside the 20-yard line. Recorded an NFL-leading eight punts of at least 65 yards in 2022. Registered 19 punts of 60 or more yards in 2022. Registered 59 punts of 50 or more yards in 2022. Collected two special teams tackles on coverage units. Tied for the team lead in special teams tackles once in 2022 (vs. JAX). Recorded 14 games in 2022 in which he averaged 50.0 yards per punt, surpassing the most games with a 50.0-yard average in a season in NFL history. Named AFC Special Teams Player of the Month for October after averaging 51.7 yards on 20 punts, with a long of 66 yards in four Titans' victories. Selected AFC Special Teams Player of the Week after punting eight times for 432 yards (54.0 avg.) with three kicks placed inside the 20-yard line against Denver (11/13/22).

- Against N.Y. Giants (9/11), made his NFL debut and boomed six punts for 342 yards (57.0 avg.) with three punts placed inside the 20-yard line. In franchise history, his 57.0-yard gross punting average ranked fifth for a single game (minimum four punts). Pinned the Giants deep in their own territory with a 38-yard punt that was fair caught at the New York nine-yard line in the second quarter. Boomed a 62-yard punt to the Giants' seven-yard line in the third stanza. Nailed a 66-yard punt to the Giants' 13-yard line early in the fourth quarter.

- Against Las Vegas (9/25), boomed three punts for 181 yards (60.3 avg.) with two kicks placed inside the 20-yard line. Flipped field position with a 57-yard punt that was fair caught at the Las Vegas 13-yard line late in the second quarter. Nailed a career-best 70-yard punt to the Raiders' six-yard line late in the final stanza. In his first three NFL games, he became the first punter in NFL history to record three consecutive games with a punting average of at least 55.0 yards in each game and at least two punts in each contest.

- At Washington (10/9), punted eight times for 416 yards (52.0 avg.) with four kicks placed inside the 20-yard line. Flipped field position with a 66-yard punt to the Commanders' 15-yard line in the second quarter. Pinned the Commanders deep in their own territory with a 40-yard punt that rolled out of bounds at the Washington 10-yard line in the fourth quarter. Switched field position with a 59-yard punt to the Commanders' 11-yard line in the fourth quarter.

- At Kansas City (11/6), punted eight times for 390 yards (48.8 avg.) with two kicks placed inside the 20-yard line. Flipped field position with a 57-yard punt that was downed at the Kansas City three-yard line late in the second quarter. Pinned the Chiefs deep in their own territory with a 35-yard punt to the Kansas City seven-yard line in the final quarter.

- Against Denver (11/13), named AFC Special Teams Player of the Week after punting eight times for 432 yards (54.0 avg.) with three kicks placed inside the 20-yard line. Flipped field position early in the first quarter with

a booming 64-yard punt that was downed at the Broncos' four-yard line. Pinned Denver deep in their own territory with a 38-yard punt that was downed at the Broncos' six-yard line in the opening stanza. Boomed a career-long 74-yard punt in the second quarter.

- At Green Bay (11/17), punted three times for 152 yards (50.7 avg.) with one kick placed inside the 20-yard line. Registered a special teams tackle on coverage units. Flipped field position with a 59-yard punt to the Packers' six-yard line late in the fourth quarter.
- Against Cincinnati (11/27), boomed five punts for 269 yards (53.8 avg.) with two kicks placed inside the 20-yard line. Placed a 44-yard punt that was fair caught at the Bengals' seven-yard line.
- At Philadelphia (12/4), punted seven times for 401 yards for a season-best 57.3 gross avg. Boomed a 61-yard punt that sat at the Eagles' four-yard line in the final quarter.
- Against Jacksonville (12/11), punted three times for 150 yards (50.0 avg.). Posted a special teams tackle on coverage units. Recorded his 11th game of 2022 in which he averaged 50.0 yards per punt, surpassing the most games with a 50.0-yard average in a season in NFL history.
- At L.A. Chargers (12/18), punted seven times for 392 yards (56.0 avg.) with four kicks placed inside the 20-yard line. Flipped field position with a 66-yard punt to the Chargers' six-yard line in the third quarter. Nailed a 68-yard punt in the fourth quarter. Hammered a 61-yard punt to the Chargers' five-yard line in the final stanza.
- Against Houston (12/24), punted six times for 301 yards (50.2 avg.) with one kick placed inside the 20-yard line. Logged his seventh consecutive game with a gross punting average of at least 50.0 yards to break his own NFL record of six consecutive games, set earlier this season from Week 1-7.
- At Jacksonville (1/7), punted three times for 166 yards (55.3 avg.). Boomed a game-long 60-yard punt to the Jaguars' nine-yard line in the opening quarter.

COLLEGE:

- Appeared in 53 games over five seasons at Colorado State (2017-21) and set the NCAA career record for gross punt average (47.8). Career totals include 244 punts for 11,656 yards (47.8 avg), including a long of 81 yards, 90 punts placed inside the 20-yard line and 106 punts of 50+ yards. Became the first player in Colorado State history to log 11,000 punting yards in a career. He earned All-Mountain West honors all five seasons at Colorado State: second team (2021), first team (2018-20), and honorable mention All-Mountain West (2017).
- As a graduate (2021), set the NCAA career punt average record by concluding his career at 47.8 average yards per attempt. Appeared in 12 games and logged 58 punts for 2,953 yards (50.9 avg.) including a career-long of 81 yards. Registered 27 punts placed inside the 20-yard line and 32 punts of 50+ yards. Was a second-team All-Mountain West selection and a Ray Guy Award semifinalist.
- As a senior (2020), saw action in four games and posted 26 punts for 1,178 yards (45.3 avg.) including a long of 58. Added eight punts placed inside the 20 and nine punts of 50+ yards. Named first team All-Mountain West for the third consecutive season.
- As a junior (2019), played in 12 games and punted 49 times for 2,274 yards (46.4 avg.) including a long of 64. Placed 13 punts inside the 20 and boomed 16 punts of 50+ yards. Named first team All-Mountain West for the second consecutive year.
- As a sophomore (2018), appeared in all 12 games and totaled 65 punts for 3,140 yards (48.3 avg.) including a long of 70 yards. Added 18 punts placed inside the 20 and 31 punts of 50+ yards. Had one punt blocked. Completed one 11-yard pass on a fake punt. Earned first-team All-Mountain West recognition.
- As a freshman (2017), played in 13 games and punted 46 times for 2,111 yards (45.9 avg.) including a long of 65 yards. Placed 24 punts inside the 20

and logged 18 punts of 50+ yards. Earned honorable mention All-Mountain West honors.

- Graduated from Colorado State in May 2021 with a degree in sociology.

PERSONAL:

- Attended Mater Dei (Calif.) High School where he was named the nation's top punter by 247Sports as a senior after averaging 45.2 yards per punt.
- Rated a three-star prospect by Scout, Rivals, and 247Sports.
- Son of Natalie Banks and Paul Stonehouse.
- His father, Paul, was an All-American punter for Stanford. His uncle, John Stonehouse was an All-American punter at Southern California and was signed by the New York Giants as a rookie free agent in 1996. His uncle, Jeff Banks, was a punter at Washington State. His younger cousin, Jack, is a punter at Missouri.
- Follow Stonehouse on Twitter at @_ryanstonehouse and on Instagram at @ryanstonehouse.
- Born Ryan Matthew Stonehouse on May 11, 1999 in San Dimas, Calif.

RYAN STONEHOUSE'S GAME-BY-GAME

2022 Tennessee Titans

Date	Opp	W/L	No	Yds	Avg	Net	TB	In 20	Lg	Blk	
Sept 11	NYG	L	6	342	57.0	46.7	0	3	66	0	
Sept 19	@ Buf	L	6	333	55.5	45.3	1	2	64	0	
Sept 25	LV	W	3	181	60.3	49.3	1	2	70	0	
Oct 2	@ Ind	W	4	211	52.8	47.8	0	0	57	0	
Oct 9	@ Was	W	8	416	52.0	48.4	0	4	66	0	
Oct 23	Ind	W	3	164	54.7	39.0	0	0	58	0	
Oct 30	@ Hou	W	5	242	48.4	40.8	1	4	57	0	
Nov 6	@ KC	L	8	390	48.8	41.4	0	2	63	0	
Nov 13	Den	W	8	432	54.0	47.3	2	3	74	0	
Nov 17	@ GB	W	3	152	50.7	36.7	0	1	59	0	
Nov 27	Cin	L	5	269	53.8	43.8	2	2	71	0	
Dec 4	@ Phi	L	7	401	57.3	42.3	0	1	62	0	
Dec 11	Jax	L	3	150	50.0	43.3	0	0	53	0	
Dec 18	@ LAC	L	7	392	56.0	45.6	1	4	68	0	
Dec 24	Hou	L	6	301	50.2	43.3	0	1	61	0	
Dec 29	Dal	L	5	237	47.4	37.6	1	1	55	0	
Jan 7	@ Jax	L	3	166	55.3	44.3	0	0	60	0	
Totals			7-10	90	4,779	53.1	44.0	9	30	74	0

2023 Tennessee Titans

Date	Opp	W/L	No	Yds	Avg	Net	TB	In 20	Lg	Blk	
Sept 10	@ NO	L	3	107	35.7	33.7	0	1	62	0	
Sept 17	LAC										
Sept 24	@ Cle										
Oct 1	Cin										
Oct 8	@ Ind										
Oct 15	Bal										
Oct 29	Atl										
Nov 2	@ Pit										
Nov 12	@ TB										
Nov 19	@ Jax										
Nov 26	Car										
Dec 3	Ind										
Dec 11	@ Mia										
Dec 17	Hou										
Dec 24	Sea										
Dec 31	@ Hou										
Jan 6/7	Jax										
Totals			0-1	3	107	35.7	33.7	0	1	62	0

RYAN STONEHOUSE'S NFL STATISTICS

REGULAR SEASON

Year	Team	GP	No.	PUNTING				TB	In	Lg	Blk	Net
				Yds	Avg	Ret	Yds					
2022	Tennessee	17	90	4,779	53.1	59	636	9	30	74	0	44.0
2023	Tennessee	1	3	107	35.7	2	6	0	1	62	0	33.7
NFL Totals		18	93	4,886	52.5	61	642	9	31	74	0	43.7

Single-Game Highs

Punts - 8 (Three times, last vs. Denver 11/13/22)
 Yards - 432 vs. Denver (11/13/22)
 Gross Avg. - 57.3 at Philadelphia (12/4/22)
 Net Avg. - 48.4 at Washington (10/9/22)
 Long Punt - 74 vs. Denver (11/13/22)
 In20 - 4 (Three times, last at L.A. Chargers 12/18/22)

Additional Statistics

Special Teams Tackles - 2 (2022)



17 RYAN TANNEHILL

QUARTERBACK • 6'4" • 217 LBS • COLLEGE: TEXAS A&M
ACQUIRED: TRADE (MIA) - 2019
NFL EXPERIENCE (NFL/TITANS): 12/5 • HOMETOWN: BIG SPRING, TEXAS
GAMES PLAYED/GAMES STARTED: 146/144 (PLAYOFFS: 5/5)



Pro Bowl: 2019



Captain: 2020, 2021, 2022, 2023

PRO: The Titans traded for Ryan Tannehill in the 2019 offseason, bringing an experienced, veteran leader to the team. He took control as the team's starting quarterback by midseason and subsequently led the Titans to the playoffs and an AFC championship game appearance. In the process, he set single-season franchise records and led the NFL with a 117.5 passer rating and a passing average of 9.6 yards per attempt. His play led to his first career Pro Bowl appearance. He was rewarded with a multi-year contract extension in March 2020. Tannehill excelled again in his second season with the club, registering a career-best 33 touchdown passes while leading the Titans to a second consecutive postseason appearance. In 2021, he passed for 3,734 yards while leading the club to the best record in the AFC and a third straight playoff berth. Tannehill spent his first seven seasons as a member of the Miami Dolphins after being selected in the first round of the 2012 NFL Draft. He started 88 games over six seasons in South Florida and accumulated 20,434 passing yards and 123 touchdown passes. The Texas A&M product has also shown mobility as a signal caller, having rushed for 1,931 career yards and 24 touchdowns through 2021.

CAREER HIGHLIGHTS:

- Entering the 2023 campaign, Tannehill ranked among the franchise career leaders in several categories: first in passer rating (100.5), first in completion percentage (66.9), sixth in passing yards (12,831), fifth in passing touchdowns (89), sixth in passing attempts (1,623) and sixth in completions (1,085).
- In 2022, Tannehill started 12 games and ranked sixth in the AFC with a 94.6 passer rating. He completed 212 of 325 passes for 2,536 yards with 13 touchdowns and six interceptions.
- In 2021, Tannehill notched 3,734 passing yards, 21 passing touchdowns and seven rushing scores while leading the Titans to their second consecutive AFC South division title.
- In 2020, Tannehill finished fifth in the NFL with a 106.5 passer rating and tied for seventh in the NFL with a career-high 33 touchdown tosses. He passed for 3,819 yards and rushed for 266 yards with a career-high seven rushing touchdowns. In the process, he set a franchise record with 40 combined touchdowns in a season.
- In his first season in Tennessee, Tannehill led the Titans to a 9-4 combined record as a starter in the regular season and playoffs and won the NFL Comeback Player of the Year Award. He earned his first Pro Bowl invitation after leading the NFL in passer rating (117.5) and passing average (9.6 yards per attempt) and ranking third in completion percentage (70.3). He set club records in all three categories.
- He was named AFC Offensive Player of the Month for December 2019 after completing 90 of 132 passes for 1,322 yards with 12 touchdowns and two interceptions. His passer rating for the calendar month was 124.6, which led the AFC.
- Tannehill made his first career playoff appearance at the conclusion of the 2019 campaign and helped lead the Titans to a wild card win at New England and a divisional round victory at Baltimore.
- During his seven seasons (2012-18) in Miami, Tannehill passed for at least 3,000 yards four times and more than 4,000 yards twice. He totaled 16 career 300-yard passing games, which is the second-most in Dolphins history.
- Tannehill engineered 17 career fourth-quarter comebacks during the first eight seasons of his career.
- In 2015, Tannehill posted 4,208 passing yards with 24 touchdowns and set a then-NFL record with 25 consecutive completions. His 4,208 passing yards was the fifth-highest single-season total in Dolphins history and most by a Dolphins quarterback other than Dan Marino.
- In 2014, Tannehill passed for 4,045 yards with 27 touchdowns for a

92.8 passer rating. He registered a career-best 311 rushing yards with a touchdown. His 392 completions were the most in Dolphins history.

TITANS TIDBITS:

- During the 2023 offseason, Tannehill received his pilot's license. He says, "it's something I have to be totally focused on, be present in the moment, but at the same time it's an escape for me. A lot of hard work went into it, but I'm thankful I was able to get that and excited to be a pilot."
- Ryan founded the Tannehill's A.C.E.S. (Achieving Community Educations Success) program with wife, Lauren, which consisted of 17 sophomores from American Senior High School and is focused on awarding scholarships to the participating students who strive for good grades and took on an active role in their community by hosting monthly events to reward the students and help them give back to the community.
- Ryan enjoys deep-sea fishing off the coast of South Florida in his free time.
- Ryan's father, Tim, played wide receiver at Texas Tech from 1985-87.

CAREER TRANSACTIONS:

- The Big Spring, Texas, native was originally selected by the Miami Dolphins in the first round (eighth overall) of the 2012 NFL Draft.
- Traded by the Dolphins to the Titans along with a 2019 sixth-round pick for a 2019 seventh-round draft pick and a 2020 fourth-round draft choice on March 15, 2019.

SEASON RECAPS:

2023 (1/1 - Tennessee):

- At New Orleans (9/10), started at quarterback and completed 16 of 34 passes for 198 yards with three interceptions. Rushed three times for five yards. Extended the Titans' fourth scoring drive with a 16-yard pass to DeAndre Hopkins on third-and-10 in the final quarter. Extended the Titans' final scoring drive with a 21-yard pass to Nick Westbrook-Ikhine on third-and-two in the fourth quarter.

2022 (12/12 - Tennessee): Started 12 games at quarterback and ranked sixth in the AFC with a 94.6 passer rating. Completed 212 of 325 passes for 2,536 yards with 13 touchdowns and six interceptions. Rushed 34 times for 98 yards with two touchdowns. Was inactive for three contests. Placed on injured reserve on Dec. 29 and missed the final two games. Selected as a captain by his teammates. Has posted 50 career games with a 100.0 or better passer rating, including three in 2022 (vs. NYG, at IND, at GB). Has registered 25 career games with at least 300 passing yards, including one in 2022 (at GB). Posted his 200th career touchdown pass against N.Y. Giants (9/11/22). Set a single-game career high by completing 81.5 percent of his passes on 22 of 27 passing at Green Bay (11/17/22). Led the team in rushing yards once in 2022 (at PHI).

- Against N.Y. Giants (9/11), completed 20 of 33 passes for 266 yards with two touchdowns for a 106.4 passer rating. Rushed twice for seven yards. By starting his 44th consecutive game with the club, he passed Steve McNair for the most consecutive starts in Titans/Oilers history by a quarterback. Found Dontrell Hilliard for a seven-yard touchdown to give the Titans an early 7-0 lead in the opening stanza. It was the 200th touchdown pass of his career, making him the 47th player in NFL history to reach the plateau. Gave the Titans a 20-13 lead with a 23-yard touchdown pass in the third quarter. Got the Titans in field goal range with a 21-yard pass to Philips along the sideline late in the fourth quarter.
- Against Las Vegas (9/25), completed 19 of 27 passes for 264 yards with a touchdown and an interception. Rushed four times for two yards with a score. Notched his 15th NFL game and his 13th game with the Titans in

which he passed for at least one touchdown and rushed for at least one touchdown. Gave the Titans an early 7-0 lead with a two-yard touchdown pass to Geoff Swaim on third-and-one. Got the Titans' second touchdown drive going with a 41-yard bomb to Robert Woods on the final play of the opening stanza. Increased the Titans' lead to 21-10 with a one-yard touchdown plunge in the second quarter.

- At Indianapolis (10/2), set a then single-game career high by completing 81 percent of his passes on 17 of 21 passing for 137 yards with two touchdowns for a 125.6 passer rating. Rushed five times for nine yards. Gave the Titans an early 7-0 lead with a seven-yard touchdown pass to Robert Woods in the first quarter. Increased the Titans' lead to 24-3 with an eight-yard touchdown dart to Chig Okonkwo in the second quarter. Sealed the victory with a seven-yard toss to Okonkwo on third-and-four late in the fourth quarter allowing the Titans to run out the clock.

- At Washington (10/9), in his 50th game as a member of the Titans, completed 15 of 25 passes for 181 yards with a touchdown for a 95.6 passer rating. Gave the Titans a 7-0 lead with a 13-yard touchdown pass to Dontrell Hilliard in the opening quarter. Set up the Titans' game-winning touchdown with a 61-yard strike to Nick Westbrook-Ikhine to the Washington 12-yard line in the third quarter. Kept the Titans' game-winning touchdown drive alive with a seven-yard toss to Austin Hooper down to the Commanders' two-yard line on third-and-seven late in the third quarter.

- At Houston (10/30), was inactive ending his streak of 49 consecutive starts. It was the longest consecutive starting streak by a quarterback in franchise history.

- Against Denver (11/13), returned to the lineup and completed 19 of 36 passes for 255 yards with two touchdowns for a 94.1 passer rating. Rushed twice for 12 yards. With the victory, he set the record for the most wins by a Titans/Oilers starting quarterback in the first four seasons of a player's career with the organization. Cut the Broncos' lead to 10-7 with a nine-yard touchdown strike to Nick Westbrook-Ikhine on third-and-goal with 12 seconds remaining in the first half. Gave the Titans a 14-10 advantage with a 63-yard touchdown toss to Nick Westbrook-Ikhine on a flea flicker in the third quarter.

- At Green Bay (11/17), set a career-high with an 81.5 percent completion percentage on 22 of 27 passing for 333 yards with a touchdown and an interception for a 127.3 passer rating. Kickstarted the Titans' opening touchdown drive with a 43-yard bomb to Treyton Burks on third-and-seven in the first quarter. Gave the Titans an early 7-0 lead with a 14-yard touchdown pass to Dontrell Hilliard in the opening stanza. Gave the Titans a 27-17 advantage with a 16-yard touchdown strike to Austin Hooper on the first play of the fourth quarter.

- Against Cincinnati (11/27), completed 22 of 34 passes for 291 yards for a 91.7 passer rating. Rushed twice for nine yards. Extended the Titans' initial scoring drive with a pair of conversions: an eight-yard pass to Austin Hooper on third-and-five and a 25-yard connection to Nick Westbrook-Ikhine on third-and-10 late in the first quarter. Set up the Titans' second field goal with a 51-yard bomb to Treyton Burks to the Bengals' 24-yard line in the third quarter. Kept the Titans' final scoring drive alive with a pair of conversions: a four-yard run on third-and-four and a 17-yard pass to Chig Okonkwo on third-and-one in the final stanza.

- Against Jacksonville (12/11), completed 25 of 38 passes for 254 yards with two touchdowns and an interception for a 91.3 passer rating. Rushed twice for 16 yards. Extended the Titans' opening touchdown drive with a 13-yard connection to Nick Westbrook-Ikhine on third-and-five in the opening quarter. Gave the Titans' a 14-7 lead with a 10-yard touchdown toss to Chig Okonkwo late in the first quarter. Found Westbrook-Ikhine in the corner of the end zone for a two-yard touchdown in the fourth quarter. Connected with Okonkwo for the ensuing two-point conversion.

2021 (17/17, 1/1 - Tennessee): Started all 17 games at quarterback and became the only quarterback other than Warren Moon (1989–1991) to record multiple seasons with at least 3,500 passing yards with the franchise. Finished the season with 3,734 yards, 21 touchdowns and 14 interceptions, completing 357 of his 531 passes (89.6 passer rating). His passing yardage total ranked fourth in franchise history. Posted 55 carries for 270 yards with a career-high-tying seven rushing touchdowns. Started the postseason contest and completed 15 of 24 passes for 220 yards with one touchdown and three interceptions. Rushed three times for 12 yards. Selected as a captain by his teammates. Has engineered 26 career game-winning drives (including the playoffs), defined as when the team trailed or was tied in the fourth quarter or overtime, including four in 2021 (at SEA,

vs. BUF, at IND, vs. SF). Has registered 14 career games with at least one passing touchdown and at least one rushing touchdown, including four in 2021 (vs. ARI, vs. KC, at LAR, vs. NO). Eclipsed 30,000 career passing yards, becoming the 51st player in NFL history to reach the mark at Pittsburgh (12/19/21). Named AFC Offensive Player of the Week after completing 23 of 32 passes for 287 yards with a career-high-tying four touchdowns for a season-best 138.9 passer rating at Houston (1/9/22).

- At Seattle (9/19), completed 27 of 40 passes for 347 yards for a 94.5 passer rating. Rushed four times for 27 yards. Recorded his 23rd career game-winning drive. It was his 10th game-winning drive since joining the Titans in 2019, which led all NFL quarterbacks during the past three seasons. Kickstarted the Titans' second scoring drive with a 51-yard bomb to Jones to the Seattle 25-yard line in the second stanza.

- Against Indianapolis (9/26), connected on 18 of 27 passes for 197 yards with three touchdowns and two interceptions for a 94.2 passer rating. Tied a career-high with 56 rushing yards on five carries. Gave the Titans an early 7-0 lead with a six-yard touchdown strike to Chester Rogers on third-and-goal. Found Nick Westbrook-Ikhine for an 18-yard touchdown pass and a 14-7 lead in the second quarter. Increased the Titans' advantage to 22-13 with a 10-yard touchdown toss to Jeremy McNichols on third-and-goal early in the fourth quarter.

- At Jacksonville (10/10), connected on 14 of 22 passes for 197 yards with a touchdown pass for a 107.6 passer rating. Rushed three times for 21 yards. Increased the Titans' advantage to 21-13 with a 14-yard touchdown toss to MyCole Pruitt in the second quarter.

- Against Kansas City (10/24), completed 21 of 27 passes for 270 yards with a touchdown and an interception for a 105.2 passer rating. Rushed twice for six yards with a score. Registered his second game of 2021 and his 12th career game in which he had at least one passing touchdown and at least one rushing touchdown. Set up the Titans' second touchdown with a 46-yard bomb to A.J. Brown down the left sideline. Increased the Titans' lead to 14-0 with 24-yard touchdown strike to Brown on third-and-seven late in the first stanza. Gave the Titans a 24-0 advantage with a two-yard touchdown run in the second quarter.

- At Indianapolis (10/31), completed 23 of 33 passes for 265 yards with three touchdowns and two interceptions for a 98.7 passer rating. Registered his second game of 2021 with three (or more) touchdown passes and the 24th such performance of his career. Rushed twice for 26 yards. Cut the Colts' lead to 14-7 with a six-yard touchdown toss to Geoff Swaim on third-and-three in the second stanza. Evened the score at 14-14 with a 57-yard touchdown pass to A.J. Brown in the second quarter. Gave the Titans a 21-17 lead with a five-yard touchdown connection with Nick Westbrook-Ikhine on third-and-four in the third stanza.

- Against New Orleans (11/14), connected on 19 of 27 passes for 213 yards with a touchdown for a 105.9 passer rating. Posted a rushing touchdown. Posted a one-yard touchdown run on a quarterback sneak to give the Titans a 13-6 lead late in the first half. Found MyCole Pruitt for a two-yard touchdown toss and a 20-6 lead early in the third stanza.

- Against San Francisco (12/23), completed 22 of 29 passes for 209 yards with a touchdown for a 106.8 passer rating. Rushed three times for 22 yards. Credited with the 26th game-winning drive of his career, including a league-high 13 game-winning drives since joining the Titans in 2019. On third down, was 11 of 13 passing (84.6 percent) for 149 yards with a passer rating of 114.4. Converted a career-high nine third downs on passing attempts. Gave the Titans a 17-10 lead with an 18-yard touchdown strike to Brown early in the fourth quarter. Set up the game-winning field goal with a 23-yard scamper to the 49ers' 31-yard line late in the final quarter.

- Against Miami (1/2), completed 13 of 18 passes for 120 yards with two touchdowns for a 127.1 passer rating against his former team. He now has more regular season wins—29—than any other starting signal caller in franchise history over the player's first three years with the club. Gave the Titans a 7-0 lead with a one-yard touchdown toss to Geoff Swaim late in the first quarter. Found Anthony Firkser for a 15-yard touchdown and a 24-3 lead midway through the fourth quarter.

- At Houston (1/9), named AFC Offensive Player of the Week after completing 23 of 32 passes for 287 yards with a career-high-tying four touchdowns for a season-best 138.9 passer rating. Gave the Titans a 7-0 lead with a five-yard touchdown toss to Firkser on third-and-five in the second stanza. Increased the Titans lead to 14-0 with a 14-yard touchdown pass to A.J. Brown late in the second stanza. Found Nick Westbrook-Ikhine for a four-yard touchdown toss with 11 seconds remaining in the first half. Somehow eluded a sack and scrambled out of the pocket to find Westbrook-Ikhine for a 36-yard completion on third-and-five in the fourth quarter. Connected with Julio Jones for a three-yard touchdown and a 28-18 lead midway through the fourth stanza.

- Against Cincinnati (1/22), completed 15 of 24 passes for 220 yards with a touchdown and three interceptions. Set up a Titans' field goal with a 40-yard bomb to Brown down to the Bengals' 22-yard line in the third quarter. Evened the score at 16-16 with a 33-yard touchdown pass to Brown down the right sideline late in the third quarter. With his seventh career postseason touchdown pass with the Titans, he passed Steve McNair (six) for sole possession of second place on the franchise's postseason list.

2020 (16/16, 1/1 - Tennessee): Started all 16 games at quarterback and finished fifth in the NFL with a 106.5 passer rating and tied for seventh in the NFL with a career-high 33 touchdown passes. Completed 315 of 481 passes for 3,819 yards. Rushed 43 times for 266 yards and set a career-high with seven rushing touchdowns. Set a franchise record with 40 combined touchdowns (33 passing and seven rushing) in a season. With 3,819 passing yards in 2020, he moved into third place on the franchise single-season passing list. Started the postseason contest and completed 18 of 26 passes for 165 yards with a touchdown. Selected as a captain by his teammates. Registered five games with three or more touchdown passes in 2020 (vs. JAX, vs. BUF, vs. HOU, vs. CLE, vs. DET). Became the third player in franchise history to pass for 30 touchdowns in a season. Set a franchise record with his fifth consecutive game with a passer rating of at least 100.0 (11/22-12/20), breaking the record he established in 2019.

- Against Jacksonville (9/20), made his 100th career regular season start at quarterback and completed 18 of 24 passes for 239 yards with a career-high tying four touchdown passes for a 145.7 passer rating. Marked his second-highest career passer rating in a game with a minimum of 20 attempts. Gave the Titans an early 7-0 lead with a 13-yard touchdown pass to Smith early in the first stanza. Increased the lead to 14-0 with a nine-yard touchdown pass to Corey Davis in the first stanza. Found Smith for a four-yard touchdown connection on third-and-four late in the second quarter. Reached 150 career touchdown passes on his third touchdown pass of the day. Stood in the pocket and took a hit to deliver an 18-yard touchdown pass to Adam Humphries on third-and-nine late in the third quarter.

- Against Buffalo (10/13), started at quarterback and completed 21 of 28 passes for 195 yards with three touchdowns for a 129.3 passer rating. Rushed four times for 42 yards with a score on the ground. Recorded the second game of his career with at least three passing touchdowns and at least one rushing touchdown. Got the Titans on the board early in the first quarter with a 16-yard touchdown strike to A.J. Brown. Gave the Titans a 21-10 halftime lead with a 10-yard touchdown run with 16 seconds left in the second quarter. Extended the Titans' lead to 28-10 with a four-yard touchdown pass to Jonnu Smith late in the third quarter. Capped the scoring with a seven-yard touchdown toss to Smith to make the score 42-16 late in the final quarter.

- Against Houston (10/18), started at quarterback and completed 30 of 41 passes for 366 yards with four touchdowns and one interception for a passer rating of 122.6. His yardage total was the fifth-highest number of his career and his second-highest figure in a Titans uniform. Registered his 20th career game-winning drive and his seventh in a Titans uniform. It was his fourth game-winning drive of 2020. Completed his final 10 passes of the game in the fourth quarter and overtime. Gave the Titans a 7-0 lead with a seven-yard touchdown pass to Anthony Firkser in the opening stanza. Increased the Titans lead to 14-0 with a six-yard touchdown toss to A.J. Brown late in the opening quarter. Found Humphries down the left sideline for a 22-yard touchdown and a 21-7 lead. Increased the Titans' lead to 29-23 with a two-point conversion pass to Nick Westbrook-Ikhine in the back of the end zone in the fourth quarter. Sent the game to overtime with a seven-yard touchdown pass to Brown with four seconds left to play in regulation. Kickstarted the Titans' game-winning drive with a 53-yard catch-and-run pass to Derrick Henry down the right sideline in overtime.

- Against Pittsburgh (10/25), started at quarterback and completed 18 of 30 passes for 220 yards with two touchdowns for a 104.9 passer rating. Got the Titans on the scoreboard with a four-yard touchdown pass to Corey Davis on third-and-goal in the second quarter. Found A.J. Brown for a 73-yard catch-and-run touchdown in the third quarter.

- Against Chicago (11/8), started at quarterback and completed 10 of 21 passes for 158 yards with two touchdowns for a 104.9 passer rating. Reached the 25,000-yard career passing mark during the first quarter. Found A.J. Brown down the left sideline for a 40-yard touchdown strike and a 10-0 advantage in the second stanza. Increased the Titans lead to 24-3 with a two-yard touchdown toss to Jonnu Smith in the fourth quarter.

- At Baltimore (11/22), connected on 22 of 31 passes for 259 yards with two touchdowns and an interception for a 104.1 passer rating. Gave the Titans

an early 7-0 lead with a one-yard touchdown toss to Jonnu Smith in the first quarter. Found A.J. Brown for a 14-yard touchdown on third-and-10 with 2:26 remaining in the fourth quarter. Made the Titans' lead 24-21 with a two-point conversion run.

- At Indianapolis (11/29), completed 13 of 22 passes for 221 yards with a touchdown for a 108.3 passer rating. Rushed twice for three yards with a rushing score. Extended the Titans' opening touchdown drive with an eight-yard pass to Geoff Swaim on third-and-one in the first quarter. Gave the Titans a 14-7 advantage by finding A.J. Brown over the middle for a 69-yard catch-and-run touchdown late in the opening stanza. Set up the Titans' fifth and final touchdown of the first half with a 37-yard strike to Corey Davis down to the Colts' one-yard line late in the second quarter. Extended the Titans' lead to 35-14 with a one-yard touchdown run on a zone read with 20 seconds remaining in the first half.

- Against Cleveland (12/6), completed 29 of 45 passes for 389 yards with three touchdowns and an interception for a 104.8 passer rating. Got the Titans on the scoreboard with a 17-yard touchdown toss to Corey Davis in the second stanza. Found MyCole Pruitt for a 22-yard touchdown pass early in the third quarter. Connected with Cameron Batson for an eight-yard touchdown pass with less than a minute remaining in the contest.

- At Jacksonville (12/13), completed 19 of 24 passes for 212 yards with two touchdowns for a 131.2 passer rating. On his first pass of the game, a 13-yard completion to tight end Geoff Swaim, he passed the 3,000-yard passing mark for the fifth time in his career and for the first time since 2015. Gave the Titans an early 7-0 lead with a 37-yard touchdown connection to A.J. Brown on a flea-flicker in the first quarter. Found Geoff Swaim for a five-yard touchdown toss and a 24-3 advantage early in the third quarter.

- Against Detroit (12/20), completed 21 of 27 passes for 273 yards with three touchdowns for a 145.8 passer rating. Rushed three times for 21 yards with two touchdowns on the ground. Registered the first game of his career with five combined passing and rushing touchdowns. His 145.8 passer rating was the second best of his career in a qualifying game (min. 20 attempts) and his best in a Titans uniform. Joined Michael Vick (Nov. 15, 2010) and Jack Kemp (Dec. 4, 1960) as the only players in NFL history with at least three passing touchdowns, at least two rushing touchdowns and a 145.8 or higher passer rating in a single game. Answered the Lions' opening touchdown in the first stanza with a 75-yard touchdown pass to Corey Davis on the first play from scrimmage following the Detroit score. Gave the Titans a 21-7 advantage with a 17-yard touchdown scamper in which he dove for the left pylon in the second quarter. Increased the Titans' lead to 32-18 with a three-yard touchdown run early in the fourth quarter. Found Brown for a two-yard touchdown pass and a 39-18 lead in the fourth quarter. Gave the Titans a 46-25 lead with a three-yard pass to Darrynton Evans late in the final stanza.

- At Houston (1/3), connected on 18 of 27 passes for 216 yards with a touchdown for a 103.3 passer rating in the Titans' division-clinching victory. Rushed seven times for 38 yards with two touchdowns on the ground. Increased the Titans lead to 17-6 with a four-yard touchdown toss to A.J. Brown in the second quarter. Gave the Titans a 31-15 lead with a five-yard touchdown scramble in the third quarter. Helped the Titans regain the lead at 38-35 with a five-yard touchdown run on a zone read in the fourth quarter. Set up the Titans' game-winning field goal with a 52-yard deep bomb to A.J. Brown down to the Texans' 23-yard line with 10 seconds remaining in the game.

- Against Baltimore (1/10), completed 18 of 26 passes for 165 yards with a touchdown and an interception. Rushed twice for six yards. Gave the Titans an early 7-0 lead with a 10-yard touchdown pass to A.J. Brown in the opening quarter.

2019 (12/10, 3/3 - Tennessee): Named to his first career Pro Bowl. Named the NFL's Comeback Player of the Year. Played in 12 games with 10 starts at quarterback and led the NFL with a 117.5 passer rating and ranked third in the NFL with a 70.3 completion percentage. Established the fourth-highest single-season passer rating in NFL history. Completed 201 of 286 passes for 2,742 yards with 22 touchdowns and six interceptions. Became the third qualifying passer in NFL history to have a season with at least a 70.0 completion percentage and an average of at least 9.0 yards per attempt, joining Sammy Baugh and Joe Montana. Established new franchise single-season records for completion percentage (70.7) and yards per attempt (9.6). Rushed 43 times for 185 yards with four rushing touchdowns. Did not play in four games. Started all three postseason contests and connected on 36 of 60 passes for 369 yards with five touchdowns and an interception for a 98.5 passer rating. Rushed 13 times for 35 yards with a rushing score. Named the AFC Offensive Player of the Month for December, after completing 90 of 132 passes for 1,322 yards with 12 touchdowns and two

interceptions. His passer rating for the calendar month was 124.6, which led the AFC.

- At Denver (10/13), entered the game in the third quarter and completed 13 of 16 passes for 144 yards with an interception. Rushed once for six yards.
- Against L.A. Chargers (10/20), started at quarterback and completed 23 of 29 passes for 312 yards with two touchdowns and an interception for a 120.1 passer rating. Rushed five times for seven yards. Set a new career-high by completing 79.3 percent of his passes. Evened the score at 10-10 with an eight-yard touchdown strike to Corey Davis late in the second quarter. Gave the Titans a 16-10 lead with a five-yard touchdown pass to Tajaé Sharpe in the back of the end zone on third-and-goal early in the fourth quarter.
- Against Tampa Bay (10/27), connected on 21 of 33 passes for 193 yards with three touchdowns for a 109.8 passer rating. Gave the Titans a 7-3 lead with a five-yard touchdown strike to Jonnu Smith in the first quarter. Increased the Titans lead to 14-3 with a six-yard touchdown pass to Tajaé Sharpe on third-and-goal late in the first stanza. Gave the Titans a 27-23 lead with an eight-yard touchdown strike to A.J. Brown on third-and-eight midway through the fourth quarter.
- At Carolina (11/3), completed 27 of 39 passes for 331 yards with a touchdown and two interceptions. Rushed four times for 38 yards with a score. Found Derrick Henry for a 23-yard touchdown reception on a screen in the fourth quarter. Cut the Panthers' lead to 30-20 with a 10-yard touchdown run with less than three minutes remaining in the game.
- Against Kansas City (11/10), completed 13 of 19 passes for 181 yards with two touchdowns for a 133.9 passer rating. Rushed three times for 37 yards. Added a two-point conversion rushing score. Found Anthony Firkser for a nine-yard touchdown pass in the second quarter. Gave the Titans the lead by finding Adam Humphries for a 23-yard touchdown strike with 23 seconds remaining in the fourth quarter. Increased the lead to 35-32 with an extra effort, two-point conversion run.
- Against Jacksonville (11/24), completed 14 of 18 passes for 259 yards with two touchdowns for a 155.8 passer rating. Rushed seven times for 40 yards with a career-best two rushing scores. Gave the Titans a 7-0 lead with a 21-yard touchdown run on a bootleg in the second stanza. Increased the Titans lead to 35-3 with a 65-yard touchdown strike to Brown in the third stanza. Collected his career-best second rushing touchdown with a three-yard score on third-and-one in the fourth quarter.
- At Indianapolis (12/1), completed 17 of 22 passes for 182 yards with two touchdowns for a 131.2 passer rating. Evened the score at 7-7 with a 13-yard touchdown pass to Adam Humphries on third-and-eight in the opening stanza. Sealed the victory with a 40-yard touchdown strike to Kalif Raymond on third-and-six late in the fourth quarter.
- At Oakland (12/8), named AFC Offensive Player of the Week after completing 21 of 27 passes for 391 yards with three touchdowns and an interception for a 140.4 passer rating. His passer rating of 140.4 was the second-best single-game mark of his career in a contest in which he attempted at least 20 passes. Gave the Titans a 14-7 advantage with a career-long 91-yard touchdown bomb to A.J. Brown early in the second quarter. Gave the Titans a 21-14 lead with a 16-yard touchdown pass to Brown on third-and-13 in the second quarter. Found Jonnu Smith in the back of the end zone for a 17-yard touchdown and a 35-21 lead early in the fourth quarter.
- Against Houston (12/15), completed 22 of 36 passes for 279 yards with two touchdowns and an interception. Rushed three times for 10 yards with a score. Connected with A.J. Brown for a 60-yard reception down the right sideline in the opening quarter. Cut the Texans' lead to 14-7 with a one-yard touchdown run on fourth-and-goal in the third quarter. Evened the score at 14-14 with a five-yard touchdown strike to Brown early in the fourth quarter. Found Dion Lewis for an 11-yard touchdown toss late in the final stanza.
- Against New Orleans (12/22), completed 17 of 27 passes for 272 yards with three touchdowns for a 133.6 passer rating. Gave the Titans a 7-0 lead with a 41-yard touchdown strike to Jonnu Smith in the first quarter. Cut the Saints lead to 24-21 with a 36-yard touchdown pass to Tajaé Sharpe on third-and-one in the third quarter. Found Sharpe in the back of the end zone for a seven-yard touchdown on third-and-two midway through the fourth quarter.
- At Houston (12/29), started at quarterback in his 100th career game and completed 13 of 20 passes for 198 yards with two touchdowns for a 130.8 passer rating. Registered his seventh consecutive game with at least two touchdown passes, the best streak of his career. Evened the score at 7-7 with a 51-yard touchdown toss to A.J. Brown on third-and-five in the opening quarter. Gave the Titans a 14-7 lead with a one-yard touchdown

pass to MyCole Pruitt early in the second quarter. Set up the Titans' fourth touchdown with a 47-yard bomb to Brown down to the Houston one-yard line early in the fourth quarter.

- At New England (1/4), started at quarterback in his postseason debut and completed eight of 15 passes for 72 yards with a touchdown and an interception. Gave the Titans a 7-3 lead with a 12-yard touchdown strike to Anthony Firkser on third-and-10 in the first quarter. Converted a key third-and-eight with an 11-yard toss to Firkser along the sideline allowing the offense to run more clock late in the fourth quarter.
- At Baltimore (1/11), connected on seven of 14 passes for 88 yards with two touchdowns for a 109.5 passer rating. Rushed six times for 13 yards with a score. Gave the Titans a 7-0 lead with a 12-yard touchdown connection to Jonnu Smith in the corner of the end zone on third-and-12 in the first quarter. Increased the Titans lead to 14-0 with a 45-yard touchdown bomb to Kalif Raymond early in the second quarter. Found the end zone for a one-yard touchdown run on an option play in the third stanza.
- At Kansas City (1/19), started at quarterback and completed 21 of 31 passes for 209 yards with two touchdowns for a 108.1 passer rating. Kickstarted the Titans' first scoring drive with a 37-yard connection to A.J. Brown on the second play from scrimmage. Increased the Titans lead to 17-7 with a one-yard touchdown toss to Dennis Kelly in the second stanza. Cut the Chiefs' lead to 35-24 with a 22-yard scoring connection to Anthony Firkser in the final quarter.

2018 (10/10 - Miami): Started 10 games and completed 158 of 243 passes for 1,832 yards with 17 touchdowns. Tallied 30 carries for 136 yards. Was inactive for five games. Served as a season-long team captain.

- Against Tennessee (9/9), connected on 20 of 28 passes for 230 yards with two touchdowns. Completed a 75-yard pass to Kenny Stills in the fourth quarter to give Miami a 24-10 lead. It was the second-longest completion of his career.
- Against Oakland (9/23), completed 17 of 23 passes for 289 yards with three touchdowns for a 155.3 passer rating.
- Against New England (12/2), completed 14 of 19 passes for 265 yards with three touchdowns for a 155.2 passer rating. Eclipsed 20,000 career passing yards, becoming the third quarterback in Dolphins history to accomplish the feat. Led his 14th career fourth quarter comeback, connecting on a 69-yard pass that was double-lateraled to Kenyan Drake for a game-winning touchdown on the final play of the game known as "The Miami Miracle."

2017 (0/0 - Miami): Missed the entire season after being placed on injured reserve on Aug. 12.

2016 (13/13 - Miami): Started 13 games and completed 261 of 389 passes for 2,995 yards with 19 touchdowns. Produced 39 carries for 164 yards with a touchdown. Was inactive for three games. His 67.1 completion percentage was the second-highest single-season completion percentage in franchise history.

- Against Buffalo (10/23), made good on 15 of 25 passes for 204 yards with a touchdown. Completed a 66-yard touchdown pass to Kenny Stills with 2:24 left to give Miami a two-score lead.
- At Los Angeles Rams (11/20), completed 24 of 34 passes for 172 yards with two touchdowns. Registered two carries for 19 yards. Hit DeVante Parker for a nine-yard touchdown pass to give Miami the lead with 36 seconds left. Marked the 13th come-from-behind win of his career. In Miami's final two drives, completed 12 of 13 passes for 115 yards and two scores. Became the franchise's all-time leading rusher as a quarterback, surpassing Hall of Fame quarterback Bob Griese (994).
- Against San Francisco (11/27), connected on 20 of 30 passes for 285 yards with three touchdowns for a 130.6 passer rating.
- At Pittsburgh (1/8), was inactive for the Wild Card matchup.

2015 (16/16 - Miami): Started all 16 games and completed 363 of 586 passes for 4,208 yards with 24 touchdowns. Set a then NFL record with 25 consecutive completions on Oct. 18 (at Tennessee) and Oct. 25 (vs. Houston). His 4,208 passing yards was the fifth-highest single-season total in team history and most by a Dolphins quarterback other than Dan Marino. His 24 touchdown passes marked the third straight season he passed for 20 or more touchdowns, joining Marino as the only Dolphins quarterback to accomplish the feat.

- At Jacksonville (9/20), connected on 30 of 44 passes for 359 yards with two touchdowns for a 108.0 passer rating.
- Against Buffalo (9/27), completed 26 of 49 passes for 297 yards and two touchdowns. Set a team record with 160 consecutive passes without an

interception, breaking Dan Marino's mark.

- Against Houston (10/25), named AFC Offensive Player of the Week and FedEx Air NFL Player of the Week by completing 18 of 19 passes for 282 yards with four touchdowns for a perfect 158.3 passer rating. His 94.7 completion percentage was a single-game team record. Became the first NFL quarterback since Randall Cunningham in 1998 to complete three 50-yard touchdown passes in the first half of a game.

2014 (16/16 - Miami): Started all 16 games and completed 392 of 590 passes for 4,045 yards with 27 touchdowns for a 92.8 passer rating. Registered 56 carries for 311 yards with a touchdown. His 392 completions were the most in team history and his 590 pass attempts were the fourth-most in team history. Completed 70 percent of passes in five consecutive games (Nov. 2 to Dec. 1), setting a team record. His 27 touchdown passes were the sixth-most in team history and the most by anyone other than Dan Marino.

- Against San Diego (11/2), connected on 24 of 34 passes for 288 yards with three touchdowns for a season-high 125.6 passer rating.

- At N.Y. Jets (12/1), completed 25 of 35 passes for 235 yards. Engineered a game-winning drive that led to a 26-yard field goal with 1:57 left to give Miami the 16-13 victory.

- Against Minnesota (12/21), connected on 35 of 47 passes for 396 yards with four touchdowns for a 118.8 passer rating. His 396 passing yards marked the eighth 300-yard game of his career, moving him into second place in team history in the category.

2013 (16/16 - Miami): Started all 16 games and completed 355 of 588 passes for 3,913 yards with 24 touchdowns for an 81.7 passer rating. Tallied 40 carries for 238 yards with a touchdown.

- At Atlanta (9/22), completed 24 of 35 passes for 236 yards with two touchdowns. Led the team on a 13-play, 75-yard drive that culminated in a one-yard touchdown pass to Dion Sims with 38 seconds left to win the game. Completed nine of 12 passes for 69 yards with a touchdown on the game-winning drive.

- At N.Y. Jets (12/1), connected on 28 of 43 passes for 331 yards with two touchdowns. Marked his second consecutive 300-yard passing game, the first back-to-back 300-yard games of his career.

- Against New England (12/15), completed 25 of 37 passes for 312 yards with three touchdowns for a 120.6 passer rating. It was his second straight three plus touchdown performance as he became the first Dolphins quarterback since Dan Marino in 1994 to accomplish the feat. Led the team on a nine-play, 60-yard drive capped off by a 14-yard touchdown pass to Marcus Thigpen with 1:15 left to win the game.

2012 (16/16 - Miami): Started all 16 games as a rookie and completed 282 of 484 passes for 3,294 yards with 12 touchdowns for a 76.1 passer rating. Carried the ball 49 times for 211 yards and two touchdowns. Set franchise rookie records in completions (282), attempts (484) and passing yards (3,294). His 58.3 completion percentage was second-best among rookies in team history.

- At Houston (9/9), made his NFL debut and his first NFL start and completed 20 of 36 passes for 219 yards. Became the first rookie quarterback in team history to start a season opener.

- Against Oakland (9/16), collected his first win by completing 18 of 30 passes for 200 yards and a touchdown. Scored his first NFL rushing touchdown with a two-yard run in the first quarter. Threw his first NFL touchdown with a 14-yard pass to Anthony Fasano in the fourth quarter.

- At Arizona (9/30), connected on 26 of 41 passes for 431 yards with a touchdown. His 26 completions were the most in team history by a rookie and his 431 passing yards was the third-highest single-game total by a rookie in NFL history, the most by a rookie in Dolphins history and tied for the sixth-most in any game in team history.

COLLEGE:

- Was a four-year letterman (2008-11) and two-year starter as a quarterback and wide receiver at Texas A&M.

- Played in 50 games with 25 starts and completed 484 of 774 passes for 5,450 yards with 42 touchdowns. Hauled in 112 receptions for 1,596 yards with 10 touchdowns. Rushed 115 times for 369 yards with five touchdowns.

- Started 19 games at quarterback and six contests at wide receiver, while playing both quarterback and wide receiver in five games.

- As a senior (2011), started all 13 games and completed 327 of 531 passes for 3,744 yards and 29 touchdowns. Notched 58 carries for 306 yards and four touchdowns.

- In his final collegiate campaign, was named honorable mention All-

American, a finalist for the Johnny Unitas Golden Arm Award (nation's top quarterback), a semifinalist for the Davey O'Brien Award (nation's top quarterback) and a finalist for the William V. Campbell Trophy (nation's best scholar-athlete).

- As a junior (2010), played in all 13 games with six starts at quarterback and connected on 152 of 234 passes for 1,638 yards and 13 touchdowns. As a wide receiver registered 11 receptions for 143 yards with a touchdown. Rushed 51 times for 76 yards and a score. Saw action at wide receiver for the first seven games of the season. Took over starting quarterback duties for the final six games and posted a 5-1 record.

- As a sophomore (2009), played in all 13 games and was named honorable mention All-Big 12. Collected 46 receptions for 609 yards and four touchdowns. Completed four of eight passes for 60 yards. Notched four carries for minus five yards.

- As a redshirt freshman (2008), played in 11 games with six starts at wide receiver. Battled for the starting quarterback spot in camp but moved to receiver at the start of the season. Tallied 55 receptions for 844 yards with five touchdowns. Completed his only pass for eight yards. Notched two carries for minus eight yards. His 55 receptions, 844 receiving yards and five receiving touchdowns were school freshman records. Received honorable mention Freshman All-American honors and was voted school's offensive MVP by his teammates.

- Redshirted in 2007.

- Majored in biology at Texas A&M.

PERSONAL:

- Married to Lauren and the couple has two children.

- Attended Big Spring (Texas) High School and played defensive back, punter, wide receiver and quarterback.

- As a senior (2006), passed for 1,258 yards and rushed for 617 yards. Hauled in three receptions for 62 yards. Posted a 39.2-yard punt return average. Received first-team All-CIF honors.

- As a junior (2005), notched 62 receptions for 1,500 yards and 17 touchdowns.

- Also lettered in basketball, baseball, golf and track and field.

- Follow Tannehill on Twitter at @ryantannehill1.

- Follow Tannehill on Instagram at @rtannehill17.

- Born Ryan Timothy Tannehill on July 27, 1988 in Lubbock, Texas.

RYAN TANNEHILL'S GAME-BY-GAME

2012 Miami Dolphins				PASSING										RUSHING					COMBINED RUSH + PASS		
Date	Opp	W/L	P/S	Att	Cmp	Pct	Yds	Yds/Att	TD	Int	Lg	Sk	Lst	Rating	Att	Yds	Avg	Lg	TD	Yards	Touchdowns
Sept 9	@ Hou	L	S	36	20	55.6	219	6.1	0	3	34	2	20	39.0	3	-4	-1.3	0	0	215	
Sept 16	Oak	W	S	30	18	60.0	200	6.7	1	0	25	1	11	91.0	3	14	4.7	13	1	214	2r, 14
Sept 23	NYJ	L	S	36	16	44.4	196	5.4	0	1	41	0	0	50.2	3	3	1.0	5	0	199	
Sept 30	@ Ari	L	S	41	26	63.4	431	10.5	1	2	80t	4	37	86.5	1	0	0.0	0	0	431	80
Oct 7	@ Cin	W	S	26	17	65.4	223	8.6	0	0	30	2	12	92.3	4	-4	-1.0	-1	0	219	
Oct 14	StL	W	S	29	21	72.4	185	6.4	2	0	29t	3	29	112.0	4	16	4.0	10	0	201	29, 1
Oct 28	@ NYJ	W	S	5	2	40.0	18	3.6	0	0	12	1	9	50.4	0	0	0.0	-	0	18	
Nov 4	@ Ind	L	S	38	22	57.9	290	7.6	1	0	35	2	9	90.9	1	-1	-1.0	-1	0	289	31
Nov 11	Ten	L	S	39	23	59.0	217	5.6	0	3	17	1	8	42.4	1	-1	-1.0	-1	0	216	
Nov 15	@ Buf	L	S	28	14	50.0	141	5.0	1	2	19	3	17	46.9	1	7	7.0	7	0	148	2
Nov 25	Sea	W	S	26	18	69.2	253	9.7	1	1	39	1	7	97.1	4	33	8.3	19	0	286	29
Dec 2	NE	L	S	29	13	44.8	186	6.4	0	0	28	3	10	66.2	5	19	3.8	9	1	205	2r
Dec 9	@ SF	L	S	33	17	51.5	150	4.5	1	0	28	2	17	74.1	3	25	8.3	20	0	175	3
Dec 16	Jax	W	S	28	22	78.6	220	7.9	2	0	37	1	11	123.2	8	52	6.5	30	0	272	4, 2
Dec 23	Buf	W	S	25	13	52.0	130	5.2	2	0	30	2	11	93.8	6	44	7.3	31	0	174	17, 12
Dec 30	@ NE	L	S	35	20	57.1	235	6.7	0	1	22	7	26	65.8	2	8	4.0	8	0	243	
Totals		7-9	16/16	484	282	58.3	3,294	6.8	12	13	80t	35	234	76.1	49	211	4.3	31	2	3,505	

2013 Miami Dolphins				PASSING										RUSHING					COMBINED RUSH + PASS		
Date	Opp	W/L	P/S	Att	Cmp	Pct	Yds	Yds/Att	TD	Int	Lg	Sk	Lst	Rating	Att	Yds	Avg	Lg	TD	Yards	Touchdowns
Sept 8	@ Cle	W	S	38	24	63.2	272	7.2	1	1	34t	4	17	82.3	5	3	0.6	3	0	275	34
Sept 15	@ Ind	W	S	34	23	67.6	319	9.4	1	0	67	5	22	107.4	4	1	0.3	2	0	320	18
Sept 22	Atl	W	S	35	24	68.6	236	6.7	2	1	21	5	41	94.5	2	7	3.5	8	0	243	18, 1
Sept 30	@ NO	L	S	35	22	62.9	249	7.1	1	3	50	4	33	57.9	4	48	12.0	26	0	297	3
Oct 6	Bal	L	S	40	21	52.5	307	7.7	1	0	49	6	35	86.1	2	6	3.0	6	0	313	9
Oct 20	Buf	L	S	37	19	51.4	194	5.2	3	2	46	2	21	71.2	3	5	1.7	3	0	199	7, 13, 4
Oct 27	@ NE	L	S	42	22	52.4	192	4.6	2	2	25	6	47	60.8	1	12	12.0	12	0	204	4, 5
Oct 31	Cin	W	S	28	20	71.4	208	7.4	0	0	40	3	20	92.6	1	1	1.0	1	1	209	1r
Nov 11	@ TB	L	S	42	27	64.3	229	5.5	2	1	19t	2	18	84.3	1	2	2.0	2	0	231	6, 19
Nov 17	SD	W	S	35	22	62.9	268	7.7	1	1	39t	4	29	84.0	4	21	5.3	10	0	289	39
Nov 24	Car	L	S	42	28	66.7	310	7.4	1	1	57	3	30	86.4	4	36	9.0	19	0	346	53
Dec 1	@ NYJ	W	S	43	28	65.1	331	7.7	2	1	31t	1	3	94.2	3	22	7.3	18	0	353	31, 28
Dec 8	@ Pit	W	S	33	20	60.6	200	6.1	3	1	40	2	14	95.5	3	56	18.7	48	0	256	6, 4, 12
Dec 15	NE	W	S	37	25	67.6	312	8.4	3	0	39t	4	23	120.6	1	-1	-1.0	-1	0	311	39, 2, 14
Dec 22	@ Buf	L	S	27	10	37.0	82	3.0	0	0	13	7	46	45.6	0	0	0.0	-	0	82	
Dec 29	NYJ	L	S	40	20	50.0	204	5.1	1	3	25	0	0	42.1	2	19	9.5	20	0	223	5
Totals		8-8	16/16	588	355	60.4	3,913	6.7	24	17	67	58	399	81.7	40	238	6.0	48	1	4,151	

RYAN TANNEHILL'S GAME-BY-GAME CONT.

2014 Miami Dolphins				PASSING										RUSHING					COMBINED RUSH + PASS		
Date	Opp	W/L	P/S	Att	Cmp	Pct	Yds	Yds/Att	TD	Int	Lg	Sk	Lst	Rating	Att	Yds	Avg	Lg	TD	Yards	Touchdowns
Sept 7	NE	W	S	32	18	56.3	178	5.6	2	1	24	1	9	79.9	3	-2	-0.7	0	0	176	4, 14
Sept 14	@ Buf	L	S	49	31	63.3	241	4.9	1	1	18	4	31	73.6	4	11	2.8	6	0	252	7
Sept 21	KC	L	S	43	21	48.8	205	4.8	1	0	30	4	14	70.4	1	9	9.0	9	0	214	1
Sept 28	@ Oak	W	S	31	23	74.2	278	9.0	2	1	35	0	0	109.3	5	35	7.0	18	0	313	13, 18
Oct 12	GB	L	S	31	20	64.5	244	7.9	2	2	25	1	7	83.3	3	49	16.3	40	0	293	11, 5
Oct 19	@ Chi	W	S	32	25	78.1	277	8.7	2	0	26	4	21	123.6	6	48	8.0	30	0	325	13, 10
Oct 26	@ Jax	W	S	29	16	55.2	196	6.8	1	1	50	3	18	73.3	5	48	9.6	30	0	244	3
Nov 2	SD	W	S	34	24	70.6	288	8.5	3	0	38	0	0	125.6	4	47	11.8	22	0	335	6, 21, 14
Nov 9	@ Det	L	S	38	27	71.1	207	5.4	1	1	20	3	29	81.8	2	0	0.0	3	0	207	3
Nov 13	Buf	W	S	34	26	76.5	240	7.1	2	0	32	5	35	114.8	4	16	4.0	15	0	256	7, 8
Nov 23	@ Den	L	S	36	26	72.2	228	6.3	3	1	21	1	12	104.9	4	15	3.8	8	1	243	1r, 10, 5, 1
Dec 1	@ NYJ	W	S	35	25	71.4	235	6.7	0	1	25	2	18	77.7	4	13	3.3	10	0	248	
Dec 7	Bal	L	S	33	23	69.7	227	6.9	1	0	27	6	41	98.9	2	6	3.0	7	0	233	3
Dec 14	@ NE	L	S	47	29	61.7	346	7.4	1	2	50	4	38	73.5	3	21	7.0	15	0	367	32
Dec 21	Min	W	S	47	35	74.5	396	8.4	4	1	41	1	13	118.8	6	-5	-0.8	5	0	391	14, 16, 7, 3
Dec 28	NYJ	L	S	39	23	59.0	259	6.6	1	0	33	7	51	87.4	0	0	0.0	-	0	259	23
Totals		8-8	16/16	590	392	66.4	4,045	6.9	27	12	50	46	337	92.8	56	311	5.6	40	1	4,356	

2015 Miami Dolphins				PASSING										RUSHING					COMBINED RUSH + PASS		
Date	Opp	W/L	P/S	Att	Cmp	Pct	Yds	Yds/Att	TD	Int	Lg	Sk	Lst	Rating	Att	Yds	Avg	Lg	TD	Yards	Touchdowns
Sept 13	@ Was	W	S	34	22	64.7	226	6.6	1	0	27	3	44	93.5	3	7	2.3	5	0	233	3
Sept 20	@ Jax	L	S	44	30	68.2	359	8.2	2	0	48	2	15	108.0	3	17	5.7	9	0	376	10, 5
Sept 27	Buf	L	S	49	26	53.1	297	6.1	2	3	46t	2	8	59.7	1	-1	-1.0	-1	0	296	21, 46
Oct 4	NYJ	L	S	44	19	43.2	198	4.5	2	2	42	3	31	53.0	1	4	4.0	4	0	202	8, 10
Oct 18	@ Ten	W	S	29	22	75.9	266	9.2	2	2	38	2	12	97.8	2	14	7.0	10	0	280	2, 12
Oct 25	Hou	W	S	19	18	94.7	282	14.8	4	0	54t	4	41	158.3	1	3	3.0	3	0	285	53, 50, 10, 54
Oct 29	@ NE	L	S	44	28	63.6	300	6.8	0	2	29	5	45	64.6	2	-1	-0.5	0	0	299	
Nov 8	@ Buf	L	S	35	26	74.3	307	8.8	0	0	46	2	27	100.5	2	3	1.5	3	0	310	
Nov 15	@ Phi	W	S	36	21	58.3	217	6.0	2	0	43	4	27	94.3	2	-2	-1.0	-1	0	215	13, 4
Nov 22	Dal	L	S	24	13	54.2	188	7.8	2	1	47	3	48	90.3	3	13	4.3	7	0	201	12, 29
Nov 29	@ NYJ	L	S	58	33	56.9	351	6.1	3	1	40	3	30	84.8	0	0	0.0	-	0	351	5, 5, 33
Dec 6	Bal	W	S	19	9	47.4	86	4.5	1	0	38t	1	4	78.0	1	11	11.0	11	0	97	38
Dec 14	NYG	L	S	41	25	61.0	236	5.8	1	0	47t	1	1	85.0	4	24	6.0	12	0	260	47
Dec 20	@ SD	L	S	34	20	58.8	216	6.4	0	0	35	3	29	77.6	3	4	1.3	2	1	220	1r
Dec 27	Ind	L	S	38	26	68.4	329	8.7	0	1	49	6	50	84.2	1	28	28.0	28	0	357	
Jan 3	NE	W	S	38	25	65.8	350	9.2	2	0	46	1	8	112.8	3	17	5.7	19	0	367	15, 2
Totals		6-10	16/16	586	363	61.9	4,208	7.2	24	12	54t	45	420	88.7	32	141	4.4	28	1	4,349	

2016 Miami Dolphins				PASSING										RUSHING					COMBINED RUSH + PASS			
Date	Opp	W/L	P/S	Att	Cmp	Pct	Yds	Yds/Att	TD	Int	Lg	Sk	Lst	Rating	Att	Yds	Avg	Lg	TD	Yards	Touchdowns	
Sept 11	Sea	L	S	29	16	55.2	186	6.4	0	0	50	5	36	74.8	5	17	3.4	11	1	203	2r	
Sept 18	NE	L	S	45	32	71.1	387	8.6	2	2	33	0	0	93.5	6	35	5.8	17	0	422	24, 12	
Sept 25	Cle	W	S	39	25	64.1	319	8.2	3	2	42t	1	8	93.9	1	2	2.0	2	0	321	26, 42, 10	
Sept 29	Cin	L	S	25	15	60.0	189	7.6	1	1	74t	5	29	80.3	0	0	0.0	-	0	189	74	
Oct 9	Ten	L	S	18	12	66.7	191	10.6	0	2	58	6	42	62.3	0	0	0.0	-	0	191		
Oct 16	Pit	W	S	32	24	75.0	252	7.9	0	0	53	0	0	97.4	2	3	1.5	4	0	255		
Oct 23	Buf	W	S	25	15	60.0	204	8.2	1	0	66t	1	6	99.4	6	21	3.5	13	0	225	66	
Nov 6	NYJ	W	S	28	17	60.7	149	5.3	1	0	24	1	12	86.8	2	-3	-1.5	-1	0	146	1	
Nov 13	SD	W	S	24	17	70.8	240	10.0	2	0	56	1	9	130.6	3	16	5.3	18	0	256	39, 18	
Nov 20	LAR	W	S	34	24	70.6	172	5.1	2	1	15	4	30	89.3	2	19	9.5	10	0	191	10, 9	
Nov 27	SF	W	S	30	20	66.7	285	9.5	3	0	46	2	22	130.6	6	34	5.7	17	0	319	16, 43, 15	
Dec 4	Bal	L	S	40	29	72.5	226	5.7	1	3	26	2	11	63.1	1	0	0.0	0	0	226	8	
Dec 11	Ari	W	S	20	15	75.0	195	9.8	3	1	71	1	11	124.0	5	20	4.0	12	0	215	28, 7, 3	
Dec 17	@ NYJ	W	IA																			
Dec 24	@ Buf	W	IA																			
Jan 1	NE	L	IA																			
Totals		10-6	13/13	389	261	67.1	2,995	7.7	19	12	74t	29	216	93.5	39	164	4.2	18	1	3,159		
Playoffs																						
Jan 8	@ Pit	L	IA																			
Totals		0-1	0/0	0	0	0.0	0	0.0	0	0	0	0	0	0.0	0	0	0.0	0	0	0	0	

2017 Miami Dolphins				PASSING										RUSHING					COMBINED RUSH + PASS			
Date	Opp	W/L	P/S	Att	Cmp	Pct	Yds	Yds/Att	TD	Int	Lg	Sk	Lst	Rating	Att	Yds	Avg	Lg	TD	Yards	Touchdowns	
Totals		0-0	0/0	0	0	0.0	0	0.0	0	0	0	0	0	0.0	0	0	0.0	0	0	0	0	

Injured Reserve

RYAN TANNEHILL'S GAME-BY-GAME CONT.

2018 Miami Dolphins				PASSING										RUSHING					COMBINED RUSH + PASS		
Date	Opp	W/L	P/S	Att	Cmp	Pct	Yds	Yds/Att	TD	Int	Lg	Sk	Lst	Rating	Att	Yds	Avg	Lg	TD	Yards	Touchdowns
Sept 9	Ten	W	S	28	20	71.4	230	8.2	2	2	75t	1	8	89.9	4	4	1.0	4	0	234	10, 75
Sept 16	NYJ	W	S	23	17	73.9	168	7.3	2	0	29t	4	46	123.1	8	44	5.5	20	0	212	29, 19
Sept 23	Oak	W	S	23	17	73.9	289	12.6	3	0	74t	1	9	155.3	3	26	8.7	18	0	315	34, 18, 74
Sept 30	NE	L	S	20	11	55.0	100	5.0	0	1	22	2	19	47.9	1	0	0.0	0	0	100	
Oct 7	Cin	L	S	35	20	57.1	185	5.3	1	2	22t	3	16	57.4	3	17	5.7	9	0	202	22
Oct 14	Chi	W	IA																		
Oct 21	Det	L	IA																		
Oct 25	@ Hou	L	IA																		
Nov 4	NYJ	W	IA																		
Nov 11	@ GB	L	IA																		
Nov 25	Ind	L	S	25	17	68.0	204	8.2	2	0	74	1	3	119.4	3	14	4.7	9	0	218	33, 74
Dec 2	Buf	W	S	24	16	66.7	137	5.7	3	1	18	3	22	103.6	3	-5	-1.7	-1	0	132	18, 3, 13
Dec 9	NE	W	S	19	14	73.7	265	13.9	3	0	69	4	36	155.2	1	13	13.0	13	0	278	7, 23, 69
Dec 16	Min	L	S	24	11	45.8	108	4.5	0	0	18	9	71	59.0	1	1	1.0	1	0	109	
Dec 23	Jax	L	S	22	15	68.2	146	6.6	1	1	31	3	25	82.8	3	22	7.3	12	0	168	4
Dec 30	Buf	L	S	31	18	58.1	147	4.7	0	2	19	4	24	43.3	2	9	4.5	12	0	156	
Totals		7-9	11/11	274	176	64.2	1,979	7.2	17	9	75t	35	279	92.7	32	145	4.5	20	0	2,124	

2019 Tennessee Titans				PASSING										RUSHING					COMBINED RUSH + PASS		
Date	Opp	W/L	P/S	Att	Cmp	Pct	Yds	Yds/Att	TD	Int	Lg	Sk	Lst	Rating	Att	Yds	Avg	Lg	TD	Yards	Touchdowns
Sept 8	@ Cle	W	p	0	0	-	0	-	0	0	0	0	0	-	2	-2	-1.0	-1	0	-2	
Sept 15	Ind	L	DNP																		
Sept 19	@ Jax	L	DNP																		
Sept 29	@ Atl	W	DNP																		
Oct 6	Buf	L	DNP																		
Oct 13	@ Den	L	p	16	13	81.3	144	9.0	0	1	25	4	35	78.1	1	6	6.0	6	0	150	
Oct 20	LAC	W	S	29	23	79.3	312	10.8	2	1	38	2	17	120.1	5	7	1.4	6	0	319	8, 5
Oct 27	TB	W	S	33	21	63.6	193	5.8	3	0	26	3	19	109.8	4	-3	-0.8	1	0	190	5, 6, 8
Nov 3	@ Car	L	S	39	27	69.2	331	8.5	1	2	35	4	21	82.3	4	38	9.5	25	1	369	23, 10r
Nov 10	KC	W	S	19	13	68.4	181	9.5	2	0	52	4	35	133.9	3	37	12.3	18	0	218	9, 23
Nov 24	Jax	W	S	18	14	77.8	259	14.4	2	0	65t	1	7	155.8	7	40	5.7	21t	2	299	21r, 1, 65, 3r
Dec 1	@ Ind	W	S	22	17	77.3	182	8.3	2	0	40t	6	44	131.3	4	5	1.3	8	0	187	13, 40
Dec 8	@ Oak	W	S	27	21	77.8	391	14.5	3	1	91t	0	0	140.4	4	19	4.8	10	0	410	91, 16, 17
Dec 15	Hou	L	S	36	22	61.1	279	7.8	2	1	60	2	10	92.2	3	10	3.3	10	1	289	1r, 5
Dec 22	NO	L	S	27	17	63.0	272	10.1	3	0	41t	5	24	133.6	1	8	8.0	8	0	280	41, 36, 7
Dec 29	@ Hou	W	S	20	13	65.0	198	9.9	2	0	51t	0	0	130.8	5	20	4.0	19	0	218	51, 1
Totals		9-7	12/10	286	201	70.3	2,742	9.6	22	6	91t	31	212	117.5	43	185	4.3	25	4	2,927	

Playoffs				PASSING										RUSHING					COMBINED RUSH + PASS		
Date	Opp	W/L	P/S	Att	Cmp	Pct	Yds	Yds/Att	TD	Int	Lg	Sk	Lst	Rating	Att	Yds	Avg	Lg	TD	Yards	Touchdowns
Jan 4	@ NE	W	S	15	8	53.3	72	4.8	1	1	22	1	5	61.0	4	11	2.8	5	0	83	12
Jan 11	@ Bal	W	S	14	7	50.0	88	6.3	2	0	45t	1	8	109.5	6	13	2.2	9	1	101	12, 45, 1r
Jan 19	@ KC	L	S	31	21	67.7	209	6.7	2	0	37	3	27	108.1	3	11	3.7	6	0	220	1, 22
Totals		2-1	3/3	60	36	60.0	369	6.2	5	1	45t	5	40	98.5	13	35	2.7	9	1	404	

2020 Tennessee Titans				PASSING										RUSHING					COMBINED RUSH + PASS		
Date	Opp	W/L	P/S	Att	Cmp	Pct	Yds	Yds/Att	TD	Int	Lg	Sk	Lst	Rating	Att	Yds	Avg	Lg	TD	Yards	Touchdowns
Sept 14	@ Den	W	S	43	29	67.4	249	5.8	2	0	23	1	2	97.9	3	14	4.7	11	0	263	1, 1
Sept 20	Jax	W	S	24	18	75.0	239	10.0	4	0	63	1	8	145.7	4	12	3.0	8	0	251	13, 9, 4, 18
Sept 27	@ Min	W	S	37	23	62.2	321	8.7	0	1	61	1	11	78.8	4	9	2.3	10	0	330	
Oct 13	Buf	W	S	28	21	75.0	195	7.0	3	0	20	0	0	129.3	4	42	10.5	23	1	237	16, 10r, 4, 7
Oct 18	Hou	W	S	41	30	73.2	366	8.9	4	1	53	2	22	122.6	0	0	-	0	0	366	7, 6, 22, 7
Oct 25	Pit	L	S	30	18	60.0	220	7.3	2	0	73t	2	10	104.9	2	5	2.5	4	0	225	4, 73
Nov 1	@ Cin	L	S	30	18	60.0	233	7.8	2	1	27	1	10	92.8	2	20	10.0	15	0	253	9, 12
Nov 8	Chi	W	S	21	10	47.6	158	7.5	2	0	40	3	22	104.9	3	3	1.0	5	0	161	40, 2
Nov 12	Ind	L	S	27	15	55.6	147	5.4	1	0	21	1	10	83.4	2	9	4.5	5	0	156	5
Nov 22	@ Bal	W	S	31	22	71.0	259	8.4	2	1	50	2	16	104.1	4	35	8.8	21	0	294	1, 14
Nov 29	@ Ind	W	S	22	13	59.1	221	10.0	1	0	69t	1	1	108.3	2	3	1.5	2	1	224	69, 1r
Dec 6	Cle	L	S	45	29	64.4	389	8.6	3	1	43	3	20	104.8	0	0	-	0	0	389	17, 22, 8
Dec 13	@ Jax	W	S	24	19	79.2	212	8.8	2	0	37t	1	7	131.3	0	0	-	0	0	212	37, 5
Dec 20	Det	W	S	27	21	77.8	273	10.1	3	0	75t	1	5	145.8	3	21	7.0	17t	2	294	75, 17r, 3r, 2, 3
Dec 27	@ GB	L	S	24	11	45.8	121	5.0	1	2	19	2	17	40.5	3	55	18.3	45t	1	176	12, 45r
Jan 3	@ Hou	W	S	27	18	66.7	216	8.0	1	0	52	2	12	103.3	7	38	5.4	11	2	254	4, 5r, 5r
Totals		11-5	16/16	481	315	65.5	3,819	7.9	33	7	75t	24	173	106.5	43	266	6.2	45t	7	4,085	

Playoffs				PASSING										RUSHING					COMBINED RUSH + PASS		
Date	Opp	W/L	P/S	Att	Cmp	Pct	Yds	Yds/Att	TD	Int	Lg	Sk	Lst	Rating	Att	Yds	Avg	Lg	TD	Yards	Touchdowns
Jan 10	Bal	L	S	26	18	69.2	165	6.3	1	1	35	1	7	83.0	2	6	3.0	4	0	171	
Totals		0-1	1/1	26	18	69.2	165	6.3	1	1	35	1	7	83.0	2	6	3.0	4	0	171	

RYAN TANNEHILL'S GAME-BY-GAME CONT.

2021 Tennessee Titans

Date	Opp	W/L	P/S	PASSING											RUSHING					COMBINED RUSH + PASS			
				Att	Cmp	Pct	Yds	Yds/Att	TD	Int	Lg	Sk	Lst	Rating	Att	Yds	Avg	Lg	TD	Yards	Touchdowns		
Sept 12	Ari	L	S	35	21	60.0	212	6.1	1	1	39	6	56	74.9	2	17	8.5	16	1	229	1r, 13		
Sept 19	@ Sea	W	S	40	27	67.5	347	8.7	0	0	51	3	27	94.5	4	27	6.8	19	0	374			
Sept 26	Ind	W	S	27	18	66.7	197	7.3	3	2	26	1	9	94.2	5	56	11.2	28	0	253	6, 18, 10		
Oct 3	@ NYJ	L	S	49	30	61.2	298	6.1	1	0	27	7	45	85.2	3	9	3.0	7	0	307	2		
Oct 10	@ Jax	W	S	22	14	63.6	197	9.0	1	0	26	3	13	107.6	3	21	7.0	8	0	218	14		
Oct 18	Buf	W	S	29	18	62.1	216	7.4	0	1	48	0	0	70.5	2	3	1.5	4t	1	219	4r		
Oct 24	KC	W	S	27	21	77.8	270	10.0	1	1	46	1	9	105.2	2	6	3.0	4	1	276	24, 2r		
Oct 31	@ Ind	W	S	33	23	69.7	265	8.0	3	2	57t	3	18	98.7	2	26	13.0	13	0	291	6, 57, 5		
Nov 7	@ LAR	W	S	27	19	70.4	143	5.3	1	1	16	3	18	79.7	2	3	1.5	2	1	146	2, 1r		
Nov 14	NO	W	S	27	19	70.4	213	7.9	1	0	50	2	15	105.9	5	1	0.2	2	1	214	1r, 2		
Nov 21	Hou	L	S	52	35	67.3	323	6.2	1	4	46	2	6	58.4	2	3	1.5	3	0	326	18		
Nov 28	@ NE	L	S	21	11	52.4	93	4.4	1	1	24	2	8	60.2	5	24	4.8	11	0	117	1		
Dec 12	Jax	W	S	31	20	64.5	191	6.2	0	0	24	4	30	81.5	4	29	7.3	17	1	220	5r		
Dec 19	@ Pit	L	S	32	23	71.9	153	4.8	0	1	18	4	36	68.9	5	18	3.6	11	1	171	1r		
Dec 23	SF	W	S	29	22	75.9	209	7.2	1	0	42	4	21	106.8	3	22	7.3	23	0	231	18		
Jan 2	Mia	W	S	18	13	72.2	120	6.7	2	0	28	1	10	127.1	4	7	1.8	5	0	127	1, 15		
Jan 9	@ Hou	W	S	32	23	71.9	287	9.0	4	0	36	1	6	138.9	2	-2	-1.0	-1	0	285	5, 14, 4, 3		
Totals				12-5	17/17	531	357	67.2	3,734	7.0	21	14	57t	47	327	89.6	55	270	4.9	28	7	4,004	
Playoffs																							
Jan 22	Cin	L	S	24	15	62.5	220	9.2	1	3	41	1	7	66.7	3	12	4.0	8	0	232	33		
Totals		0-1	1/1	24	15	62.5	220	9.2	1	3	41	1	7	66.7	3	12	4.0	8	0	232	33		

2022 Tennessee Titans

Date	Opp	W/L	P/S	PASSING											RUSHING					COMBINED RUSH + PASS	
				Att	Cmp	Pct	Yds	Yds/Att	TD	Int	Lg	Sk	Lst	Rating	Att	Yds	Avg	Lg	TD	Yards	Touchdowns
Sept 11	NYG	L	S	33	20	60.6	266	8.1	2	0	31	1	0	106.4	2	7	3.5	9	0	273	7, 23
Sept 19	@ Buf	L	S	20	11	55.0	117	5.9	0	2	19	2	16	32.7	1	2	2.0	2	0	119	
Sept 25	LV	W	S	27	19	70.4	264	9.8	1	1	41	1	12	98.4	4	2	0.5	3	1	266	2, 1r
Oct 2	@ Ind	W	S	21	17	81.0	137	6.5	2	0	23	3	21	125.6	5	9	1.8	9	0	146	7, 8
Oct 9	@ Was	W	S	25	15	60.0	181	7.2	1	0	61	5	45	95.6	3	3	1.0	2	0	184	13
Oct 23	Ind	W	S	20	13	65.0	132	6.6	0	0	27	2	16	83.8	4	6	1.5	8	0	138	
Oct 30	@ Hou	W	IA																		
Nov 6	@ KC	L	IA																		
Nov 13	Den	W	S	36	19	52.8	255	7.1	2	0	63t	1	11	94.1	2	12	6.0	11	0	267	9, 63
Nov 17	@ GB	W	S	27	22	81.5	333	12.3	2	1	51	3	17	127.3	3	-3	-1.0	-1	0	330	14, 16
Nov 27	Cin	L	S	34	22	64.7	291	8.6	0	0	69	1	10	91.7	2	9	4.5	5	0	300	
Dec 4	@ Phi	L	S	22	14	63.6	141	6.4	1	0	41	6	35	97.0	3	34	11.3	17	0	175	25
Dec 11	Jax	L	S	38	25	65.8	254	6.7	2	1	27	4	27	91.3	2	16	8.0	8	0	270	10, 2
Dec 18	@ LAC	L	S	22	15	68.2	165	7.5	0	1	37	4	28	71.2	3	1	0.3	1t	1	166	1r
Dec 24	Hou	L	IA																		
Dec 29	Dal	L	IR																		
Jan 7	@ Jax	L	IR																		
Totals		7-10	12/12	325	212	65.2	2,536	7.8	13	6	69	33	238	94.6	34	98	2.9	17	2	2,634	

2023 Tennessee Titans

Date	Opp	W/L	P/S	PASSING											RUSHING					COMBINED RUSH + PASS	
				Att	Cmp	Pct	Yds	Yds/Att	TD	Int	Lg	Sk	Lst	Rating	Att	Yds	Avg	Lg	TD	Yards	Touchdowns
Sept 10	@ NO	L	S	34	16	47.1	198	5.8	0	3	46	3	17	28.8	3	5	1.7	2	0	203	
Sept 17	LAC																				
Sept 24	@ Cle																				
Oct 1	Cin																				
Oct 8	@ Ind																				
Oct 15	Bal																				
Oct 29	Atl																				
Nov 2	@ Pit																				
Nov 12	@ TB																				
Nov 19	@ Jax																				
Nov 26	Car																				
Dec 3	Ind																				
Dec 11	@ Mia																				
Dec 17	Hou																				
Dec 24	Sea																				
Dec 31	@ Hou																				
Jan 6/7	Jax																				
Totals		0-1	1/1	34	16	47.1	198	5.8	0	3	46	3	17	28.8	3	5	1.7	2	0	203	

RYAN TANNEHILL'S NFL STATISTICS

REGULAR SEASON			PASSING											RUSHING				
Year	Team	GP/GS	Att	Cmp	Pct	Yds	Yd/Att	TD	INT	Lg	Sk	Yds	Rat	Att	Yds	Avg	Lg	TD
2012	MIA	16/16	484	282	58.3	3,294	6.8	12	13	80t	35	234	76.1	49	211	4.3	31	2
2013	MIA	16/16	588	355	60.4	3,913	6.7	24	17	67	58	399	81.7	40	238	6.0	48	1
2014	MIA	16/16	590	392	66.4	4,045	6.9	27	12	50	46	337	92.8	56	311	5.6	40	1
2015	MIA	16/16	586	363	61.9	4,208	7.2	24	12	54t	45	420	88.7	32	141	4.4	28	1
2016	MIA	13/13	389	261	67.1	2,995	7.7	19	12	74t	29	216	93.5	39	164	4.2	18	1
2017	MIA	0/0	Injured Reserve															
2018	MIA	11/11	274	176	64.2	1,979	7.2	17	9	75t	35	279	92.7	32	145	4.5	20	0
2019	TEN	12/10	286	201	70.3	2,742	9.6	22	6	91t	31	212	117.5	43	185	4.3	25	4
2020	TEN	16/16	481	315	65.5	3,819	7.9	33	7	75t	24	173	106.5	43	266	6.2	45t	7
2021	TEN	17/17	531	357	67.2	3,734	7.0	21	14	57t	47	327	89.6	55	270	4.9	28	7
2022	TEN	12/12	325	212	65.2	2,536	7.8	13	6	69	33	238	94.6	34	98	2.9	17	2
2023	TEN	1/1	34	16	47.1	198	5.8	0	3	46	3	17	28.8	3	5	1.7	2	0
NFL Totals	146/144	4,568	2,930	64.1	33,463	7.3	212	111	91t	386	2,852	91.4	426	2,034	4.8	48	26	

Regular Season Career record as starter: 78-66 (.542); Playoffs: 2-3 (.400)

PLAYOFFS			PASSING											RUSHING				
Year	Team	GP/GS	Att	Cmp	Pct	Yds	Yd/Att	TD	INT	Lg	Sk	Yds	Rat	Att	Yds	Avg	Lg	TD
2019	TEN	3/3	60	36	60.0	369	6.2	5	1	45t	5	40	98.5	13	35	2.7	9	1
2020	TEN	1/1	26	18	69.2	165	6.3	1	1	35	1	7	83.0	2	6	3.0	4	0
2021	TEN	1/1	24	15	62.5	220	9.2	1	3	41	1	7	66.7	3	12	4.0	8	0
NFL Totals	5/5	110	69	62.7	754	6.9	7	5	45t	7	54	85.2	18	53	2.9	9	1	

Single-Game Highs

Attempts - 58 at N.Y. Jets (11/29/15)
 Completions - 35 (Twice, last vs. Houston 11/21/21)
 Passing Yards - 431 at Arizona (9/30/12)
 Touchdown Passes - 4 (Five times, last at Houston 1/9/22)
 Long Completion - 91t at Oakland (12/8/19)
 Completion Percentage - 81.5 at Green Bay (11/17/22)
 Passer Rating - 155.3 - vs. Oakland (9/23/18)
 Rushes - 8 (Twice, last at N.Y. Jets 9/16/18)
 Rushing Yards - 56 (Twice, last vs. Indianapolis 9/26/21)
 Long Rush - 48 at Pittsburgh (12/8/13)
 Rushing Touchdowns - 2 (Three times, last at Houston 1/3/21)

Additional Statistics

Receptions - 1 for -4 yards (2014), 1 for 9 yards (2015), 1 for 3 yards with 1 touchdown (2018), 1 for 0 yards (2020)
 Misc. Tackles - 1 (2012), 2 (2013), 3 (2014), 4 (2015), 1 (2018), 2 (2019), 3 (2021), 2 (2022)
 Fumble Recoveries - 1 (2012), 3 (2013), 4 (2014), 5 (2015), 3 (2016), 1 (2019), 3 (2020), 1 (2021)
 Two-Point Conversions - 1 rush (2019), 1 pass, 1 rush (2020)

Playoff Single-Game Highs

Attempts - 31 at Kansas City (1/19/20)
 Completions - 21 at Kansas City (1/19/20)
 Passing Yards - 220 vs. Cincinnati (1/22/22)
 Touchdown Passes - 2 (Twice, last at Kansas City 1/19/20)
 Long Completion - 45t at Baltimore (1/11/20)
 Rushes - 6 at Baltimore (1/11/20)
 Rushing Yards - 13 at Baltimore (1/11/20)
 Long Rush - 9 at Baltimore (1/11/20)
 Rushing Touchdowns - 1 at Baltimore (1/11/20)

Additional Career Playoff Statistics

Fumble Recoveries - 1 (2019)
 Misc. Tackles - 1 (2021)



93 TEAIR TART

DEFENSIVE TACKLE • 6'2" • 304 LBS

COLLEGE: FLORIDA INTERNATIONAL • ACQUIRED: FREE AGENT - 2020

NFL EXPERIENCE (NFL/TITANS): 4/4 • HOMETOWN: PHILADELPHIA, PA.

GAMES PLAYED/GAMES STARTED: 35/28 (PLAYOFFS: 0/0)



PRO: The Titans signed Teair Tart (first name pronounced “tee-AIR”) as a rookie free agent following the 2020 NFL Draft. In his first three NFL seasons, he participated in 34 games with 27 starts, including a career-high 16 starts in 2022. Prior to entering the NFL, the 6-foot-2-inch, 304-pounder appeared in 23 games with 10 starts over two seasons at Florida International (2018-19), where he totaled 51 tackles, 19.0 tackles for loss, six sacks, one pass defended, five quarterback pressures and two forced fumbles.

CAREER HIGHLIGHTS:

• In 2022, Tart recorded a career-high 16 starts and also established career-best totals with 34 tackles, 1.5 sacks, 22 quarterback pressures, five tackles for loss, one interception, six passes defended and one fumble recovery.

TITANS TIDBITS:

• Tart traveled an unlikely road to the NFL. He played two years of high school basketball in his hometown of Philadelphia, Pa., at Palmer Leadership Learning Partners Charter School—a school that did not have a football program. Prior to his junior year, West Philadelphia High School's defensive coordinator, Karl Patrick, saw Tart playing in a basketball tournament and eventually convinced him to transfer and begin playing football for the first time in his life. Two years later, Tart continued his football career at ASA College in New York but left six games into his first season after an older brother, Rasheed Spencer, was tragically killed in a motorcycle accident. Time passed, and Tart headed to Valley Forge (Pa.) Military Academy, followed by stops at East Mississippi Community College and Ellsworth (Iowa) Community College before finding a home for his final two collegiate campaigns at Florida International.

• Tart is the second youngest of 11 children in his family.

CAREER TRANSACTIONS:

• The Philadelphia, Pa., native was signed by the Titans as a rookie free agent on May 7, 2020.

• Waived by the Titans on Sept. 5, 2020 and signed to the practice squad a day later.

• Signed by the Titans to their active roster from the practice squad on Nov. 7, 2020.

SEASON RECAPS:

2023 (1/1):

• At New Orleans (9/10), started at nose tackle and notched five tackles, including a stop for loss. Shot through the line and stonewalled Jamaal Williams for a three-yard loss on a rush off left guard in the third quarter.

2022 (16/16): Started a career-high 16 games at nose tackle and registered 34 tackles, 1.5 sacks, 22 quarterback pressures, five stops for loss, an interception, six passes defended and a fumble recovery. Was inactive for one contest. Led the team in quarterback pressures once (vs. DAL). Led or tied for the team lead in passes defended three times (vs. LV, at IND, at WAS). Led or tied for the team lead in sacks twice (vs. DAL, at JAX).

• Against N.Y. Giants (9/11), started at nose tackle and posted two tackles with two quarterback pressures.

• At Buffalo (9/19), started at nose tackle and collected a tackle for loss and a quarterback pressure. Stonewalled Devin Singletary for a five-yard loss on a rush off left guard in the second quarter.

• At Indianapolis (10/2), started at nose tackle and tied a then career-high with three tackles, including his first career interception, another pass

defended and a quarterback pressure. Helped limit Jonathan Taylor to just 42 rushing yards on 20 carries in the victory. Batted down a pass intended for Taylor early in the first quarter. Tipped a Matt Ryan pass and caught his own deflection for his first career interception midway through the second quarter. Became the first Titans defensive lineman with an interception since 2010. Stuffed Taylor for no gain on a rush off right tackle in the final stanza.

• At Washington (10/9), started at nose tackle and recorded three tackles, a quarterback pressure and a team-best two passes defended. Batted down a pass intended for Cole Turner late in the first quarter. Stuffed Brian Robinson for no gain on a rush off right guard in the third quarter. Helped preserve the victory by breaking up a pass intended for J.D. McKissic at the goal-line late in the fourth quarter.

• Against Indianapolis (10/23), started at nose tackle and registered a career-best three quarterback pressures.

• At Houston (10/30), notched a then career-high four tackles, with a stop for loss and a quarterback pressure. Chased down O.J. Howard for no gain on a tight end screen in the opening stanza. Halted a Texans' drive by stuffing Dameon Pierce for a three-yard loss on a third-and-one rush in the second quarter.

• Against Houston (12/24), notched four tackles, including a stop for loss, a pass defended and a quarterback pressure. Batted down a pass at the line of scrimmage that was intended for Brandin Cooks in the first quarter. Teamed with Jeffery Simmons to stuff Royce Freeman for a one-yard loss on a rush up the middle in the fourth quarter.

• Against Dallas (12/29), collected a career-high six tackles, including his first career half sack, a team-best four quarterback pressures and his first career fumble recovery. Teamed with Jack Gibbens to stuff Ezekiel Elliott for no gain on a rush off left guard in the opening stanza. Recovered a Dak Prescott botched snap in the second quarter. Teamed with DeMarcus Walker to drop Dak Prescott for an eight-yard sack in the fourth quarter.

• At Jacksonville (1/7), totaled three tackles, including his first career full sack, another stop for loss and two quarterback pressures. Stuffed JaMycal Hasty for a one-yard loss on a rush up the middle in the second quarter. Dropped Trevor Lawrence for a nine-yard sack in the final stanza.

2021 (11/10, 0/0): Saw action in 11 games with 10 starts at nose tackle and registered 16 tackles, including three quarterback pressures and two stops for loss. Was inactive for six regular season games and the postseason contest.

• At Seattle (9/19), started at nose tackle and posted two tackles. Teamed with David Long Jr. to stonewall Chris Carson for a one-yard loss on a rush off right tackle in the third quarter.

• Against Indianapolis (9/26), started at nose tackle and tallied a tackle with a quarterback pressure.

• At N.Y. Jets (10/3), started at nose tackle and notched two tackles, including a stop for loss. Stuffed Tevin Coleman for a one-yard loss on a rush off left tackle late in the second quarter.

• At Jacksonville (10/10), started at nose tackle. Shot through the line and disrupted Carlos Hyde resulting in a three-yard loss on a fourth-and-goal rush from the one-yard line in the fourth quarter.

• At L.A. Rams (11/7), started at nose tackle and tallied two tackles. Combined with Nick Dzubnar to stuff Sony Michel for no gain on a rush up the middle late in the fourth quarter.

• Against Houston (11/21), started at nose tackle and totaled three tackles, including a stop for loss and a quarterback pressure. Stonewalled David Johnson for a three-yard loss on a rush up the middle in the second stanza. Teamed with Jayon Brown to stuff Rex Burkhead for no gain on a rush up

the middle in the third quarter.

- Against San Francisco (12/23), returned to the lineup as a starter at defensive end after missing three games.

2020 (7/1, 0/0): Played in seven games with one start at defensive end as a rookie and registered five tackles, two quarterback pressures, a stop for loss and a pass defended. Was suspended by the league for one contest. Missed two games, including the postseason contest while on the reserve/COVID-19 list. Spent the first seven weeks of the season on the team's practice squad. Tied for the team lead in passes defended once in 2020 (vs. IND). Made his NFL debut against Chicago (11/8/20). Made his first career NFL start on the defensive front at Green Bay (12/27/20).

- Against Chicago (11/8), saw action in his first NFL contest as a reserve at defensive tackle and tallied a quarterback pressure.
- Against Indianapolis (11/12), played as a reserve at defensive tackle and collected a pass defended. Tipped a pass intended for Nyheim Hines at the line of scrimmage in the second quarter.
- At Indianapolis (11/29), played as a reserve at defensive tackle and recorded a tackle and a quarterback pressure. Shot through the line and dropped Nyheim Hines for no gain on a rush off right tackle in the fourth quarter.
- Against Detroit (12/20), played as a reserve on the defensive front and produced a tackle for loss. Stuffed Matthew Stafford for a one-yard loss after a botched shotgun snap in the fourth quarter.
- At Green Bay (12/27), made his first career NFL start at defensive end and registered two tackles. Combined with Matt Dickerson to stop Aaron Jones for no gain on a rush off right guard in the third stanza.

COLLEGE:

- Appeared in 23 games with 10 starts over two seasons at Florida International and totaled 51 tackles, 19.0 tackles for loss, six sacks, one pass defended, five quarterback pressures and two forced fumbles. Played at Ellsworth (Iowa) Community College in 2017 and ASA (N.Y.) College in 2016.
- As a senior (2019), appeared in 11 games and made eight starts. Tallied 32 tackles, a team-leading 12.0 tackles for loss, two sacks and one forced

fumble.

- As a junior (2018), saw action in 12 games and made two starts. Posted 19 tackles, a team-high-tying seven tackles for loss, a team-leading four sacks, one pass defended and one forced fumble.
- As a sophomore (2017), appeared in two games for Ellsworth (Iowa) Community College and tallied five tackles, two tackles for loss and a sack.
- As a freshman (2016), saw action in six games for ASA (N.Y.) College and amassed 12 tackles, 7.5 tackles for loss and five sacks.
- Graduated from Florida International in December 2019 with a degree in liberal studies.

PERSONAL:

- Attended West Philadelphia (Pa.) High School where he was a first team All-Public and second team Daily News All-City Selection in 2014.
- Played offensive and defensive line and helped guide his team to its first PIAA 3A title.
- Son of Louise and Gary Spencer.
- Follow Tart on Instagram at @teair215, on Twitter at @speedboy_te75 and on Snapchat at @speedboy_te75.
- Born Teair Tart on Feb. 28, 1997 in Philadelphia, Pa.

TEAIR TART'S GAME-BY-GAME

2020 Tennessee Titans

Date	Opp	W/L	P/S	Tot Solo	Asst	Sk	- Yds	QBP	TFL	Int - Yds	-TD	PD	FF	FR - Yds	SpT
Sept 14	@ Den	W	PS												
Sept 20	Jax	W	PS												
Sept 27	@ Min	W	PS												
Oct 13	Buf	W	PS												
Oct 18	Hou	W	PS												
Oct 25	Pit	L	PS												
Nov 1	@ Cin	L	PS												
Nov 8	Chi	W	p	0	0	0	0.0	0.0	1	0	0	0	0	0	0
Nov 12	Ind	L	p	0	0	0	0.0	0.0	0	0	0	0	1	0	0
Nov 22	@ Bal	W	p	1	0	1	0.0	0.0	0	0	0	0	0	0	0
Nov 29	@ Ind	W	p	1	1	0	0.0	0.0	1	0	0	0	0	0	0
Dec 6	Cle	L	p	0	0	0	0.0	0.0	0	0	0	0	0	0	0
Dec 13	@ Jax	WSUS													
Dec 20	Det	W	p	1	1	0	0.0	0.0	0	1	0	0	0	0	0
Dec 27	@ GB	L	S	2	0	2	0.0	0.0	0	0	0	0	0	0	0
Jan 3	@ Hou	W	R/C												
Totals		11-5	7/1	5	2	3	0.0	0.0	2	1	0	0	1	0	0

Playoffs

Jan 10	Bal	L	R/C												
Totals		0-1	0/0	0	0	0	0.0	0.0	0	0	0	0	0	0	0

2021 Tennessee Titans

Date	Opp	W/L	P/S	Tot Solo	Asst	Sk	- Yds	QBP	TFL	Int - Yds	-TD	PD	FF	FR - Yds	SpT
Sept 12	Ari	L	S	2	1	1	0.0	0.0	0	0	0	0	0	0	0
Sept 19	@ Sea	W	S	2	0	2	0.0	0.0	0	0	0	0	0	0	0
Sept 26	Ind	W	S	1	0	1	0.0	0.0	1	0	0	0	0	0	0
Oct 3	@ NYJ	L	S	2	2	0	0.0	0.0	0	1	0	0	0	0	0
Oct 10	@ Jax	W	S	0	0	0	0.0	0.0	0	0	0	0	0	0	0
Oct 18	Buf	W	S	1	1	0	0.0	0.0	1	0	0	0	0	0	0
Oct 24	KC	W	S	2	2	0	0.0	0.0	0	0	0	0	0	0	0
Oct 31	@ Ind	W	IA												
Nov 7	@ LAR	W	S	2	1	1	0.0	0.0	0	0	0	0	0	0	0
Nov 14	NO	W	IA												
Nov 21	Hou	L	S	3	3	0	0.0	0.0	1	1	0	0	0	0	0
Nov 28	@ NE	L	IA												
Dec 12	Jax	W	IA												
Dec 19	@ Pit	L	IA												
Dec 23	SF	W	S	0	0	0	0.0	0.0	0	0	0	0	0	0	0
Jan 2	Mia	W	p	1	0	1	0.0	0.0	0	0	0	0	0	0	0
Jan 9	@ Hou	W	IA												
Totals		12-5	11/10	16	10	6	0.0	0.0	3	2	0	0	0	0	0

Playoffs

Jan 22	Cin	L	IA												
Totals		0-1	0/0	0	0	0	0.0	0.0	0	0	0	0	0	0	0

2022 Tennessee Titans

Date	Opp	W/L	P/S	Tot Solo	Asst	Sk	- Yds	QBP	TFL	Int - Yds	-TD	PD	FF	FR - Yds	SpT
Sept 11	NYG	L	S	2	1	1	0.0	0.0	2	0	0	0	0	0	0
Sept 19	@ Buf	L	S	1	1	0	0.0	0.0	1	1	0	0	0	0	0
Sept 25	LV	W	S	1	0	1	0.0	0.0	1	0	0	0	1	0	0
Oct 2	@ Ind	W	S	3	1	2	0.0	0.0	1	0	1	0	2	0	0
Oct 9	@ Was	W	S	3	2	1	0.0	0.0	1	0	0	0	2	0	0
Oct 23	Ind	W	S	0	0	0	0.0	0.0	3	0	0	0	0	0	0
Oct 30	@ Hou	W	S	4	3	1	0.0	0.0	1	1	0	0	0	0	0
Nov 6	@ KC	L	S	1	0	1	0.0	0.0	1	0	0	0	0	0	0
Nov 13	Den	W	S	3	3	0	0.0	0.0	2	0	0	0	0	0	0
Nov 17	@ GB	W	S	1	1	0	0.0	0.0	0	0	0	0	0	0	0
Nov 27	Cin	L	S	1	1	0	0.0	0.0	0	0	0	0	0	0	0
Dec 4	@ Phi	L	S	0	0	0	0.0	0.0	1	0	0	0	0	0	0
Dec 11	Jax	L	S	1	0	1	0.0	0.0	1	0	0	0	0	0	0
Dec 18	@ LAC	L	IA												
Dec 24	Hou	L	S	4	2	2	0.0	0.0	1	1	0	0	1	0	0
Dec 29	Dal	L	S	6	2	4	0.5	4.0	4	0	0	0	0	1	0
Jan 7	@ Jax	L	S	3	3	0	1.0	9.0	2	2	0	0	0	0	0
Totals		7-10	16/16	34	20	14	1.5	13.0	22	5	1	0	6	0	0

2023 Tennessee Titans

Date	Opp	W/L	P/S	Tot Solo	Asst	Sk	- Yds	QBP	TFL	Int - Yds	-TD	PD	FF	FR - Yds	SpT
Sept 10	@ NO	L	S	5	3	2	0.0	0.0	0	1	0	0	0	0	0
Sept 17	LAC														
Sept 24	@ Cle														
Oct 1	Cin														
Oct 8	@ Ind														
Oct 15	Bal														
Oct 29	Atl														
Nov 2	@ Pit														
Nov 12	@ TB														
Nov 19	@ Jax														
Nov 26	Car														
Dec 3	Ind														
Dec 11	@ Mia														
Dec 17	Hou														
Dec 24	Sea														
Dec 31	@ Hou														
Jan 6/7	Jax														
Totals		0-1	1/1	5	3	2	0.0	0.0	0	1	0	0	0	0	0

TEAIR TART'S NFL STATISTICS

REGULAR SEASON

Year	Team	GP	GS	TACKLES						INTERCEPTIONS					FUMBLES				
				Tot	Solo	Asst	Sk	Yds	QBP	TFL	No	Yds	Lg	TD	PD	FF	FR	Yds	SpT
2020	Tennessee	7	1	5	2	3	0.0	0.0	2	1	0	0	0	0	1	0	0	0	0
2021	Tennessee	11	10	16	10	6	0.0	0.0	3	2	0	0	0	0	0	0	0	0	0
2022	Tennessee	16	16	34	20	14	1.5	13.0	22	5	1	0	0	0	6	0	1	0	0
2023	Tennessee	1	1	5	3	2	0.0	0.0	0	1	0	0	0	0	0	0	0	0	0
NFL Totals		35	28	60	35	25	1.5	13.0	27	9	1	0	0	0	7	0	1	0	0

PLAYOFFS

Year	Team	GP	GS	TACKLES						INTERCEPTIONS					FUMBLES				
				Tot	Solo	Asst	Sk	Yds	QBP	TFL	No	Yds	Lg	TD	PD	FF	FR	Yds	SpT
2020	Tennessee	0	0	0	0	0	0.0	0.0	0	0	0	0	0	0	0	0	0	0	0
2021	Tennessee	0	0	0	0	0	0.0	0.0	0	0	0	0	0	0	0	0	0	0	0
NFL Totals		0	0	0	0	0	0.0	0.0	0	0	0	0	0	0	0	0	0	0	0

Single-Game Highs

Tackles - 6 vs. Dallas (12/29/22)

Sacks - 1 at Jacksonville (1/7/23)

Tackles For Loss - 2 at Jacksonville (1/7/23)

Quarterback Pressures - 4 vs. Dallas (12/29/22)

Interceptions - 1 at Indianapolis (10/2/22)


Fumble Recoveries - 1 vs. Dallas (12/29/22)

Passes Defensed - 2 (Twice, last at Washington 10/9/22)



20 KINDLE VILDOR

CORNERBACK • 5'11" • 189 LBS • COLLEGE: GEORGIA SOUTHERN
ACQUIRED: FREE AGENT - 2023
NFL EXPERIENCE (NFL/TITANS): 4/1 • HOMETOWN: COLLEGE PARK, GA.
GAMES PLAYED/GAMES STARTED: 45/22 (PLAYOFFS: 1/1)



PRO: The Titans claimed Kindle Vildor off waivers from the Chicago Bears prior to the first week of the 2023 season. The 5-foot-11-inch, 189-pounder arrives in Tennessee having collected 65 tackles, an interception and 10 passes defended in three seasons with the Bears (2020-22). The Georgia Southern product originally entered the league as a Bears' 2020 fifth-round draft pick.

CAREER HIGHLIGHTS:

- In 2022, Vildor recorded his first career interception in the Week 5 matchup against the Vikings. He returned the interception 18 yards.
- In 2020, Vildor made his first playoff appearance and recorded a career-high seven tackles which tied for second most on the team.

TITANS TIDBITS:

- Vildor played in the orchestrated during his middle school and early high school years. After most kids wanted to play the violin, he was assigned the cello and learned to love it. He hopes to get back into playing the instrument soon.

CAREER TRANSACTIONS:

- The College Park, Ga., native was drafted by the Chicago Bears in the fifth round (163rd overall pick) of the 2020 NFL Draft.
- Released by the Bears on Aug. 29, 2023.
- Claimed off waivers by the Titans on Aug. 30, 2023.

SEASON RECAPS:

2023 (1/0 - Tennessee):

- At New Orleans (9/10), saw action as a reserve at cornerback and notched a tackle in his Titans debut.

2022 (11/9 - Chicago): Played in 11 games with nine starts and recorded 34 tackles, an interception, two tackles for loss and five passes defended. Placed on injured reserve on Dec. 23 and missed the last three games of the season.

- Against San Francisco (9/11), made the start in the season opener finishing with five tackles.
- Against Houston (9/25), tallied five tackles, a stop for a loss and two passes defended. Deflected a pass from David Mills that fell right into the hands of Eddie Jackson to stifle a goal-to-go opportunity for the Texans and give Chicago its first turnover of the afternoon.
- At Minnesota (10/9), recorded his first interception of his career when he picked off Kirk Cousins with 12:54 to go in the fourth quarter and returned it 18 yards. Also had a season-high six tackles.
- Against Washington (10/13), logged a pass defended for the fourth time in his last four games, while also recording two tackles.
- At Dallas (10/30), tallied five tackles.
- At N.Y. Jets (11/27), recorded three tackles, including a stop for loss and added a pass defended.

2021 (17/10 - Chicago): Played in all 17 games with 12 starts and finished the season with 45 tackles, four passes defended, a sack and a stop for loss.

- Against Cincinnati (9/19), recorded his first pass defended and four tackles in the win.
- At Cleveland (9/26), started his third game in a row and recorded four tackles.
- At Las Vegas (10/10), notched four tackles.
- Against Green Bay (10/17), had four tackles.

- At Tampa Bay (10/24), recorded a career-high two passes defended. Also added three tackles.

- Against Baltimore (11/21), recorded his first-career sack, dropping Tyler Huntley for a loss of seven yards at the start of the second quarter. Also logged a career-high six tackles.

2020 (16/1, 1/1 - Chicago): Saw action in all 16 games primarily on special teams until late in the season. Finished with 15 tackles and one pass defended on defense.

- At Detroit (9/13), made his NFL debut appearing on special teams.
- Against Houston (12/13), saw his first significant action on defense, tallying two tackles.
- At Minnesota (12/20), recorded five tackles.
- At Jacksonville (12/27), made his first career start and recorded a then career-high six tackles.
- Against Green Bay (1/3), logged his first career pass defended and two tackles.
- Against New Orleans (1/10), started at cornerback in his first playoff game and recorded a career-high seven tackles.

COLLEGE:

- Played in 39 career games at Georgia Southern, including 36 over his final three seasons, totaling nine interceptions, nine tackles for loss, 25 pass breakups and 95 tackles.
- As a senior (2019), played in and started 11 games. Named a second team All-American and first team All-Sun Belt Conference after recording 27 tackles, including three stops for a loss, two interceptions and six pass breakups.
- As a junior (2018), started all 13 games and led the team with four interceptions. Logged a team-high 11 pass breakups to go along with 42 tackles. Was named the Sun Belt Player of the Year by Pro Football Focus.
- As a sophomore (2017), played in all 12 games and started the final five contests. Had 21 tackles, including 1.5 for loss and a sack on the season. Also recorded three interceptions and seven pass breakups.
- As a freshman (2016), played in 12 games and recorded five tackles.

PERSONAL:

- Attended North Clayton (Ga.) High School under Coach James Soza.
- Named first-team all-region and all-county. Ranked a three-star recruit by Mac Preps and 247Sports.
- Named the Defensive MVP at the Cam Newton 7v7 Camp.
- Earned all-region honors as a sophomore and junior. Led the team with 892 all-purpose yards and three interceptions as a junior. Had 22 tackles, three interceptions, six pass breakups and two fumble recoveries that year, as well.
- Son of Merlissa Thompson.
- Follow Vildor on Instagram at @kindlevildor2 and Twitter at @ThePremier20
- Born Kindlee Lee Vildor on Dec. 11, 1997 in DeKalb, Ga.

KINDLE VILDOR'S TITANS GAME-BY-GAME

2023 Tennessee Titans

Date	Opp	W/L	P/S	Tot	Solo	Asst	Sk	- Yds	QBP	TFL	Int	- Yds	-TD	PD	FF	FR	- Yds	SpT	
Sept 10	@ NO	L	p	1	1	0	0.0	0.0	0	0	0	0	0	0	0	0	0	0	0
Sept 17	LAC																		
Sept 24	@ Cle																		
Oct 1	Cin																		
Oct 8	@ Ind																		
Oct 15	Bal																		
Oct 29	Atl																		
Nov 2	@ Pit																		
Nov 12	@ TB																		
Nov 19	@ Jax																		
Nov 26	Car																		

Dec 3	Ind																		
Dec 11	@ Mia																		
Dec 17	Hou																		
Dec 24	Sea																		
Dec 31	@ Hou																		
Jan 6/7	Jax																		
Totals				0-1	1/0	1	1	0	0.0	0.0	0	0	0	0	0	0	0	0	0

KINDLE VILDOR'S NFL STATISTICS

REGULAR SEASON				TACKLES								INTERCEPTIONS					FUMBLES			
Year	Team	GP	GS	Tot	Solo	Asst	Sk	Yds	QBP	TFL	No	Yds	Lg	TD	PD	FF	FR	Yds	SpT	
2020	Chicago	16	1	15	12	3	0.0	0.0	0	0	0	0	0	0	1	0	0	0	2	
2021	Chicago	17	12	45	32	13	1.0	7.0	1	1	0	0	0	0	4	0	0	0	1	
2022	Chicago	11	9	34	21	13	0.0	0.0	0	2	1	18	18	0	5	0	0	0	0	
2023	Tennessee	1	0	1	1	0	0.0	0.0	0	0	0	0	0	0	0	0	0	0	0	
NFL Totals		45	22	95	66	29	1.0	7.0	0	3	1	18	18	0	10	0	0	0	3	

PLAYOFFS				TACKLES								INTERCEPTIONS					FUMBLES			
Year	Team	GP	GS	Tot	Solo	Asst	Sk	Yds	QBP	TFL	No	Yds	Lg	TD	PD	FF	FR	Yds	SpT	
2020	Chicago	1	1	7	7	0	0.0	0.0	0	0	0	0	0	0	0	0	0	0	0	
NFL Totals		1	1	7	7	0	0.0	0.0	0	0	0	0	0	0	0	0	0	0	0	

Single-Game Highs

Tackles - 6 (Three times, last at Minnesota 10/9/22)
 Interceptions - 1 at Vikings (10/9/22)
 Passes Defensed - 2 (Twice, last vs. Houston 9/25/22)
 Quarterback Pressures - 1 vs. Baltimore (11/21/21)

Playoff Single-Game Highs

Tackles - 7 vs. New Orleans (1/10/21)



99 RASHAD WEAVER

OUTSIDE LINEBACKER • 6'4" • 259 LBS • COLLEGE: PITTSBURGH
ACQUIRED: 4TH ROUND - 2021 • NFL EXPERIENCE (NFL/TITANS): 3/3
HOMETOWN: FORT LAUDERDALE, FLA.
GAMES PLAYED/GAMES STARTED: 19/4 (PLAYOFFS: 0/0)



PRO: The Titans selected Rashad Weaver in the fourth round of the 2021 NFL Draft. The 6-foot-4-inch, 259-pound defender missed the majority of his rookie campaign after suffering a season-ending injury in the third game of the season. He bounced back in 2022, playing in 16 games and ranking third on the squad with 39 quarterback pressures and fourth on the club with 5.5 sacks. The University of Pittsburgh product is capable of causing disruption in both the run and pass game, and displays a high motor and good length at the position. The Fort Lauderdale, Fla., native was a consensus All-American, a Bednarik Award semifinalist, and earned first-team All-ACC honors as a senior with the Panthers in 2020 after totaling 35 tackles, 14.5 tackles for loss, 7.5 sacks, 12 quarterback pressures, three forced fumbles and a fumble recovery in nine games.

CAREER HIGHLIGHTS:

- In 2022, Weaver appeared in 16 games with four starts. His 5.5 sacks ranked fourth on the team, while his 39 quarterback pressures ranked third.
- In 2020, Weaver was named a consensus All-American after garnering first-team All-America honors from four of the NCAA's recognized selectors: Associated Press, American Football Coaches Association, Football Writers Association of America and Walter Camp Football Foundation. He was the 52nd consensus All-American in school history and the first Pitt defensive player to earn that distinction since Aaron Donald in 2013.

TITANS TIDBITS:

- Weaver lists rehabbing a torn ACL during the pandemic as the biggest challenge he has had to overcome in his football career. He worked on 'staying focused even not knowing if there was going to be a season and even just finding locations to do my rehab work when everything shut down.'
- He was a member of Pitt's prestigious Blue & Gold Society, an undergraduate organization composed of top students who serve as ambassadors for the university and Pitt Alumni Association.
- Prior to the NFL Draft, Weaver trained in the martial art of Krav Maga.
- Weaver's grandmother has battled multiple sclerosis since he was in a middle school.
- While at Pitt, Weaver participated in the Leukemia & Lymphoma Society's Race to Anyplace Fundraiser with the same girl, Lili, for three consecutive years. Weaver and Lili struck up a friendship and are frequently in touch.
- Weaver and his best friend started a clothing line called Dreams to Reality which can be found on Instagram @d2r.shop.
- Weaver grew up in Indiana but moved to Florida prior to his sophomore year of high school. He wore No. 17 because he played quarterback and wanted a number right before Peyton Manning's No. 18. Weaver circled back to No. 17 in college, and 'I thought it was a cool number for an edge rusher.'

CAREER TRANSACTIONS:

- The Fort Lauderdale, Fla., native was selected by the Titans in the fourth round (135th overall) of the 2021 NFL Draft.

SEASON RECAPS:

2023 (1/0):

- At New Orleans (9/10), played as a reserve at outside linebacker and notched a quarterback pressure.

2022 (16/4): Saw action in 16 games with four starts at outside linebacker. Ranked third on the squad with 39 quarterback pressures and fourth on the club with 5.5 sacks. Registered 27 tackles, including seven stops for

loss, six passes defended, two forced fumbles and a fumble recovery. Was inactive for one contest. Led or tied for the team lead in sacks three times in 2022 (vs. NYG, vs. LV, vs. DEN). Led or tied for the team lead in quarterback pressures four times in 2022 (at KC, vs. DEN, at GB, at LAC). Tied for the team lead in passes defended twice in 2022 (vs. JAX, at JAX).

- Against N.Y. Giants (9/11), played as a reserve at outside linebacker and posted four tackles, including two sacks and three quarterback pressures. Registered his first career sack by dropping Daniel Jones for a five-yard loss in the opening stanza. Ended a Giants' drive by sacking Jones for a two-yard loss on third-and-five in the third quarter.

- Against Las Vegas (9/25), made his first career start at outside linebacker and notched two tackles, including a sack and a then career-best four quarterback pressures. Dipped around the edge and dropped Derek Carr for a seven-yard sack on third-and-four late in the second quarter.

- At Indianapolis (10/2), saw action as a reserve at outside linebacker and tallied two tackles, including a sack, another tackle for loss, a forced fumble and three quarterback pressures. Helped limit Jonathan Taylor to just 42 rushing yards on 20 carries in the victory. Pounced on Matt Ryan for a six-yard loss after a bobbled snap in the second quarter. Strip-sacked Ryan for a six-yard loss but the loose ball was recovered by the Colts late in the third quarter.

- At Kansas City (11/6), played as a reserve at outside linebacker and tied for the team lead with five quarterback pressures.

- Against Denver (11/13), saw action as a reserve at outside linebacker and posted two tackles, including 1.5 sacks and a team-best eight quarterback pressures. Batted down a pass intended for Chase Edmonds late in the third quarter. Combined with DeMarcus Walker to sack Russell Wilson for a two-yard loss late in the final stanza. Came off the edge and strip-sacked Wilson on third-and-four late in the fourth quarter.

- At Green Bay (11/17), played as a reserve at outside linebacker and led the team with three quarterback pressures.

- At Philadelphia (12/4), played as a reserve at outside linebacker and produced three tackles, including a stop for loss and a quarterback pressure. Stonewalled Miles Sanders for a two-yard loss on a rush off right tackle in the third quarter.

- At L.A. Chargers (12/18), played as a reserve at outside linebacker and recorded two tackles with a team-high five quarterback pressures.

- At Jacksonville (1/7), started at outside linebacker and totaled a quarterback pressure, a pass defended and a fumble recovery. Pounced on a Trevor Lawrence fumble at the Titans' 33-yard line in the second quarter. Ended a Jaguars' drive by batting down a third-and-seven pass at the line of scrimmage in the final stanza.

2021 (2/0): Played in two games as a reserve as a rookie and collected two tackles. Placed on injured reserve on Sept. 28 and missed the final 14 regular season games and the postseason contest. Was inactive for the season opener. Made his NFL debut at Seattle (9/19/21).

- Against Arizona (9/12), was inactive.

- At Seattle (9/19), saw action in his first NFL contest as a reserve on special teams and limited snaps at outside linebacker.

- Against Indianapolis (9/26), played as a reserve at outside linebacker and tallied two tackles before leaving the game late in the third quarter with an injury. Combined with Rashaan Evans to stonewall Jonathan Taylor for a one-yard loss on a rush off left guard late in the first quarter.

COLLEGE:

- In four seasons at Pittsburgh (2017-20), Weaver appeared in 35 games with 28 starts. He tallied 110 tackles, 34.5 tackles for loss, 17.0 sacks, nine

passes defended, 28 quarterback pressures, five forced fumbles and four fumble recoveries.

- As a senior (2020), started nine games and totaled 35 tackles, 14.5 tackles for loss, 7.5 sacks, 12 quarterback pressures, two passes defended, three forced fumbles and one fumble recovery. Named a consensus All-American after garnering first-team All-America honors from four of the NCAA's recognized selectors: Associated Press, American Football Coaches Association, Football Writers Association of America and Walter Camp Football Foundation. Also earned first-team All-America recognition by CBS Sports, ESPN, Phil Steele and Pro Football Focus. Awarded first team All-ACC honors and was a semifinalist for the Bednarik Award.
- As a junior (2019), suffered a season-ending injury during training camp.
- As a sophomore (2018), started all 14 games at defensive end and amassed 47 tackles, 14.0 tackles for loss, 6.5 sacks, 10 quarterback pressures, four passes defended, two forced fumbles and three fumble recoveries. Led the team in tackles for loss, sacks, and fumble recoveries. Tied for the ACC lead and ranked sixth nationally in fumble recoveries.
- As a redshirt freshman (2017), saw action in all 12 games and made five starts. Tallied 28 tackles, six tackles for loss, three sacks, six quarterback pressures and three passes defended.
- Redshirted in 2016.
- Graduated from Pittsburgh in 2020 with a degree in finance and business information systems.

- Follow Weaver on Twitter and Instagram @RashadWeaver.
- Born Rashad Capone Weaver on Nov. 10, 1997 in Marion, Ind.

PERSONAL:

- Attended Cooper City (Fla.) High School where he was a two-way player at defensive end and tight end and an all-county selection. Compiled 65 tackles, seven sacks, one pick-six, six passes defended, two forced fumbles, two blocked field goals and two blocked punts.
- Selected to play in the Broward County All-Star Classic and the Florida Athletic Coaches Association North vs. South All-Star Classic.
- Also participated in basketball and was a three-year starter. He played center and power forward.
- Son of Autumn DeLaPorte and Nevin Weaver.
- Has two sisters.

RASHAD WEAVER'S GAME-BY-GAME

2021 Tennessee Titans

Date	Opp	W/L	P/S	Tot Solo Asst	Sk - Yds	QBP	TFL	Int - Yds -TD	PD	FF	FR - Yds	SpT
Sept 12	Ari	L	IA									
Sept 19	@ Sea	W	p	0 0 0	0.0 0.0	0	0	0 0 0	0	0	0	0
Sept 26	Ind	W	p	2 0 2	0.0 0.0	0	0	0 0 0	0	0	0	0
Oct 3	@ NYJ			Placed on injured reserve on Sept. 28, 2021								
Totals		2-1	2/0	2 0 2	0.0 0.0	0	0	0 0 0	0	0	0	0

2022 Tennessee Titans

Date	Opp	W/L	P/S	Tot Solo Asst	Sk - Yds	QBP	TFL	Int - Yds -TD	PD	FF	FR - Yds	SpT
Sept 11	NYG	L	p	4 3 1	2.0 7.0	3	2	0 0 0	0	0	0	0
Sept 19	@ Buf	L	p	0 0 0	0.0 0.0	1	0	0 0 0	0	0	0	0
Sept 25	LV	W	S	2 2 0	1.0 7.0	4	1	0 0 0	0	0	0	0
Oct 2	@ Ind	W	p	2 2 0	1.0 4.0	3	1	0 0 0	0	1	0	0
Oct 9	@ Was	W	S	1 1 0	0.0 0.0	1	0	0 0 0	1	0	0	0
Oct 23	Ind	W	p	1 0 1	0.0 0.0	1	0	0 0 0	0	0	0	0
Oct 30	@ Hou	W	IA									
Nov 6	@ KC	L	p	0 0 0	0.0 0.0	5	0	0 0 0	0	0	0	0
Nov 13	Den	W	p	2 1 1	1.5 9.0	8	0	0 0 0	1	1	0	0
Nov 17	@ GB	W	p	0 0 0	0.0 0.0	3	0	0 0 0	0	0	0	0
Nov 27	Cin	L	p	3 1 2	0.0 0.0	1	0	0 0 0	0	0	0	0
Dec 4	@ Phi	L	p	3 2 1	0.0 0.0	1	1	0 0 0	0	0	0	0
Dec 11	Jax	L	p	1 1 0	0.0 0.0	0	1	0 0 0	2	0	0	0
Dec 18	@ LAC	L	p	2 1 1	0.0 0.0	5	0	0 0 0	0	0	0	0
Dec 24	Hou	L	p	3 2 1	0.0 0.0	2	1	0 0 0	0	0	0	0
Dec 29	Dal	L	S	3 2 1	0.0 0.0	0	0	0 0 0	1	0	0	0
Jan 7	@ Jax	L	S	0 0 0	0.0 0.0	1	0	0 0 0	1	0	1	0
Totals		7-10	16/4	27 18 9	5.5 27.0	39	7	0 0 0	6	2	1	0

2023 Tennessee Titans

Date	Opp	W/L	P/S	Tot Solo Asst	Sk - Yds	QBP	TFL	Int - Yds -TD	PD	FF	FR - Yds	SpT
Sept 10	@ NO	L	p	0 0 0	0.0 0.0	1	0	0 0 0	0	0	0	0
Sept 17	LAC											
Sept 24	@ Cle											
Oct 1	Cin											
Oct 8	@ Ind											
Oct 15	Bal											
Oct 29	Atl											
Nov 2	@ Pit											
Nov 12	@ TB											
Nov 19	@ Jax											
Nov 26	Car											
Dec 3	Ind											
Dec 11	@ Mia											
Dec 17	Hou											
Dec 24	Sea											
Dec 31	@ Hou											
Jan 6/7	Jax											
Totals		0-1	1/0	0 0 0	0.0 0.0	1	0	0 0 0	0	0	0	0

RASHAD WEAVER'S NFL STATISTICS

REGULAR SEASON		TACKLES										INTERCEPTIONS					FUMBLES			
Year	Team	GP	GS	Tot	Solo	Asst	Sk	Yds	QBP	TFL	No	Yds	Lg	TD	PD	FF	FR	Yds	SpT	
2021	Tennessee	2	0	2	0	2	0.0	0.0	0	0	0	0	0	0	0	0	0	0	0	
2022	Tennessee	16	4	27	18	9	5.5	27.0	39	7	0	0	0	0	6	2	1	0	0	
2023	Tennessee	1	0	0	0	0	0.0	0.0	1	0	0	0	0	0	0	0	0	0	0	
NFL Totals		19	4	29	18	11	5.5	27.0	40	7	0	0	0	0	6	2	1	0	0	

Single-Game Highs

Tackles - 4 vs. N.Y. Giants (9/11/22)

Sacks - 2 vs. N.Y. Giants (9/11/22)

Tackles for Loss - 2 vs. N.Y. Giants (9/11/22)

Quarterback Pressures - 8 vs. Denver (11/13/22)

Forced Fumbles - 1 (Twice, last vs. Denver 11/13/22)

Fumble Recoveries - 1 at Jacksonville (1/7/23)

Passes Defensed - 2 vs. Jacksonville (12/11/22)



88 TREVON WESCO

TIGHT END • 6'3" • 267 LBS • COLLEGE: WEST VIRGINIA
ACQUIRED: UNRESTRICTED FREE AGENT (CHI) - 2023
NFL EXPERIENCE (NFL/TITANS): 5/1 • HOMETOWN: MARTINSBURG, W.VA.
GAMES PLAYED/GAMES STARTED: 55/14 (PLAYOFFS: 0/0)



PRO: The Titans signed unrestricted free agent Trevon Wesco during the 2023 offseason to add depth and a strong blocking ability to the tight end room. Prior to his arrival in Tennessee, Wesco spent the 2022 season with the Chicago Bears. The 6-foot-3-inch, 267-pounder was originally selected by the New York Jets in the fourth round (121st overall) of the 2019 NFL Draft and spent his first three seasons with the club.

TITANS TIDBITS:

- Wesco earned a pair of awards as a senior at West Virginia. He was named by the team's coaches as the recipient of the Ed Pastilong Captain's Award, which recognizes two players who excel on the field, in the classroom and as men. He was also selected as the team's Curtis Jones Jr. Achievement Award recipient. The award is presented annually to a student-athlete that performs admirably on the field and in the classroom.
- Wesco will reunite with Titans tight ends coach Tony Dews, who coached at West Virginia for a season while Wesco was a Mountaineer.

CAREER TRANSACTIONS:

- The Martinsburgh W.Va., native was selected by the New York Jets in the fourth round (121st overall) of the 2019 NFL Draft.
- Waived by the Jets on Aug. 30, 2022.
- Claimed off waivers by the Chicago Bears on Aug. 31, 2022.
- Signed by the Titans as an unrestricted free agent on March 31, 2023.

SEASON RECAPS:

2023 (1/1 - Tennessee):

- At New Orleans (9/10), started at tight end in his Titans debut.

2022 (14/1 - Chicago): Played in 14 games with one start at tight end and totaled two receptions for 26 yards. Was inactive for three contests.

- At N.Y. Giants (10/2), made his first and only start of the season and recorded one reception for 23 yards.

2021 (12/7 - N.Y. Jets): Appeared in 12 games with seven starts at tight end and collected three receptions for 35 yards. Was inactive for three games. Placed on injured reserve on Dec. 27 and missed the final two contests.

- At Indianapolis (11/4), had his first multi-reception game with two receptions for 16 yards.
- At Miami (11/21), recorded a season-long 19 yard reception.

2020 (12/4 - N.Y. Jets): Played in 12 games with four starts and tallied one reception for five yards. Placed on injured reserve on Nov. 9 and missed four contests before being designed to return on Dec. 12.

2019 (16/1 - N.Y. Jets): Saw action in all 16 games with one start as a rookie and notched two receptions for 47 yards.

- Against Pittsburgh (12/22), recorded one reception for a career-long 32 yards.

COLLEGE:

- Played in 35 games with 10 starts for West Virginia and finished his three-year Mountaineer career with 28 receptions for 373 yards and two touchdowns. Spent his first two years at Lackawanna College in Pennsylvania where he was recognized as a top 50 junior college player before an injury caused him to redshirt his sophomore year.
- As a senior (2018), played in 12 games with 10 starts and recorded 26 receptions for 366 yards with a touchdown. Was named All-Big 12 first team and was the fifth-leading receiver for the season.

- As a junior (2017), played in 13 games as a tight end recording one reception for one yard and caught a two-point conversion against Utah.
- As a redshirt sophomore (2016), appeared in 10 games while adding depth at tight end and on special teams. Had a six-yard touchdown catch at Iowa State for his first catch and touchdown for the Mountaineers.
- As a sophomore (2015), missed the season at Lackawanna College due to injury and redshirted.
- As a freshman (2014), finished the season with five receptions for 47 yards at Lackawanna College.
- Graduated in 2018 with his bachelor's degree in multidisciplinary studies.

PERSONAL:

- Attended Musselman (Inwood, W.Va.) High School and was an all-state football and basketball player.
- Finished his prep career as the Applemen's all-time leading scorer on the basketball court, while also turning in a record-breaking career as a receiver and quarterback.
- Was a three-star recruit according to ESPN, Rivals, 247Sports and PrepStar.
- Son of Christie Linaburg and is one of two children.
- Follow Trevon on Twitter @twesco12 and on Instagram @wesco88
- Born Trevon Wesco on Sept. 12, 1995 in Martinsburg, W.Va.

TREVON WESCO'S GAME-BY-GAME

2019 New York Jets					RECEIVING				
Date	Opp.	W/L	P/S	No	Yds	Avg	Lg	TD	
Sept 8	Buf	L	p	0	0	-	0	0	
Sept 16	Cle	L	p	0	0	-	0	0	
Sept 22	@ NE	L	p	0	0	-	0	0	
Oct 6	@ Phi	L	S	0	0	-	0	0	
Oct 13	Dal	W	p	0	0	-	0	0	
Oct 21	NE	L	p	0	0	-	0	0	
Oct 27	@ Jax	L	p	0	0	-	0	0	
Nov 3	@ Mia	L	p	0	0	-	0	0	
Nov 10	NYG	W	p	1	15	15.0	15	0	
Nov 17	@ Was	W	p	0	0	-	0	0	
Nov 24	Oak	W	p	0	0	-	0	0	
Dec 1	@ Cin	L	p	0	0	-	0	0	
Dec 8	Mia	W	p	0	0	-	0	0	
Dec 12	@ Bal	L	p	0	0	-	0	0	
Dec 22	Pit	W	p	1	32	32	32	0	
Dec 29	@ Buf	W	p	0	0	-	0	0	
Totals		7-9	16/1	2	47	23.5	32	0	

2020 New York Jets					RECEIVING				
Date	Opp.	W/L	P/S	No	Yds	Avg	Lg	TD	
Sept 13	@ Buf	L	p	0	0	-	0	0	
Sept 20	SF	L	S	0	0	-	0	0	
Sept 27	@ Ind	L	p	0	0	-	0	0	
Oct 1	Den	L	p	0	0	-	0	0	
Oct 11	Ari	L	p	1	5	5.0	5	0	
Oct 18	@ Mia	L	p	0	0	-	0	0	
Oct 25	Buf	L	p	0	0	-	0	0	
Nov 1	@ KC	L	S	0	0	-	0	0	
Nov 9	NE	L	IR						
Nov 22	@ LAC	L	IR						
Nov 29	Mia	L	IR						
Dec 6	LV	L	IR						
Dec 13	@ Sea	L	S	0	0	-	0	0	
Dec 20	@ LAR	W	p	0	0	-	0	0	
Dec 27	Cle	W	p	0	0	-	0	0	
Jan 3	@ NE	L	S	0	0	-	0	0	
Totals		2-14	12/4	1	5	5.0	5	0	

2021 New York Jets					RECEIVING				
Date	Opp.	W/L	P/S	No	Yds	Avg	Lg	TD	
Sept 12	@ Car	L	S	0	0	-	0	0	
Sept 19	NE	L	p	0	0	-	0	0	
Sept 26	@ Den	L	p	0	0	-	0	0	
Oct 3	Ten	W	S	0	0	-	0	0	
Oct 10	@ Atl	L	S	0	0	-	0	0	
Oct 24	@ NE	L	S	0	0	-	0	0	
Oct 31	Cin	W	IA						
Nov 4	@ Ind	L	p	2	16	8.0	10	0	
Nov 14	Buf	L	p	0	0	-	0	0	
Nov 21	Mia	L	S	0	0	-	0	0	

Nov 28	@ Hou	W	p	0	0	-	0	0
Dec 5	Phi	L	IA					
Dec 12	NO	L	IA					
Dec 19	@ Mia	L	S	1	19	19.0	19	0
Dec 26	Jax	W	S	0	0	-	0	0
Jan 2	TB	L	IR					
Jan 9	@ Buf	L	IR					
Totals		13-4	12/7	3	35	11.7	19	0

2022 Chicago Bears					RECEIVING				
Date	Opp.	W/L	P/S	No	Yds	Avg	Lg	TD	
Sept 11	SF	W	IA						
Sept 18	@ GB	L	p	0	0	-	0	0	
Sept 25	Hou	W	p	0	0	-	0	0	
Oct 2	@ NYG	L	S	1	23	23.0	23	0	
Oct 9	@ Min	L	p	0	0	-	0	0	
Oct 13	Was	L	p	0	0	-	0	0	
Oct 24	@ NE	W	p	0	0	-	0	0	
Oct 30	@ Dal	L	p	0	0	-	0	0	
Nov 6	Mia	L	p	0	0	-	0	0	
Nov 13	Det	L	p	0	0	-	0	0	
Nov 20	@ Atl	L	p	0	0	-	0	0	
Nov 27	@ NYJ	L	p	1	3	3.0	3	0	
Dec 4	GB	L	p	0	0	-	0	0	
Dec 18	Phi	L	IA						
Dec 24	Buf	L	IA						
Jan 1	@ Det	L	p	0	0	-	0	0	
Jan 8	Min	L	p	0	0	0-	0	0	
Totals		14-3	14/1	2	26	13.0	23	0	

2023 Tennessee Titans					RECEIVING				
Date	Opp.	W/L	P/S	No	Yds	Avg	Lg	TD	
Sept 10	@ NO	L	S	0	0	-	0	0	
Sept 17	LAC								
Sept 24	@ Cle								
Oct 1	Cin								
Oct 8	@ Ind								
Oct 15	Bal								
Oct 29	Atl								
Nov 2	@ Pit								
Nov 12	@ TB								
Nov 19	@ Jax								
Nov 26	Car								
Dec 3	Ind								
Dec 11	@ Mia								
Dec 17	Hou								
Dec 24	Sea								
Dec 31	@ Hou								
Jan 6/7	Jax								
Totals		0-1	1/1	0	0	-	0	0	

TREVON WESCO'S NFL STATISTICS

REGULAR SEASON				RECEIVING					RUSHING				
Year	Team	GP	GS	No	Yds	Avg	Lg	TD	Att	Yds	Avg	Lg	TD
2019	New York Jets	16	1	2	47	23.5	32	0	1	2	2.0	2	0
2020	New York Jets	12	4	1	5	5.0	5	0	1	0	0.0	0	0
2021	New York Jets	12	7	3	35	11.7	19	0	0	0	-	0	0
2022	Chicago	14	1	2	26	13.0	23	0	0	0	-	0	0
2023	Tennessee	1	1	0	0	-	0	0	0	0	-	0	0
NFL Totals		55	14	8	113	14.1	32	0	2	2	1.0	2	0

Single-Game Highs

Receptions - 2 at Indianapolis (11/4/21)
 Receiving Yards - 32 vs. Pittsburgh (12/22/19)
 Long Reception - 32 vs. Pittsburgh (12/22/19)

Additional Statistics

Special Teams Tackles - 2 (2019), 3 (2021), 1 (2022)
 Fumble Recoveries - 1 (2019), 1 (2021)



15 NICK WESTBROOK-IKHINE

WIDE RECEIVER • 6'2" • 211 LBS • COLLEGE: INDIANA
ACQUIRED: FREE AGENT - 2020 • NFL EXPERIENCE (NFL/TITANS): 4/4
HOMETOWN: LAKE MARY, FLA.
GAMES PLAYED/GAMES STARTED: 48/21 (PLAYOFFS: 2/0)



PRO: The Titans signed Nick Westbrook-Ikhine as a rookie free agent following the 2020 NFL Draft. The 6-foot-2-inch, 211-pounder provides versatility to the passing game with his ability to line up in multiple positions, while also contributing on special teams. After a rookie season in which he participated in 14 contests primarily on special teams and as a reserve at wide receiver, he totaled 33 games and 20 starts from 2021 to 2022. During those two seasons, he led the Titans in receiving yards (873) and touchdown catches (seven), and his 63 receptions in that time tied for first place. The Lake Mary, Fla., native appeared in 52 games with 36 starts and totaled 144 receptions for 2,226 yards with 16 touchdowns over four seasons at Indiana.

CAREER HIGHLIGHTS:

- In 2022, Westbrook-Ikhine recorded a career-high 13 starts, posting 25 catches for 397 yards and three touchdowns.
- In 2021, he set career marks in receptions (38), receiving yards (476) and touchdowns (four). His receptions, receiving yards and receiving touchdowns ranked second on the team.
- In 2021, Westbrook-Ikhine registered his first career 100-yard receiving game with seven catches for 107 yards against Houston (11/21/21).
- As a rookie in 2020, Westbrook-Ikhine saw action in 14 games with one start and collected three receptions for 33 yards.

TITANS TIDBITS:

- As an avid dog lover, Westbrook-Ikhine took care of dogs while in college through the popular app "Rover." Westbrook-Ikhine joined Rover the summer before his senior year at Indiana, and he would set his rate \$10-15 lower than the average price to ensure he was selected as a dog-sitter. Westbrook-Ikhine would bring the dogs everywhere with him, even to Indiana's indoor field, and would let the dogs run around on the turf. He has his own rescue dog now named Winston.
- In 2021, Westbrook-Ikhine was named the team's Ed Block Courage Award recipient.

CAREER TRANSACTIONS:

- The Lake Mary, Fla., native was signed by the Titans as a rookie free agent on May 7, 2020.
- Waived by the Titans on Sept. 5, 2020 and signed to the practice squad a day later.
- Activated from the practice squad to the active roster standard elevation on Sept. 14, 2020.
- Signed by the Titans from the practice squad to the active roster on Sept. 16, 2020.

SEASON RECAPS:

2023 (1/0):

- At New Orleans (9/10), played as a reserve at wide receiver and finished second on the team with four catches and 58 receiving yards. Extended the Titans' final scoring drive with a 21-yard grab on third-and-two in the fourth quarter.

2022 (17/13): Played in all 17 games with 13 starts at wide receiver and registered 25 receptions for 397 yards with three touchdowns. Led the team in receiving yards twice in 2022 (at WAS, vs. DEN). Tied for the team lead in receptions twice in 2022 (vs. DEN, vs. CIN). Has two career 100-yard receiving performances, including one in 2022 (vs. DEN). Registered a career-high two receiving touchdowns against Denver (11/13/22).

- At Buffalo (9/19), started at wide receiver and helped set up the Titans' touchdown with a 13-yard, toe-drag grab down to the Bills' two-yard line

during the opening drive.

- Against Las Vegas (9/25), started at wide receiver and hauled in three passes for 40 yards. Kept the Titans' third touchdown drive alive with a 10-yard catch on third-and-three in the second quarter.
- At Washington (10/9), started at wide receiver and snared two receptions for a team-best 72 receiving yards. Set up the Titans' game-winning touchdown with a career-long 61-yard grab to the Washington 12-yard line in the third quarter.
- Against Denver (11/13), started at wide receiver and set career-highs with 119 receiving yards and two receiving touchdowns on five total catches. Cut the Broncos' lead to 10-7 with a nine-yard, toe-drag touchdown grab in the corner of the end zone on third-and-goal with 12 seconds remaining in the first half. Gave the Titans a 14-10 advantage with a 63-yard touchdown catch on a flea flicker in the third quarter.
- Against Cincinnati (11/27), started at wide receiver and tied for the team lead with four catches for 58 yards. Extended the Titans' initial scoring drive with a 25-yard grab on third-and-10 late in the first quarter.
- Against Jacksonville (12/11), started at wide receiver and caught three passes for 23 yards with a touchdown. Extended the Titans' opening touchdown drive with a 13-yard grab on third-and-five in the opening quarter. Snared a two-yard touchdown pass in the corner of the end zone in the fourth quarter.

2021 (16/7, 1/0): Saw action in 16 games with seven starts at wide receiver and ranked second on the team with 38 receptions, 476 receiving yards and four receiving touchdowns, establishing career highs in each category. Collected three special teams tackles on coverage units. Was inactive for one game. Played as a reserve in the postseason contest. Led or tied for the team lead in receptions three times in 2021 (vs. IND, at NE, at PIT). Led the team in receiving yards five times in 2021 (vs. IND, vs. HOU, at NE, at PIT, at HOU). Tied for the team lead in special teams tackles once in 2021 (vs. BUF). Named the team's Ed Block Courage Award recipient.

- Against Arizona (9/12), played as a reserve at wide receiver and on special teams. Set up the Titans' first touchdown with a 10-yard catch down to the Cardinals' one-yard line on third-and-10 in the second quarter.
- Against Indianapolis (9/26), started at wide receiver and led the team with a then-career-high four catches and a then-career-best 53 receiving yards with his first career touchdown. Corralled his first career touchdown reception on an 18-yard slant to give the Titans a 14-7 lead in the second quarter. Drew a 30-yard pass interference penalty during the Titans' third touchdown drive early in the fourth quarter.

- Against Buffalo (10/18), saw action as a reserve at wide receiver and caught three passes for 27 yards. Registered a special teams stop on coverage units. Hauled in all three receptions for 27 yards, including an eight-yard grab on third-and-six during the Titans' game-winning touchdown drive in the fourth quarter.

- At Indianapolis (10/31), played as a reserve at wide receiver and caught two passes for 16 yards with a touchdown. Posted a special teams tackle on coverage units. Gave the Titans a 21-17 lead with a five-yard touchdown catch on third-and-four in the third stanza.

- At L.A. Rams (11/7), saw action as a reserve at wide receiver and caught one pass for 14 yards. Extended the Titans' second touchdown drive with a 14-yard grab on third-and-four in the second quarter.

- Against New Orleans (11/14), started at wide receiver and hauled in one reception for 10 yards. Recovered the Saints' onside kick late in the fourth quarter which sealed the victory.

- Against Houston (11/21), led the team with a career-high 107 receiving yards on a career-best seven receptions. Kept the Titans' touchdown drive alive in the third quarter with an 16-yard reception on third-and-nine.

- At New England (11/28), started at wide receiver and tied for the team lead with two receptions for a team-high 25 yards with a touchdown. Cut the Patriots lead to 7-6 with a one-yard touchdown catch from Ryan Tannehill on third-and-one early in the second quarter.
- At Pittsburgh (12/19), started at wide receiver and tied for the team lead with four catches for a team-best 32 receiving yards.
- Against San Francisco (12/23), played as a reserve at wide receiver and snared two receptions for 38 yards. Extended the Titans' first scoring drive with a 24-yard reception on third-and-15 in the third quarter.
- At Houston (1/9), played as a reserve at wide receiver and led the team with 78 receiving yards on four catches with a touchdown. Hauled in a 29-yard reception over the middle and between two defenders in the opening quarter. Snared a four-yard touchdown pass with 11 seconds remaining in the first half. Got open after Tannehill somehow eluded a sack and snagged a 36-yard completion on third-and-five in the fourth quarter.
- Against Cincinnati (1/22), saw action as a reserve at wide receiver in the divisional playoff match.

2020 (14/1, 1/0): Appeared in 14 games with one start at wide receiver as a rookie and caught three passes for 33 yards. Collected two special teams tackles on coverage units. Was inactive for two games. Saw action as a reserve in the postseason contest and caught two passes for 17 yards and led the team with a special teams tackle. Led or tied for the team lead in special teams tackles twice in 2020 (at HOU, vs. BAL). Made his NFL debut against Jacksonville (9/20/20). Made his first career start against Houston (10/18/20).

- Against Jacksonville (9/20), played as a reserve on special teams and at wide receiver in his first NFL contest.
- Against Buffalo (10/13), played significant snaps as a reserve at wide receiver and notched his first career NFL reception for seven yards.
- Against Houston (10/18), made his first career start at wide receiver and hauled in a two-point conversion in the fourth quarter. Increased the Titans' lead to 29-23 with a two-point conversion grab in the back of the endzone in the fourth quarter.
- At Baltimore (11/22), played as a reserve on special teams and caught one pass from Logan Woodside for seven yards on a fake punt in the second quarter.
- Against Detroit (12/20), played as a reserve on special teams. Notched a tackle on defense and a special teams stop on coverage units. Raced down the field as a gunner and stonewalled Jamal Agnew for a one-yard loss on a punt return in the third quarter. Sniffed out a fake punt and stuffed C.J. Moore one yard short of the first down in the fourth quarter.
- At Green Bay (12/27), saw action as a reserve at wide receiver and on special teams. Hauled in one pass for 19 yards.
- At Houston (1/3), played as a reserve at wide receiver and on special teams in the Titans' division-clinching victory. Notched a special teams tackle on coverage units.
- Against Baltimore (1/10), saw action as a reserve at wide receiver and caught two passes for 17 yards in his postseason debut. Registered a special teams tackle on coverage units.

COLLEGE:

- Appeared in 52 games with 36 starts and totaled 144 receptions for 2,226 yards with 16 touchdowns over four seasons at Indiana. Ranked sixth in school history in catches, seventh in yardage and touchdowns, and tied for seventh in 100-yard receiving games (six). Became the seventh Hoosier to reach 125 receptions and 2,000 yards.
- As a senior (2019), appeared in all 13 games and made 12 starts. Caught 42 passes for 572 yards and a team-high five touchdowns. Named as a William V. Campbell Trophy semifinalist.
- As a redshirt junior (2018), started all 12 games and made 42 catches for a team-leading 590 yards and four touchdowns. Named to the Biletnikoff Award Watch List.
- As a junior (2017), received a medical redshirt after suffering a season-ending injury in the season opener.
- As a sophomore (2016), saw action in all 13 games and made 12 starts. Made 54 receptions for 995 yards and six touchdowns, all of which were career-high marks. His 995 yards led the team and ranked seventh on Indiana's single-season list.
- As a freshman (2015), appeared in all 13 games and made six receptions for 69 yards and one touchdown.
- Graduated in December 2019 with a business marketing degree from Indiana.

PERSONAL:

- Attended Lake Mary (Fla.) High School where he was named first team all-state, all-district and All-Central Florida as a senior after he recorded 84 receptions for 1,853 yards and 21 touchdowns.
- Caught 52 passes for 826 yards and 13 scores as a junior.
- Also lettered in track and field and lacrosse.
- Son of Amy and Jeff Nickel.
- Follow Westbrook-Ikhine on Twitter at @nick_west15 and on Instagram at @nickwestbrook15.
- Born Nicholas Westbrook-Ikhine on March 21, 1997 in Lake Mary, Fla.

NICK WESTBROOK-IKHINE'S GAME-BY-GAME

2020 Tennessee Titans

Date	Opp.	W/L	P/S	RECEIVING				
				No	Yds	Avg	Lg	TD
Sept 14	@ Den	W	IA					
Sept 20	Jax	W	p	0	0	-	0	0
Sept 27	@ Min	W	p	0	0	-	0	0
Oct 13	Buf	W	p	1	7	7.0	7	0
Oct 18	Hou	W	S	0	0	-	0	0
Oct 25	Pit	L	p	0	0	-	0	0
Nov 1	@ Cin	L	p	0	0	-	0	0
Nov 8	Chi	W	p	0	0	-	0	0
Nov 12	Ind	L	p	0	0	-	0	0
Nov 22	@ Bal	W	p	1	7	7.0	7	0
Nov 29	@ Ind	W	p	0	0	-	0	0
Dec 6	Cle	L	IA					
Dec 13	@ Jax	W	p	0	0	-	0	0
Dec 20	Det	W	p	0	0	-	0	0
Dec 27	@ GB	L	p	1	19	19.0	19	0
Jan 3	@ Hou	W	p	0	0	-	0	0
Totals		11-5	14/1	3	33	11.0	19	0
Playoffs								
Jan 10	Bal	L	p	2	17	8.5	12	0
Totals		0-1	1/0	2	17	8.5	12	0

2021 Tennessee Titans

Date	Opp.	W/L	P/S	RECEIVING				
				No	Yds	Avg	Lg	TD
Sept 12	Ari	L	p	1	10	10.0	10	0
Sept 19	@ Sea	W	p	1	6	6.0	6	0
Sept 26	Ind	W	S	4	53	13.3	18t	1
Oct 3	@ NYJ	L	S	3	29	9.7	18	0
Oct 10	@ Jax	W	IA					
Oct 18	Buf	W	p	3	27	9.0	14	0
Oct 24	KC	W	p	0	0	-	0	0
Oct 31	@ Ind	W	p	2	16	8.0	11	1
Nov 7	@ LAR	W	p	1	14	14.0	14	0
Nov 14	NO	W	S	1	10	10.0	10	0
Nov 21	Hou	L	p	7	107	15.3	46	0
Nov 28	@ NE	L	S	2	25	12.5	24	1
Dec 12	Jax	W	S	3	31	10.3	15	0
Dec 19	@ Pit	L	S	4	32	8.0	12	0
Dec 23	SF	W	p	2	38	19.0	24	0
Jan 2	Mia	W	S	0	0	-	0	0
Jan 9	@ Hou	W	p	4	78	19.5	36	1
Totals		12-5	16/7	38	476	12.5	46	4
Playoffs								
Jan 22	Cin	L	p	0	0	-	0	0
Totals		0-1	1/0	0	0	-	0	0

2022 Tennessee Titans

Date	Opp.	W/L	P/S	RECEIVING				
				No	Yds	Avg	Lg	TD
Sept 11	NYG	L	S	1	13	13.0	13	0
Sept 19	@ Buf	L	S	1	13	13.0	13	0
Sept 25	LV	W	S	3	40	13.3	15	0
Oct 2	@ Ind	W	p	0	0	-	0	0
Oct 9	@ Was	W	S	2	72	36.0	61	0
Oct 23	Ind	W	S	0	0	-	0	0
Oct 30	@ Hou	W	S	0	0	-	0	0
Nov 6	@ KC	L	p	0	0	-	0	0
Nov 13	Den	W	S	5	119	23.8	63t	2
Nov 17	@ GB	W	S	2	28	14.0	19	0
Nov 27	Cin	L	S	4	58	14.5	25	0
Dec 4	@ Phi	L	p	1	4	4.0	4	0
Dec 11	Jax	L	S	3	23	7.7	13	1
Dec 18	@ LAC	L	S	0	0	-	0	0
Dec 24	Hou	L	S	2	23	11.5	14	0
Dec 29	Dal	L	S	1	4	4.0	4	0
Jan 7	@ Jax	L	p	0	0	-	0	0
Totals		7-10	17/13	25	397	15.9	63t	3

2023 Tennessee Titans

Date	Opp.	W/L	P/S	RECEIVING				
				No	Yds	Avg	Lg	TD
Sept 10	@ NO	L	p	4	58	14.5	24	0
Sept 17	LAC							
Sept 24	@ Cle							
Oct 1	Cin							
Oct 8	@ Ind							
Oct 15	Bal							
Oct 29	Atl							
Nov 2	@ Pit							
Nov 12	@ TB							
Nov 19	@ Jax							
Nov 26	Car							
Dec 3	Ind							
Dec 11	@ Mia							
Dec 17	Hou							
Dec 24	Sea							
Dec 31	@ Hou							
Jan 6/7	Jax							
Totals		0-1	1/0	4	58	14.5	24	0

NICK WESTBROOK-IKHINE'S NFL STATISTICS

REGULAR SEASON

Year	Team	REGULAR SEASON		RECEIVING					RUSHING				
		GP	GS	No	Yds	Avg	Lg	TD	Att	Yds	Avg	Lg	TD
2020	Tennessee	14	1	3	33	11.0	19	0	0	0	-	0	0
2021	Tennessee	16	7	38	476	12.5	46	4	0	0	-	0	0
2022	Tennessee	17	13	25	397	15.9	63t	3	0	0	-	0	0
2023	Tennessee	1	0	4	58	14.5	24	0	0	0	-	0	0
NFL Totals		48	21	70	964	13.8	63t	7	0	0	-	0	0

PLAYOFFS

Year	Team	PLAYOFFS		RECEIVING					RUSHING				
		GP	GS	No	Yds	Avg	Lg	TD	Att	Yds	Avg	Lg	TD
2020	Tennessee	1	0	2	17	8.5	12	0	0	0	-	0	0
2021	Tennessee	1	0	0	0	-	0	0	0	0	-	0	0
NFL Totals		2	0	2	17	8.5	12	0	0	0	-	0	0

Single-Game Highs

Receptions - 7 vs. Houston (11/21/21)
 Receiving Yards - 119 vs. Denver (11/13/22)
 Long Reception - 63t vs. Denver (11/13/22)
 Receiving Touchdowns - 2 vs. Denver (11/13/22)

Playoff Single-Game Highs

Receptions - 2 vs. Baltimore (1/10/21)
 Receiving Yards - 17 vs. Baltimore (1/10/21)
 Long Reception - 12 vs. Baltimore (1/10/21)

Additional Career Statistics

Tackles - 1 (2020)
 Special Teams Tackles - 2 (2020), 3 (2021)
 Misc. Tackles - 1 (2020), 1 (2022)
 Two-Point Conversions - 1 reception (2020)
 Fumble Recoveries - 1 (2022)

Additional Career Playoff Statistics

Special Teams Tackles - 1 (2020)



81 JOSH WHYLE

TIGHT END • 6'7" • 248 LBS • COLLEGE: CINCINNATI
ACQUIRED: 5TH ROUND - 2023 • NFL EXPERIENCE (NFL/TITANS): ROOKIE
HOMETOWN: CINCINNATI, OHIO
GAMES PLAYED/GAMES STARTED: 1/0 (PLAYOFFS: 0/0)



PRO: The Titans selected Josh Whyle in the fifth round (147th overall) of the 2023 NFL Draft to bring youth and receiving ability to the tight end corps. The 6-foot-7-inch, 248-pounder appeared in 52 games with 20 starts over five seasons (2018-22) at Cincinnati and caught 88 passes for 1,062 yards with 15 touchdowns. In his final campaign with the Bearcats, Whyle earned first-team All-ACC honors after registering 32 receptions for 326 yards and three touchdowns.

CAREER HIGHLIGHTS:

- Whyle was a three-time All-AAC selection who set the Bearcats' school record for most career receiving touchdowns by a tight end with 15 scoring grabs.

TITANS TIDBITS:

- Whyle had the chance to meet Titans great Delanie Walker at the 2023 NFL Combine and the two tight ends enjoyed dinner together one evening.
- Whyle loves country music and his all-time favorite artists are Johnny Cash, Luke Combs and Kenny Chesney.
- In his free time, Whyle enjoys being outdoors and likes to golf and fish.
- Whyle is a cat lover and has two named Boots and Georgie.

CAREER TRANSACTIONS:

- The Cincinnati, Ohio, native was selected by the Titans in the fifth round (147th overall) of the 2023 NFL Draft.

SEASON RECAPS:

2023 (1/0): Made his NFL debut at New Orleans (9/10/23).

- At New Orleans (9/10), played as a reserve on special teams and saw limited snaps at tight end in his first career NFL contest.

COLLEGE:

- In five seasons at Cincinnati (2018-22), Whyle appeared in 52 games with 20 starts and tallied 88 receptions for 1,062 yards with 15 touchdowns with all but two catches coming in his final three seasons. Collected All-AAC first-team accolades as a senior in 2022, solidifying himself as one of the nation's top all-around tight ends. Set the Cincinnati school record for career touchdown receptions by a tight end (15), breaking Brent Celek's mark.

AS A SENIOR (2022), Appeared in 12 games with 10 starts and collected All-AAC first-team honors. Selected as a team captain and hauled in 32 receptions for 326 yards with three touchdowns.

- At Arkansas (9/3), caught five passes for 38 yards.
- At Southern Methodist (10/22), brought in four receptions for 53 yards in a 29-27 victory.
- At Temple (11/19), tallied a career-high seven receptions for 70 in a 23-3 victory.

AS A JUNIOR (2021), played in 14 games with eight starts and earned All-AAC honorable mention accolades. Ranked second on the squad with six touchdowns to go along with his 332 receiving yards on 26 catches. Scored five touchdowns in four weeks from Oct. 23 to Nov. 12.

- Against Miami (Ohio) (9/4), opened the season with two catches for 32 yards with a touchdown in the win.
- Against Central Florida (10/16), named the Bearcats' Special Teams Player of the Week after blocking his first career punt.
- At Navy (10/23), notched four catches for 60 yards and two touchdowns.
- At Tulane (10/30), named Cincinnati's Offensive Player of the Week after registering four catches for 79 yards and another two touchdowns.

- At South Florida (11/12), tied his then career-high with five catches for 61 yards in the win.

AS A SOPHOMORE (2020), played in 10 games with two starts at tight end and led the team with 353 receiving yards on 28 catches with six touchdowns. Earned third-team All-America honors from Pro Football Focus and second-team All-AAC accolades. According to Pro Football Focus, he generated a 92.9 receiving grade and 2.94 yards per route run avg., both of which trailed only Kyle Pitts for the best among NCAA FBS tight ends.

- Against Austin Peay (9/19), posted three receptions for 61 yards and his first career touchdown in the season opener.
- Against Houston (11/7), snared a season-high five catches for 38 yards with a four-yard touchdown grab.
- At Central Florida (10/29), posted a career-high 81 yards and a 29-yard receiving score in a win.

AS A REDSHIRT FRESHMAN (2019), appeared in all 12 games as a reserve and made a pair of catches for 51 yards. Named to the 2019 AAC All-Academic Team.

- Against UCLA (8/29), notched his first career reception, hauling in a 19-yard pass.
- Against Connecticut (11/9), set a then career-best with a 32-yard catch.

AS A FRESHMAN (2018), redshirted after suffering a preseason injury in training camp which limited his availability early in the season. Utilized a new NCAA rule which allowed him to play in four games as a true freshman.

- Graduated from Cincinnati in the Fall of 2021 with a degree in criminal justice.

PERSONAL:

- Attended La Salle (Cincinnati, Ohio) High School and helped lead the program to a 50-8 record with three Ohio High School Athletic Association Division II titles.
- As a senior (2017), led the Lancers and ranked fourth in the GCL South with 37 receptions for 442 yards and three touchdowns. Received first-team Division II All-Ohio and first-team All-Southwest District Division II honors by the Ohio Prep Sportswriters Association. Also earned first-team All-GCL South honors.
- As a junior (2016), caught 40 passes for 546 yards and six touchdowns as he helped the Lancers capture their third-consecutive state title. Earned first-team All-GCL South honors.
- Also competed in basketball.
- Son of Tim and Christine Whyle and has an older brother, Jacob.
- Follow Whyle on Instagram at @joshwhyte.
- Follow Whyle on Twitter at @JoshWhyle81.
- Born Joshua James Whyle on Sept. 8, 1999 in Cincinnati, Ohio.

JOSH WHYLE'S COLLEGE STATISTICS

REGULAR SEASON				RECEIVING					RUSHING				
Year	Team	GP	GS	No	Yds	Avg	Lg	TD	Att	Yds	Avg	Lg	TD
2018	Cincinnati	4	0	0	0	-	0	0	0	0	-	0	0
2019	Cincinnati	12	0	2	51	25.5	32	0	0	0	-	0	0
2020	Cincinnati	10	2	28	353	12.6	30	6	0	0	-	0	0
2021	Cincinnati	14	8	26	332	12.8	31t	6	0	0	-	0	0
2022	Cincinnati	12	10	32	326	10.2	35	3	0	0	-	0	0
NFL Totals		52	20	88	1,062	12.1	35	15	0	0	-	0	0

Single-Game Highs

Receptions - 7 at Temple (11/19/22)
 Receiving Yards - 81 at Central Florida (11/21/20)
 Long Reception - 35 at Southern Methodist (10/22/22)
 Touchdowns - 2 (Twice, last at Tulane 10/30/21)

JOSH WHYLE'S GAME-BY-GAME

2023 Tennessee Titans				RECEIVING									
Date	Opp.	W/L	P/S	No	Yds	Avg	Lg	TD					
Sept 10	@ NO	L	p	0	0	-	0	0	Dec 3		Ind		
Sept 17	LAC								Dec 11	@	Mia		
Sept 24	@ Cle								Dec 17		Hou		
Oct 1	Cin								Dec 24		Sea		
Oct 8	@ Ind								Dec 31	@	Hou		
Oct 15	Bal								Jan 6/7		Jax		
Oct 29	Atl								Totals			0-1	1/0
Nov 2	@ Pit											0	0
Nov 12	@ TB											-	0
Nov 19	@ Jax											0	0
Nov 26	Car												

JOSH WHYLE'S NFL STATISTICS

REGULAR SEASON				RECEIVING					RUSHING				
Year	Team	GP	GS	No	Yds	Avg	Lg	TD	Att	Yds	Avg	Lg	TD
2023	Tennessee	1	0	0	0	-	0	0	0	0	-	0	0
NFL Totals		1	0	0	0	-	0	0	0	0	-	0	0

Single-Game Highs

Receptions -
 Receiving Yards -
 Long Reception -
 Receiving Touchdowns -

Additional Statistics

Special Teams Tackles -



7 MALIK WILLIS

QUARTERBACK • 6'1" • 219 LBS • COLLEGE: LIBERTY
ACQUIRED: 3RD ROUND - 2022
NFL EXPERIENCE (NFL/TITANS): 2/2 • HOMETOWN: ATLANTA, GA.
GAMES PLAYED/GAMES STARTED: 8/3 (PLAYOFFS: 0/0)



PRO: The Titans selected Malik Willis in the third round (86th overall) of the 2022 NFL Draft. During his first NFL season, he appeared in eight games with three starts at quarterback, totaling 276 passing yards, 123 rushing yards and one rushing score. The 6-foot-1-inch, 219-pound signal caller possesses a dynamic skill set that includes a strong, accurate arm and elusiveness as a runner. A native of Atlanta, Ga., he spent three total years at Liberty, including a 2019 redshirt campaign, after transferring from Auburn. During his two seasons as Liberty's starting signal caller, he directed the Flames to two bowl victories and led the FBS with 74 total passing (47) and rushing (27) touchdowns. He was the third quarterback drafted in 2022 after the Titans traded up four spots in the third round to select him.

CAREER HIGHLIGHTS:

- As a rookie in 2022, Willis saw action in eight games and recorded three starts. He won his first NFL start on Oct. 30, 2022 at Houston.
- In his final season at Liberty in 2021, Willis led the Flames to an 8-5 record and a bowl win. He completed 207 of 339 passes for 2,857 yards and 27 touchdowns to go along with 197 rushing attempts for 878 yards and 13 touchdowns.

TITANS TIDBITS:

- In recognition of his stellar play on the field and outstanding character off the gridiron, Willis was named the 2021 Bobby Bowden Trophy winner. The award is presented annually to "a college football player who epitomizes a student-athlete of faith and conducts himself as an exemplary model in the classroom, on the field, on the campus and in the community." The other two finalists for the 2021 award were Georgia kicker/punter Jake Camarda and Michigan defensive end Aidan Hutchinson.
- Willis' uncle James Anderson was a linebacker who played 10 seasons in the NFL, including time in 2014 with the Titans. Anderson also played with the Panthers (2006-12), Bears (2013) and Saints (2015). Willis' cousin Nigel Warrior was a defensive back at the University of Tennessee (2016-19) before playing in the NFL for the Ravens (2020) and Seahawks (2021).
- Willis says that one of his bucket list goals is to one day win the Walter Payton NFL Man of the Year Award.
- Off the field, Willis enjoys playing video games and lists Call of Duty, Madden NFL, NBA2K and FIFA as his favorites.

CAREER TRANSACTIONS:

- The Atlanta, Ga., native was selected by the Titans in the third round (86th overall) of the 2022 NFL Draft.

SEASON RECAPS:

2023 (0/0):

- At New Orleans (9/10), did not play as the backup quarterback.

2022 (8/3): Saw action in eight games with three starts at quarterback during his rookie campaign. Completed 31 of 61 passes for 276 yards with three interceptions. Carried the ball 27 times for 123 yards with a rushing score. Did not play as the backup quarterback in nine contests.

- At Buffalo (9/19), entered the game at quarterback late in the third quarter and completed one of four passes for six yards. Rushed four times for 16 yards.
- Against Indianapolis (10/23), saw limited action as a reserve at quarterback.
- At Houston (10/30), made his first career start and earned his first career victory. Completed six of 10 passes for 55 yards with an interception.

Rushed five times for 12 yards. Became the sixth rookie quarterback in franchise history and the first since Marcus Mariota in 2015 to win his first NFL start.

- At Kansas City (11/6), started at quarterback and completed five of 16 passes for 80 yards. Rushed eight times for 40 yards. Kickstarted the Titans' first touchdown drive with a 16-yard pass to Austin Hooper along the sideline in the second quarter. Set up the Titans' second touchdown with an 18-yard, back-shoulder throw to Hooper to the Chiefs' two-yard line in the second stanza.
- At Philadelphia (12/4), played as a reserve late in the fourth quarter and completed two of four passes for 16 yards. Rushed once for eight yards.
- At L.A. Chargers (12/18), played a series as a reserve in the second quarter after Ryan Tannehill left the game with an injury. Completed three of four passes for 20 yards. Rushed once for eight yards.
- Against Houston (12/24), started at quarterback and completed 14 of 23 passes for 99 yards with two interceptions. Rushed seven times for 43 yards with his first career rushing touchdown. Extended the Titans' first touchdown drive with a three-yard sneak on fourth-and-one in the first quarter. Gave the Titans a 14-10 lead with a 14-yard touchdown run off left tackle in the third quarter.

COLLEGE:

- Played two seasons at Liberty after spending his first two collegiate seasons at Auburn. In four total seasons, he appeared in 38 games with 23 starts, completing 388 of 618 passes for 5,186 yards and 48 touchdowns with 18 interceptions. He also rushed for 2,131 yards and 29 touchdowns on 366 career rushing attempts. His 74 total passing and rushing touchdowns from 2020 to 2021 ranked first among all FBS players. His record in 23 career starts was 17-6, all with Liberty, including two bowl victories.
- As a senior at Liberty in 2021, started all 13 games at quarterback. Completed 207 of 339 passing attempts for 2,857 yards and 27 touchdowns, and he also led Liberty in rushing with 878 yards and 13 touchdowns on 197 carries. Honors included Bobby Bowden Trophy, Davey O'Brien National Quarterback Award semifinalist, Maxwell Award semifinalist, Phil Steele Postseason All-Independent first team and 2022 Reese's Senior Bowl invitation. His 3,736 total offensive yards ranked second in program history for a single season. Broke his own single-season school record with 40 total touchdowns. Ranked eighth in the country in points responsible for (242/18.6 per game), 18th in passing touchdowns, 20th in total offense (287.7 yards per game) and 20th in passing yards per completion (13.83).
- As a junior at Liberty in 2020, started all 10 games in which he played in his first season as Liberty's quarterback after sitting out 2019 due to transfer rules. Won each of his first seven career starts. Completed 170 of 265 passes for 2,260 yards, 20 touchdowns and six interceptions. Added 141 rushing attempts for 944 yards and 14 touchdowns. Had at least one rushing touchdown in eight of his 10 games. Led all FBS quarterbacks in rushing yards and touchdowns. Other national rankings included eighth in points responsible for (204) and points responsible for per game (20.4); ninth in total offense (320.4 yards per game); 11th in total touchdowns (14); 17th in passing efficiency (156.2); and 16th in passing touchdowns.
- Redshirted under transfer rules during his first year at Liberty in 2019.
- As a sophomore in 2018, appeared in eight games at Auburn, completing five of his seven pass attempts for 24 yards. Added 12 rushing attempts for 88 yards and one touchdown.
- As a freshman in 2017, saw action in seven games at Auburn, completing six of his seven pass attempts for 45 yards and one touchdown. Added 16 rushing attempts for 221 yards and a score.

- Graduated from Liberty in December 2020 with a degree in interdisciplinary studies with a focus in business and sports management. He entered the NFL in 2022 three classes from receiving an MBA.

PERSONAL:

- Attended Roswell (Atlanta, Ga.) High School as a senior after transferring from Westlake (Atlanta, Ga.) High School.
- Led the Roswell Hornets to the Class 7A state title game as a senior. Passed for 2,562 yards, rushed for 1,033 yards, and accounted for 37 total touchdowns. Named Class 7A AJC offensive player of the year and first-team All-State.
- Also played high school baseball as a shortstop, third baseman, catcher and pitcher.
- Son of Shastca Grier and Harold Willis with one brother and one sister.
- Follow Willis on Twitter and Instagram at @malikwillis.
- Follow Willis on Tiktok at @malikwillisQB.
- Born Malik Antonio Willis on May 25, 1999 in College Park, Ga.

MALIK WILLIS' GAME-BY-GAME

2022 Tennessee Titans				PASSING											RUSHING					COMBINED	RUSH + PASS	
Date	Opp	W/L	P/S	Att	Cmp	Pct	Yds	Yds/Att	TD	Int	Lg	Sk	Lst	Rating	Att	Yds	Avg	Lg	TD	Yards	Touchdowns	
Sept 11	NYG	L	DNP																			
Sept 19	@ Buf	L	p	4	1	25.0	6	1.5	0	0	6	0	0	39.6	4	16	4.0	8	0	22		
Sept 25	LV	W	DNP																			
Oct 2	@ Ind	W	DNP																			
Oct 9	@ Was	W	DNP																			
Oct 23	Ind	W	p	0	0	-	0	-	0	0	0	0	0	-	0	0	-	0	0	0		
Oct 30	@ Hou	W	S	10	6	60.0	55	5.5	0	1	16	3	15	35.4	5	12	2.4	6	0	67		
Nov 6	@ KC	L	S	16	5	31.3	80	5.0	0	0	48	3	23	49.0	8	40	5.0	17	0	120		
Nov 13	Den	W	p	0	0	-	0	-	0	0	0	0	0	-	1	-4	-4.0	-4	0	-4		
Nov 17	@ GB	W	DNP																			
Nov 27	Cin	L	DNP																			
Dec 4	@ Phi	L	p	4	2	50.0	16	4.0	0	0	10	0	0	60.4	1	8	8.0	8	0	24		
Dec 11	Jax	L	DNP																			
Dec 18	@ LAC	L	p	4	3	75.0	20	5.0	0	0	7	0	0	85.4	1	8	8.0	8	0	28		
Dec 24	Hou	L	S	23	14	60.9	99	4.3	0	2	15	4	11	34.5	7	43	6.1	14t	1	142	14r	
Dec 29	Dal	L	DNP																			
Jan 7	@ Jax	L	DNP																			
Totals		7-10	8/3	61	31	50.8	276	4.5	0	3	48	10	49	42.8	27	123	4.6	17	1	399		

2023 Tennessee Titans				PASSING											RUSHING					COMBINED	RUSH + PASS
Date	Opp	W/L	P/S	Att	Cmp	Pct	Yds	Yds/Att	TD	Int	Lg	Sk	Lst	Rating	Att	Yds	Avg	Lg	TD	Yards	Touchdowns
Sept 10	@ NO	L	DNP																		
Sept 17	LAC																				
Sept 24	@ Cle																				
Oct 1	Cin																				
Oct 8	@ Ind																				
Oct 15	Bal																				
Oct 29	Atl																				
Nov 2	@ Pit																				
Nov 12	@ TB																				
Nov 19	@ Jax																				
Nov 26	Car																				
Dec 3	Ind																				
Dec 11	@ Mia																				
Dec 17	Hou																				
Dec 24	Sea																				
Dec 31	@ Hou																				
Jan 6/7	Jax																				
Totals		0-1	0/0	0	0	-	0	-	0	0	0	0	0	-	0	0	-	0	0	0	

MALIK WILLIS' NFL STATISTICS

REGULAR SEASON			PASSING											RUSHING				
Year	Team	GP/GS	Att	Cmp	Pct	Yds	Yd/Att	TD	INT	Lg	Sk	Yds	Rat	Att	Yds	Avg	Lg	TD
2022	TEN	8/3	61	31	50.8	276	4.5	0	3	48	10	49	42.8	27	123	4.6	17	1
2023	TEN	0/0	0	0	-	0	-	0	0	0	0	0	-	0	0	-	0	0
NFL Totals		8/3	61	31	50.8	276	4.5	0	3	48	10	49	42.8	27	123	4.6	17	1

Regular Season Career record as starter: 1-2 (.333)

Single-Game Highs

Attempts - 23 vs. Houston (12/24/22)

Completions - 14 vs. Houston (12/24/22)

Passing Yards - 99 vs. Houston (12/24/22)

Touchdown Passes -

Long Completion - 48 at Kansas City (11/6/22)

Completion Percentage - 60.9 vs. Houston (12/24/22)

Rushes - 8 at Kansas City (11/6/22)

Rushing Yards - 43 vs. Houston (12/24/22)

Long Rush - 17 at Kansas City (11/6/22)

Rushing Touchdowns - 1 vs. Houston (12/24/22)

Additional Statistics

Misc. Tackles - 1 (2022)

Fumble Recoveries - 1 (2022)



TENNESSEE TITANS

NFL STATISTICS

WEEK 1 / THROUGH SUNDAY, SEPTEMBER 10, 2023

OFFENSE	L.V.	LA-C	Miami	N.E.	Pitt.	Tenn.	Ariz.	Atl.
GAMES (Won-Lost)	1-0	0-1	1-0	0-1	0-1	0-1	0-1	1-0
FIRST DOWNS	22	30	30	24	15	16	13	13
Rushing	5	17	5	5	3	5	4	7
Passing	11	10	23	18	9	8	9	6
Penalty	6	3	2	1	3	3	0	0
YDS GAINED (tot)	261	433	536	382	239	285	210	221
Avg per Game	261.0	433.0	536.0	382.0	239.0	285.0	210.0	221.0
RUSHING (net)	61	234	70	76	41	104	96	130
Avg per Game	61.0	234.0	70.0	76.0	41.0	104.0	96.0	130.0
Rushes	29	40	20	22	10	22	25	26
Yards per Rush	2.1	5.9	3.5	3.5	4.1	4.7	3.8	5.0
PASSING (net)	200	199	466	306	198	181	114	91
Avg per Game	200.0	199.0	466.0	306.0	198.0	181.0	114.0	91.0
Passes Att.	26	33	45	54	46	34	30	18
Completed	20	23	28	35	31	16	21	15
Pct Completed	76.9	69.7	62.2	64.8	67.4	47.1	70.0	83.3
Yards Gained	200	228	466	316	232	198	132	115
Sacked	0	3	0	2	5	3	3	4
Yards Lost	0	29	0	10	34	17	18	24
Had intercepted	1	0	1	1	2	3	0	0
Yards Opp Ret	0	0	9	70	37	5	0	0
Opp TDs on Int	0	0	0	1	0	0	0	0
PUNTS	1	3	1	5	6	3	5	7
Avg Yards	49.0	48.3	38.0	45.2	42.3	35.7	47.0	48.1
PUNT RETURNS	0	1	0	3	1	4	4	2
Avg Return	0.0	3.0	0.0	7.0	2.0	9.3	6.0	2.0
Returned for TD	0	0	0	0	0	0	0	0
KICKOFF RETURNS	0	0	0	2	3	0	0	0
Avg Return	0.0	0.0	0.0	31.0	30.3	0.0	0.0	0.0
Returned for TD	0	0	0	0	0	0	0	0
PENALTIES	10	6	6	7	6	6	9	6
Yards Penalized	97	70	38	50	60	45	122	43
FUMBLES BY	1	0	2	2	0	0	3	1
Fumbles Lost	0	0	1	1	0	0	2	0
Opp Fumbles	0	2	0	1	3	2	2	2
Opp Fum Lost	0	1	0	1	1	1	2	1
POSS. TIME (avg)	27:52	32:41	27:19	29:12	22:37	31:20	28:36	25:19
TOUCHDOWNS	2	4	4	3	1	0	1	3
Rushing	0	3	1	0	0	0	0	2
Passing	2	1	3	3	1	0	0	1
Returns	0	0	0	0	0	0	1	0
EXTRA-PT KICKS	2/2	4/4	3/4	2/2	1/1	0/0	1/1	3/3
2-PT CONVERSIONS	0/0	0/0	0/0	0/1	0/0	0/0	0/0	0/0
FIELD GOALS/FGA	1/1	2/2	3/3	0/0	0/0	5/5	3/3	1/1
POINTS SCORED	17	34	36	20	7	15	16	24
DEFENSE	L.V.	LA-C	Miami	N.E.	Pitt.	Tenn.	Ariz.	Atl.
POINTS ALLOWED	16	36	34	25	30	16	20	10
OPP FIRST DOWNS	22	30	30	17	22	15	21	20
Rushing	5	5	17	6	8	2	7	9
Passing	11	23	10	8	13	12	10	9
Penalty	6	2	3	3	1	1	4	2
OPP YARDS GAINED	260	536	433	251	391	351	248	281
Avg per Game	260.0	536.0	433.0	251.0	391.0	351.0	248.0	281.0
OPP RUSHING(net)	94	70	234	97	188	69	92	154
Avg per Game	94.0	70.0	234.0	97.0	188.0	69.0	92.0	154.0
Rushes	22	20	40	25	34	27	28	32
Yards per Rush	4.3	3.5	5.9	3.9	5.5	2.6	3.3	4.8
OPP PASSING(net)	166	466	199	154	203	282	156	127
Avg per Game	166.0	466.0	199.0	154.0	203.0	282.0	156.0	127.0
Passes Att.	34	45	33	33	29	33	31	38
Completed	27	28	23	22	19	23	19	20
Pct Completed	79.4	62.2	69.7	66.7	65.5	69.7	61.3	52.6
Sacked	2	0	3	3	3	4	6	2
Yards Lost	11	0	29	16	17	23	46	19
INTERCEPTED BY	0	1	0	0	0	1	1	2
Yards Returned	0	9	0	0	0	10	1	3
Returned for TD	0	0	0	0	0	0	0	0
OPP PUNT RETURNS	0	0	1	2	3	2	3	3
Avg return	0.0	0.0	3.0	15.0	13.7	3.0	3.3	4.7
OPP KICKOFF RET	2	0	0	1	0	5	1	0
Avg return	27.5	0.0	0.0	11.0	0.0	22.0	21.0	0.0
OPP TOUCHDOWNS	2	4	4	2	3	1	2	1
Rushing	0	1	3	0	1	0	1	0
Passing	2	3	1	1	2	1	1	1
Returns	0	0	0	1	0	0	0	0

WEEK 1 / THROUGH SUNDAY, SEPTEMBER 10, 2023

OFFENSE	Car.	Chi.	Dal.	Det.	G.B.	LA-R	Minn.	N.O.
GAMES (Won-Lost)	0-1	0-1	1-0	1-0	1-0	1-0	0-1	1-0
FIRST DOWNS	20	22	18	19	15	27	18	15
Rushing	9	8	7	8	5	8	2	2
Passing	9	12	8	11	10	17	15	12
Penalty	2	2	3	0	0	2	1	1
YDS GAINED (tot)	281	311	265	368	329	426	369	351
Avg per Game	281.0	311.0	265.0	368.0	329.0	426.0	369.0	351.0
RUSHING (net)	154	122	122	118	92	92	41	69
Avg per Game	154.0	122.0	122.0	118.0	92.0	92.0	41.0	69.0
Rushes	32	29	30	34	32	40	17	27
Yards per Rush	4.8	4.2	4.1	3.5	2.9	2.3	2.4	2.6
PASSING (net)	127	189	143	250	237	334	328	282
Avg per Game	127.0	189.0	143.0	250.0	237.0	334.0	328.0	282.0
Passes Att.	38	37	25	35	27	38	44	33
Completed	20	24	13	22	15	24	33	23
Pct Completed	52.6	64.9	52.0	62.9	55.6	63.2	75.0	69.7
Yards Gained	146	216	143	253	245	334	344	305
Sacked	2	4	0	1	1	0	2	4
Yards Lost	19	27	0	3	8	0	16	23
Had intercepted	2	1	0	0	0	0	1	1
Yards Opp Ret	3	37	0	0	0	0	14	10
Opp TDs on Int	0	1	0	0	0	0	0	0
PUNTS	5	4	3	5	5	1	5	5
Avg Yards	53.2	53.0	48.7	44.4	49.8	45.0	51.4	48.2
PUNT RETURNS	3	2	2	1	3	1	4	2
Avg Return	4.7	8.0	8.5	16.0	18.0	7.0	4.5	3.0
Returned for TD	0	0	0	0	0	0	0	0
KICKOFF RETURNS	0	4	0	0	2	1	1	5
Avg Return	0.0	21.0	0.0	0.0	27.5	8.0	15.0	22.0
Returned for TD	0	0	0	0	0	0	0	0
PENALTIES	9	7	5	4	9	7	6	7
Yards Penalized	66	61	35	63	90	53	45	45
FUMBLES BY	2	1	1	2	2	0	2	2
Fumbles Lost	1	1	0	1	0	0	2	1
Opp Fumbles	1	2	5	0	1	0	0	0
Opp Fum Lost	0	0	1	0	1	0	0	0
POSS. TIME (avg)	34:41	30:43	26:32	32:38	29:17	39:23	29:21	28:40
TOUCHDOWNS	1	2	5	3	5	3	2	1
Rushing	0	1	3	1	1	3	0	0
Passing	1	1	0	1	3	0	2	1
Returns	0	0	2	1	1	0	0	0
EXTRA-PT KICKS	1/1	0/0	4/5	3/3	5/5	3/3	2/2	1/1
2-PT CONVERSIONS	0/0	1/2	0/0	0/0	0/0	0/0	0/0	0/0
FIELD GOALS/FGA	1/1	2/2	2/2	0/0	1/1	3/5	1/1	3/3
POINTS SCORED	10	20	40	21	38	30	17	16
DEFENSE	Car.	Chi.	Dal.	Det.	G.B.	LA-R	Minn.	N.O.
POINTS ALLOWED	24	38	0	20	20	13	20	15
OPP FIRST DOWNS	13	15	14	17	22	13	16	16
Rushing	7	5	6	6	8	3	5	5
Passing	6	10	5	10	12	7	9	8
Penalty	0	0	3	1	2	3	2	3
OPP YARDS GAINED	221	329	171	316	311	180	242	285
Avg per Game	221.0	329.0	171.0	316.0	311.0	180.0	242.0	285.0
OPP RUSHING(net)	130	92	108	90	122	85	73	104
Avg per Game	130.0	92.0	108.0	90.0	122.0	85.0	73.0	104.0
Rushes	26	32	28	23	29	18	33	22
Yards per Rush	5.0	2.9	3.9	3.9	4.2	4.7	2.2	4.7
OPP PASSING(net)	91	237	63	226	189	95	169	181
Avg per Game	91.0	237.0	63.0	226.0	189.0	95.0	169.0	181.0
Passes Att.	18	27	30	39	37	26	34	34
Completed	15	15	17	21	24	16	21	16
Pct Completed	83.3	55.6	56.7	53.8	64.9	61.5	61.8	47.1
Sacked	4	1	7	0	4	2	1	3
Yards Lost	24	8	47	0	27	17	4	17
INTERCEPTED BY	0	0	2	1	1	0	0	3
Yards Returned	0	0	22	50	37	0	0	5
Returned for TD	0	0	1	1	1	0	0	0
OPP PUNT RETURNS	2	3	1	3	2	1	4	4
Avg return	2.0	18.0	7.0	5.3	8.0	18.0	7.3	9.3
OPP KICKOFF RET	0	2	0	0	4	2	1	0
Avg return	0.0	27.5	0.0	0.0	21.0	25.0	23.0	0.0
OPP TOUCHDOWNS	3	5	0	2	2	1	2	0
Rushing	2	1	0	0	1	0	0	0
Passing	1	3	0	2	1	1	2	0
Returns	0	1	0	0	0	0	0	0

WEEK 1 / THROUGH SUNDAY, SEPTEMBER 10, 2023

OFFENSE	NY-G	Phil.	S.F.	Sea.	T.B.	Wash.	NFL/Avg
GAMES (Won-Lost)	0-1	1-0	1-0	0-1	1-0	1-0	---
FIRST DOWNS	14	17	22	13	16	21	18.7
Rushing	6	6	8	3	5	7	6.0
Passing	5	8	13	7	9	10	10.5
Penalty	3	3	1	3	2	4	2.1
YDS GAINED (tot)	171	251	391	180	242	248	299.1
Avg per Game	171.0	251.0	391.0	180.0	242.0	248.0	299.1
RUSHING (net)	108	97	188	85	73	92	102.7
Avg per Game	108.0	97.0	188.0	85.0	73.0	92.0	102.7
Rushes	28	25	34	18	33	28	27.4
Yards per Rush	3.9	3.9	5.5	4.7	2.2	3.3	3.7
PASSING (net)	63	154	203	95	169	156	196.4
Avg per Game	63.0	154.0	203.0	95.0	169.0	156.0	196.4
Passes Att.	30	33	29	26	34	31	33.9
Completed	17	22	19	16	21	19	21.6
Pct Completed	56.7	66.7	65.5	61.5	61.8	61.3	63.7
Yards Gained	110	170	220	112	173	202	212.5
Sacked	7	3	3	2	1	6	2.6
Yards Lost	47	16	17	17	4	46	16.1
Had intercepted	2	0	0	0	0	1	0.7
Yards Opp Ret	22	0	0	0	0	1	10.4
Opp TDs on Int	1	0	0	0	0	0	0.1
PUNTS	3	4	3	4	6	6	4.4
Avg Yards	53.3	49.3	44.7	59.0	54.5	44.3	47.2
PUNT RETURNS	1	2	3	1	4	3	2.1
Avg Return	7.0	15.0	13.7	18.0	7.3	3.3	8.6
Returned for TD	0	0	0	0	0	0	0.0
KICKOFF RETURNS	0	1	0	2	1	1	1.0
Avg Return	0.0	11.0	0.0	25.0	23.0	21.0	22.9
Returned for TD	0	0	0	0	0	0	0.0
PENALTIES	6	5	11	7	3	8	6.7
Yards Penalized	72	49	85	55	19	69	59.2
FUMBLES BY	5	1	3	0	0	2	1.4
Fumbles Lost	1	1	1	0	0	2	0.7
Opp Fumbles	1	2	0	0	2	3	1.4
Opp Fum Lost	0	1	0	0	2	2	0.7
POSS. TIME (avg)	33:28	30:48	37:23	20:37	30:39	31:24	30:00
TOUCHDOWNS	0	2	3	1	2	2	2.2
Rushing	0	0	1	0	0	1	0.8
Passing	0	1	2	1	2	1	1.2
Returns	0	1	0	0	0	0	0.2
EXTRA-PT KICKS	0/0	1/2	3/3	1/1	2/2	2/2	93%
2-PT CONVERSIONS	0/0	0/0	0/0	0/0	0/0	0/0	60%
FIELD GOALS/FGA	0/2	4/4	3/3	2/3	2/2	2/2	2/2
POINTS SCORED	0	25	30	13	20	20	20.6

DEFENSE	NY-G	Phil.	S.F.	Sea.	T.B.	Wash.	NFL/Avg
POINTS ALLOWED	40	20	7	30	17	16	20.6
OPP FIRST DOWNS	18	24	15	27	18	13	18.7
Rushing	7	5	3	8	2	4	6.0
Passing	8	18	9	17	15	9	10.5
Penalty	3	1	3	2	1	0	2.1
OPP YARDS GAINED	265	382	239	426	369	210	299.1
Avg per Game	265.0	382.0	239.0	426.0	369.0	210.0	299.1
OPP RUSHING(net)	122	76	41	92	41	96	102.7
Avg per Game	122.0	76.0	41.0	92.0	41.0	96.0	102.7
Rushes	30	22	10	40	17	25	27.4
Yards per Rush	4.1	3.5	4.1	2.3	2.4	3.8	3.7
OPP PASSING(net)	143	306	198	334	328	114	196.4
Avg per Game	143.0	306.0	198.0	334.0	328.0	114.0	196.4
Passes Att.	25	54	46	38	44	30	33.9
Completed	13	35	31	24	33	21	21.6
Pct Completed	52.0	64.8	67.4	63.2	75.0	70.0	63.7
Sacked	0	2	5	0	2	3	2.6
Yards Lost	0	10	34	0	16	18	16.1
INTERCEPTED BY	0	1	2	0	1	0	0.7
Yards Returned	0	70	37	0	14	0	10.4
Returned for TD	0	1	0	0	0	0	0.1
OPP PUNT RETURNS	2	3	1	1	4	4	2.1
Avg return	8.5	7.0	2.0	7.0	4.5	6.0	8.6
OPP KICKOFF RET	0	2	3	1	1	0	1.0
Avg return	0.0	31.0	30.3	8.0	15.0	0.0	22.9
OPP TOUCHDOWNS	5	3	1	3	2	1	2.2
Rushing	3	0	0	3	0	0	0.8
Passing	0	3	1	0	2	0	1.2
Returns	2	0	0	0	0	1	0.2

WEEK 1 / THROUGH SUNDAY, SEPTEMBER 10, 2023

TEAM RANKINGS

American Football Conference

Offense Defense

	Total	Rush	Pass	Total	Rush	Pass
Balt.	10	3	12	6	5	6
Cin.	14	9	14	9	13	2
Cleve.	4	2	13	*1	6	1
Denver	12	6	11	4	1	8
Hou.	9	10	9	5	10	4
Ind.	8	12	5	8	9	11
Jax	5	4	3	7	2	10
K.C.	6	7	4	11	11	12
L.V.	11	13	6	3	7	5
L.A.-C	2	*1	7	14	4	14
Miami	*1	11	*1	13	14	7
N.E.	3	8	2	2	8	3
Pitt.	13	14	8	12	12	9
Tenn.	7	5	10	10	3	13

National Football Conference

Offense Defense

	Total	Rush	Pass	Total	Rush	Pass
Ariz.	14	9	13	7	7T	7
Atl.	13	3	15	9	16	5
Car.	8	2	12	4	15	2
Chi.	7	4T	7	13	7T	13
Dallas	9	4T	11	1	12	*1
Det.	4	6	4	12	6	12
G.B.	6	10T	5	11	13T	10
Rams	1	10T	1	2	5	3
Minn.	3	16	2	6	3	8
N.O.	5	15	3	10	11	9
Giants	16	7	16	8	13T	6
Jets	15T	15T	15T	15T	15T	15T
Phil.	10	8	10	15	4	14
S.F.	2	1	6	5	*1	11
Sea.	15	13	14	16	7T	16
T.B.	12	14	8	14	*1	15
Wash.	11	10T	9	3	10	4

National Football League

Offense Defense

	Total	Rush	Pass	Total	Rush	Pass
Ariz.	27	14	26	8	13T	11
Atl.	26	5	28	16	27	6
Balt.	18T	9	21	14	7	16
Car.	15	4	25	5	26	3
Chi.	13	6T	16	20	13T	23T
Cin.	30	22	29	22	29	8
Cleve.	9	2	23	*1	9	2
Dallas	18T	6T	24	2	21	*1
Denver	21	15	19	11	3	19
Det.	7	8	6	19	12	22
G.B.	11	16T	7T	18	24T	15
Hou.	17	24	15	12T	22	10
Ind.	16	27	10	21	20	23T
Jax	10	11	7T	15	4	21
K.C.	12	19	9	24	23	25
L.V.	20	28	12	10	16	12
L.A.-C	2	*1	13	30	6	30
Rams	3	16T	2	3	11	4
Miami	*1	25	*1	29	30	18
Minn.	6	29T	3	7	8	13
N.E.	5	21	4	9	18	9
N.O.	8	26	5	17	19	14
Giants	29	10	30	12T	24T	7
Phil.	22	13	22	26	10	27
Pitt.	25	29T	14	27	28	20
S.F.	4	3	11	6	*1	17
Sea.	28	20	27	28	13T	29
T.B.	24	23	18	25	*1	28
Tenn.	14	12	17	23	5	26
Wash.	23	16T	20	4	17	5

T = Tied for position

* = League Leader

WEEK 1 / THROUGH SUNDAY, SEPTEMBER 10, 2023

AFC / TEAM/OFFENSE RANK

Tm	(A)	(B)	(C)	(D)	(E)	(F)	(G)	(H)	(I)	(J)	(K)	(L)	(M)	(N)	(O)	(P)	(Q)
BAL	10	9	3	10	12	4	13	14	8t	2	11t	11t	7	1	3	4	1t
CIN	14	14	9	7	14	14	1t	6t	14	14	8t	5	4	11	9	14	10t
CLE	4	6	2	2	13	11	10	11	6	10	11t	8	8t	5	4	5	1t
DEN	12	10	6	4	11	10	1t	5	4t	3t	11t	11t	3	12	7	10	10t
HOU	9	13	10	11	9	12	1t	13	8t	6	5t	2	8t	8	8	12	1t
IND	8	11	12	13	5	8	7t	10	8t	12t	7	3	6	10	14	6	12t
JAC	5	4	4	12	3	3	9	6t	7	11	3t	1	5	7	6	3	1t
KC	6	3	7	6	4	5	7t	1t	11	7	8t	7	8t	2	2	7t	1t
LV	11	8	13	14	6	2	11	1t	4t	3t	1t	11t	8t	3	1	9	1t
LAC	2	2	1	1	7	6	1t	9	1t	1	8t	9	8t	4	5	2	1t
MIA	1	1	11	8	1	1	6	1t	1t	5	1t	11t	8t	13	12	1	1t
NE	3	5	8	9	2	7	5	4	3	8t	5t	6	1	6	11	7t	12t
PIT	13	12	14	5	8	13	12	12	13	8t	3t	10	2	9	10	13	12t
TEN	7	7	5	3	10	9	14	8	12	12t	11t	4	8t	14	13	11	1t

AFC / OPPONENT/DEFENSE RANK

Tm	(A)	(B)	(C)	(D)	(E)	(F)	(G)	(H)	(I)	(J)	(K)	(L)	(M)	(N)	(O)	(P)	(Q)	(R)	(S)
BAL	6	2	5	5	6	2	8t	3	4t	7	9	10	1t	5	4	2	5t	2	8
CIN	9	8	13	12	2	4	3	4t	9	4	1t	7	1t	9	10	8	5t	13	14
CLE	1	1	6	9	1	1	8t	9t	1	1	5t	8	13	3	3	1	3t	1	1
DEN	4	7	1	1	8	13	2	13t	10t	10t	12t	1t	1t	12	14	5	5t	6t	7
HOU	5	6	10	6	4	8	1	1	4t	13	1t	1t	9	14	13	9t	5t	12	5
IND	8	9	9	4	11	11	4	9t	8	3	10t	14	11	7	6	12	5t	11	10
JAC	7	3	2	2	10	6	6	6	4t	2	8	9	10	4	1	6t	1t	3	4
KC	11	10	11	7	12	10	8t	12	7	6	10t	13	1t	6	8	6t	1t	6t	9
LV	3	5	7	11	5	5	8t	11	10t	10t	1t	1t	14	2	5	3t	3t	5	6
LAC	14	14	4	8	14	14	7	13t	13t	9	12t	1t	1t	1	2	14	5t	9	12
MIA	13	12	14	14	7	7	8t	7t	13t	14	5t	5t	1t	11	9	13	5t	4	3
NE	2	4	8	10	3	3	8t	7t	3	5	5t	12	8	13	11t	9t	5t	10	2
PIT	12	13	12	13	9	9	8t	4t	10t	12	12t	11	1t	8	11t	11	5t	14	13
TEN	10	11	3	3	13	12	5	2	2	8	1t	5t	12	10	7	3t	5t	6t	11

- (A) Total Yards per Game
- (B) Yards per Play
- (C) Rushing Yards per Game
- (D) Rushing Yards per Attempt
- (E) Passing Net Yards per Game
- (F) Passing Net Yards per Play
- (G) Passing, Percent Had Intercepted
- (H) Sacks per Pass Play
- (I) First Downs per Game
- (J) Third Down Efficiency
- (K) Fourth Down Efficiency
- (L) Punt Return Average
- (M) Kickoff Return Average
- (N) Gross Punting Average
- (O) Net Punting Average
- (P) Points per Game
- (Q) Field Goal Percentage
- Combined Offense/Defense Rank
- (R) Points per Game Differential
- (S) Net Yards per Game Differential

WEEK 1 / THROUGH SUNDAY, SEPTEMBER 10, 2023

NFC / TEAM/OFFENSE RANK

Tm	(A)	(B)	(C)	(D)	(E)	(F)	(G)	(H)	(I)	(J)	(K)	(L)	(M)	(N)	(O)	(P)	(Q)
ARI	14	14	9	9	13	13	1t	10	14t	13	9t	11	10t	12	7	12t	1t
ATL	13	8	3	2	15	12	1t	15	14t	16	12t	16	10t	11	5	6	1t
CAR	8	12	2	3	12	15	15	7	5	7	9t	12	10t	4	1	15	1t
CHI	7	9	4t	5	7	9	12	12	2t	14	5t	7	5t	5	14	8t	1t
DAL	9	7	4t	6	11	7	1t	1t	7t	3t	5t	6	10t	9	13	1	1t
DET	4	6	6	10	4	5	1t	3	6	9t	8	3	10t	15	10	7	16
GB	6	4	10t	12	5	2	1t	5	11t	2	5t	1t	1	7	15	2	1t
LAR	1	5	10t	15	1	1	1t	1t	1	1	1t	9t	9	13	16	3t	14
MIN	3	2	16	14	2	4	11	6	7t	6	12t	13	7	6	6	11	1t
NO	5	3	15	13	3	3	13	13	11t	5	12t	15	4	10	11	12t	1t
NYG	16	16	7	8	16	16	16	16	13	11	4	9t	10t	3	3	16	15
PHI	10	10	8	7	10	10	1t	9	9	12	9t	4	8	8	8t	5	1t
SF	2	1	1	1	6	6	1t	11	2t	3t	1t	5	10t	14	8t	3t	1t
SEA	15	11	13	4	14	14	1t	8	14t	15	12t	1t	2	1	4	14	13
TB	12	15	14	16	8	8	1t	4	10	8	1t	8	3	2	2	8t	1t
WAS	11	13	10t	11	9	11	14	14	4	9t	12t	14	5t	16	12	8t	1t

NFC / OPPONENT/DEFENSE RANK

Tm	(A)	(B)	(C)	(D)	(E)	(F)	(G)	(H)	(I)	(J)	(K)	(L)	(M)	(N)	(O)	(P)	(Q)	(R)	(S)
ARI	7	4	7t	5	7	7	5	3	13	7t	1t	3	10t	3	8	8t	6t	12	11
ATL	9	5	16	15	5	2	3	9	12	11t	6t	5	1t	13	16	3	6t	5	12
CAR	4	9	15	16	2	6	10t	2	1t	2	1t	1t	1t	7	11	13	6t	13	6
CHI	13	15	7t	4	13	15	10t	11t	5t	15	11t	15t	14	10	5	15	6t	15	10
DAL	1	1	12	8	1	1	2	1	4	6	14	8t	1t	14	14	1	3	1	4
DET	12	13	6	9	12	13	7	14t	9	11t	6t	6	1t	9	12	8t	6t	9t	7
GB	11	8	13t	12	10	8	6	5	14	4	11t	12	10t	12	6	8t	6t	3	9
LAR	2	6	5	13	3	3	10t	8	1t	3	1t	15t	13	16	13	4	5	4	1
MIN	6	2	3	1	8	9	10t	13	7t	10	15t	11	12	15	15	8t	6t	11	3
NO	10	11	11	14	9	10	1	7	7t	1	1t	14	1t	1	2	5	6t	9t	5
NYG	8	10	13t	10	6	12	10t	14t	10t	14	11t	13	1t	8	7	16	6t	16	13
PHI	15	12	4	6	14	11	9	11t	15	7t	9	8t	16	5	3	8t	1t	6	15
SF	5	7	1t	11	11	5	4	4	5t	7t	10	1t	15	2	4	2	1t	2	2
SEA	16	14	7t	2	16	16	10t	14t	16	16	15t	8t	8	4	1	14	4	14	16
TB	14	16	1t	3	15	14	8	10	10t	13	1t	4	9	11	10	7	6t	8	14
WAS	3	3	10	7	4	4	10t	6	1t	5	6t	7	1t	6	9	6	6t	7	8

- (A) Total Yards per Game
- (B) Yards per Play
- (C) Rushing Yards per Game
- (D) Rushing Yards per Attempt
- (E) Passing Net Yards per Game
- (F) Passing Net Yards per Play
- (G) Passing, Percent Had Intercepted
- (H) Sacks per Pass Play
- (I) First Downs per Game
- (J) Third Down Efficiency
- (K) Fourth Down Efficiency
- (L) Punt Return Average
- (M) Kickoff Return Average
- (N) Gross Punting Average
- (O) Net Punting Average
- (P) Points per Game
- (Q) Field Goal Percentage
- Combined Offense/Defense Rank
- (R) Points per Game Differential
- (S) Net Yards per Game Differential

WEEK 1 / THROUGH SUNDAY, SEPTEMBER 10, 2023

NFL / TEAM/OFFENSE RANK

Tm	(A)	(B)	(C)	(D)	(E)	(F)	(G)	(H)	(I)	(J)	(K)	(L)	(M)	(N)	(O)	(P)	(Q)
BAL	18t	17	9	20	21	10	27	27	14t	4	22t	27t	13	7t	9t	8t	1t
CIN	30	30	22	16	29	29	1t	13t	30	30	16t	11t	7	27	24	29	24t
CLE	9	12	2	3	23	20	24	21t	9t	22t	22t	19	17t	16	13	10t	1t
DEN	21	18	15	8	19	18	1t	12	5t	7t	22t	27t	3t	28	19	21t	24t
HOU	17	26	24	22	15	24	1t	25	14t	12	13t	7	17t	24	22	27	1t
IND	16	21	27	26	10	15	18t	20	14t	28t	15	8	12	26	29	12t	27t
JAC	10	10	11	23	7t	7	22	13t	11t	24	10t	1	11	21	17	5	1t
KC	12	9	19	12	9	11	18t	1t	19t	13t	16t	18	17t	9	6	14t	1t
LV	20	15	28	30	12	4	25	1t	5t	7t	1t	27t	17t	11	2	19t	1t
LAC	2	4	1	1	13	13	1t	17t	1t	2	16t	23t	17t	13	14	4	1t
MIA	1	1	25	17	1	1	16	1t	1t	9	1t	27t	17t	29	27	3	1t
NE	5	11	21	19	4	14	15	8t	4	16t	13t	14t	1	18	26	14t	27t
PIT	25	22	29t	10	14	25	26	24	23t	16t	10t	25t	2	25	25	28	27t
TEN	14	13	12	6	17	16	30	16	21t	28t	22t	9	17t	30	28	24	1t
ARI	27	27	14	15	26	26	1t	19	27t	22t	16t	17	17t	17	9t	21t	1t
ATL	26	16	5	4	28	23	1t	29	27t	27	22t	25t	17t	15	7	10t	1t
CAR	15	24	4	5	25	28	28	11	11t	13t	16t	20	17t	4	1	26	1t
CHI	13	19	6t	9	16	19	20	23	5t	25	7t	11t	9t	5	21	14t	1t
DAL	18t	14	6t	11	24	12	1t	1t	14t	5t	7t	10	17t	12	20	1	1t
DET	7	8	8	18	6	8	1t	6	13	16t	10t	4	17t	22	15	12t	27t
GB	11	6	16t	24	7t	3	1t	8t	23t	3	7t	2t	3t	7t	23	2	1t
LAR	3	7	16t	28	2	2	1t	1t	3	1	1t	14t	16	19	30	6t	23
MIN	6	3	29t	27	3	6	17	10	14t	11	22t	21	14	6	8	19t	1t
NO	8	5	26	25	5	5	21	26	23t	10	22t	23t	8	14	16	21t	1t
NYG	29	29	10	14	30	30	29	30	26	20	6	14t	17t	3	4	30	26
PHI	22	20	13	13	22	21	1t	17t	19t	21	16t	5	15	10	11t	8t	1t
SF	4	2	3	2	11	9	1t	21t	5t	5t	1t	6	17t	20	11t	6t	1t
SEA	28	23	20	7	27	27	1t	15	27t	26	22t	2t	5	1	5	25	22
TB	24	28	23	29	18	17	1t	7	21t	15	1t	13	6	2	3	14t	1t
WAS	23	25	16t	21	20	22	23	28	9t	16t	22t	22	9t	23	18	14t	1t

Team/Offense Rank

- (A) Total Yards per Game
- (B) Yards per Play
- (C) Rushing Yards per Game
- (D) Rushing Yards per Attempt
- (E) Passing Net Yards per Game
- (F) Passing Net Yards per Play
- (G) Passing, Percent Had Intercepted
- (H) Sacks per Pass Play
- (I) First Downs per Game
- (J) Third Down Efficiency
- (K) Fourth Down Efficiency
- (L) Punt Return Average
- (M) Kickoff Return Average
- (N) Gross Punting Average
- (O) Net Punting Average
- (P) Points per Game
- (Q) Field Goal Percentage

WEEK 1 / THROUGH SUNDAY, SEPTEMBER 10, 2023

NFL / OPPONENT/DEFENSE RANK

Tm	(A)	(B)	(C)	(D)	(E)	(F)	(G)	(H)	(I)	(J)	(K)	(L)	(M)	(N)	(O)	(P)	(Q)	(R)	(S)
BAL	14	5	7	9	16	7	17t	6	13t	19	17t	24	1t	7	9	4	10t	6	17
CIN	22	19	29	28	8	11	7	9t	21t	8t	1t	12	1t	15	18	20t	10t	28	29
CLE	1	1	9	15	2	2	17t	17t	1	1	10t	19t	24	4	7	2	6t	3	2
DEN	11	16	3	1	19	27	6	26t	23t	23t	26t	1t	1t	20	29	11t	10t	16t	16
HOU	12t	14	22	11	10	21	4	4	13t	27	1t	1t	18	23t	21t	22t	10t	25	14
IND	21	21	20	8	23t	24	9	17t	19t	7	19t	30	20	10	14	26	10t	23	22
JAC	15	10	4	5	21	16	12t	11	13t	2t	16	23	19	5	2	18t	1t	8	9
KC	24	23	23	13	25	23	17t	25	18	12t	19t	27	1t	9	16	18t	1t	16t	20
LV	10	13	16	23	12	13	17t	19	23t	23t	1t	1t	27t	3	12	8t	6t	13t	15
LAC	30	30	6	14	30	30	15	26t	29t	22	26t	1t	1t	2	4	28	10t	19	25
MIA	29	27	30	30	18	18	17t	13t	29t	29	10t	7t	1t	18	17	27	10t	12	6
NE	9	11	18	18	9	10	17t	13t	11t	10	10t	26	16	21	19t	22t	10t	22	4
PIT	27	29	28	29	20	22	17t	9t	23t	25t	26t	25	1t	11	19t	24t	10t	29	28
TEN	23	26	5	6	26	26	10	5	6t	21	1t	7t	23	17	15	8t	10t	16t	23
ARI	8	6	13t	10	11	9	8	3	21t	12t	1t	9	21t	8	13	13t	10t	21	19
ATL	16	7	27	26	6	3	3	20	19t	17t	10t	11	1t	27	30	5	10t	7	21
CAR	5	15	26	27	3	8	17t	2	2t	4	1t	5t	1t	16	24	20t	10t	24	10
CHI	20	25	13t	7	23t	28	17t	22t	6t	28	22t	28t	27t	23t	8	29	10t	27	18
DAL	2	2	21	17	1	1	2	1	5	11	25	15t	1t	28	27	1	5	1	7
DET	19	22	12	19	22	20	12t	26t	11t	17t	10t	13	1t	22	25	13t	10t	13t	11
GB	18	12	24t	22	15	12	11	8	23t	6	22t	19t	21t	26	10	13t	10t	4	13
LAR	3	8	11	24	4	4	17t	16	2t	5	1t	28t	26	30	26	6	9	5	1
MIN	7	3	8	2	13	14	17t	24	9t	16	26t	18	25	29	28	13t	10t	20	5
NO	17	18	19	25	14	15	1	15	9t	2t	1t	22	1t	1	3	7	10t	13t	8
NYG	12t	17	24t	20	7	19	17t	26t	13t	25t	22t	21	1t	19	11	30	10t	30	24
PHI	26	20	10	12	27	17	16	22t	27	12t	17t	15t	30	13	5	13t	1t	9	27
SF	6	9	1t	21	17	6	5	7	6t	12t	19t	5t	29	6	6	3	1t	2	3
SEA	28	24	13t	3	29	29	17t	26t	28	30	26t	15t	15	12	1	24t	8	26	30
TB	25	28	1t	4	28	25	14	21	13t	20	1t	10	17	25	23	11t	10t	11	26
WAS	4	4	17	16	5	5	17t	12	2t	8t	10t	14	1t	14	21t	8t	10t	10	12

Opponent/Defense Rank

- (A) Total Yards per Game
- (B) Yards per Play
- (C) Rushing Yards per Game
- (D) Rushing Yards per Attempt
- (E) Passing Net Yards per Game
- (F) Passing Net Yards per Play
- (G) Passing, Percent Had Intercepted
- (H) Sacks per Pass Play
- (I) First Downs per Game
- (J) Third Down Efficiency
- (K) Fourth Down Efficiency
- (L) Punt Return Average
- (M) Kickoff Return Average
- (N) Gross Punting Average
- (O) Net Punting Average
- (P) Points per Game
- (Q) Field Goal Percentage
- Combined Offense/Defense Rank
- (R) Points per Game Differential
- (S) Net Yards per Game Differential

WEEK 1 / THROUGH SUNDAY, SEPTEMBER 10, 2023

AFC / TOTAL OFFENSE

Rank	Team	Total	Rushing	Passing	Total	Rushing	Passing
1)	Miami	536	70	466	536.0	70.0	466.0
2)	L.A. Chargers	433	234	199	433.0	234.0	199.0
3)	New England	382	76	306	382.0	76.0	306.0
4)	Cleveland	350	206	144	350.0	206.0	144.0
5)	Jacksonville	342	105	237	342.0	105.0	237.0
6)	Kansas City	316	90	226	316.0	90.0	226.0
7)	Tennessee	285	104	181	285.0	104.0	181.0
8)	Indianapolis	280	65	215	280.0	65.0	215.0
9)	Houston	268	72	196	268.0	72.0	196.0
10)	Baltimore	265	110	155	265.0	110.0	155.0
11)	Las Vegas	261	61	200	261.0	61.0	200.0
12)	Denver	260	94	166	260.0	94.0	166.0
13)	Pittsburgh	239	41	198	239.0	41.0	198.0
14)	Cincinnati	142	75	67	142.0	75.0	67.0

AFC / TOTAL DEFENSE

Rank	Team	Total	Rushing	Passing	Total	Rushing	Passing
1)	Cleveland	142	75	67	142.0	75.0	67.0
2)	New England	251	97	154	251.0	97.0	154.0
3)	Las Vegas	260	94	166	260.0	94.0	166.0
4)	Denver	261	61	200	261.0	61.0	200.0
5)	Houston	265	110	155	265.0	110.0	155.0
6)	Baltimore	268	72	196	268.0	72.0	196.0
7)	Jacksonville	280	65	215	280.0	65.0	215.0
8)	Indianapolis	342	105	237	342.0	105.0	237.0
9)	Cincinnati	350	206	144	350.0	206.0	144.0
10)	Tennessee	351	69	282	351.0	69.0	282.0
11)	Kansas City	368	118	250	368.0	118.0	250.0
12)	Pittsburgh	391	188	203	391.0	188.0	203.0
13)	Miami	433	234	199	433.0	234.0	199.0
14)	L.A. Chargers	536	70	466	536.0	70.0	466.0

NFC / TOTAL OFFENSE

Rank	Team	Total	Rushing	Passing	Total	Rushing	Passing
1)	L.A. Rams	426	92	334	426.0	92.0	334.0
2)	San Francisco	391	188	203	391.0	188.0	203.0
3)	Minnesota	369	41	328	369.0	41.0	328.0
4)	Detroit	368	118	250	368.0	118.0	250.0
5)	New Orleans	351	69	282	351.0	69.0	282.0
6)	Green Bay	329	92	237	329.0	92.0	237.0
7)	Chicago	311	122	189	311.0	122.0	189.0
8)	Carolina	281	154	127	281.0	154.0	127.0
9)	Dallas	265	122	143	265.0	122.0	143.0
10)	Philadelphia	251	97	154	251.0	97.0	154.0
11)	Washington	248	92	156	248.0	92.0	156.0
12)	Tampa Bay	242	73	169	242.0	73.0	169.0
13)	Atlanta	221	130	91	221.0	130.0	91.0
14)	Arizona	210	96	114	210.0	96.0	114.0
15)	Seattle	180	85	95	180.0	85.0	95.0
16)	N.Y. Giants	171	108	63	171.0	108.0	63.0

NFC / TOTAL DEFENSE

Rank	Team	Total	Rushing	Passing	Total	Rushing	Passing
1)	Dallas	171	108	63	171.0	108.0	63.0
2)	L.A. Rams	180	85	95	180.0	85.0	95.0
3)	Washington	210	96	114	210.0	96.0	114.0
4)	Carolina	221	130	91	221.0	130.0	91.0
5)	San Francisco	239	41	198	239.0	41.0	198.0
6)	Minnesota	242	73	169	242.0	73.0	169.0
7)	Arizona	248	92	156	248.0	92.0	156.0
8)	N.Y. Giants	265	122	143	265.0	122.0	143.0
9)	Atlanta	281	154	127	281.0	154.0	127.0
10)	New Orleans	285	104	181	285.0	104.0	181.0
11)	Green Bay	311	122	189	311.0	122.0	189.0
12)	Detroit	316	90	226	316.0	90.0	226.0
13)	Chicago	329	92	237	329.0	92.0	237.0
14)	Tampa Bay	369	41	328	369.0	41.0	328.0
15)	Philadelphia	382	76	306	382.0	76.0	306.0
16)	Seattle	426	92	334	426.0	92.0	334.0

WEEK 1 / THROUGH SUNDAY, SEPTEMBER 10, 2023**NFL / TOTAL OFFENSE**

Rank	Team	Total	Rushing	Passing	Total	Rushing	Passing
1)	Miami	536	70	466	536.0	70.0	466.0
2)	L.A. Chargers	433	234	199	433.0	234.0	199.0
3)	L.A. Rams	426	92	334	426.0	92.0	334.0
4)	San Francisco	391	188	203	391.0	188.0	203.0
5)	New England	382	76	306	382.0	76.0	306.0
6)	Minnesota	369	41	328	369.0	41.0	328.0
7)	Detroit	368	118	250	368.0	118.0	250.0
8)	New Orleans	351	69	282	351.0	69.0	282.0
9)	Cleveland	350	206	144	350.0	206.0	144.0
10)	Jacksonville	342	105	237	342.0	105.0	237.0
11)	Green Bay	329	92	237	329.0	92.0	237.0
12)	Kansas City	316	90	226	316.0	90.0	226.0
13)	Chicago	311	122	189	311.0	122.0	189.0
14)	Tennessee	285	104	181	285.0	104.0	181.0
15)	Carolina	281	154	127	281.0	154.0	127.0
16)	Indianapolis	280	65	215	280.0	65.0	215.0
17)	Houston	268	72	196	268.0	72.0	196.0
18t)	Baltimore	265	110	155	265.0	110.0	155.0
18t)	Dallas	265	122	143	265.0	122.0	143.0
20)	Las Vegas	261	61	200	261.0	61.0	200.0
21)	Denver	260	94	166	260.0	94.0	166.0
22)	Philadelphia	251	97	154	251.0	97.0	154.0
23)	Washington	248	92	156	248.0	92.0	156.0
24)	Tampa Bay	242	73	169	242.0	73.0	169.0
25)	Pittsburgh	239	41	198	239.0	41.0	198.0
26)	Atlanta	221	130	91	221.0	130.0	91.0
27)	Arizona	210	96	114	210.0	96.0	114.0
28)	Seattle	180	85	95	180.0	85.0	95.0
29)	N.Y. Giants	171	108	63	171.0	108.0	63.0
30)	Cincinnati	142	75	67	142.0	75.0	67.0

NFL / TOTAL DEFENSE

Rank	Team	Total	Rushing	Passing	Total	Rushing	Passing
1)	Cleveland	142	75	67	142.0	75.0	67.0
2)	Dallas	171	108	63	171.0	108.0	63.0
3)	L.A. Rams	180	85	95	180.0	85.0	95.0
4)	Washington	210	96	114	210.0	96.0	114.0
5)	Carolina	221	130	91	221.0	130.0	91.0
6)	San Francisco	239	41	198	239.0	41.0	198.0
7)	Minnesota	242	73	169	242.0	73.0	169.0
8)	Arizona	248	92	156	248.0	92.0	156.0
9)	New England	251	97	154	251.0	97.0	154.0
10)	Las Vegas	260	94	166	260.0	94.0	166.0
11)	Denver	261	61	200	261.0	61.0	200.0
12t)	Houston	265	110	155	265.0	110.0	155.0
12t)	N.Y. Giants	265	122	143	265.0	122.0	143.0
14)	Baltimore	268	72	196	268.0	72.0	196.0
15)	Jacksonville	280	65	215	280.0	65.0	215.0
16)	Atlanta	281	154	127	281.0	154.0	127.0
17)	New Orleans	285	104	181	285.0	104.0	181.0
18)	Green Bay	311	122	189	311.0	122.0	189.0
19)	Detroit	316	90	226	316.0	90.0	226.0
20)	Chicago	329	92	237	329.0	92.0	237.0
21)	Indianapolis	342	105	237	342.0	105.0	237.0
22)	Cincinnati	350	206	144	350.0	206.0	144.0
23)	Tennessee	351	69	282	351.0	69.0	282.0
24)	Kansas City	368	118	250	368.0	118.0	250.0
25)	Tampa Bay	369	41	328	369.0	41.0	328.0
26)	Philadelphia	382	76	306	382.0	76.0	306.0
27)	Pittsburgh	391	188	203	391.0	188.0	203.0
28)	Seattle	426	92	334	426.0	92.0	334.0
29)	Miami	433	234	199	433.0	234.0	199.0
30)	L.A. Chargers	536	70	466	536.0	70.0	466.0

WEEK 1 / THROUGH SUNDAY, SEPTEMBER 10, 2023

AFC / TAKEAWAYS, GIVEAWAYS

Rank	Team	TAKEAWAYS			GIVEAWAYS			Net Diff
		Int	Fum	Total	Int	Fum	Total	
1t)	Cincinnati	1	1	2	0	0	0	= +2
1t)	L.A. Chargers	1	1	2	0	0	0	= +2
3t)	Denver	1	0	1	0	0	0	= +1
3t)	Houston	1	1	2	0	1	1	= +1
3t)	Jacksonville	1	2	3	1	1	2	= +1
6)	Kansas City	0	1	1	1	0	1	= 0
7t)	Baltimore	0	1	1	1	1	2	= -1
7t)	Indianapolis	1	1	2	1	2	3	= -1
7t)	Las Vegas	0	0	0	1	0	1	= -1
7t)	New England	0	1	1	1	1	2	= -1
7t)	Pittsburgh	0	1	1	2	0	2	= -1
7t)	Tennessee	1	1	2	3	0	3	= -1
13t)	Cleveland	0	0	0	1	1	2	= -2
13t)	Miami	0	0	0	1	1	2	= -2
	Totals	7	11	18	13	8	21	= -3

NFC / TAKEAWAYS, GIVEAWAYS

Rank	Team	TAKEAWAYS			GIVEAWAYS			Net Diff
		Int	Fum	Total	Int	Fum	Total	
1t)	Atlanta	2	1	3	0	0	0	= +3
1t)	Dallas	2	1	3	0	0	0	= +3
1t)	Tampa Bay	1	2	3	0	0	0	= +3
4)	Green Bay	1	1	2	0	0	0	= +2
5t)	Arizona	1	2	3	0	2	2	= +1
5t)	New Orleans	3	0	3	1	1	2	= +1
5t)	Philadelphia	1	1	2	0	1	1	= +1
5t)	San Francisco	2	0	2	0	1	1	= +1
9t)	Detroit	1	0	1	0	1	1	= 0
9t)	L.A. Rams	0	0	0	0	0	0	= 0
9t)	Seattle	0	0	0	0	0	0	= 0
12)	Washington	0	2	2	1	2	3	= -1
13)	Chicago	0	0	0	1	1	2	= -2
14t)	Carolina	0	0	0	2	1	3	= -3
14t)	Minnesota	0	0	0	1	2	3	= -3
14t)	N.Y. Giants	0	0	0	2	1	3	= -3
	Totals	14	10	24	8	13	21	= +3

NFL / TAKEAWAYS, GIVEAWAYS

Rank	Team	TAKEAWAYS			GIVEAWAYS			Net Diff
		Int	Fum	Total	Int	Fum	Total	
1t)	Atlanta	2	1	3	0	0	0	= +3
1t)	Dallas	2	1	3	0	0	0	= +3
1t)	Tampa Bay	1	2	3	0	0	0	= +3
4t)	Cincinnati	1	1	2	0	0	0	= +2
4t)	L.A. Chargers	1	1	2	0	0	0	= +2
4t)	Green Bay	1	1	2	0	0	0	= +2
7t)	Denver	1	0	1	0	0	0	= +1
7t)	Houston	1	1	2	0	1	1	= +1
7t)	Jacksonville	1	2	3	1	1	2	= +1
7t)	Arizona	1	2	3	0	2	2	= +1
7t)	New Orleans	3	0	3	1	1	2	= +1
7t)	Philadelphia	1	1	2	0	1	1	= +1
7t)	San Francisco	2	0	2	0	1	1	= +1
14t)	Kansas City	0	1	1	1	0	1	= 0
14t)	Detroit	1	0	1	0	1	1	= 0
14t)	L.A. Rams	0	0	0	0	0	0	= 0
14t)	Seattle	0	0	0	0	0	0	= 0
18t)	Baltimore	0	1	1	1	1	2	= -1
18t)	Indianapolis	1	1	2	1	2	3	= -1
18t)	Las Vegas	0	0	0	1	0	1	= -1
18t)	New England	0	1	1	1	1	2	= -1
18t)	Pittsburgh	0	1	1	2	0	2	= -1
18t)	Tennessee	1	1	2	3	0	3	= -1
18t)	Washington	0	2	2	1	2	3	= -1
25t)	Cleveland	0	0	0	1	1	2	= -2
25t)	Miami	0	0	0	1	1	2	= -2
25t)	Chicago	0	0	0	1	1	2	= -2
28t)	Carolina	0	0	0	2	1	3	= -3
28t)	Minnesota	0	0	0	1	2	3	= -3
28t)	N.Y. Giants	0	0	0	2	1	3	= -3
	Totals	21	21	42	21	21	42	= 0

WEEK 1 / THROUGH SUNDAY, SEPTEMBER 10, 2023

AFC / TEAM/OFFENSE INSIDE THE 20

Rank	Team	Poss	Pts	TD	TD%	FG	Score	Score%
1)	Jacksonville	3	21	3	100.0	0	3	100.0
2)	L.A. Chargers	5	31	4	80.0	1	5	100.0
3t)	Cleveland	3	18	2	66.7	1	3	100.0
3t)	Denver	3	16	2	66.7	1	3	100.0
3t)	Kansas City	3	17	2	66.7	1	3	100.0
6t)	Baltimore	5	25	3	60.0	1	4	80.0
6t)	Miami	5	23	3	60.0	1	4	80.0
6t)	New England	5	20	3	60.0	0	3	60.0
9t)	Las Vegas	4	17	2	50.0	1	3	75.0
9t)	Pittsburgh	2	7	1	50.0	0	1	50.0
11)	Indianapolis	3	7	1	33.3	0	1	33.3
12t)	Houston	2	6	0	0.0	2	2	100.0
12t)	Tennessee	3	9	0	0.0	3	3	100.0

AFC / OPPONENTS/DEFENSE INSIDE THE 20

Rank	Team	Poss	Pts	TD	TD%	FG	Score	Score%
1)	Baltimore	2	6	0	0.0	2	2	100.0
2)	Tennessee	4	13	1	25.0	2	3	75.0
3)	Jacksonville	3	7	1	33.3	0	1	33.3
4t)	Denver	4	17	2	50.0	1	3	75.0
4t)	New England	2	9	1	50.0	1	2	100.0
6t)	Houston	5	25	3	60.0	1	4	80.0
6t)	L.A. Chargers	5	23	3	60.0	1	4	80.0
8t)	Cincinnati	3	18	2	66.7	1	3	100.0
8t)	Kansas City	3	14	2	66.7	0	2	66.7
8t)	Las Vegas	3	16	2	66.7	1	3	100.0
8t)	Pittsburgh	3	17	2	66.7	1	3	100.0
12)	Miami	5	31	4	80.0	1	5	100.0
13)	Indianapolis	3	21	3	100.0	0	3	100.0

NFC / TEAM/OFFENSE INSIDE THE 20

Rank	Team	Poss	Pts	TD	TD%	FG	Score	Score%
1t)	Atlanta	3	21	3	100.0	0	3	100.0
1t)	Green Bay	3	21	3	100.0	0	3	100.0
1t)	L.A. Rams	3	21	3	100.0	0	3	100.0
4)	Dallas	4	24	3	75.0	1	4	100.0
5t)	Detroit	3	14	2	66.7	0	2	66.7
5t)	San Francisco	3	17	2	66.7	1	3	100.0
7t)	Carolina	2	7	1	50.0	0	1	50.0
7t)	Chicago	2	9	1	50.0	1	2	100.0
7t)	Philadelphia	2	9	1	50.0	1	2	100.0
7t)	Seattle	2	10	1	50.0	1	2	100.0
7t)	Tampa Bay	2	10	1	50.0	1	2	100.0
12)	Washington	5	20	2	40.0	2	4	80.0
13)	Minnesota	3	10	1	33.3	1	2	66.7
14)	New Orleans	4	13	1	25.0	2	3	75.0
15t)	Arizona	2	6	0	0.0	2	2	100.0
15t)	N.Y. Giants	2	0	0	0.0	0	0	0.0

NFC / OPPONENTS/DEFENSE INSIDE THE 20

Rank	Team	Poss	Pts	TD	TD%	FG	Score	Score%
1t)	Dallas	2	0	0	0.0	0	0	0.0
1t)	New Orleans	3	9	0	0.0	3	3	100.0
1t)	Washington	2	6	0	0.0	2	2	100.0
4)	Tampa Bay	3	10	1	33.3	1	2	66.7
5)	Arizona	5	20	2	40.0	2	4	80.0
6t)	Atlanta	2	7	1	50.0	0	1	50.0
6t)	Green Bay	2	9	1	50.0	1	2	100.0
6t)	L.A. Rams	2	10	1	50.0	1	2	100.0
6t)	Minnesota	2	10	1	50.0	1	2	100.0
6t)	San Francisco	2	7	1	50.0	0	1	50.0
11)	Philadelphia	5	20	3	60.0	0	3	60.0
12)	Detroit	3	17	2	66.7	1	3	100.0
13)	N.Y. Giants	4	24	3	75.0	1	4	100.0
14t)	Carolina	3	21	3	100.0	0	3	100.0
14t)	Chicago	3	21	3	100.0	0	3	100.0
14t)	Seattle	3	21	3	100.0	0	3	100.0

WEEK 1 / THROUGH SUNDAY, SEPTEMBER 10, 2023**NFL / TEAM/OFFENSE INSIDE THE 20**

Rank	Team	Poss	Pts	TD	TD%	FG	Score	Score%
1t)	Atlanta	3	21	3	100.0	0	3	100.0
1t)	Green Bay	3	21	3	100.0	0	3	100.0
1t)	Jacksonville	3	21	3	100.0	0	3	100.0
1t)	L.A. Rams	3	21	3	100.0	0	3	100.0
5)	L.A. Chargers	5	31	4	80.0	1	5	100.0
6)	Dallas	4	24	3	75.0	1	4	100.0
7t)	Cleveland	3	18	2	66.7	1	3	100.0
7t)	Denver	3	16	2	66.7	1	3	100.0
7t)	Detroit	3	14	2	66.7	0	2	66.7
7t)	Kansas City	3	17	2	66.7	1	3	100.0
7t)	San Francisco	3	17	2	66.7	1	3	100.0
12t)	Baltimore	5	25	3	60.0	1	4	80.0
12t)	Miami	5	23	3	60.0	1	4	80.0
12t)	New England	5	20	3	60.0	0	3	60.0
15t)	Carolina	2	7	1	50.0	0	1	50.0
15t)	Chicago	2	9	1	50.0	1	2	100.0
15t)	Las Vegas	4	17	2	50.0	1	3	75.0
15t)	Philadelphia	2	9	1	50.0	1	2	100.0
15t)	Pittsburgh	2	7	1	50.0	0	1	50.0
15t)	Seattle	2	10	1	50.0	1	2	100.0
15t)	Tampa Bay	2	10	1	50.0	1	2	100.0
22)	Washington	5	20	2	40.0	2	4	80.0
23t)	Indianapolis	3	7	1	33.3	0	1	33.3
23t)	Minnesota	3	10	1	33.3	1	2	66.7
25)	New Orleans	4	13	1	25.0	2	3	75.0
26t)	Arizona	2	6	0	0.0	2	2	100.0
26t)	Houston	2	6	0	0.0	2	2	100.0
26t)	N.Y. Giants	2	0	0	0.0	0	0	0.0
26t)	Tennessee	3	9	0	0.0	3	3	100.0

NFL / OPPONENTS/DEFENSE INSIDE THE 20

Rank	Team	Poss	Pts	TD	TD%	FG	Score	Score%
1t)	Baltimore	2	6	0	0.0	2	2	100.0
1t)	Dallas	2	0	0	0.0	0	0	0.0
1t)	New Orleans	3	9	0	0.0	3	3	100.0
1t)	Washington	2	6	0	0.0	2	2	100.0
5)	Tennessee	4	13	1	25.0	2	3	75.0
6t)	Jacksonville	3	7	1	33.3	0	1	33.3
6t)	Tampa Bay	3	10	1	33.3	1	2	66.7
8)	Arizona	5	20	2	40.0	2	4	80.0
9t)	Atlanta	2	7	1	50.0	0	1	50.0
9t)	Denver	4	17	2	50.0	1	3	75.0
9t)	Green Bay	2	9	1	50.0	1	2	100.0
9t)	L.A. Rams	2	10	1	50.0	1	2	100.0
9t)	Minnesota	2	10	1	50.0	1	2	100.0
9t)	New England	2	9	1	50.0	1	2	100.0
9t)	San Francisco	2	7	1	50.0	0	1	50.0
16t)	Houston	5	25	3	60.0	1	4	80.0
16t)	L.A. Chargers	5	23	3	60.0	1	4	80.0
16t)	Philadelphia	5	20	3	60.0	0	3	60.0
19t)	Cincinnati	3	18	2	66.7	1	3	100.0
19t)	Detroit	3	17	2	66.7	1	3	100.0
19t)	Kansas City	3	14	2	66.7	0	2	66.7
19t)	Las Vegas	3	16	2	66.7	1	3	100.0
19t)	Pittsburgh	3	17	2	66.7	1	3	100.0
24)	N.Y. Giants	4	24	3	75.0	1	4	100.0
25)	Miami	5	31	4	80.0	1	5	100.0
26t)	Carolina	3	21	3	100.0	0	3	100.0
26t)	Chicago	3	21	3	100.0	0	3	100.0
26t)	Indianapolis	3	21	3	100.0	0	3	100.0
26t)	Seattle	3	21	3	100.0	0	3	100.0

WEEK 1 / THROUGH SUNDAY, SEPTEMBER 10, 2023

AFC / OFFENSE/TEAMS: FIRST DOWNS, THIRD DOWNS, FOURTH DOWNS

Rank	Team	FIRST DOWNS				THIRD DOWNS			FOURTH DOWNS		
		Total	Rush	Pass	Pen	Made	Att	Pct	Made	Att	Pct
1t)	L.A. Chargers	30	17	10	3	9	15	60.0	0	1	0.0
1t)	Miami	30	5	23	2	4	9	44.4	1	1	100.0
3)	New England	24	5	18	1	5	15	33.3	1	4	25.0
4t)	Denver	22	5	11	6	5	11	45.5	0	0	---
4t)	Las Vegas	22	5	11	6	5	11	45.5	1	1	100.0
6)	Cleveland	21	12	9	0	4	14	28.6	0	0	---
7)	Jacksonville	20	9	10	1	3	12	25.0	1	3	33.3
8t)	Baltimore	18	7	8	3	8	15	53.3	0	0	---
8t)	Houston	18	1	13	4	7	18	38.9	1	4	25.0
8t)	Indianapolis	18	4	12	2	2	12	16.7	1	5	20.0
11)	Kansas City	17	6	10	1	5	14	35.7	0	1	0.0
12)	Tennessee	16	5	8	3	2	12	16.7	0	0	---
13)	Pittsburgh	15	3	9	3	5	15	33.3	1	3	33.3
14)	Cincinnati	6	2	3	1	2	15	13.3	0	1	0.0
	Totals	277	86	155	36	66	188	35.1	7	24	29.2

AFC / DEFENSE/OPPONENTS: FIRST DOWNS, THIRD DOWNS, FOURTH DOWNS

Rank	Team	FIRST DOWNS				THIRD DOWNS			FOURTH DOWNS		
		Total	Rush	Pass	Pen	Made	Att	Pct	Made	Att	Pct
1)	Cleveland	6	2	3	1	2	15	13.3	0	1	0.0
2)	Tennessee	15	2	12	1	7	16	43.8	0	0	---
3)	New England	17	6	8	3	4	13	30.8	0	1	0.0
4t)	Baltimore	18	1	13	4	7	18	38.9	1	4	25.0
4t)	Houston	18	7	8	3	8	15	53.3	0	0	---
4t)	Jacksonville	18	4	12	2	2	12	16.7	1	5	20.0
7)	Kansas City	19	8	11	0	5	15	33.3	1	3	33.3
8)	Indianapolis	20	9	10	1	3	12	25.0	1	3	33.3
9)	Cincinnati	21	12	9	0	4	14	28.6	0	0	---
10t)	Denver	22	5	11	6	5	11	45.5	1	1	100.0
10t)	Las Vegas	22	5	11	6	5	11	45.5	0	0	---
10t)	Pittsburgh	22	8	13	1	6	13	46.2	1	1	100.0
13t)	L.A. Chargers	30	5	23	2	4	9	44.4	1	1	100.0
13t)	Miami	30	17	10	3	9	15	60.0	0	1	0.0
	Totals	278	91	154	33	71	189	37.6	7	21	33.3

WEEK 1 / THROUGH SUNDAY, SEPTEMBER 10, 2023

NFC / OFFENSE/TEAMS: FIRST DOWNS, THIRD DOWNS, FOURTH DOWNS

Rank	Team	FIRST DOWNS				THIRD DOWNS			FOURTH DOWNS		
		Total	Rush	Pass	Pen	Made	Att	Pct	Made	Att	Pct
1)	L.A. Rams	27	8	17	2	11	17	64.7	1	1	100.0
2t)	Chicago	22	8	12	2	3	13	23.1	1	2	50.0
2t)	San Francisco	22	8	13	1	6	13	46.2	1	1	100.0
4)	Washington	21	7	10	4	4	12	33.3	0	0	---
5)	Carolina	20	9	9	2	5	14	35.7	0	2	0.0
6)	Detroit	19	8	11	0	5	15	33.3	1	3	33.3
7t)	Dallas	18	7	8	3	6	13	46.2	1	2	50.0
7t)	Minnesota	18	2	15	1	6	14	42.9	0	0	---
9)	Philadelphia	17	6	8	3	4	13	30.8	0	1	0.0
10)	Tampa Bay	16	5	9	2	6	17	35.3	1	1	100.0
11t)	Green Bay	15	5	10	0	9	16	56.3	1	2	50.0
11t)	New Orleans	15	2	12	1	7	16	43.8	0	0	---
13)	N.Y. Giants	14	6	5	3	5	16	31.3	3	5	60.0
14t)	Arizona	13	4	9	0	4	14	28.6	0	1	0.0
14t)	Atlanta	13	7	6	0	2	10	20.0	0	0	---
14t)	Seattle	13	3	7	3	2	9	22.2	0	0	---
	Totals	283	95	161	27	85	222	38.3	10	21	47.6

NFC / DEFENSE/OPPONENTS: FIRST DOWNS, THIRD DOWNS, FOURTH DOWNS

Rank	Team	FIRST DOWNS				THIRD DOWNS			FOURTH DOWNS		
		Total	Rush	Pass	Pen	Made	Att	Pct	Made	Att	Pct
1t)	Carolina	13	7	6	0	2	10	20.0	0	0	---
1t)	L.A. Rams	13	3	7	3	2	9	22.2	0	0	---
1t)	Washington	13	4	9	0	4	14	28.6	0	1	0.0
4)	Dallas	14	6	5	3	5	16	31.3	3	5	60.0
5t)	Chicago	15	5	10	0	9	16	56.3	1	2	50.0
5t)	San Francisco	15	3	9	3	5	15	33.3	1	3	33.3
7t)	Minnesota	16	5	9	2	6	17	35.3	1	1	100.0
7t)	New Orleans	16	5	8	3	2	12	16.7	0	0	---
9)	Detroit	17	6	10	1	5	14	35.7	0	1	0.0
10t)	N.Y. Giants	18	7	8	3	6	13	46.2	1	2	50.0
10t)	Tampa Bay	18	2	15	1	6	14	42.9	0	0	---
12)	Atlanta	20	9	9	2	5	14	35.7	0	2	0.0
13)	Arizona	21	7	10	4	4	12	33.3	0	0	---
14)	Green Bay	22	8	12	2	3	13	23.1	1	2	50.0
15)	Philadelphia	24	5	18	1	5	15	33.3	1	4	25.0
16)	Seattle	27	8	17	2	11	17	64.7	1	1	100.0
	Totals	282	90	162	30	80	221	36.2	10	24	41.7

WEEK 1 / THROUGH SUNDAY, SEPTEMBER 10, 2023

NFL / OFFENSE/TEAMS: FIRST DOWNS, THIRD DOWNS, FOURTH DOWNS

Rank	Team	FIRST DOWNS				THIRD DOWNS			FOURTH DOWNS		
		Total	Rush	Pass	Pen	Made	Att	Pct	Made	Att	Pct
1t)	L.A. Chargers	30	17	10	3	9	15	60.0	0	1	0.0
1t)	Miami	30	5	23	2	4	9	44.4	1	1	100.0
3)	L.A. Rams	27	8	17	2	11	17	64.7	1	1	100.0
4)	New England	24	5	18	1	5	15	33.3	1	4	25.0
5t)	Denver	22	5	11	6	5	11	45.5	0	0	---
5t)	Las Vegas	22	5	11	6	5	11	45.5	1	1	100.0
5t)	Chicago	22	8	12	2	3	13	23.1	1	2	50.0
5t)	San Francisco	22	8	13	1	6	13	46.2	1	1	100.0
9t)	Cleveland	21	12	9	0	4	14	28.6	0	0	---
9t)	Washington	21	7	10	4	4	12	33.3	0	0	---
11t)	Jacksonville	20	9	10	1	3	12	25.0	1	3	33.3
11t)	Carolina	20	9	9	2	5	14	35.7	0	2	0.0
13)	Detroit	19	8	11	0	5	15	33.3	1	3	33.3
14t)	Baltimore	18	7	8	3	8	15	53.3	0	0	---
14t)	Houston	18	1	13	4	7	18	38.9	1	4	25.0
14t)	Indianapolis	18	4	12	2	2	12	16.7	1	5	20.0
14t)	Dallas	18	7	8	3	6	13	46.2	1	2	50.0
14t)	Minnesota	18	2	15	1	6	14	42.9	0	0	---
19t)	Kansas City	17	6	10	1	5	14	35.7	0	1	0.0
19t)	Philadelphia	17	6	8	3	4	13	30.8	0	1	0.0
21t)	Tennessee	16	5	8	3	2	12	16.7	0	0	---
21t)	Tampa Bay	16	5	9	2	6	17	35.3	1	1	100.0
23t)	Pittsburgh	15	3	9	3	5	15	33.3	1	3	33.3
23t)	Green Bay	15	5	10	0	9	16	56.3	1	2	50.0
23t)	New Orleans	15	2	12	1	7	16	43.8	0	0	---
26)	N.Y. Giants	14	6	5	3	5	16	31.3	3	5	60.0
27t)	Arizona	13	4	9	0	4	14	28.6	0	1	0.0
27t)	Atlanta	13	7	6	0	2	10	20.0	0	0	---
27t)	Seattle	13	3	7	3	2	9	22.2	0	0	---
30)	Cincinnati	6	2	3	1	2	15	13.3	0	1	0.0
	Totals	560	181	316	63	151	410	36.8	17	45	37.8

NFL / DEFENSE/OPPONENTS: FIRST DOWNS, THIRD DOWNS, FOURTH DOWNS

Rank	Team	FIRST DOWNS				THIRD DOWNS			FOURTH DOWNS		
		Total	Rush	Pass	Pen	Made	Att	Pct	Made	Att	Pct
1)	Cleveland	6	2	3	1	2	15	13.3	0	1	0.0
2t)	Carolina	13	7	6	0	2	10	20.0	0	0	---
2t)	L.A. Rams	13	3	7	3	2	9	22.2	0	0	---
2t)	Washington	13	4	9	0	4	14	28.6	0	1	0.0
5)	Dallas	14	6	5	3	5	16	31.3	3	5	60.0
6t)	Tennessee	15	2	12	1	7	16	43.8	0	0	---
6t)	Chicago	15	5	10	0	9	16	56.3	1	2	50.0
6t)	San Francisco	15	3	9	3	5	15	33.3	1	3	33.3
9t)	Minnesota	16	5	9	2	6	17	35.3	1	1	100.0
9t)	New Orleans	16	5	8	3	2	12	16.7	0	0	---
11t)	New England	17	6	8	3	4	13	30.8	0	1	0.0
11t)	Detroit	17	6	10	1	5	14	35.7	0	1	0.0
13t)	Baltimore	18	1	13	4	7	18	38.9	1	4	25.0
13t)	Houston	18	7	8	3	8	15	53.3	0	0	---
13t)	Jacksonville	18	4	12	2	2	12	16.7	1	5	20.0
13t)	N.Y. Giants	18	7	8	3	6	13	46.2	1	2	50.0
13t)	Tampa Bay	18	2	15	1	6	14	42.9	0	0	---
18)	Kansas City	19	8	11	0	5	15	33.3	1	3	33.3
19t)	Indianapolis	20	9	10	1	3	12	25.0	1	3	33.3
19t)	Atlanta	20	9	9	2	5	14	35.7	0	2	0.0
21t)	Cincinnati	21	12	9	0	4	14	28.6	0	0	---
21t)	Arizona	21	7	10	4	4	12	33.3	0	0	---
23t)	Denver	22	5	11	6	5	11	45.5	1	1	100.0
23t)	Las Vegas	22	5	11	6	5	11	45.5	0	0	---
23t)	Pittsburgh	22	8	13	1	6	13	46.2	1	1	100.0
23t)	Green Bay	22	8	12	2	3	13	23.1	1	2	50.0
27)	Philadelphia	24	5	18	1	5	15	33.3	1	4	25.0
28)	Seattle	27	8	17	2	11	17	64.7	1	1	100.0
29t)	L.A. Chargers	30	5	23	2	4	9	44.4	1	1	100.0
29t)	Miami	30	17	10	3	9	15	60.0	0	1	0.0
	Totals	560	181	316	63	151	410	36.8	17	45	37.8

WEEK 1 / THROUGH SUNDAY, SEPTEMBER 10, 2023

AFC / FIRST-DOWN PLAYS BY TEAMS

Rank	Team	Yds/Play	Plays	Yards
1)	Miami	7.76	34	264
2)	Cleveland	6.53	34	222
3)	L.A. Chargers	6.34	35	222
4)	Kansas City	5.60	25	140
5)	Tennessee	5.41	27	146
6)	New England	5.33	33	176
7)	Las Vegas	5.08	25	127
8)	Jacksonville	4.97	31	154
9)	Baltimore	4.36	25	109
10)	Denver	4.15	26	108
11)	Pittsburgh	3.38	24	81
12)	Houston	2.93	28	82
13)	Cincinnati	2.71	21	57
14)	Indianapolis	2.62	29	76
	TOTAL	4.95	397	1964

AFC / FIRST-DOWN PLAYS BY OPPONENTS

Rank	Team	Yds/Play	Plays	Yards
1)	Jacksonville	2.62	29	76
2)	Cleveland	2.71	21	57
3)	Baltimore	2.93	28	82
4)	New England	3.86	28	108
5)	Las Vegas	4.15	26	108
6)	Houston	4.36	25	109
7)	Tennessee	4.85	26	126
8)	Indianapolis	4.97	31	154
9)	Denver	5.08	25	127
10)	Kansas City	5.86	28	164
11)	Pittsburgh	5.90	30	177
12)	Miami	6.34	35	222
13)	Cincinnati	6.53	34	222
14)	L.A. Chargers	7.76	34	264
	TOTAL	4.99	400	1996

NFC / FIRST-DOWN PLAYS BY TEAMS

Rank	Team	Yds/Play	Plays	Yards
1)	Dallas	6.13	24	147
2)	San Francisco	5.90	30	177
3)	Detroit	5.86	28	164
4)	Minnesota	5.56	27	150
5)	New Orleans	4.85	26	126
6)	Atlanta	4.52	23	104
7)	Seattle	4.50	20	90
8)	Carolina	4.23	31	131
9)	Chicago	4.13	31	128
10)	Green Bay	4.04	23	93
11)	Philadelphia	3.86	28	108
12)	Washington	3.37	30	101
13)	L.A. Rams	3.36	33	111
14)	Tampa Bay	3.35	26	87
15)	Arizona	3.08	24	74
16)	N.Y. Giants	2.67	24	64
	TOTAL	4.33	428	1855

NFC / FIRST-DOWN PLAYS BY OPPONENTS

Rank	Team	Yds/Play	Plays	Yards
1)	Dallas	2.67	24	64
2)	Washington	3.08	24	74
3)	Minnesota	3.35	26	87
4)	Seattle	3.36	33	111
5)	Arizona	3.37	30	101
6)	San Francisco	3.38	24	81
7)	Chicago	4.04	23	93
8)	Green Bay	4.13	31	128
9)	Atlanta	4.23	31	131
10)	L.A. Rams	4.50	20	90
11)	Carolina	4.52	23	104
12)	Philadelphia	5.33	33	176
13)	New Orleans	5.41	27	146
14)	Tampa Bay	5.56	27	150
15)	Detroit	5.60	25	140
16)	N.Y. Giants	6.13	24	147
	TOTAL	4.29	425	1823

WEEK 1 / THROUGH SUNDAY, SEPTEMBER 10, 2023**NFL / FIRST-DOWN PLAYS BY TEAMS**

Rank	Team	Yds/Play	Plays	Yards
1)	Miami	7.76	34	264
2)	Cleveland	6.53	34	222
3)	L.A. Chargers	6.34	35	222
4)	Dallas	6.13	24	147
5)	San Francisco	5.90	30	177
6)	Detroit	5.86	28	164
7)	Kansas City	5.60	25	140
8)	Minnesota	5.56	27	150
9)	Tennessee	5.41	27	146
10)	New England	5.33	33	176
11)	Las Vegas	5.08	25	127
12)	Jacksonville	4.97	31	154
13)	New Orleans	4.85	26	126
14)	Atlanta	4.52	23	104
15)	Seattle	4.50	20	90
16)	Baltimore	4.36	25	109
17)	Carolina	4.23	31	131
18)	Denver	4.15	26	108
19)	Chicago	4.13	31	128
20)	Green Bay	4.04	23	93
21)	Philadelphia	3.86	28	108
22)	Pittsburgh	3.38	24	81
23)	Washington	3.37	30	101
24)	L.A. Rams	3.36	33	111
25)	Tampa Bay	3.35	26	87
26)	Arizona	3.08	24	74
27)	Houston	2.93	28	82
28)	Cincinnati	2.71	21	57
29)	N.Y. Giants	2.67	24	64
30)	Indianapolis	2.62	29	76
	TOTAL	4.63	825	3819

NFL / FIRST-DOWN PLAYS BY OPPONENTS

Rank	Team	Yds/Play	Plays	Yards
1)	Jacksonville	2.62	29	76
2)	Dallas	2.67	24	64
3)	Cleveland	2.71	21	57
4)	Baltimore	2.93	28	82
5)	Washington	3.08	24	74
6)	Minnesota	3.35	26	87
7)	Seattle	3.36	33	111
8)	Arizona	3.37	30	101
9)	San Francisco	3.38	24	81
10)	New England	3.86	28	108
11)	Chicago	4.04	23	93
12)	Green Bay	4.13	31	128
13)	Las Vegas	4.15	26	108
14)	Atlanta	4.23	31	131
15)	Houston	4.36	25	109
16)	L.A. Rams	4.50	20	90
17)	Carolina	4.52	23	104
18)	Tennessee	4.85	26	126
19)	Indianapolis	4.97	31	154
20)	Denver	5.08	25	127
21)	Philadelphia	5.33	33	176
22)	New Orleans	5.41	27	146
23)	Tampa Bay	5.56	27	150
24)	Detroit	5.60	25	140
25)	Kansas City	5.86	28	164
26)	Pittsburgh	5.90	30	177
27)	N.Y. Giants	6.13	24	147
28)	Miami	6.34	35	222
29)	Cincinnati	6.53	34	222
30)	L.A. Chargers	7.76	34	264
	TOTAL	4.63	825	3819

WEEK 1 / THROUGH SUNDAY, SEPTEMBER 10, 2023

AFC / KICKOFFS (Receiving Team)

Rank	Team	TotKO	AdjKO	TB	TB%	EZ	EZ%	OB	I20	Avg.Start
1)	Pittsburgh	7	7	4	57.1	5	71.4	0	0	27.9
2)	New England	7	7	5	71.4	5	71.4	0	0	27.6
3)	Cincinnati	6	6	4	66.7	5	83.3	0	1	25.3
4)	Cleveland	2	2	2	100.0	2	100.0	0	0	25.0
4t)	Houston	5	5	5	100.0	5	100.0	0	0	25.0
4t)	Kansas City	4	4	4	100.0	4	100.0	0	0	25.0
4t)	L.A. Chargers	7	7	7	100.0	7	100.0	0	0	25.0
4t)	Las Vegas	4	3	3	100.0	3	75.0	0	0	25.0
4t)	Miami	7	7	7	100.0	7	100.0	0	0	25.0
4t)	Tennessee	5	5	5	100.0	5	100.0	0	0	25.0
11)	Indianapolis	6	6	5	83.3	5	83.3	0	0	24.8
12)	Jacksonville	4	4	3	75.0	4	100.0	0	1	22.8
13)	Denver	4	4	2	50.0	4	100.0	0	1	22.5
14)	Baltimore	3	3	2	66.7	3	100.0	0	1	19.3
	Totals	71	70	58	82.9	64	91.4	0	4	25.0

AFC / KICKOFFS (Kicking Team)

Rank	Team	TotKO	AdjKO	TB	TB%	EZ	EZ%	OB	I20	Avg.Start
1)	Houston	3	3	2	66.7	3	100.0	0	1	19.3
2)	Las Vegas	4	4	2	50.0	4	100.0	0	1	22.5
3)	Indianapolis	4	4	3	75.0	4	100.0	0	1	22.8
4)	Tennessee	6	5	1	20.0	2	33.3	0	1	24.0
5)	Jacksonville	6	6	5	83.3	5	83.3	0	0	24.8
6)	Baltimore	5	5	5	100.0	5	100.0	0	0	25.0
6t)	Cincinnati	2	2	2	100.0	2	100.0	0	0	25.0
6t)	Denver	4	3	3	100.0	3	75.0	0	0	25.0
6t)	Kansas City	5	5	5	100.0	5	100.0	0	0	25.0
6t)	L.A. Chargers	7	7	7	100.0	7	100.0	0	0	25.0
6t)	Miami	7	7	7	100.0	7	100.0	0	0	25.0
6t)	Pittsburgh	2	2	2	100.0	2	100.0	0	0	25.0
13)	Cleveland	6	6	4	66.7	5	83.3	0	1	25.3
14)	New England	4	4	3	75.0	3	75.0	0	0	25.5
	Totals	65	63	51	81.0	57	90.5	0	5	24.4

Note: Average team drive start DOES NOT include onside kicks or kickoffs at the end of a half unless either kickoff is returned for a touchdown. All other kickoffs (returned kickoffs, fair catches, touchback and kickoffs out of bounds) are included. Kickoffs resulting in the kicking team retaining possession are not included.

ADJ KO: Adjusted kickoffs are used to compute the Avg. Team Drive Start.

I20: The number of drives that start inside (not including) the 20 yd line.

WEEK 1 / THROUGH SUNDAY, SEPTEMBER 10, 2023

NFC / KICKOFFS (Receiving Team)

Rank	Team	TotKO	AdjKO	TB	TB%	EZ	EZ%	OB	I20	Avg.Start
1)	Seattle	7	7	5	71.4	5	71.4	0	0	28.6
2)	Green Bay	5	4	2	50.0	4	80.0	0	0	28.3
3)	L.A. Rams	4	4	2	50.0	2	50.0	0	0	26.0
4)	Philadelphia	4	4	3	75.0	3	75.0	0	0	25.5
5)	Arizona	4	4	4	100.0	4	100.0	0	0	25.0
5t)	Atlanta	3	3	3	100.0	3	100.0	0	0	25.0
5t)	Carolina	5	5	5	100.0	5	100.0	0	0	25.0
5t)	Dallas	1	1	1	100.0	1	100.0	0	0	25.0
5t)	Detroit	5	5	5	100.0	5	100.0	0	0	25.0
5t)	N.Y. Giants	8	8	8	100.0	8	100.0	0	0	25.0
5t)	San Francisco	2	2	2	100.0	2	100.0	0	0	25.0
12)	New Orleans	6	5	1	20.0	2	33.3	0	1	24.0
13)	Washington	5	5	4	80.0	5	100.0	0	1	23.8
14)	Minnesota	5	5	4	80.0	4	80.0	0	1	23.4
15)	Tampa Bay	4	4	3	75.0	4	100.0	0	1	23.3
16)	Chicago	6	6	2	33.3	3	50.0	0	2	22.8
	Totals	74	72	54	75.0	60	83.3	0	6	25.1

NFC / KICKOFFS (Kicking Team)

Rank	Team	TotKO	AdjKO	TB	TB%	EZ	EZ%	OB	I20	Avg.Start
1)	Green Bay	6	6	2	33.3	3	50.0	0	2	22.8
2)	Minnesota	4	4	3	75.0	4	100.0	0	1	23.3
3)	Tampa Bay	5	5	4	80.0	4	80.0	0	1	23.4
4)	Arizona	5	5	4	80.0	5	100.0	0	1	23.8
5)	Atlanta	5	5	5	100.0	5	100.0	0	0	25.0
5t)	Carolina	3	3	3	100.0	3	100.0	0	0	25.0
5t)	Dallas	8	8	8	100.0	8	100.0	0	0	25.0
5t)	Detroit	4	4	4	100.0	4	100.0	0	0	25.0
5t)	N.Y. Giants	1	1	1	100.0	1	100.0	0	0	25.0
5t)	New Orleans	5	5	5	100.0	5	100.0	0	0	25.0
5t)	Washington	4	4	4	100.0	4	100.0	0	0	25.0
12)	Seattle	4	4	2	50.0	2	50.0	0	0	26.0
13)	Philadelphia	7	7	5	71.4	5	71.4	0	0	27.6
14)	San Francisco	7	7	4	57.1	5	71.4	0	0	27.9
15)	Chicago	5	4	2	50.0	4	80.0	0	0	28.3
16)	L.A. Rams	7	7	5	71.4	5	71.4	0	0	28.6
	Totals	80	79	61	77.2	67	84.8	0	5	25.6

Note: Average team drive start DOES NOT include onside kicks or kickoffs at the end of a half unless either kickoff is returned for a touchdown. All other kickoffs (returned kickoffs, fair catches, touchback and kickoffs out of bounds) are included. Kickoffs resulting in the kicking team retaining possession are not included.

ADJ KO: Adjusted kickoffs are used to compute the Avg. Team Drive Start.

I20: The number of drives that start inside (not including) the 20 yd line.

WEEK 1 / THROUGH SUNDAY, SEPTEMBER 10, 2023

NFL / KICKOFFS (Receiving Team)

Rank	Team	TotKO	AdjKO	TB	TB%	EZ	EZ%	OB	I20	Avg.Start
1)	Seattle	7	7	5	71.4	5	71.4	0	0	28.6
2)	Green Bay	5	4	2	50.0	4	80.0	0	0	28.3
3)	Pittsburgh	7	7	4	57.1	5	71.4	0	0	27.9
4)	New England	7	7	5	71.4	5	71.4	0	0	27.6
5)	L.A. Rams	4	4	2	50.0	2	50.0	0	0	26.0
6)	Philadelphia	4	4	3	75.0	3	75.0	0	0	25.5
7)	Cincinnati	6	6	4	66.7	5	83.3	0	1	25.3
8)	Arizona	4	4	4	100.0	4	100.0	0	0	25.0
8t)	Atlanta	3	3	3	100.0	3	100.0	0	0	25.0
8t)	Carolina	5	5	5	100.0	5	100.0	0	0	25.0
8t)	Cleveland	2	2	2	100.0	2	100.0	0	0	25.0
8t)	Dallas	1	1	1	100.0	1	100.0	0	0	25.0
8t)	Detroit	5	5	5	100.0	5	100.0	0	0	25.0
8t)	Houston	5	5	5	100.0	5	100.0	0	0	25.0
8t)	Kansas City	4	4	4	100.0	4	100.0	0	0	25.0
8t)	L.A. Chargers	7	7	7	100.0	7	100.0	0	0	25.0
8t)	Las Vegas	4	3	3	100.0	3	75.0	0	0	25.0
8t)	Miami	7	7	7	100.0	7	100.0	0	0	25.0
8t)	N.Y. Giants	8	8	8	100.0	8	100.0	0	0	25.0
8t)	San Francisco	2	2	2	100.0	2	100.0	0	0	25.0
8t)	Tennessee	5	5	5	100.0	5	100.0	0	0	25.0
22)	Indianapolis	6	6	5	83.3	5	83.3	0	0	24.8
23)	New Orleans	6	5	1	20.0	2	33.3	0	1	24.0
24)	Washington	5	5	4	80.0	5	100.0	0	1	23.8
25)	Minnesota	5	5	4	80.0	4	80.0	0	1	23.4
26)	Tampa Bay	4	4	3	75.0	4	100.0	0	1	23.3
27)	Chicago	6	6	2	33.3	3	50.0	0	2	22.8
28)	Jacksonville	4	4	3	75.0	4	100.0	0	1	22.8
29)	Denver	4	4	2	50.0	4	100.0	0	1	22.5
30)	Baltimore	3	3	2	66.7	3	100.0	0	1	19.3
	Totals	145	142	112	78.9	124	87.3	0	10	25.1

Note: Average opponent drive start DOES NOT include onside kicks or kickoffs at the end of a half unless either kickoff is returned for a touchdown. All other kickoffs (returned kickoffs, fair catches, touchback and kickoffs out of bounds) are included. Kickoffs resulting in the kicking team retaining possession are not included.

ADJ KO: Adjusted kickoffs are used to compute the Avg. Team Drive Start.

I20: The number of drives that start inside (not including) the 20 yd line.

WEEK 1 / THROUGH SUNDAY, SEPTEMBER 10, 2023

NFL / KICKOFFS (Kicking Team)

Rank	Team	TotKO	AdjKO	TB	TB%	EZ	EZ%	OB	I20	Avg.Start
1)	Houston	3	3	2	66.7	3	100.0	0	1	19.3
2)	Las Vegas	4	4	2	50.0	4	100.0	0	1	22.5
3)	Indianapolis	4	4	3	75.0	4	100.0	0	1	22.8
4)	Green Bay	6	6	2	33.3	3	50.0	0	2	22.8
5)	Minnesota	4	4	3	75.0	4	100.0	0	1	23.3
6)	Tampa Bay	5	5	4	80.0	4	80.0	0	1	23.4
7)	Arizona	5	5	4	80.0	5	100.0	0	1	23.8
8)	Tennessee	6	5	1	20.0	2	33.3	0	1	24.0
9)	Jacksonville	6	6	5	83.3	5	83.3	0	0	24.8
10)	Atlanta	5	5	5	100.0	5	100.0	0	0	25.0
10t)	Baltimore	5	5	5	100.0	5	100.0	0	0	25.0
10t)	Carolina	3	3	3	100.0	3	100.0	0	0	25.0
10t)	Cincinnati	2	2	2	100.0	2	100.0	0	0	25.0
10t)	Dallas	8	8	8	100.0	8	100.0	0	0	25.0
10t)	Denver	4	3	3	100.0	3	75.0	0	0	25.0
10t)	Detroit	4	4	4	100.0	4	100.0	0	0	25.0
10t)	Kansas City	5	5	5	100.0	5	100.0	0	0	25.0
10t)	L.A. Chargers	7	7	7	100.0	7	100.0	0	0	25.0
10t)	Miami	7	7	7	100.0	7	100.0	0	0	25.0
10t)	N.Y. Giants	1	1	1	100.0	1	100.0	0	0	25.0
10t)	New Orleans	5	5	5	100.0	5	100.0	0	0	25.0
10t)	Pittsburgh	2	2	2	100.0	2	100.0	0	0	25.0
10t)	Washington	4	4	4	100.0	4	100.0	0	0	25.0
24)	Cleveland	6	6	4	66.7	5	83.3	0	1	25.3
25)	New England	4	4	3	75.0	3	75.0	0	0	25.5
26)	Seattle	4	4	2	50.0	2	50.0	0	0	26.0
27)	Philadelphia	7	7	5	71.4	5	71.4	0	0	27.6
28)	San Francisco	7	7	4	57.1	5	71.4	0	0	27.9
29)	Chicago	5	4	2	50.0	4	80.0	0	0	28.3
30)	L.A. Rams	7	7	5	71.4	5	71.4	0	0	28.6
	Totals	145	142	112	78.9	124	87.3	0	10	25.1

Note: Average team drive start DOES NOT include onside kicks or kickoffs at the end of a half unless either kickoff is returned for a touchdown. All other kickoffs (returned kickoffs, fair catches, touchback and kickoffs out of bounds) are included. Kickoffs resulting in the kicking team retaining possession are not included.

ADJ KO: Adjusted kickoffs are used to compute the Avg. Team Drive Start.

I20: The number of drives that start inside (not including) the 20 yd line.

WEEK 1 / THROUGH SUNDAY, SEPTEMBER 10, 2023

AFC / SINGLE-GAME HIGHS / PLAYERS

Most Points-- 15, Folk, Tenn. at N.O., 9/10, (0 td, 5 fg, 0 xp, 0 2pt)
Passing Yards-- 466, Tagovailoa, Miami at LA-C, 9/10, (28-45, 466, 3 td, 1 int)
Longest Pass-- 47, Tagovailoa, Miami at LA-C, 9/10, (to Hill, Tyreek)
Passing Touchdowns-- 3, Tagovailoa, Miami at LA-C, 9/10, (28-45, 466, 3 td, 1 int)
Passing Touchdowns-- 3, Mac Jones, N.E. vs. Phil., 9/10, (35-54, 316, 3 td, 1 int)
Rushing Yards-- 117, Ekeler, LA-C vs. Miami, 9/10, (16-117, 1 td)
Rushing Attempts-- 19, Jacobs, L.V. at Denv., 9/10, (19-48, 0 td)
Longest Rush-- 55, Ekeler, LA-C vs. Miami, 9/10
Receptions-- 11, T. Hill, Miami at LA-C, 9/10, (11-215, 2 td)
Receiving Yards-- 215, T. Hill, Miami at LA-C, 9/10, (11-215, 2 td)
Kickoff Return Yards-- 91, McFarland, Pitt. vs. S.F., 9/10, (3-91, 0 td)
Kickoff Returns-- 3, McFarland, Pitt. vs. S.F., 9/10, (3-91, 0 td)
Longest Kickoff Return-- 43, Montgomery, N.E. vs. Phil., 9/10
Punt Return Yards-- 58, Agnew, Jax at Ind., 9/10, (2-58, 0 fc, 0 td)
Punt Returns-- 4, K. Jackson, Tenn. at N.O., 9/10, (4-37, 0 fc, 0 td)
Longest Punt Return-- 48, Agnew, Jax at Ind., 9/10
Interceptions-- 1, (7 times in Non-Overtime Games)
Longest Interception Return-- 34, T. Brown, Ind. vs. Jax , 9/10
Sacks-- 3.0, Allen, Jax at Ind., 9/10
Sacks-- 3.0, T. Watt, Pitt. vs. S.F., 9/10
Scrimmage Yards-- 215, T. Hill, Miami at LA-C, 9/10, (Rush 0-0, Rec 11-215)
Longest Punt-- 67, Stout, Balt. vs. Hou., 9/10
Punts-- 10, Robbins, Cin. at Clev., 9/10, (10-409, 40.9)
Field Goals Made-- 5, Folk, Tenn. at N.O., 9/10, (5-5, 50 lg)
Longest Field Goal-- 50, Folk, Tenn. at N.O., 9/10
Longest Field Goal-- 50, Dicker, LA-C vs. Miami, 9/10

NFC / SINGLE-GAME HIGHS / PLAYERS

Most Points-- 13, Elliott, Phil. at N.E., 9/10, (0 td, 4 fg, 1 xp, 0 2pt)
Passing Yards-- 344, Cousins, Minn. vs. T.B., 9/10, (33-44, 344, 2 td, 1 int)
Longest Pass-- 51, Love, G.B. at Chi., 9/10, (to Jones, Aaron)
Passing Touchdowns-- 3, Love, G.B. at Chi., 9/10, (15-27, 245, 3 td, 0 int)
Rushing Yards-- 152, McCaffrey, S.F. at Pitt., 9/10, (22-152, 1 td)
Rushing Attempts-- 22, McCaffrey, S.F. at Pitt., 9/10, (22-152, 1 td)
Rushing Attempts-- 22, Akers, LA-R at Sea., 9/10, (22-29, 1 td)
Longest Rush-- 65, McCaffrey, S.F. at Pitt., 9/10, td
Receptions-- 10, Nacua, LA-R at Sea., 9/10, (10-119, 0 td)
Receiving Yards-- 150, Jefferson, Minn. vs. T.B., 9/10, (9-150, 0 td)
Kickoff Return Yards-- 110, Shaheed, N.O. vs. Tenn., 9/10, (5-110, 0 td)
Kickoff Returns-- 5, Shaheed, N.O. vs. Tenn., 9/10, (5-110, 0 td)
Longest Kickoff Return-- 34, Dallas, Sea. vs. LA-R, 9/10
Punt Return Yards-- 54, Reed, G.B. at Chi., 9/10, (3-54, 0 fc, 0 td)
Punt Returns-- 4, (3 times in Non-Overtime Games)
Longest Punt Return-- 35, Reed, G.B. at Chi., 9/10
Interceptions-- 2, Bates, Atl. vs. Car., 9/10, (2-3, 0 td)
Longest Interception Return-- 70, Slay, Phil. at N.E., 9/10, td
Sacks-- 3.0, Jackson, S.F. at Pitt., 9/10
Scrimmage Yards-- 169, McCaffrey, S.F. at Pitt., 9/10, (Rush 22-152, Rec 3-17)
Longest Punt-- 73, Dickson, Sea. vs. LA-R, 9/10
Punts-- 7, Pinion, Atl. vs. Car., 9/10, (7-337, 48.1)
Field Goals Made-- 4, Elliott, Phil. at N.E., 9/10, (4-4, 56 lg)
Longest Field Goal-- 57, McLaughlin, T.B. at Minn., 9/10

WEEK 1 / THROUGH SUNDAY, SEPTEMBER 10, 2023

NFL / SINGLE-GAME HIGHS / PLAYERS

Most Points-- 15, Folk, Tenn. at N.O., 9/10, (0 td, 5 fg, 0 xp, 0 2pt)
Passing Yards-- 466, Tagovailoa, Miami at LA-C, 9/10, (28-45, 466, 3 td, 1 int)
Longest Pass-- 51, Love, G.B. at Chi., 9/10, (to Jones, Aaron)
Passing Touchdowns-- 3, (3 times in Non-Overtime Games)
Rushing Yards-- 152, McCaffrey, S.F. at Pitt., 9/10, (22-152, 1 td)
Rushing Attempts-- 22, McCaffrey, S.F. at Pitt., 9/10, (22-152, 1 td)
Rushing Attempts-- 22, Akers, LA-R at Sea., 9/10, (22-29, 1 td)
Longest Rush-- 65, McCaffrey, S.F. at Pitt., 9/10, td
Receptions-- 11, T. Hill, Miami at LA-C, 9/10, (11-215, 2 td)
Receiving Yards-- 215, T. Hill, Miami at LA-C, 9/10, (11-215, 2 td)
Kickoff Return Yards-- 110, Shaheed, N.O. vs. Tenn., 9/10, (5-110, 0 td)
Kickoff Returns-- 5, Shaheed, N.O. vs. Tenn., 9/10, (5-110, 0 td)
Longest Kickoff Return-- 43, Montgomery, N.E. vs. Phil., 9/10
Punt Return Yards-- 58, Agnew, Jax at Ind., 9/10, (2-58, 0 fc, 0 td)
Punt Returns-- 4, (4 times in Non-Overtime Games)
Longest Punt Return-- 48, Agnew, Jax at Ind., 9/10
Interceptions-- 2, Bates, Atl. vs. Car., 9/10, (2-3, 0 td)
Longest Interception Return-- 70, Slay, Phil. at N.E., 9/10, td
Sacks-- 3.0, (3 times in Non-Overtime Games)
Scrimmage Yards-- 215, T. Hill, Miami at LA-C, 9/10, (Rush 0-0, Rec 11-215)
Longest Punt-- 73, Dickson, Sea. vs. LA-R, 9/10
Punts-- 10, Robbins, Cin. at Clev., 9/10, (10-409, 40.9)
Field Goals Made-- 5, Folk, Tenn. at N.O., 9/10, (5-5, 50 lg)
Longest Field Goal-- 57, McLaughlin, T.B. at Minn., 9/10

300-Yard Passing Games

466, Tagovailoa, MIA at LAC 09/10 (28-45, 3 TD)
344, Cousins, MIN vs. TB 09/10 (33-44, 2 TD)
334, Stafford, LAR at SEA 09/10 (24-38, 0 TD)
316, Mac Jones, NE vs. PHI 09/10 (35-54, 3 TD)
305, Carr, NO vs. TEN 09/10 (23-33, 1 TD)

100-Yard Receiving Games

215, T. Hill, MIA at LAC 09/10 (11 rec., 2 TD)
150, Jefferson, MIN vs. TB 09/10 (9 rec., 0 TD)
129, Aiyuk, SF at PIT 09/10 (8 rec., 2 TD)
119, Atwell, LAR at SEA 09/10 (6 rec., 0 TD)
119, Nacua, LAR at SEA 09/10 (10 rec., 0 TD)
112, Olave, NO vs. TEN 09/10 (8 rec., 0 TD)
101, Ridley, JAX at IND 09/10 (8 rec., 1 TD)

100-Yard Rushing Games

152, McCaffrey, SF at PIT 09/10 (22 att., 1 TD)
117, Ekeler, LAC vs. MIA 09/10 (16 att., 1 TD)
106, Chubb, CLE vs. CIN 09/10 (18 att., 0 TD)

WEEK 1 / THROUGH SUNDAY, SEPTEMBER 10, 2023

AFC / LEADING PASSERS

Player, Team	Att	Comp	Pct		Avg			Pct			Pct Rating	
			Comp	Yds	Gain	TD	TD	Long	Int	Int	Points	
Tagovailoa, Mia.	45	28	62.2	466	10.36	3	6.7	47	1	2.2	110.0	
R. Wilson, Den.	34	27	79.4	177	5.21	2	5.9	21	0	0.0	108.0	
Garoppolo, L.V.	26	20	76.9	200	7.69	2	7.7	21	1	3.8	107.9	
Lawrence, Jac.	32	24	75.0	241	7.53	2	6.3	29	1	3.1	103.8	
Herbert, LA-C	33	23	69.7	228	6.91	1	3.0	36	0	0.0	99.1	
Mac Jones, N.E.	54	35	64.8	316	5.85	3	5.6	32	1	1.9	91.3	
Jackson, Bal.	22	17	77.3	169	7.68	0	0.0	29	1	4.5	79.5	
*Richardson, Ind.	37	24	64.9	223	6.03	1	2.7	39t	1	2.7	79.0	
*Stroud, Hou.	44	28	63.6	242	5.50	0	0.0	26	0	0.0	78.0	
Mahomes, K.C.	39	21	53.8	226	5.79	2	5.1	34	1	2.6	77.5	
Pickett, Pit.	46	31	67.4	232	5.04	1	2.2	31	2	4.3	68.4	
Watson, Cle.	29	16	55.2	154	5.31	1	3.4	33	1	3.4	67.3	
Burrow, Cin.	31	14	45.2	82	2.65	0	0.0	12	0	0.0	52.2	
Tannehill, Ten.	34	16	47.1	198	5.82	0	0.0	46	3	8.8	28.8	

AFC / LEADING PASSERS, RANKS

Player, Team	Att	Comp	Pct		Avg			Pct			Pct Rating	
			Comp	Yds	Gain	TD	TD	Long	Int	Int	Points	
Tagovailoa, Mia.	3	3t	10	1	1	1t	2		5t	6	1	
R. Wilson, Den.	7t	5	1	11	12	3t	4		1t	1t	2	
Garoppolo, L.V.	13	10	3	9	2	3t	1		5t	11	3	
Lawrence, Jac.	10	6t	4	4	4	3t	3		5t	9	4	
Herbert, LA-C	9	8	5	6	5	7t	8		1t	1t	5	
Mac Jones, N.E.	1	1	8	2	7	1t	5		5t	5	6	
Jackson, Bal.	14	11	2	12	3	11t	11t		5t	13	7	
*Richardson, Ind.	6	6t	7	8	6	7t	9		5t	8	8	
*Stroud, Hou.	4	3t	9	3	10	11t	11t		1t	1t	9	
Mahomes, K.C.	5	9	12	7	9	3t	6		5t	7	10	
Pickett, Pit.	2	2	6	5	13	7t	10			13	11	
Watson, Cle.	12	12t	11	13	11	7t	7		5t	10	12	
Burrow, Cin.	11	14	14	14	14	11t	11t		1t	1t	13	
Tannehill, Ten.	7t	12t	13	10	8	11t	11t		14	14	14	

AFC / FOURTH-QUARTER PASSING LEADERS

Rank	Player, Team	Att	Comp	Comp%	Yards	YPA	TD	TD%	Int	Int%	Rating
1)	Garoppolo, L.V.	7	6	85.7	72	10.29	1	14.3	0	0.0	149.1
2)	Watson, Cle.	4	4	100.0	32	8.00	1	25.0	0	0.0	139.6
3)	Tagovailoa, Mia.	14	9	64.3	124	8.86	1	7.1	0	0.0	116.4
4)	Jackson, Bal.	4	4	100.0	37	9.25	0	0.0	0	0.0	105.2
5)	Lawrence, Jac.	5	4	80.0	38	7.60	0	0.0	0	0.0	98.3
6)	Mac Jones, N.E.	21	12	57.1	139	6.62	1	4.8	0	0.0	93.2
7)	Herbert, LA-C	9	6	66.7	68	7.56	0	0.0	0	0.0	89.1
8)	Tannehill, Ten.	13	7	53.8	90	6.92	0	0.0	0	0.0	75.8
9)	*Stroud, Hou.	15	9	60.0	84	5.60	0	0.0	0	0.0	75.4
10t)	Pickett, Pit.	14	12	85.7	121	8.64	0	0.0	1	7.1	72.9
10t)	R. Wilson, Den.	10	7	70.0	25	2.50	0	0.0	0	0.0	72.9
12)	Burrow, Cin.	6	3	50.0	11	1.83	0	0.0	0	0.0	56.3
13)	Mahomes, K.C.	7	2	28.6	13	1.86	0	0.0	0	0.0	39.6
14)	*Richardson, Ind.	14	7	50.0	59	4.21	0	0.0	1	7.1	31.5

AFC / THIRD-DOWN PASSING LEADERS

Rank	Player, Team	Att	Comp	Comp%	Yards	YPA	TD	TD%	Int	Int%	Rating
1)	Herbert, LA-C	7	5	71.4	49	7.00	1	14.3	0	0.0	130.4
2)	R. Wilson, Den.	7	6	85.7	63	9.00	0	0.0	0	0.0	104.2
3)	Lawrence, Jac.	6	3	50.0	23	3.83	1	16.7	0	0.0	99.3
4)	*Stroud, Hou.	16	13	81.3	124	7.75	0	0.0	0	0.0	99.0
5)	Tagovailoa, Mia.	9	5	55.6	86	9.56	1	11.1	1	11.1	85.6
6)	*Richardson, Ind.	8	6	75.0	33	4.13	0	0.0	0	0.0	81.8
7)	Garoppolo, L.V.	6	4	66.7	27	4.50	1	16.7	1	16.7	76.4
8)	Burrow, Cin.	11	7	63.6	38	3.45	0	0.0	0	0.0	69.5
9)	Jackson, Bal.	10	7	70.0	96	9.60	0	0.0	1	10.0	60.8
10)	Watson, Cle.	8	4	50.0	29	3.63	0	0.0	0	0.0	58.9
11)	Mahomes, K.C.	11	5	45.5	66	6.00	1	9.1	1	9.1	57.4
12)	Mac Jones, N.E.	13	7	53.8	48	3.69	0	0.0	1	7.7	30.3
13)	Tannehill, Ten.	10	4	40.0	46	4.60	0	0.0	2	20.0	15.0
14)	Pickett, Pit.	10	4	40.0	45	4.50	0	0.0	1	10.0	14.6

WEEK 1 / THROUGH SUNDAY, SEPTEMBER 10, 2023**AFC / LEADING RUSHERS**

Rank	Player, Team	Att	Yards	Avg	Long	TD
1)	Ekeler, LA-C	16	117	7.3	55	1
2)	Chubb, Cle.	18	106	5.9	17	0
3)	Kelley, LA-C	16	91	5.7	14	1
4)	Etienne, Jac.	18	77	4.3	26t	1
5)	Henry, Ten.	15	63	4.2	18	0
6)	Mixon, Cin.	13	56	4.3	22	0
7)	J. Williams, Den.	13	52	4.0	11	0
8)	Jacobs, L.V.	19	48	2.5	7	0
9t)	Mahomes, K.C. (QB)	6	45	7.5	16	0
9t)	Watson, Cle. (QB)	5	45	9.0	13t	1
11)	Perine, Den.	8	41	5.1	12	0
12)	*Richardson, Ind. (QB)	10	40	4.0	12	1
13t)	Jackson, Bal. (QB)	6	38	6.3	14	0
13t)	Pierce, Hou.	11	38	3.5	7	0
15)	Mostert, Mia.	10	37	3.7	12	1
16)	J. Ford, Cle.	15	36	2.4	17	0
17)	Edwards, Bal.	8	32	4.0	13	0
18)	Harris, Pit.	6	31	5.2	24	0
19)	Elliott, N.E.	7	29	4.1	11	0
20)	*Spears, Ten.	3	27	9.0	17	0
21)	Stevenson, N.E.	12	25	2.1	5	0
22)	Pacheco, K.C.	8	23	2.9	7	0
23t)	Dobbins, Bal.	8	22	2.8	4t	1
23t)	Edwards-Helaire, K.C.	6	22	3.7	5	0
25)	Lawrence, Jac. (QB)	7	21	3.0	11	0
26)	*Stroud, Hou. (QB)	4	20	5.0	11	0
27)	Moore, Cle. (WR)	2	19	9.5	19	0
28)	Herbert, LA-C (QB)	5	18	3.6	5	1
29)	Ezukanma, Mia. (WR)	2	17	8.5	12	0
30t)	Mac Jones, N.E. (QB)	2	15	7.5	8	0
30t)	Singletary, Hou.	7	15	2.1	4	0

AFC / THIRD-AND-ONE RUSHING LEADERS

Rank	Player, Team	Att	FD	Pct
1t)	Harris, Pit.	2	2	100.0
1t)	Kelley, LA-C	2	2	100.0
1t)	*Biggsby, Jac.	1	1	100.0
1t)	Ekeler, LA-C	1	1	100.0
1t)	Elliott, N.E.	1	1	100.0
1t)	Jackson, Bal.	1	1	100.0
1t)	Lawrence, Jac.	1	1	100.0
1t)	Stevenson, N.E.	1	1	100.0

WEEK 1 / THROUGH SUNDAY, SEPTEMBER 10, 2023**AFC / LEADERS IN RECEPTIONS**

Rank	Player, Team	Rec	Yards	Avg	Long	TD
1)	T. Hill, Mia.	11	215	19.5	47	2
2t)	Meyers, L.V.	9	81	9.0	21	2
2t)	*Flowers, Bal.	9	78	8.7	21	0
4t)	Ridley, Jac.	8	101	12.6	29	1
4t)	Pittman, Ind.	8	97	12.1	39t	1
6)	Hopkins, Ten.	7	65	9.3	16	0
7t)	N. Collins, Hou.	6	80	13.3	26	0
7t)	K. Allen, LA-C	6	76	12.7	36	0
7t)	Adams, L.V.	6	66	11.0	18	0
7t)	Bourne, N.E.	6	64	10.7	19t	2
7t)	Stevenson, N.E. (RB)	6	64	10.7	32	0
7t)	Woods, Hou.	6	57	9.5	19	0
7t)	Austin, Pit.	6	37	6.2	13	0
14t)	A. Robinson, Pit.	5	64	12.8	31	0
14t)	Henry, N.E. (TE)	5	56	11.2	13	1
14t)	Z. Jones, Jac.	5	55	11.0	18t	1
14t)	Ingram, Jac. (TE)	5	49	9.8	26	0
14t)	Chase, Cin.	5	39	7.8	12	0
14t)	Pickens, Pit.	5	36	7.2	9	0
14t)	Trautman, Den. (TE)	5	34	6.8	15	0
14t)	Etienne, Jac. (RB)	5	27	5.4	10	0
14t)	Elliott, N.E. (RB)	5	14	2.8	6	0
14t)	Jackson, Ind. (RB)	5	14	2.8	8	0
14t)	Warren, Pit. (RB)	5	12	2.4	9	0
25t)	Waddle, Mia.	4	78	19.5	35	0
25t)	Westbrook-Ikhine, Ten.	4	58	14.5	24	0
25t)	Ekeler, LA-C (RB)	4	47	11.8	35	0
25t)	M. Williams, LA-C	4	45	11.3	24	0
25t)	*Douglas, N.E.	4	40	10.0	23	0
25t)	Granson, Ind. (TE)	4	39	9.8	14	0
25t)	Perine, Den. (RB)	4	37	9.3	20	0
25t)	Smith-Schuster, N.E.	4	33	8.3	15	0
25t)	Sutton, Den.	4	32	8.0	15	1
25t)	Pacheco, K.C. (RB)	4	31	7.8	10	0
25t)	Chubb, Cle. (RB)	4	21	5.3	10	0
25t)	J. Williams, Den. (RB)	4	5	1.3	7	0

AFC / RECEIVING YARDAGE LEADERS

Rank	Player, Team	Yards	Rec	Avg	Long	TD
1)	T. Hill, Mia.	215	11	19.5	47	2
2)	Ridley, Jac.	101	8	12.6	29	1
3)	Pittman, Ind.	97	8	12.1	39t	1
4)	Meyers, L.V.	81	9	9.0	21	2
5)	N. Collins, Hou.	80	6	13.3	26	0
6t)	*Flowers, Bal.	78	9	8.7	21	0
6t)	Waddle, Mia.	78	4	19.5	35	0
8)	K. Allen, LA-C	76	6	12.7	36	0
9)	Adams, L.V.	66	6	11.0	18	0
10)	Hopkins, Ten.	65	7	9.3	16	0
11t)	Bourne, N.E.	64	6	10.7	19t	2
11t)	A. Robinson, Pit.	64	5	12.8	31	0
11t)	Stevenson, N.E. (RB)	64	6	10.7	32	0
14)	Westbrook-Ikhine, Ten.	58	4	14.5	24	0
15)	Woods, Hou.	57	6	9.5	19	0
16t)	Henry, Ten. (RB)	56	2	28.0	46	0
16t)	Henry, N.E. (TE)	56	5	11.2	13	1
18)	Z. Jones, Jac.	55	5	11.0	18t	1
19)	Ingram, Jac. (TE)	49	5	9.8	26	0
20t)	Johnson, Pit.	48	3	16.0	26	0
20t)	Valdes-Scantling, K.C.	48	2	24.0	34	0
22)	Ekeler, LA-C (RB)	47	4	11.8	35	0
23t)	Ju. Watson, K.C.	45	2	22.5	26	0
23t)	M. Williams, LA-C	45	4	11.3	24	0
25)	Smythe, Mia. (TE)	44	3	14.7	18	0

WEEK 1 / THROUGH SUNDAY, SEPTEMBER 10, 2023

AFC / THIRD-DOWN RECEIVING LEADERS

Rank	Player, Team	Rec	Yards	Avg	Long	TD
1)	*Flowers, Bal.	5	59	11.8	21	0
2)	Woods, Hou.	4	31	7.8	13	0
3t)	N. Collins, Hou.	3	55	18.3	26	0
3t)	Pittman, Ind.	3	22	7.3	9	0
3t)	I. Smith, Cin. (TE)	3	17	5.7	8	0
3t)	Meyers, L.V.	3	15	5.0	7	1
7t)	T. Hill, Mia.	2	51	25.5	47	1
7t)	M. Williams, LA-C	2	41	20.5	24	0
7t)	Beckham, Bal.	2	37	18.5	29	0
7t)	Berrios, Mia.	2	27	13.5	16	0
7t)	Westbrook-Ikhine, Ten.	2	24	12.0	21	0
7t)	*Dell, Hou.	2	23	11.5	13	0
7t)	Trautman, Den. (TE)	2	23	11.5	15	0
7t)	Hopkins, Ten.	2	22	11.0	16	0
7t)	Chase, Cin.	2	16	8.0	12	0
7t)	Etienne, Jac. (RB)	2	14	7.0	10	0
7t)	Pierce, Hou. (RB)	2	9	4.5	9	0
7t)	Jackson, Ind. (RB)	2	4	2.0	7	0
7t)	Stevenson, N.E. (RB)	2	4	2.0	2	0

WEEK 1 / THROUGH SUNDAY, SEPTEMBER 10, 2023**AFC / LEADING SCORERS, NONKICKERS**

Rank	Player, Team	TD	Rush	Rec	Ret	X2	Pts
1t)	Bourne, N.E. (WR)	2	0	2	0	0	12
1t)	Hill, Bal. (RB)	2	2	0	0	0	12
1t)	T. Hill, Mia. (WR)	2	0	2	0	0	12
1t)	Meyers, L.V. (WR)	2	0	2	0	0	12
5)	Watson, Cle. (QB)	1	1	0	0	1	8
6t)	Bell, K.C. (TE)	1	0	1	0	0	6
6t)	*Bigsby, Jac. (RB)	1	1	0	0	0	6
6t)	Bryant, Cle. (TE)	1	0	1	0	0	6
6t)	Buckner, Ind. (DT)	1	0	0	1	0	6
6t)	Cracraft, Mia. (WR)	1	0	1	0	0	6
6t)	Dobbins, Bal. (RB)	1	1	0	0	0	6
6t)	Ekeler, LA-C (RB)	1	1	0	0	0	6
6t)	Etienne, Jac. (RB)	1	1	0	0	0	6
6t)	Freiermuth, Pit. (TE)	1	0	1	0	0	6
6t)	Henry, N.E. (TE)	1	0	1	0	0	6
6t)	Herbert, LA-C (QB)	1	1	0	0	0	6
6t)	Humphrey, Den. (WR)	1	0	1	0	0	6
6t)	Z. Jones, Jac. (WR)	1	0	1	0	0	6
6t)	Kelley, LA-C (RB)	1	1	0	0	0	6
6t)	Mostert, Mia. (RB)	1	1	0	0	0	6
6t)	Parham, LA-C (TE)	1	0	1	0	0	6
6t)	Pittman, Ind. (WR)	1	0	1	0	0	6
6t)	*Rice, K.C. (WR)	1	0	1	0	0	6
6t)	*Richardson, Ind. (QB)	1	1	0	0	0	6
6t)	Ridley, Jac. (WR)	1	0	1	0	0	6
6t)	Sutton, Den. (WR)	1	0	1	0	0	6

AFC / LEADING SCORERS, KICKERS

Rank	Player, Team	PAT	FG	Pct	Long	Pts
1)	Folk, Ten.	0/ 0	5/ 5	1.000	50	15
2)	J. Sanders, Mia.	3/ 4	3/ 3	1.000	45	12
3t)	Dicker, LA-C	4/ 4	2/ 2	1.000	50	10
3t)	Hopkins, Cle.	1/ 1	3/ 3	1.000	43	10
5)	Fairbairn, Hou.	0/ 0	3/ 3	1.000	38	9
6)	Butker, K.C.	2/ 2	2/ 2	1.000	39	8
7)	McManus, Jac.	4/ 4	1/ 1	1.000	45	7
8t)	Carlson, L.V.	2/ 2	1/ 1	1.000	24	5
8t)	Tucker, Bal.	2/ 2	1/ 1	1.000	39	5
10)	Lutz, Den.	1/ 2	1/ 2	.500	24	4
11t)	Gay, Ind.	3/ 3	0/ 0	---	--	3
11t)	McPherson, Cin.	0/ 0	1/ 2	.500	42	3
13)	*Ryland, N.E.	2/ 2	0/ 0	---	--	2
14)	Boswell, Pit.	1/ 1	0/ 0	---	--	1

AFC / TOUCHBACKS ON KICKOFFS

Rank	Player, Team	TB
1t)	Dicker, LA-C	7
1t)	J. Sanders, Mia.	7
3t)	Butker, K.C.	5
3t)	McManus, Jac.	5
3t)	Tucker, Bal.	5
6)	Hopkins, Cle.	4
7t)	Gay, Ind.	3
7t)	Lutz, Den.	3
7t)	*Ryland, N.E.	3
10t)	Boswell, Pit.	2
10t)	Carlson, L.V.	2
10t)	Fairbairn, Hou.	2
10t)	McPherson, Cin.	2
14)	Folk, Ten.	1

WEEK 1 / THROUGH SUNDAY, SEPTEMBER 10, 2023**AFC / MOST YARDS FROM SCRIMMAGE**

Rank	Player, Team	Total			Rushing			Receiving		
		Yards	Att+Rec	Avg	Yards	Att	Avg	Yards	Rec	Avg
1)	T. Hill, Mia. (WR)	215	11	19.5	0	0	---	215	11	19.5
2)	Ekeler, LA-C (RB)	164	20	8.2	117	16	7.3	47	4	11.8
3)	Chubb, Cle. (RB)	127	22	5.8	106	18	5.9	21	4	5.3
4)	Henry, Ten. (RB)	119	17	7.0	63	15	4.2	56	2	28.0
5)	Etienne, Jac. (RB)	104	23	4.5	77	18	4.3	27	5	5.4
6)	Ridley, Jac. (WR)	101	8	12.6	0	0	---	101	8	12.6
7)	Pittman, Ind. (WR)	97	8	12.1	0	0	---	97	8	12.1
8)	Kelley, LA-C (RB)	91	16	5.7	91	16	5.7	0	0	---
9)	Stevenson, N.E. (RB)	89	18	4.9	25	12	2.1	64	6	10.7
10)	*Flowers, Bal. (WR)	87	11	7.9	9	2	4.5	78	9	8.7
11)	K. Allen, LA-C (WR)	82	8	10.3	6	2	3.0	76	6	12.7
12)	Meyers, L.V. (WR)	81	9	9.0	0	0	---	81	9	9.0
13)	N. Collins, Hou. (WR)	80	6	13.3	0	0	---	80	6	13.3
14t)	Perine, Den. (RB)	78	12	6.5	41	8	5.1	37	4	9.3
14t)	Waddle, Mia. (WR)	78	4	19.5	0	0	---	78	4	19.5
16)	Mixon, Cin. (RB)	73	16	4.6	56	13	4.3	17	3	5.7
17)	Jacobs, L.V. (RB)	71	21	3.4	48	19	2.5	23	2	11.5
18)	Adams, L.V. (WR)	66	6	11.0	0	0	---	66	6	11.0
19)	Hopkins, Ten. (WR)	65	7	9.3	0	0	---	65	7	9.3
20t)	Bourne, N.E. (WR)	64	6	10.7	0	0	---	64	6	10.7
20t)	A. Robinson, Pit. (WR)	64	5	12.8	0	0	---	64	5	12.8
22)	Moore, Cle. (WR)	62	5	12.4	19	2	9.5	43	3	14.3
23)	Westbrook-Ikhine, Ten. (WR)	58	4	14.5	0	0	---	58	4	14.5
24t)	J. Williams, Den. (RB)	57	17	3.4	52	13	4.0	5	4	1.3
24t)	Woods, Hou. (WR)	57	6	9.5	0	0	---	57	6	9.5
26)	Henry, N.E. (TE)	56	5	11.2	0	0	---	56	5	11.2
27)	Z. Jones, Jac. (WR)	55	5	11.0	0	0	---	55	5	11.0
28)	Pacheco, K.C. (RB)	54	12	4.5	23	8	2.9	31	4	7.8
29)	Mostert, Mia. (RB)	50	12	4.2	37	10	3.7	13	2	6.5
30)	Engram, Jac. (TE)	49	5	9.8	0	0	---	49	5	9.8

AFC / LEADERS IN FIRST DOWNS

Rank	Player, Team	Rush	Rec	Tot
1)	T. Hill, Mia. (WR)	0	9	9
2t)	Chubb, Cle. (RB)	7	1	8
2t)	Kelley, LA-C (RB)	8	0	8
4)	Ekeler, LA-C (RB)	4	2	6
5t)	*Flowers, Bal. (WR)	0	5	5
5t)	Henry, Ten. (RB)	4	1	5
5t)	Henry, N.E. (TE)	0	5	5
5t)	Meyers, L.V. (WR)	0	5	5
5t)	Perine, Den. (RB)	3	2	5
10t)	Adams, L.V. (WR)	0	4	4
10t)	Etienne, Jac. (RB)	4	0	4
10t)	Granson, Ind. (TE)	0	4	4
10t)	Herbert, LA-C (QB)	4	0	4
10t)	Jacobs, L.V. (RB)	3	1	4
10t)	Z. Jones, Jac. (WR)	0	4	4
10t)	Pittman, Ind. (WR)	0	4	4
10t)	Ridley, Jac. (WR)	0	4	4
10t)	Stevenson, N.E. (RB)	1	3	4
10t)	Woods, Hou. (WR)	0	4	4

WEEK 1 / THROUGH SUNDAY, SEPTEMBER 10, 2023

AFC / LEADING PUNTERS

Rank	Player, Team	No	Yards	Lg	Avg	TB	Blk	Dwn	OB	Opp Ret	In Yds	Net 20	Net Avg
1)	Stout, Bal.	5	249	67	49.8	0	0	0	0	2	24	3	45.0
2)	Townsend, K.C.	5	247	58	49.4	0	0	1	0	1	16	3	46.2
3)	Scott, LA-C	3	145	62	48.3	1	0	0	0	0	0	0	41.7
4)	Bojorquez, Cle.	7	331	66	47.3	0	0	0	3	3	24	3	43.9
5)	*Baringer, N.E.	5	226	65	45.2	1	0	0	1	2	30	3	35.2
6)	Cooke, Jac.	5	223	52	44.6	0	0	1	0	2	20	2	40.6
7)	*Zentner, Hou.	4	176	48	44.0	1	0	0	2	0	0	0	39.0
8)	Harvin, Pit.	6	254	57	42.3	0	0	0	2	3	41	1	35.5
9)	Sanchez, Ind.	5	208	46	41.6	0	0	1	2	2	58	0	30.0
10)	*Robbins, Cin.	10	409	54	40.9	1	0	0	2	3	15	2	37.4
11)	Stonehouse, Ten.	3	107	62	35.7	0	0	0	1	2	6	1	33.7

AFC / LEADING PUNTERS, NET AVERAGE

Rank	Player, Team	No	Yards	Lg	Avg	TB	Blk	Dwn	OB	Opp Ret	In Yds	Net 20	Net Avg
1)	Townsend, K.C.	5	247	58	49.4	0	0	1	0	1	16	3	46.2
2)	Stout, Bal.	5	249	67	49.8	0	0	0	0	2	24	3	45.0
3)	Bojorquez, Cle.	7	331	66	47.3	0	0	0	3	3	24	3	43.9
4)	Scott, LA-C	3	145	62	48.3	1	0	0	0	0	0	0	41.7
5)	Cooke, Jac.	5	223	52	44.6	0	0	1	0	2	20	2	40.6
6)	*Zentner, Hou.	4	176	48	44.0	1	0	0	2	0	0	0	39.0
7)	*Robbins, Cin.	10	409	54	40.9	1	0	0	2	3	15	2	37.4
8)	Harvin, Pit.	6	254	57	42.3	0	0	0	2	3	41	1	35.5
9)	*Baringer, N.E.	5	226	65	45.2	1	0	0	1	2	30	3	35.2
10)	Stonehouse, Ten.	3	107	62	35.7	0	0	0	1	2	6	1	33.7
11)	Sanchez, Ind.	5	208	46	41.6	0	0	1	2	2	58	0	30.0

AFC / PUNT RETURN LEADERS

Rank	Player, Team	Ret	FC	Yards	Avg	Long	TD
1)	Agnew, Jac.	2	0	58	29.0	48	0
2)	McKenzie, Ind.	2	2	20	10.0	16	0
3)	*K. Jackson, Ten.	4	0	37	9.3	14	0
4)	*C. Jones, Cin.	3	1	24	8.0	15	0
5)	Mar. Jones, N.E.	3	1	21	7.0	21	0
6)	James, K.C.	3	1	16	5.3	9	0
7)	Peoples-Jones, Cle.	3	4	15	5.0	6	0

AFC / KICKOFF RETURN LEADERS

Rank	Player, Team	Ret	Yards	Avg	Long	TD
1)	Montgomery, N.E.	2	62	31.0	43	0
2)	McFarland, Pit.	3	91	30.3	34	0
3)	*Mims, Den.	2	55	27.5	30	0
4)	Evans, Cin.	2	45	22.5	27	0

WEEK 1 / THROUGH SUNDAY, SEPTEMBER 10, 2023

AFC / LEADERS IN INTERCEPTIONS

Rank	Player, Team	Int	Yards	Avg	Long	TD
1t)	T. Brown, Ind.	1	34	34.0	34	0
1t)	D. Hill, Cin.	1	20	20.0	20	0
1t)	Hooker, Ten.	1	10	10.0	10	0
1t)	Jackson, LA-C	1	9	9.0	9	0
1t)	Ty. Campbell, Jac.	1	0	0.0	0	0
1t)	K. Jackson, Den.	1	0	0.0	0	0
1t)	St. Nelson, Hou.	1	0	0.0	0	0

AFC / LEADERS IN SACKS

Rank	Player, Team	Sacks
1t)	Allen, Jac. (LB)	3.0
1t)	T. Watt, Pit. (LB)	3.0
3t)	Autry, Ten. (DT)	1.5
3t)	Key, Ten. (LB)	1.5
5t)	*Anderson, Hou. (DE)	1.0
5t)	Buckner, Ind. (DT)	1.0
5t)	Crosby, L.V. (DE)	1.0
5t)	Danna, K.C. (DE)	1.0
5t)	Garrett, Cle. (DE)	1.0
5t)	*Gonzalez, N.E. (DB)	1.0
5t)	Greenard, Hou. (DE)	1.0
5t)	C. Harris, Hou. (LB)	1.0
5t)	Hendrickson, Cin. (DE)	1.0
5t)	B. Hill, Cin. (DT)	1.0
5t)	Judon, N.E. (LB)	1.0
5t)	Kohou, Mia. (DB)	1.0
5t)	Madubuike, Bal. (DT)	1.0
5t)	Ojabo, Bal. (LB)	1.0
5t)	Okoronkwo, Cle. (DE)	1.0
5t)	Paye, Ind. (DE)	1.0
5t)	Pratt, Cin. (LB)	1.0
5t)	Queen, Bal. (LB)	1.0
5t)	Sieler, Mia. (DE)	1.0
5t)	Simmons, Ten. (DT)	1.0
5t)	Smith, Bal. (LB)	1.0
5t)	Tillery, L.V. (DT)	1.0
5t)	Uche, N.E. (LB)	1.0
5t)	Walker, Jac. (LB)	1.0
5t)	A. Washington, Bal. (DB)	1.0
30t)	Bethel, Mia. (DB)	0.5
30t)	Phillips, Mia. (LB)	0.5

WEEK 1 / THROUGH SUNDAY, SEPTEMBER 10, 2023**AFC / FUMBLE RECOVERIES**

Rank	Player, Team	TotRec	OffRec	DefRec
1t)	Awuzie, Cin.	1	0	1
1t)	*Bigsby, Jac.	1	1	0
1t)	Blackson, Jac.	1	0	1
1t)	Buckner, Ind.	1	0	1
1t)	B. Cook, K.C.	1	0	1
1t)	Garoppolo, L.V.	1	1	0
1t)	Hooker, Ten.	1	0	1
1t)	Mar. Jones, N.E.	1	0	1
1t)	Lloyd, Jac.	1	0	1
1t)	Pierce, Bal.	1	0	1
1t)	Stewart, Hou.	1	0	1
1t)	Tagovailoa, Mia.	1	1	0
1t)	Watson, Cle.	1	1	0
1t)	T. Watt, Pit.	1	0	1
1t)	N. Williams, LA-C	1	0	1
1t)	Zeitler, Bal.	1	1	0

AFC / OFFENSIVE FUMBLE RECOVERIES

Rank	Player, Team	Ret	Yards	Avg	Long	TD
1t)	Garoppolo, L.V.	1	0	0.0	0	0
1t)	Tagovailoa, Mia.	1	0	0.0	0	0
1t)	Watson, Cle.	1	0	0.0	0	0
1t)	Zeitler, Bal.	1	0	0.0	0	0
1t)	*Bigsby, Jac.	1	-9	-9.0	-9	0

AFC / DEFENSIVE FUMBLE RECOVERIES

Rank	Player, Team	Ret	Yards	Avg	Long	TD
1t)	Buckner, Ind.	1	26	26.0	26t	1
1t)	Awuzie, Cin.	1	0	0.0	0	0
1t)	Blackson, Jac.	1	0	0.0	0	0
1t)	B. Cook, K.C.	1	0	0.0	0	0
1t)	Hooker, Ten.	1	0	0.0	0	0
1t)	Mar. Jones, N.E.	1	0	0.0	0	0
1t)	Lloyd, Jac.	1	0	0.0	0	0
1t)	Pierce, Bal.	1	0	0.0	0	0
1t)	Stewart, Hou.	1	0	0.0	0	0
1t)	T. Watt, Pit.	1	0	0.0	0	0
1t)	N. Williams, LA-C	1	0	0.0	0	0

WEEK 1 / THROUGH SUNDAY, SEPTEMBER 10, 2023**NFC / LEADING PASSERS**

Player, Team	Att	Comp	Pct		Avg		Pct			Pct	Rating
			Comp	Yds	Gain	TD	TD	Long	Int		
Love, G.B.	27	15	55.6	245	9.07	3	11.1	51	0	0.0	123.2
Ridder, Atl.	18	15	83.3	115	6.39	1	5.6	34	0	0.0	111.8
Purdy, S.F.	29	19	65.5	220	7.59	2	6.9	23	0	0.0	111.3
Cousins, Min.	44	33	75.0	344	7.82	2	4.5	42	1	2.3	102.8
Carr, N.O.	33	23	69.7	305	9.24	1	3.0	45	1	3.0	96.1
Mayfield, T.B.	34	21	61.8	173	5.09	2	5.9	28t	0	0.0	94.4
Goff, Det.	35	22	62.9	253	7.23	1	2.9	33	0	0.0	94.1
Stafford, LA-R	38	24	63.2	334	8.79	0	0.0	44	0	0.0	91.3
Hurts, Phi.	33	22	66.7	170	5.15	1	3.0	23	0	0.0	89.2
G. Smith, Sea.	26	16	61.5	112	4.31	1	3.8	28	0	0.0	84.1
Dobbs, Ariz	30	21	70.0	132	4.40	0	0.0	31	0	0.0	78.8
Fields, Chi.	37	24	64.9	216	5.84	1	2.7	23	1	2.7	78.2
Howell, Was.	31	19	61.3	202	6.52	1	3.2	32	1	3.2	77.6
Prescott, Dal.	24	13	54.2	143	5.96	0	0.0	49	0	0.0	72.0
*Young, Car.	38	20	52.6	146	3.84	1	2.6	14	2	5.3	48.8
D. Jones, NY-G	28	15	53.6	104	3.71	0	0.0	24	2	7.1	32.4

NFC / LEADING PASSERS, RANKS

Player, Team	Att	Comp	Pct		Avg		Pct			Pct	Rating
			Comp	Yds	Gain	TD	TD	Long	Int		
Love, G.B.	13	13t	13	5	2	1	1		1t	1t	1
Ridder, Atl.	16	13t	1	14	8	5t	4		1t	1t	2
Purdy, S.F.	11	10t	6	6	5	2t	2		1t	1t	3
Cousins, Min.	1	1	2	1	4	2t	5	11t	11	4	4
Carr, N.O.	7t	4	4	3	1	5t	8t	11t	13	5	5
Mayfield, T.B.	6	7t	10	9	12	2t	3	1t	1t	6	6
Goff, Det.	5	5t	9	4	6	5t	10	1t	1t	7	7
Stafford, LA-R	2t	2t	8	2	3	13t	13t	1t	1t	8	8
Hurts, Phi.	7t	5t	5	10	11	5t	8t	1t	1t	9	9
G. Smith, Sea.	14	12	11	15	14	5t	6	1t	1t	10	10
Dobbs, Ariz	10	7t	3	13	13	13t	13t	1t	1t	11	11
Fields, Chi.	4	2t	7	7	10	5t	11	11t	12	12	12
Howell, Was.	9	10t	12	8	7	5t	7	11t	14	13	13
Prescott, Dal.	15	16	14	12	9	13t	13t	1t	1t	14	14
*Young, Car.	2t	9	16	11	15	5t	12	15t	15	15	15
D. Jones, NY-G	12	13t	15	16	16	13t	13t	15t	16	16	16

NFC / FOURTH-QUARTER PASSING LEADERS

Rank	Player, Team	Att	Comp	Comp%	Yards	YPA	TD	TD%	Int	Int%	Rating
1)	Love, G.B.	5	4	80.0	71	14.20	1	20.0	0	0.0	158.3
2t)	Carr, N.O.	6	5	83.3	79	13.17	0	0.0	0	0.0	118.8
2t)	Ridder, Atl.	4	4	100.0	62	15.50	0	0.0	0	0.0	118.8
4)	Goff, Det.	4	3	75.0	59	14.75	0	0.0	0	0.0	116.7
5)	Cousins, Min.	8	5	62.5	10	1.25	1	12.5	0	0.0	106.3
6)	D. Jones, NY-G	7	6	85.7	45	6.43	0	0.0	0	0.0	93.5
7)	Mayfield, T.B.	9	7	77.8	52	5.78	0	0.0	0	0.0	90.7
8)	Stafford, LA-R	10	6	60.0	78	7.80	0	0.0	0	0.0	84.6
9)	Dobbs, Ariz	8	6	75.0	19	2.38	0	0.0	0	0.0	77.1
10)	Hurts, Phi.	10	5	50.0	66	6.60	0	0.0	0	0.0	71.3
11)	Prescott, Dal.	4	2	50.0	26	6.50	0	0.0	0	0.0	70.8
12)	G. Smith, Sea.	4	2	50.0	10	2.50	0	0.0	0	0.0	56.3
13)	Purdy, S.F.	4	1	25.0	22	5.50	0	0.0	0	0.0	50.0
14)	*Young, Car.	15	5	33.3	41	2.73	0	0.0	0	0.0	42.4
15)	Fields, Chi.	18	9	50.0	72	4.00	0	0.0	1	5.6	37.3

NFC / THIRD-DOWN PASSING LEADERS

Rank	Player, Team	Att	Comp	Comp%	Yards	YPA	TD	TD%	Int	Int%	Rating
1)	Love, G.B.	9	7	77.8	106	11.78	1	11.1	0	0.0	152.8
2)	Ridder, Atl.	7	7	100.0	42	6.00	1	14.3	0	0.0	131.3
3)	Mayfield, T.B.	10	8	80.0	60	6.00	1	10.0	0	0.0	125.0
4)	Cousins, Min.	11	7	63.6	93	8.45	1	9.1	0	0.0	120.6
5t)	Goff, Det.	10	6	60.0	47	4.70	1	10.0	0	0.0	105.0
5t)	Howell, Was.	5	5	100.0	46	9.20	0	0.0	0	0.0	105.0
7)	Stafford, LA-R	12	8	66.7	122	10.17	0	0.0	0	0.0	100.0
8)	Prescott, Dal.	8	5	62.5	77	9.63	0	0.0	0	0.0	94.3
9)	Carr, N.O.	12	6	50.0	137	11.42	1	8.3	1	8.3	84.4
10)	Purdy, S.F.	9	5	55.6	62	6.89	0	0.0	0	0.0	77.1
11)	Hurts, Phi.	5	3	60.0	12	2.40	0	0.0	0	0.0	64.6
12)	Dobbs, Ariz	9	5	55.6	30	3.33	0	0.0	0	0.0	62.3
13)	G. Smith, Sea.	8	2	25.0	33	4.13	0	0.0	0	0.0	44.3
14)	D. Jones, NY-G	7	5	71.4	37	5.29	0	0.0	1	14.3	44.0
15)	*Young, Car.	10	6	60.0	58	5.80	0	0.0	1	10.0	36.7
16)	Fields, Chi.	7	3	42.9	20	2.86	0	0.0	1	14.3	10.7

WEEK 1 / THROUGH SUNDAY, SEPTEMBER 10, 2023**NFC / LEADING RUSHERS**

Rank	Player, Team	Att	Yards	Avg	Long	TD
1)	McCaffrey, S.F.	22	152	6.9	65t	1
2)	Allgeier, Atl.	15	75	5.0	22	2
3)	Montgomery, Det.	21	74	3.5	8t	1
4)	Sanders, Car.	18	72	4.0	10	0
5)	Pollard, Dal.	14	70	5.0	25	2
6)	Walker, Sea.	12	64	5.3	15	0
7)	Conner, Ariz	14	62	4.4	12	0
8)	Hubbard, Car.	9	60	6.7	21	0
9t)	Fields, Chi. (QB)	9	59	6.6	10	0
9t)	Robinson, Was.	19	59	3.1	7	0
11)	*Robinson, Atl.	10	56	5.6	21	0
12)	Gainwell, Phi.	14	54	3.9	16	0
13)	K. Williams, LA-R	15	52	3.5	9	2
14)	Barkley, NY-G	12	51	4.3	18	0
15)	J. Williams, N.O.	18	45	2.5	11	0
16)	D. Jones, NY-G (QB)	13	43	3.3	11	0
17)	*Gibbs, Det.	7	42	6.0	18	0
18)	A. Jones, G.B.	9	41	4.6	9	1
19)	R. White, T.B.	17	39	2.3	6	0
20)	Hurts, Phi. (QB)	9	37	4.1	14	0
21)	Mattison, Min.	11	34	3.1	9	0
22t)	Akers, LA-R	22	29	1.3	12	1
22t)	Brown, Ariz (WR)	1	29	29.0	29	0
24)	Herbert, Chi.	9	27	3.0	12	0
25)	Dowdle, Dal.	6	24	4.0	10	0
26)	Taylor, G.B.	5	22	4.4	10	0
27t)	*R. Johnson, Chi.	5	20	4.0	11	1
27t)	Purdy, S.F. (QB)	3	20	6.7	17	0
29)	Dillon, G.B.	13	19	1.5	7	0
30)	*Young, Car. (QB)	3	17	5.7	16	0

NFC / THIRD-AND-ONE RUSHING LEADERS

Rank	Player, Team	Att	FD	Pct
1t)	Barkley, NY-G	1	1	100.0
1t)	Breida, NY-G	1	1	100.0
1t)	Gainwell, Phi.	1	1	100.0
1t)	A. Jones, G.B.	1	1	100.0
1t)	Love, G.B.	1	1	100.0
1t)	Mattison, Min.	1	1	100.0
1t)	Montgomery, Det.	1	1	100.0
1t)	Pollard, Dal.	1	1	100.0
1t)	*Rodriguez, Was.	1	1	100.0
1t)	Sanders, Car.	1	1	100.0
1t)	Stafford, LA-R	1	1	100.0
1t)	K. Williams, LA-R	1	1	100.0
13t)	McCaffrey, S.F.	2	1	50.0
13t)	J. Williams, N.O.	2	1	50.0

WEEK 1 / THROUGH SUNDAY, SEPTEMBER 10, 2023**NFC / LEADERS IN RECEPTIONS**

Rank	Player, Team	Rec	Yards	Avg	Long	TD
1)	*Nacua, LA-R	10	119	11.9	21	0
2)	Jefferson, Min.	9	150	16.7	42	0
3t)	Aiyuk, S.F.	8	129	16.1	23	2
3t)	Olave, N.O.	8	112	14.0	45	0
3t)	Hockenson, Min. (TE)	8	35	4.4	14	0
6t)	A. Brown, Phi.	7	79	11.3	23	0
6t)	D. Smith, Phi.	7	47	6.7	13	1
8t)	Atwell, LA-R	6	119	19.8	44	0
8t)	St. Brown, Det.	6	71	11.8	21	1
8t)	Evans, T.B.	6	66	11.0	28t	1
8t)	*R. Johnson, Chi. (RB)	6	35	5.8	8	0
8t)	*Robinson, Atl. (RB)	6	27	4.5	17	1
8t)	Ertz, Ariz (TE)	6	21	3.5	6	0
14t)	Shaheed, N.O.	5	89	17.8	41	1
14t)	Thomas, N.O.	5	61	12.2	25	0
14t)	Samuel, S.F.	5	55	11.0	22	0
14t)	Samuel, Was.	5	54	10.8	32	0
14t)	Godwin, T.B.	5	51	10.2	16	0
14t)	Kmet, Chi. (TE)	5	44	8.8	15	0
14t)	Hurst, Car. (TE)	5	41	8.2	14	1
14t)	Dotson, Was.	5	40	8.0	14	0
14t)	*LaPorta, Det. (TE)	5	39	7.8	14	0
14t)	Conner, Ariz (RB)	5	8	1.6	11	0
24t)	J. Reynolds, Det.	4	80	20.0	33	0
24t)	Lamb, Dal.	4	77	19.3	49	0
24t)	*Addison, Min.	4	61	15.3	39t	1
24t)	Mooney, Chi.	4	53	13.3	23	1
24t)	Thomas, Was. (TE)	4	43	10.8	19	0
24t)	Doubs, G.B.	4	26	6.5	13	2
24t)	Sanders, Car. (RB)	4	26	6.5	11	0
24t)	Jefferson, LA-R	4	24	6.0	10	0
24t)	Gainwell, Phi. (RB)	4	20	5.0	8	0
24t)	Walker, Sea. (RB)	4	3	0.8	6	0

NFC / RECEIVING YARDAGE LEADERS

Rank	Player, Team	Yards	Rec	Avg	Long	TD
1)	Jefferson, Min.	150	9	16.7	42	0
2)	Aiyuk, S.F.	129	8	16.1	23	2
3t)	Atwell, LA-R	119	6	19.8	44	0
3t)	*Nacua, LA-R	119	10	11.9	21	0
5)	Olave, N.O.	112	8	14.0	45	0
6)	Shaheed, N.O.	89	5	17.8	41	1
7)	A. Jones, G.B. (RB)	86	2	43.0	51	1
8)	J. Reynolds, Det.	80	4	20.0	33	0
9)	A. Brown, Phi.	79	7	11.3	23	0
10)	Lamb, Dal.	77	4	19.3	49	0
11)	St. Brown, Det.	71	6	11.8	21	1
12)	Evans, T.B.	66	6	11.0	28t	1
13t)	*Addison, Min.	61	4	15.3	39t	1
13t)	Thomas, N.O.	61	5	12.2	25	0
15)	Samuel, S.F.	55	5	11.0	22	0
16)	Samuel, Was.	54	5	10.8	32	0
17)	Mooney, Chi.	53	4	13.3	23	1
18)	Godwin, T.B.	51	5	10.2	16	0
19)	*Musgrave, G.B. (TE)	50	3	16.7	37	0
20)	Higbee, LA-R (TE)	49	3	16.3	30	0
21)	*Reed, G.B.	48	2	24.0	30	0
22t)	Metcalf, Sea.	47	3	15.7	28	1
22t)	D. Smith, Phi.	47	7	6.7	13	1
24t)	Kmet, Chi. (TE)	44	5	8.8	15	0
24t)	Pitts, Atl. (TE)	44	2	22.0	34	0
26)	Thomas, Was. (TE)	43	4	10.8	19	0
27)	Hurst, Car. (TE)	41	5	8.2	14	1
28)	Dotson, Was.	40	5	8.0	14	0
29)	*LaPorta, Det. (TE)	39	5	7.8	14	0

WEEK 1 / THROUGH SUNDAY, SEPTEMBER 10, 2023**NFC / THIRD-DOWN RECEIVING LEADERS**

Rank	Player, Team	Rec	Yards	Avg	Long	TD
1)	*Robinson, Atl. (RB)	5	26	5.2	17	1
2t)	Aiyuk, S.F.	3	53	17.7	22	0
2t)	*Addison, Min.	3	52	17.3	39t	1
2t)	*Nacua, LA-R	3	38	12.7	21	0
5t)	Olave, N.O.	2	60	30.0	45	0
5t)	Shaheed, N.O.	2	60	30.0	41	1
5t)	Lamb, Dal.	2	58	29.0	49	0
5t)	Atwell, LA-R	2	55	27.5	44	0
5t)	*Reed, G.B.	2	48	24.0	30	0
5t)	J. Reynolds, Det.	2	26	13.0	18	0
5t)	Godwin, T.B.	2	25	12.5	14	0
5t)	Doubs, G.B.	2	21	10.5	13	1
5t)	Higbee, LA-R (TE)	2	19	9.5	12	0
5t)	Brown, Ariz	2	17	8.5	9	0
5t)	*Mingo, Car.	2	17	8.5	9	0
5t)	Hockenson, Min. (TE)	2	13	6.5	8	0
5t)	Slayton, NY-G	2	13	6.5	8	0
5t)	Ertz, Ariz (TE)	2	12	6.0	6	0
5t)	Pollard, Dal. (RB)	2	12	6.0	7	0
5t)	*R. Johnson, Chi. (RB)	2	11	5.5	6	0
5t)	A. Brown, Phi.	2	10	5.0	8	0
5t)	M. Jones, Det.	2	8	4.0	5	0
5t)	*Palmer, T.B.	2	8	4.0	7t	1

WEEK 1 / THROUGH SUNDAY, SEPTEMBER 10, 2023**NFC / LEADING SCORERS, NONKICKERS**

Rank	Player, Team	TD	Rush	Rec	Ret	X2	Pts
1t)	Aiyuk, S.F. (WR)	2	0	2	0	0	12
1t)	Allgeier, Atl. (RB)	2	2	0	0	0	12
1t)	Doubs, G.B. (WR)	2	0	2	0	0	12
1t)	A. Jones, G.B. (RB)	2	1	1	0	0	12
1t)	Pollard, Dal. (RB)	2	2	0	0	0	12
1t)	K. Williams, LA-R (RB)	2	2	0	0	0	12
7t)	*Addison, Min. (WR)	1	0	1	0	0	6
7t)	Akers, LA-R (RB)	1	1	0	0	0	6
7t)	Bland, Dal. (DB)	1	0	0	1	0	6
7t)	*Branch, Det. (DB)	1	0	0	1	0	6
7t)	Evans, T.B. (WR)	1	0	1	0	0	6
7t)	Howell, Was. (QB)	1	1	0	0	0	6
7t)	Hurst, Car. (TE)	1	0	1	0	0	6
7t)	Igbinoghene, Dal. (DB)	1	0	0	1	0	6
7t)	*R. Johnson, Chi. (RB)	1	1	0	0	0	6
7t)	Mattison, Min. (RB)	1	0	1	0	0	6
7t)	McCaffrey, S.F. (RB)	1	1	0	0	0	6
7t)	Metcalf, Sea. (WR)	1	0	1	0	0	6
7t)	Montgomery, Det. (RB)	1	1	0	0	0	6
7t)	Mooney, Chi. (WR)	1	0	1	0	0	6
7t)	*Palmer, T.B. (WR)	1	0	1	0	0	6
7t)	*Robinson, Atl. (RB)	1	0	1	0	0	6
7t)	Robinson, Was. (RB)	1	0	1	0	0	6
7t)	Shaheed, N.O. (WR)	1	0	1	0	0	6
7t)	Slay, Phi. (DB)	1	0	0	1	0	6
7t)	D. Smith, Phi. (WR)	1	0	1	0	0	6
7t)	St. Brown, Det. (WR)	1	0	1	0	0	6
7t)	C. Thomas, Ariz (LB)	1	0	0	1	0	6
7t)	Turpin, Dal. (WR)	1	1	0	0	0	6
7t)	Q. Walker, G.B. (LB)	1	0	0	1	0	6

NFC / LEADING SCORERS, KICKERS

Rank	Player, Team	PAT	FG	Pct	Long	Pts
1)	Elliott, Phi.	1/ 2	4/ 4	1.000	56	13
2t)	Maher, LA-R	3/ 3	3/ 5	.600	54	12
2t)	*Moody, S.F.	3/ 3	3/ 3	1.000	41	12
4t)	Aubrey, Dal.	4/ 5	2/ 2	1.000	38	10
4t)	*Grupe, N.O.	1/ 1	3/ 3	1.000	52	10
4t)	Prater, Ariz	1/ 1	3/ 3	1.000	54	10
7t)	*Carlson, G.B.	5/ 5	1/ 1	1.000	52	8
7t)	McLaughlin, T.B.	2/ 2	2/ 2	1.000	57	8
7t)	Slye, Was.	2/ 2	2/ 2	1.000	33	8
10)	Myers, Sea.	1/ 1	2/ 3	.667	42	7
11t)	Koo, Atl.	3/ 3	1/ 1	1.000	49	6
11t)	Santos, Chi.	0/ 0	2/ 2	1.000	47	6
13)	Joseph, Min.	2/ 2	1/ 1	1.000	25	5
14)	Pineiro, Car.	1/ 1	1/ 1	1.000	43	4
15)	Patterson, Det.	3/ 3	0/ 0	---	--	3
16)	Gano, NY-G	0/ 0	0/ 2	.000	--	0

NFC / TOUCHBACKS ON KICKOFFS

Rank	Player, Team	TB
1)	Aubrey, Dal.	8
2t)	Elliott, Phi.	5
2t)	*E. Evans, LA-R	5
2t)	*Grupe, N.O.	5
2t)	Pinion, Atl.	5
6t)	Camarda, T.B.	4
6t)	Fox, Det.	4
6t)	Prater, Ariz	4
6t)	Slye, Was.	4
6t)	Wishnowsky, S.F.	4
11t)	Joseph, Min.	3
11t)	Pineiro, Car.	3
13t)	*Carlson, G.B.	2
13t)	Myers, Sea.	2
13t)	Santos, Chi.	2
16)	Gano, NY-G	1

WEEK 1 / THROUGH SUNDAY, SEPTEMBER 10, 2023**NFC / MOST YARDS FROM SCRIMMAGE**

Rank	Player, Team	Total			Rushing			Receiving		
		Yards	Att+Rec	Avg	Yards	Att	Avg	Yards	Rec	Avg
1)	McCaffrey, S.F. (RB)	169	25	6.8	152	22	6.9	17	3	5.7
2)	Jefferson, Min. (WR)	150	9	16.7	0	0	---	150	9	16.7
3)	Aiyuk, S.F. (WR)	129	8	16.1	0	0	---	129	8	16.1
4)	A. Jones, G.B. (RB)	127	11	11.5	41	9	4.6	86	2	43.0
5t)	Atwell, LA-R (WR)	119	6	19.8	0	0	---	119	6	19.8
5t)	*Nacua, LA-R (WR)	119	10	11.9	0	0	---	119	10	11.9
7)	Olave, N.O. (WR)	112	8	14.0	0	0	---	112	8	14.0
8)	Shaheed, N.O. (WR)	100	7	14.3	11	2	5.5	89	5	17.8
9)	Sanders, Car. (RB)	98	22	4.5	72	18	4.0	26	4	6.5
10)	Allgeier, Atl. (RB)	94	18	5.2	75	15	5.0	19	3	6.3
11)	*Robinson, Atl. (RB)	83	16	5.2	56	10	5.6	27	6	4.5
12)	Pollard, Dal. (RB)	82	16	5.1	70	14	5.0	12	2	6.0
13)	J. Reynolds, Det. (WR)	80	4	20.0	0	0	---	80	4	20.0
14)	A. Brown, Phi. (WR)	79	7	11.3	0	0	---	79	7	11.3
15)	Lamb, Dal. (WR)	77	4	19.3	0	0	---	77	4	19.3
16t)	Gainwell, Phi. (RB)	74	18	4.1	54	14	3.9	20	4	5.0
16t)	Montgomery, Det. (RB)	74	21	3.5	74	21	3.5	0	0	---
18)	St. Brown, Det. (WR)	71	6	11.8	0	0	---	71	6	11.8
19)	Conner, Ariz (RB)	70	19	3.7	62	14	4.4	8	5	1.6
20)	Hubbard, Car. (RB)	69	11	6.3	60	9	6.7	9	2	4.5
21)	Walker, Sea. (RB)	67	16	4.2	64	12	5.3	3	4	0.8
22t)	Evans, T.B. (WR)	66	6	11.0	0	0	---	66	6	11.0
22t)	Robinson, Was. (RB)	66	20	3.3	59	19	3.1	7	1	7.0
24)	Herbert, Chi. (RB)	64	12	5.3	27	9	3.0	37	3	12.3
25t)	Barkley, NY-G (RB)	63	15	4.2	51	12	4.3	12	3	4.0
25t)	Samuel, S.F. (WR)	63	7	9.0	8	2	4.0	55	5	11.0
27t)	*Addison, Min. (WR)	61	4	15.3	0	0	---	61	4	15.3
27t)	Thomas, N.O. (WR)	61	5	12.2	0	0	---	61	5	12.2
29t)	*Gibbs, Det. (RB)	60	9	6.7	42	7	6.0	18	2	9.0
29t)	Samuel, Was. (WR)	60	6	10.0	6	1	6.0	54	5	10.8

NFC / LEADERS IN FIRST DOWNS

Rank	Player, Team	Rush	Rec	Tot
1t)	Aiyuk, S.F. (WR)	0	8	8
1t)	McCaffrey, S.F. (RB)	7	1	8
3t)	Allgeier, Atl. (RB)	5	1	6
3t)	Atwell, LA-R (WR)	0	6	6
3t)	Hubbard, Car. (RB)	6	0	6
3t)	*Nacua, LA-R (WR)	0	6	6
3t)	Olave, N.O. (WR)	0	6	6
3t)	Pollard, Dal. (RB)	5	1	6
3t)	Robinson, Was. (RB)	5	1	6
10t)	Jefferson, Min. (WR)	0	5	5
10t)	A. Jones, G.B. (RB)	3	2	5
12t)	Akers, LA-R (RB)	4	0	4
12t)	Barkley, NY-G (RB)	2	2	4
12t)	A. Brown, Phi. (WR)	0	4	4
12t)	Brown, Ariz (WR)	1	3	4
12t)	Conner, Ariz (RB)	3	1	4
12t)	Gainwell, Phi. (RB)	4	0	4
12t)	Godwin, T.B. (WR)	0	4	4
12t)	Herbert, Chi. (RB)	1	3	4
12t)	*R. Johnson, Chi. (RB)	3	1	4
12t)	Montgomery, Det. (RB)	4	0	4
12t)	J. Reynolds, Det. (WR)	0	4	4
12t)	*Robinson, Atl. (RB)	2	2	4
12t)	St. Brown, Det. (WR)	0	4	4
12t)	Walker, Sea. (RB)	3	1	4

WEEK 1 / THROUGH SUNDAY, SEPTEMBER 10, 2023**NFC / LEADING PUNTERS**

Rank	Player, Team	No	Yards	Lg	Avg	TB	Blk	Dwn	OB	Opp Ret	In Yds	Net 20	Avg
1)	Dickson, Sea.	4	236	73	59.0	2	0	0	1	1	7	0	47.3
2)	Camarda, T.B.	6	327	63	54.5	1	0	1	0	4	18	2	48.2
3)	Gillan, NY-G	3	160	62	53.3	0	0	1	0	2	17	0	47.7
4)	Hekker, Car.	5	266	69	53.2	0	0	1	1	2	4	1	52.4
5)	Gill, Chi.	4	212	54	53.0	0	0	0	1	3	54	1	39.5
6)	Wright, Min.	5	257	58	51.4	0	0	0	1	4	29	0	45.6
7)	Whelan, G.B.	5	249	68	49.8	2	0	0	0	2	16	1	38.6
8)	Siposs, Phi.	4	197	54	49.3	0	0	0	0	3	21	0	44.0
9)	Anger, Dal.	3	146	56	48.7	1	0	1	0	1	7	1	39.7
10)	*Hedley, N.O.	5	241	52	48.2	0	0	0	1	4	37	1	40.8
11)	Pinion, Atl.	7	337	60	48.1	0	0	1	2	3	14	3	46.1
12)	Cooney, Ariz	5	235	56	47.0	0	0	0	1	3	10	2	45.0
13)	Wishnowsky, S.F.	3	134	56	44.7	0	0	1	1	1	2	3	44.0
14)	Fox, Det.	5	222	61	44.4	0	0	1	0	3	16	3	41.2
15)	Way, Was.	6	266	59	44.3	0	0	1	0	4	24	3	40.3

NFC / LEADING PUNTERS, NET AVERAGE

Rank	Player, Team	No	Yards	Lg	Avg	TB	Blk	Dwn	OB	Opp Ret	In Yds	Net 20	Avg
1)	Hekker, Car.	5	266	69	53.2	0	0	1	1	2	4	1	52.4
2)	Camarda, T.B.	6	327	63	54.5	1	0	1	0	4	18	2	48.2
3)	Gillan, NY-G	3	160	62	53.3	0	0	1	0	2	17	0	47.7
4)	Dickson, Sea.	4	236	73	59.0	2	0	0	1	1	7	0	47.3
5)	Pinion, Atl.	7	337	60	48.1	0	0	1	2	3	14	3	46.1
6)	Wright, Min.	5	257	58	51.4	0	0	0	1	4	29	0	45.6
7)	Cooney, Ariz	5	235	56	47.0	0	0	0	1	3	10	2	45.0
8t)	Siposs, Phi.	4	197	54	49.3	0	0	0	0	3	21	0	44.0
8t)	Wishnowsky, S.F.	3	134	56	44.7	0	0	1	1	1	2	3	44.0
10)	Fox, Det.	5	222	61	44.4	0	0	1	0	3	16	3	41.2
11)	*Hedley, N.O.	5	241	52	48.2	0	0	0	1	4	37	1	40.8
12)	Way, Was.	6	266	59	44.3	0	0	1	0	4	24	3	40.3
13)	Anger, Dal.	3	146	56	48.7	1	0	1	0	1	7	1	39.7
14)	Gill, Chi.	4	212	54	53.0	0	0	0	1	3	54	1	39.5
15)	Whelan, G.B.	5	249	68	49.8	2	0	0	0	2	16	1	38.6

NFC / PUNT RETURN LEADERS

Rank	Player, Team	Ret	FC	Yards	Avg	Long	TD
1)	*Reed, G.B.	3	0	54	18.0	35	0
2)	Covey, Phi.	2	1	30	15.0	25	0
3)	McCloud, S.F.	3	1	41	13.7	19	0
4)	Turpin, Dal.	2	0	17	8.5	10	0
5)	T. Taylor, Chi.	2	1	16	8.0	8	0
6)	Thompkins, T.B.	4	0	29	7.3	16	0
7)	Dortch, Ariz	4	1	24	6.0	13	0
8)	Smith-Marsette, Car.	3	1	14	4.7	13	0
9)	Powell, Min.	4	0	18	4.5	7	0
10)	Crowder, Was.	3	1	10	3.3	5	0
11)	Shaheed, N.O.	2	0	6	3.0	6	0

NFC / KICKOFF RETURN LEADERS

Rank	Player, Team	Ret	Yards	Avg	Long	TD
1)	Nixon, G.B.	2	55	27.5	28	0
2)	Shaheed, N.O.	5	110	22.0	27	0
3)	*Scott, Chi.	4	84	21.0	33	0

WEEK 1 / THROUGH SUNDAY, SEPTEMBER 10, 2023**NFC / LEADERS IN INTERCEPTIONS**

Rank	Player, Team	Int	Yards	Avg	Long	TD
1)	Bates, Atl.	2	3	1.5	3	0
2t)	Slay, Phi.	1	70	70.0	70t	1
2t)	*Branch, Det.	1	50	50.0	50t	1
2t)	Q. Walker, G.B.	1	37	37.0	37t	1
2t)	Hufanga, S.F.	1	28	28.0	28	0
2t)	Bland, Dal.	1	22	22.0	22t	1
2t)	*Izien, T.B.	1	14	14.0	14	0
2t)	Ward, S.F.	1	9	9.0	9	0
2t)	Maye, N.O.	1	5	5.0	5	0
2t)	Collins, Ariz	1	1	1.0	1	0
2t)	Adebo, N.O.	1	0	0.0	0	0
2t)	Gilmore, Dal.	1	0	0.0	0	0
2t)	Lattimore, N.O.	1	0	0.0	0	0

NFC / LEADERS IN SACKS

Rank	Player, Team	Sacks
1)	Jackson, S.F. (DE)	3.0
2t)	Armstrong, Dal. (DE)	2.0
2t)	Gardeck, Ariz (LB)	2.0
2t)	Odighizuwa, Dal. (DT)	2.0
5t)	Burns, Car. (LB)	1.5
5t)	Granderson, N.O. (DE)	1.5
5t)	Sweat, Was. (DE)	1.5
5t)	Wyatt, G.B. (DT)	1.5
9t)	J. Allen, Was. (DE)	1.0
9t)	*Brooks, G.B. (DT)	1.0
9t)	Der. Brown, Car. (DT)	1.0
9t)	*Carter, Phi. (DT)	1.0
9t)	Carter, Atl. (LB)	1.0
9t)	Dimukeje, Ariz (LB)	1.0
9t)	Fotu, Ariz (DT)	1.0
9t)	Golston, Dal. (DE)	1.0
9t)	Hargrave, S.F. (NT)	1.0
9t)	Hunter, Min. (LB)	1.0
9t)	Hyder, S.F. (DE)	1.0
9t)	Lawrence, Dal. (DE)	1.0
9t)	Ledbetter, Ariz (DE)	1.0
9t)	Luvu, Car. (LB)	1.0
9t)	Nelson, T.B. (LB)	1.0
9t)	Ngakoue, Chi. (DE)	1.0
9t)	Parsons, Dal. (LB)	1.0
9t)	*Van Ness, G.B. (LB)	1.0
9t)	Watkins, Ariz (DE)	1.0
9t)	Winfield, T.B. (DB)	1.0
29t)	Andersen, Atl. (LB)	0.5
29t)	Anderson, Was. (DT)	0.5
29t)	*Bresee, N.O. (DT)	0.5
29t)	Clark, G.B. (NT)	0.5
29t)	Davis, Phi. (DT)	0.5
29t)	Donald, LA-R (DL)	0.5
29t)	Hoecht, LA-R (LB)	0.5
29t)	Jarrett, Atl. (DT)	0.5
29t)	Jordan, N.O. (DE)	0.5
29t)	Sweat, Phi. (DE)	0.5
29t)	*Turner, LA-R (DT)	0.5
29t)	Tuttle, Car. (DT)	0.5
29t)	Werner, N.O. (LB)	0.5
29t)	*Young, LA-R (LB)	0.5

WEEK 1 / THROUGH SUNDAY, SEPTEMBER 10, 2023**NFC / FUMBLE RECOVERIES**

Rank	Player, Team	TotRec	OffRec	DefRec
1)	D. Jones, NY-G	2	2	0
2t)	Anderson, Was.	1	0	1
2t)	Biadasz, Dal.	1	1	0
2t)	Campbell, NY-G	1	1	0
2t)	Carter, Atl.	1	0	1
2t)	*Clifford, G.B.	1	1	0
2t)	Collins, Ariz	1	0	1
2t)	Cunningham, Phi.	1	0	1
2t)	Dobbs, Ariz	1	1	0
2t)	Douglas, G.B.	1	0	1
2t)	Glowinski, NY-G	1	1	0
2t)	Goff, Det.	1	1	0
2t)	Love, G.B.	1	1	0
2t)	McCaffrey, S.F.	1	1	0
2t)	Mukuamu, Dal.	1	0	1
2t)	Payne, Was.	1	0	1
2t)	Purdy, S.F.	1	1	0
2t)	Ridder, Atl.	1	1	0
2t)	C. Thomas, Ariz	1	0	1
2t)	Tryon-Shoyinka, T.B.	1	0	1
2t)	J. Williams, N.O.	1	1	0
2t)	Winfield, T.B.	1	0	1
2t)	*Young, Car.	1	1	0

NFC / OFFENSIVE FUMBLE RECOVERIES

Rank	Player, Team	Ret	Yards	Avg	Long	TD
1)	D. Jones, NY-G	2	0	0.0	0	0
2t)	Biadasz, Dal.	1	0	0.0	0	0
2t)	*Clifford, G.B.	1	0	0.0	0	0
2t)	Dobbs, Ariz	1	0	0.0	0	0
2t)	Glowinski, NY-G	1	0	0.0	0	0
2t)	Goff, Det.	1	0	0.0	0	0
2t)	Love, G.B.	1	0	0.0	0	0
2t)	McCaffrey, S.F.	1	0	0.0	0	0
2t)	Purdy, S.F.	1	0	0.0	0	0
2t)	Ridder, Atl.	1	0	0.0	0	0
2t)	J. Williams, N.O.	1	0	0.0	0	0
2t)	*Young, Car.	1	0	0.0	0	0
2t)	Campbell, NY-G	1	-2	-2.0	-2	0

NFC / DEFENSIVE FUMBLE RECOVERIES

Rank	Player, Team	Ret	Yards	Avg	Long	TD
1t)	C. Thomas, Ariz	1	2	2.0	2t	1
1t)	Tryon-Shoyinka, T.B.	1	1	1.0	1	0
1t)	Anderson, Was.	1	0	0.0	0	0
1t)	Carter, Atl.	1	0	0.0	0	0
1t)	Collins, Ariz	1	0	0.0	0	0
1t)	Cunningham, Phi.	1	0	0.0	0	0
1t)	Douglas, G.B.	1	0	0.0	0	0
1t)	Payne, Was.	1	0	0.0	0	0
1t)	Winfield, T.B.	1	0	0.0	0	0
1t)	Mukuamu, Dal.	1	-3	-3.0	-3	0

WEEK 1 / THROUGH SUNDAY, SEPTEMBER 10, 2023

NFL / LEADING PASSERS

Player, Team	Att	Comp	Pct		Avg			Pct			Pct Rating	
			Comp	Yds	Gain	TD	TD	Long	Int	Int	Points	
Love, G.B.	27	15	55.6	245	9.07	3	11.1	51	0	0.0	123.2	
Ridder, Atl.	18	15	83.3	115	6.39	1	5.6	34	0	0.0	111.8	
Purdy, S.F.	29	19	65.5	220	7.59	2	6.9	23	0	0.0	111.3	
Tagovailoa, Mia.	45	28	62.2	466	10.36	3	6.7	47	1	2.2	110.0	
R. Wilson, Den.	34	27	79.4	177	5.21	2	5.9	21	0	0.0	108.0	
Garoppolo, L.V.	26	20	76.9	200	7.69	2	7.7	21	1	3.8	107.9	
Lawrence, Jac.	32	24	75.0	241	7.53	2	6.3	29	1	3.1	103.8	
Cousins, Min.	44	33	75.0	344	7.82	2	4.5	42	1	2.3	102.8	
Herbert, LA-C	33	23	69.7	228	6.91	1	3.0	36	0	0.0	99.1	
Carr, N.O.	33	23	69.7	305	9.24	1	3.0	45	1	3.0	96.1	
Mayfield, T.B.	34	21	61.8	173	5.09	2	5.9	28t	0	0.0	94.4	
Goff, Det.	35	22	62.9	253	7.23	1	2.9	33	0	0.0	94.1	
Stafford, LA-R	38	24	63.2	334	8.79	0	0.0	44	0	0.0	91.3	
Mac Jones, N.E.	54	35	64.8	316	5.85	3	5.6	32	1	1.9	91.3	
Hurts, Phi.	33	22	66.7	170	5.15	1	3.0	23	0	0.0	89.2	
G. Smith, Sea.	26	16	61.5	112	4.31	1	3.8	28	0	0.0	84.1	
Jackson, Bal.	22	17	77.3	169	7.68	0	0.0	29	1	4.5	79.5	
*Richardson, Ind.	37	24	64.9	223	6.03	1	2.7	39t	1	2.7	79.0	
Dobbs, Ariz	30	21	70.0	132	4.40	0	0.0	31	0	0.0	78.8	
Fields, Chi.	37	24	64.9	216	5.84	1	2.7	23	1	2.7	78.2	
*Stroud, Hou.	44	28	63.6	242	5.50	0	0.0	26	0	0.0	78.0	
Howell, Was.	31	19	61.3	202	6.52	1	3.2	32	1	3.2	77.6	
Mahomes, K.C.	39	21	53.8	226	5.79	2	5.1	34	1	2.6	77.5	
Prescott, Dal.	24	13	54.2	143	5.96	0	0.0	49	0	0.0	72.0	
Pickett, Pit.	46	31	67.4	232	5.04	1	2.2	31	2	4.3	68.4	
Watson, Cle.	29	16	55.2	154	5.31	1	3.4	33	1	3.4	67.3	
Burrow, Cin.	31	14	45.2	82	2.65	0	0.0	12	0	0.0	52.2	
*Young, Car.	38	20	52.6	146	3.84	1	2.6	14	2	5.3	48.8	
D. Jones, NY-G	28	15	53.6	104	3.71	0	0.0	24	2	7.1	32.4	
Tannehill, Ten.	34	16	47.1	198	5.82	0	0.0	46	3	8.8	28.8	

NFL / LEADING PASSERS, RANKS

Player, Team	Att	Comp	Pct		Avg			Pct			Pct Rating	
			Comp	Yds	Gain	TD	TD	Long	Int	Int	Points	
Love, G.B.	25	26t	23	7	3	1t	1		1t	1t	1	
Ridder, Atl.	30	26t	1	27	13	11t	8t		1t	1t	2	
Purdy, S.F.	22t	20t	12	14	8	4t	3		1t	1t	3	
Tagovailoa, Mia.	3	4t	19	1	1	1t	4		15t	16	4	
R. Wilson, Den.	12t	6	2	19	22	4t	6t		1t	1t	5	
Garoppolo, L.V.	26t	18t	4	17	6	4t	2		15t	25	6	
Lawrence, Jac.	18	7t	5t	9	9	4t	5		15t	22	7	
Cousins, Min.	4t	2	5t	2	5	4t	11		15t	17	8	
Herbert, LA-C	15t	11t	8t	11	11	11t	15t		1t	1t	9	
Carr, N.O.	15t	11t	8t	5	2	11t	15t		15t	21	10	
Mayfield, T.B.	12t	15t	20	20	24	4t	6t		1t	1t	11	
Goff, Det.	11	13t	18	6	10	11t	18		1t	1t	12	
Stafford, LA-R	7t	7t	17	3	4	23t	23t		1t	1t	13	
Mac Jones, N.E.	1	1	15	4	16	1t	8t		15t	15	14	
Hurts, Phi.	15t	13t	11	21	23	11t	15t		1t	1t	15	
G. Smith, Sea.	26t	23t	21	28	27	11t	12		1t	1t	16	
Jackson, Bal.	29	22	3	22	7	23t	23t		15t	27	17	
*Richardson, Ind.	9t	7t	13t	13	14	11t	19t		15t	19t	18	
Dobbs, Ariz	21	15t	7	26	26	23t	23t		1t	1t	19	
Fields, Chi.	9t	7t	13t	15	17	11t	19t		15t	19t	20	
*Stroud, Hou.	4t	4t	16	8	20	23t	23t		1t	1t	21	
Howell, Was.	19t	20t	22	16	12	11t	14		15t	23	22	
Mahomes, K.C.	6	15t	26	12	19	4t	10		15t	18	23	
Prescott, Dal.	28	30	25	25	15	23t	23t		1t	1t	24	
Pickett, Pit.	2	3	10	10	25	11t	22		27t	26	25	
Watson, Cle.	22t	23t	24	23	21	11t	13		15t	24	26	
Burrow, Cin.	19t	29	30	30	30	23t	23t		1t	1t	27	
*Young, Car.	7t	18t	28	24	28	11t	21		27t	28	28	
D. Jones, NY-G	24	26t	27	29	29	23t	23t		27t	29	29	
Tannehill, Ten.	12t	23t	29	18	18	23t	23t		30	30	30	

WEEK 1 / THROUGH SUNDAY, SEPTEMBER 10, 2023

NFL / FOURTH-QUARTER PASSING LEADERS

Rank	Player, Team	Att	Comp	Comp%	Yards	YPA	TD	TD%	Int	Int%	Rating
1)	Love, G.B.	5	4	80.0	71	14.20	1	20.0	0	0.0	158.3
2)	Garoppolo, L.V.	7	6	85.7	72	10.29	1	14.3	0	0.0	149.1
3)	Watson, Cle.	4	4	100.0	32	8.00	1	25.0	0	0.0	139.6
4t)	Carr, N.O.	6	5	83.3	79	13.17	0	0.0	0	0.0	118.8
4t)	Ridder, Atl.	4	4	100.0	62	15.50	0	0.0	0	0.0	118.8
6)	Goff, Det.	4	3	75.0	59	14.75	0	0.0	0	0.0	116.7
7)	Tagovailoa, Mia.	14	9	64.3	124	8.86	1	7.1	0	0.0	116.4
8)	Cousins, Min.	8	5	62.5	10	1.25	1	12.5	0	0.0	106.3
9)	Jackson, Bal.	4	4	100.0	37	9.25	0	0.0	0	0.0	105.2
10)	Lawrence, Jac.	5	4	80.0	38	7.60	0	0.0	0	0.0	98.3
11)	D. Jones, NY-G	7	6	85.7	45	6.43	0	0.0	0	0.0	93.5
12)	Mac Jones, N.E.	21	12	57.1	139	6.62	1	4.8	0	0.0	93.2
13)	Mayfield, T.B.	9	7	77.8	52	5.78	0	0.0	0	0.0	90.7
14)	Herbert, LA-C	9	6	66.7	68	7.56	0	0.0	0	0.0	89.1
15)	Stafford, LA-R	10	6	60.0	78	7.80	0	0.0	0	0.0	84.6
16)	Dobbs, Ariz	8	6	75.0	19	2.38	0	0.0	0	0.0	77.1
17)	Tannehill, Ten.	13	7	53.8	90	6.92	0	0.0	0	0.0	75.8
18)	*Stroud, Hou.	15	9	60.0	84	5.60	0	0.0	0	0.0	75.4
19t)	Pickett, Pit.	14	12	85.7	121	8.64	0	0.0	1	7.1	72.9
19t)	R. Wilson, Den.	10	7	70.0	25	2.50	0	0.0	0	0.0	72.9
21)	Hurts, Phi.	10	5	50.0	66	6.60	0	0.0	0	0.0	71.3
22)	Prescott, Dal.	4	2	50.0	26	6.50	0	0.0	0	0.0	70.8
23t)	Burrow, Cin.	6	3	50.0	11	1.83	0	0.0	0	0.0	56.3
23t)	G. Smith, Sea.	4	2	50.0	10	2.50	0	0.0	0	0.0	56.3
25)	Purdy, S.F.	4	1	25.0	22	5.50	0	0.0	0	0.0	50.0
26)	*Young, Car.	15	5	33.3	41	2.73	0	0.0	0	0.0	42.4
27)	Mahomes, K.C.	7	2	28.6	13	1.86	0	0.0	0	0.0	39.6
28)	Fields, Chi.	18	9	50.0	72	4.00	0	0.0	1	5.6	37.3
29)	*Richardson, Ind.	14	7	50.0	59	4.21	0	0.0	1	7.1	31.5

NFL / THIRD-DOWN PASSING LEADERS

Rank	Player, Team	Att	Comp	Comp%	Yards	YPA	TD	TD%	Int	Int%	Rating
1)	Love, G.B.	9	7	77.8	106	11.78	1	11.1	0	0.0	152.8
2)	Ridder, Atl.	7	7	100.0	42	6.00	1	14.3	0	0.0	131.3
3)	Herbert, LA-C	7	5	71.4	49	7.00	1	14.3	0	0.0	130.4
4)	Mayfield, T.B.	10	8	80.0	60	6.00	1	10.0	0	0.0	125.0
5)	Cousins, Min.	11	7	63.6	93	8.45	1	9.1	0	0.0	120.6
6t)	Goff, Det.	10	6	60.0	47	4.70	1	10.0	0	0.0	105.0
6t)	Howell, Was.	5	5	100.0	46	9.20	0	0.0	0	0.0	105.0
8)	R. Wilson, Den.	7	6	85.7	63	9.00	0	0.0	0	0.0	104.2
9)	Stafford, LA-R	12	8	66.7	122	10.17	0	0.0	0	0.0	100.0
10)	Lawrence, Jac.	6	3	50.0	23	3.83	1	16.7	0	0.0	99.3
11)	*Stroud, Hou.	16	13	81.3	124	7.75	0	0.0	0	0.0	99.0
12)	Prescott, Dal.	8	5	62.5	77	9.63	0	0.0	0	0.0	94.3
13)	Tagovailoa, Mia.	9	5	55.6	86	9.56	1	11.1	1	11.1	85.6
14)	Carr, N.O.	12	6	50.0	137	11.42	1	8.3	1	8.3	84.4
15)	*Richardson, Ind.	8	6	75.0	33	4.13	0	0.0	0	0.0	81.8
16)	Purdy, S.F.	9	5	55.6	62	6.89	0	0.0	0	0.0	77.1
17)	Garoppolo, L.V.	6	4	66.7	27	4.50	1	16.7	1	16.7	76.4
18)	Burrow, Cin.	11	7	63.6	38	3.45	0	0.0	0	0.0	69.5
19)	Hurts, Phi.	5	3	60.0	12	2.40	0	0.0	0	0.0	64.6
20)	Dobbs, Ariz	9	5	55.6	30	3.33	0	0.0	0	0.0	62.3
21)	Jackson, Bal.	10	7	70.0	96	9.60	0	0.0	1	10.0	60.8
22)	Watson, Cle.	8	4	50.0	29	3.63	0	0.0	0	0.0	58.9
23)	Mahomes, K.C.	11	5	45.5	66	6.00	1	9.1	1	9.1	57.4
24)	G. Smith, Sea.	8	2	25.0	33	4.13	0	0.0	0	0.0	44.3
25)	D. Jones, NY-G	7	5	71.4	37	5.29	0	0.0	1	14.3	44.0
26)	*Young, Car.	10	6	60.0	58	5.80	0	0.0	1	10.0	36.7
27)	Mac Jones, N.E.	13	7	53.8	48	3.69	0	0.0	1	7.7	30.3
28)	Tannehill, Ten.	10	4	40.0	46	4.60	0	0.0	2	20.0	15.0
29)	Pickett, Pit.	10	4	40.0	45	4.50	0	0.0	1	10.0	14.6
30)	Fields, Chi.	7	3	42.9	20	2.86	0	0.0	1	14.3	10.7

WEEK 1 / THROUGH SUNDAY, SEPTEMBER 10, 2023**NFL / LEADING RUSHERS**

Rank	Player, Team	Att	Yards	Avg	Long	TD
1)	McCaffrey, S.F.	22	152	6.9	65t	1
2)	Ekeler, LA-C	16	117	7.3	55	1
3)	Chubb, Cle.	18	106	5.9	17	0
4)	Kelley, LA-C	16	91	5.7	14	1
5)	Etienne, Jac.	18	77	4.3	26t	1
6)	Allgeier, Atl.	15	75	5.0	22	2
7)	Montgomery, Det.	21	74	3.5	8t	1
8)	Sanders, Car.	18	72	4.0	10	0
9)	Pollard, Dal.	14	70	5.0	25	2
10)	Walker, Sea.	12	64	5.3	15	0
11)	Henry, Ten.	15	63	4.2	18	0
12)	Conner, Ariz	14	62	4.4	12	0
13)	Hubbard, Car.	9	60	6.7	21	0
14t)	Fields, Chi. (QB)	9	59	6.6	10	0
14t)	Robinson, Was.	19	59	3.1	7	0
16t)	Mixon, Cin.	13	56	4.3	22	0
16t)	*Robinson, Atl.	10	56	5.6	21	0
18)	Gainwell, Phi.	14	54	3.9	16	0
19t)	J. Williams, Den.	13	52	4.0	11	0
19t)	K. Williams, LA-R	15	52	3.5	9	2
21)	Barkley, NY-G	12	51	4.3	18	0
22)	Jacobs, L.V.	19	48	2.5	7	0
23t)	Mahomes, K.C. (QB)	6	45	7.5	16	0
23t)	Watson, Cle. (QB)	5	45	9.0	13t	1
23t)	J. Williams, N.O.	18	45	2.5	11	0
26)	D. Jones, NY-G (QB)	13	43	3.3	11	0

NFL / THIRD-AND-ONE RUSHING LEADERS

Rank	Player, Team	Att	FD	Pct
1t)	Harris, Pit.	2	2	100.0
1t)	Kelley, LA-C	2	2	100.0
1t)	Barkley, NY-G	1	1	100.0
1t)	*Bigsby, Jac.	1	1	100.0
1t)	Breida, NY-G	1	1	100.0
1t)	Ekeler, LA-C	1	1	100.0
1t)	Elliott, N.E.	1	1	100.0
1t)	Gainwell, Phi.	1	1	100.0
1t)	Jackson, Bal.	1	1	100.0
1t)	A. Jones, G.B.	1	1	100.0
1t)	Lawrence, Jac.	1	1	100.0
1t)	Love, G.B.	1	1	100.0
1t)	Mattison, Min.	1	1	100.0
1t)	Montgomery, Det.	1	1	100.0
1t)	Pollard, Dal.	1	1	100.0
1t)	*Rodriguez, Was.	1	1	100.0
1t)	Sanders, Car.	1	1	100.0
1t)	Stafford, LA-R	1	1	100.0
1t)	Stevenson, N.E.	1	1	100.0
1t)	K. Williams, LA-R	1	1	100.0
21t)	McCaffrey, S.F.	2	1	50.0
21t)	J. Williams, N.O.	2	1	50.0

WEEK 1 / THROUGH SUNDAY, SEPTEMBER 10, 2023**NFL / LEADERS IN RECEPTIONS**

Rank	Player, Team	Rec	Yards	Avg	Long	TD
1)	T. Hill, Mia.	11	215	19.5	47	2
2)	*Nacua, LA-R	10	119	11.9	21	0
3t)	Jefferson, Min.	9	150	16.7	42	0
3t)	Meyers, L.V.	9	81	9.0	21	2
3t)	*Flowers, Bal.	9	78	8.7	21	0
6t)	Aiyuk, S.F.	8	129	16.1	23	2
6t)	Olave, N.O.	8	112	14.0	45	0
6t)	Ridley, Jac.	8	101	12.6	29	1
6t)	Pittman, Ind.	8	97	12.1	39t	1
6t)	Hockenson, Min. (TE)	8	35	4.4	14	0
11t)	A. Brown, Phi.	7	79	11.3	23	0
11t)	Hopkins, Ten.	7	65	9.3	16	0
11t)	D. Smith, Phi.	7	47	6.7	13	1
14t)	Atwell, LA-R	6	119	19.8	44	0
14t)	N. Collins, Hou.	6	80	13.3	26	0
14t)	K. Allen, LA-C	6	76	12.7	36	0
14t)	St. Brown, Det.	6	71	11.8	21	1
14t)	Adams, L.V.	6	66	11.0	18	0
14t)	Evans, T.B.	6	66	11.0	28t	1
14t)	Bourne, N.E.	6	64	10.7	19t	2
14t)	Stevenson, N.E. (RB)	6	64	10.7	32	0
14t)	Woods, Hou.	6	57	9.5	19	0
14t)	Austin, Pit.	6	37	6.2	13	0
14t)	*R. Johnson, Chi. (RB)	6	35	5.8	8	0
14t)	*Robinson, Atl. (RB)	6	27	4.5	17	1
14t)	Ertz, Ariz (TE)	6	21	3.5	6	0

NFL / RECEIVING YARDAGE LEADERS

Rank	Player, Team	Yards	Rec	Avg	Long	TD
1)	T. Hill, Mia.	215	11	19.5	47	2
2)	Jefferson, Min.	150	9	16.7	42	0
3)	Aiyuk, S.F.	129	8	16.1	23	2
4t)	Atwell, LA-R	119	6	19.8	44	0
4t)	*Nacua, LA-R	119	10	11.9	21	0
6)	Olave, N.O.	112	8	14.0	45	0
7)	Ridley, Jac.	101	8	12.6	29	1
8)	Pittman, Ind.	97	8	12.1	39t	1
9)	Shaheed, N.O.	89	5	17.8	41	1
10)	A. Jones, G.B. (RB)	86	2	43.0	51	1
11)	Meyers, L.V.	81	9	9.0	21	2
12t)	N. Collins, Hou.	80	6	13.3	26	0
12t)	J. Reynolds, Det.	80	4	20.0	33	0
14)	A. Brown, Phi.	79	7	11.3	23	0
15t)	*Flowers, Bal.	78	9	8.7	21	0
15t)	Waddle, Mia.	78	4	19.5	35	0
17)	Lamb, Dal.	77	4	19.3	49	0
18)	K. Allen, LA-C	76	6	12.7	36	0
19)	St. Brown, Det.	71	6	11.8	21	1
20t)	Adams, L.V.	66	6	11.0	18	0
20t)	Evans, T.B.	66	6	11.0	28t	1
22)	Hopkins, Ten.	65	7	9.3	16	0
23t)	Bourne, N.E.	64	6	10.7	19t	2
23t)	A. Robinson, Pit.	64	5	12.8	31	0
23t)	Stevenson, N.E. (RB)	64	6	10.7	32	0
26t)	*Addison, Min.	61	4	15.3	39t	1
26t)	Thomas, N.O.	61	5	12.2	25	0
28)	Westbrook-Ikhine, Ten.	58	4	14.5	24	0

WEEK 1 / THROUGH SUNDAY, SEPTEMBER 10, 2023**NFL / THIRD-DOWN RECEIVING LEADERS**

Rank	Player, Team	Rec	Yards	Avg	Long	TD
1t)	*Flowers, Bal.	5	59	11.8	21	0
1t)	*Robinson, Atl. (RB)	5	26	5.2	17	1
3)	Woods, Hou.	4	31	7.8	13	0
4t)	N. Collins, Hou.	3	55	18.3	26	0
4t)	Aiyuk, S.F.	3	53	17.7	22	0
4t)	*Addison, Min.	3	52	17.3	39t	1
4t)	*Nacua, LA-R	3	38	12.7	21	0
4t)	Pittman, Ind.	3	22	7.3	9	0
4t)	I. Smith, Cin. (TE)	3	17	5.7	8	0
4t)	Meyers, L.V.	3	15	5.0	7	1
11t)	Olave, N.O.	2	60	30.0	45	0
11t)	Shaheed, N.O.	2	60	30.0	41	1
11t)	Lamb, Dal.	2	58	29.0	49	0
11t)	Atwell, LA-R	2	55	27.5	44	0
11t)	T. Hill, Mia.	2	51	25.5	47	1
11t)	*Reed, G.B.	2	48	24.0	30	0
11t)	M. Williams, LA-C	2	41	20.5	24	0
11t)	Beckham, Bal.	2	37	18.5	29	0
11t)	Berrios, Mia.	2	27	13.5	16	0
11t)	J. Reynolds, Det.	2	26	13.0	18	0
11t)	Godwin, T.B.	2	25	12.5	14	0
11t)	Westbrook-Ikhine, Ten.	2	24	12.0	21	0
11t)	*Dell, Hou.	2	23	11.5	13	0
11t)	Trautman, Den. (TE)	2	23	11.5	15	0
11t)	Hopkins, Ten.	2	22	11.0	16	0
11t)	Doubs, G.B.	2	21	10.5	13	1
11t)	Higbee, LA-R (TE)	2	19	9.5	12	0
11t)	Brown, Ariz	2	17	8.5	9	0
11t)	*Mingo, Car.	2	17	8.5	9	0
11t)	Chase, Cin.	2	16	8.0	12	0
11t)	Etienne, Jac. (RB)	2	14	7.0	10	0
11t)	Hockenson, Min. (TE)	2	13	6.5	8	0
11t)	Slayton, NY-G	2	13	6.5	8	0
11t)	Ertz, Ariz (TE)	2	12	6.0	6	0
11t)	Pollard, Dal. (RB)	2	12	6.0	7	0
11t)	*R. Johnson, Chi. (RB)	2	11	5.5	6	0
11t)	A. Brown, Phi.	2	10	5.0	8	0
11t)	Pierce, Hou. (RB)	2	9	4.5	9	0
11t)	M. Jones, Det.	2	8	4.0	5	0
11t)	*Palmer, T.B.	2	8	4.0	7t	1
11t)	Jackson, Ind. (RB)	2	4	2.0	7	0
11t)	Stevenson, N.E. (RB)	2	4	2.0	2	0

WEEK 1 / THROUGH SUNDAY, SEPTEMBER 10, 2023**NFL / LEADING SCORERS, NONKICKERS**

Rank	Player, Team	TD	Rush	Rec	Ret	X2	Pts
1t)	Aiyuk, S.F. (WR)	2	0	2	0	0	12
1t)	Allgeier, Atl. (RB)	2	2	0	0	0	12
1t)	Bourne, N.E. (WR)	2	0	2	0	0	12
1t)	Doubs, G.B. (WR)	2	0	2	0	0	12
1t)	Hill, Bal. (RB)	2	2	0	0	0	12
1t)	T. Hill, Mia. (WR)	2	0	2	0	0	12
1t)	A. Jones, G.B. (RB)	2	1	1	0	0	12
1t)	Meyers, L.V. (WR)	2	0	2	0	0	12
1t)	Pollard, Dal. (RB)	2	2	0	0	0	12
1t)	K. Williams, LA-R (RB)	2	2	0	0	0	12
1l)	Watson, Cle. (QB)	1	1	0	0	1	8

NFL / LEADING SCORERS, KICKERS

Rank	Player, Team	PAT	FG	Pct	Long	Pts
1)	Folk, Ten.	0/ 0	5/ 5	1.000	50	15
2)	Elliott, Phi.	1/ 2	4/ 4	1.000	56	13
3t)	Maher, LA-R	3/ 3	3/ 5	.600	54	12
3t)	*Moody, S.F.	3/ 3	3/ 3	1.000	41	12
3t)	J. Sanders, Mia.	3/ 4	3/ 3	1.000	45	12
6t)	Aubrey, Dal.	4/ 5	2/ 2	1.000	38	10
6t)	Dicker, LA-C	4/ 4	2/ 2	1.000	50	10
6t)	*Grupe, N.O.	1/ 1	3/ 3	1.000	52	10
6t)	Hopkins, Cle.	1/ 1	3/ 3	1.000	43	10
6t)	Prater, Ariz	1/ 1	3/ 3	1.000	54	10
1l)	Fairbairn, Hou.	0/ 0	3/ 3	1.000	38	9
12t)	Butker, K.C.	2/ 2	2/ 2	1.000	39	8
12t)	*Carlson, G.B.	5/ 5	1/ 1	1.000	52	8
12t)	McLaughlin, T.B.	2/ 2	2/ 2	1.000	57	8
12t)	Slye, Was.	2/ 2	2/ 2	1.000	33	8
16t)	McManus, Jac.	4/ 4	1/ 1	1.000	45	7
16t)	Myers, Sea.	1/ 1	2/ 3	.667	42	7
18t)	Koo, Atl.	3/ 3	1/ 1	1.000	49	6
18t)	Santos, Chi.	0/ 0	2/ 2	1.000	47	6
20t)	Carlson, L.V.	2/ 2	1/ 1	1.000	24	5
20t)	Joseph, Min.	2/ 2	1/ 1	1.000	25	5
20t)	Tucker, Bal.	2/ 2	1/ 1	1.000	39	5
23t)	Lutz, Den.	1/ 2	1/ 2	.500	24	4
23t)	Pineiro, Car.	1/ 1	1/ 1	1.000	43	4
25t)	Gay, Ind.	3/ 3	0/ 0	---	--	3
25t)	McPherson, Cin.	0/ 0	1/ 2	.500	42	3
25t)	Patterson, Det.	3/ 3	0/ 0	---	--	3
28)	*Ryland, N.E.	2/ 2	0/ 0	---	--	2
29)	Boswell, Pit.	1/ 1	0/ 0	---	--	1
30)	Gano, NY-G	0/ 0	0/ 2	.000	--	0

NFL / TOUCHBACKS ON KICKOFFS

Rank	Player, Team	TB
1)	Aubrey, Dal.	8
2t)	Dicker, LA-C	7
2t)	J. Sanders, Mia.	7
4t)	Butker, K.C.	5
4t)	Elliott, Phi.	5
4t)	*E. Evans, LA-R	5
4t)	*Grupe, N.O.	5
4t)	McManus, Jac.	5
4t)	Pinion, Atl.	5
4t)	Tucker, Bal.	5
11t)	Camarda, T.B.	4
11t)	Fox, Det.	4
11t)	Hopkins, Cle.	4
11t)	Prater, Ariz	4
11t)	Slye, Was.	4
11t)	Wishnowsky, S.F.	4
17t)	Gay, Ind.	3
17t)	Joseph, Min.	3
17t)	Lutz, Den.	3
17t)	Pineiro, Car.	3
17t)	*Ryland, N.E.	3
22t)	Boswell, Pit.	2
22t)	*Carlson, G.B.	2
22t)	Carlson, L.V.	2
22t)	Fairbairn, Hou.	2
22t)	McPherson, Cin.	2
22t)	Myers, Sea.	2
22t)	Santos, Chi.	2
29t)	Folk, Ten.	1
29t)	Gano, NY-G	1

WEEK 1 / THROUGH SUNDAY, SEPTEMBER 10, 2023**NFL / MOST YARDS FROM SCRIMMAGE**

Rank	Player, Team	Total			Rushing			Receiving		
		Yards	Att+Rec	Avg	Yards	Att	Avg	Yards	Rec	Avg
1)	T. Hill, Mia. (WR)	215	11	19.5	0	0	---	215	11	19.5
2)	McCaffrey, S.F. (RB)	169	25	6.8	152	22	6.9	17	3	5.7
3)	Ekeler, LA-C (RB)	164	20	8.2	117	16	7.3	47	4	11.8
4)	Jefferson, Min. (WR)	150	9	16.7	0	0	---	150	9	16.7
5)	Aiyuk, S.F. (WR)	129	8	16.1	0	0	---	129	8	16.1
6t)	Chubb, Cle. (RB)	127	22	5.8	106	18	5.9	21	4	5.3
6t)	A. Jones, G.B. (RB)	127	11	11.5	41	9	4.6	86	2	43.0
8t)	Atwell, LA-R (WR)	119	6	19.8	0	0	---	119	6	19.8
8t)	Henry, Ten. (RB)	119	17	7.0	63	15	4.2	56	2	28.0
8t)	*Nacua, LA-R (WR)	119	10	11.9	0	0	---	119	10	11.9
11)	Olave, N.O. (WR)	112	8	14.0	0	0	---	112	8	14.0
12)	Etienne, Jac. (RB)	104	23	4.5	77	18	4.3	27	5	5.4
13)	Ridley, Jac. (WR)	101	8	12.6	0	0	---	101	8	12.6
14)	Shaheed, N.O. (WR)	100	7	14.3	11	2	5.5	89	5	17.8
15)	Sanders, Car. (RB)	98	22	4.5	72	18	4.0	26	4	6.5
16)	Pittman, Ind. (WR)	97	8	12.1	0	0	---	97	8	12.1
17)	Allgeier, Atl. (RB)	94	18	5.2	75	15	5.0	19	3	6.3
18)	Kelley, LA-C (RB)	91	16	5.7	91	16	5.7	0	0	---
19)	Stevenson, N.E. (RB)	89	18	4.9	25	12	2.1	64	6	10.7
20)	*Flowers, Bal. (WR)	87	11	7.9	9	2	4.5	78	9	8.7
21)	*Robinson, Atl. (RB)	83	16	5.2	56	10	5.6	27	6	4.5
22t)	K. Allen, LA-C (WR)	82	8	10.3	6	2	3.0	76	6	12.7
22t)	Pollard, Dal. (RB)	82	16	5.1	70	14	5.0	12	2	6.0
24)	Meyers, L.V. (WR)	81	9	9.0	0	0	---	81	9	9.0
25t)	N. Collins, Hou. (WR)	80	6	13.3	0	0	---	80	6	13.3
25t)	J. Reynolds, Det. (WR)	80	4	20.0	0	0	---	80	4	20.0

NFL / LEADERS IN FIRST DOWNS

Rank	Player, Team	Rush	Rec	Tot
1)	T. Hill, Mia. (WR)	0	9	9
2t)	Aiyuk, S.F. (WR)	0	8	8
2t)	Chubb, Cle. (RB)	7	1	8
2t)	Kelley, LA-C (RB)	8	0	8
2t)	McCaffrey, S.F. (RB)	7	1	8
6t)	Allgeier, Atl. (RB)	5	1	6
6t)	Atwell, LA-R (WR)	0	6	6
6t)	Ekeler, LA-C (RB)	4	2	6
6t)	Hubbard, Car. (RB)	6	0	6
6t)	*Nacua, LA-R (WR)	0	6	6
6t)	Olave, N.O. (WR)	0	6	6
6t)	Pollard, Dal. (RB)	5	1	6
6t)	Robinson, Was. (RB)	5	1	6
14t)	*Flowers, Bal. (WR)	0	5	5
14t)	Henry, Ten. (RB)	4	1	5
14t)	Henry, N.E. (TE)	0	5	5
14t)	Jefferson, Min. (WR)	0	5	5
14t)	A. Jones, G.B. (RB)	3	2	5
14t)	Meyers, L.V. (WR)	0	5	5
14t)	Perine, Den. (RB)	3	2	5

WEEK 1 / THROUGH SUNDAY, SEPTEMBER 10, 2023**NFL / LEADING PUNTERS**

Rank	Player, Team	No	Yards	Lg	Avg	TB	Blk	Dwn	OB	Opp Ret	In Yds	Net 20	Avg
1)	Dickson, Sea.	4	236	73	59.0	2	0	0	1	1	7	0	47.3
2)	Camarda, T.B.	6	327	63	54.5	1	0	1	0	4	18	2	48.2
3)	Gillan, NY-G	3	160	62	53.3	0	0	1	0	2	17	0	47.7
4)	Hekker, Car.	5	266	69	53.2	0	0	1	1	2	4	1	52.4
5)	Gill, Chi.	4	212	54	53.0	0	0	0	1	3	54	1	39.5
6)	Wright, Min.	5	257	58	51.4	0	0	0	1	4	29	0	45.6
7t)	Stout, Bal.	5	249	67	49.8	0	0	0	0	2	24	3	45.0
7t)	Whelan, G.B.	5	249	68	49.8	2	0	0	0	2	16	1	38.6
9)	Townsend, K.C.	5	247	58	49.4	0	0	1	0	1	16	3	46.2
10)	Siposs, Phi.	4	197	54	49.3	0	0	0	0	3	21	0	44.0
11)	Anger, Dal.	3	146	56	48.7	1	0	1	0	1	7	1	39.7
12)	Scott, LA-C	3	145	62	48.3	1	0	0	0	0	0	0	41.7
13)	*Hedley, N.O.	5	241	52	48.2	0	0	0	1	4	37	1	40.8
14)	Pinion, Atl.	7	337	60	48.1	0	0	1	2	3	14	3	46.1
15)	Bojorquez, Cle.	7	331	66	47.3	0	0	0	3	3	24	3	43.9
16)	Cooney, Ariz	5	235	56	47.0	0	0	0	1	3	10	2	45.0
17)	*Baringer, N.E.	5	226	65	45.2	1	0	0	1	2	30	3	35.2
18)	Wishnowsky, S.F.	3	134	56	44.7	0	0	1	1	1	2	3	44.0
19)	Cooke, Jac.	5	223	52	44.6	0	0	1	0	2	20	2	40.6
20)	Fox, Det.	5	222	61	44.4	0	0	1	0	3	16	3	41.2
21)	Way, Was.	6	266	59	44.3	0	0	1	0	4	24	3	40.3
22)	*Zentner, Hou.	4	176	48	44.0	1	0	0	2	0	0	0	39.0
23)	Harvin, Pit.	6	254	57	42.3	0	0	0	2	3	41	1	35.5
24)	Sanchez, Ind.	5	208	46	41.6	0	0	1	2	2	58	0	30.0
25)	*Robbins, Cin.	10	409	54	40.9	1	0	0	2	3	15	2	37.4
26)	Stonehouse, Ten.	3	107	62	35.7	0	0	0	1	2	6	1	33.7

NFL / LEADING PUNTERS, NET AVERAGE

Rank	Player, Team	No	Yards	Lg	Avg	TB	Blk	Dwn	OB	Opp Ret	In Yds	Net 20	Avg
1)	Hekker, Car.	5	266	69	53.2	0	0	1	1	2	4	1	52.4
2)	Camarda, T.B.	6	327	63	54.5	1	0	1	0	4	18	2	48.2
3)	Gillan, NY-G	3	160	62	53.3	0	0	1	0	2	17	0	47.7
4)	Dickson, Sea.	4	236	73	59.0	2	0	0	1	1	7	0	47.3
5)	Townsend, K.C.	5	247	58	49.4	0	0	1	0	1	16	3	46.2
6)	Pinion, Atl.	7	337	60	48.1	0	0	1	2	3	14	3	46.1
7)	Wright, Min.	5	257	58	51.4	0	0	0	1	4	29	0	45.6
8t)	Cooney, Ariz	5	235	56	47.0	0	0	0	1	3	10	2	45.0
8t)	Stout, Bal.	5	249	67	49.8	0	0	0	0	2	24	3	45.0
10t)	Siposs, Phi.	4	197	54	49.3	0	0	0	0	3	21	0	44.0
10t)	Wishnowsky, S.F.	3	134	56	44.7	0	0	1	1	1	2	3	44.0
12)	Bojorquez, Cle.	7	331	66	47.3	0	0	0	3	3	24	3	43.9
13)	Scott, LA-C	3	145	62	48.3	1	0	0	0	0	0	0	41.7
14)	Fox, Det.	5	222	61	44.4	0	0	1	0	3	16	3	41.2
15)	*Hedley, N.O.	5	241	52	48.2	0	0	0	1	4	37	1	40.8
16)	Cooke, Jac.	5	223	52	44.6	0	0	1	0	2	20	2	40.6
17)	Way, Was.	6	266	59	44.3	0	0	1	0	4	24	3	40.3
18)	Anger, Dal.	3	146	56	48.7	1	0	1	0	1	7	1	39.7
19)	Gill, Chi.	4	212	54	53.0	0	0	0	1	3	54	1	39.5
20)	*Zentner, Hou.	4	176	48	44.0	1	0	0	2	0	0	0	39.0
21)	Whelan, G.B.	5	249	68	49.8	2	0	0	0	2	16	1	38.6
22)	*Robbins, Cin.	10	409	54	40.9	1	0	0	2	3	15	2	37.4
23)	Harvin, Pit.	6	254	57	42.3	0	0	0	2	3	41	1	35.5
24)	*Baringer, N.E.	5	226	65	45.2	1	0	0	1	2	30	3	35.2
25)	Stonehouse, Ten.	3	107	62	35.7	0	0	0	1	2	6	1	33.7
26)	Sanchez, Ind.	5	208	46	41.6	0	0	1	2	2	58	0	30.0

NFL / PUNT RETURN LEADERS

Rank	Player, Team	Ret	FC	Yards	Avg	Long	TD
1)	Agnew, Jac.	2	0	58	29.0	48	0
2)	*Reed, G.B.	3	0	54	18.0	35	0
3)	Covey, Phi.	2	1	30	15.0	25	0
4)	McCloud, S.F.	3	1	41	13.7	19	0
5)	McKenzie, Ind.	2	2	20	10.0	16	0
6)	*K. Jackson, Ten.	4	0	37	9.3	14	0
7)	Turpin, Dal.	2	0	17	8.5	10	0
8t)	*C. Jones, Cin.	3	1	24	8.0	15	0
8t)	T. Taylor, Chi.	2	1	16	8.0	8	0

NFL / KICKOFF RETURN LEADERS

Rank	Player, Team	Ret	Yards	Avg	Long	TD
1)	Montgomery, N.E.	2	62	31.0	43	0
2)	McFarland, Pit.	3	91	30.3	34	0
3t)	*Mims, Den.	2	55	27.5	30	0
3t)	Nixon, G.B.	2	55	27.5	28	0
5)	Evans, Cin.	2	45	22.5	27	0
6)	Shaheed, N.O.	5	110	22.0	27	0
7)	*Scott, Chi.	4	84	21.0	33	0

WEEK 1 / THROUGH SUNDAY, SEPTEMBER 10, 2023

NFL / LEADERS IN INTERCEPTIONS

Rank	Player, Team	Int	Yards	Avg	Long	TD
1)	Bates, Atl.	2	3	1.5	3	0
2t)	Slay, Phi.	1	70	70.0	70t	1
2t)	*Branch, Det.	1	50	50.0	50t	1
2t)	Q. Walker, G.B.	1	37	37.0	37t	1
2t)	T. Brown, Ind.	1	34	34.0	34	0
2t)	Hufanga, S.F.	1	28	28.0	28	0
2t)	Bland, Dal.	1	22	22.0	22t	1
2t)	D. Hill, Cin.	1	20	20.0	20	0
2t)	*Izien, T.B.	1	14	14.0	14	0
2t)	Hooker, Ten.	1	10	10.0	10	0
2t)	Jackson, LA-C	1	9	9.0	9	0
2t)	Ward, S.F.	1	9	9.0	9	0
2t)	Maye, N.O.	1	5	5.0	5	0
2t)	Collins, Ariz	1	1	1.0	1	0
2t)	Adebo, N.O.	1	0	0.0	0	0
2t)	Ty. Campbell, Jac.	1	0	0.0	0	0
2t)	Gilmore, Dal.	1	0	0.0	0	0
2t)	K. Jackson, Den.	1	0	0.0	0	0
2t)	Lattimore, N.O.	1	0	0.0	0	0
2t)	St. Nelson, Hou.	1	0	0.0	0	0

NFL / LEADERS IN SACKS

Rank	Player, Team	Sacks
1t)	Allen, Jac. (LB)	3.0
1t)	Jackson, S.F. (DE)	3.0
1t)	T. Watt, Pit. (LB)	3.0
4t)	Armstrong, Dal. (DE)	2.0
4t)	Gardeck, Ariz (LB)	2.0
4t)	Odighizuwa, Dal. (DT)	2.0
7t)	Autry, Ten. (DT)	1.5
7t)	Burns, Car. (LB)	1.5
7t)	Granderson, N.O. (DE)	1.5
7t)	Key, Ten. (LB)	1.5
7t)	Sweat, Was. (DE)	1.5
7t)	Wyatt, G.B. (DT)	1.5

WEEK 1 / THROUGH SUNDAY, SEPTEMBER 10, 2023**NFL / FUMBLE RECOVERIES**

Rank	Player, Team	TotRec	OffRec	DefRec
1)	D. Jones, NY-G	2	2	0
2t)	Anderson, Was.	1	0	1
2t)	Awuzie, Cin.	1	0	1
2t)	Biadasz, Dal.	1	1	0
2t)	*Bigsby, Jac.	1	1	0
2t)	Blackson, Jac.	1	0	1
2t)	Buckner, Ind.	1	0	1
2t)	Campbell, NY-G	1	1	0
2t)	Carter, Atl.	1	0	1
2t)	*Clifford, G.B.	1	1	0
2t)	Collins, Ariz	1	0	1
2t)	B. Cook, K.C.	1	0	1
2t)	Cunningham, Phi.	1	0	1
2t)	Dobbs, Ariz	1	1	0
2t)	Douglas, G.B.	1	0	1
2t)	Garoppolo, L.V.	1	1	0
2t)	Glowinski, NY-G	1	1	0
2t)	Goff, Det.	1	1	0
2t)	Hooker, Ten.	1	0	1
2t)	Mar. Jones, N.E.	1	0	1
2t)	Lloyd, Jac.	1	0	1
2t)	Love, G.B.	1	1	0
2t)	McCaffrey, S.F.	1	1	0
2t)	Mukuamu, Dal.	1	0	1
2t)	Payne, Was.	1	0	1
2t)	Pierce, Bal.	1	0	1
2t)	Purdy, S.F.	1	1	0
2t)	Ridder, Atl.	1	1	0
2t)	Stewart, Hou.	1	0	1
2t)	Tagovailoa, Mia.	1	1	0
2t)	C. Thomas, Ariz	1	0	1
2t)	Tryon-Shoyinka, T.B.	1	0	1
2t)	Watson, Cle.	1	1	0
2t)	T. Watt, Pit.	1	0	1
2t)	J. Williams, N.O.	1	1	0
2t)	N. Williams, LA-C	1	0	1
2t)	Winfield, T.B.	1	0	1
2t)	*Young, Car.	1	1	0
2t)	Zeitler, Bal.	1	1	0

WEEK 1 / THROUGH SUNDAY, SEPTEMBER 10, 2023**NFL / OFFENSIVE FUMBLE RECOVERIES**

Rank	Player, Team	Ret	Yards	Avg	Long	TD
1)	D. Jones, NY-G	2	0	0.0	0	0
2t)	Biadasz, Dal.	1	0	0.0	0	0
2t)	*Clifford, G.B.	1	0	0.0	0	0
2t)	Dobbs, Ariz	1	0	0.0	0	0
2t)	Garoppolo, L.V.	1	0	0.0	0	0
2t)	Glowinski, NY-G	1	0	0.0	0	0
2t)	Goff, Det.	1	0	0.0	0	0
2t)	Love, G.B.	1	0	0.0	0	0
2t)	McCaffrey, S.F.	1	0	0.0	0	0
2t)	Purdy, S.F.	1	0	0.0	0	0
2t)	Ridder, Atl.	1	0	0.0	0	0
2t)	Tagovailoa, Mia.	1	0	0.0	0	0
2t)	Watson, Cle.	1	0	0.0	0	0
2t)	J. Williams, N.O.	1	0	0.0	0	0
2t)	*Young, Car.	1	0	0.0	0	0
2t)	Zeitler, Bal.	1	0	0.0	0	0
2t)	Campbell, NY-G	1	-2	-2.0	-2	0
2t)	*Bigsby, Jac.	1	-9	-9.0	-9	0

NFL / DEFENSIVE FUMBLE RECOVERIES

Rank	Player, Team	Ret	Yards	Avg	Long	TD
1t)	Buckner, Ind.	1	26	26.0	26t	1
1t)	C. Thomas, Ariz	1	2	2.0	2t	1
1t)	Tryon-Shoyinka, T.B.	1	1	1.0	1	0
1t)	Anderson, Was.	1	0	0.0	0	0
1t)	Awuzie, Cin.	1	0	0.0	0	0
1t)	Blackson, Jac.	1	0	0.0	0	0
1t)	Carter, Atl.	1	0	0.0	0	0
1t)	Collins, Ariz	1	0	0.0	0	0
1t)	B. Cook, K.C.	1	0	0.0	0	0
1t)	Cunningham, Phi.	1	0	0.0	0	0
1t)	Douglas, G.B.	1	0	0.0	0	0
1t)	Hooker, Ten.	1	0	0.0	0	0
1t)	Mar. Jones, N.E.	1	0	0.0	0	0
1t)	Lloyd, Jac.	1	0	0.0	0	0
1t)	Payne, Was.	1	0	0.0	0	0
1t)	Pierce, Bal.	1	0	0.0	0	0
1t)	Stewart, Hou.	1	0	0.0	0	0
1t)	T. Watt, Pit.	1	0	0.0	0	0
1t)	N. Williams, LA-C	1	0	0.0	0	0
1t)	Winfield, T.B.	1	0	0.0	0	0
1t)	Mukuamu, Dal.	1	-3	-3.0	-3	0

WEEK 1 / THROUGH SUNDAY, SEPTEMBER 10, 2023

Team/Offense Rank (Within League)

BAL	BUF	CIN	CLE	DEN	HOU	IND	JAX	KC	LV	LAC	MIA	NE	NYJ	PIT	TEN		ARI	ATL	CAR	CHI	DAL	DET	GB	LAR	MIN	NO	NYG	PHI	SF	SEA	TB	WAS	
18t		30	9	21	17	16	10	12	20	2	1	5		25	14	TYds/G	27	26	15	13	18t	7	11	3	6	8	29	22	4	28	24	23	
17		30	12	18	26	21	10	9	15	4	1	11		22	13	TYds/P	27	16	24	19	14	8	6	7	3	5	29	20	2	23	28	25	
9		22	2	15	24	27	11	19	28	1	25	21		29t	12	RYds/G	14	5	4	6t	6t	8	16t	16t	29t	26	10	13	3	20	23	16t	
20		16	3	8	22	26	23	12	30	1	17	19		10	6	RshAvg	15	4	5	9	11	18	24	28	27	25	14	13	2	7	29	21	
21		29	23	19	15	10	7t	9	12	13	1	4		14	17	PsYd/G	26	28	25	16	24	6	7t	2	3	5	30	22	11	27	18	20	
10		29	20	18	24	15	7	11	4	13	1	14		25	16	PasAvg	26	23	28	19	12	8	3	2	6	5	30	21	9	27	17	22	
27	1t	24	1t	1t	18t	22	18t	25	1t	16	15			26	30	%HdInt	1t	1t	28	20	1t	1t	1t	1t	17	21	29	1t	1t	1t	1t	23	
27	13t	21t	12	25	20	13t	1t	1t	17t	1t	8t			24	16	Sac/PP	19	29	11	23	1t	6	8t	1t	10	26	30	17t	21t	15	7	28	
14t	30	9t	5t	14t	14t	11t	19t	5t	1t	1t	4			23t	21t	1D/Gm	27t	27t	11t	5t	14t	13	23t	3	14t	23t	26	19t	5t	27t	21t	9t	
4	30	22t	7t	12	28t	24	13t	7t	2	9	16t			16t	28t	3D Eff	22t	27t	13t	25	5t	16t	3	1	11	10	20	21	5t	26	15	16t	
22t	16t	22t	22t	13t	15	10t	16t	1t	16t	1t	13t			10t	22t	4D Eff	16t	22t	16t	7t	7t	10t	7t	1t	22t	22t	6	16t	1t	22t	1t	22t	
27t	11t	19	27t	7	8	1	18	27t	23t	27t	14t			25t	9	PR Avg	17	25t	20	11t	10	4	2t	14t	21	23t	14t	5	6	2t	13	22	
13	7	17t	3t	17t	12	11	17t	17t	17t	17t	1			2	17t	KR Avg	17t	17t	17t	9t	17t	17t	3t	16	14	8	17t	15	17t	5	6	9t	
7t	27	16	28	24	26	21	9	11	13	29	18			25	30	GPntAv	17	15	4	5	12	22	7t	19	6	14	3	10	20	1	2	23	
9t	24	13	19	22	29	17	6	2	14	27	26			25	28	NPntAv	9t	7	1	21	20	15	23	30	8	16	4	11t	11t	5	3	18	
8t	29	10t	21t	27	12t	5	14t	19t	4	3	14t			28	24	Pts/Gm	21t	10t	26	14t	1	12t	2	6t	19t	21t	30	8t	6t	25	14t	14t	
1t	24t	1t	24t	1t	27t	1t	1t	1t	1t	1t	27t			27t	1t	FG%	1t	1t	1t	1t	1t	1t	27t	1t	23	1t	1t	26	1t	1t	22	1t	1t

Opponent/Defense Rank (Within League)

BAL	BUF	CIN	CLE	DEN	HOU	IND	JAX	KC	LV	LAC	MIA	NE	NYJ	PIT	TEN		ARI	ATL	CAR	CHI	DAL	DET	GB	LAR	MIN	NO	NYG	PHI	SF	SEA	TB	WAS
14		22	1	11	12t	21	15	24	10	30	29	9		27	23	TYds/G	8	16	5	20	2	19	18	3	7	17	12t	26	6	28	25	4
5		19	1	16	14	21	10	23	13	30	27	11		29	26	TYds/P	6	7	15	25	2	22	12	8	3	18	17	20	9	24	28	4
7		29	9	3	22	20	4	23	16	6	30	18		28	5	RYds/G	13t	27	26	13t	21	12	24t	11	8	19	24t	10	1t	13t	1t	17
9		28	15	1	11	8	5	13	23	14	30	18		29	6	RshAvg	10	26	27	7	17	19	22	24	2	25	20	12	21	3	4	16
16		8	2	19	10	23t	21	25	12	30	18	9		20	26	PsYd/G	11	6	3	23t	1	22	15	4	13	14	7	27	17	29	28	5
7		11	2	27	21	24	16	23	13	30	18	10		22	26	PasAvg	9	3	8	28	1	20	12	4	14	15	19	17	6	29	25	5
17t	7	17t	6	4	9	12t	17t	17t	15	17t	17t			17t	10	%HdInt	8	3	17t	17t	2	12t	11	17t	17t	1	17t	16	5	17t	14	17t
6	9t	17t	26t	4	17t	11	25	19	26t	13t	13t			9t	5	Sac/PP	3	20	2	22t	1	26t	8	16	24	15	26t	22t	7	26t	21	12
13t	21t	1	23t	13t	19t	13t	18	23t	29t	29t	11t			23t	6t	1D/Gm	21t	19t	2t	6t	5	11t	23t	2t	9t	9t	13t	27	6t	28	13t	2t
19	8t	1	23t	27	7	2t	12t	23t	22	29	10			25t	21	3D Eff	12t	17t	4	28	11	17t	6	5	16	2t	25t	12t	12t	30	20	8t
17t	1t	10t	26t	1t	19t	16	19t	1t	26t	10t	10t			26t	1t	4D Eff	1t	10t	1t	22t	25	10t	22t	1t	26t	1t	22t	17t	19t	26t	1t	10t
24	12	19t	1t	1t	30	23	27	1t	1t	7t	26			25	7t	PR Avg	9	11	5t	28t	15t	13	19t	28t	18	22	21	15t	5t	15t	10	14
1t	1t	24	1t	18	20	19	1t	27t	1t	1t	16			1t	23	KR Avg	21t	1t	1t	27t	1t	1t	21t	26	25	1t	1t	30	29	15	17	1t
7	15	4	20	23t	10	5	9	3	2	18	21			11	17	GPntAv	8	27	16	23t	28	22	26	30	29	1	19	13	6	12	25	14
9	18	7	29	21t	14	2	16	12	4	17	19t			19t	15	NPntAv	13	30	24	8	27	25	10	26	28	3	11	5	6	1	23	21t
4	20t	2	11t	22t	26	18t	18t	8t	28	27	22t			24t	8t	Pts/Gm	13t	5	20t	29	1	13t	13t	6	13t	7	30	13t	3	24t	11t	8t
10t	10t	6t	10t	10t	10t	1t	1t	6t	10t	10t	10t			10t	10t	FG%	10t	10t	10t	10t	5	10t	10t	9	10t	10t	10t	1t	1t	8	10t	10t



TENNESSEE TITANS

FEATURE CLIPS

THE DEAL BEHIND THE DOME: AMY ADAMS STRUNK AND HER STADIUM-WINNING DRIVE

*BY JULIA MASTERS
NASHVILLE BUSINESS
JOURNAL
AUGUST 24, 2023*

According to those who know her, Amy Adams Strunk takes a small-business leader's approach to her role as controlling owner of the Tennessee Titans. She asks questions, identifies strong leaders and loves hanging out with fans enjoying a hot dog at a tailgate.

Since becoming controlling owner in 2015, her leadership style has seen six winning seasons, an AFC Championship appearance and contributed to Nashville playing host to the 2019 NFL Draft. In what may be the biggest accomplishment of her tenure, state and city leaders, after protracted debate, this year approved a \$2.1 billion domed stadium for the team, which is expected to be completed in 2027.

Set to anchor Nashville's reimaged East Bank, the stadium is poised to become one of Music City's most transformative projects — prospects that are as concerning to some residents as they are exciting to others.

Adams Strunk made few public remarks throughout the approval process, allowing Titans president and CEO Burke Nihill to be the primary face of the project. Now, she shares her behind the scenes view of the deal in an email interview with the Business Journal. The following has been edited for length and clarity.

When the deal got approved, what was that feeling like, and where were you? Who was the first person you called? I was with my family, and Burke was keeping me updated throughout the evening. My first feeling when the stadium was approved was overwhelming gratitude. We moved here in the

mid-1990s, and we're so humbled by the support this city and state has showed our team since day one. It's such a great feeling to know the Titans will be a part of this incredible community for another generation.

What excites you the most about bringing this deal to Nashville and Titans fans? What does it mean to the city? I'm thrilled that Titans fans will have a new home with the great fan experience they deserve. I'm also excited to see the biggest events in the world pass through Nashville's new stadium. But it has always been hard for me to think about this project without being most excited about what it means for Nashville as a whole. We've been a part of the conversations about the future of the East Bank for the past several years. While it won't be without its challenges, I've always supported the city's vision to transform the stadium property into something truly special for the city. Having seen the planning work, I truly believe the East Bank will be a celebrated area of Nashville for generations to come. To think the city's beautiful stadium building will be a part of that neighborhood ... it's all so exciting.

How will you evaluate the success of the new stadium? How should the public evaluate its success? There will be things we will track that I'm excited to see, like the success of our events and how many new jobs and opportunities the stadium will bring. But I'm also the kind of person who likes to go directly to the fans and hear what they think. I like visiting with them before our events and listening to their real, direct feedback. We've engaged a lot with fans during this process and are continuing to do that now, and their feedback has been really helpful in shaping our vision for the new stadium.

What do you hope the East Bank looks like in five years? The future of the East Bank makes me so excited for Nashville. I love that we'll have large, beautiful parks, especially on the riverfront. I love the idea that the former stadium site

will be used for transportation. From everything I've seen, I think the East Bank will be a place where everyone in Nashville will want to spend time. We've said before that we want the area around the stadium to feel like a neighborhood with a stadium in it, and not a stadium with a neighborhood built around it, and we look forward to being partners in that vision.

Initial renderings for a proposed Tennessee Titans stadium show outdoor terraces.

What was the most important thing to you during this process? The most important thing to me during the process was finding a long-term answer, and not dedicate resources to a short-term one that we'd just have to address again in a few years.

Was there something you did compromise on? All of the groups involved — the mayor's office, the state of Tennessee and so many others — were such great partners through this whole process. Negotiating a 30-year agreement takes a lot of time, and there was compromise during negotiation from everyone. I'm so glad we landed on a solution that resulted in a win for all involved.

How do you see your job differently now? Did the process reveal anything or teach you anything new about the Titans' business? I'm focused on helping our football team and organization perform at our best, and that will never change. That's the great thing about our mission statement, "Win, Serve, Entertain," because it's our North Star regardless of what's right in front of us at the time. Stadium construction is new to most of us in the organization, but we have a great team of people with a lot of experience working to make sure we get it right.

What lesson from your dad [Bud Adams, the team's late founder] stuck with you throughout this process? My dad loved this city, and I thought about him often throughout this process. I know he would be proud to know the team he

founded so many years ago will be a part of this community for decades to come. I want to honor his legacy and make this city proud.

What does it mean to you to be a female owner in the NFL, and how have you navigated that space? I talk with other female owners about how it would be amazing one day to have two female NFL owners playing against each other in the Super Bowl. At the end of the day, it's the same for any team owner, male or female — we just want to beat each other. It's important to me to support other women who are interested in getting involved in the NFL. We started the Amy Adams Strunk Women in Football internship a few years back, which is a program aimed at recruiting more women in sports operations roles. Our first two interns were so outstanding that we extended their time with us, then we eventually hired Mical Johnson full-time as a scouting assistant. We've also grown girls flag football here in several counties around Middle Tennessee, and this year the athletes from [Metro Nashville Public Schools] participated in a panel where they got to talk directly with some of our female leaders about different career paths in sports. We have nine women in vice president roles in our organization across a variety of departments, and I'm very proud of our progress in that area.

At what point did you feel the most confident in the deal? When were you most worried? Getting to a final agreement was a long, diligent process, but it needed to be to make sure we came to the right solution. We certainly encountered challenges along the way, but everyone involved recognized that old deal didn't make sense anymore and that we needed a new, long-term deal that made sense for all parties.

If you encounter a skeptic of the stadium, what is your message to them? I'm looking forward to making them proud of how we serve this community over the next 30 years and beyond. Again, this has always been bigger than just building a stadium. The new agreement secures our home in

Nashville for the next several decades, and we take that commitment very seriously. We understand we have a platform here, and we're going to use it to make our community a better place and we're all partners in that.

###

THE STORY BEHIND THE TITANS UNVEILING OILERS THROWBACK UNIFORMS

BY JIM WYATT
TENNESSEETITANS.COM
JULY 23, 2023

NASHVILLE – "Oilers history is Titans history."

Those are the words of Titans controlling owner Amy Adams Strunk from a year ago, when the organization was exploring the possibility of wearing Oilers throwback uniforms, with the classic oil derrick logo on the helmets.

The possibility has turned into reality, and now fans of the organization can see them for themselves.

The Titans will wear the same uniforms the Houston Oilers wore for nearly two decades in Houston, until 1998, when the franchise also wore them as the Tennessee Oilers. The uniforms represent the longest span of Oilers uniforms in franchise history, and arguably the most beloved uniform.

The uniforms will pay homage to the Luv Ya' Blue era.

"It allows us to honor as many players as we can, because it covers so much time," said Surf Melendez, Vice President and Executive Creative Director for the Titans. "It also represented our transition to Tennessee, because we wore these uniforms in Tennessee as well."

The Titans will wear the uniforms in two games this fall, both at home. The organization inquired about wearing them for a road game in Miami as well, but it doesn't appear that will come to fruition.

The light blue Oilers throwbacks will replace the light blue "Titans" jerseys as the third jersey, joining the navy and the white uniforms.

Amy Adams Strunk said last year the team wanted to continue paying homage to the franchise's history. The organization has honored Houston Oilers players at alumni events in years past, and a number of Oilers are in the franchise's Ring of Honor.

The Oilers left Houston for Tennessee after the 1996 season and played a year in Memphis, in 1997, before playing in Nashville at Vanderbilt Stadium in 1998. The Tennessee Oilers became the Tennessee Titans in time for the 1999 season.

"Oilers history is Titans history," Strunk said last year. "We know our fans feel passionately about showcasing that legacy on game day, and we're actively working on making throwback jerseys possible in the near future. Stay tuned!"

Those who stay tuned will see this:

- "Columbia Blue" jerseys with red around white on the numbers, and names on the back, with a red, white and light blue band on the sleeves.

- White helmets, with the famed oil derrick, with red facemasks and red stripes outside of a thicker light blue stripe on the top.

- White pants, or britches, with red stripes on each side of a thicker light blue stripe down the side.

- Red and white stripes on light blue and white socks.

The words 'Luv Ya Blue' will be on the back neckline of the jerseys.

Players will have the option of wearing red sleeves, red gloves, and red cleats to add to the look.

Current Titans Derrick Henry, safety Kevin Byard, defensive lineman Jeffery Simmons and quarterback Ryan Tannehill have already worn them – they took part in a photo shoot earlier this offseason.

"They loved them," Melendez said of the current Titans. "They really loved them."

Former Oilers have also seen them – Warren Moon, Robert Brazile and Elvin Bethea were given a sneak peek when they were in Nashville for an alumni event last year.

"They looooooved them, and it took them back," Melendez said of the former Oilers. "The guys who wore the uniform, it took them back. And they were able to speak to the significance of wearing that uniform. This was an original AFL team, so there's a rich tradition there and now people are going to see this, and they are going to be reminded of this rich history."

Melendez knows fans are excited. The team has had Oilers merchandise available for two seasons and there has been an increased demand over the years.

Oilers jerseys are now on sale, and new merchandise will be available in the team store at Nissan Stadium.

"Amy is passionate about this, and we are lucky," Melendez said. "She loves Nashville, she loves Houston, and she loves those people. She lived it, and she's passionate about the Oilers history."

###

'EVERY DETAIL MATTERS': HOW AMY ADAMS STRUNK REINVENTED THE TENNESSEE TITANS

**BY DENNIS FERRIER
FOX 17
FEBRUARY 1, 2022**

NASHVILLE, Tenn. (WZTV) — When we think of what makes a pro football team great, we always talk about star players and coaches. But when it comes to the Tennessee Titans and their remarkable six-year streak of excellence, you have to leave the field to understand what has happened here.

It's 2015. The Tennessee Titans are the worst team in football. Their organization is small and, let's be nice here, not admired.

In walks Amy Adams Strunk—a woman with no experience in the NFL. The daughter of an eccentric billionaire. What are the chances she would be anything but more of the same old, same old?

"She took the first six months that she was in charge and just stayed in the back," said Titans announcer Mike Keith. "She wouldn't do interviews. She didn't get out in front with anything. She wanted to learn as much as she possibly could."

When she was ready, it was nothing short of a reinvention of the entire organization.

"Strip it down, challenge everything we value that just overhauled the culture both on the football team and on the business side of the organization," said Titans president Burke Nihill.

Nihill was one of her outside-of-the-box hires. A lawyer in retail and tech with no NFL background.

"I do think that professional sports lends itself to a wash, rinse, repeat cycle," said Nihill. "Every season you can kind of do the same things for a while and get away with it.

And her mentality is 'Let's act like a start up, let's challenge everything, let's expect our best in every category of the business.'"

Although he won't take credit, Nihill was the one who decided to let Waverly High School play at Nissan Stadium after devastated floods gripped the community. That was a decision beyond inconvenient—a bold, impulsive act of service.

"When do we do it, it's the weekend after the first game," Keith said. "We played the home opener, we are going to Seattle the next weekend so everybody is going to travel. You've got the home opener and then you are going to the west coast and the organization does this on that Thursday night, Waverly is playing at Nissan stadium and we are going to make it happen. And I don't know anybody in the organization that just didn't pitch it. It was just one of the proudest moments that I've ever had of this entire organization."

Keep in mind this would have been unthinkable in the old days, you would have been laughed right out of the meeting.

"The service piece is really what has increasingly defined the people who work in this organization," said Nihill. "It's our heartbeat. It may sound cheesy, but the people who have come to our doors for whatever reason, it matters to them on a deeper level. We have paid a lot more attention to how we can leverage our platform, our resources to make Nashville a better place to live," said Nihill.

There's a famous story told around here. At a big staff meeting, Amy Adams Strunk said, "We have ugly tickets, and we will never go to the Super Bowl with ugly tickets." It was dead quiet in the room, maybe some skepticism. But now they believe everything matters.

Of course, none of it matters if you don't win football games. If you lose, you are viewed as a failure whatever you do for the community.

That might not be fair, but it is an ugly truth.

Adams' first big hire was General Manager John Robinson. You know the winning streak started the same day as that hire.

And while it's pretty obvious he is a good judge of football players, their potential, what they have left in the tank, their value as a piece of the puzzle. What you don't know is his complete buy-in to the Titans culture.

"Everything matters, it's one of our mantras: everything matters," said Nihill. "Every bit of design around the stadium, our tickets, every detail matters. It also carries over to the football team. I have watched him walk around our practice field and pick up little pieces of athletic tape to make it so everything about everything we do is first class."

Even with the crushing loss to the Bengals. Even with a Super Bowl goal defeated for another year. The Titans will be back. Because it's just what they do.

"I tell people all the time, these are the good old days," added Keith. "Enjoy this because what you are seeing on and off the field from our organization, this is the best we have ever been in 23 years."

###

**MEET TENNESSEE TITANS
OWNER AMY ADAMS
STRUNK—AND NINE
OTHER WOMEN
CHANGING THE GAME IN
THE NFL**

**BY AMY FELDMAN FORBES
SEPTEMBER 23, 2022**

Most female owners inherit a team from a father, husband or brother. Now some are buying their way into football. The Titans' titan goes deep on what it all means for the league.

Before the Tennessee Titans kicked off their NFL season with a home game against the New York Giants on September 11, team owner Amy Adams Strunk spent nearly two hours with tailgaters outside Nashville's Nissan Stadium. "Omigod, it's her," one young woman shouted, before asking for the requisite photos.

The fans, Adams Strunk says, are her favorite part of owning the team, which her late father Bud Adams founded (as the Houston Oilers in 1960) and of which she has been the controlling shareholder since 2015. "Our fans, to me, are not a statistic," she says. "I'm going to be the owner that comes up to you and thanks you."

At 66, Adams Strunk is worth \$1.6 billion from her 50% stake in the Titans and is one of a growing number of women who own NFL teams: 18 of the league's 32 franchises are at least partially female-owned, with 10 listing women as majority owners or co-owners. Most inherited teams from their fathers, brothers or husbands—or, like the Buffalo Bills' Kim Pegula and the Cleveland Browns' Dee Haslam, bought into them with their husbands.

But there are signs of change—this summer, Ariel Investments' Melody Hobson bought a 5.5% stake in the Denver Broncos for

\$245 million as part of the Waltons' ownership group that also brought in Carrie Walton Penner, granddaughter of Walmart founder Sam Walton, with a 30% stake.

"Fifty percent of our fans are women," says Adams Strunk, who is known as "Mom" to the Titans' faithful. "Even though we've never played the game, that doesn't mean we don't know the game. And we have some unique perspectives on reaching women that we can bring to the table."

While some female owners who inherited NFL teams are hands-off, Adams Strunk not only runs the Titans but has also delivered a stunning turnaround. Since 2016, the squad has had six winning seasons. More important, she helped bring the NFL draft to Nashville three years ago and has high hopes for the city to host a Super Bowl.

It's a vision her father could not have foreseen. Bud Adams, who died in 2013 at age 90, was a legend in professional football. A member of the Cherokee nation who made his fortune in oil, he was instrumental in founding the American Football League and started the Oilers for just \$25,000. In 1997, when Houston wouldn't pony up cash to replace the aging Astrodome, he relocated the team to Nashville and its new 69,000-seat stadium.

"It was a game-changing moment for this city," recalls Butch Spyridon, CEO of the Nashville Convention & Visitors Corp. "It shocked the entire sports world, and Nashville started to believe in itself a little more."

But Bud Adams' death also led to a leadership struggle for the Titans as the team's losses piled up. Its ownership was split between his two daughters, Adams Strunk and Susie Adams Smith, and the wife and children of their brother, Kenneth Adams III, who died of suicide at 29 in 1987.

After a family scrum—which saw the ousting of her brother-in-law as CEO—Adams Strunk and her nephews wrested control of the team in 2015. "It was a hard decision," she says, "but my dad's legacy was very important to me and the boys."

Adams Strunk had grown up in football, but her father had never wanted his daughters working for the team. She had spent time as owner of a few of the family's car dealerships and oil interests, and raising horses (she still has a few dozen on the family ranch in Texas, along with plenty of rescue dogs). "I never thought—ever—that I would be running the football team," she says.

After she took over the Titans, she worked closely with her nephew, Kenneth Adams IV, who had worked for the team under her father since 2007, as well as with Steve Underwood, who she brought back from retirement as the team's top executive. Kenneth Adams, who is 38 and a Titans board member, says that having his aunt and other female owners running NFL teams makes a difference: "I think it's good for the NFL and we need it. It was a long time coming."

Adams Strunk brought in a new general manager, Jon Robinson, who was blunt about the team's problems on the field, and spent money on new facilities (including a new indoor training center) and new uniforms. "When you know you need to fix something you want someone telling you the brutal honest truth," Adams Strunk says. "Nothing is going to get solved if you don't know what needs to be done."

The willingness to spend money differentiated Adams Strunk from her frugal father. And while she could be tough when fixing problems, Jevon Kearse, the Titans' former defensive end, says it is her warmth that makes her a different kind of owner. "She's one of the first people to come up and give me a hug," he says. "Some of the owners come around for the

money. She gives it a little bit more love.”

And all of that love has paid off. The value of the Titans’ has more than doubled since 2015, to \$3.5 billion from \$1.5 billion, as revenue reached \$481 million, according to Forbes’ estimates. Even so, with the average NFL team now worth \$4.5 billion and the Dallas Cowboys reaching a record \$8 billion this year, the Titans remain No. 27 (of 32) on the list of most valuable NFL franchises.

Adams Strunk credits her success to having no preconceived notions about how to run a team. “Just because something has been done a certain way forever doesn’t make it the right way anymore,” she says, adding that it’s often easier to come in with big ideas as an outsider. “We talk a lot about being a 60-year-old startup,” says the team’s CEO, Burke Nihill, who took over two years ago. “Amy has encouraged us to challenge everything.”

Next up is the issue that vexed her father: a new stadium. While it is expected to cost more than \$2 billion and the city has yet to sign off amid questions over taxpayer funding, Forbes has estimated that it could increase the Titans’ value by \$300 million. To pay for their share of the new stadium—the team ownership and an NFL loan are expected to cover at least \$700 million—the family will sell some of its other assets. Adams Strunk believes a new stadium, which would be fully enclosed, could host not only the Titans but also concerts and, yes, that big game with the \$7 million commercials.

Super Bowl aside, Adams Strunk thinks her father would be a fan of the job she’s done. “I think if he was looking down now,” she says, “he’d be super proud.”

###

**TITANS LINED UP FOR
SPEED AT ILB WITH
AZEEZ AL-SHAAIR**

**BY PAUL KUHARSKY
PAULKUHARSKY.COM
MARCH 15, 2023**

NASHVILLE, Tenn. – David Long was replaced within 24 hours as the Titans agreed to terms with their first Ran Carthon connection, Azeez Al-Shaair, the inside linebacker who's been a piece of the 49ers' strong defense.

Dianna Russini reported the agreement.

Al-Shaair will bring excellent speed to Nashville – something Mike Vrabel has emphasized he wants upgraded throughout the roster. The new inside linebacker will be 26 this season. The 6-foot-2, 228-pounder was undrafted out of Florida Atlantic in 2019.

He should help the team cover tight ends and running backs. He could be paired with Monty Rice or the two could be mixed and matched with a player deemed more of a run-down player. Others on the roster now are Chance Campbell, Jack Gibbens and Luke Gifford another played they agreed to terms with Tuesday.

Pro Football Focus rated Long 14th among inside backers last season with Al-Shaair 18th. They were both weakest in coverage where Long graded out at 62.9 and Al-Shaair at 61.

In his final year with the 49ers, he only played 143 coverage snaps (compared to 446 for Long) but per Sports Info Solutions he allowed two completions on four targets for 18 yards.

Al-Shaair missed five games in 2022 with an MCL injury. Over four seasons he's played in 56 games and started 31.

"He has some upside to his game because of his limited starts," Blake Beddingfield said.

Al-Shaair overcame quite a bit to make it to the NFL and earn a second contract, the financial details of which remain unreported.

He's got seven siblings, and they all moved in with their grandmother in Tampa, Fla. in 2012 because of financial struggles. He led his family to safety one night after smelling smoke and they watched the house burn down. After shuffling around they wound up housed in a long-term motel, and he spent two hours a day on a bus to get to school and football practice, often eating just once a day.

The Titans are also in line to add Gifford, another inside linebacker who's got great athleticism.

###

**TITANS DL DENICO
AUTRY PLANS TO
ATTACK WITH A
"BULLDOG MENTALITY"**

**BY JIM WYATT
TENNESSEE TITANS
AUGUST 10, 2021**

NASHVILLE – Kevin Byard has noticed teammate Denico Autry's hands, the same hands responsible for blocking eight kicks in his NFL career.

"The guy's hands are huge," Byard said on Tuesday while discussing the big defensive lineman, who spent four years with the Raiders and three with the Colts before signing with the Titans back in March.

"He was in Indy, always being disruptive, always in the backfield making plays," Byard continued. "Obviously watching a guy like him, a guy who has so much length. ... He is just a big guy, and I think he is going to be really disruptive up front with Jeff (Simmons) and those guys. I am excited to see him come out here and make some plays for us."

The 6-foot-5, 285-pound Autry has played in 96 games, with 56 starts, since entering the league as an undrafted free agent with the Raiders in 2014. In seven seasons, he's recorded 182 tackles and 30.5 sacks.

In 2020, while lining up primarily at defensive end, Autry tallied 33 tackles (20 solo), 9 tackles for loss, 7.5 sacks, and 35 total QB pressures during 14 games, with 13 starts, with the Colts.

Now, he's ready to create havoc with the Titans.

And he's fired up about the opportunity in Tennessee.

"If you come after me," Autry said of the Titans signing him, "I'm going to give you all I've got. I appreciate those guys for that, and I want to prove them right."

Autry plans to do it using a "Bulldog mentality," which he didn't hesitate to describe when asked what that meant after Tuesdays' practice.

Like Simmons, Autry played in college at Mississippi State.

As a senior for the Bulldogs in 2013, Autry started in all 13 games and collected 31 tackles (14 solo), 6.5 tackles for loss, 2.0 sacks, three passes defended and one forced fumble

"With Jeff, that Bulldog mentality goes a long way," Autry said. "Rugged, tough, hard-nosed, going to get after you every play, relentless. (It's) just a way of life."

Autry was a force all over the defensive line for the Colts, where he registered 20 sacks in 40 games over the past three seasons. Autry posted nine sacks in 2018, 3.5 sacks in 2019 and 7.5 sacks in 2020.

Autry's 20 sacks during the last three seasons ranks in the top 15 in the NFL for defensive linemen. Autry has also appeared in four career playoff games with three starts and collected 12 tackles, 2.5 sacks, five quarterback hits and a forced fumble in the postseason.

Titans defensive coordinator Shane Bowen is excited about the possibilities with Autry.

"He has a lot of versatility for us," Bowen said. "He can play inside or outside, and he is able to go in there on third down and do some things, he is able to go outside on third down and do some things. His multiplicity and his alignments – obviously being a bigger guy, which we really haven't had in there on third down at times. A bigger, longer, more powerful dude that will be able to just push the pocket a little bit, too, and keep those edges a little bit shorter for our guys."

Autry said he's felt good in camp, and he attributes it to his training this offseason.

Leading up to camp, Autry said he focused on building endurance and strength while doing more CrossFit training.

In Tennessee, he's already enjoying his time – and he's ready to make an impact on the field.

"I like everything about it here," Autry said. "(When I was in Indy), I saw where (the Titans) had good parts and pieces, and I wanted to be a part of it."

###

AS TENNESSEE TITANS' DENICO AUTRY RETURNS TO INDY, DON'T FORGET THE SMALL TOWN THAT MADE HIM

**BY BEN ARTHUR
THE TENNESSEAN
OCTOBER 29, 2021**

Denico Autry made Patrick Mahomes feel him.

Facing a third-and-long deep in Tennessee Titans territory late in the third quarter last Sunday, and looking at a 24-point deficit, the Chiefs needed a touchdown to keep any hope of a comeback alive. But Autry ruined the chance. Mahomes dropped back and Autry, beating rookie right guard Trey Smith on the inside, wrapped him up for a sack before he could step up in the pocket.

Autry wasn't done, either.

In the fourth quarter, Kansas City was again deep in Tennessee territory, facing a third-and-long. And Autry again sacked Mahomes, wrapping him by the legs.

It was the punctuation to a thorough beating of the 2018 MVP by the Titans' pass rush.

At the heart of it was Autry.

"That was the number one key (against Kansas City), put pressure on the quarterback," Autry said postgame.

The 6-foot-5, 285-pound Autry, one of the Titans' marquee free-agent signings to fix a defense had been one of the league's worst, has been as advertised for Tennessee (5-2) entering its Week 8 showdown Sunday (noon CT, CBS) against Autry's former team: the rival Indianapolis Colts (3-4).

Autry leads the Titans in quarterback knockdowns (7) and ranks second in sacks (3.5), tackles for loss (5), hurries (8) and pressures (19).

He had his best game of the season in the signature victory over the Chiefs, with a team-leading two sacks and four quarterback hits.

"We're asking him to do some things and learn terminology and now you can see him kind of hit his comfort zone," said Titans defensive line coach Terrell Williams.

Autry's early years

Autry grew up an hour east of Charlotte in Albemarle, North Carolina, a small town of about 16,000 people. He lived in the neighborhood of Amhurst on the southeast part of town, a violent area during Autry's youth. There were drugs and gang violence. Gunshots were common at night.

Autry's mother, LaSonya, kept him off the streets. His football coaches at Albemarle High School and volunteer policemen who worked with the program kept an eye on him, too.

Anytime Autry – and his teammates – did anything outside of the house, they knew about it within 15 minutes. If Autry was hanging out on the corner at night, they'd pick him up and take him to get a burger. Whatever it took to keep him out of trouble.

"He probably had every opportunity in the world to go down the wrong road. And he ended up making right turns all the time," recalled Baxter Morris, Autry's football coach in high school. "You had to keep an eye because there was a lot of influence out there that they could fall victim to. He never did. He was always pretty much in the straight and narrow. He was never in trouble in school.

"He pulled back away from even some people that he always considered his friends in elementary school, middle school and stuff. He just didn't run with them in high school because some of them didn't make it. Some of them went the other way."

Sports kept Autry busy.

In addition to football, he played basketball and ran track all four years of high school. At 6-foot-5 and around 220 pounds, Autry did the 300-meter hurdles and 400-meter races in track. He had hands so big he could palm a basketball in both hands and wave them around. On the gridiron, he played defensive end, tight end, receiver and played on special teams.

"He could fly," recalled Morris. "He was a rocket ship."

Autry drew inspiration to commit to football from the Albemarle community.

"It's a big football town," said Autry. "Watching the guys before me coming up and seeing how they were doing things, where they were going to school. It made me want to be like those guys and go farther."

Versatility helps Autry

Autry's versatility translated as he climbed the football ranks.

Autry is officially listed as a defensive lineman for the Titans, but he plays outside linebacker too. He rushes inside and out. He can win with "multiple different moves," according to coach Mike Vrabel.

The 31-year-old veteran has averaged half a sack per game since 2018.

"It wasn't a hard decision for us to find a way for him to fit into our game," said outside linebackers coach Ryan Crow. "He showed up and we knew kind of knew what he was."

The Titans produced a stinker in their Week 4 loss to the Jets, but Autry gave them a chance to win in overtime, when he pushed Zach Wilson out of bounds on third-and-goal, forcing a field goal and giving the offense the ball back. In the Week 6 thriller against the Bills, it was Autry's hit on Josh Allen in the second quarter that led to a

momentum-changing interception by safety Kevin Byard.

The Titans' four-man front of Autry, Jeffery Simmons, Harold Landry and a healthier Bud Dupree has flashed brilliance the last couple weeks.

"I think he's a big, long body in there who's able to get some push in the middle of the pocket," said defensive coordinator Shane Bowen. "You're not seeing quarterbacks being able to step up a lot. A lot of the sacks are happening pretty deep, right? So guys aren't really able to step up, which kind of bodes well for us.

"Then he's athletic for a big dude. He's quick, he's able to get on edges. He's got some quick twitch to him, where he's able to work side to side and find ways off of blockers late in the down to get to the quarterback."

Facing the Colts, his old team

Autry won't forget the Colts let him walk.

That's what he made clear at his Titans introductory press conference in March. The soft-spoken Autry recorded 20 sacks in three seasons with Indianapolis (2018-20), including a team-high nine in 2018.

"That makes it real personal," Autry said at the time. "They knew what they had. It is what it is."

Autry on Sunday will face the Colts for the second time this season, but for the first time Indianapolis, a critical game for the Titans to gain separation in the AFC South standings.

Vrabel acknowledged that players going up against their former team can be emotional games, but expressed confidence in Autry's ability to deliver.

"I trust that Denico and everybody else for that matter, I think everybody is going to be pretty tuned up whether they played for the Colts previously or not," said

Vrabel. "Denico has done everything we have asked him to do, and I am excited to watch him prepare this week and ultimately play on Sunday."

Perform is what he's always done.

Autry had poor grades coming out of high school, but he attended East Mississippi Community College, where he was an NJCAA All-American and helped lead the school to a state and national title at the JUCO level.

He went undrafted out of Mississippi State, but he's had a productive NFL career, with 34 sacks and 55 tackles for loss across seven seasons and counting with the Raiders, Colts and Titans.

Tennessee appreciates Autry's approach to the game.

"He's a business guy," said Crow. "He brings his lunch pail. Goes really, really hard. If he needs to lead, he'll lead.

"That's what guys look up to: guys who've done it and can lead by example, but also speak up when they have to."

###

A DAY TRE AVERY WON'T FORGET

BY JOHN GLENNON
SI.COM
AUGUST 31, 2022

NASHVILLE – In the midst of spending time with his one-day-old son on Tuesday, Tre Avery got a phone call that made him a little nervous.

Tennessee Titans general manager Jon Robinson and coach Mike Vrabel were on the other end of the line, and this was the day NFL teams were cutting rosters from 80 to 53 players.

Who could blame Avery, an undrafted free-agent cornerback out of Rutgers, for thinking his time with the team might be up?

“When they called me, I was kind of shook,” Avery said Wednesday. “But then they said, ‘Congratulations.’”

It was actually a double dose of congratulations. Robinson and Vrabel first acknowledged the birth of Avery’s baby boy – Riley – and then delivered the news he’d made the team’s 53-man roster.

In so doing, he beat out a pair of more experienced cornerbacks, Chris Jackson and Greg Mabin, among other competitors. A seventh-round draft pick of the Titans in 2020, Jackson had played 23 games for the team and made six starts. Mabin had played 39 NFL games and started seven, including two for the Titans last season.

Who would have guessed Avery would eventually emerge the winner in that group?

“As far as my odds coming into camp, I didn’t really think about it,” Avery said. “I just wanted a chance. I was grateful for the opportunity.

“Every time I got to step on the field, I just (thought) it could be my last game. So I just wanted to play, have fun. I love playing football, so I just wanted to enjoy it. That’s all.”

Avery first piqued the interest of NFL teams at Rutgers’ Pro Day last March, when he put up some impressive numbers. The 5-foot-11, 181-pounder ran a 4.43 40-yard dash, posted a 38-inch vertical jump and ran the 20-yard shuttle in a swift 3.95 seconds.

Just over a month later, the Titans signed Avery.

He was more steady than spectacular during training camp, but Avery took advantage of the growing opportunity. In the Titans’ preseason finale against Arizona, he played all 71 defensive snaps, recording five tackles. Avery finished the preseason with eight tackles (one for loss) and one pass defended.

“He was kind of seventh or eighth in the race (at cornerback) about midway through camp,” Titans general manager Jon Robinson said. “(But) it seemed like once he got to turn four, he just hitched up and kept running, kept passing guys up.

“He’s competitive at the line of scrimmage. He’s really sticky in coverage. He’s got play speed. He’s got good instincts. He doesn’t play the position like a rookie. He’s not intimidated. He gets up there and lines up on his guy, and he’s reactive. He’s really done a nice job.”

The birth of his first child one day. A berth on the 53-man roster the next.

It’s been a pretty good week for Avery.

“I just tried to do whatever they asked of me, the best I could,” Avery said. “I just tried to have fun, fly around, go as hard as I could. I guess it worked.”

###

**BOWEN SEES MANY
BENEFITS TO BEING
COORDINATOR**

**BY DAVID BOCLAIR
SI.COM
AUGUST 4, 2021**

NASHVILLE – The questions were raised often throughout the 2020 season.

Who is in charge of the Tennessee Titans defense? Was it coach Mike Vrabel? Was it outside linebackers coach Shane Bowen, who was designated the in-game play caller? Was anyone actually in command?

That is not problem in 2021. Bowen was promoted to defensive coordinator early in the offseason, and despite the many denials about any confusion that came in response to those questions last year, he now says clarity has made things better.

“I think it has helped with everybody, with the coaching staff, the players,” Bowen, a 34-year-old, first-time coordinator said Tuesday. “I think that it has been good up to this point. (The players) kind of understand where the bus stops and it is what it is.

“I am excited for the opportunity, I really am. I am excited for the ways these guys are going about working right now and kind of what we are trying to get accomplished on defense.”

The issues began a day after the Titans lost to the Kansas City Chiefs in the AFC Championship game ahead of Super Bowl LIV. That is when Dean Pees, a long-time defensive coordinator who directed Tennessee’s unit for two seasons retired.

Head coach Mike Vrabel ultimately chose not to hire a replacement. Instead, he said he planned to be more involved with the defense (he has one season of experience as a coordinator) and said Bowen, a position coach, would call the plays.

Over the course of 16 games in the regular season that defense struggled to find any consistency or productivity. It allowed opponents to convert more third-down opportunities (113) than it stopped (111). Seven teams scored 30 or more points against the Titans, who ranked near the bottom of the league in sacks, first downs allowed and yards allowed.

With the title of defensive coordinator, Bowen says he has more freedom to choose where he wants to be when, whether it is during meetings or during practice. That ability to move around apparently has created a greater focus among the various entities that make up the defense.

“Now, if the (defensive backs) see something one way, I can immediately walk into the linebacker room and say, ‘Hey man, this is what we are thinking, this is how they see it,’” Bowen said. “That way everybody sees things the same way, we are communicating things the same way. I think that has been a tremendous asset, being able to bounce room to room.”

It also has allowed all of the players on that side of the ball to get to know him in a way only the outside linebackers did previously. No longer is he just one of the coaches who happens to call the plays. He is the guy in the front of the room during defense meetings. He is the guy in an office who is available to safeties and linemen and cornerbacks, if they want to talk. And he is the one who will get the blame or the credit this season, based on how things go.

“I have enjoyed it and I think it goes back to building relationships too,” Bowen said. “Making sure they see me, see me watching them, seeing me out there and it is not just me in a meeting room telling them, ‘Hey, on this play you do this.’ There is a lot more that goes into it.

“... I think building the relationships with the guys, that is a big part of it. That last year I don’t think was there, whereas this year it

is growing, and it is becoming a bigger piece for me.”

###

SHANE BOWEN WITH 'FINAL VOICE' OF TENNESSEE TITANS' DEFENSE AS DEFENSIVE COORDINATOR

**BY BEN ARTHUR
THE TENNESSEAN
JUNE 2, 2021**

Tennessee Titans defensive coordinator Shane Bowen said there's definitely change that has come with his offseason promotion from outside linebackers.

"Having control of the whole unit," Bowen explained to reporters. "My perspective on everything. Making sure we're all on the same page, seeing things the same way. Ultimately, being a final voice, right? So (my responsibility) has changed in that regard."

Bowen spoke to local media Wednesday for the first time since being given the title of defensive coordinator in January, after serving in that role in a de facto capacity last season.

Titans coach Mike Vrabel didn't name a defensive coordinator for 2020 after Dean Pees' retirement following the 2019 season. As the outside linebackers coach last season, Bowen led the defensive meetings during the week and was the play caller on game days.

But Bowen's formal promotion this offseason symbolized a vote of confidence from Vrabel, even after the Titans' defensive struggles last season. Tennessee allowed a league-worst 51.9% conversion rate of third down last season and ranked third-worst in sacks (19) and red zone conversion rate allowed (69.2%). It's why Vrabel's decision to elevate Bowen didn't resonate well with some fans.

"I think he's kind of coached me in this deal," Bowen said of Vrabel. "He's brought me up through this profession in some regard. I think just looking back at the position groups, when I had them, what I realized is that some of the things

we've done in the past here – last year, some of the good and some of the bad stuff – there's stuff obviously we've got to get corrected. But I appreciate (Vrabel's) confidence in me.

Bowen enters the 2021 season with clarity on his role, new personnel and a traditional offseason program – OTAs and minicamp – to install his defense after a season rattled by COVID-19 and the departures of free-agent busts Jadeveon Clowney and Vic Beasley.

"We're all in this together to do whatever we see fit and whatever is needed to find ways to win games in whatever fashion we got to do it," he said. "We've got to play better defensively. We do. I'm excited. I'm encouraged about where this thing is going right now."

To improve the defense in 2021, Bowen said the Titans are looking to put their personnel in better positions to be successful.

Tennessee will have many of the same schematic principles, but he stressed there's "a lot of ways to skin the cat" with their players, many of whom are new after the defensive overhaul this offseason.

"We're trying new things," Bowen said. "Like a lot of the same scheme stuff, don't get me wrong. But there's a lot of ways to skin a cat. You can do things a lot of different ways. Just trying to find what fits with these players and what they most relate to. That's the beauty of bringing guys in from other teams."

Despite the defensive woes, the Titans last season ranked eighth in the NFL with 23 takeaways. Bowen said that's something to build upon as they put their 2020 struggles behind them.

"I think that's a foundation piece for us," Bowen said. "Finding ways to turn the ball over and give the ball back to our offense has got to continue. We can't let that waver with any of the other stuff. It's still going to be a core belief that we have."

As far as that abysmal pass rush from a year ago, Bowen is confident it will improve. He is excited about the additions of outside linebacker Bud Dupree and defensive lineman Denico Autry, to pair with returning starters Jeffery Simmons and Harold Landry. The Titans are banking on developing a few more players, too.

Bowen is eager for the pass rush – like the rest of the defense – to show its worth when the season starts.

"I can't speak for anybody outside of this building, but I got confidence in them," Bowen said. "I do. I can't wait until we get to the fall and get to kind of put this thing together and see what it looks like."

###

BOWEN SEES MANY BENEFITS TO BEING COORDINATOR

BY DAVID BOCLAIR
SI.COM
AUGUST 4, 2021

NASHVILLE – The questions were raised often throughout the 2020 season.

Who is in charge of the Tennessee Titans defense? Was it coach Mike Vrabel? Was it outside linebackers coach Shane Bowen, who was designated the in-game play caller? Was anyone actually in command?

That is not problem in 2021. Bowen was promoted to defensive coordinator early in the offseason, and despite the many denials about any confusion that came in response to those questions last year, he now says clarity has made things better.

“I think it has helped with everybody, with the coaching staff, the players,” Bowen, a 34-year-old, first-time coordinator said Tuesday. “I think that it has been good up to this point. (The players) kind of understand where the bus stops and it is what it is.

“I am excited for the opportunity, I really am. I am excited for the ways these guys are going about working right now and kind of what we are trying to get accomplished on defense.”

The issues began a day after the Titans lost to the Kansas City Chiefs in the AFC Championship game ahead of Super Bowl LIV. That is when Dean Pees, a long-time defensive coordinator who directed Tennessee’s unit for two seasons retired.

Head coach Mike Vrabel ultimately chose not to hire a replacement. Instead, he said he planned to be more involved with the defense (he has one season of experience as a coordinator) and said Bowen, a position coach, would call the plays.

Over the course of 16 games in the regular season that defense struggled to find any consistency or productivity. It allowed opponents to convert more third-down opportunities (113) than it stopped (111). Seven teams scored 30 or more points against the Titans, who ranked near the bottom of the league in sacks, first downs allowed and yards allowed.

With the title of defensive coordinator, Bowen says he has more freedom to choose where he wants to be when, whether it is during meetings or during practice. That ability to move around apparently has created a greater focus among the various entities that make up the defense.

“Now, if the (defensive backs) see something one way, I can immediately walk into the linebacker room and say, ‘Hey man, this is what we are thinking, this is how they see it,’” Bowen said. “That way everybody sees things the same way, we are communicating things the same way. I think that has been a tremendous asset, being able to bounce room to room.”

It also has allowed all of the players on that side of the ball to get to know him in a way only the outside linebackers did previously. No longer is he just one of the coaches who happens to call the plays. He is the guy in the front of the room during defense meetings. He is the guy in an office who is available to safeties and linemen and cornerbacks, if they want to talk. And he is the one who will get the blame or the credit this season, based on how things go.

“I have enjoyed it and I think it goes back to building relationships too,” Bowen said. “Making sure they see me, see me watching them, seeing me out there and it is not just me in a meeting room telling them, ‘Hey, on this play you do this.’ There is a lot more that goes into it.

“... I think building the relationships with the guys, that is a big part of it. That last year I don’t think was there, whereas this year it

is growing, and it is becoming a bigger piece for me.”

###

was a daily sight. Folks in the organization who paid close attention were impressed by Brewer's ability to hang. Including Simmons.

"Their mindset is the same," Simmons said of Brewer and Saffold. "And when I say that, I really mean it. He has that mindset like a bigger guy, no matter how small he is. We had some great battles this camp. He got me some days, especially one-on-one blocking. And I got him some days. That's just props to him. He came each and every day to want to get better. I'd beat him and he'd say, 'Jeff, I want another rep.' That's what we look for from guys on our team, guys who want to compete."

He'll get his chance now, each week in this league, after encountering no serious threat to his starting position in camp. Brewer has done mostly good things with the Titans, but he has not yet been through a full-season rotation of dominant defensive tackles in this league nor worked to keep his weight up and his health strong amid that weekly grind. If he is what the Titans think he is, a brighter outlook for this offense line can at least be argued.

Rookie and third-round pick Nicholas Petit-Frere will still be a question at starting right tackle, but David Quessenberry gave up 11 sacks at that spot last season, per Pro Football Focus, the most among offensive tackles. Right guard Nate Davis has declared better health and expectations of a return to his 2020 form. Ben Jones keeps on trucking and leading the offense. Lewan is coming off a healthy offseason of work, not an offseason of ACL rehabilitation like a year ago, and he and Brewer can both move like few offensive linemen.

"We both have a lot of the same skill traits — both athletic, both twitchy — so us working together and putting it together, it's poetry," Brewer said. "It's gonna work every time. This whole camp, getting together and getting on the same page, when it's on all cylinders, it's teach tape."

It may not be must-see TV for Titans fans. But it's important. And if the Titans happen to score a touchdown or two Sunday, that's when fans should find No. 55. He said he is still completing the trick that got him noticed, with ease, in full pads.

"You might see something," Brewer said. "And you might be a little surprised."

###

**AARON BREWER
PREPARING TO ANCHOR
THE TITANS OFFENSIVE
LINE IN 2023**

**BY JIM WYATT
TITANS ONLINE
MAY 5, 2023**

NASHVILLE – Since 2016 – Marcus Mariota's second year in the NFL – one man has been a fixture in the middle of the Titans offensive line.

The gritty and durable Ben Jones anchored the line at center the last seven years, rarely missing a game.

Jones, however, is no longer with the team.

Aaron Brewer knows what that means for him.

"I have been working at center right now," Brewer said this week. "And I would say that is the goal for the team right now – for me to move into the center spot and take over that role."

Brewer, who started 17 games for the Titans in 2023, said he's up for the challenge after playing guard last season.

"Center fits me well, because I'm in the middle and I'm facing those big noses, and I'm quick and I'm athletic and have natural leverage, so that's a good spot for me.

"Since I've been here, I've been in that guard/center role. In my second year, I came in a couple of games at center. Ben has just been that certified center, but I've been for sure next up at that spot."

Brewer said he learned a lot from watching Jones, a Pro Bowler in 2022 who was waived earlier this offseason.

From 2016 through 2021 with the Titans, Jones was one of one of only eight offensive linemen to start at least 96 of a possible 97 games. Jones missed five games a year ago because of a pair of concussions.

"I learned a lot from Ben," Brewer said. "Ben, he's been in the league 10-plus years, so his knowledge of the game is on another level, just going into practice, going into games. He sees defenses, and defensive coordinator's schemes – everything from pre-snap to the snap. His whole mentality about everything, how he goes about things, how he prepares, I took all that in."

Brewer, who initially joined the Titans as an undrafted free agent in 2020, has plenty of experience. Over the past three seasons, Brewer has played in 41 games, with 23 starts. In 2022, Brewer started 15 games at left guard and two at center in place of Jones.

Since 2020, Brewer has started 18 games at left guard, three games at right guard, and two games at center.

Brewer believes he's sturdy enough to anchor the line.

"I am pretty sure I'll be playing around the same weight I've been – I'm now really too light," Brewer said with a smile. "I know the media would probably say I'm about 240, 250. But I've been this weight for a minute now – 290."

The Titans will have a new-look offensive line in 2023.

Not only is Jones gone, but tackle Taylor Lewan and guard Nate Davis are no longer with the team either.

The Titans signed tackle Andre Dillard and guard Daniel Brunskill in free agency, and then drafted offensive linemen Peter Skoronski and Jaelyn Duncan last weekend.

Brewer said he's ready to do his part on the field, and as a leader.

"I was a leader coming out of college," Brewer said. "I, myself, I lead by example. So, I am going to work hard, I am going to put in the work, and if something needs to be said I'm going to be saying it."

"The culture is going to be the culture – we are built on effort and finish. That's us, and that's not going to change."

###

**THE TITANS NEW NOT
AWFUL OFFENSIVE LINE
AND THE BACK FLIP
THAT HELPED REBUILD
IT**

**BY JOE REXRODE
THE ATHLETIC
SEPTEMBER 8, 2022**

Just five teams gave up fewer than the 25 sacks the Titans allowed in 2020. Just six teams gave up more than the 47 they allowed in 2021. And just about everyone who thinks this team won't make the postseason in 2022 points to that troubled group up front.

The Titans were sacked 8.79 percent of the time they dropped back last season, which also ranked 26th in the NFL, and that's right around where you'll find them in your favorite football site's preseason offensive line rankings for 2022. Pick an advanced stat, any advanced stat — how about an average of 2.59 seconds to throw in 2021, per TruMedia, which ranked 30th in the NFL? — and the conclusion is the same. The Titans addressed this issue by swapping out a veteran for a rookie at right tackle and one of the best run blockers in the game for an undersized, undrafted 2020 free agent out of Texas State at left guard.

That last point is the external assessment of Aaron Brewer, anyway. Internally, he's part of the case for a better offensive line in 2022, a surprisingly effective offense, the avoidance of the plummet most of the NFL seems to expect from the Titans after they earned the AFC's No. 1 seed last season. Left guard play may not be top of mind for fans when Tennessee hosts the Giants in Sunday's season opener, but it's a big deal. And this is the first opportunity for Brewer to really start validating the murmurs that have been coming out of Titans headquarters for a while.

As tough as anyone we've got ...

Incredible quickness ...

He and Taylor Lewan are going to be lethal together ...

This guy's our center of the future ...

I don't care how big he is ...

For as long as Brewer starts in the NFL, be it a fraction of this season or the next 10 with some Pro Bowls sprinkled in, that's going to come up. He's listed at 6-foot-1, 295, or 21 pounds more than when the Titans signed him after the 2020 draft. It almost kept him out of the NFL. It made him consider trying to be a tight end in the NFL. It almost cost him an opportunity to play in the FBS. It kept Power 5 programs from paying any mind to him amid all the superstars at Dallas Skyline High. And if it wasn't for an eye-popping stunt he performed as a high school senior shortly before signing day in 2016, he probably wouldn't be a Tennessee Titan today.

Left guard Aaron Brewer is one of the Titans' most important players. (George Walker IV / USA Today)

Brewer was committed to Sam Houston State, an FCS program that will transition to FBS starting in 2023. He was known for his athletic feats, including the ability to pull off a standing back flip — impressive for anyone that size, let alone someone that size in full pads. One of Brewer's teammates took a video of him doing a flip. Brewer shared it on social media.

"I wasn't even thinking about doing anything like that, but I did it, I posted it and it just blew up," Brewer said. "Like 30 minutes later, Texas State called."

Texas State offensive line coach Adrian Mayes, in particular. He had been on the job a few days, hired by new head coach Everett Withers. Withers was brought in after a successful head coaching tenure at James Madison, which followed up his stint as Urban Meyer's co-defensive coordinator at Ohio State — sharing that title with Luke

Fickell, working closely with defensive line coach Mike Vrabel.

Withers' staff had missed some official visit weekends and was scrambling to put together any kind of 2016 recruiting class. The flip wasn't the only endorsement of Brewer. Withers interviewed a student intern at Sam Houston State named Clayton Barnes for an offensive intern position with the Bobcats and asked if any of the committed Sam Houston State players might be worth a look. Barnes mentioned Brewer right away — very athletic, undersized, but also under-recruited because an injury caused him to miss the camp circuit in the summer before his senior season. Texas State got Brewer in on the last weekend for official visits before signing day.

"He did a back flip for us in the end zone," said John "Stretch" Streicher, then Withers' director of football operations and now the Titans' football development coordinator.

And pretty much from the start, Brewer was one of Texas State's best players. He started at all five offensive line positions in his four-year career — he was far better-suited to work on the interior, but he also happened to be the Bobcats' best tackle.

"Nasty disposition, phenomenal athlete, can bend, can move, can run, it was really shocking he was available to us at Texas State," said Withers, who is now chief of staff for Temple head coach Stan Drayton, another member of that Ohio State staff under Meyer. "His explosive power is as good as any big man I've ever been around. And he was just one of those guys — there wasn't a defensive lineman in the country he thought could whup his ass. Playing Arkansas, Houston, didn't matter, his competitive spirit was unquestionable. I'm trying to remember how many times I watched the tape and he actually just got beat."

Withers was fired after three seasons with a 7-28 record, though

Brewer credited him in those three years with doing exactly what a coach is supposed to do from an individual development standpoint.

“His mentality and his foundation on everything he had done and been through, it was really good for me as a young man,” Brewer said of Withers. “He helped me grow as a man and as a player in every aspect of the game. That respect, that discipline he taught me, that has taken me very far.”

When it was time to find out how far that might be in football, Brewer knew he probably wouldn’t be chosen in the 2020 NFL Draft. He had three opportunities as an undrafted free agent. The Titans, Patriots and Falcons had done homework on him and wanted to sign him.

“Stretch having been there with Everett and those coaches that we knew, it was a no-brainer really for us, to try to add him to our roster after the draft,” Vrabel said of Brewer.

The Titans and Patriots were interested in Brewer as an interior offensive lineman. The Falcons told him they wanted to look at him as a tight end after he ran a 4.79 at the Texas State pro day. And this admittedly intrigued him.

“I was real close to going there,” Brewer said of the Falcons, whose new tight end coach at the time, Ben Steele, told Brewer he thought he could make the transition to that position.

And this is where Streicher — whom Vrabel had hired away from Texas State when he got the Titans job in 2018 — gave the Titans an edge.

“Stretch’s relationship with Aaron was key,” Titans GM Jon Robinson told *The Athletic*. “That always helps when the draft is over and you’re in the recruiting process of trying to get guys to come here. In this case, it was advantageous to us.”

Streicher talked up the organization, the opportunity at hand and Vrabel — whom Brewer now says reminds him a lot of Withers as a head coach. Streicher also told Brewer he believed offensive line was his best bet in the NFL and that perhaps he could be a starting center in the league someday.

So the Titans got him. Withers texted Vrabel this message: “You’ve got yourself a tough son of a bitch.”

“Yeah, we think he’s our kind of guy,” Vrabel texted back.

Now the Titans will find out how much that means.

“In terms of the projection of where we thought he could be, I will say that when he first got here his actual play strength was better than I gave him credit for,” Robinson said. “Once he grips a guy, he has the ability to control him. You never know what trajectory, what path a player will take. But he was a guy who really took to heart all the things we thought were important from a technique standpoint. He’s worked on them. He’s a good teammate. He’s smart, all of that.”

Brewer, 24, has seen action in 24 games in his first two seasons, including six starts — three at left guard and three at right guard. He has acquitted himself well as a quality backup. That alone makes the finding and landing of him in the spring of 2020 a success. And the possibility that he could eventually succeed Ben Jones at center, whenever the 33-year-old Jones decides to hang it up, means this could be one of the memorable recruitments of Robinson’s tenure.

“When he lines up at center, you get a different look,” Titans defensive tackle Naquan Jones said of Brewer. “He’s able to put a lot of different things into his game, add a new speed aspect. He’s very quick off the ball, very good leverage, and he just makes sure everything is polished as far as technique and fundamentals. Being so quick off the ball, being so powerful with it,

he’s not one of those guys you can just bull rush, just because he has a very strong lower body. It forces you to come off the ball and think quick, because he’s gonna get on you pretty fast.”

But the question right now is what Brewer can be to the 2022 team, trying for its third straight AFC South title, at left guard. He’s replacing an elite NFL run blocker, the 6-5, 325-pound Rodger Saffold, which is like a scatback replacing Derrick Henry. For as bad as the Titans were at pass blocking last season, they continued to mash in the run-blocking department, even when Henry wasn’t running the ball.

The preseason is a time for accolades, especially for new players or new starters whose play can’t yet contradict such accolades. Brewer has received plenty, including from the compliment-stingy Vrabel, who called him “tougher than a \$2 steak.”

“That’s exactly what he is,” Lewan said of the new guy to his right, after three strong seasons of partnering with Saffold. “The guy comes to practice every single day, gives 100 percent effort and goes. He and Rodger have a lot of similarities in their game. Obviously their sizes are different, but Brew does a lot of great things, and I’m excited to play next to him.”

Brewer is also bendy like one would assume a steak at that price would be, Ben Jones saying of him: “He’s by far our most athletic guy. He’s special.”

“He’s a dog,” said Titans inside linebacker David Long Jr., another undersized find who has ascended to starting status for the Titans. “He has that mentality.”

Perhaps the strongest endorsement comes from the star player who battled Brewer all through camp. Jeffery Simmons and Saffold had some legendary encounters in preseasons past, some of them resulting in lost tempers. That wasn’t the dynamic with Simmons and Brewer, but heated competition

**TITANS BECOMING 49ERS
SOUTHEAST? ARDEN KEY,
DANIEL BRUNSKILL
CONTINUE RAN'S RUN**

**BY JOE REXRODE
THE ATHLETIC
MARCH 16, 2023**

The Titans are going for it in 2023. "It" can only realistically be considered the AFC South, but if you win that you get a home playoff game and then who knows?

You don't have to beat all the teams in the AFC with better quarterbacks than you. You have to be good enough around your good quarterback to beat three of them. Based on how the Titans have approached free agency this week, that's what they're thinking. Based on their actions in the first offseason for new GM Ran Carthon, that good quarterback, Ryan Tannehill, will be back playing out the final year of his deal. Same thing for the great running back, Derrick Henry.

(Unless the Titans trade Tannehill and move up from No. 11 to grab Kentucky's Will Levis, though it's hard anymore to find Tannehill trade partners who make sense).

Speaking of the AFC South, I doubt Duval County is fretting that edge Arden Key has moved on from the defending champion Jaguars to the Titans. But there was another Titans signing a few years ago from a divisional rival, of a guy who could play outside linebacker and defensive end, that didn't get a ton of attention at the time but has had a not insignificant impact on the Titans' handling of the Indianapolis Colts since then. Key is not Denico Autry. But Key with Autry, Harold Landry and Jeffery Simmons? It's intriguing.

Agreements with Key — who was with the 49ers in 2021 — and 49ers offensive guard Daniel Brunskill, both confirmed by a team source to The Athletic, continue the run on guys who have history with Carthon. And bolster the Titans in their area of biggest need (offensive

line) and potential area of biggest strength (pass rush).

How they fit: Key is a situational pass rusher and should be the same with the Titans unless he can carve out a bigger role than that. But that's his value and that is what Bud Dupree was supposed to be for the Titans — and was at times, especially in 2021, when Dupree, Landry, Simmons and Autry overwhelmed quarterbacks for stretches like few groups in the league. The Titans needed an add like this after losing DeMarcus Walker, who signed with the Bears. The 6-5, 240-pound Key had 4 1/2 sacks in his season with the Jaguars, but he also had a pressure rate of 14.4 percent, 20th in the NFL among players with 200 or more snaps. That rate was 15 percent in 2021 with the 49ers.

Brunskill has played all over the offensive line but is a right guard by trade and figures to step in there and replace Nate Davis, who also signed with the Bears. He was the 49ers' backup center, though, and the Titans cut longtime center Ben Jones, so that's also a possibility.

2023 impact: Landry is coming off a torn ACL. Rashad Weaver will be a third-year pro and is a solid player, but the Titans need more across from Landry. Autry is in the final year of his deal and Simmons should be getting a massive extension before the season. If Key can mesh with that group and be a force in the Titans' sub package — and those other guys can maintain or elevate their impact — this could be a terrific signing. Brunskill, meanwhile, is going to have an opportunity to start somewhere for the Titans on their rebuilt offensive line.

If he does work out at right guard and Nicholas Petit-Frere can take a step in his second season at right tackle, and if Aaron Brewer is ready to take over at center (his ideal position), and Andre Dillard is up to his potential opportunity as the starting left tackle ... well, things are starting to look less grim. But that's a lot of uncertainty. And the

Titans would still need to draft another tackle, possibly at No. 11, and a left guard.

History: A key part of the history of both players, of course, is that Carthon knows them well. The new GM is putting his stamp on this team immediately with players he believes can add to the Titans' talent and chemistry. A bigger part of the history of both players is that they've been relatively healthy. Key, a 2018 third-round pick of the Raiders out of LSU, played in all 17 games the past two seasons. Brunskill, an undrafted player out of San Diego State who originally signed with the Falcons in 2017, did miss the first three games last season with a hamstring injury but played in all 17 in 2021.

Cap update: Key signed a three-year, \$21 million deal with \$13 million guaranteed, according to NFL Network. That's a significant investment in a player who has bounced around, but if he works out as hoped, that's strong value, especially relative to the contract former GM Jon Robinson gave Dupree. Brunskill's contract details are not yet available.

Outlook: Will the Titans significantly revamp the offensive line after a terrible 2022? That remains a huge question. But the vision is coming into focus. The Niners and Eagles were loaded, and now some of their depth guys are getting bigger opportunities. The Titans have bolstered what could be another salty defense in 2023 without spending a ton. Now, the next question: What are they going to do at receiver?

###

**TITANS' TREYLON BURKS
STARTING 2023 WITH
NEWFOUND CONFIDENCE
AND JOYFUL APPROACH.
HERE'S WHY**

**BY JULIAN BASENA
NASHVILLE TENNESSEAN
JUNE 8, 2023**

Treyton Burks is having fun playing football again. Growing into his role in year two with the Tennessee Titans, Burks is focusing more on enjoying himself and playing confidently after an up-and-down rookie season.

"I'm out there just having fun, playing with my teammates, just doing my job," Burks said after Wednesday's minicamp practice.

According to Burks, Rob Moore, the Titans wide receiver coach, has been key to his shift in attitude. Out of everything he's learned from the former All-Pro wideout, Burks said Moore has improved his confidence most.

Playing fast, having fun and worrying less about mistakes are areas Burks has seen significant growth. In his rookie year, Burks said he never truly grasped the approach until the end of the season.

"I was just like, 'if it happens, it happens — just move on,'" Burks said.

To start 2023, Burks has recaptured a more aggressive style of play, hunting for contested passes under duress. He's shown some of his ability during minicamp this week.

"That's just stuff that I've grown up (doing) before getting here," Burks said. "It just took time for me to relax and get back to myself and now I'm able to do that."

"It comes from confidence," Burks said, " ... me having confidence going up making those balls and not thinking too much during the route. Just running the route,

having fun, going up and making a play for the team."

His early improvements in 2023 are in contrast to his struggles throughout his rookie season.

Burks, a first-round draft selection in 2022, was thrust into a major receiving role at the start of his career and endured several setbacks. Billed as the replacement for A.J. Brown, Burks missed the majority of his first minicamp and OTAs because of asthma-induced breathing issues.

Due to other ailments, Burks appeared in 11 games (six starts) and recorded 33 catches for 444 yards. He suffered a toe injury that sidelined him for multiple weeks and was also subject to the Titans' quarterback turnover after Ryan Tannehill went down with injury.

Burks' best performances came when quarterback play and attitude were at their best. With Tannehill healthy in Week 11, Burks caught seven balls for 111 yards.

Burks believes Tannehill and additional veteran guidance can build his confidence further.

"That helps out a lot just because (Tannehill) knows what he's talking about so I listen," Burks said. "I haven't been in the league as long as he has just hearing from him and hearing from all the older guys has helped me."

###

**TITANS WR TREYLON
BURKS ARRIVES TO OTAS
AFTER 'CRAZY' FLIGHT,
IMPRESSES QB RYAN
TANNEHILL WITH
IMPROVEMENT**

**BY GRANT GORDON
NFL.COM
JUNE 1, 2023**

Whether it was by land, air or sea, Treylon Burks was going to arrive on time for Tennessee Titans organized team activities earlier this week.

Due to the domino effect of a delayed flight, Burks was forced to make alternate arrangements in the form of flying into Tennessee via a small Cessna.

It was an example of Burks' dedication, but an uneasy journey nonetheless for the 2022 first-round pick who has arrived at OTAs ahead of a season in which he aims to arrive as a viable No. 1 WR for Tennessee.

"That was kind of crazy though," Burks said, via PaulKuharsky.com. "It was real crazy. But I mean, you got to do what you got to do."

The 6-foot-3, 225-pound Burks had his flight from Dallas to Arkansas delayed, thereby meaning his connection to Nashville would be missed, Kuharsky reported. So, after much ado attempting to find a private pilot, Burks landed with Zach Davis. However, it was a tight squeeze of a flight for the big-bodied wideout.

"It was actually the day before where my agent called the guy, but I didn't know the plane was that little," Burks said. "I just thought it was maybe like a little jet or something. Then when we get there, it's just crazy, you know? Everything was alright."

All's well that lands safely, though, and Burks has hit the OTA practice field running ahead of a pivotal season.

Tennessee has a dearth of talent in the WR corps and Burks will need to make some strides in Year 2 after a disappointing rookie campaign.

Though it's merely the spring, so far so optimistic for Burks in the eyes of his quarterback Ryan Tannehill.

"Treylon's grown a lot," Tannehill said this week. "I'm really excited about what I've seen from him. He's flying around."

There was no pun intended by Tannehill, but flying around has been a theme for Burks so far, and that's promising for the Titans.

Burks was selected by the Titans after they traded A.J. Brown to the Philadelphia Eagles.

Following a trade that was largely panned and hoisted undo pressure upon Burks' shoulders, the Arkansas product struggled along with the rest of the 2022 Titans offense. Burks, who deals with asthma and was sidelined with a concussion last year, played in 11 games as a rookie and finished with just one touchdown off 33 catches for 444 yards.

With a year under his belt, though, Burks is impressing early in the offseason.

"He's moving fast," Tannehill said. "He's moving efficiently. He's coming out and he's working. He's in shape. All great things obviously. He's been able to catch the ball and get open his whole time here, but all the little things that go along with playing the position, being able to see the field, understand the full concept, as opposed to just a route. How he fits in the whole picture. All those things."

"I think he's playing with a lot of confidence right now. So, just want to keep him going, keep him growing. He's doing a lot of really, really good things right now. I'm really happy with his growth and want to keep pushing forward."

Burks is flying high so far in 2023, but just how high won't be seen until the season kicks off in September.

###

**NEW TITANS WR
TREYLON BURKS PUTS
HIS BOOTS ON THE
GROUND IN NASHVILLE,
READY TO WORK**

**BY JIM WYATT
TENNESSEETITANS.COM
APRIL 29, 2022**

NASHVILLE – Decked out in cowboy boots, jeans and a dapper white sports coat, new Titans receiver Treyton Burks stepped off the team's private jet on Friday looking – and sounding – the part.

The boots, by the way, weren't just for show for his trip to Music City. Burks, in fact, has several pairs, including ostrich, lizard and snake skin boots.

"I'm just a boots guy," a smiling Burks, who likes to hunt hogs as a hobby, said as he walked through the Titans locker room. "I like my boots."

After being drafted 18th overall by the Titans in Thursday night's NFL Draft, the former Arkansas receiver arrived in town today and said ready to get to work.

"Honestly, words can't explain the feeling I have right now," Burks said. "I am thankful to be here, and for having the chance to live my dream. I just want to do everything God has put in front of me, and attack it like I am."

"I'm happy to be here. I knew that (the Titans) liked me, just from the one-on-one visit that I had with them. But I just played it as: I am just going to let God take care of everything and wherever I go, I am going to be blessed to go there. Now, I feel like I'm blessed to be here, and I'm ready to get to work."

A 6-foot-3, 225-pounder, Burks caught 66 passes for 1,104 yards and 11 touchdowns for the Razorbacks in 2021 to earn first-team All-SEC honors – and get the attention of NFL teams.

During the pre-draft process, Burks said he visited 14 different teams, including the Titans.

"I went three weeks straight flying," Burks said. "I was all over the place, going from one place to the next. I racked up a lot of flying hours."

Burks felt like there was something special in Tennessee, who traded up from the 26th pick – while dealing receiver A.J. Brown to the Eagles in the process – to get him.

As Burks walked the hallways at Saint Thomas Sports Park on Friday, he said he felt comfortable. He was on his way to Nissan Stadium, set to return to the facility for a press conference later today.

"Just how Coach (Mike) Vrabel runs things, and everybody else in the organization, the mentality in the locker room and on the field and practices, I like it," Burks said. "It's about business, going about your business the right way and everything else will take care of itself."

"Just walking around the facility today, being a part of it now, it is a lot different. I am not uptight, all of that. I am comfortable that I am finally here, and I'm ready to get to work."

Titans controlling owner Amy Adams Strunk sent the team's private jet – complete with a Titans logo – to Searcy, Arkansas, this morning to pick up Burks at 11 a.m.

He landed in Nashville around 11:45.

"Just being on that jet, and coming here, that was pretty cool," Burks said. "I am so thankful."

"I am going to go to work every day and take care of my business. I am going to be that team player that is going to motivate everyone around me, that's just who've I've always been. As a young boy playing pee-wee ball, I feel like I tried to establish myself as a hard worker."

Before heading to Nissan Stadium, Burks tackled one more topic during a quick interview on Friday: Hog hunting, as mentioned previously.

Yes, it's true.

"My favorite hobby is hog hunting," Burks said with a smile. "When I was like six years old, we would go out and hunt hogs with my uncle's friends and I just fell in love with it and have been doing it ever since."

"We use dogs, and a knife," Burks continued. "The dogs go out there and bait them, and we come in behind them and catch the hog – and depending on how big it is – we decide whether we kill it or not."

Burks smiled when asked the size of the biggest hog he's ever battled.

"450 (pounds)," he said.

"There was one time when (a hog came after us), but we got up the tree, so it couldn't get us," Burks said, smiling bigger. "It was an adrenaline rush for sure."

Kind of like landing in the NFL.

###

**TITANS WR TREYLON BURKS
ARRIVES TO OTAS AFTER
'CRAZY' FLIGHT, IMPRESSES
QB RYAN TANNEHILL WITH
IMPROVEMENT**

BY GRANT GORDON

NFL.COM

JUNE 1, 2023

Whether it was by land, air or sea, Treylon Burks was going to arrive on time for Tennessee Titans organized team activities earlier this week.

Due to the domino effect of a delayed flight, Burks was forced to make alternate arrangements in the form of flying into Tennessee via a small Cessna.

It was an example of Burks' dedication, but an uneasy journey nonetheless for the 2022 first-round pick who has arrived at OTAs ahead of a season in which he aims to arrive as a viable No. 1 WR for Tennessee.

"That was kind of crazy though," Burks said, via PaulKuharsky.com. "It was real crazy. But I mean, you got to do what you got to do."

The 6-foot-3, 225-pound Burks had his flight from Dallas to Arkansas delayed, thereby meaning his connection to Nashville would be missed, Kuharsky reported. So, after much ado attempting to find a private pilot, Burks landed with Zach Davis. However, it was a tight squeeze of a flight for the big-bodied wideout.

"It was actually the day before where my agent called the guy, but I didn't know the plane was that little," Burks said. "I just thought it was maybe like a little jet or something. Then when we get there, it's just crazy, you know? Everything was alright."

All's well that lands safely, though, and Burks has hit the OTA practice field running ahead of a pivotal season.

Tennessee has a dearth of talent in the WR corps and Burks will need to make some strides in Year 2 after a disappointing rookie campaign.

Though it's merely the spring, so far so optimistic for Burks in the eyes of his quarterback Ryan Tannehill.

"Treylon's grown a lot," Tannehill said this week. "I'm really excited about what I've seen from him. He's flying around."

There was no pun intended by Tannehill, but flying around has been a theme for Burks so far, and that's promising for the Titans.

Burks was selected by the Titans after they traded A.J. Brown to the Philadelphia Eagles.

Following a trade that was largely panned and hoisted onto pressure upon Burks' shoulders, the Arkansas product struggled along with the rest of the 2022 Titans offense. Burks, who deals with asthma and was sidelined with a concussion last year, played in 11 games as a rookie and finished with just one touchdown off 33 catches for 444 yards.

With a year under his belt, though, Burks is impressing early in the offseason.

"He's moving fast," Tannehill said. "He's moving efficiently. He's coming out and he's working. He's in shape. All great things obviously. He's been able to catch the ball and get open his whole time here, but all the little things that go along with playing the position, being able to see the field, understand the full concept, as opposed to just a route. How he fits in the whole picture. All those things."

"I think he's playing with a lot of confidence right now. So, just want to keep him going, keep him growing. He's doing a lot of really, really good things right now. I'm really happy with his growth and want to keep pushing forward."

Burks is flying high so far in 2023, but just how high won't be seen until the season kicks off in September.

###

**MTSU TO RETIRE TITANS
SAFETY KEVIN BYARD'S
JERSEY**

**BY JIM WYATT
TENNESSEETITANS.COM
AUGUST 4, 2022**

NASHVILLE – Titans safety Kevin Byard had a good day in Thursday's practice – he knocked away three balls in an early 1-on-1 period before later intercepting quarterback Ryan Tannehill.

Things got even better after practice.

After Byard wrapped up a press conference, MTSU officials surprised him by walking out of Ascension Saint Thomas Sports Park and announcing the team's plans to retire his No. 20 jersey at the school.

"Honestly, this jersey is fire," Byard said with a smile. "What an honor. Just going back to those days at MTSU. ... I played with a lot of great players at MTSU, a lot of great coaches. I couldn't have done it on my own. A lot of people I want to thank – all the coaches, players, staff, trainers, people in our student enhancement center that helped me. I am just honored, and I am so grateful. I'm really at a loss for words.

"I know my mother would be very proud of me in this moment right now."

Byard's jersey will be retired on Sept. 30 during a ceremony at the Blue Raiders' home game versus UTSA, President Sidney A. McPhee and Director of Athletics Chris Massaro announced on Thursday. MTSU coach Rick Stockstill gave Byard a big hug at the ceremony.

Byard will join Teddy Morris as the only other player in MTSU football history to have his number retired. Morris' No. 14 was retired in 1965.

"I want you to know that we are all very, very proud of you," McPhee told Byard. "You represent us well,

and you represent this state well. Congratulations."

A four-year starter for the Blue Raiders from 2012-15, Byard ended his career as the program's all-time leader in interceptions (19), interception return yards (377), interception return touchdowns (4) and is one of just nine players in school history with 300 or more tackles. A team captain, Byard forced or gained 25 turnovers (19 INT, 5 FF, 1 FR) in 49 career games played.

Byard was selected in the third round in the 2016 NFL Draft by the Titans. He's coming off his second Pro Bowl season with the team. Byard was named the team's Walter Payton Man of the Year winner in 2020 for his work in the community.

"I remember I told Jon Robinson when they were evaluating Kevin before the draft," said Stockstill, referring to the Titans General Manager. "I told him: Kevin came in as a professional, and he did everything right off the field, and he had an incredible work ethic. He was extremely focused on his goals, what he wanted to accomplish not only as a student, not only as a football player, but as a man. He came in as a professional and he worked hard. ... I always appreciated how hard he worked."

###

###

**AFTER LOSS OF HIS
MOTHER TITANS SAFETY
KEVIN BYARD BUOYED
BY HER LIFE LESSONS,
STRENGTH AND PRIDE**

**BY JIM WYATT
TENNESSEETITANS.COM
JULY 27, 2022**

NASHVILLE – Kevin Byard looked like he was having the time of his life at Day 1 of Titans camp on Wednesday.

Football is back, and the seventh-year pro was flying around during the 90-minute practice.

After taking off his helmet when the session wrapped up, Byard was swarmed by his two kids – daughter Eliana and son Kevin Byard IV – as he greeted his wife, Clarke.

"It's a beautiful thing," Byard said. "It's a big blessing to have my kids out here, two beautiful children."

Byard said he appreciates every moment even more now after losing his mother a month ago.

What makes him smile is knowing how proud his mother was of him. Byard said he appreciates the love and support from those around him following his mother's unexpected death.

"At times, I feel like I'm still in shock a little bit, it hasn't set all the way in," Byard said after practice. "Some days are good, and some days are tough. But at the end of the day, I think what I have learned throughout this process is you really never know. This thing came out of left field, so (I'm) just trying to wake up every morning with gratitude. Gratitude that I have another day to come into this building, be around the guys.

"I try to come in here every day being grateful that I have another day, and that's what I try to express to the guys. It's the same thing in this building: You never know when it is going to be your day, and you never know when an injury may end

everything or just your life, period. I feel like people that have been through this situation will tell you: Love on your loved ones, and make sure you are calling people every day to let them know that you love them."

Byard, a two-time Pro Bowler, has talked glowingly about his mother, Artina Stanley, in the past.

Following a divorce when Byard was in the ninth grade, Byard's mother moved the family from Philadelphia to Atlanta. She worked long hours to make sure her children received what they needed.

In May 2020, the former MTSU star bought his mother a new house.

On June 24 of this year, Byard posted a tribute message to his mom on Instagram, crediting her for his success.

"My mom was everything to me," Byard said on Wednesday. "Her work ethic, every single day. Raising seven kids, (mainly) on her own, is tough on anybody. And she took it in stride and handled it with the utmost character and everything. ... Who I am today is because of her, and I owe everything to her.

"One thing I understand, too, thinking spiritually, my mom is with me every single day. It might sound weird, but I talk to my mom a lot and I can hear her voice saying: "Just keep your foot on the gas." And that's what I am going to keep doing every single day."

###

DAD LIFE – A SPECIAL DELIVERY

**BY MIKE HOGAN
SPORTS ILLUSTRATED
SEPTEMBER 16, 2020**

Kevin Byard and his wife, Clarke, recently experienced something that many couples who have newborns would consider non-traditional.

It was not according to the game plan, but the Byards delivered Kevin Leon Byard IV at their home on August 23. It will not count to his interception total, but the Tennessee Titans Pro Bowl safety made what he can consider the biggest catch of his life, when his hands brought the child into this world.

Byard told the exhilarating story during a virtual press conference with media on Wednesday.

“It’s one of those deals where we couldn’t make it to the hospital,” he said. “My wife was having pretty bad contractions. I actually feel asleep because they ended up subsiding and I thought the baby was going to come the next day.”

But then things changed.

“She woke me up at about 10:30 having contractions. She was on the bathroom floor, so I kind of got up ... not really panicking but scrambling to get some clothes on, helping her trying to get dressed. Her mom was downstairs so I called her upstairs to help us out. I went downstairs to get the car ready and then went back upstairs. She was on her feet moving around but she was having pretty bad contractions.

“I called the doula [healthcare professional] and quickly called her back to tell her to meet us at the house. Now I am really starting to scramble a little bit. I went back downstairs for something and when I went back upstairs, she was back on the floor ... she was on her hands and knees still having contractions.

“I got the doula on the speaker phone and she asked my wife how she was feeling. She said, ‘I can’t

really move, I feel like the baby is about to come.’ The doula said, “Let’s try to get her in the bathtub.’

“So I am like, ‘OK, well let’s try to get her on her feet.’ So I tried to check back there ... I kind of pulled her pants down a little bit to see what’s going on and the head was already poking out. So, at this point I am back there, “Oh man the head the head is poking out.’ The doula told her to start breathing, relax and to start pushing.

“She’s on her hands and knees so the baby, when the head started to come out, his face was pulling upward so I could see it was real purple. I was kind of nervous about that. The doula told me to support his head and check for the umbilical cord to see if it was wrapped around his neck. Thank god it wasn’t.

“She started pushing and about 10-15 minutes later, once she got his head out and his shoulders, everything kind of slipped out. I caught him in my arms and waited about five seconds. He coughed about two times and started crying. I laid my wife down on her back. We did skin-to-skin. We waited for the ambulance and the doula to arrive .. we got the placenta out, cut the umbilical cord and went to the hospital.”

The son is the couple’s second child and his birthday is one day after his older sister’s. Byard will be able to tell both of his children many stories about his successes as a football player.

A third-round selection by the Titans in 2016 out of Middle Tennessee State, Byard made the Pro Bowl and took home All-Pro honors in just his second NFL season (2017). He has been a team captain twice (2019, present) and leads all NFL safeties with 17 interceptions since the 2017 season.

But no success story will be more compelling than this one.

“That was probably the most memorable thing me and my wife have ever been through in our

relationship other than obviously getting married,” he said. “That’s a story I will be able to tell my son for the rest of our days.”

###

**3 THINGS TO KNOW
ABOUT CHANCE
CAMPBELL, TITANS'
SIXTH-ROUND NFL DRAFT
PICK AT NO. 219 OVERALL**

**BY MAXWELL DONALDSON
THE TENNESSEAN
APRIL 30, 2022**

The Tennessee Titans selected former Ole Miss linebacker Chance Campbell with the No. 219 pick in the sixth round Saturday during the 2022 NFL Draft.

Campbell had 109 tackles, 12.5 tackles for loss and six sacks during his senior season.

Here's what to know about Campbell.

Transfer from Maryland

Originally enrolling at Maryland, the prospect from Ellicott City, Md., had 107 tackles with 10 for loss and 1.5 sacks across three seasons with the Terrapins. He earned honorable mention All-Big Ten honors his junior season.

He appeared in four games during that season, tallying 42 tackles with 5.5 for loss and 1.5 sacks in the shortened season. He came to Maryland as a three-star recruit and ranked as the 20th-best prospect in Maryland.

Helped turn around Ole Miss defense

After transferring to Ole Miss, he helped lead the turnaround of a Rebels defense that allowed 38.3 points per game in 2020, reducing that to 24.7 points on average last season. It was the best mark since 2015 for Ole Miss. He helped to anchor the inside of the Rebels' linebacking corps.

He was the first SEC player to have 100-plus tackles, 12-plus tackles for loss and 6-plus sacks since linebacker Roquan Smith's 2017 season at Georgia. Smith is now with the Chicago Bears.

High school lacrosse success

Campbell played both football and lacrosse at Calvert Hall in Baltimore. He helped lead the Cardinals to a MIAA Conference title as a junior.

That season he scored 21 goals in 13 games, according to MaxPreps.

During an interview with NFL Network's "Good Morning Football," he discussed how lacrosse helped him improve at football.

"Lacrosse is a sport that is just fast," Campbell said. "You're on your feet the whole time; there's a physical aspect of it which is really fun. It's kind of like being a safety all over the field. ... You get to be agile and make moves, go score and go play some defense. It's kind of like football but on skates all the time so you're rolling."

###

HOW TITANS GM RAN CARTHON GOT HIS DREAM JOB

*BY TURRON DAVENPORT
ESPN
SEPTEMBER 4, 2023*

NASHVILLE, Tenn. -- As Ran Carthon was being introduced as Tennessee Titans general manager in January, his mind flashed back to 2003.

The thought brought a smile to his face. Carthon was a senior at Florida when his then-girlfriend, Heaven, asked him what he wanted to do for a living.

"I told her, 'One day I want to be a GM of an NFL football team,'" Carthon said. "She later told me that she almost stopped dating me because she never met somebody that lived in la-la land."

Carthon thanked myriad people during his speech before he smiled at Heaven, who's now his wife, and said "Honey, today that dream comes true."

Carthon became the fifth GM of the Titans since the franchise moved to Nashville in 1997, achieving a goal dating back to childhood. It was an arduous process. He employed unconventional methods to get his foot in the door after spending 2004 to 2006 as a running back with the Indianapolis Colts before finishing the second half of his third and final season with the Detroit Lions.

"He can connect with anyone," Houston Texans coach DeMeco Ryans said of Carthon, whom he worked with in San Francisco. "Everybody is Ran's best friend. He's ... very relatable, very personable."

Former Colts running back Ran Carthon rushes for a game-winning touchdown in the fourth quarter against the Jacksonville Jaguars in 2005. John Harrell/AP

CARTHON'S PASSION FOR scouting started in 1995, when he

was 14 years old and studying draft previews. When draft day came, he and his younger brother would record the all-day event on their VCR. Carthon watched each selection, rewinding and scribbling the picks on his "little legal pad."

That passion only grew in Indianapolis.

Future Hall of Famers like quarterback Peyton Manning and running back Edgerrin James were pivotal for his development on and off the field. He had to be ready for Manning's famous "Omaha" calls at the line of scrimmage, constant audibling and knowing everyone's job on any given play.

"You can't just know your spot when playing with a guy like that," Carthon said. "You have to know what everybody is doing."

"It opens up your eyes from the vantage point of being a talent evaluator, being able to understand who is making the mistake, who is right, who is wrong."

Even as a player, he scoured advanced scouting reports. James was impressed with the way Carthon read every report and evaluated film, calling his former teammate "a student of the game."

"Ran, he was going a little bit deeper," James said. "He's studying the sheets and really knew everything when he didn't have to."

Carthon was first exposed to the NFL personnel world when he was in college. The New York Jets staff visited Florida for pro days, and his father, Maurice -- a former NFL fullback -- was a member of the Jets' coaching staff. They ended up putting Ran to work as he timed the 40-yard dash and tabulated results. He also would meet with the coaches and watch film.

"That was my introduction to the business side of it and not just be a fan of the draft," Carthon said.

As Carthon's playing career was ending, he knew he had to create

connections that would help him take steps toward becoming a GM -- including taking workouts to network to set -- but little did he know, it would be the key to his future.

THE WORKOUT CARTHON took with the Atlanta Falcons might have been the most valuable. He was able to establish a relationship with then-general manager Thomas Dimitroff, and that led to a scouting job in 2008.

He spent four seasons attending games, practice sessions and studying prospects' tapes.

Carthon's next job was director of player personnel with the Rams from 2012 to 2016. He was still a scout, but he was also in charge of pulling together reports from other scouts and coaches to present to the general manager and head coach.

The most pivotal move came in 2017 after he joined the San Francisco 49ers as director of pro personnel. Carthon was required to have extensive knowledge of all 32 NFL rosters.

"I came from a good situation in San Francisco," Carthon said. "It was a really great building with a lot of strong relationships there."

Carthon went on to become the director of player personnel in 2021, a move that put him on track to become a GM.

"Ran's had a tremendous amount of experience in a variety of roles," 49ers general manager John Lynch said. "He did a tremendous job in our pro department. Then we wanted him involved in more than just the pro department because he was worthy of that. So Ran got involved in our college process."

The 49ers selected former Louisiana running back Elijah Mitchell in the sixth round of the 2021 draft, in part, because Carthon pushed for it. The football research and development manager, Demetrius Washington, came to Carthon saying his numbers were telling him Mitchell was the

best outside zone running back in the draft, but he wanted Carthon to watch the game film.

Carthon agreed with Washington, and they took their findings to 49ers coach Kyle Shanahan. DeMeco Ryans, who was the defensive coordinator at the time, agreed as well, and the 49ers selected Mitchell instead of a linebacker they originally focused on selecting.

Injuries to running backs Raheem Mostert and Jeff Wilson Jr. thrust Mitchell into duty in 2021, where he rushed for 963 yards and five touchdowns as a rookie in 11 games and helped push the 49ers to the NFC Championship Game.

San Francisco's success in the draft and free agency led to a Super Bowl appearance in 2019 and back-to-back NFC Championship Game appearances in 2021 and 2022. The 49ers' winning ways landed Carthon in the conversation for multiple general manager roles.

CARTHON INTERVIEWED FOR the general manager position with the Chicago Bears, New York Giants and Pittsburgh Steelers in 2022.

The opportunity to become the Titans' general manager may not have been possible if Carthon didn't attend The NFL Front Office Accelerator program in December. The program is designed to enhance opportunities for diverse front office prospects to strengthen relationships with club ownership and executives.

"The goal of our accelerator program is to foster relationships between owners and potential candidates for front office positions," said Steelers president Art Rooney II, chairman of the NFL Diversity, Equity and Inclusion Committee. "Both the clubs and the accelerator participants understand the importance of the exposure, professional development and networking opportunities."

The accelerator program put candidates like Carthon in a meet-

and-greet setting with NFL team leadership groups.

"I am extremely appreciative to commissioner [Roger] Goodell, [NFL chief diversity and inclusion officer] Jonathan Beane and all those beautiful people at the league office there that spearheaded the program," Carthon said.

"It works. I'm here in part because of it, so it works."

During the program, Carthon was encouraged to meet with the Titans leadership panel that included controlling owner Amy Adams-Strunk, president/CEO Burk Nihill and chief external and league affairs officer Adolpho Birch III.

"What impressed me the most was his growth mindset and clear vision," Adams-Strunk said of Carthon.

Adams-Strunk was also struck by Carthon's "ability to connect" with the Titans' leadership group.

Developing relationships has always been one of Carthon's strengths, going all the way back to his time in Gainesville, Florida, where he was nicknamed, "The Mayor."

"He gets to know people in a really authentic way," Lynch said. "I can't tell you how many times I was like, 'Ran, I need you to go find this out.' He'd always deliver because people connect with Ran."

When Carthon landed his first scouting job, there were three Black general managers (Ozzie Newsome, Baltimore Ravens; Rick Smith, Texans; Jerry Reese, Giants) in NFL history.

Now he's one of eight in the NFL.

"There have been plenty of men that have come before me that have laid this foundation," Carthon said. "It is paramount in my mind to do the work and be successful in order to leave the door open for other young Black men that are coming behind me."

Titans general manager Ran Carthon has made several key additions in Tennessee since taking over the role in January. George Walker IV/USA TODAY Network

CARTHON WAS TESTED immediately in his new role. The Titans entered the offseason with multiple holes to fill -- including retooling the offensive line, adding playmakers to an anemic offense and replacing free agents that went on to other teams -- with limited cap space.

Under Carthon's leadership, the Titans added low-cost starters for a franchise with approximately \$14.4 million left of a possible \$224.8 million salary cap for 2023.

"He's a guy that's motivated for the right reasons to do what he does best, evaluate football players," Miami Dolphins coach Mike McDaniels said of Carthon, who he knows from his days as 49ers offensive coordinator. "He has a great scope of what it takes for a team to win and all the different variables that are encompassed in that."

Carthon opened the line of communication with defensive tackle Jeffery Simmons' agent, Paul DeRousselle, about a contract extension soon after he got the job. Simmons had already made it clear after the 2022 season finale that he wanted a new deal to stay with the Titans and didn't want to play on the franchise tag.

"When I first met Ran, he told me I would be here in Tennessee," Simmons said. "I would say Ran kept his word."

The two parties kept the communication going through free agency and brokered a deal that made Simmons the highest-paid player at his position at the time with a four-year, \$96 million extension through the 2027 season.

"[Negotiations were] collaborative and never combative," DeRousselle said. "We never got away from the

purpose. We didn't negotiate through the media. We just did good, clean business."

Then the focus turned to the draft in April where the Titans held the No. 11 pick. Carthon said he woke up at 3 a.m. and struggled to go back to sleep one of the nights leading up to the draft because he wondered who would be there when the Titans were on the clock.

That No. 11 pick ended up being Northwestern offensive lineman Peter Skoronski, a player they thought would be gone.

Carthon was excited when they were put on the clock. He likened the moment to when a player scores their first touchdown and does a dance to celebrate before the coach tells him to act like he's been there before.

"I told Ran, you never forget your first [pick]," Titans coach Mike Vrabel said.

The Titans still needed to address the wide receiver position after finishing 30th in receiving yards last season. Carthon decided to play the long game, trusting his belief an option would open as teams continued to churn their rosters.

Then the Arizona Cardinals released two-time All-Pro receiver DeAndre Hopkins in late May. Tennessee moved in quickly by hosting Hopkins on his first free agent visit in June. As Hopkins waited to make his decision, Carthon had to free up cash.

Five-time captain Kevin Byard was asked to take a pay cut earlier in the offseason but he refused. Carthon and the Titans went back to Byard in July about restructuring his deal.

This time it was a success.

The Titans were able to sign Hopkins to a two-year deal worth \$26 million a little over a month after they first brought him to Nashville.

Carthon breathed a sigh of relief before speaking to the media on Day 1 of training camp. He called the process of signing Hopkins "a long date."

The ever evolving roster construction process came to an end as the Titans released their initial 53-man roster. There's still more work to be done but after seven months into the job, Carthon is comfortable with the group he has in place.

"I'm in a lucky spot to come into a place that's pretty much established and has a culture." Carthon said. "Myself, [assistant general managers] Chad [Brinker] and [Anthony Robinson], we get to come in and add our flavor, bring it all together. It's a collaborative effort."

###

**RAN CARTHON SHARES
WHAT HE'S THINKING
ABOUT FUTURE
FOOTBALL PLANS AND
THE MUSIC CITY**

**BY JULIE BROWN PATTON
CITY LIFESTYLE
MAY 30, 2023**

Ran Carthon became the Tennessee Titan franchise's 14th general manager in January.

Previously, he served for two seasons as director of player personnel with the 49ers after handling five seasons as the director of pro personnel in San Francisco.

Ran, 42, was one of seven candidates to interview for the position with the Titans. "I want us to build the best team possible – a competitive, sound football team that Nashville and other surrounding areas are proud of," he says.

"We're excited to add Ran to our organization," Titans Controlling Owner Amy Adams Strunk states. "He brings a variety of valuable experiences to our team. I was impressed with his natural leadership qualities and ability to connect with people. With talent evaluation being critical to this role, the roster they've built in San Francisco stands out. He played an important role there constructing one of our league's best teams."

Ran's father, Maurice, also played in the NFL with the New York Giants and Indianapolis Colts.

Ran himself played running back for University of Florida and signed as an undrafted free agent with the Indianapolis Colts in 2004. He played for three NFL seasons with the Colts and Detroit Lions.

This new Titans' leader says he doesn't miss playing as much as he misses locker room camaraderie. "In my new role, I have to leave the locker room more to the guys and let it be their personal space."

So far, he says one of the toughest parts of his new job is being away from his family. "In terms of the job, I've been doing this for a while, but I knew things would come up that I had no experience with. In those cases, you lean on your mentors and people who've been there."

Football executives and former players Martin Mayhew and John Lynch Jr. are a couple of the advisers with whom Ran says he's fortunately collaborated.

Regarding Ran's main considerations heading into the NFL draft as a first-year general manager, he says, "The cool thing about this experience was having a partner in Mike Vrabel. He's done it all before. Of course, there was pressure because this was my first time facilitating an NFL Draft as a general manager, but I had a lot of experience around me to lean on and bounce ideas off of."

We also had to just trust our board, and not allow outside circumstances dictate our plan. I think we did that well."

Ran says he's looking forward to exploring Nashville. "I've found a few places I already frequent, so I'm excited to keep growing that list."

Regarding hobbies, Ran quips, "If you ask my wife, she'll tell you I have no hobbies. I have no life outside of my family and football. I do like music, though. I'm not musically inclined myself, but I appreciate it."

He says he relishes being around creators, so when he goes to Miami in the summers, he joins studio artists to just watch them create their music. "I'm looking for a studio in Nashville to engage with and spend time drawing inspiration from artists and musicians," he announces.

Ran's charitable interests lie in taking action on things that touch his heart. "I always want to lend a

hand and show up for things that make an impact," he adds.

A good example of Ran's idea of support is the "Fatherhood Ticket Program" he created in Atlanta, which gives two tickets and two sideline passes to a deserving father.

"Usually kids write-in and tell us why their dad deserves it. We hear those stories about single parent households where dad wasn't really involved, but you rarely hear the stories about where dad was involved and played a big role. It's a great way to celebrate the men who are stepping up to fill such an important role in a kid's life. I definitely want to bring the Fatherhood Ticket Program to Nashville. I think the community will love it," he says.

Regarding how his family's brood is getting acclimated, he says, "Our daughter is going off to college this year. I also have an assistant general manager in my house. My oldest son, at 6 years old, critiques every signing we do and every draft pick. My kids are amazing. I love spending time with them. Our house is always busy, and no one is short on opinions."

He shares that he met his wife, Heaven, during college in a Haitian-Creole class.

Ran's Father's Day tradition? "It's the best. I like to just chill out for the day. The kids will bring me breakfast and then I just have a relaxing day for myself."

###

FROM THE SENIOR BOWL: TITANS GM RAN CARTHON LIVING HIS CHILDHOOD DREAM WHILE KEEPING HIS FOCUS ON THE "MAIN THING"

**BY JIM WYATT
TENNESSEETITANS.COM
JANUARY 31, 2023**

MOBILE, Ala. – Way back in middle school, Ran Carthon did his homework leading up to NFL drafts.

The son of an NFL player, Carthon used to go to the local convenience stores and buy all the magazines – Athlon Sports, Street & Smith, etc. He researched the prospects, and the teams.

And then on draft nights, he'd get out a legal pad and try to predict the NFL landing spots for players.

"I didn't know what I was doing at the time," a smiling Carthon said from the Senior Bowl on Tuesday. "I didn't realize there was a career based on this when I was doing it. Back then, it was just something I liked doing. I think I recorded every draft from '95 or '96 up until the year I came out in '04."

Later, after his own college and NFL playing career, Carthon began taking things even more seriously. When he went back to the University of Florida to get his degree, he got his big break.

He credits former Gators coach Urban Meyer for giving him a chance to help out with the staff, and after one Florida Pro Day, he met with some NFL scouts, and he began to make connections.

All of that helped lead Carthon to where he is today – general manager of the Tennessee Titans.

On Tuesday, Carthon was on hand for his first Senior Bowl as a GM.

The Titans hire Carthon, who spent the previous six seasons with the 49ers and prior to that worked with

the Rams and Falcons, two weeks ago.

His world has been a whirlwind since.

Here at the Mobile Convention Center and at Hancock Whitney Stadium on the campus at the University of South Alabama, it's included a lot of handshakes and hugs from those wishing him congratulations.

"I think it goes back to the moment the news broke," Carthon said. "From the moment the news broke to the time I boarded my flight back to San Jose – a matter of maybe an hour-and-a-half – when I got on the plane, I had 600 text messages. It's just a testament to the relationships I've build around the league. Everyone knows my nature is to be low-key, off the grid. One of my buddies from another team told me: Those days are over. But I know it's coming from a good place. People are generally happy for me and happy for me to get this opportunity and it's been coming from guys I look up to in the industry to guys I have mentored.

"It has been great, but you'll hear me say constantly: I just want to keep the main thing the main thing. So being out here on the football field, being around talent, being around the staff, that is getting back to the main thing for me."

Carthon, who spent the previous two seasons as Director of Player Personnel for the 49ers, had traveled to Mobile in the past to scout players.

On Tuesday, Carthon said he feels like he's made great progress in getting more familiar and comfortable, and on the same page, with those he's now working with, from head coach Mike Vrabel and members of the team's scouting staff, who also made the trip here from Nashville.

He's also learning the prospects better as well.

So, what's Carthon looking for in future Titans?

"From a physical attributes standpoint, you want guys that are tough and physical," Carthon said. "But more than anything you want guys that love football. You want guys who are passionate about it, that football is life, and that is what they live for – they live to play this game.

"I'll give you an example: Fred Warner, who is one of the elite players in our league, he is never not in the building. And even after he got paid, he is never not in the (49ers) building. We have guys like that who are currently on our team. We just want to add more guys like that."

Carthon, who has spent time with prospects in interviews, is quick to point out he's just part of the team, despite his big title.

He's made that clear at Saint Thomas Sports Park from the day controlling owner Amy Adams Strunk hired him to replace Jon Robinson.

"One of the young guys in the office said to me: I'm excited to work for you," Carthon said. "And I stopped him and said, 'No, work with.' We are in this together. I am in this position, yes, and I embrace it. But this is a collective thing. I don't have all the answers and I am not going to always be right just because of the title I have. It is going to be collaborative – I want to hear what the scouts have to say. They have the most exposure to (the players), so I want these guys to feel very much a part of it. We're going to be a partnership."

After this week's Senior Bowl, the Titans will continue the work leading up to April's NFL Draft. The NFL Combine in Indianapolis is a month away, and Pro Days are on the horizon.

The team has some tough decisions to make regarding current players, and new additions, in free agency.

Carthon wants to do his part to help take the Titans to the next level.

"It has been a good team here, a competitive team, a winning team," Carthon said. "I have been brought in to help elevate that and bring another component to it. So, I am here to partner with Mike and partner with Ms. Amy and work with these scouts and do our part in taking the Tennessee Titans to the next step."

###

TITANS' 1ST BLACK GM SAYS HE STANDS ON 'SHOULDERS OF GIANTS'

**BY TERESA M. WALKER
ASSOCIATED PRESS
JANUARY 20, 2023**

NASHVILLE, Tenn. (AP) — Ran Carthon looked up, pausing before answering a question his aunt warned would come.

He is the first Black general manager in the history of the Tennessee Titans, a franchise founded in 1960 as the then-Houston Oilers in the original American Football League.

“I understand I’m standing on the shoulders of giants, and there have been plenty of men that have come before me that have laid this foundation that allowed me to be in this spot,” Carthon said Friday at his introductory news conference.

Carthon, who turns 42 in February, has been too busy putting himself in this position and hadn’t had time to contemplate the history of the moment. Not after a whirlwind week of interviews, a wild-card playoff victory with the San Francisco 49ers and accepting his new job.

Becoming an NFL GM had been Carthon's only goal after he went from undrafted rookie running back out of Florida to a brief playing career before front-office jobs in Atlanta and with the Rams and the 49ers.

“It’s paramount in my mind to do the work and be successful to leave the door open for other Black men that are coming behind me because there are a lot of talented young Black men who can do the job,” Carthon said. “They just need the opportunity.”

The Titans made Carthon the sixth person of color among the past eight GMs hired, and he now is the NFL's eighth Black general manager and ninth person of color overall.

The NFL has held two accelerator programs since late May to promote more minority candidates for front-office jobs. Carthon said he met Titans controlling owner Amy Adams Strunk and Burke Nihill, the team's president and CEO, during the owners' winter meetings in December.

For Strunk, the hiring moved quickly starting Jan. 12. The Titans interviewed two internal candidates, and Arizona hired their director of player personnel, Monti Ossenfort, on Monday.

Carthon interviewed with the Titans on Jan. 13 in Nashville, flew back for the 49ers' wild-card win over Seattle, then returned to Nashville for a second interview Tuesday. He learned he was being offered the job while at the airport.

He replaces Jon Robinson, fired Dec. 6 in his seventh season in the midst of what wound up a seven-game skid as Tennessee finished 7-10. The Titans missed a third straight AFC South title with a loss in the regular season finale in Jacksonville.

Strunk said Carthon stood out as the clear choice with his background as a former player who grew up around the game. Carthon's father, Maurice, not only played in the NFL but also coached with seven different teams.

The Titans also liked Carthon's record of success evaluating talent as a pro scout for the Atlanta Falcons starting in 2008, as director of pro personnel for the Rams between 2012 and 2016 and his last six seasons with the 49ers, the last two as director of player personnel.

“We called as many potential references as we could find to learn more about Ran as a person, talent evaluator and leader,” Strunk said. “Whether current and former colleagues, the scouting community, the former teammates, the feedback was unanimous. Ran is exceptional.”

Carthon, who also interviewed last year for general manager jobs with Chicago and the New York Giants, said his vision for the franchise includes lifting trophies and holding parades in Nashville. Strunk said she has those same high expectations despite how this last season ended.

“We have some big questions to answer offseason, but I’m excited for what the future brings,” she said.

The Titans are projected to be \$23.3 million over the 2023 salary cap by Spotrac.com. Both quarterback Ryan Tannehill and two-time NFL rushing champ Derrick Henry, who finished second in the league in rushing in 2022, are going into the final seasons of their current contracts.

Two-time Pro Bowl defensive lineman Jeffery Simmons has made clear he wants an extension. The Titans also hold the No. 11 overall pick in the April draft.

Carthon and coach Mike Vrabel, 48-34 in his five seasons in Tennessee, both emphasized their plans to collaborate on roster building down to position coaches working with scouts to identify talent.

“We got a lot of work to do,” Vrabel said. “We’re excited to get to work on that.”

###

**AFTER A GRAND
ENTRANCE, NEW TITANS
GM RAN CARTHON
READY TO GET TO WORK**

**BY JIM WYATT
TENNESSEETITANS.COM
JANUARY 19, 2023**

NASHVILLE — Ran Carthon made a memorable entrance on his first day on the job.

After being named general manager of the Titans earlier in the week, Carthon received a rousing, celebratory welcome to Saint Thomas Sports Park when he walked through the doors on Thursday afternoon.

"I've never had a party this big," Carthon said as he flashed a big smile.

Titans controlling owner Amy Adams Strunk then officially introduced Carthon, formerly director of player personnel with the San Francisco 49ers, to employees of the team.

Carthon, accompanied by his wife and children, seemed to be taken by surprise by the gathering, as members of the organization filled the lobby and lined the staircases of the recently renovated MetroCenter facility.

Carthon then addressed the crowd, and said he's ready to get to work.

"We are all here, rowing in the same direction," Carthon said, "and we all want to hoist the Lombardi (Trophy) one day. All of us play a part in that. So, I am here to do the work. I am willing to do the work. And I look forward to working with everybody."

Strunk, who led interviews with seven candidates since the end of the 2022 season, informed Carthon earlier this week he'd been chosen as the team's next GM.

"How do you feel about being the Titans general manager?," Strunk asked Carthon when delivering the

news. "Well, we'd love to have you."

Carlton flew to California after his second interview in Nashville, and he returned with his family on Thursday.

After making a grand entrance, Carthon made the rounds in the building, going from the locker room to the team's indoor practice facility to the C.O. Brocato Draft room to his new office.

"The welcome, walking in," Carthon said. "It just makes everything that I thought when I met (for the interview) real, and it confirms this is a great place, and we're going to do some great things together here. I am excited."

Carthon will be introduced to Nashville media at his introductory press conference at noon Friday at STSP.

###

**FROM THE PRO BOWL:
LONG SNAPPER MORGAN
COX REFLECTS ON LIFE'S
BLESSINGS, AND HIS
JOURNEY TO THE TITANS**

BY JIM WYATT

TENNESSEETITANS.COM

FEBRUARY 2, 2023

LAS VEGAS – Morgan Cox has experienced a lot during his 13-year playing career.

The Titans long snapper has played in a Super Bowl and been named to five Pro Bowls. He's played in over 200 career games, in stadiums all over the country. He's made lifelong friends, and countless memories.

As Cox took a helicopter ride on Thursday morning into the Grand Canyon, over Lake Mead and the Hoover Dam, and then over the Las Vegas strip, Cox reflected on his journey, and the blessings that have come with it.

"I've seen God's hands on a lot of things as I kind of reflect on my career," Cox said. "I am grateful for the opportunities I have been given, and the unique experiences I have gotten to have because of this game."

Cox is in Las Vegas for the 2023 Pro Bowl Games. It's his first trip as a Titan after being named a Pro Bowler on four earlier occasions during his playing days with the Ravens, where he won a Super Bowl ring during the 2012 season.

Cox, who just finished his second season in Tennessee, admits this one is special. A Collierville native who played at the University of Tennessee, Cox is representing his home state – and the team he grew up cheering for as a youngster.

While overlooking the Las Vegas Strip on Thursday, Cox told a story about the time he traveled to a Titans game his senior year in high school with his buddies.

They took his mom's Suburban, and they painted "Titans" on it. They also painted letters on their chests, spelling out T-I-T-A-N-S.

"It was a memorable trip," Cox said with a smile.

Long before that, Cox remembers watching the Titans play in Super Bowl XXXIV, at his aunt and uncle's house in Memphis. The Titans-Rams game was projected on a bed sheet.

"I remember (Kevin) Dyson stretching out the ball," Cox said, "and being heartbroken."

Cox never dreamed he'd end up playing in the NFL himself.

It started with a childhood competition, and it's continued because of a lot of hard work.

As an 11-year-old, Cox went out for a football team called the 'Buccaneers' in the Collierville Youth Athletic Association. The coach was his dentist, Bill Burriss.

On the first day of practice, Burriss brought all the players up and said they needed to fill the position of 'long snapper'. Everyone got in line, and they all got a chance to snap.

"My first shot at it was really pretty bad," Cox recalled. "So, they moved onto the next person."

But Cox said his father, who happened to be at practice that day, encouraged him to try it again, so he went to the side and practiced. He started to get the hang of it, and he got back in line.

The following year he was back in the mix, as a seventh grader, for the long snapping position at Evangelical Christian School.

"Over time," Cox said, "I got better and better."

Cox played in high school at ECS, got recruited by the University of Tennessee, and after paying his dues for a few years at the school – and

learning from FG snapper Adam Miles and punt snapper Ryan West – he got his chance.

Cox ended up playing in 38 games in three seasons at Tennessee, and was then signed by the Ravens as an undrafted free agent in 2010.

As they say, the rest is history.

Cox is humbled to be at the Pro Bowl again.

"It's an honor for me to be here, being a part of the Titans now," Cox said. "To be in my 13th year and to be able to experience the Pro Bowl again, it is truly an amazing honor and tough to put into words what it means to me."

Along the way, Cox said the backing from family and friends has made it even more special.

"The support from my home state has been amazing," he said. "No shortage of ticket requests, but that's been great as well. It's awesome to be able to play in front of people I've been around my whole life. I grew up in Memphis, went to school in Knoxville and everybody converging in Nashville is pretty cool."

Cox plans to enjoy the events surrounding the Pro Bowl Games this week.

He's scheduled to take part in a "Kick-Tac-Toe" event, and has other things planned as well.

"This isn't my kind of town to be honest," he said. "I'm a big saver, not much of a spender."

As he looks ahead, Cox plans to keep working to sharpen his craft.

Even after 13 years, he believes there's always room for improvement.

"I've put in a lot of time and work in kind of honing the craft," he said. "I can never say I have perfected it. I don't think there is such a thing. You're constantly want to chase perfection and find ways to improve

your game, whether it be snapping, blocking, covering. I can always improve."

Cox is already looking forward to Year 14.

He's hoping it will be with the Titans.

"God has a plan, and I certainly hope to be back with the Titans next year," he said. "I am going to play as long as I possibly can. I love what I get to do, and I am grateful. I feel like I am still playing at a high level, and I am going to keep playing as long as I can."

###

**TITANS AGREE TO TERMS
WITH FORMER EAGLES
TACKLE ANDRE DILLARD**

***BY JIM WYATT
TENNESSEETITANS.COM
MARCH 20, 2023***

NASHVILLE – The Titans have officially agreed to terms with former Eagles tackle Andre Dillard.

Dillard, selected with the 22nd overall pick in the 2019 NFL Draft, joins an offensive line in Tennessee that's currently under construction.

Dillard (6-5, 315) has played in 43 games over four seasons with the Eagles, with nine starts. Dillard started four games in 2019 and five games in 2021, but he was sidelined for all of the 2020 season because of a biceps tear.

In college, Dillard appeared in 42 career games at Washington State, including starts at left tackle in each of his last 39 contests. He was a two-time All-Pac-12 honoree who started all 13 games as a senior in 2018, when he allowed just one sack and 13 pressures in 722 pass-blocking snaps while receiving All-America honors as well as first-team All-Pac-12 recognition.

The Titans recently released left tackle Taylor Lewan and center Ben Jones, and guard Nate Davis reached a deal with the Chicago Bears.

###

LEBANON'S COLTON DOWELL ALL SMILES AS HE BEGINS HIS NFL JOURNEY WITH THE TITANS

**BY JIM WYATT
TENNESSEETITANS.COM**

MAY 16, 2023

NASHVILLE – Colton Dowell took his rookie mishap in stride.

While working on a footwork drill over the weekend, the Titans receiver stumbled and fell to the ground during the team's rookie minicamp.

It happened right in front of a big group of reporters on hand to cover the debut of the team's first-year players – and also, directly in front of Titans coach Mike Vrabel.

"My body was moving faster than my mind," Dowell said with a smile. "I had a lot of adrenalin going. ... I'd be lying if I said that was the first time I've ever done that, and I'm sure that's not going to be the last time.

"But it's a great thing I can look at it and know I'm not where I need to be at yet. And I can just keep getting better."

So, what did his new head coach say?

"Coach Vrabel, he just kind of looked at me and just moved on," Dowell said, smiling even bigger. "He knows it happens – I am a rookie. So, it is what it is."

Dowell, a seventh-round draft pick of the team, settled in and made some plays – including some nice catches – over the weekend.

The 6-foot-3, 212-pounder sure looked the part as he lined up across from defenders, and in a group of other receivers added by the team since the draft. Two others in his position group over the weekend were undrafted free agents, while two others were in town for a tryout.

The Titans saw something in Dowell that led the team to pick him in the draft, and on Monday he'll join the veterans on the field for the first time in the offseason program. Organized team activities start next week.

This start of this experience is special for Dowell, who grew up in Lebanon, Tennessee, attended Wilson Central High School, and played at Tennessee-Martin.

Growing up, Dowell attended training camp practices at Ascension Saint Thomas Sports Park, and he went to Titans games at Nissan Stadium.

Over the weekend he put in a Titans helmet for the first time.

"I'd like to say he'd be happy," Dowell responded when asked what a younger version of himself would be thinking right now. "And he'd realize this is a dream come true. This is just the start, and I want to continue to make that younger self happy as I keep going."

Dowell said the support from those back home has been great.

"It's been awesome," he said. "I've said it a couple of times, but when you are wanted and you are supported by people you don't even know, it is really great, and I cherish that. It is really a blessing to have that in my life right now because I know as quick as it came it can leave, so I am thankful for that and really enjoying it."

Dowell smiled when asked if he was able to commute from home.

He's actually staying at a nearby hotel with the team's other rookies, rooming with quarterback Will Levis.

Dowell is beginning his new life, as a pro.

"It's been awesome," Dowell said. "I've had a really good time being able to dive completely into football, and not have to worry

about classes or anything else coming up. I don't even have to worry about where I am going to eat at – we eat right in there (pointing inside), so it is really awesome to see the level of professionalism that can come with playing this game. I've had a great time."

###

**UNPACKING THE 'UPSIDE'
TENNESSEE TITANS HOPE
TO FIND IN DRAFT PICK
JAELYN DUNCAN**

**BY PAUL SKRBINA
THE TENNESSEAN
APRIL 30, 2023**

The weight of the wait didn't weigh Jaelyn Duncan down.

Duncan, the Tennessee Titans' sixth-round pick in the 2023 NFL Draft, has a history of waiting.

Duncan didn't start playing football until he was 14 years old.

For the next four of five years, the 6-foot-6, 306-pound tackle who played at the University of Maryland, had little idea about what he was doing.

"It probably took me until my redshirt freshman year, maybe even a year after that," Duncan said. "Throughout high school I was just out there moving people and just being a bigger body, not really using a lot of techniques. So when I got to college, that was one of the main focuses.

"It probably took me until my redshirt freshman year, maybe even a year after that."

Duncan was a three-time All-Big Ten honorable mention selection in five seasons with Maryland, where he allowed 58 quarterback hurries, 15 quarterback hits and 19 sacks in 2,551 snaps spanning 43 games, including 39 starts. He also was selected to play in the East-West Shrine Bowl.

He knows the learning will be accelerated come training camp.

"Just technique things, hand timing, punch timing, hand placement, just keeping great balance, stuff like that," Duncan said of areas where he needs to improve. "You don't want to lean and stuff. Just being more consistent and finishing, just continuing to drive and get it done every play."

Duncan's relationship with football began late, he said, because "some life stuff was going on. It wasn't the right circumstances at a young age."

Duncan won't be walking into completely unfamiliar company when he joins the Titans. He and Titans first-round pick Peter Skoronski, who faced off in the Big Ten, worked out together and shared the same trainer. He also will reconnect with Titans tight end Chigoziem Okonkwo and defensive tackle Sam Okuayinonu, with whom he played at Maryland.

"He's a guy we envision having a ton of upside," Titans general manager Ran Carthon said. "He's really, really athletic. He has some high-end traits we'd love to work with and develop. We look forward to working with him."

The weight of the wait of being picked didn't discourage Duncan, even though he said he thought he would have been picked Friday during the second or third round.

"You just sit around the house, wait for your phone to ring," he said. "I've been a little bit anxious and a little bit nervous, but God has a plan, so I've just been waiting."

He had three meetings with the Titans before the draft, including one at the combine and one at the Senior Bowl.

His next stop will be rookie minicamp, which for Duncan, can't come soon enough.

###

**DOUBT TENNESSEE
TITANS' CALEB FARLEY
AT YOUR OWN RISK. HIS
MOTIVATION COMES
FROM LATE MOTHER**

**BY GEORGE ROBINSON
THE TENNESSEAN
APRIL 30, 2021**

It doesn't take long to realize the kind of player the Tennessee Titans selected with the 22nd pick in the 2021 NFL Draft on Thursday.

Caleb Farley isn't interested in talking about the injuries he has suffered, including his two back surgeries and a knee injury before college. His recent positive COVID-19 test result is of no mind, and his decision to opt out of the 2020 college football season at Virginia Tech has already been discussed ad nauseam.

Farley is a Titan. And that's enough for him.

Would have been enough for his late mother, too.

"I was telling my mother I was going to be a first-round draft pick when I was like 7 years old," he said. "I hope she's smiling down on me from the sky."

Any physical obstacles Farley has faced through football pale in comparison to the loss of his mother, Robin, to breast cancer in 2018.

The memories of conversations he had with her as a child are still fresh, and his thoughts drifted to her when the Hickory, North Carolina, native heard his name called Thursday.

"She always believed in me," he said.

Robin was diagnosed with cancer in 2009 and endured two years of chemotherapy and radiation. For a while it looked like she had beaten the disease. But the cancer returned aggressively and invaded her bones.

"After some time it started to wear on her," Caleb's father, Robert Farley, told The Tennessean. "I think Caleb accepted what happened because he knew that his mother had faithfully lived the life she wanted to live. She didn't die in regret."

Robin died without seeing her son play college football.

She attended every game from the time he began playing little league at 7 through his high school career at Maiden High School in North Carolina, where he starred as a quarterback.

Caleb tore the ACL and MCL ligaments in one of his knees prior to arriving at Virginia Tech in 2017. He took a redshirt his first year on campus, and was moved to wide receiver. Months later, in January 2018, Robin died with her family, including Caleb, by her side.

"He never once thought about not playing football after his mother's death," Robert said. "He's always been committed to it. His mom encouraged that commitment. I mean it was difficult on all of us and it took some time to adjust but Caleb pours himself into football. He loves it that much."

Football is Caleb's love, but family has been the foundation. It's the reason why he decided to opt out last fall despite coming off a 2019 year in which he led the ACC in passes defended (16) and finished with four interceptions as a converted cornerback.

It was a risky move. He was the first high-profile college football player to make that decision, and some questioned whether it would hurt his rising draft stock.

"Yeah, it's just frustrating," Farley said about having to answer questions about his health. "It gets to the point where you want a team to draft you, that believes in you, and if you don't believe in me, then play against me."

"Caleb opted out because of his concern with COVID," Robert said. "It was as simple as that. It had nothing to do with his injuries. He wasn't hurt. You have to understand, we were still learning about the short- and long-term effects of this virus. He didn't want to risk his health or possibly the health of his family members."

Virginia defensive back Caleb Farley, right, intercepts a pass intended for Miami wide receiver Dee Wiggins during the first half of an NCAA college football game, Saturday, Oct. 5, 2019, in Miami Gardens, Fla. (AP Photo/Lynne Sladky)

Caleb maintained a strength and conditioning schedule last fall. Despite not seeing the field in 2020, his instincts and ability in man coverage were enough to convince NFL scouts. The Titans felt his 6-foot-2, 207-pound frame and athletic skillset at cornerback — a position of need — were too good to pass up.

"He's long and I think (man coverage) is something they did a lot of at Virginia Tech," Titans coach Mike Vrabel said. "Those guys were manned up outside without a whole lot of help. He's coming from a very aggressive scheme that puts a lot of pressure on those guys on the outside."

Farley was invited to attend the draft in Cleveland on Thursday, but a positive COVID-19 test result earlier in the week prevented him from attending.

Farley was tested again Thursday and that result came back negative, he said. But the questions about his health remain. And so will the memories of his late mother, and the motivation she gave him to overcome any obstacles en route to the NFL.

"When coach called me to tell me I was going to be a Tennessee Titans, the first thing out of my mouth was 'When can I get the playbook?'," Caleb said. "I'm extremely excited

to get back on the field and rep these colors."

###

**TITANS AGREE TO TERMS
WITH VETERAN OL CHRIS
HUBBARD**

***BY JIM WYATT
TENNESSEETITANS.COM
JULY 28, 2023***

NASHVILLE – The Titans have agreed to terms with veteran offensive lineman Chris Hubbard.

Also, the Titans have waived offensive lineman James Empey.

Hubbard adds to the competition at right tackle, where the team is looking for depth and a starter to at least begin the season following Nicholas Petit-Frere's six-game suspension. Petit-Frere started 16 games for the Titans at right tackle in 2022.

A nine-year veteran, Hubbard has played in 85 career games, with 49 starts, while playing for the Steelers and Browns.

A 6-foot-4, 295-pounder, Hubbard has played the past five seasons in Cleveland. He played in four games in 2022, with one start. Hubbard played in college at Alabama-Birmingham, and he was signed as an undrafted free agent by the Steelers in 2014. Hubbard started 16 games at right tackle for the Browns in 2018, and he started 13 games at right tackle in 2019.

During the course of his career, Hubbard has started games at guard and tackle.

The Titans are back on the field Friday morning at Ascension Saint Thomas Sports Park for another training camp practice.

###

**DL NAQUAN JONES
MAKING A NAME FOR
HIMSELF WITH THE
TITANS**

**BY JIM WYATT
TENNESSEETITANS.COM
JULY 6, 2022**

NASHVILLE – Naquan Jones arrived in Nashville a year ago known for his somewhat familiar name.

The defensive lineman smiled when first reminded of DaQuan Jones, who was a big part of the team's d-line in the years prior to his arrival.

But as Naquan Jones found his way as a rookie last season, he began to make a name for himself in Tennessee.

Now in Year 2, he's looking to do even more.

"Last year when I came in, I was a little overwhelmed, just like any rookie coming in here, transitioning," Jones said. "I was overthinking (last year) and not playing as fast as I could because of that. But the more reps you get and the more you step on the field, you get more comfortable.

"This year I feel more comfortable, with a year under my belt, and I'm not the youngest guy in the room any more. I came in with the mindset of every day I want to get better."

Jones, signed by the team as an undrafted free agent after the 2021 NFL Draft out of Michigan State, went through training camp and preseason with the team a year before starting the season on the team's practice squad.

But just a few weeks into the season the Titans promoted Jones to the active roster, and he ended up playing in 13 games, with five starts.

The 6-foot-3, 313-pound Jones finished the year with 29 tackles and 2.5 sacks, along with four

quarterback pressures and four tackles for a loss.

This offseason, Titans defensive coordinator Shane Bowen praised Jones for his improvement.

"I think he has done a great job," Bowen said of Jones. "He took a lot of great strides last season. He got thrown into the fire there a little bit, but I thought he showed tremendous growth throughout the season last year and he is becoming more of a pro. He is maturing, and he is kind of figuring out what it takes to be a pro.

"There's a little more seriousness to him right now. So I am excited about the direction he is on right now."

A four-year letterman with the Spartans who was credited with 78 tackles, including 12.5 for losses (44 yards) and 3.0 sacks (20 yards) in 46 career games in college, Jones knows he has more upside.

"Just technique, you can improve on something every day," Jones said. "Coach (Mike) Vrabel tells us that, (d-line coach) Terrell (Williams) tells us that. Just the mindset to get better every day is key.

"I always play with high effort, and I'm always going to play hard, especially playing next to Jeff (Simmons), next to (Teair) Tart. But one thing I feel like I need to improve on the most are things like fundamentals and technique. I feel like I can always get better."

Williams, who is overseeing a talented group of young players, said Jones has been a good for the team.

"We look for guys that fit our system," Williams said, "and (Naquan) fits perfectly."

Jones said he wants to do more in 2022.

"I want to develop more of a role with the team, to help out and do anything I can," Jones said. "If they need me on field goal, field goal

block, or to contribute in any way, I'll do it. I just want to keep solidifying a role on this team."

###

TITANS' FULTON HOPES CHANGE IN TRAINING MAKES SIGNIFICANT DIFFERENCE

BY JOHN GLENNON
NASHVILLE POST

AUGUST 8, 2023

Not long after suffering a major groin injury in last season's loss to Philadelphia, Titans cornerback Kristian Fulton made a decision: It was time to make a training change.

Instead of spending the 2023 offseason in Nashville, going through workouts and voluntary OTAs with many of his teammates, Fulton would follow a more solitary path, grinding through individual workouts with a hand-picked personal trainer in Miami.

It was a move that came with some risk: Titans coaches typically want as many players as possible — especially younger players — to train with the team during the offseason. Second, Fulton was heading into a contract year in 2023, meaning every decision made would impact his future finances.

The full results of Fulton's decision won't be evident until later this season, when we see how many games that Fulton — who's missed 20 of a possible 50 regular-season games over his three-year career — is able to play in 2023, not to mention how well he performs.

But the early returns in training camp are promising for Fulton, a second-round pick in the 2020 NFL Draft and a starter when healthy.

"I think he came back [for training camp] ready to go," Titans defensive coordinator Shane Bowen said. "I think this is probably the best shape he's been in since he's been here. He looks stronger, looks more physical, looks in condition.

"He's off to a great start right now. It's a big year for him. He knows

that. We know that. So hopefully it continues."

The groin injury Fulton suffered last year, on a play that wound up being a touchdown pass to former Titans wide receiver A.J. Brown, kept him out of the team's next four games. He'd already missed two contests in 2022 with a hamstring injury. It was also a hamstring injury that sidelined him for four games in 2021, a knee injury that knocked him out of all but six games during his rookie season of 2020.

Throw in a shoulder surgery following the 2022 season and it's easy to see why Fulton figured it couldn't hurt to change his offseason approach heading into 2023. He added some muscle weight in the offseason — he's now up to 195 pounds — and said he began this year's camp feeling far better than he had heading into the 2022 camp.

"Yeah, I mean it was a lot, a big difference," Fulton, 24, said. "I came off surgery for my shoulder last year, so I wasn't really able to do anything physically on the field. I was able to do a little footwork, but I was still limited. Even when I was at OTAs, I was getting my weight back up from being sick last offseason.

"So that was the difference from last year to this year. Once you [find] the right trainer, you feel great. You come into confident and knowing your body, and the work you put in from your reps."

A healthy, confident Fulton could be a significant difference maker for the Titans.

The former LSU standout showed some signs of being a shutdown corner in 2021, when he made two interceptions, posted 11 pass break-ups and held opposing quarterbacks to a rating of 67.8 when throwing in his direction, per Pro Football Focus.

But Fulton took a step back in 2022, when he surrendered five touchdown passes and allowed

opposing quarterbacks to post a 102.4 rating when throwing in his direction.

Bowen said one of the keys to Fulton regaining his previous level is maintaining more consistency — keeping his focus, execution and competitive level high on every play.

"I can't skip days," Fulton said. "I can't take a week off. I gotta do what I gotta do day to day to make sure I'm ready. That's just my mentality, focusing on the day I'm in. Being present ... just so I can be as detailed as I can."

The Titans' offseason addition of wide receiver DeAndre Hopkins should help Fulton maintain that focus, as Fulton hasn't faced a player with such a decorated pass-catching resume in the past at practice.

"He has so much experience, and I know he's playing the game within the game — pre-snap, during the snap," Fulton said. "We have some of those conversations where [he'll tell me] what he's seeing from me, and I get to ask him what he's seeing. He's an All Pro veteran, so he knows what he's doing out there. It's good to get those looks day in and day out."

Those are just the kind of on-field challenges Fulton hopes to embrace this season, in a year so critical to his future.

###

DERRICK HENRY

**TITANS RB DERRICK
HENRY COUNTING HIS
BLESSINGS AT THE
START OF HIS EIGHTH
NFL SEASON**

**BY JIM WYATT
TENNESSEETITANS.COM
SEPTEMBER 7, 2023**

NASHVILLE – Titans running back Derrick Henry is fired up about the start of a new season.

Again.

"I love football – I have been playing since I was five years old," Henry said. "Any time you are getting ready for a game, it's always exciting.

"It's game week – football is back. I'm looking forward to it."

Henry, heading into his eighth NFL season, ranked 2nd in NFL with 1,936 scrimmage yards and 1,538 rush yards in 2022. He also ranked tied-2nd with 13 rushing touchdowns, becoming 5th player all-time with 10-plus rushing touchdowns in five straight seasons.

Henry had 125-plus scrimmage yards in each of final four games of season.

On Sunday, he'll be facing the Saints for the first time in his career.

"The big thing is about watching film on (the Saints), seeing the things they like to do," said Henry, who leads active players with 8,335 rush yards and 78 rushing touchdowns. "But it is Week One – they are going to run stuff we haven't seen, and that's how it goes in the league. But they are a great defense – they have great experience over there, they're disruptive, they have guys that fly around and get to the ball."

Henry, who is headed into the final year of his contract, was asked if this could be his "last hurrah" with the Titans.

Henry playfully laughed at the topic, before turning more serious.

"I am just taking it one day at a time, and not getting too caught up in it," Henry said. "I'm thankful that I am able to make it to Year 8, and be playing for this organization as long as I have. I'm just trying to be the best player I can be each and every week, and come out here and be a great leader for this team, and try and help everybody get better in any way possible.

"I am just taking it one game at a time. Fortunately, I am living my dream playing in the NFL. I am not trying to get too caught up in that – I'm just being thankful for what I have right now."

###

**DERRICK HENRY'S
'TRAVELING ROAD SHOW'
AND THE GREATEST HIGH
SCHOOL FOOTBALL SEASON
EVER**

BY CHAD GRAFF

THE ATHLETIC

JUNE 15, 2023

Bobby Ramsey was 28 when he was hired as the high school football coach in Yulee, Fla., a town of 36,000 people that sits 25 miles north of Jacksonville and 15 miles south of the Georgia state line. Yulee High wanted a young, energetic guy. They knew how tough the job would be.

The Hornets were upstarts, a new school with just one year as a varsity team in a state that churns out some of the nation's top players. They were ill-prepared. The facilities were tiny. The players were, too.

"I'll never forget meeting the team at the time and walking into the room and looking at the kids like, 'Where are the real players?'" Ramsey said. "After a couple weeks, I was like, 'I want to call my old school and see if they still have my old teaching job. I don't know if I want to do this.'

"There was not an area of the program that didn't need work. It was just ... a lot."

In spring 2008, as Ramsey scrambled to field enough players, build a playbook and instill a culture in his team, he was visited by Pat Dunlap, one of the town's middle school football coaches. Dunlap was an institution in Yulee, had been there for decades. He saw an overwhelmed Ramsey and told him to relax.

"You know, Coach, in a year we'll get Derrick Henry up here and we'll be fine," Ramsey recalled Dunlap telling him in his deep, gruff voice.

"Sure, there's some seventh-grader who you think is pretty good,"

Ramsey thought. "Look at this team right now. We're going to go 0-10 next year."

A few days later, Ramsey was leading one of his first spring practices at the high school, which borders the middle school field. "We looked horrible," Ramsey recalled. "We were soft. I'm just really down." As he walked off the field, he looked over at the middle school football practice. Players were lined up at the 25-yard line, standing shoulder to shoulder. The kids mostly looked the same: 5-foot-5, 5-foot-7, 5-foot-6, all in a row.

"Then it was, boom, 6-foot-2," Ramsey said. "I was like, Ohhhh, that's Derrick. Yeah, let's get through Year 1, then we've got a shot."

"He was about the same size in middle school as he is now," said assistant Charles Richards.

Prior to winning a Heisman Trophy and a national championship, two NFL rushing titles and the league's Offensive Player of the Year award in 2020, the legend of Derrick Henry began even before he played his first high school game. But it was what he did as a Yulee High School Hornet that still has locals sharing stories.

The high school coaches knew all about Henry well before their first preseason together — the 14-year-old Henry was so dominant the county instituted a new policy: "When it got to a 28-point lead, they had to take him out," Ramsey said — but it's still a big jump from middle school to high school, from towering over opponents to facing five-star linebacker recruits.

At Henry's first practice with varsity, he ran an iso — "and we didn't block a soul on this play," Ramsey said. Henry was crushed at the line of scrimmage. "I always remember it looked like Optimus Prime falling down."

Coaches looked at each other nervously. Henry never got hit like that in middle school. How would

he react? Would he yell at the offensive line? Storm off and transfer to a school with a more established football program?

"He went back to the huddle, and I took a deep breath," Ramsey said. "And then we ran the same play again, and this time he busted right through the middle for a 75-yard touchdown. ... So it took two plays until we were like, 'Yep, he's gonna start.'"

As a freshman, Henry ran for 2,465 yards (224.1 per game) and 26 touchdowns. The next year, coaches started using him sporadically on defense as a pass rusher. He was only allowed to do it if the game was close late, but if they needed a sack, Henry went in as a blitzing outside linebacker.

In Henry's sophomore season, Yulee had a chance to clinch its first-ever playoff berth in a late-October game against University Christian. But the Hornets played their worst first half of the season and trailed 21-3 at the break. "Coach Ramsey came into halftime and chewed us out," said Zac Camp, a wide receiver and defensive back.

The coach changed the plan. Henry was to barely leave the field. He carried the ball 33 times. He played defense. And for the first time, he played special teams, too.

In the 38-34 come-from-behind win that sent the Hornets into the playoffs, Henry ran for 288 yards and three touchdowns, sacked the opposing quarterback and blocked a punt. "I'm not sure that he ever practiced it," assistant Scott Jones said of Henry's punt block. "Before that or since."

"The second half of that game was the closest you'd see to a basketball player taking a game over," Ramsey said.

It didn't matter that teams knew Henry was the star. They still couldn't stop him.

Henry's defensive prowess had college scouts fascinated. Many

thought Henry projected better on that side of the ball, or maybe at tight end. “They said at the college level he was going to be an easy target as a running back since he’s so big,” said Larry Blustein, a recruiting expert in Florida for the last five decades.

Ramsey met with Henry after his sophomore year to discuss his recruitment. Henry was adamant that he was a running back. He told Ramsey he didn’t want to talk to any colleges that were considering moving him to a different position.

“Some schools would giggle when I would say he wanted to play running back,” Ramsey said. They would tell Ramsey that players who look like Henry needed to rush the passer. “And I get all that,” Ramsey said. “But there are always outliers. I would always compare it to Magic Johnson. Magic was 6-foot-9 and played point guard.”

After that season, Ramsey put assistant Bryan Libby in charge of putting together the team’s schedule for the next season, but when Libby called coaches to set up games, their only question was about Henry.

“They were like, ‘Yeah, man, that’s great, when’s your running back graduate?’ I was like, ‘In two years,’” Libby said. “They said, ‘Great, call us back once he leaves.’”

“You try to schedule games with Derrick Henry on your team,” Ramsey said. “It was like we were selling cancer.”

Yulee had to schedule games against far superior teams, and Henry’s junior season was a gauntlet. Gainesville, a powerhouse with several Division I recruits on its roster, beat Yulee in the season opener. But afterward, the discussion was about how Henry ran for 181 yards and two touchdowns against arguably the best defense in the state with an undermanned offensive line and few rushing lanes. “Coming off the field, everyone was like, ‘This dude is for real,’” Ramsey said. “It was weird because we lost this game by 15, but

everyone was just caught up in him.”

Over the team’s final 10 games, Henry averaged 231 rushing yards and three touchdowns per game. “At that point, it became a traveling road show,” Libby said. “The circus was coming to town.”

In some ways, Henry made play calling difficult. You can’t give him the ball every play. Or can you?

“It was kind of a joke being the offensive coordinator,” Jones said. “Like, ‘Gee, what play am I going to call now? Oh, give it to Derrick.’”

In Henry’s junior year, Jones learned the hard way what happens when you didn’t give him the ball. On a second-and-long, he called for a play-action pass, hoping to take a shot down the field. Instead, it ended with a sack. Yulee now faced third-and-39.

“Ramsey is chewing me out after that. He’s yelling at me like, ‘Don’t overcoach it!’” Jones said. “And I was like, ‘Damn it, Ramsey. Fine, here you go. Blast left, Derrick. Go ahead, see if you can get us 39.’”

“And sure enough, he gets us 40 yards.”

Henry ran for 2,610 rushing yards and 34 touchdowns his junior year, prompting what felt like daily offseason visits from college coaches. No school, Yulee coaches said, recruited Henry harder than Tennessee. One day in the spring before Henry’s senior season, Vols running backs coach Jay Graham came to visit Henry at 9 a.m. — even though Henry wouldn’t get out of classes until 3. So he sat in the coaches’ office for six hours waiting.

Graham told Ramsey about working with Jim Harbaugh at the University of San Diego in 2007, using the power offense that Harbaugh loved and running the same play out of dozens of formations. They started watching film of Harbaugh’s games at Stanford. Before Andrew Luck arrived, the Cardinal had a good

offensive line, a great running back and a struggling quarterback. They used a lot of power running and wildcat formations.

“And I was like, this is us!” Ramsey said. “This was what we have.”

Ramsey had his assistants study Harbaugh’s offense. They loved that Harbaugh ran the same plays and didn’t care if the opponent knew what was coming. Make them stop it. “We were like, hey let’s adopt that philosophy,” said Libby, who had become the offensive coordinator that season. The change in offensive scheme set the stage for arguably the greatest individual high school football season of all time.

In the fourth game of that 2012 season, Henry broke the national single-game rushing record, piling up 510 yards and six touchdowns. He carried the ball 45 times that night, one of six games that season where he touched it at least 40 times.

“I remember the first time he had more than 40. I was like, oh man, I’m gonna get arrested for child endangerment or something,” Ramsey said. “I always tell people who get so caught up in his carries, well, when we were in the middle of it, we were just trying to win games. And that’s how we were going to win. And he didn’t really get fatigued. And he never got hurt.”

Yulee coaches heard some opponents knock their system for leaning on Henry so much.

“A lot of people were like, ‘The offense is dependent on Derrick,’” Libby said. “Well, duh. We’ve got a kid in the backfield that you’re never going to see again.”

The Henry experience peaked after that record-breaking game. ESPN came to town the following week to broadcast a matchup against Glades Day — with Fred Taylor’s son, Kelvin at running back — in what had been billed as a showdown between the best backs in the nation. Scouts were split on who was the better prospect. The younger Taylor

had already broken Emmitt Smith's Florida rushing record, and ESPN ranked Taylor higher than Henry.

Henry announced his commitment to Alabama the day of the game. The stadium was full two hours before kickoff. Fred Taylor stood in a roped-off section behind one of the end zones with some players from the Jacksonville Jaguars. Kelvin had 34 carries, while Henry had 35. Kelvin finished with 222 yards and a touchdown.

Henry finished with 362 yards and six touchdowns.

"That was a good situation for him because it pitted him up against another guy," said Camp, his teammate. "They always talk about how Michael Jordan played better whenever someone talked trash to him. Derrick did that, too."

After that game, Henry set his sights on chasing down Taylor's state rushing record, even with Taylor still playing. Kelvin had played varsity since eighth grade, so Henry figured he needed about 2,000 yards in the final six games to break the record. He totaled 455 yards and five touchdowns against West Nassau, then 404 yards and six touchdowns (on 21 carries) two weeks later.

"People thought we were running the score up, but when you have the ball on your own 13-yard line and he breaks into the open field on a run play, what do you expect him to do?" Ramsey asked.

Henry had at least three touchdowns in all but one game his senior season, including six games with five touchdowns. He ran for 200 yards or more in 12 of 13 games. Before the regular-season finale, with Henry averaging 33 carries a game, Ramsey told him to get some rest. Henry initially pushed back, but Ramsey said it wasn't an option. Henry would only watch at practice that Monday.

"So he's out there in street clothes," Ramsey said. "We split up into offense-defense. I ran the defense,

so I'm down on the other end of the field. About 45 minutes later, I look over and he's in shells taking reps.

"I run over and I'm like, 'What are you doing?' And he's like, 'Man, I got bored.'"

Yulee entered the first-round playoff matchup against the Taylor County Bulldogs with Henry roughly 180 yards from the all-time national rushing record. Ryan Smith, then the head coach at Taylor County, called a friend who had already coached against Yulee for a scouting report. Smith was determined that one player wasn't going to beat him — "and (my friend) was like, 'Yeah, this one man is,'" Smith said.

Yulee knew Taylor County was going to sell out to stop the run, so Libby walked his young quarterback through a play-action pass in that week's game plan. During the game, the Bulldogs' defense showed the perfect look for the play, but the Hornets' quarterback held onto the ball too long and threw an interception. Taylor County scored on the next play.

"(Ramsey) wasn't happy about the play call," Libby said. "We went back and forth on that deal. And I said, 'Fine, we're not going to throw it the rest of the night, I promise you that.'"

"We get the ball back after that, put Derrick in the wildcat, and said, 'This is you now. Go. You better be ready to carry the load.' He said, 'OK.'"

There was no limit to Henry's workload. He broke the all-time national high school rushing record in the first half. Ramsey even put him back as the team's kick and punt returner. When Smith saw that, he sprinted down the field to get his kicker's attention.

"Don't even think about kicking it to him," Smith told him. "And he looked at me like, 'Yeah, no sh—, Coach.'"

Yulee threw two passes that night. Both were interceptions. Henry carried the ball 57 times, finishing with 485 yards and six touchdowns in the 41-26 victory. "And the crazy thing about that was we didn't have the ball for most of the fourth quarter," Libby said. "He could've gotten 600 yards that night."

"He was the greatest high school player I've ever seen," Smith said. "My D-coordinator was all upset. And I was like, 'What are you mad about? There wasn't anything you could do about that.' We knew when he walked out to warm up pregame."

"We watched it the whole next day over and over and over on 'SportsCenter,'" Smith said. "And I wasn't even mad about it. He was pretty unbelievable."

Smith later coached at Alabama when Henry was there, and the two joked about that game and how Henry never seemed to tire. After Henry won the Heisman in 2015, Smith said he realized why. "The day after he won the Heisman," Smith said, "he was back in the weight room doing squats."

In the next round of the playoffs, the Yulee coaches knew they were going to be outmanned. Their opponent, Gadsden County, was bigger, faster and stronger, one of the few teams capable of slowing Henry. So Yulee installed a running back pass. Henry faked a sweep to the outside, then pulled up and threw it 30 yards for a touchdown. Henry's total of 189 rushing yards was his lowest in a full calendar year and he still did enough to help Yulee notch the upset, 16-13.

"The newspaper had a headline the next day that Derrick was slowed down," Libby said. "And he still almost had 200 yards."

Yulee's dream run ended the next week, but not before Henry added another 317 rushing yards and four touchdowns. He finished his career with 12,124 yards and 153 touchdowns. He never had a game with fewer than 100 yards. In his

senior season alone, Henry ran for 4,261 yards — averaging 9.2 yards per carry — and 55 touchdowns in 13 games.

“You’ll never see a season like that again,” Libby said. “I mean, who does that?”

###

**DERRICK HENRY HELPS
SEND VETERAN TO SUPER
BOWL LVII**

**BY DAVID BOCLAIR
TENNESSEETITANS.COM
JANUARY 26, 2023**

Derrick Henry is sending a military veteran to the Super Bowl.

The Tennessee Titans running back is one of several NFL players who teamed up with USAA and the Veterans of Foreign Wars to honor those who have served across the globe.

John Lambert, a native and resident of Fairview, Tenn., and his wife Patricia will be in Glendale, Ariz. On Feb. 12. The two are long-time Titans fans, and Lambert's military career was recognized by Henry via Twitter on Thursday.

"Men and women who bravely serve our country at sea like Navy veteran and Titans fan John Lambert allow Americans like me to keep my feet on solid ground," Henry said in a release. "Working with USAA and the VFW to send John Lambert to the Super Bowl is just a small way say thank you for his service and I look forward to meeting him in Phoenix."

Lambert spent six years in active duty (2006-08) with the United States Navy and three more in the Naval Reserves (2006-08). During that time, he earned three Navy Achievement Medals, a National Defense Medal, a Global War on Terrorism Expeditionary Medal, a Global War on Terrorism Service Medal, two Sea Service Deployment Ribbons, and an Expert Pistol Medal. He was twice deployed to the Persian Gulf, where he was involved in counterterrorism, piracy and drug operations, as an Aegis Fire Controlman aboard the USS Philippine Sea.

He currently works as a technical sales manager.

Super Bowl LVII will take place at State Farm Stadium, home of the Arizona Cardinals. Participating teams will be determined Sunday when the Philadelphia Eagles host the San Francisco 49ers, and the Kansas City Chiefs host the Cincinnati Bengals in the conference championship games.

###

TITANS' DERRICK HENRY TIES RECORD WITH 6TH 200-YARD RUSHING GAME

TURRON DAVENPORT

ESPN

OCTOBER 31, 2022

HOUSTON -- Tennessee Titans running back Derrick Henry continued his dominance against the Houston Texans in a 17-10 win Sunday and in doing so tied a record held by O.J. Simpson and Adrian Peterson.

Henry carried the ball 32 times for 219 yards and two touchdowns. He has now rushed for 200 or more yards in six games, tying him with Simpson and Peterson for the most career 200-yard rushing performances.

It was also Henry's fourth consecutive 200-yard rushing game against the Texans, setting a record for the most such games against a single team in NFL history.

Henry's second score of the day gave him 75 touchdowns for his career, breaking a tie with Eddie George for the most TDs scored in Titans/Oilers franchise history. Henry reached that mark in 93 games, with George doing so in 128.

Henry was the one toting the football, but he was sure to point to the offensive line as the reason for his success.

Most Games With 200 Rushing
Yards & 2 Rushing TDs

- 6 Derrick Henry
- 4 Derrick Henry only
against the Texans
- 3 Jim Brown
- 3 Barry Sanders
- 3 LaDainian Tomlinson

-- ESPN Stats & Information

"I give all the credit to them," Henry said. "They were the ones that made it happen. Without them, I wouldn't have half the success that I've had."

Henry has now posted four consecutive 100-yard rushing performances for Tennessee this season. The Titans have leaned heavily on Henry during their five-game win streak, with Henry leading the league in carries (132) and rushing yards (654) while tying for the most rushing touchdowns (6) over that span.

###

FUELED BY HIGH SCHOOL HATERS, TITANS' DERRICK HENRY BACK AMONG RUSHING LEADERS

BY TURRON DAVENPORT
ESPN
NOVEMBER 16, 2022

NASHVILLE, Tenn. -- A quick search can yield viral footage of Tennessee Titans running back Derrick Henry from his Yulee High School days, running through defenders like the Incredible Hulk plowing through bad guys.

Despite rushing for more yards (12,124) than any other high school football player to that point, Henry remembers something most people would want to forget.

"I still get motivated from stuff back in high school," Henry said. "They said I wouldn't make it this far at this position. Usually, guys who are big and play running back in high school turn into edge rushers or get put on defense."

But not the 6-foot-3, 247 pound Henry.

That's what makes 28-year-old so great. He's always looking for something to give him that extra motivation.

It's also a big reason he has made a tremendous comeback from a Jones fracture in his right foot that caused him to miss the final nine regular-season games last year.

Henry was leading the NFL with 937 rushing yards when he suffered the injury in a Week 8 road win over the Indianapolis Colts. He made it back for the divisional playoff loss to the Cincinnati Bengals -- when he rushed for 62 yards on 20 carries.

Entering the season, there were doubts that Henry could return to his league-leading form. And Henry, who won the rushing title in 2019 (1,540 yards) and 2020 (2,027

yards), normally doesn't bother with outside noise.

But this time it was different, as Henry reported to training camp with a chip on his shoulder.

"Someone could motivate me and wouldn't even know it," Henry said at the start of camp. "The doubters, whatever they want to be, I am definitely motivated. I'm ready to go. So we going to see."

Henry and the Titans (6-3) will get their next test on the road against the Green Bay Packers (4-6) on Thursday (8:15 p.m. ET, Prime Video) at Lambeau Field.

Tennessee Titans running back Derrick Henry is second in the league in rushing and has nine touchdowns so far this season. (Photo by Cooper Neill/Getty Images)

If Henry can have the rushing success others have against the Packers' defense, whose 140.6 yards allowed per game on the ground ranks 27th, it could help the AFC South-leading Titans win their seventh out of the past eight games.

"You just don't find guys that are that big and that fast, and if he gets going, it's going to be a long day," said Packers coach Matt LaFleur, who worked with Henry as the Titans offensive coordinator in 2018 before taking over in Green Bay in 2019. "Derrick is one of a kind. He is a guy that can wear you down, and a lot of times, he gets stronger as the game goes on."

Given the results Henry has generated this season, he should have old-school hip-hop artist Kool Moe Dee's "How Ya Like Me Now" playing whenever he takes the field.

Despite a slow start, where Henry rushed for 107 yards in the Titans' 0-2 start to open the season, Henry's 923 total rushing yards are second to New York Giants running back Saquon Barkley's 931 heading into Week 11, and his nine rushing touchdowns are tied for

second with Jamaal Williams behind Nick Chubb's 11.

Henry turned back the clock in Week 8 when he rushed for 219 yards against the Houston Texans. It was the fourth consecutive game in which he rushed for 200 or more yards against Houston, setting an NFL record for most 200-yard rushing games by one player against a single team.

The Houston game was a classic heavy-workload performance by Henry. Veteran quarterback Ryan Tannehill injured his ankle the week before, so rookie backup Malik Willis was thrust into the starting role. Willis attempted 10 passes while Henry carried the ball a season-high 32 times.

Henry already has 202 carries and is on pace for his third 300-plus carry season in the last four years.

"His physical stature probably helps," Titans coach Mike Vrabel said. "He works extremely hard. He trains hard and prepares. Mentally he is ready for it as well. He wants it. [Running backs coach] Tony [Dews] does a good job of trying to manage him and where he is at. He is an important part of what we do. He knows that going in. He gets himself ready to go."

Granted, Henry got caught from behind by Texans cornerback Steven Nelson on a 41-yard run, and Kansas City Chiefs defensive backs L'Jarius Sneed and Trent McDuffie tracked him down on a 56-yard run two weeks ago.

"In Houston I got caught because he tapped my foot and that broke my stride," Henry explained. "In Kansas City, I had to re-catch my balance. Me getting caught, don't worry about that. I'm fine."

It should be noted that Henry reached 20.6 mph, according to NFL Next Gen Stats, on the 56-yard run and 20.1 mph on the 41-yarder.

Last week saw a different formula in a 17-10 win over the Denver

Broncos, as Tannehill had a season high in passing attempts (36), while Henry's eight carries in the first half marked the second time he had eight or fewer carries in a half this season.

"The first-down production wasn't [there like it had been] in the previous weeks -- which caused us to be in more throwing situations," offensive coordinator Todd Downing said. "Not converting some of those early third downs took away from getting into a rhythm in those drives.

"The more carries you give him in a drive, the stronger he gets. So that's why it's more important to pick up those third downs to get him more opportunities within those drives."

Although Henry was fueled by the doubters in the offseason, he is not concerned with personal statistics. His 53 yards rushing yards against the Broncos were the fewest he's gained in a win in the last four seasons.

"Me playing at a high level and having efficiency affecting the game the way I play -- [whether] I have the ball or I don't have the ball -- [it's about] being the best teammate I can be," Henry said last week. "It's about us being just tied together, having the will and wanting to dominate in each game."

That team mindset is one of the things that Vrabel loves about Henry.

"The difference between this league and our team is we got Derrick Henry," Vrabel said in his postgame locker speech after beating the Texans.

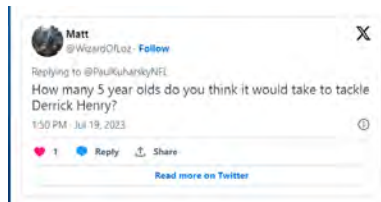
Every team isn't lucky enough to have a team player in Year 7 still motivating himself in a Marvel superhero-like fashion with hate from high school.

###

HOW MANY 5-YEAR-OLDS WOULD IT TAKE TO TACKLE THE TITANS' DERRICK HENRY?

BY PAUL KUHARSKY
PAULKUHARSKY.COM
JULY 31, 2023

NASHVILLE, Tenn. – The premise began with a recent mailbag question and sent me on an early training camp quest.



There are many variables at play here, of course.

Is Henry at full speed? Is he angry or is he worried about hurting 5-year-olds? How eager are the 5-year-olds?

But as I asked around, I left these constraints to the people answering the question.

How many Mike Vrabel?

"A shit ton," he said.

"I don't even know if they could. How many kids would die in the process? Do I need to give you a number, like a legitimate number?"

I said it would be good if he did.

"What's the area? Is it confined space?"

Maybe standing, starting to move, you create the parameters.

"Ok, so let's say he's got a 10-yard wide space. It would probably take 35. You want to try it? Test it out."

He said we could as long as I was one of the 5-year-olds.

The trouble is, I weigh about 185 and according to CDC growth charts, 5-year-olds should weigh between 34 and 52 pounds.

(Also I'm unavailable.)

I called on another high-ranking Titans official, Ran Carthon, but he pointed me to his wife, Heaven Carthon who was visiting training camp with her kids, one of whom happened to be 5-year-old Reese. Heaven Carthon has first-hand, daily insight into what sort of damage a 5-year-old can do.

She looked at Ran, who's listed as 6 feet tall and 208 pounds on the Pro Football Reference page connected to his 2005-06 seasons as a running back with the Colts, and then converted him up to Henry's 6-3, 247 in her head.

"He can fling 10 5-year-olds," she said of Henry. "If 32 worked together, they could probably take him down.

Rhea Carthon, 15, said that it would take 55 Reeses.

Roman, Reese's older brother said he could coach up Reese on the proper technique.

"Go for his legs!" he said.

Azeez Al-Shaair, the inside linebacker the Titans imported from the 49ers, set aside the specific age requirement but said he'd bet on his 14 little rug-rat nieces and nephews to get the job done.

"They do it to me, so they'll get him down," he said.

Arden Key went even lower than that.

"I mean if two of them get the ankles, then he's going down," he said, laughing. "He can't move without his legs."

I really liked guard Jordan Roos' thinking as he considered the equation.

"I think the problem is, Derrick's going to make an example of the first one and just deter all the rest of them," Roos said. "I think he makes a real example of the first one and

it's just over after that. There is not a number.

Said Elijah Molden: "I saw some number in the thousands, I saw 75. Realistically, I'll probably say 60. Wait, hold on. Yeah, I'm going to stick with 60. I think they build a wall and then go after his legs."

I found an online, clickbait quiz titled "How many five year olds can you fight?"

It's not tackling Derrick Henry, but it's not too far off.

I answered for Henry, saying he had long arms, was gigantic, had the balance of a slackliner, had won 100 percent of his fights and is highly skilled in self-defense.

Asked if he'd stay calm and let them attack him first or be aggressive and terminate them one by one, I said it'd be a mix of both.

Given a choice between fighting clean or doing anything in his power to win, I said he'd fight a little bit dirty.

And the quiz said 44 5-year-olds would beat him in a fight.

Tackling him is less than beating him in a fight and I think Heaven Carthon is in the suitable range. I go a bit higher than she did and say 36.

"I don't know if there is enough," Daniel Brunskill said. "I mean they might get lucky, he trips over one. But it'd take a lot. I'd say at least a few hundred."

###

DEANDRE HOPKINS WILL LET HIS HANDS DO THE TALKING

BY CLAY SKIPPER
GQ.COM
SEPTEMBER 7, 2023

It's just past 8:00 AM on a Sunday in August when DeAndre Hopkins glides into a meeting room at the Tennessee Titans' practice facility. He's cheerful, if a bit tired: the star wide receiver and his new teammates were in Minnesota last night for a preseason game, and didn't get back to Nashville until 2:30 AM. Coffee is summoned, along with cinnamon and honey. The honey comes in one of those adorable bear-shaped bottles, and all but disappears into the 10-inch vacuums that are Hopkins's hands. Once caffeinated, he ties his dreadlocks back behind his head, and begins to talk about the last several months. "This is probably one of the more exciting offseasons I've had," he says.

It has certainly been eventful, and for good reason: Entering his 11th season, Hopkins finds himself at perhaps the most critical point in his career. In May, the Arizona Cardinals, his former team, released him. He hit the NFL job market with one of the league's most dazzling LinkedIn pages: first among all active receivers in yards and receptions, and third in touchdowns. And there are those hands, hovering up anything that gets even remotely close. Over the last three seasons, he has dropped just three of the 315 balls fired his way.

And yet, finding his next team was a protracted process. Hopkins is 31 now, entering his second decade in a league where the average career lasts about three years. On top of that, he's spent a good chunk of the last two seasons on the sideline, for injuries and for a suspension after failing a test for performance enhancing drugs. That left some teams a bit lukewarm on the idea of signing a free agent that, just a couple years ago, was one of the hottest receivers in the NFL. "There

were some teams that I had on my list that I gave them calls and they didn't give a call back," he says.

Don't get him wrong, he's happy to be in Tennessee—he just landed with a bit of extra motivation. "I'm very grateful for where I am, I think I made the best decision," he says. "But when you're a player and some people feel like they're great without you, and then you see what they have on paper, or you see what they do, you mark those games down, as a competitor. I can't wait to play 'em and, honestly, try my best to crush they ass."

I ask if he'd like to be a bit more specific which teams he's talking about. He takes a long pause and a sip of his honeyed coffee, before repeating the question—as if he doesn't have the list memorized, or perhaps weighing whether or not he wants to stir things up.

"Detroit Lions, they didn't want me," he says, finally. "Dallas Cowboys didn't want me. Giants didn't want me. Shit. Who else ain't want me? San Fran ain't want me."

He relays this with a chuckle that carries more equanimity than bitterness. His words come low and slow in a slightly Southern lilt from his days growing up in the South Carolina country. Maybe it's because he's dressed down—white T-shirt, bright Titan-blue shorts, black socks, and navy blue slides—and a bit underslept, but Hopkins exudes calm. It's been hard-earned. His father died in a car accident when Hopkins was a baby. About ten years later, his mom was attacked by a woman who threw acid on her, an assault that put her in a coma and ultimately left her blind. That's always provided him a measure of perspective. Now he's rounding it out with experience. He has the benefit of having already played with something to prove after years spent already proving it. In 2020, he was traded by the Houston Texans, the team that drafted him in 2013. He was one of the best receivers in the NFL, and still seemed to be on his way up. The Texans sent him to the Cardinals

anyway, in exchange for a running back most considered to be on his way down. "It didn't hurt me, as much as it hurt them," Hopkins says, when I ask if that stung. (He's not wrong: the Texans have failed to win more than four games in any of the three seasons since they've traded Hopkins away.)

So today, he comes off as a guy not easily bothered, even in the midst of what was an uncertain—or, as he says, exciting—offseason. "I've never really been a person who got up or down too much about what's going on around me, like with football, because I know once I get on the field, my play is going to speak for itself," he says.

Be that as it may, sitting here, before the season, he has some things he'd like to say anyway: about what went wrong in Arizona, why he decided to join the Titans, and a message for the teams that he can't seem to reach by phone.

"I don't look at age, but it's some of the reason some teams might've passed up on me. Their #1 DB would have a hard time against me on the island," he says. What teams might've seen as age, Hopkins sees as experience, a backlog of routes run and balls caught that has him feeling pretty good about what he still has left in the tank: "It ain't too many people out there that can say honestly that they can lock me down, guard me for a full four quarters."

DeAndre Hopkins's hands have always stood out. As a kid, when people would shake his hand, they would comment on how big it was. In fifth or sixth grade, his aunt had to explain to him that he needed to be a bit gentler with the passes he was throwing to his rec basketball teammates—he had such a strong grip on the ball that his teammates couldn't catch the frozen ropes he was whipping their way. Eventually, of course, he turned to catching instead of throwing. Rob Moore, his new wide receivers coach at the Titans, said the first thing he noticed about him was how those hands "attack the football," giving

Hopkins a much larger range of reception than is available to most other people. “You see why he’s a security blanket for a lot of quarterbacks,” says Moore. “Because he has that knack for getting his hands on the football and completing the catch. Some guys can get to it but can’t finish it.”

That Hopkins does finish it is not just because of the whirlpools on the end of his arms. It’s knowing how to properly deploy them, combining deft timing, elite body control, and fearless competitiveness. “We always felt like the tighter the coverage, the more open he was,” says Mike Vrabel, who, in addition to being Hopkins’s new coach at the Tennessee Titans, was defensive coordinator for the Houston Texans in 2017 and 2018, and so faced Hopkins in practice. “That didn’t bother him. Guys on body, just hanging on him or close to him, is something that he would almost rather have. He would rather feel and know where they were, it felt like.” Ryan Tannehill, the Titans quarterback, says the first pass he threw to his new teammate was a go-ball down the sideline in tight coverage. “I put the ball kind of high so he can go up and get it, and sure enough, he goes up and makes the play,” he says. “He’s a guy who can always create a little bit of space.”

One of the other major attributes that helped separate Hopkins from more mortal receivers was his durability: he played in 132 of his first 134 career games. But in 2021, his second year in Arizona, that changed. First, an aggravated hamstring forced him to sit out three games in the middle of the season. In his second game back, he tore his MCL and missed the rest of the year. They were the first significant injuries of Hopkins’s career. Then, ahead of last season, the league announced that Hopkins failed a test for performance enhancing drugs, which resulted in him being suspended for the first six games of 2022. (Hopkins maintains that he has no idea how ostarine, the substance he says he tested positive for, got into his system. “I didn’t take the shit,” he tells me.)

When he returned in the middle of last year, he played the remainder of the year and averaged nearly 80 yards per game, making him, once again, one of the top 10 receivers, production-wise. But all the time missed had done damage to Hopkins’s reputation. Was his body breaking down? In 2021’s annual NFL Top 100 preseason poll, a ranking of the top 100 players as voted on by fellow players, Hopkins was number eight, and the second receiver on the list. Ahead of this season, he had fallen to number ninety.

Hopkins has heard this talk, particularly with regard to his torn MCL. He points out that the tear happened not because his knee gave out, but because two guys landed on his leg. A “freakish accident,” he calls it. “Of course you hear all the rumors, like, Oh, he’s getting old, and stuff like that, but those injuries happen to people who are 20 or 21.” Of course, it’s easier to bounce back when you’re 21 than when you’re 31. Which is why Hopkins has grown newly obsessed with taking care of his body. In fact, he goes as far as calling his injuries a blessing. “I don’t look at anything as a mistake,” he says. “Obviously, God is telling me I need to do something different. That’s just how I look at stuff, on a spiritual level.” In this case, what God was telling him was that he needed to supplement what was partially God-given—his hands, his durability—with a better fitness and nutrition plan. For instance, he says it wasn’t until Arizona that he got a chef, who started helping him rethink a pregame meal routine that, back when he was with the Texans, was not always as stellar as his play.

“Being in Houston, there’s so much food and it’s so accessible,” he says. “If you don’t really have a strong will, or a chef, how would you know not to go to Mastro’s and get you whatever steak you wanted?” He remembers one game day morning in particular when, feeling like shit after taking down a Texas-sized serving of red meat the night before, he went to stadium early to try and

sweat it out in the steam room. All that did was give him cramps when the game started. “I didn’t understand you can’t just drink water when you get out of the steam, you gotta drink salt and potassium,” he says. Though he laughs at the memory, his point is a powerful one: Hopkins has always been elite because of his in-game ability to control his body in tight spaces, but he’s learning more and more about how to take care of it before he even puts on his pads.

So he applied the same logic to his training. After his MCL surgery, he looked for the best trainer he could find, and got connected to Nicholas Hill at Exos, a strength and speed coach who has worked closely with other NFL stars like Odell Beckham, Jr., and Saquon Barkley. Up until then, Hopkins says he relied mostly on his natural athleticism. “I’m from the country, so I go run some hills and lift some weights, and I’m good, you know?” he says. Hill introduced him to track-based work, incorporating exercises that taught Hopkins new things about acceleration, mechanics, and body positions and angles. Think about that for a second: Hopkins racked up more than 11,000 receiving yards before he knew how to train for speed. “He’s building strength that he didn’t have before,” says Hill. “He’s getting better at 31 years old, which is a scary thought.”

Hopkins agrees. “This is probably the best shape I’ve been in physically since I’ve been playing, since I came into the NFL from college,” he says, before acknowledging that most older players tend to say that. “But I feel like my training and my body has—not changed, but adjusted to my training routine and my eating habits. I feel healthier after practice.” On top of that, he has the type of veteran savvy that only comes through experience. Last year, he performed well in a rather disappointing situation in Arizona, playing for a team that cycled through four quarterbacks, and finished the season on a serious losing skid. “I still thrived in the

offense with a lot going on outside the game of football,” he says. “That’s not just being smart or good. That’s being mentally strong as well.”

A testament to this mental strength: Hopkins’s NFL-topping 11,298 career receiving yards have come while playing for thirteen different starting quarterbacks. The fact that he has thrived in an 11-year game of quarterback musical chairs speaks to Hopkins’s mindset, a balance of acceptance and positivity, and an ability to find opportunity no matter the external circumstance. It’s something Hill saw early on during his work with Hopkins, when the PED suspension came down. “He was like, I want to use this time, I don’t want to waste it,” he remembers. “He was very positive about it: It is what it is, there’s nothing we can do about it, let’s take advantage of this additional time.” It’s that type of ease that anchored Hopkins during a chaotic offseason, and that has him feeling confident in learning yet another offensive system. “I didn’t mind not knowing where I would land up,” he says. “To me, I was like, that’s longer I can be in the gym. That’s longer I can go work and craft. I don’t mind at all, cause I know the work I put in the offseason, it’ll show anywhere I go.”

When Hopkins was released by the Cardinals, he immediately became one of the more intriguing stories of the NFL offseason. Because he had been stuck on those mostly underperforming teams with that carousel of mediocre quarterbacks, people couldn’t help but wonder: Would we see an all-time receiver land at a place where he might run down a Super Bowl ring before his career is over?

Hopkins believes that the 2021 Cardinals team he was on, during the season he got injured, had a shot, referring to that year as “our Super Bowl year in Arizona.” They were 7-1 when the hamstring first sidelined him. They lost five of their next nine games, and then lost in the first round of the playoffs. Then came the 4-13 finish last year and

Hopkins’s release from the team. I ask him what went wrong. He takes a long pause, considering. “I feel like we stopped having faith in each other, as a team,” he says. “I feel like if the trust isn’t there, it’s hard to win games.”

Hopkins says that as soon as he saw the Titans practice, he recognized a different kind of work ethic, one he hadn’t seen on past teams. “I wouldn’t say it’s because of Arizona, the reason I came here, to have that 360 switch, but I would say it was definitely part of my decision to be somewhere that did have a winning culture, or a fighting culture.”

One of the big reasons for that type of culture is head coach Mike Vrabel, who spent eight of his 14 NFL seasons playing linebacker at the New England Patriots for the ultimate culture-builder Bill Belichick (the two won three Super Bowls together).

“What I love about Vrabel is that he keeps it real with you,” Hopkins says. “He doesn’t care who you are.”

Case in point: After Vrabel left his defensive coordinator position at the Texans to take the Titans head coaching job after the 2018 season, he saw a clip of Hopkins dropping a pass against the Colts. Hopkins received a postgame text from his former coach. Why didn’t you catch that? That ain’t you, Hopkins remembers it saying. Or take a more recent example. “From the second day I got here, he called me out in a team meeting about a play that I fucked up on,” says Hopkins. “I was like, damn, it’s only been one day. I’m over here thinking I’m good, I made a couple plays. We get in the team meeting, and he called me out.” Hopkins can’t remember that happening since the very beginning of his career. “I was like, okay, this is a different standard of football, and I like this,” he says. “This is how you win.”

Except, last year, the Titans struggled to win, losing their last seven games to finish 7-10. If his motivation was only about winning,

it might’ve made more sense for Hopkins to sign with the Kansas City Chiefs or the Buffalo Bills, two of the other three teams (along with the New England Patriots) that he says did call him. The Chiefs won the Super Bowl last year, the Bills are a serious threat to make it there this year, and both teams have generationally good quarterbacks.

But those teams wouldn’t pay Hopkins what he thought he was worth. “You have to know your value and have some level of respect for who you are as a human being,” he says. “Is the possibility of you going somewhere who is a Super Bowl-caliber team, on paper, is that worth you being paid minimum? It doesn’t add up.”

So he signed a two-year, \$26 million deal with a team that he feels is, like him, being overlooked. He points to the fact that the Titans, reduced to using their third-string quarterback, were still one game away from making the playoffs last year. Plus, every other year during Vrabel’s five-year tenure has been a winning one, and includes two division titles and one AFC championship appearance. “I feel like the Titans have a chance to win the Super Bowl, and they’ve shown that, over the past couple years,” he says. “There’s not many teams that can say that they just ran over the Titans.” Though, as Hopkins has learned, NFL fans tend to have a short memory, particularly when recent struggles cloud past success. “A lot of people have written them off, like they’ve written me off,” he says.

If Hopkins has played long enough to know his worth, he’s also played long enough to know not to tie all of it up in football. “You cannot just try to be a football player,” says Hopkins. “You can’t let that consume who you are, because you’ll get lost.”

Look no further than the ink on his body to spot the symbols for some of the other things he cares about deeply: a peace symbol on the back of his left hand; a Buddha on the inside of his right forearm; the

hieroglyphic symbols for “family” on the side of his head; a portrait of his mom and dad on the inside of his biceps. His family and his spirituality have managed to give him a measure of peace: “I do understand that life is like a cycle, and you choose your happiness,” he says. “Even as a kid, I always took a positive aspect to certain negative things.”

He points to his father’s death and his mom’s assault.

“Was I mad before? As a kid? Yeah, I used to be very angry, because I used to be very confused about not having a father,” he says. He used to struggle with the fact that other kids would have their mom and dad at their games, and Hopkins might only have an aunt. “As I got older, I just realized my mom is working two jobs, trying to take care of four kids. What happened to my dad, it’s like, shit, I can’t do nothing about it. I can only try to, as I got older, be the man in the household that he’d want me to be.”

This is the mentality that allows Hopkins to see his injuries as a blessing, his suspension as an opportunity, and, this offseason, to let go of any grudges. “My mom forgave the woman who threw acid on her and left her blind. Me seeing that and having someone like that in my life, it’s hard for me to sit there and be mad about a football team trading me, or someone not wanting me for my abilities. It’s like, do I care? Yeah. But, shit is that like the end-all, be-all? No, life goes on.”

The next big chapter of that life officially starts this weekend, in New Orleans, when Hopkins will first take the field as a Titan and answer the questions that have been following him the last couple of years. The league will be paying close attention, especially, perhaps, those teams that weren’t sure if he still has the juice. I ask Hopkins what the teams that passed on him should know. What did the Titans get that they all missed out on?

“Man, shit, you ask the people around this building, since I been

here, what they got?” he says. “That’s a wolf. Not a dog. Wolves eat dogs. You feel me? They got a wolf.”

###

**DEANDRE HOPKINS IS
HAPPY TO MAKE THE
SPECTACULAR FEEL
NORMAL FOR TENNESSEE
TITANS FOOTBALL**

BY NICK SUSS

NASHVILLE TENNESSEAN

JULY 29, 2023

Just because it's new for the Tennessee Titans doesn't mean it's new for DeAndre Hopkins.

Hopkins generated headlines and fanfare with a highlight catch over cornerback Kristian Fulton at Titans training camp Friday, picking a contested ball out of the air and muscling his way to the ground through Fulton. To Titans fans, it's the kind of play that energizes an offense that desperately needed a top-tier pass catching threat.

To Hopkins, it's a weekday.

"I've been doing that since I've been at Clemson, so obviously now you guys get to see it," Hopkins said Saturday. "It's what I've been doing since I've been playing football. Obviously Ryan (Tannehill) trusts me to just put the ball up in the air and for me to come down with it. Hopefully we can keep doing that to build that rapport."

Hopkins said he hasn't had a problem feeling like himself through three days of practice, even after a bizarre offseason that saw him released by the Arizona Cardinals in May and unsigned into July. He didn't officially sign with the Titans until two days before training camp opened, but that didn't stop him from staying in shape and honing his skills; Titans coach Mike Vrabel said he has been pleased with Hopkins' conditioning.

Heading into his 11th year as a pro, Hopkins is once again adjusting to life with a new quarterback. He said he and Tannehill still have things to work on but they have been able to "put a lot together" in their quest to build chemistry. That manifested

early, with Tannehill completing passes to Hopkins in team periods on both of the first two practice days.

Hopkins has been impressed with second-year receiver Treylon Burks, complimenting him for his willingness to seek out and even demand extra practice reps to work specific routes. And he said he thinks backup quarterbacks Malik Willis and Will Levis are getting better and putting the work in to be NFL passers.

But mostly, Hopkins is just sliding into his new role. He's wearing No. 10, just as he did in Houston and Arizona. Not that there was any conflict about that. He said he didn't have to petition or give any huge payout to get the number, which he says he has always worn in honor of an unlikely idol of his.

"(Lionel) Messi was one of my favorite athletes," Hopkins said. "Just being a soccer fan, I always felt like if I had a chance, I wanted to put some respect to Messi."

###

**HOPKINS SAYS HENRY
PLAYED BIG FACTOR IN
CHOOSING TITANS**

**BY JOHN GLENNON
NASHVILLE POST**

JULY 25, 2023

The value of an NFL running back may be falling these days.

But Titans wide receiver DeAndre Hopkins said the team's prized back, Derrick Henry, proved quite a draw in Hopkins' decision to sign with Tennessee.

Hopkins envisions his role in the passing game, combined with the threat of Henry on the ground, as playing complementary roles in helping to improve a Titans offense that finished 30th in average yards per game and 28th in average points per game last season.

"Derrick played a big factor in me coming here," said Hopkins, who signed a two-year, \$26 million deal with the team. "I always wanted to be part of an offense that had a great run game. I know that helps my job, and I know it's going to help his job having someone like me out there, I think. We'll see."

Arizona had a top-10 run offense in each of Hopkins' first two seasons there, but the Cardinals tailed off in 2022, finishing 22nd at just 110.2 yards per contest.

The Titans, of course, have been one of the NFL's most run-heavy teams under Titans coach Mike Vrabel, who has made extensive use of Henry. The three-time Pro Bowl back has totaled 4,657 yards and 56 touchdowns over the past four seasons.

Henry's topped 1,000 yards in four of his last five seasons, falling just 63 yards short of the mark in 2021 when he played only eight games.

Hopkins has played on the same team as three runners, all in

Houston, who've topped 1,000 yards in the past — Carlos Hyde (1,070 yards in 2019), Lamar Miller (1,073 yards in 2016) and Arian Foster (1,246 in 2014).

He spoke of Henry in a different light.

"I've played with Arian Foster," Hopkins said. "I've played with some great running backs, but Derrick Henry is definitely by far one of the best running backs that I will be able to have a chance to play with. I think that won't just help us, but the team as well. So Derrick Henry being here played a very big part in me coming here."

The value of an NFL running back is a hot topic these days.

One of the league's top backs, Dalvin Cook, was cut by Minnesota during the offseason. Another, Cincinnati's Joe Mixon, took a pay cut. Three other high-quality backs — the New York Giants' Saquon Barkley, Dallas' Tony Pollard and Las Vegas' Josh Jacobs — were stymied in their efforts to get long-term deals.

Hopkins doesn't agree with the trend, which could affect Henry, who is going into the final year of his contract.

"Without a great running back, or without a good running back, the pass game is very hard to establish," Hopkins said. "I've played a lot of football. You've got to establish the run first. I think those guys are very important to the game of football."

"Obviously I see what's going on, not a fan of it. But you know, that's not my decision. Only thing I can do is go out there and do my job. But having a good running back on the team, it definitely helps win games, for sure."

###

“That’s one of the guys that I’m excited to work with and to see and know how he plays.”

As he prepares for his fourth NFL season, Adoreé Jackson remains connected to track and field. He said he is disappointed that he won’t get to see some of his former teammates compete at the Olympics this summer (in March, the 2020 Games were postponed a year due to the COVID-19 pandemic).

But he knows he has at least one new teammate with whom he can commiserate, and about whom he already has drawn conclusions.

“I know it’s not easy to run track,” Adoreé Jackson said. “So, for him to do that and play football, I understand what type of player and where he is.”

###

AMANI HOOKER

TITANS SAFETY AMANI HOOKER THANKFUL FOR CONTRACT EXTENSION WITH THE TEAM

**BY JIM WYATT
TENNESSEETITANS.COM
SEPTEMBER 9, 2022**

NASHVILLE – The Titans on Friday agreed to terms on a multi-year contract extension with safety Amani Hooker.

After practice on Friday, Hooker said he's thankful for several reasons.

"It means a lot," Hooker said. "It shows how much the Titans believe in me and trust me, and I have that same trust and confidence in them. I am just going to do my job to make sure I can help this team win and help them win a Super Bowl."

Hooker said he called his parents when the deal became official.

Growing up, Hooker recalled cutting grass, walking dogs, and working a construction job to make money. Hooker said he knew after two days the construction job wasn't for him.

The NFL has worked out well for Hooker and his family.

"My parents, they were with me when I was in little league and they knew my dream when I was in kindergarten," Hooker said. "For them to see where I am at today, I know they are very proud of me, and I wouldn't be here without them."

"Growing up, the dream was for me to get to the NFL, and it was also my dream to stay in the NFL and be able to provide for my family. Being able to do that is a blessing from God."

Hooker, heading into his fourth season, has played in 44 games, with 15 starts, for the Titans since being picked in the fourth round of the 2019 NFL Draft.

Over the years, Hooker has developed into a key player on the team's defense.

In 2021, Hooker started 12 games and finished the year with 62 tackles, and an interception. Hooker also added an interception on the team's playoff contest against the Bengals.

Hooker had a team-high four interceptions in 2020.

In three seasons, Hooker has recorded 119 tackles, five interceptions, 12 passes defended and a forced fumble.

With five career interceptions, Hooker is tied with Juan Thornhill for the third-most among safeties from the 2019 draft class, behind only Darnell Savage Jr. (eight) and Taylor Rapp (seven). From 2020 to 2021, only 11 NFL safeties had more interceptions than Hooker.

Hooker, whose contract was set to expire after the 2022 season before the extension, said the thought of playing alongside veteran safety Kevin Byard long-term is key.

"It is definitely a blessing," Hooker said of Byard. "Watching KB and how he is around the building, I wanted to mimic that because I've seen the success that he had off the field, and on the field as well."

"We have been together for four years, and we're about to be together for another four right now. So we're going to be able to be on the same page and be able to make plays and we'll be the best we can be."

The Titans kick off the 2022 season against the New York Giants on Sunday at Nissan Stadium.

###

BYARD SAYS HOOKER HAS FOLLOWED PROPER PATH TO LEADERSHIP

**BY MICHAEL HOGAN
SI.COM
JUNE 3, 2021**

Amani Hooker figures to make a bigger impact in more than one way this season.

First, the Tennessee Titans safety figures to be a full-time starter for the first time in his career after the team released veteran Kenny Vaccaro as part of a secondary overhaul in March.

He also hopes to be more of a leader for the defensive unit.

And nobody knows how to properly establish leadership than the man he will be playing beside in the defensive backfield this season, Kevin Byard, who has been a team captain in each of the past two seasons.

In order to become a good leader, Byard said, one must first be a good follower. And Hooker has done that well over his first two NFL seasons.

“I think Amani has been a great follower since he’s been here,” Byard said. “Watching me and (Vaccaro), or just watching any of the veteran guys and learning from them, learning how to be a pro.”

A third-round pick out of Middle Tennessee State in 2016, that’s exactly how Byard became one of the Titans’ most prominent voices in the locker room, for both on and off-field matters.

The Pro Bowler and All-Pro observed and learned from the likes of defensive back Jason McCourty and linebacker Brian Orapko.

Not only would Byard listen to what veterans had to say on a daily basis, but he paid close attention to the smallest of details. In the NFL, of course, doing the “little things” matters most.

“One thing that I did when I first got into the league was I looked at the parking lot,” Byard said. “When I got there in the morning, I was looking at cars ... what car is here early in the morning? Okay, this guy here. I was asking Jason, ‘Hey, what time are you getting here in the morning? Why are you coming here so early?’ They were getting rehab or doing the little things.”

A fourth-round pick out of Iowa in 2019, Hooker’s ascension to a more significant role on the defense started last season. His snaps with the defense increased, and when Vaccaro missed three games due to a lingering concussion, Hooker was called upon to start.

He finished tied for the team lead in interceptions with four and second in passes defended eight while also making 51 total tackles. All of those marks are career-highs.

Entering the 2021 season, Hooker is in a position to evolve as a leader for many reasons. Many younger players will fill the secondary after numerous moves in free agency and the NFL Draft.

But most importantly, he’s taken after many veterans over his first two seasons, including Byard.

“He’s into that role where he’s out there playing, he’s out there being more vocal, making calls and checks. That’s the start of it,” Byard said. “Going out there being sure of yourself, knowing what you need to do. When you assure yourself and know what you need to do, you can coach another guy up. I think he’s been doing pretty great at that.

“I think we’re going to be pretty good running mates this year.”

###

**TIM KELLY IS TITANS’
HOPE FOR A BETTER 2023,
BUT IT’S KATIE KELLY
WHO IS ‘TOUGH AS HELL’**

**BY JOE REXRODE
THE ATHLETIC
SEPTEMBER 7, 2023**

NASHVILLE, Tenn. — Tim Kelly’s office at Tennessee Titans headquarters is one big dry-erase board, a multi-wall collection of scribbled plays in various colors of marker, as expected as telescopes in the office of an astronomer.

Most of those doodles will come and go, but one will remain untouched. It’s to the far left, by the window that looks onto the practice fields at St. Thomas Sports Park. “One In Take A Win” is the name of this play, and the squiggly lines indicate an inside run. The key to success, though, is rooted in something any offensive coordinator will tell you: This is a numbers game.

Aspiring OC Norah Kelly, age 8, made a salient point to her father as she was putting it on the board. If you can smuggle one extra player onto the field than your opponent has, how can you be stopped? When Norah watches the sport, as she does voraciously, and a team gets a penalty for too many men on the field ...

“She says, ‘They’re trying my play but they aren’t sneaky enough,’” said Kelly, whose family includes wife Katie and 6-year-old daughter Quinn.

Quinn is the art enthusiast, an intricate Titans helmet among her contributions to Dad’s dry-erase board. The Kelly girls are all over this workspace. And a big part of why it’s in Nashville.

The Titans are counting on the 37-year-old Kelly to revive what was one of the worst offenses in the NFL in 2022. If he does, this could be a surprise team in 2023. He might have taken the controls much earlier, but the Houston Texans

blocked Mike Vrabel’s attempt to interview Kelly for the OC job in January of 2021 after Arthur Smith left Tennessee to become head coach of the Atlanta Falcons.

Read: Jalen Hurts, Bijan Robinson and creamsicles highlight our NFL staff poll

The Texans wanted to keep Kelly even though they were between head coaches. They fired the next head coach, David Culley, Kelly and the rest of the staff after the 4-13 season of 2021. Kelly soon had job offers, including one to be the Titans’ pass game coordinator under OC Todd Downing. And this is where family dictated a football decision.

“Two other teams were on the table and I was like, ‘No, I want to go be with Vrabel,’” Katie said. “This was very intentional, to be around people you trust and care about year-round. This is a bottom-line business, but at the end of the day, it’s about who you’re battling with. And these people, they know our story. They know my issues.”

The Vrabels were right there with the Kellys in 2017 in Houston.

“The year I almost died,” Katie said.

‘This offense gives you the answers’

Shane McGregor had seen Bill O’Brien once, on TV, engaged in a screaming match with Tom Brady. That was a few weeks before Penn State announced O’Brien as its head football coach in January of 2012, replacing Joe Paterno, who was fired amid the Jerry Sandusky child sex abuse scandal. McGregor and his Penn State teammates who remained with the program were about to transition from months of unrest to an immersive football education.

The Patriots offense, even the scaled-down version O’Brien was installing, was a revelation.

“I mean, that spring we learned an offense by watching Tom Brady and the Pats,” said McGregor, a senior

walk-on and third-string quarterback for those Nittany Lions. “Football had been a game I played, but that made it more like an art or science to study. It was almost, like, liberating. It was fascinating, especially for a quarterback. Realizing how you can use your mind to control a game.”

O’Brien liked to tell his players that he was “addicted to football” — that while they were home playing video games or out with their friends or girlfriends, he was home thinking about what to dial up on a third-and-8.

“That happened for me,” said McGregor, to the point that he was hired as head football coach of his high school alma mater, Central Cambria High in Ebensburg, Pa., at age 27.

It happened for Charles London, who had worked with O’Brien at Duke, coached running backs for him at Penn State and with the Houston Texans, and is now Titans pass game coordinator/quarterbacks coach.

“This offense gives you the answers,” London said.

It happened for Kelly, too. His arrival in State College in 2012 as a 25-year-old grad assistant for the defensive line transformed his career.

“A football addict? Yeah,” Kelly said. “That would be accurate. It’s a gift and a curse.”

He grew up in Chicago Heights, Ill., about 30 miles south of Chicago. Younger brother Dennis, an 11-year NFL offensive tackle — including a stint with the Titans from 2016 to 2020 — recalled Tim’s initiative (cold-calling a travel baseball coach to get a tryout at age 10) and extreme competitiveness (turning off video games and running upstairs if he was losing).

Mike and Geri Kelly had four kids, one girl and three boys, with Tim and Dennis in the middle. This was

a football family with big gatherings on Sundays for Bears games. Mike painted the field — he once tried the Vols checkerboard look in the end zones — and worked the chains for the boys' little league games. All excelled in high school.

Tim Kelly did not have NFL talent, but he was a four-year starter at defensive tackle, two-time academic all-district honoree and senior captain for the Eastern Illinois Panthers. He volunteered as a coach during the spring of his senior year, loved it and went from there to a GA post at Illinois Wesleyan. Then he got a paying gig, in 2010 as defensive coordinator at Division II Minnesota State Moorhead.

It did not go well.

“We were awful,” Kelly said, but that’s where he met Katie Anderson.

A nursing student at the University of North Dakota, Katie had played volleyball at Minnesota State Moorhead. Her brother was the football team’s strength coach and her mother was an assistant athletic director. Katie had also worked as a nanny for one of the coaches and wondered how his wife tolerated the hours of a football coach.

She would soon know that life. She dated Kelly long distance after the staff was let go — he still likes to joke that his mother-in-law fired him — and he moved on to be a GA at Ball State. Ball State’s offensive line coach was John Strollo. He had worked with O’Brien years earlier at Duke, was hired by O’Brien to be Penn State’s tight ends coach after the 2011 season, and recommended Kelly to O’Brien as a GA candidate.

ADVERTISEMENT

Ball State offensive coordinator Joey Lynch, now Vanderbilt’s offensive coordinator, did an all-night cram session with Kelly on offensive line and tight end techniques before his interview at Penn State, because Kelly thought he was going to be on the offensive side of the ball. When he found out

he’d be a GA for defensive line coach Larry Johnson, he sighed in relief.

But after two seasons of those crazy GA hours and a small stipend in return — living with Katie, who was supporting the couple with her nursing job — Kelly got his break, on the other side of the ball. He had become fascinated with an offense that was dictated by the skills of the players running it and gave those players more control on the field than any other he had seen.

O’Brien was leaving for the Houston Texans. He was putting together a staff that would include Vrabel as linebackers coach. He wanted Kelly to come along as an offensive quality control coach. O’Brien told Kelly that, the way he saw the game, he had a future on offense. This meant a salary of six figures. And crazier hours.

“I walked in and there was a playbook and it was about this big,” Kelly said, holding his hands apart to suggest a publication right around a foot thick. “And it was like, ‘Good luck.’ It sucked. It was the hardest thing I’ve ever done. But it kind of Mr. Miyagi’d you. You’re sitting there and have to go back and see what that run concept is, see what that run is, that protection. By the end of the season, you’re like, ‘Oh. I know this entire offense.’”

He and Katie also were married in 2014, though the new gig did not leave him much time to help with that.

As Kelly sat in his office Friday afternoon, reflecting on those times, Vrabel walked in and said: “Let’s wrap it up.”

He was talking about the workday for Titans coaches, and in Vrabel’s terms, Kelly is the head coach of the offense. Kelly sent texts to the offensive coaches telling them to head home to their families.

Football coaching is an enemy of work/life balance — McGregor resigned after last season, he said, because he still wants to travel and

have time for other things in his life — but Vrabel tries to find some. His offensive coordinator’s family helps illustrate why.

A turn for the worse

The inherent absence of balance in this world explains why so many people were downplaying the way Katie was feeling in 2017. Of course, she was exhausted. She had baby Quinn and 2-year-old Norah at home.

Quinn had been born prematurely and had underdeveloped lungs, so she was in intensive care for a week after birth. O’Brien sent Kelly — who had moved up to Texans tight ends coach by then — away from work and to the hospital until she was able to come home. Mike and Jen Vrabel watched Norah. That meant a lot to the family.

Quinn got stronger quickly. Katie kept feeling worse. This was a college athlete, a runner — London recalled running a half-marathon with Katie and Tim in Beaumont, Texas, and Katie “kicking our butts” — who had no energy.

But that can be the life of a coach’s spouse with young kids. Even the bloody stools could be explained away by post-partum hemorrhoids.

“Everyone had an answer of why this was normal,” she said. “So I just kept going. You tell yourself, ‘This is just what we do, keep going, keep going.’”

The exhaustion, headaches and weight loss were concerning. The bloody stools got thicker while the family was in Fargo, N.D., visiting her parents. Tim insisted they go to an urgent care facility. She was told she had “something major going on,” and colon cancer was feared initially.

Weeks later, in August back in Houston, she finally got a diagnosis of severe ulcerative colitis, a bowel disease that causes inflammation and ulcers in the digestive tract. There was no telling if it was newly developed or had just been dormant

in Katie. There's no cure, but it can be managed with treatment.

That got started in tandem with the 2017 football season. Katie would need to remove gluten and alcohol from her diet. She would need a regular concoction of medicine. There was comfort in a diagnosis and plan as the grind of fall got going.

But Katie wasn't feeling better. She was so visibly miserable one day that two of her friends insisted on taking her to an urgent care in Houston. She resisted at first, then relented. Moments after arriving, she was being rushed by ambulance to the hospital. Tim raced from the Texans facility to join her.

"They couldn't break her fever," he said.

"I had no blood pressure," Katie said. "I was given epinephrine in the ambulance to keep me alive."

She had experienced a "cytokine storm," doctors would tell her later, the result of her immune system responding too aggressively to her condition. Weeks in the hospital and a stool transplant would follow. One medication gave her drug-induced Lupus and had to be discontinued. The trial and error perpetuated the exhaustion.

"She's tough as hell," Kelly said of his wife.

"It was all very scary," Geri Kelly said. "But Katie, she dealt with it like a champ."

Infusions of Entyvio, an antibody medication, started to restore Katie's health. That's a permanent solution, every six weeks, with a couple of days of fatigue after each infusion as the primary drawback. The Kellys got through the crisis OK, with help from their football family. Then came another.

In August of 2018, Mike Kelly went in for a knee replacement and was given a clean bill of health otherwise. In October, he wasn't feeling well and went in. A scan

showed cancer spreading aggressively in his bones, liver and lungs. He had weeks to live. He was 68.

Those were the years of the boys opposing each other as AFC South rivals. Mike and Gerry just rooted for each team's offense when the Texans and Titans played. Tim had his usual postgame FaceTime call with his dad after a Dec. 9 loss to the Colts, knowing his father wasn't doing well.

He got a call around 11 p.m. that an ambulance had taken Mike to the hospital. He got a call around 3 a.m. that he had passed away. He walked into the Texans facility at 5 a.m., as usual on a Monday.

"If you're here this afternoon," O'Brien said to Kelly, "I'm going to fire you."

Vrabel dispatched Dennis to Chicago as well, and the brothers and their families were on hand for Mike's wake and funeral. Then it was back to Houston and Nashville to prepare for the Jets and Giants, respectively. Both teams played in New Jersey that weekend. Both won.

"Right back to work for both of them," Geri said. "That's exactly what Mike would have wanted."

A few weeks later, O'Brien promoted Kelly to offensive coordinator, making him one of the youngest in the league at 33. O'Brien told reporters of the move: "Timmy's had a lot of input into what we do. He's had a big part of the process and he's ready for the challenge."

Family time

Grandpa Mike's spaghetti is the favorite dish in the Kelly household these days, and it has undergone changes since Mike Kelly used to make it for his kids — amid jokes about an Irish family going with spaghetti as a staple. Tim weaved in mushrooms to the recipe at some point, despite complaints from his

father about "adding a fungus." And it is, of course, gluten-free now.

"Take some yellow onions and dice them, chop the mushrooms, add butter, olive oil, tomato paste, tomato puree," Kelly said. "Salt, pepper, fresh green peppers. Simmer that. Then the meatballs. Then the Italian sausage. And then we're rolling."

It's a tribute to a man Norah has some very early memories of, and it's far from the only play in Kelly's playbook. Cooking is something he loves and has embraced as a family duty, especially because he likes to find new things that Katie can eat and actually likes. He won't be making any of Norah's softball games this fall. But it's about being "totally present" when he is home, a common refrain among coaches.

"I know coaches work," he said, "but ... what about how much she works? When does she get to turn it off?"

Starting Sunday at New Orleans, Kelly will try to fry up some offense for a team that finished 28th in scoring and 30th in total offense last season, firing Downing when it was over. That led to the promotion of Kelly, with Vrabel calling him "the perfect fit" and saying of an offense that was fourth in scoring and second in total offense in 2020 under Smith: "I don't think everything is broken."

It's different now, though. This is the Erhardt-Perkins offense, named after Ron Erhardt and Ray Perkins from when they were offensive assistants with the Patriots in the 1970s. But the only thing that's passed down from that time is the nomenclature. Kelly pointed to the Bill Belichick era, transitioning to a three-wide offense with Air Raid concepts and Randy Moss at receiver, then to a two-tight end base when Rob Gronkowski and Aaron Hernandez were added. That's the point.

One of the most impactful football meetings of Kelly's career was early in his time at Penn State when

O'Brien said it's not about plugging players into specific plays, it's about figuring out what your specific guys do well and designing to that.

"That was the first time it was like, 'Oh,'" Kelly said.

More than the modern West Coast offense that was in place in Vrabel's first five seasons, this offense is "totally quarterback-driven," London said. The quarterback, not the center, calls protections. The quarterback doesn't just have one alternative play he can check into, he has a large menu.

"Some new concepts, new protections, new ideas we haven't had in the past," Tannehill said Wednesday.

"It's more players' decisions, we're getting to react to defenses and make high-speed decisions on the field," said receiver Chris Moore, who was with Kelly in Houston in 2021. "Whereas some offenses I've been in, like, you just run the route, run it the way it is on paper. This is much more reacting to what you see."

Kelly said he has changed, too. His largely successful tenure in Houston saw O'Brien give him play-calling duties in 2020, and he said a 42-36 overtime loss at Tennessee — with Jeff Simmons batting away a two-point pass that would have sealed the game — gave him confidence. He's better at not letting bad plays fester, he said. And at delegating.

"Hands down the biggest change I've made over the past couple years is, like, it's OK to let guys do their jobs," Kelly said. "They don't need me in front of the room every single day, talking about every single subject. I presented everything in '21, and I'm not doing that this year."

London has third downs. Tight ends coach Tony Dews has the red zone. Run game coordinator/running backs coach Justin Outten — Denver's OC last season — has added run concepts to Kelly's scheme. Between that and last

season working in the previous offense, Kelly said it's fair to call this a "hybrid offense." He wanted to retain the physical, Derrick Henry-led identity that he saw beat the Texans so many times.

Titans center Aaron Brewer said Kelly is "like a guru back there" calling plays. Right guard Daniel Brunskill called him "Kyle-esque" — as in, Kyle Shanahan, play-calling whiz and coach of the 49ers teams that included Brunskill from 2019-22. By that, he meant Kelly's ability to explain plays to the Titans from a global perspective. And his work ethic.

"That's what makes Kyle a genius," Brunskill said. "The hard work."

That eats at the time in a day. But Kelly finds it when he can. The whole family attended the preseason game at Minnesota, and Vrabel came to the sideline and found Norah and Quinn.

Titans coach Mike Vrabel has a big hug for Quinn Kelly at the Aug. 19 preseason game in Minnesota. (Courtesy of the Kelly family)

"He made Norah feel like she's seen, like she's a part of it," Katie said. "I can't tell you how much of a difference that makes."

It doesn't mean Vrabel will be approving "One In Take A Win" anytime soon. But there's a comfort, a history, that made Nashville the right choice for the Kellys. That matters. As does the first thing Norah told Grandma Geri about Vrabel when she found out she'd be rejoining him: "Coach Mike, he gives out the big candy bars on Halloween."

###

TITANS ELEVATE TIM KELLY TO OFFENSIVE COORDINATOR WHILE MAKING SEVERAL NEW ADDITIONS, AND CHANGES

**BY JIM WYATT
TITANS ONLINE
FEBRUARY 8, 2023**

Titans head coach Mike Vrabel has made a number of moves on his coaching staff, including promotions and new hires.

Among them: Tim Kelly has been elevated to Offensive Coordinator, a year after joining the staff as the team's Passing Game Coordinator.

Also on Tuesday, the team announced these additions to the coaching staff:

-Charles London has been hired as Pass Game Coordinator/Quarterbacks.

-Chris Harris has been hired as Defensive Pass Game Coordinator/Cornerbacks.

-Lori Locust has been hired as Defensive Quality Control.

-Justin Hamilton has been hired as Defensive Quality Control.

The following coaches remain on the staff with new responsibilities:

-Jason Houghtaling is now the team's new offensive line coach. He replaces Keith Carter, who was not retained.

-Luke Steckel is now the team's Run Game Analyst. Steckel previously served as tight ends coach.

-Pat O'Hara is now the team's Pass Game Analyst. O'Hara previously served as quarterbacks coach.

-Tony Dews is now the team's Tight Ends coach. Dews served previously as Running Backs coach, and that position still needs to be filled.

Vrabel is expected to be available via zoom later today to discuss the new additions/changes on his staff.

The most notable one is Vrabel's decision to promote Kelly to offensive coordinator, where he replaces Todd Downing, who was not retained after last season.

Prior to joining the Titans as Passing Game Coordinator last year, Kelly spent eight seasons (2014-21) with the Houston Texans in a variety of roles, including Offensive Coordinator (2019-21), Tight Ends (2017-18), Assistant Offensive Line (2016) and Offensive Quality Control (2014-16).

As the Texans Offensive Coordinator in 2021, Kelly guided quarterback Davis Mills to a franchise rookie record for passing yards, ranked second among NFL rookies in passer rating and led all NFL quarterbacks in red zone passer rating (116.8). Wide receiver Brandon Cooks also set a career high with 90 receptions. In 2020, quarterback Deshaun Watson led the NFL in passing yards (4,823) and yards per attempt (8.9), while ranking second in passer rating (112.4) and third in completion percentage (70.2%). While with the Texans, the team captured four AFC South division titles.

London joins the Titans after two seasons (2021-22) with the Falcons as their Quarterback coach. Last year, London worked with rookie quarterback Desmond Ridder, who started the final four games of the season and posted a quarterback rating of 86.4 with each game seeing a higher rating than the previous game. As an offense, the Falcons ranked 10th on third down and 14th in the red zone.

Prior to joining the Falcons, London spent three seasons (2018-20) as the Running Backs Coach for Chicago. During his time with the Bears, he worked with a trio of running backs who reached 1,000 scrimmage yards in at least one season – Jordan Howard (2018), Tarik Cohen (2018) and David Montgomery (2019 and 2020). Cohen and Montgomery

posted career-high rushing totals under his tutelage. London spent four seasons (2014-17) with Houston as their Running Backs Coach.

London spent two seasons (2012-13) as the Running Back coach/Recruiting Coordinator at Penn State under Head Coach Bill O'Brien. In 2011, London served as an Offensive Assistant/Quality Control coach for the Titans in Mike Munchak's first season as head coach. He was a pro scout for Philadelphia in 2010 and was a Quality Control coach on offense for Chicago from 2007-09. He entered the coaching profession as a graduate assistant (2004-05) and then running back coach (2006) at his alma mater, Duke.

Harris brings 17 years of NFL experience, nine as a coach and eight as a player, to the Titans. He joins the team after spending three seasons (2020-22) as the Defensive Backs coach for the Washington Commanders. Anthony Midget previously served as secondary coach with the Titans, but he was not retained after last season.

At Washington, Harris contributed to one of the best defenses in the NFL over the last three seasons. The Commanders ended the 2022 season in the top ten in a number of categories, including total defense (third), passing yards allowed (fourth), points allowed (seventh), 3rd down defense (first) and red zone defense (eighth). From 2020-22, the Commanders defense ranked eighth in the NFL in passing yards allowed (213.1 yards per game) and fourth in total yards allowed (323.4 yards per game).

Prior to joining Washington, Harris spent four seasons (2016-19) with the Los Angeles Chargers as the assistant defensive backs coach. In his final season with the Chargers, the defense ranked fifth in the NFL in passing yards allowed (200.3) and sixth in total yards (313.1). Harris began his coaching career as a quality control coach on defense with Chicago for two seasons 2013-14.

As an NFL player, Harris played eight seasons at safety with Chicago (2005-06, 10-11), Carolina (2007-08), Detroit (2011) and Jacksonville (2012). He earned second-team All-Pro honors by The Associated Press in 2010 with the Bears. Over his NFL career, he totaled 439 tackles, 16 interceptions, 14 forced fumbles, nine fumble recoveries and one sack in 101 games (88 starts).

Locust becomes the first female to join the coaching staff on a full-time basis. Locust served the past four seasons (2019-22) as the Assistant Defensive Line coach for Tampa Bay.

During her tenure with the Bucs, they led the NFL in rushing defense, allowing only 92.3 yards per game. Additionally, the team ranked fifth in sacks (187), third in tackles for loss (348), first in quarterback hits (452) and fifth in takeaways (102). Nose tackle Vita Vea earned his first Pro Bowl selection, while totaling 15 sacks between 2019 and 2022, a total that led all nose tackles. Locust joined fellow Buccaneers assistant Maral Javadifar in becoming the first women on an NFL coaching staff to win a Super Bowl (LV).

Prior to joining Tampa Bay, Locust was the assistant defensive line coach for the Birmingham Iron of the Alliance of American Football and served as a coaching intern with the Baltimore Ravens during their 2018 training camp.

Locust held a variety of coaching roles leading up to her entry into the NFL coaching ranks, including time with the Lehigh Valley Steelhawks (National Arena League), Central Penn Capitals (NAL) and the York Capitals (American Indoor Football). She also served as a coach for the Central Penn Pairanha (semi-professional) and her high school alma mater, Susquehanna Township H.S. She attended Temple University and also played football (2004-08) for the Central Penn Vipers in the Independent Women's Football League.

Hamilton joins the Titans after 11 seasons coaching in the college ranks, including two seasons (2020-21) as the Defensive Coordinator at Virginia Tech. He joined Virginia Tech in 2018, as Director of Player Development - Defense and was promoted to Safeties coach in 2019. Prior to his time in Blacksburg, he coached for four seasons at VMI, first as outside linebackers/co-special teams (2014-16) and one season (2017) as inside linebackers/co-special teams coach. He started his coaching career Virginia – Wise for three seasons (2011-13).

Info on the returning coaches with new roles:

Tony Dews, Tight Ends

Dews joined the Titans coaching staff in 2018, as the running back coach. He guided running back Derrick Henry to four 1,000-yard seasons, including a career-high 2,027 yards in 2020. Over the past five seasons, Henry leads all NFL running backs with 7,101 yards and 68 touchdowns. Prior to joining the Titans, Dews spent 20 seasons coaching in the college ranks, including 10 seasons coaching wide receivers or tight ends.

Jason Houghtaling, Offensive Line

Houghtaling joined the Titans in 2021 as Offensive Line Assistant. Prior to his time in Tennessee, he spent 14 seasons in college coaching, including five years as the Head Coach at Wagner. The majority of coaching experience on the collegiate level was on the offensive line or as offensive coordinator.

Pat O'Hara, Passing Game Analyst

O'Hara joined the Titans coaching staff in 2018 as the Quarterback coach. During his time with the Titans, quarterback Ryan Tannehill has become the franchise's leader in passer rating (100.5), career completion percentage (66.9%) and sixth in passing yards (12,831). He joined the team after three seasons (2015-17) with the Houston Texans.

Prior to Texans, O'Hara spent many years in the Arena Football League as a player, assistant coach and head coach.

Luke Steckel, Run Game Analyst

Steckel has been with the Titans since 2013 in a variety of roles, including tight ends coach for the last two seasons (2021-22). Last season, the Titans tight ends accounted for 85 receptions and rookie Chig Okonkwo led all NFL rookie tight ends with 450 receiving yards. Over the last two years, the Titans have ranked fifth (2021) and 13th (2022) in rushing offense in the NFL.

###

**3 THINGS TO KNOW
ABOUT TENNESSEE
TITANS OFFENSIVE
COORDINATOR TIM
KELLY**

**BY DANI MOHR
THE TENNESSEAN
FEBRUARY 8, 2023**

The Tennessee Titans officially hired Tim Kelly as the team's new offensive coordinator Tuesday.

Kelly, 36, takes over the position in Nashville after spending 2022 as the Titans' passing game coordinator. He was promoted along with several other coaching changes that the Titans announced Tuesday. He'll replace former offensive coordinator Todd Downing, who was fired after Tennessee missed the playoffs this season.

Here's everything to know about the Titans' new offensive coordinator.

Before spending a year with the Titans as the passing game coordinator, Kelly came to Nashville after spending eight years in Houston.

Kelly previously worked in quality control with the Houston Texans, and assisted with the offensive line and coaching tight ends. After about four seasons, he got promoted as the offensive coordinator in 2019 and was credited with Deshaun Watson's success.

However, he was also credited with the Texans' offensive downfall in 2021 when Tyrod Taylor and Davis Mills took over as quarterbacks. Kelly was fired after leading Houston to a losing record (4-14) with no hope in sight.

Kelly's brother is a former Tennessee Titan

Kelly's brother Dennis, who is currently an offensive tackle for the Indianapolis Colts, played for the Titans from 2016-2020.

College coaching experience

Before following former Texans and Penn State coach Bill O'Brien to Houston, Kelly jumped around the Midwest as a college coaching assistant.

He played in college at Eastern Illinois at defensive tackle and went into coaching as an assistant graduate at Illinois Wesleyan in 2008. He was a graduate assistant in 2010 at Minnesota State-Moorhead and moved on to Ball State in 2011.

Kelly worked under O'Brien from 2012-2013 at Penn State in the same role, and followed him to coach the Texans in 2014. They spent another several years together in Houston before O'Brien was fired in 2020.

###

ARDEN KEY IS SET TO PLAY CRITICAL ROLE FOR TITANS' DEFENSE, WRITES MIKE HERNDON

**BY MIKE HERNDON,
COLUMNIST
PAULKUHARSKY.COM
AUGUST 2, 2023**

NASHVILLE, Tenn. -- It has been impossible not to notice Arden Key early in Titans' training camp.

When the free agent addition isn't popping up in the backfield again... and again... and again, he's – loudly – rooting on his defensive teammates and chirping at the offense. His energy level is intense and unrivaled among players on both the current Titans squad and any other version of the team that I've covered over the past six years.

Key brings an easy smile, a big personality, and a loud voice to a team that has sometimes lacked that type of presence. Defensive coordinator Shane Bowen talked on Tuesday about him being able to bring some teammates along, which can be an asset for a team over the grind of a 17-game season.

Of course, being loud and energetic means nothing if there isn't production to go along with it. Practice sacks don't count, but if they did, Key would probably already be ready to renegotiate his contract. His current running total – as estimated by Key and Austin Stanley of AtoZ Sports – is now at 14 through his first five training camp practices in Tennessee, including a seven-sack day last Friday.

Speaking of Key's contract, it's worth noting that he received the most guaranteed money (\$13 million) of any of the Titans' veteran additions this offseason, including DeAndre Hopkins (\$10.98 million) and the man often tasked with blocking him in camp, Andre Dillard (\$10 million). That's a pretty clear indication of how Ran Carthon and Mike Vrabel viewed

him as a free agent and it makes him one of a very short list of Titans players who are virtually guaranteed to be on the roster in 2024.

Key was the first name I mentioned back in February when I previewed the market for edge rushers. As I wrote then:

“The best options aren't big names, but could be good investments, starting with Arden Key, who saw his career get revived in San Francisco in 2021 and then provided good value as a rotational rusher for the Jaguars last season.

His 18.1 percent win rate was 15th among 49 edge rushers with at least 325 pass rush snaps last season, sandwiched between Montez Sweat and teammate Josh Allen. He'll be 27 next season and seems to still be ascending as a player at the NFL level after a slow start to his career.”

Key's career has become quite a redemption story. After breaking out with 11 sacks as a sophomore at LSU, he was largely viewed as a future first-round pick. Injuries and off-field issues, which included him checking into rehab for marijuana addiction, dropped his draft stock in 2017, leading to him being selected by the Raiders in the third round with the 87th overall pick.

In Oakland, he was thrown directly into the fire, playing more than 50 percent of snaps in 13 of 16 games as a rookie for the league's worst defense. Key struggled to produce, notching just one sack despite heavy playing time.

He was reduced to a rotational role in 2019 and had his season ended early by a foot fracture, producing no sacks and just 12 total pressures by PFF charting. After getting healthy before the start of the 2020 season, Key remained in a depth role, contributing two sacks in over 14 games. Before the start of the 2021 NFL draft, Key was released by the Raiders.

Key's time with the Raiders was clearly a failure, but there are some advanced numbers that suggested

the career rebirth that we've seen over the past two years was coming. His pass rush win rate, again as charted by PFF, went from 9.1 percent in 2018 (60th among 109 qualified edge rushers) to 11.2 percent in 2019 (38th out of 118) to 11.6 percent in 2020 (36th out of 117).

Next came an extremely smart move by Key.

He signed a one-year, \$1 million contract to go play under defensive line guru Kris Kocurek in San Francisco, a man widely viewed as the best in the business at developing young pass rushers. Despite playing just 35 percent of defensive snaps on a loaded defensive line that also featured Nick Bosa, Arik Armstead, Samson Ebukam, and D.J. Jones, Key produced career highs in sacks (6.5), total pressures (39), QB hits (14), and pass rush win rate (11.8 percent) while lining up all over the 49ers' defensive front.

That breakout season earned him a pay raise, and he signed a one-year, \$4 million contract in Jacksonville, where again, he found himself in a rotational role behind Josh Allen and first overall pick Travon Walker. Like in San Francisco, Jaguars defensive coordinator Mike Caldwell deployed Key all over the defensive line, giving him almost 100 snaps as an interior rusher as well as his rotational spot on the edge. Key's performance continued to improve, setting yet another career-best mark in pass rush win rate at 13.8 percent to go along with 51 total pressures and 13 QB hits.

While in Jacksonville, Key also produced the highest PFF run defense grade that he's earned in his career at 75.1, good for 17th among edge rushers, something that the Titans will want to see expanded as he transitions into more of a full-time role.

There is good reason to believe that Key's best football may be ahead of him as well. He's still just 27 years old, and by his own self-admission,

has grown a lot over the course of his five-year NFL career.



While talking to the media – and teammate Azeez Al-Shaair – on Tuesday, Key claimed that he “used to be fat” during his time in San Francisco, something he’s focused on during training over the last two offseasons. His performance in training camp to this point indicates that the increased focus on conditioning has paid off for the talented edge rusher.

What will be fascinating to watch as the season begins is how the Titans choose to deploy their pass rush pieces. Both Denico Autry and Key have inside-outside versatility from a rush standpoint as Key has primarily lined up as a defensive tackle on third downs for both the 49ers and Jaguars the last two seasons. That’s something Autry has done frequently since signing with Tennessee in 2021. In fact, Key mentioned Autry last week as a guy who he’s studied and modeled some of his game after even before joining him with the Titans.

That versatility should allow Bowen to hunt matchups throughout the season and keep defenses from knowing where any of the Titans’ top pass rushers might be lining up consistently.

To get a feel for Key as a player, let’s look at some snaps from last season in Jacksonville, starting with his usage as an interior pass rusher. This first clip features Key lined up in as a three-technique in the gap between the left guard and left tackle. He uses an impressive chop-swim combo to beat Dalton Risner and sack Russell Wilson.

Here is another similar rep.

Key’s positioning is even wider here as he’s lined up outside of Titans’ right tackle Nicholas Petit-Frere, but he quickly jumps inside and uses another swim move to beat Jordan

Roos and flush Josh Dobbs from the pocket. Key was a menace in both matchups against Tennessee last year.

While I think he’s most effective rushing from inside, Key can also create pressure as a traditional edge rusher. Here, he beats Broncos left tackle Calvin Anderson with a nice cross-chop move, forcing a rushed throw from Wilson.

And here, he uses his hands to get inside leverage against Cowboys left tackle Tyler Smith and pushes his way all the way to a sack of Dak Prescott.

As I mentioned above, Key scored highly as a run defender last season and the tape backs it up. He only played limited snaps on early downs, but when he was out there, he was effective at setting the edge as he does here against Tyler Smith. This is textbook from Key here.

I’ll finish with something that was a bit of a surprise for me when I really cut on the Key tape... his motor and instincts are outstanding. Here, he flashes high-level awareness as he notices the back leaking out for a screen during his pass rush, redirects, and breaks up the play, nearly grabbing a one-handed interception in the process.

Key’s motor was non-stop on tape, constantly making plays like the one below where he chases down a screen from the backside of the play and puts a massive hit on Chargers running back Joshua Kelly.

Key’s fit into this defense is excellent, especially from a pass-rush standpoint. No team likes to use games and stunts up front more than the Titans and Key should thrive in that scheme with his athleticism benefitting from playing with two of the best “pickers” in the NFL in Jeffery Simmons and Autry.

I’d describe Key’s game as a mash-up of Landry and Autry, bringing some elements of Landry’s athleticism and Autry’s length and power to the table for a unique blend of skills.

The Titans’ ability to mix and match where Simmons, Autry, Landry, and Key all line up along with the talent level of those four players give Mike Vrabel’s defense one of the best fronts in the NFL heading into 2023, and early returns on Key suggest that we all may be underrating what this group could be.

###

KINSEY SET TO MAKE NFL DEBUT

**BY DAVID BOCLAIR
SI.COM
OCTOBER 23, 2021**

NASHVILLE – Mason Kinsey is in line to make his NFL debut Sunday.

The Tennessee Titans designated the groundbreaking wide receiver as a standard elevation to the active roster off their practice squad Saturday, one day before they face the Kansas City Chiefs at Nissan Stadium.

“A lot of early mornings and late nights for this,” he wrote on Twitter. “I trusted his plan. Thank you God.”

The move means he will automatically revert to the practice squad on Monday, but he should get the chance to show what he can do on Sunday.

Cornerback Chris Jones also was named a standard elevation from the practice squad.

It is likely that Kinsey’s primary responsibility will be as punt returner given that Chester Rogers has been ruled out for the game with a groin injury. Rogers is the only player who has returned punts for the Titans this season, and he ranks fourth in the league with an average of 12.0 yards per return.

However, there also should be plenty of opportunity for Kinsey, 23, to play on offense as well. Rogers and Cameron Batson, who was placed on injured reserve Monday with a season-ending knee injury, have been the Titans’ primary slot receivers this season, and that is a position at which Kinsey got plenty of work during the preseason.

Kinsey was the first player from Division III Berry College to sign an NFL contract when he joined the Titans as an undrafted free agent in 2020. He did two stints on New England’s practice squad during that season before he returned to Tennessee during the offseason.

He was the Titans’ leading receiver in the preseason with 14 catches for 131 yards and one touchdown (no one else caught more than six passes). He also returned one punt for 11 yards.

“I never really lost focus. I knew I was at a D-III school and it was going to take a lot,” Kinsey said during the preseason. “I just stayed laser-focused on that. I knew what it was going to take, and I knew kind of how I had to approach it. That was my mindset.

“... I’ve grown a lot. It’s been exciting, man. It’s been everything I’ve dreamed of. I love this place. I love this team.”

###

**HAROLD LANDRY
"ECSTATIC" TO BE BACK
ON THE FIELD FOR
TITANS**

**BY JIM WYATT
TENNESSEETITANS.COM
JULY 28, 2023**

NASHVILLE – Harold Landry stepped up to the podium on Friday after practice, and the big smile on his face said it all.

"I'm excited to be here for sure," the Titans edge rusher said. "It's been awesome. Being away from the game as long as I have, missing all of last year, obviously you miss making plays in front of fans at the games because, you know, that feeling is euphoric.

"But honestly, being away for that long, you start to appreciate it and miss it even more, just like coming out on the practice field and hearing Jeff (Simmons) talk (trash), or just hearing your guys joking around. But everybody is just out here grinding and having a good time. ... I'm ecstatic to be back."

Landry, who tore his ACL leading up to last season, didn't take part in OTAs or the minicamp during the offseason.

But on the first day of training camp, Landry was on the field with his teammates, without a knee brace.

And, he feels great.

"What happened was I tore it a while ago," Landry said of the knee. "And now it's damn near perfect."

A second-round pick of the Titans in the 2018 NFL Draft out of Boston College, Landry made it to his first Pro Bowl in 2021 after racking up 12 sacks and 49 quarterback pressures.

The sack total ranked 10th in the NFL and led the team, and it finished off a four-year stretch in which Landry accumulated a team-high 31 sacks, the second-highest total by a Titans/Oilers player in his

first four NFL seasons since 1982, when individual sacks became an official NFL statistic 1982 (37 by Jevon Kearse).

He was looking forward to picking up where he left off before the injury.

A year later, he's champing at the bit for the 2023 season to begin.

Landry still has time to work, but the worst is behind him.

"It's a long process, and throughout it you're definitely frustrated a little bit because there's times you're doing everything you can and you feel like you're kind of staying the same," Landry said. "Then out of nowhere, you just stick to the plan, trust the people you're working with and you make those jumps.

"Now, being where I'm at, it feels great. I don't even think about it when I'm out on the field. It's awesome, so kudos to all the people I've been working with and all the time and energy because it feels great."

Is there a chance he could come back better than ever?

Landry said he's been motivated by seeing others return in grand fashion after an ACL injury.

"I'm definitely stronger, more explosive for sure, faster," Landry said. "I mean, I would say I'm most definitely just more strict on my diet because I'm into that stuff and I was doing everything possible to make my knee feel better the next day.

"... Expectations are high, you know what I am saying? I worked my ass off to get to this point, and the people here have helped me so much. I feel great."

###

**ON THE DAY HAROLD
LANDRY SIGNED HIS
LUCRATIVE NEW
CONTRACT, THE TITANS
OLB SAID HE'S INDEBTED
TO THOSE WHO HELPED
HIM REACH SUCCESS**

**BY JIM WYATT
TENNESSEETITANS.COM
MARCH 10, 2022**

NASHVILLE – Harold Landry III strolled down the hallway at Saint Thomas Sports Park on Thursday, his two young boys on the move in front of him, his wife doing her best to keep them under control, and happy.

Landry, on the day he signed his lucrative contract extension with the Titans, had plenty of reasons to be thankful.

He started with his wife, Danielle, for helping him reach success.

"I wouldn't be here signing this contract today without her," Landry said of his wife. "Everything she does for me, it is incredible, really, how she raises our kids, how she makes sacrifice after sacrifice to make sure I am able to handle my business with football. I am extremely thankful for her, and what she has done for me.

"She deserves so much credit for me being here today."

Landry, a second-round pick of the Titans in the 2018 NFL Draft out of Boston College, inked his new deal on Thursday before holding a press conference at the team's training facility. The outside linebacker earned his new deal with the team after racking up 12 sacks and 49 quarterback pressures in 2021.

The sack total ranked 10th in the NFL and led the team, and it finished off a four-year stretch in which Landry accumulated a team-high 31 sacks, the second-highest total by a Titans/Oilers player in his first four NFL seasons since 1982, when individual sacks became an

official NFL statistic 1982 (37 by Jevon Kearse).

On the day he signed his contract, Landry reflected on his path to the NFL, while thanking those around him.

Born and raised in Spring Lake, N.C., just down the road from Fort Bragg U.S. Army military base, Landry said his parents, Doreen and Harold Landry, sacrificed back then just like his wife does now to give him a chance to be successful.

Landry's dad was a FedEx driver, his mother worked in IT support. Landry said his parents sometimes worked multiple jobs so he and his sister had everything they needed.

"I'll be honest: I've never had a job my whole life besides football," Landry said with a smile. "I am so grateful to the parents that I have, because they did everything they had to do to make sure I could just focus on sports and football.

"As a kid growing up, every day, as soon as the sun came up, we were outside playing sports, and we didn't come home until the street lights came on. It was sports, sports, sports."

Landry's goal back then?

"I always wanted to make my parents proud, whether it was football, baseball or basketball," Landry said. "I just always wanted to put smiles on their faces. As I got older and got to high school it was the same thing.

"My motivation, it was simple: I wanted to be the best."

Landry earned All-America and all-state honors at Pine Forest (Fayetteville, N.C.) High School, and he also earned a scholarship to Boston College.

Once there, Landry said he got really serious about putting himself in a position to have an NFL career.

Landry recorded 26 sacks while at Boston College, which put him on

the radar of NFL teams. The Titans picked him 41st overall in 2018.

And then, over the past four years with the Titans, Landry has emerged as one of the NFL's best pass rushers. At the same time, his family has grown as well. Harold and Danielle, who met while at Boston College, have two sons – Greyson (4) and Ollie (2).

"I feel like these past four years, they have been amazing, to be honest," Landry said. "Obviously there's ups and downs – you play this game long enough you are going to experience a whole bunch of different things. And I feel like I have experienced a lot in my four years here, and it's done nothing but take me to the next level, and make me a better player for it.

"I feel like I have grown so much as a player, and as a man, the past four years."

From 2018 to 2021, Landry joined Pittsburgh's Cameron Heyward as the NFL's only players to be credited with at least 250 tackles, 30 sacks and two interceptions. His 12-sack season in 2021 was the highest total by a Titans player since Jason Babin reached 12.5 sacks in 2010. Landry also tied for second on the squad with 75 tackles, ranked second with a career-high 49 quarterback pressures, led the team with 14 tackles for loss, and added a forced fumble. He joined Micah Parsons, Aaron Donald and Heyward as the only NFL players in 2021 to post at least 75 tackles and 10 sacks.

Landry said he won't let up now.

Money, he said, won't change him.

He's thrilled to remain in Nashville, because he said it's where his family is happy.

The Titans, of course, are sure happy to have him.

"My motivation," Landry said, "is when I step on the field, I want to be considered the best player on the field. So, that is the motivation. The

money, I am extremely blessed and grateful that this organization believes in me, and gave me this contract. But I feel like the money is a byproduct of the work that I put in to achieve the goal of being considered one of the best players in the NFL.

"All of this, I am just feeling so blessed and grateful and thankful for the life that I get to live and experience, with the awesome family that I have. ... And I am so thankful that this organization has the faith and trust they have in me. I am just extremely grateful and thankful for all of this."

###

**TITANS AGREE TO TERMS
WITH OL COREY LEVIN
ON A ONE-YEAR DEAL**

***BY JIM WYATT
TENNESSEETITANS.COM
MARCH 31, 2023***

NASHVILLE – The Titans have agreed to terms with versatile offensive lineman Corey Levin on a one-year deal.

Levin, originally selected by the Titans in the sixth round of the 2017 NFL Draft from Chattanooga, has played in 45 games, with four starts, in his NFL career.

Levin played in all 17 games for the Titans in 2022 while starting the final three contests at center.

Levin, who has also spent time with the Broncos, Bears, Jets and Patriots in the NFL, has also started at game at left guard. He's been a contributor on special teams as well.

Earlier this offseason the team released center Ben Jones, while guard Nate Davis signed with the Bears.

Meanwhile, the Titans tendered center/guard Aaron Brewer, a restricted free agent, while signing former 49ers lineman Daniel Brunskill, who is expected to compete for a starting spot on the team's interior line as well.

Levin's return will add to the competition, and it gives the team more quality depth.

###

TO UNDERSTAND HOW WILL LEVIS' DRAFT SLIDE COULD TURN INTO ROCKET FUEL, START IN HIGH SCHOOL

**BY NICK SUSS
THE TENNESSEAN
MAY 10, 2023**

Will Levis has a big mouth.

That's not a figure of speech.

When it comes to food, the Tennessee Titans' second-round pick and potential quarterback of the future is less Julia Child and more a child dipping his hot dog in chocolate milk to test his mom's patience.

Culinary experiments made Levis famous on social media. Long before he was the lightning-rod prospect NFL draft pundits compared to everyone from Josh Allen to Blake Bortles, he was the Kentucky passer who went viral for stirring mayonnaise into his coffee and eating bananas without peeling them.

He doesn't do these things because he likes the taste. He does them because he can. It's audacious. And people react to his audacity.

Like when Levis was at Xavier High School in Middletown, Connecticut. He and some teammates were eating McDonald's. Levis told his friends he could down a Big Mac in five seconds. No one dared him. He just wanted to do it.

So he did.

"A lot of people wouldn't do that because it's weird," said Kyle MacGillis, Levis' high school receiver and close friend. "But he's funny like that. He doesn't really care what a lot of people actually do think about him. He's genuine. I think he's just like 'I bet I can do this.' And then he goes and does it. It's not like he's trying to prove anyone wrong or something."

Now Levis actually does have people to prove wrong. Twenty-six NFL teams passed on Levis before the Titans traded up to pick him 33rd in the 2023 NFL Draft. Levis languished backstage for 31 picks across the four-hour first round, drawing sympathy from some and mockery from others.

Levis has never much cared about being laughed at, though. He's the mayonnaise-in-his-coffee guy. He's the don't-peel-your-bananas guy. He's the guy who doesn't mind swallowing two all-beef patties, special sauce, lettuce, cheese, pickles, onion and three sesame seed buns whole.

A few draft-night memes won't hurt him.

"Regardless of where I got picked I feel like it's not going to change my work ethic," Levis said. "Regardless of if I went first overall or 33rd. You can't let the circumstances dictate your preparation and the level of intensity you bring every day."

Meet Will Levis

The first impression of Levis often elicits the same reaction: That guy looks like a quarterback.

He's 6-foot-4 and 229 pounds with biceps that look like they belong in a 1980s action movie. Every time he throws, he flashes the tattoo on his billboard of a right arm. It reads "2nd Chronicles 15:7" a verse seemingly written for a quarterback: Be strong and do not give up, for your work will be rewarded.

Levis' work wasn't instantly rewarded. Because of injuries, he didn't emerge as a star high school talent until his junior year. He went to Penn State and backed up Trace McSorley and Sean Clifford for three years before transferring to Kentucky. He led the Wildcats to a 10-3 season his first year as a starter but regressed as a senior.

Still, Levis arrived at the NFL Scouting Combine in February a projected top-10 pick. Along with quarterbacks Bryce Young, C.J.

Stroud and Anthony Richardson, Levis was in the conversation to go first overall.

Former Titans quarterback Matt Hasselbeck was one of Levis' league-assigned mentors at the combine and was instantly impressed.

"They said, 'What does Will Levis look like,' and I said 'He looks like a create-a-player on Madden,'" Hasselbeck said. "He's got everything you'd be looking for physically."

But Levis' self-described cannon arm wasn't what stuck with Hasselbeck. The subtle and not-so-subtle quirks of Levis' personality impressed the retired 18-year NFL veteran. Like the way Levis was always the guy who broke down the huddle before and after drills. And how Levis was vocally and emphatically cheering on receivers he'd just met doing their bench presses as if he was, as Hasselbeck puts it, "a tag-team partner at WWE WrestleMania."

The morning of the quarterback and receiver workouts, the NFL tweaked what brand of shoes players were allowed to wear because of a partnership with apparel brand NOBULL. Hours before the biggest workouts of their lives, players were told they couldn't wear the cleats they'd brought.

"Guys freaked out," Hasselbeck remembered. "A lot of guys really freaked out. Will, he didn't even blink. He was like 'Alright, no problem.' He was kind of like 'Can I just put tape on it? Let's find solutions. Let's not gripe.' That was probably the first time I noticed him other than his physical stature."

The joker becomes the butt of the joke

Food-based material isn't the only way Levis knows how to provoke a laugh.

"He does a great Borat imitation. He'll probably kill me for saying that," said Andy Guyon, Levis'

coach at Xavier. "That would always make us laugh."

"Me and him actually quote a lot of different comedy movies together," MacGillis added. "Like 'Step Brothers' all the time. Borat I think is honestly his favorite. But he knows a lot of funny movies."

Levis was 7 when Borat hit theaters. He wasn't exactly doing timely material in high school.

But it's obvious something Levis did in high school resonated with his peers, because he wasn't the only one who weathered four hours of NFL draft coverage on what was supposed to be a celebratory night.

MacGillis and some of Levis' teammates watched at a nearby house. Guyon hosted a draft party at Xavier that began with around 150 people in the building. Instead of showcasing celebrations, a local news station ran footage of Guyon sitting by himself, dejectedly watching the draft on his phone.

"If you looked at NFL Memes on Twitter and stuff they were getting him pretty good," Guyon said. "It hurt a little bit. I definitely felt for the family. But they're strong people. They're good people. That which doesn't kill you makes you stronger."

Why Will Levis?

The Titans were cagey on draft night about why they drafted Levis. Coach Mike Vrabel and general manager Ran Carthon labeled Levis the Titans' third-string quarterback behind Ryan Tannehill and Malik Willis. When asked who Levis reminds him of, Carthon said the only player he wants to compare Levis to is Levis.

Discussions about Levis' talent and projectability divide football experts. Some point to Levis' impressive stature, bountiful physical tools and experience in pro-style offenses as a reason why he should've been a top-five pick. Others saw Levis as a Day 2 prospect because his Kentucky tape

leaves much to be desired. He's been erratic, inconsistent and turnover-prone, and his play was significantly worse against Power Five competition than it was against softer opponents.

One of the common criticisms hurled Levis' way is he played a lot worse in 2022 than in 2021. The numbers don't exactly bear that out (he averaged more yards per attempt and had a better passer efficiency rating as a senior while his completion percentage, touchdown percentage and interception percentage all essentially stayed the same), but something was different.

His Pro Football Focus grade dipped from 90.6 to 68.6. His passer rating on throws targeted 20 yards downfield or longer fell by nearly 12 points. Adjusting for sacks, he went from averaging 5.98 yards per carry with nine rushing touchdowns to averaging 4.24 yards per carry with two rushing touchdowns while battling a toe injury.

Everyone from Levis to Vrabel to Hasselbeck tells the same story on why Levis regressed. A new offensive coordinator changed the playbook to an offense less suited for Levis' strengths, particularly one that de-emphasized play-action passes, and two of the Wildcats' starting offensive lineman and Levis' favorite receiver turned pro.

"It's kind of tough for all 11 guys to be on that same page," former Kentucky cornerback Keidron Smith said. "Not everybody's maturity level is at the same point and not everybody's able to comprehend the playbook at the same time. It's difficulties when it comes to playing offense, having a new offense and having the expectations of doing well and the season that we had. It was a lot of built-up things that people had on their shoulders."

Smith said Levis wore the pressure well. Levis battled through injuries when he could've packed up and prepared for the draft. He describes Levis as the kind of person who leads without needing a push.

"For him, it comes easy," Smith said. "Him being comfortable up there and speaking in front of a whole bunch of guys and reaching them, that's one thing. And he knows how to speak to people. He's not going to cuss anybody out or anything. He finds a way to reach his players and his teammates and the coaches really like that about him."

Levis and the Titans: A perfect match?

The Titans called Levis to tell him they were picking him as he was walking through the door into his family home in Connecticut. He left Kansas City after his long wait on Day 1, but travel holdups meant the family barely made it home to hear his name called.

Levis couldn't control his tears when Carthon, Vrabel and Titans controlling owner Amy Adams Strunk called with the news.

The next night, Levis' loved ones gathered for a proper party. Friends, family, coaches and teammates celebrated Levis, and he responded with a speech thanking everyone for standing by him.

"His underlying message was his journey wasn't easy," MacGillis said. "A lot of weird stuff happened. So obviously why would the draft be any easier? But he ended up exactly where he knew he needed to be."

Being an NFL quarterback means weaponizing adversity into triumph. Hasselbeck was a sixth-round pick who worked his way up from a practice squad to starting in a Super Bowl. Tom Brady, Levis' childhood hero, also was a sixth-round pick. NFL MVPs Aaron Rodgers and Lamar Jackson had to withstand similar long waits backstage at the draft before hearing their names called.

Hasselbeck brings up another example of a quarterback he feels is analogous to Levis: Donovan McNabb, the Philadelphia Eagles'

all-time leader in passing yards, touchdowns and wins, who was booed relentlessly by Eagles fans on draft night.

“The reaction Eagles fans had when he got drafted, they didn’t trust Andy Reid,” Hasselbeck said. “Sorry, I think they were wrong. In this case, if anyone’s not trusting Ran Carthon and Mike Vrabel, you probably know how I feel.”

###

TITANS AGREE TO TERMS WITH QB WILL LEVIS

***BY JIM WYATT
TENNESSEETITANS.COM
JULY 22, 2023***

NASHVILLE – The Titans have agreed to terms with quarterback Will Levis on his rookie deal.

All of the team's 2023 draft picks are now under contract.

The Titans traded up to get Levis in the second round of the NFL Draft, with the 33rd overall selection.

Levis (6-4, 229) played in 24 games over two seasons at Kentucky, starting all 24 games. In 2022, Levis threw for 2,406 yards and 19 touchdowns, with 10 interceptions, as the Wildcats finished 7-4.

Levis threw for 2,827 yards and 24 touchdowns in 2021 for Kentucky, with 13 interceptions, as the Wildcats finished 10-3.

In four college seasons, Levis threw for 5,877 yards and 46 touchdowns, with 25 interceptions. Levis began his collegiate career at Penn State, and he played in 15 games in two seasons at the school.

With the Titans, Levis worked with the team in offseason workouts along with fellow quarterbacks Ryan Tannehill and Malik Willis.

The Titans kick off training camp with a practice on July 26.

###

ALIZE MACK NEEDED THE XFL TO MAKE IT BACK TO THE NFL. CAN HE MAKE TENNESSEE TITANS NEXT?

**BY NICK SUSS
NASHVILLE TENNESSEAN
AUGUST 10, 2023**

Forget football. NFL great Hines Ward wants Alize Mack to be the kind of person who's pleasant on elevators.

Elevator etiquette isn't usually the best way to play your way on to an NFL roster. But Ward knows it's the next step in Mack's five-year journey to make a pro squad.

"In football all we do each and every day is communicate," Ward told *The Tennessean*. "The head coach calls the play in to the quarterback or the defense. When you're on the field you've got to communicate with your teammates to try to achieve one goal. But also working on your communication skills is doing the little things off the field, too. I said when you get in the elevator, communicate with people in the elevator. Don't just walk in and look up at the number. Communicate. Say 'Good morning. Hey. I love your shoes.' "

Mack is one of seven tight ends competing for a Tennessee Titans roster spot. At times, he's looked like a big, athletic, lock for a job. At others he's fallen into old patterns missing time with injuries that hamper his progress.

But the one thing Mack has that none of the Titans' other tight ends do is extremely recent tape. Mack signed with the Titans in May after playing for Ward last spring in the newly-reestablished XFL, where he caught 28 passes for 238 yards, and the Titans' attention.

"I think when he has a comfort level I see a player that can play fast, has a good skill set and good size," Titans coach Mike Vrabel said of Mack. "We're just making sure now we're able to stay on top of him. So

he can play that fullback role. Play on the line of scrimmage. Play off the ball. The more that he can stay on top of some of that stuff and play fast, that's going to help him."

Mack's journey, and his latest chance

From 2019-22, Mack had brief stints with the Saints, Steelers, Chiefs, Lions and Packers but never lasted longer than a few months and never made it past the practice squad. So Mack turned to the XFL.

"When I was in the XFL I just tried to do my job to the best of my ability," Mack said. "Obviously the goal is to get back to the NFL. It was a great opportunity to be able to get 10 games on film and play against some great competition and thankfully it gave me another opportunity."

Ward, the Steeler's all-time leading receiver, raves about Mack's ability. He says he's an ace at creating separation as a route runner. He calls Mack a "pluck" with great hands. He's impressed by Mack's eagerness to play special teams.

But more than that, he's complimentary of Mack's habits. At the beginning of Mack's tenure in San Antonio, he was shy around Ward, barely saying any more than "Yes sir" or "No sir" on the practice field. But as time went on, Mack loosened up and Ward saw the player blossom.

"My motto has always been, 'You can't have NFL dreams with playground habits,'" Ward said. "That hit home with him because the approach to the game, the approach to the details of understanding concepts. He was always a big proponent of asking why. I love players that ask why a lot because they want to know. The better they know what you want, the more chances they're going to have success at what they have to do."

Three weeks into training camp, Mack is showing how those traits manifest themselves. He's taken reps with the first-team offense. He

caught a touchdown from second-string quarterback Malik Willis on a deep crossing route. He's played in-line tight end and he's split out wide and he's lined up in the backfield as an H-back and he's played special teams.

But he's also missed every practice since Aug. 4 when he limped off the field, making it tougher for the Titans to evaluate him heading into their first preseason game on Saturday. While he's been hurt, tight ends like rookie Josh Whyle, free agent signee Trevon Wesco and veteran Kevin Rader have been able to take more reps.

The pipeline goes two ways

Mack showed off one of his most distinct habits after practice before his injury. He walked over to the Jugs machine where players practice catching passes, turned around, laid on his back and started catching balls from the ground with his legs hiked up in the air.

Five years into his NFL journey, Mack is doing what it takes to stick. Titans tight ends coach Tony Dews mentioned Mack's NFL experience as a reason why he stands out, but also said the catches he made in the XFL served as a proof-of-concept that he can play. Dews is another guy who says Mack "takes advantage of the opportunities he gets."

But now more than ever, there's a long list of players waiting to take advantage of those opportunities. The XFL and USFL are feeding grounds for the NFL and they know it. Ward said it's his goal for 20% of his roster to leave for NFL opportunities every summer. And when they leave, he never wants them to have to come back not having gotten their chance in the NFL.

Players are going to come back, though. The DC Defenders of the XFL sent a scout to Titans practice on Aug. 1. When NFL cut day comes on Aug. 29, XFL and USFL teams are going to scour the players available to try to build their rosters

and find the next round of guys like Mack.

"Right now we're setting up our draft boards," Ward said. "We're looking at the bottom half of every roster just to see who gets cut."

###

**TO UNDERSTAND ROGER
MCCREARY'S PATH TO
TENNESSEE TITANS,
START WITH THE STERN
WORDS OF A COACH**

**BY BEN ARTHUR
THE TENNESSEAN
JUNE 12, 2022**

In 2017, at a Williamson High School football practice in Mobile, Alabama, Antonio Coleman chewed out Roger McCreary.

The defensive coordinator, Coleman felt his star senior was going through the motions. McCreary's activity level looked lackadaisical, so Coleman reminded him that next for him was Power Five football, where lagging could cost his team a touchdown. Lagging in the NFL could cost him his job.

"Do it right all the time!" Coleman told McCreary. "Do it right every time!"

McCreary didn't talk back or pout.

He cried.

"Coach, I apologize," he said through tears. "I get exactly what you're saying."

As Coleman tells it now, "That really let me know that the game of football and what I was saying to him really meant something to him."

Nearly five years later, McCreary is beginning his NFL career with the Tennessee Titans. A second-round draft pick, he'll compete for starting snaps at cornerback and nickelback during his rookie season.

In the offseason program, McCreary already is impressing his new coaches with his mindset.

"He wants to have the right answers all the time and that's unrealistic as a rookie," defensive coordinator Shane Bowen said.

It's an approach molded by his upbringing.

'We often said he had ice water in his veins'

Felicia James, McCreary's mother, ingrained a routine in her son from the time he was a toddler.

She had delivered him before starting 10th grade. By 2 years old, he accompanied her to her high school basketball practices and games, and they always went outside. A single mother, she taught him how to catch a football and baseball. How to dribble and shoot a basketball. He played soccer, too.

James shuttled him between practices and the park as he grew older. If work kept her from taking him to the next sport or activity, she had somebody waiting to do it for her.

Keeping McCreary busy and his mind focused was a priority for James. Free time increased his chances of drifting into the streets of their Mobile neighborhood, where shootings and stabbings were commonplace. The bad influences landed a nephew who grew up with McCreary in jail.

So she automated her son's schedule. If he wasn't at school or playing sports, he was at home getting ready for bed or waking up getting ready for the day.

"Just trying to keep his head going right instead of going left," James said.

Tennessee Titans cornerback Roger McCreary tracks down wide receiver Kyle Phillips (18) during practice at Saint Thomas Sports Park Tuesday, May 24, 2022, in Nashville, Tenn.

James played football growing up. She was a nose tackle and linebacker, playing on organized teams in Mobile with boys. She built a reputation as hard hitter, according to Coleman.

A strict disciplinarian, a vocal James could speak with authority on football, where her son starred at

multiple positions in all three phases for Williamson.

"She was one of those parents who'd cuss me out if I didn't do (well) in the game. She would cuss the coach out," McCreary said. "That's the kind of strong, tough love she would always give."

It fueled his drive.

Since high school, he's made off days work days. At Williamson, McCreary called Coleman to open the weight room on Saturdays and Sundays. On Mondays at Auburn, McCreary came to the football offices eager to find a competitive advantage against the elite receivers the Tigers faced weekly in the SEC.

McCreary could take a piece of information once and be able to absorb and apply it, Auburn defensive backs coach Zac Etheridge said. If there's something he's unsure about, he'll ask about it, preferring to pull the coach off to the side for a one-on-one conversation.

"He understands formations and splits and alignment on the field and what that tells him is coming," said Miami defensive coordinator Kevin Steele, McCreary's defensive coordinator at Auburn from 2018-20. "He's not just out there covering routes and guarding people. He's a smart guy that studies the game, that understands concepts and what people are trying to do to him."

Despite his smaller frame — the Titans list him at 5-foot-11 and 190 pounds — McCreary excelled as an outside cornerback at Auburn, where he led the SEC and tied for seventh in the FBS in passes defended last season. His former coaches point to his strength being a key part of his success in single coverage.

Coleman recalled McCreary benching 355 pounds when he weighed around 170 pounds in high school.

"I wasn't benching that much and I was a defensive lineman," said Coleman, who played two NFL

seasons after a career of his own at Auburn. “So you could tell there was something special about him.”

McCreary’s demeanor is unwavering on the field, according to his former coaches. He stays emotionally neutral after good or bad plays.

“We often said he had ice water in his veins,” Steele said. “Nothing bothered him.”

‘I always tell him to stay in the moment’

At the end of every season, on the Friday night before the final game, Etheridge honors his senior defensive backs departing the program. They go bowling. Expectations for the final game are discussed.

For the 2021 rendition, at the team hotel, McCreary got up to speak. The clarity and delivery of his message about the next day’s Iron Bowl against Alabama flooded Etheridge. It fired up the entire room, he said. McCreary had never talked like that before.

He proceeded to have perhaps the best game of his career in the quadruple overtime thriller, a loss for Auburn. McCreary posted four of the Tigers’ seven pass breakups. He locked up future first-rounder Jameson Williams and second-rounder John Metchie III.

The performance cemented his status as a top cornerback in the 2022 draft.

“Everything that (we had) worked on since the time I got (to Auburn) to one of the biggest games of his career and facing those top receivers, he was just in a different mode and you could just tell that it paid off in that game,” Etheridge said.

It meant Coleman’s message four years prior – when he ripped into McCreary at practice – had paid off.

He took nothing for granted before and during the game of his life.

“Our relationship will always be great because it’s about Roger succeeding at whatever he wants to do at the highest level and enjoying life and working hard because he earned every moment that he’s having right now,” Coleman said.

“I always tell him to stay in the moment.”

###

**TENNESSEE TITANS'
ROGER MCCREARY
WILLING TO SACRIFICE
BAKED BEANS TO
IMPROVE**

**BY MARK INABINETT
AL.COM
MAY 5, 2023**

During his rookie season, Tennessee Titans cornerback Roger McCreary played more defensive snaps than any player in the NFL. Despite his ironman status, the former Auburn All-American wants to go into the 2023 campaign even better prepared physically for the rigors of an NFL season.

“You can’t get much faster than what you are now, really,” McCreary said on Wednesday, “so really I was just focusing more on my body – being more professional, being more healthy, and all that stuff because the season is long and I learned that guys are just going down, so I feel like that’s what I need to focus on, just being more healthy and just trying to focus more on my body.”

How serious is McCreary about his preparation? A player whose scouting report said “likes cereal and bologna sandwiches and baked beans” made changes to his diet.

“I’ll admit diet, I still need to work on that,” McCreary said. “That’s something I still need to work on. I’m getting better. ...

“I’ve been trying. I’ve been doing good. I haven’t had baked beans in a while.”

While at Auburn, McCreary ate a bowl of baked beans topped with sugar for his Friday night meal before games.

McCreary is hoping the changes lead to improved performance on the field.

Among the NFL’s cornerbacks in 2022, McCreary ranked fifth in total tackles and second in solo tackles. But only one defensive player was

thrown at more by opposing quarterbacks, and he gave up six touchdowns in coverage last season as he spent much of 2022 as the nickel or slot corner for the Titans.

“I spent a lot on just watching over the last games – the bad plays, the good plays,” McCreary said. “First starting out with the bad plays. I pay attention mostly to that. Playing that slot, that was something different for me, so I feel like that was something I needed to focus on and look to see what I need to improve on the most, and I noticed what I needed to work on in the offseason. ...

“I feel like I wasn’t at the top of my game at the nickel, so I feel like it would be great just to get back from Day 1 to how they want me to play the nickel, literally everything from off to press to knowing the plays to better reaction to knowing how the game speed goes and everything, so I felt it was just great seeing myself on tape.”

The Titans have started their offseason program after posting a 7-10 record in 2022. Seven consecutive losses to close the season ended a three-year playoff streak for Tennessee that included the AFC South title the previous two seasons.

McCreary is experiencing his first full NFL offseason.

“It’s been great just to have that little down time just to get your body back right after a long season, after the rookie season and everything,” the former Williamson High School star said. “It was all great, and coming back here, meeting the new people that have come on the team, new coaches and stuff, it’s just great, again, how we’ve started to find a foundation here, and I feel like the stuff we got going on now in the offseason is going to be great. ...

“Last year, I did a lot. I feel like I did a lot. Now I feel like I know a lot. I feel like I know what’s coming at me now, so just coming out there, going over the plays, I just feel

confident, I just feel comfortable that I know what I’m doing. I did it before.”

###

**5 THINGS TO KNOW
ABOUT TENNESSEE
TITANS RECEIVER RACEY
MCMATH, INCLUDING
HOW HE GOT HIS NAME**

***BY WILL BACKUS
THE TENNESSEAN
MAY 1, 2021***

Here are five things to know about LSU wide receiver Racey McMath, the Tennessee Titans' first sixth-round pick in the 2021 NFL Draft on Saturday.

How he got his name

McMath has one of the most interesting names in the draft.

He received his first name from his mother, who said it felt like he was "racing in my stomach" prior to his birth.

Racey turned out to be an appropriate name for the future speedy wide receiver.

Injury struggles

It's become somewhat of a theme for Tennessee's draft selections to have dealt with injuries at some point in their career.

McMath is no exception. After three years as a reserve, he finally took over a starting position for the Tigers in 2020, playing in six games before suffering a hamstring injury that kept him out for the rest of the season.

He tallied 33 receptions for 195 yards and one touchdown prior to the injury. McMath was able to participate in the 2021 Senior Bowl, a promising sign for his health.

Special teams

The Titans already drafted one special teams standout in defensive back Elijah Molden, so why not another?

Though McMath didn't make much of an impact as a receiver prior to his senior season, he was a core special

teams performer for the Tigers. He was one of the team's aces, using his speed to track down punt returners.

About upside

McMath is one of the most physically enticing receivers taken in the last few rounds.

He has an upper echelon frame, standing at 6-foot-2, 211 pounds. His 35-inch wingspan gives him a good catch radius.

But most importantly, McMath was timed in 4.39 seconds in the 40-yard dash at LSU's pro day, making him one of the fastest players in the draft, regardless of position.

Needs route running work

The one thing McMath needs is to work on the fundamentals at the wide receiver position.

His speed is good for deep routes, but he's lacking on anything that requires complexity. He'll need to get adjusted to the physicality that he'll face with NFL defensive backs, as well.

###

WHAT'S IN A NAME? ALL YOU NEED TO KNOW ABOUT RACEY MCMATH

BY MICHAEL HOGAN
SI.COM
MAY 4, 2021

Racey McMath. What a name.

But it's not just some random moniker. It is one that has meaning and significance.

When his mother was pregnant with him, she decided that would be his name because he consistently moved around.

"It felt like he was just racing in my stomach, so we said, 'Ok, that's going to be his name – let's call him Racey,'" his mother told LSU, where McMath played three collegiate seasons.

A sixth-round pick, McMath is one of two wide receivers the Tennessee Titans selected in the 2021 NFL Draft. And while how he got his name is probably the one thing everyone wondered upon his selection on Saturday, the 6-foot-3, 224-pounder is an interesting prospect for the Titans for many reasons.

Here are five things to know about one of the Titans' newest wide receivers:

He played with some of the best young wide receivers in the NFL. At LSU, McMath did not produce massive numbers on offense. He caught only 33 passes for 522 yards and four touchdowns in three seasons.

A lot of that had to do with the fact that he sat behind Minnesota Vikings star receiver Justin Jefferson, Cincinnati Bengals rookie Ja'Marr Chase and Carolina Panthers rookie Terrace Marshall Jr. Jefferson and Chase were first-round picks in 2020 and 2021, respectively, and Marshall was a second-round pick this year.

"To be honest, those guys, they are just great players," McMath said. "There were just kind of ahead of me and I learned from those guys and we always competed at the end of the day. I can't say that I didn't work hard or anything like that and that I didn't know what I was doing. But it was just something that happened. I know that everything happens for a reason and just waiting for the next step."

He shares a close relationship with Titans cornerback Kristian Fulton. Funny enough, McMath and Fulton, who the Titans selected in the second round of last year's draft, were college roommates. By now, Fulton has presumably welcomed his friend to Nashville.

"I'm pretty sure after things settle down I'm going to call and talk it up with him," McMath said shortly after he was picked. "That was my roommate at LSU, so we are closer than close."

McMath is a capable special teams contributor. While the Titans would like to see McMath develop as a receiver, he first will need to make an impact on special teams to make the roster and see action on game day.

Coach Mike Vrabel said the one thing that stood out about McMath in the pre-draft process was the high degree of "speed and violence" with which he plays.

"I feel like it is how I use my speed. I have the size," McMath said. "I play with a physical edge to the game, but I know my speed is a big thing in my getting up and down the field and making those plays."

He developed as a special teams contributor at LSU under Greg McMahon, who has been coaching that unit for more than a decade for numerous collegiate programs and the New Orleans Saints (2008-2016).

"Coach McMahon gave me the opportunity. He stayed on me. I always asked him questions and he always just gave me pointers on

being a great special teamer because he saw the potential I had, and he always pushed me," he said. "He was the hardest on me at practice because he saw the potential. If I made a mistake, he would let me have it. I just know that was him wanting the best out of me because he saw the potential I had."

He's a champion. McMath helped lead his high school, Edna Karr, to a Louisiana state championship in 2016. As a sophomore at LSU in 2019, he contributed to a Tigers team that did not lose a game en route to dominating Clemson in the 2019 National Championship game.

A big-name connection. McMath had four touchdown receptions for LSU. He caught two of them from Heisman Trophy winner and 2020 No. 1 overall pick Joe Burrow, who now plays for the Bengals.

###

TITANS ROOKIE ELIJAH MOLDEN'S GOAL? PROVE HIS NFL VETERAN DAD'S HARD WORK PAID OFF

TURRON DAVENPORT
ESPN
JUNE 20, 2021

NASHVILLE, Tenn. -- Elijah Molden was still in high school when then-University of Washington defensive coordinator Jimmy Lake started teaching him the Huskies' scheme. Lake received a call from Molden's mother, Christin, saying the young defensive back had sketched out pictures of the defense he had learned and covered his bedroom wall with them like posters.

"This guy means business," Lake thought to himself.

That's the impression Elijah, who was taken by the Tennessee Titans in the third round of the 2021 NFL draft, often leaves on those when talking about football. After all, playing cornerback is the family business. His father, Alex, was selected by the New Orleans Saints with the 11th pick in the 1996 draft and went on to play eight seasons with the San Diego Chargers and Detroit Lions.

"It wasn't like, 'You're going to get to the NFL or else.' But it was kind of just assumed that I would get here," Elijah said.

Elijah's path to the NFL was created in part by a great understanding of football passed along from his dad, who spent countless hours breaking down film and coaching his son from a young age.

Growing up Molden

Elijah is the second oldest of Alex and Christin's eight children. Each of them was given a development plan. It started with gymnastics to learn balance. Then they transitioned to soccer to work on foot quickness and changing speeds.

After that, the Molden kids were allowed to play whatever they wanted -- not just football.

"Just because Daddy played doesn't mean you have to," Alex told his children. "But if you do, I got the playbook."

Elijah's love for football was sparked early when he was able to go into the Chargers' locker room with his dad. He got to hang out with greats such as running back LaDainian Tomlinson, linebacker Junior Seau and safety Rodney Harrison.

Watching his father run out of the tunnel before games to blaring hype music made Elijah want to follow in Alex's footsteps.

"There wasn't a day where I woke up and didn't want to be a football player," Elijah said.

He started asking detailed questions about football in the fourth grade. Alex wasn't surprised because he could see Elijah's passion and competitive spirit growing.

The next year, Alex and Christin allowed Elijah to play tackle football a year earlier than they had planned because Elijah needed that physical aspect of the game. His speed and strength stood out.

"I would get giddy," Alex said. "[Elijah] was using stiff-arms, blowing kids up. He was having so much fun. When he put on the pads, it was just like me when I played. It gave him so much freedom."

Breaking down film with Dad

Elijah initially wanted to play running back because he loved Adrian Peterson. But Alex encouraged him to play defensive back once he got to the eighth grade, knowing he could begin to share his knowledge and experience.

"I had to approach him," Elijah said of Alex. "He'd never just show me. He was hands-off until I showed him I wanted to know."

Alex wanted his son to think like an eight-year NFL veteran rather than an eighth-grader. Unlike typical fans, the two didn't take in a football game in a few hours. Watching games turned into a four- or five-hour session.

"I would pause it after a big play and ask him if he knew why it happened," Alex said of their film study. "I'd explain to him what the DB's read was. You have to learn the reads and the keys. I would break things down like route patterns.

"When [opposing offenses] get to the 50-yard line, what are you thinking? I'm telling him, 'They're going to take their shot.' When you get 3-on-1, what are you thinking depending on what receiver is on the field side? They're trying to isolate. That really helped with football IQ, having him watch film and break down what the receiver or offensive coordinator was thinking. It's all about tendencies."

This is where the foundation of Elijah's football knowledge was built, which impressed the Titans in pre-draft interviews.

"I think he's been raised well. He was just really intelligent," GM Jon Robinson said after the Titans selected Elijah in the draft. "He knew about our football team. He had prepared for the interview by watching our football team. He spoke highly of how we played and the effort and the finish with which we play."

How Elijah ended up in Lake's hands

Alex got to coach Elijah as his position coach at West Linn High School in Oregon. One of his proudest memories came when Elijah was only 14 and locked down an opposing team's wide receiver who had been offered a scholarship to Arizona. When Elijah was a freshman, he got his own scholarship offer from Oregon, his father's alma mater, after attending one of the school's football camps.

Other offers followed.

When he was a junior, Elijah was offered a chance to visit the University of Washington and watch spring ball on an unofficial visit. Alex didn't think the long drive to the Seattle area was worth it -- especially since the school was a Pac-12 rival of Oregon's. So Elijah and his mother took the three-hour drive without him.

They were blown away by the campus and the program, so they arranged another visit, with Alex this time. Everything changed for Alex after he met Lake. Suddenly, the idea of turning over the keys to Elijah's success to his alma mater's rival wasn't such a bad idea.

"[Lake] broke down film, and the attention to detail was on another level," Alex said. "Also, the success he had with defensive backs made me realize this was the perfect breeding ground. He coached in the NFL. That set off bells with me. Yeah, I would have loved for [Elijah] to be a Duck, but it was a perfect scenario for him to go there."

Lake, who coached defensive backs in the NFL for the Tampa Bay Buccaneers (2006-07, 2010-11) and Detroit (2008), sold them on Washington's track record with defensive backs, such as NFL first-rounders Kevin King and Desmond Trufant.

"There was already proof in how we developed those guys, how they moved on and were successful in the NFL," Lake said. "Alex knew a lot of the guys that I had coached in the NFL and those guys being All-Pros, one of which was a future Hall of Famer in Ronde Barber, so he respected the process."

Lake, who's now the head coach at Washington, said Elijah was one of his favorite recruits to watch on film. He loved Elijah's physical ability and leadership, noting how the team would "sway with however Elijah was playing."

Elijah's inquisitive side came out as well. He asked detailed questions

about the Huskies' techniques and scheme. Lake was impressed that Elijah wanted to know what everyone around him was doing in addition to what his own duties were.

"He prides himself on learning every detail of the defense," Lake said. "You could see that he was a football junkie. When you got him on the phone, you could tell that he had a passion for playing."

Another Molden's NFL journey begins

Elijah developed into a top NFL prospect, finishing with 153 tackles (seven for a loss), five interceptions, 19 passes defended and four forced fumbles in 36 games at Washington.

"With what I taught him and what Coach Lake taught him at UW, he was seeing things at a totally different rate of speed," Alex said.

NFL scouts saw Elijah as one of the best nickel defenders in the 2021 draft class.

ESPN NFL analyst Louis Riddick jokingly referred to Elijah as the "Jedi of the slot" because of how well he played the nickel position.

"It's Luke Skywalker-type stuff. He can see all of these things, but there's never any panic," Riddick said. "There's a lot of chaos around him, but he's in control. That to me signifies a guy who's really dialed in to the game at another level. He comes from great bloodlines, and that stuff transfers. He'll quickly adapt to the pro game."

Making it to the NFL was always Elijah's goal, but the rookie said he isn't satisfied. For him, it's time to make sure all of the hard work his father poured into him pays off.

Elijah's message to his dad for Father's Day shows how much all of the lessons mean to him.

"Thank you for letting me live out my dreams and always giving me advice, keeping things in perspective," Elijah said. "When I

step on the field, I can do what I do because of you, and when I'm off the field too. I appreciate that, and I love you!"

###

**HEADING INTO YEAR
THREE, VERSATILE
TITANS DB ELIJAH
MOLDEN READY TO DO
MORE**

**BY JIM WYATT
TENNESSEETITANS.COM
JUNE 22, 2023**

NASHVILLE – Elijah Molden first walked in the doors at Ascension Saint Thomas Sports Park in 2021 as a third-round draft pick of the team.

In a snap, the Titans defensive back is already in year three, and he can hardly believe it.

"It doesn't feel it," said Molden, shaking his head.

With the experience, Molden has a better understanding of what to expect heading into the 2023 season.

But he's hardly comfortable, and he doesn't want to be.

"There is (a comfort level), but at the same time I am trying to elevate my game," Molden said. "I don't ever really want to come in and be lackadaisical or too comfortable. So, what that means to me is learning a new position and testing the limits every day."

The versatile Molden has worked at a number of spots during his first few years with the team on defense and on special teams, and when he's played, he's performed well.

Unfortunately, Molden has also dealt with injuries, including a persistent groin injury that nearly sidelined him for all of the 2022 season. A year ago, Molden played in just two games, with one start, playing in 16 games, with seven starts, in his rookie season in 2021.

Molden said he's feeling better physically, but he admitted it's been tough mentally with the adversity, and setbacks.

"It's been really tough," said Molden, who tallied 60 tackles and an interception as a rookie. "It's hard to explain. I feel like my family and a couple of other people really know what was going in and the deal behind everything. I just want to put it behind me, really. I am feeling a lot better now and I am definitely on the up-and-coming, and the Titans have been really helpful in the transition from rehab to action and now back on the field practicing."

This offseason, Molden has worked some at safety.

It's something Molden's coaches spoke to him about at the end of last season, and head coach Mike Vrabel discussed it with reporters during OTAs.

"We've actually played him in the back part of the field a little bit," Vrabel said of Molden. "I think that will be good for him. It will help him expand that role and expand his versatility. So, he can easily come down and play nickel. He was our [punt protector] on the punt team (in OTAs). So those are three valuable roles for a young defensive player. We need every player we can get out there healthy and being able to use that versatility.

"We talked about it in the offseason and just where we may need some depth," Vrabel continued when discussing giving Molden some experience at safety. "It's more or less to try and give guys another role outside of just a nickel, or maybe we're in a game and we're playing a lot of defense and you need a safety. So instead of having him always just being a corner conversation, [we] figured it would translate from the nickel back to safety."

Molden said he's willing to do whatever is asked of him.

Molden ended the offseason work on a high note, making an interception on the final day of OTAs.

"In this league," Molden said, "it's like the more versatile you are, the

more you're able to help out and be able to play anywhere."

The countdown to year three is ticking.

"I'm just really happy to be out here and have some fun again," Molden said. "Starting to feel healthy and all those things ... I'm starting to come back and feel like myself again."

###

VETERAN WR CHRIS MOORE READY TO DO HIS PART – IN NO. 11 – WITH THE TITANS

**BY JIM WYATT
TENNESSEETITANS.COM
MAY 24, 2023**

NASHVILLE – Chris Moore had a lot on his mind when he signed with the Titans last month.

The veteran receiver was on a new team, with new coaches and teammates around him.

It was time to learn a new playbook, and city.

Picking a jersey number wasn't something he'd thought a lot about.

So, he picked No.11 after previously wearing No.15 with the Texans.

"I'm not going to lie – at first, I didn't even think about that," Moore said with a smile. "Nick Westbrook-Ikhine had No.15, and I (thought), 'I need another number' and 11 looked smooth on me. So, I was like, that's what I am going to pick.

"And then I realized after, what I did..."

What Moore did, of course, was pick the number that was once worn in Tennessee by A.J. Brown, a fan favorite who was traded from the Titans to the Eagles during the 2022 NFL Draft. Others have also worn the number, of course, but Brown has worn in better than anyone with the Titans.

"I still like it," a smiling Moore said. "It is what it is."

Moore wasn't signed to take Brown's place, and he wasn't signed to replace veteran Robert Woods either. In the offseason, Woods was waived – and he's since signed with the Texans, Moore's old club.

Chris Moore knows his role with the Titans is to do his part to help the

team win, and that's what he plans to do.

He's coming off the best season of his NFL career.

"I can do whatever they need me to do," Moore said. "First, I am a football player, and then I'm a receiver. Whatever they want me to do, I'm going to do it."

A fourth-round pick of the Baltimore Ravens in 2016, Moore spent the past two seasons with the Texans after spending his first five seasons in Baltimore.

In 2022, the 6-foot-1, 200-pound Moore hauled in 48 catches for 548 yards and two touchdowns while playing in 16 games, with seven starts.

In a Week 14 game at Dallas, Moore caught 10 passes for 124 yards. Moore also had a 100-yard game in 2021 against the Patriots, when he caught five passes for 109 yards, including a 67-yard touchdown pass from quarterback Davis Mills.

In six NFL seasons, Moore has 116 catches for 1,286 yards and eight touchdowns. Moore also has experience on special teams, including work as a kick returner. Moore has returned 46 kickoffs for a 23.5-yard average in his career.

Moore, who spent a year with new Titans OC Tim Kelly in Houston, said he feels comfortable in Tennessee and thinks he's found a good fit.

And, we're not just talking about his uniform.

"I just want my teammates to know that they can rely on me on the field," Moore said. "I'm going to be out there doing whatever they need me to do to help them win. It is always fun going into a new building, learning new faces. This is actually a very welcoming organization, people really get to know you, they are interested in who you are as a person. So, it has been a great time.

"At the end of the day personally, it is not really about the numbers, but it's about being with an organization that (wants) to win games. I just love the game of football and that's what I want to do."

###

DEANDRE HOPKINS IS NOT THE ONLY NEW SOURCE OF WISDOM FOR YOUNG TITANS' RECEIVERS

**BY PAUL KUHARSKY
PAULKUHARSKY.COM
AUGUST 6, 2023**

NASHVILLE, Tenn. – Young Titans' receivers will undoubtedly learn a lot watching and listening to DeAndre Hopkins, who ranks seventh all-time in yards per game with 77.9.

But they've also got a more relatable veteran resource who's new to the locker room, who's earned rave reviews from Mike Vrabel. Chris Moore came into the league as a fourth-round pick by Baltimore in 2016 and made his way as a special teamer who maxed out with 21 catches through his first six seasons.

Only in Year 7, last year with the Texans, did he post notable numbers on offense, with 48 catches for 548 yards to go with two scores. That receiving yardage would have led the anemic 2022 Titans offense.

Vrabel said Moore carries himself "very, very professionally."

"I haven't been doing this so long, but you always kind of look at guys on other teams or you coach against them, watch them," Vrabel said. "I would have loved to have him a few years ago. I'm glad that we got him now. Professional, knows a bunch of spots. He's always over there on special teams, he runs, doesn't appear to get tired, jumps in there every opportunity and just a real professional and somebody that I've enjoyed coaching and having around here."

Said seventh-rounder Colton Dowell: He's been a tremendous influence to me personally. (In his early years) he's been a special teams guy who helps out on offense and that's how I kind of see myself. His wisdom is invaluable cause he's been there and he's done that and he's stuck around in the league and

he's been a great mentor for all of us."

Perhaps the most distinct of the compliments that Vrabel gave Moore was about not getting tired.

I'd imagine that would be an expectation for most receivers. But set one free on a couple long routes in a row and he generally gets a play off. It seems Moore doesn't require such rest.

He ran a 4.53 at his scouting combine – not the 4.4 that is the mark that generally earns a guy a "fast receiver" label, though there have been plenty of wideouts around his number who have played fast and had good success.

He certainly regards himself as having good speed.

"I'm fast, I would say I run every play, I don't get tired, I'm running full speed every play," he said when I asked about strengths and weaknesses. "I'm strong, I'm big (6-foot-1, 200 pounds), I don't know too many weaknesses that I can tell you. I just continue to train every day.

"I love to run, that's one of my favorite things, I ran track growing up. I take great care of my body."

Said Ryan Tannehill: "Chris is the Energizer Bunny, he just keeps going all day."

During the time between OTAs and the start of training camp, he said his workouts included shuttle runs: 5 yards and back, 10 yards and back, 15 yards and back, as many as six at a time. However long that took, he'd never rest for longer than twice that time.

As he's grown up in the game he's become a far better eater. He used to drink a lot of Mountain Dew. Now he doesn't eat sugar and tries to eat clean. He relies on meals – Pasta Bolognese is a favorite – and hardly snacks.

Right now I'd guess that after Hopkins and Treyton Burks, Kyle

Philips will be the primary option in the slot, but Moore is in line as the fourth option and Nick Westbrook-Ikhine the fifth, though he's a lot like Moore.

Racey McMath and Reggie Roberson would be next in a fight for a sixth spot.

Like NWI, Moore is a devout special teamer. He's been working as a gunner on the punt coverage unit, a position of great value. That can chop into the value of a player like McMath.

"He's been a great influence," Westbrook-Ikhine said. "He's got a lot of speed, people have seen him make plays. He's a veteran who knows how to operate as a pro and I feel like it's been huge for a lot of the young guys and me, just watching him work, take care of his body and come out every day with energy and focus.

"He's always rolling, always running and he's fast. He's a good guy to try to compete with and stay up there with."

###

**TITANS ROOKIE EDGE
RUSHER CALEB MURPHY
WORKING TO MAKE A
NAME FOR HIMSELF IN
THE NFL**

**BY JIM WYATT
TENNESSEETITANS.COM
JUNE 26, 2023**

NASHVILLE – Caleb Murphy wasn't drafted, but the edge rusher arrived in the NFL after a decorated collegiate career which saw him post some pretty mind-boggling stats.

Murphy, who played at Ferris State, set the single-season sacks record for all NCAA divisions with 25.5 in 2022, one year after tallying 14.5 sacks at the school.

Murphy also led all divisions a year ago with 39 tackles for loss, which matched the all-time, single-season record at any NCAA level.

Yet with the Titans, where he signed as an undrafted free agent after the NFL Draft, Murphy is just another rookie trying to make a name for himself.

Case in point: After offseason practices, Murphy could oftentimes be seen carrying extra helmets and gear of his veteran teammates.

"You have to do rookie duties," Murphy said with a smile. "You have get them things they need in the meeting rooms, making sure we're on top of our jobs and they lead us the right way. Little things like that, carrying helmets, it's not a problem at all."

Murphy, who received interest from a number of teams leading up to the draft, said he's doing everything he can to stick out for teammates and coaches in Tennessee.

"I felt like Tennessee was a good spot for me – they work hard, and I think there's an opportunity for me here," Murphy said. "I have to do my part which is to work hard myself – Coach (Mike) Vrabel

prides himself in working hard, so that is what I am going to do.

"It is definitely different coming in as a rookie, and you have to stay in the books."

A 6-foot-3, 254-pounder, Murphy looks the part in practices.

He's also done his part to put in extra work, and his teammates are noticing.

"I love Caleb," veteran Arden Key said. "He's a young guy who is willing to learn. He is always asking questions, coming up to me or Harold (Landry). He is a guy who is seeking knowledge. He is doing what coaches ask of him, and he is taking what he learned off the field and putting it to use on the field."

Titans outside linebackers coach Ryan Crow said Murphy just needs to keep working.

"Like all rookies, the first thing is he has to learn what to do, and be able to do it at a high level, and execute at a high level," Crow said. "I think for Caleb, special teams is important as well – find a way to get on special teams and continue to earn more roles as we continue to develop.

"The thing I love about Caleb is he came from a place where they won two national championships, and regardless of the level that's an awesome thing to have is a winning background. I am excited that he is here, and I'm excited to see him grow."

Murphy said he's working daily to improve his technique so he can add to his craft, and ability.

Murphy, who transferred to Ferris State from Grand Valley State, was an All-America performer in college. Nearly half of Murphy's tackles last season were for negative yards as Ferris State dominated their opponents on the way to their second consecutive NCAA Division II championship.

Murphy said it's too early to even start thinking about what he needs to

do to stick on the team's active roster for the 2023 season.

Right now, he focused on one thing.

"For me, myself, I just have to work hard, and worry about myself, and do what I can to help the team," Murphy said. "I've been watching the veterans – Harold Landry, Arden Key, Rashad Weaver, Sam (Okuyinonu), too. Watching those guys work, I'm hoping that makes me better and helps me craft myself into what I need to be to be a Titan.

"I just have to push myself as hard as I can."

###

**SEAN MURPHY-BUNTING
EXCITED ABOUT HIS NEW
JOURNEY WITH THE
TITANS**

**BY JIM WYATT
TITANS ONLINE
MAY 17, 2023**

NASHVILLE – Sean Murphy-Bunting is preparing for his fifth NFL season.

He has a Super Bowl ring and 53 games of experience, not counting postseason play.

When the veteran cornerback joined the Titans earlier this offseason, however, he wanted to create a clean slate.

It started by picking a new number – No. 0.

"I wouldn't even say it was as important being No. 0," Murphy-Bunting said. "I think more so for me is just a new opportunity, to have a different journey. I've been through a lot throughout my years, and I've only been in the league for four full seasons.

"It was just a different journey for me, and a different opportunity. So, I just wanted a fresh start."

A second-round pick in the 2019 NFL Draft by Tampa Bay, Murphy-Bunting signed with the Titans back in March.

He's been working with his new teammates during the offseason program, practicing alongside a lot of younger teammates he's looking forward to mentoring while on the team.

Murphy-Bunting has plenty of moxie – he's started 36 of his 53 games in the NFL, all four years with the Buccaneers. He's been credited with 139 tackles, six interceptions, and 21 passes defended in his career, along with four forced fumbles.

He's also proven to be a gamer. In 2020, Murphy-Bunting became the

first player with an interception in each of his first three playoff games since Hall of Famer Ed Reed while playing a key role in Tampa Bay's run to winning a Super Bowl trophy.

He thinks his versatility made him attractive to the Titans.

"I'm an athlete," he said. "I feel like I can honestly play any position in the secondary. I know pretty much every position in the secondary, and that's pretty much how I've always been. ... I've never looked at football as just knowing one thing, because at the end of the game you can be put in different situations, different positions and it doesn't really matter how you look at it. And the end of the day you have to do your job, or whatever coach needs of you."

Murphy-Bunting (6-0, 195) played in 12 games in 2022, with five starts, and he intercepted a pair of passes while tallying 27 tackles, one tackle for a loss, seven passes defended and one forced fumble. He was one of eight Tampa Bay defenders to log at least 400 defensive snaps last season. He also played 120 snaps on special teams and made four kick-coverage stops.

His season was cut short in 2021 because of a dislocated elbow.

With the Titans, Murphy-Bunting said he's doing his best to fit in.

He likes the culture he's seen so far.

"I think it's more so being myself," he said. "I show up every day ready to work. If (teammates) have any questions for me, I am free to answer them. If there's anything they want to know from the past, what I have been through, how I have dealt with certain situations, I am always there to lend advice.

"I just want to build relationship with guys."

###

**TITANS AGREE TO TERMS
WITH VETERAN
OFFENSIVE LINEMAN
JUSTIN MURRAY**

***BY JIM WYATT
TENNESSEETITANS.COM
AUGUST 5, 2023***

NASHVILLE – The Titans have agreed to terms with veteran offensive lineman Justin Murray.

Murray is expected to provide competition at a right tackle position that's been thinned out of late.

A 6-foot-5, 315-pounder, Murray initially joined the Broncos as an undrafted free agent in 2016. In addition to the Broncos, Murray has also spent time with the Buccaneers, Saints, Bengals, Cardinals, Bills and Raiders. Murray was released by the Raiders on August 1 after spending the offseason with the team.

Murray spent his longest stretch with the Cardinals, from 2019-2021, when played in 30 games, with 20 starts.

Murray, who played in college at Cincinnati, has worked at guard and tackle in his career.

Earlier this week, the Titans released Jamarco Jones. Also, offensive lineman John Ojukwu left practice early on Friday with an injury.

Nicholas Petit-Frere, who started 16 of 17 games for the Titans in 2022 at right tackle, is facing a six-game suspension for violating the NFL's gambling policy.

The Titans signed veteran Chris Hubbard at the beginning of the week, and Jaelyn Duncan, Zack Johnson and Andrew Rucich are in the competition as well.

The Titans open the preseason next Saturday in Chicago against the Bears.

###

**TITANS AGREE TO TERMS
WITH VETERAN
LINEBACKER BEN
NIEMANN**

***BY JIM WYATT
TITANS ONLINE
APRIL 18, 2023***

NASHVILLE – The Titans have agreed to terms with veteran linebacker Ben Niemann.

Niemann, who played his first four seasons with the Kansas City Chiefs, spent last season with the Arizona Cardinals.

In five NFL seasons, Niemann has tallied 237 tackles, two sacks, three passes defended, six fumble recoveries and one forced fumble while playing in 79 games, with 21 starts.

Niemann, who played in college at Iowa, played in 62 games, with 12 starts, for the Chiefs from 2018-2021 after originally signing with Kansas City as an undrafted free agent.

Niemann (6-2, 235) won a Super Bowl ring with the Chiefs in 2019, when he played in 16 games.

Niemann, 27, played in 17 games last season for the Cardinals, when he made nine starts. He was credited with 70 stops in 2022.

Niemann played four seasons at Iowa, where he tallied 199 tackles, four sacks and two interceptions while starting the final 40 games of his collegiate career.

The Titans have now added eight free agents since free agency began last month.

###

TITANS ADD TE THOMAS ODUKOYA OF THE NETHERLANDS AS PART OF THE 2022 INTERNATIONAL PLAYER PATHWAY PROGRAM

**BY JIM WYATT
TENNESSEETITANS.COM
MAY 3, 2022**

NASHVILLE – The Titans have added tight end Thomas Odukoya to the team's roster as part of the 2022 International Player Pathway program.

Odukoya, who is from the Netherlands, is one of four players league-wide to join an NFL club through the program, which is part of the league's efforts to strengthen the pipeline of international players while aiming to provide elite international athletes the opportunity to compete at the NFL level, improve their skills, and ultimately earn a spot on an NFL roster.

Titans GM Jon Robinson informed Odukoya of the news during a Zoom call. He's expected to be in Nashville next weekend for the team's rookie minicamp.

Odukoya, who played college football at Eastern Michigan University, started playing football at age 16 in the Netherlands where he was named the Dutch National MVP. He was a team captain for two seasons and received Academic All-MAC.

Odukoya (6-6, 263) played in 40 career games at Eastern Michigan, where he caught 21 passes for 194 yards and four touchdowns. Odukoya played in 13 games in 2021, when he tallied 13 catches for 130 yards and two scores.

In addition to Odukoya, three other players joined AFC South clubs as part of the program.

This year's participants are:

Player/Position/Country/NFL Club

Marcel
Dabo/DB/Germany/Indianapolis
Colts

Adedayo Odeleye/DL/United
Kingdom/Houston Texans

Thomas
Odukoya/TE/Netherlands/Tennessee
Titans

Ayo Oyelola/DB/United
Kingdom/Jacksonville Jaguars

The four AFC South clubs will carry these players on their roster until the end of training camp. At that time, the players are eligible for an international player practice squad exemption, granting the team an extra practice squad member. Clubs have the opportunity to elevate the player to the active roster during the season.

###

**‘JUST A FINAL SHOVE,
MAN.’ A DAY IN THE
TRAINING CAMP LIFE OF
TITANS TE CHIG
OKONKWO**

**BY JOE REXRODE
THE ATHLETIC
AUGUST 2, 2023**

NASHVILLE, Tenn. — Chig Okonkwo emerged from the Tennessee Titans locker room at 9:25 a.m. Tuesday, the second day in full pads for a team and player pursuing the same objective — block better.

Okonkwo showed as a rookie fourth-round pick out of Maryland last season that he can run, change speeds, nail routes, win downfield and make plays in the passing game. Fellow second-year pro Treylon Burks has been the early standout of camp, and that in tandem with the addition of DeAndre Hopkins makes the Titans look a lot more dangerous on the outside than anyone would have guessed as of mid-July. Add Okonkwo and healthy second-year slot receiver Kyle Philips to the equation and Ryan Tannehill has intriguing options at hand when he’s not handing to Derrick Henry.

And when he has enough time to throw behind a highly unproven offensive line. One thing that can help this offense is Okonkwo getting to the point where he can more effectively help that front when needed, which will also get him on the field more often. Which will remove his presence as any sort of tell for defenses. The Athletic watched Tuesday’s practice from the perspective of Okonkwo as he continues to work on blocking, special teams and the skills that should allow him to improve on last year’s 32 catches for 450 yards and three touchdowns — 24 of those catches, 278 yards and two touchdowns in the final seven games.

Titans tight end Chig Okonkwo celebrates after scoring against

Indianapolis last season. (Jenna Watson / IndyStar / USA Today)

Okonkwo guzzled a bottled water and started jogging toward Field 3, the most distant of three grass practice fields at St. Thomas Sports Park. He gave a “Shhhh” sign with his right index finger into the filming camera of social media coordinator Katie Moseley, then did some head bobs into the filming camera of social video producer Troy Wisneski. Team stretch ended at 9:40, at which point Vrabel gathered the entire team close for a few words that could not be picked up by observing media or fans.

Then it was time for individual drills. The first two for Okonkwo were special teams drills on Field 2, and Vrabel was front and center for the first, stopping it often to give technique instructions as would-be blockers tried to hold up would-be tacklers. Most of the participants were receivers, but Okonkwo, rookie tight end Josh Whyle and rookie linebacker Thomas Rush took turns engaging each other.

Then it was a kickoff return drill for Okonkwo, with special teams coordinator Craig Aukerman running the show. The point was to “flatten your guy out so he can’t cut across your face and make the tackle,” Okonkwo said later, and he did his best to stay in front of receiver Nick Westbrook-Ikhine and redirect him. Then Rush did the same with Okonkwo sprinting toward him.

At 9:51, it was time for Okonkwo to leave the skill group on Field 2 and get with the big uglies on Field 1. Combination blocks were the order of the day. Okonkwo and Jamarco Jones — who is trying to earn the starting right tackle spot for the first six games while Nicholas Petit-Frere sits out a gambling suspension — lined up next to each other and fired forward when offensive line coach Jason Houghtaling barked, “Turbo!”

Petit-Frere was waiting for them with a blocking pad, and they combined to drive him backward.

Players rotated spots often, Okonkwo holding the pad for a rep and combining on another rep with Chris Hubbard, the primary competitor with Jones to fill Petit-Frere’s spot.

“Pad level! Pad level!” Houghtaling reminded one and all, and it’s leverage and precision that have occupied Okonkwo’s focus in an offseason of trying to become a more well-rounded player.

“And you can feel it too, when you’re going, if you can stick a guy versus not quite getting it right,” he said. “Technique is a lot more important than strength. Strength doesn’t matter. Everybody’s strong.”

At 9:57, Okonkwo got back into skill mode on Field 1. A Titans practice tradition is a gathering of the entire team and Vrabel in the center. An offensive player and defensive player face each other. At Vrabel’s whistle, the offensive player circles back and is flipped the football, the defensive player circles back the other way, and they meet in the middle to see if the ball carrier can elude the defender. There’s no tackling to the ground, but there’s an “Oooooooooohhhhhh!” every time a defender is juiced and left grasping air.

Okonkwo elicited no such reaction, but he made a nice move on linebacker Chance Campbell, getting past him going left with Campbell getting a touch on Okonkwo. The 6-3, 238-pound Okonkwo got a defensive rep too — he may not play as much on special teams this season, but he has to be ready — and that was more impressive. He was all over one of the shiftiest players in camp, 5-11, 196-pound rookie receiver Kearis Jackson.

At 10:04, it was time for a 25-minute team period on Field 3. The closest thing the Titans have to real football in practice. No tackling to the ground. No hitting quarterbacks. But serious hitting all the same. And the first play of the team period

illustrated the work Okonkwo is trying to get done.

He lined up as an in-line tight end, on the left side of the line. In front of him was new outside linebacker Arden Key, whose energy, voice and playmaking have been constants throughout camp. Key has been trouble at times for new left tackle Andre Dillard. On this play, it was Okonkwo who engaged him with a big pop on a handoff to Derrick Henry, and Henry cut left off the block to reach the second level.

To the naked eye, it also looked like Okonkwo may have given Key's jersey a tug. Key said later it was not holding, and Okonkwo said of the finish to the block: "A shove. Just a final shove, man."

But the fact that it looked like it might have been speaks to the details Okonkwo and the Titans are pursuing.

"I think the biggest thing for Chig is going to continue to be his hand placement," Vrabel said. "I don't think we're going to make him any bigger, he's not going to be a 260-pound player. But I think we have to just continue to focus on his hands and making sure that they're inside, that they're strong and they're powerful. (He's) not going to be able to sustain against Arden or any player with your hands outside. You just don't have enough power. He's willing. I just think that the technique has to improve."

So ... holding then?

"No, I felt like on the first glance ... like he let go when Arden broke the framework of his body, and tried to give him a shove, as what we coached to," Vrabel said. "I looked at it with a critical eye and I didn't see restriction at the point of attack. But again, I'm not an official. I just try to look and see what they call. I felt like he did let go and he did try to give him a shove. Then we'll see if that guy, in that case, Arden, can tackle Derrick. So again, I think it could have been better. I thought that it was smart not to grab him and

tug him. It was smart to give him a shove at the end like we teach. So started off not so well and probably then finished OK."

That's the level of analysis that can go into one rep. For the rest of the team period when the first-team offense was on the field, Okonkwo was in the lineup more often than not. He moved all around, did some more blocking — including a good pass protection rep on a completion to Hopkins — and ran several types of routes downfield. Tannehill targeted him on a short pass over the middle, but Amani Hooker read it perfectly and broke up the pass.

Okonkwo got open with sharp routes against Kristian Fulton, Sean Murphy-Bunting and Kevin Byard, but the ball went elsewhere each time. When the twos and threes hit the field, he mostly stood close to Tony Dews, who has switched this season from running backs coach to tight ends coach. Dews' instruction, for Okonkwo and other tight ends, was frequent.

More special teams drills followed the team period, with Okonkwo and others getting low to bat a large blue ball back toward Dews three times while shuffling from left to right — a drill designed to work on lateral quickness. After that, Okonkwo and Whyte were back at each other, one trying to block and the other trying to slip past. At 10:47, it was time for another long team drill. But this time, as planned before practice, just the twos and threes would go.

Okonkwo and other starters ran 10 sprints on Field 2 while it got started. Then they jogged over and cheered on their teammates. The horn sounded at 11:12 after a series of plays run by Malik Willis and Will Levis. Vrabel gathered the team close in the middle of Field 3. And at 11:16, it was time to break — some players heading to fans to sign autographs, some doing media interviews, some getting in individual work such as catching passes from the Jugs machines.

Okonkwo and Dews stood by those machines for several minutes, Dews

grabbing Okonkwo's arms and getting into some technique intricacies. Reporters gathered around Okonkwo a few minutes later and he was asked about playing for Dews.

"It's been fun, it's been interesting," Okonkwo said. "The man's loud. A loud guy, man, he likes to coach you really hard. It's a different coaching style, you just have to understand it, and you just have to get used to it. He just coaches you hard and that's how I wanted to be coached."

And that was after a light day. Heavier ones are on the way.

###

**TITANS TE CHIG
OKONKWO, P RYAN
STONEHOUSE NAMED TO
PFWA'S ALL-ROOKIE
TEAM**

***BY JIM WYATT
TENNESSEETITANS.COM
JANUARY 24, 2023***

NASHVILLE – A pair of Titans have been named to the Pro Football Writers Association's All-Rookie team – tight end Chig Okonkwo and punter Ryan Stonehouse.

Okonkwo, a fourth round draft pick of the team from Maryland, finished the 2022 season with 32 catches for 450 yards and three touchdowns.

Stonehouse, signed as an undrafted free agent from Colorado State, finished the 2022 season with a gross average of 53.10 yards per punt (90 punts for 4,779 yards). Stonehouse broke Sammy Baugh's single-season NFL record of 51.40 yards per punt, which was established in 1940 and was never matched among qualifiers (2.5 punts per team game) until Stonehouse's rookie campaign.

The rookie team was chosen in voting conducted by the Professional Football Writers of America (PFWA).

###

**CHIG OKONKWO'S
CREW: TITANS REMIND
HIM OF HOME, REFLECT
NFL'S AFRICA PUSH**

**BY JOE REXRODE
THE ATHLETIC
AUGUST 22, 2022**

Titans rookie tight end Chigoziem Okonkwo got the football bug in second grade, his first year of playing and the first year he realized he could make some money off it.

So obsessed was young Okonkwo with the sport that he made sure it was on any TV he was around in his hometown of Powder Springs, Ga. He read whatever he could read, memorized every stat, every player, every bit of analysis he could find. He so impressed his classmates at the lunch table that he started charging them \$1 apiece — or an ice cream cup, their choice — for his commentary. They paid it, until the principal found out, halted the operation and called Okonkwo's parents.

"I told (the principal) it would never happen again," Okonkwo's mother, Isioma, recalled of a conversation from 15 years ago. "But I was so proud of that boy. He came home and thought he was in trouble, but I said, 'That's a very, very good thought, that is our culture, and maybe some time in the future you can bring that out. For now, allow your friends to come listen to you talk about the football for free.'"

Entrepreneurship is a staple of the Igbo people of Nigeria, Isioma said, and that's the first thing that came to mind for her and her husband, Charlton, when they heard of their youngest child's exploits. Nigerian culture is something they talked about throughout the raising of Okonkwo and his two older sisters. It is something Okonkwo became more aware of at 15 when his father tragically passed away of a heart attack while out to dinner with his mother. And it is something he celebrates daily now.

Saturday, a night that saw Okonkwo catch a touchdown pass from Malik Willis in a 13-3 preseason win over Tampa Bay at Nissan Stadium, could be the last time a group of Titans who have bonded over their shared heritage are all in uniform together. Tuesday is another roster cut day, to get it down to 80. The Titans waived four players Monday, so one more must go. Okonkwo and four Nigerian teammates have very different stories and football trajectories.

Okonkwo, a promising fourth-round tight end out of Maryland, will be on the team and potentially a handy addition to the passing game. Ola Adeniyi, born in Nigeria, raised mostly in Houston and a Nashville revelation last season, should again provide quality outside linebacker depth. David Anenih, born in Dallas to parents who had recently moved from Nigeria, has been a pass-rushing standout in two preseason games, and the rookie looks like a practice squad candidate at least. Rookie tight end Thomas Odukoya, born in Amsterdam to a Dutch mother and Nigerian father, can occupy that practice squad without costing the Titans a spot — that's the advantage of the NFL's International Player Pathway program, which got Odukoya to Nashville.

"But I feel like I've got to come out every day and prove I deserve that spot," said the 6-foot-6, 253-pound Odukoya, who dominated club football in the Netherlands, sent highlight tapes to coaches all over the United States, played for two junior colleges and finally found success at Eastern Michigan.

The guy to watch Tuesday is defensive tackle Sam Okuayinonu. "Sam O.," as they call him around Titans camp, is a popular figure around the team. He's close with Okonkwo, his Maryland teammate, and that relationship is part of why Okuayinonu signed with the Titans after going undrafted. He was a captain at Maryland and he's doing all he can to add his name to an NFL trend and pursuit — the league is pouring resources into outreach

efforts in Africa. Last season it reported more than 100 players on active rosters who were either born in Africa or whose parents were born in Africa.

Okuayinonu also is quite undersized for an NFL defensive tackle at 6-1, 269, and based on his opportunities and play in camp he's an active roster long shot, a practice squad hopeful and a Tuesday cut candidate. Ask Okonkwo about Okuayinonu and he'll tell you he's "an inspiration to me" and someone who shouldn't be underestimated. He's certainly been through more than most, seeing things as a young child that no one should have to see.

Born in Monrovia, Liberia, to a Liberian mother and Nigerian father, Okuayinonu was raised there by his mother, Clara, and was attending her college graduation party as a 5-year-old in 2003 when gunfire turned the celebration into chaos. The Second Liberian Civil War, which had been raging since 1999, had reached the doorstep of Monrovia. He ended up separated from his mother, fleeing with his aunt and cousin.

"The gunfire was so heavy, we couldn't turn around," said Okuayinonu, who ended up south of a primary bridge near the city, hiding in an uncle's house, protected from becoming a child soldier but not from seeing dead bodies floating in the water or starving people resorting to cannibalism.

He found out his mother was still alive when her first shipment of food — delivered by clandestine kayak — arrived. They could not speak or communicate for months, until the August 2003 ceasefire resulted in the reopening of the bridge and thousands of people streaming across to find their loved ones. That's a memory seared into Okuayinonu's brain.

"An incredible moment, a blessing," he said. "My mom's my everything. I got to reunite with her, and a lot of kids didn't get that privilege."

They moved together a few years later to Lowell, Mass., where some of their family members had already relocated. That's where he fell in love with American football. That's how it usually goes for kids from other parts of the world with a sport that dominates American culture but does not have the global pull of sports such as soccer or basketball, and that's what the NFL wants to change. That's how it went for Chic Ejiasi, too.

Ejiasi was born in Houston to parents who had recently emigrated from Nigeria. The family moved a few years later to Iowa, where Ejiasi's parents worked as nurses and he became an Iowa Hawkeyes enthusiast. He eventually walked on to Kirk Ferentz's program, lettering all four seasons as a defensive back and contributing to Big Ten championship teams in 2002 and 2004. He graduated with a health and sports studies degree in 2005, tried coaching briefly but ultimately returned as the program's first director of player development — helping players transition from high school to college, helping them excel in college, helping them find internships and employment.

The Titans hired him away from Iowa in 2016 to be their director of player engagement. He has been with the franchise since and he and his wife, Ellie, have a 2-year-old son named Obi — officially Miles Obioma, Obioma translating to "kind hearted." Ejiasi's job is much the same, helping Titans transition to this life. He loves serving and seeing young professionals benefit from and give to their community. He might be having as much fun during this preseason camp as he's had in this job.

"Taking over the league," Ejiasi said with a smile of the increase of African players in the league and with the Titans, which has meant in recent weeks a lot of sharing of stories, conversations about culture and even discovering others on the team with African heritage — such as receiver Nick Westbrook-Ikhine and safety Josh Kalu.

"It's like we kind of all have that understanding of how we grew up," Ejiasi said, and they all have strong feelings on how that culture led them here.

Ejiasi: "For me it was, we were very academically focused in our family. All about giving our best and trying and being the best we could be, especially academically."

Anenih: "I would say it's a pretty big difference from American culture. In terms of how to live, maturity. Like my parents, they've done a really good job of teaching me how to live and good habits to have. ... Respect. Respect for your elders, that's probably the biggest thing I would say."

Adeniyi: "We see our elderly, we respect them. We respect everybody we come around. Coaches, custodians, cafeteria ladies. That's what it is."

Okuayinonu: "To me it's like there's a little bit more pressure to go harder, knowing the sacrifices my mom made to make this possible for me."

Odukoya: "Obviously there's the genetic component of being big and strong, and I'm proud of that, but I also think Nigerians are known for their hard work and work ethic, which you need in the NFL. That shared culture, we definitely take pride in that."

Okonkwo: "Relentless hard work. That's the only way you're going to get anything in life."

Okonkwo also realized he had misperceptions of Nigeria until he visited for the first time. This was in 2017, three years after the tragic passing of his father, to visit extended family and celebrate the life of his father with them.

"People obviously have a negative perception of Africa. They think it's like dirt, everything is poor. That's not the case. It's literally like anywhere else," Okonkwo said. "If you see my uncles' houses over there, they're bigger than multi-

million dollar houses here. That's a big thing I took away, the perception and reality. Everything isn't dirt and poverty."

Okonkwo would like to go back soon to get involved in outreach efforts, NFL-devised or otherwise. Adeniyi is committed to doing so next offseason, as part of NFL Africa. Former Giants star defensive end Osi Umenyiora, who was born in London to Nigerian parents, brought the idea to NFL commissioner Roger Goodell years ago and led in June in Ghana an event called NFL Africa: The Touchdown.

It included a combine-like development camp, a flag football clinic and fan events. The idea is to find and develop talent but also to increase international exposure to the game. The Philadelphia Eagles, for example, are marketing in Ghana as part of an effort to create regional fandom for various teams in different parts of the continent. This had to make business sense for the league to happen. The NFL reports 85 foreign-born players took at least one snap in the 2021 season — compared with 62 in 2014 — and that Nigeria, Canada and Australia are driving the growth.

But for Umenyiora and others with African roots who took part and will continue to take part, it's personal and about providing opportunities. The NFL isn't the only pathway for football to change a life. College football can open many more doors for kids with ability. Foreign-born FBS players more than doubled from 2014 to 2020, from 162 to 325. Roman Oben, the NFL's vice president of football development and the first Cameroon-born player drafted into the NFL, said he got emotional on the trip to Ghana.

"The school kids, the genuine passion and excitement they had, the appreciation, it takes you back," said Oben, a 12-year offensive tackle who won a Super Bowl with the Bucs. "It makes you think about where you came from."

And sometimes that's best explained with a story. Second-grade Okonkwo was surprised that day he came home from school and his parents weren't mad about his entrepreneurial efforts. A couple years later, he came home proudly showing them a 93 he got on a math test.

"A 93?" Isioma Okonkwo said to her son. "Did somebody get 100? Why weren't you the one who got 100?"

###

**TITANS' OKUAYINONU
RETURNS TO ALMA
MATER FOR YOUTH
FOOTBALL CAMP**

**BY CAM DERR
FOX 21
JUNE 22, 2023**

“Help me with my football dreams because I’m trying to make it to the NFL. Parents might think, ‘I don’t know if this is going to happen.’ But I’m trying as hard as I can to get to the NFL, I’ll see you there,” says camper Mason Elhardt.

###

MOUNTAIN IRON, Minn.-School’s out which means camp season is in. Today in Mountain Iron, campers got a chance to learn from a pro.

Minnesota North College held its Annual Mesabi Range Pepper Lysaker Football Camp with a special guest appearance from a former Norsemen football alum.

Titans’ defensive tackle, Sam Okuayinonu, returned to the Range to help teach campers the fundamentals of the game, with the aim of inspiring young athletes to chase their dreams.

Okuayinonu got his start at Mesabi Range College back in 2018. After an impressive first year campaign with the Norseman, he took his talents to the University of Maryland before landing a spot with the Tennessee Titans last season.

Okuayinonu says he hasn’t forgotten his roots. Crediting Minnesota North College for kickstarting his journey to the NFL, hoping to be an example for kids with similar dreams.

“Anything is possible. It doesn’t matter where you start or how you start, how late you start. It’s all about your drive, your determination to where you want to get to in life and putting in the work ethic. If they could just learn one thing to help them improve in any way, like life or football, that’s all it’s about,” says Okuayinonu.

The camp hosted over 30 campers who each walked away better football players and some, with a goal to one day reach the League.

**CONNECTED BY THEIR
WEST AFRICAN LINEAGE,
TITANS TEAMMATES
CHIG OKONKWO AND
SAM OKUAYINONU
DISCUSS THEIR JOURNEY
TO THE NFL IN MUSIC
CITY FOOTBALL, TRACK
2**

**BY JIM WYATT
TENNESSEETITANS.COM
AUGUST 4, 2023**

NASHVILLE – The second edition of Music City Football takes a look into the NFL journey for second-year Titans teammates Chig Okonkwo and Sam Okuayinonu, two players with African lineage.

The 11-minute feature, titled "Afrobeat", went live on Thursday night on Tennessee Titans YouTube channel.

WATCH IT: [HERE](#).

There are more than 125 African-born or first-generation players in the NFL, including Okonkwo and Okuayinonu.

At the start of the episode, Okonkwo and Okuayinonu sit down with Director of Player Engagement Chic Ejiasi, whose parents are from Nigeria, for a dinner, and it spawns into a deeper dive into the personal lives of the two Titans.

Okonkwo, a tight end, discussed the impact his father's death had on him at a young age. Okonkwo was just 15 when his father died of a heart attack.

"In the Nigerian culture, I became the man of the house right then, at 15," Okonkwo said. "All I wanted to do was make sure my family was straight. ... When my dad died, it opened my eyes to, Man, the world is real."

Okuayinonu, a native of Liberia, lived in the country until he was 12 years old, when he escaped the country's civil war.

"Growing up in Liberia, it was great," Okuayinonu said. "My mom and my grandmom, my grandmom worked really hard to get us into a comfortable place in Liberia. (Then) in 2003, the civil war broke out in my country, and it was a really tough time. A lot of kids didn't get to see their parents again.

"Me and my mom ended up getting separated during the war, and that was a tough time for me, because my mom is my best friend. She's my everything."

Okuayinonu and his mom reunited after the war. Okuayinonu returned to Liberia in 2021.

Music City Football, which will air exclusively on YouTube, will include roughly four to six stories that will air into the fall.

The premier episode, which debuted in May, featured new Titans General Manager Ran Carthon.

"We have incredible access, and we feel like with that access, there's another level to the layer we can tell," said Surf Melendez, Vice President and Executive Creative Director for the Titans. "We're trying to create a closer connection with our fans, with our team, so they see things they don't normally get to see. We want to be close with our fans."

Also in the works:

-A feature on new Titans linebacker Azeez Al-Shaair and his road to the NFL. A crew went to Tampa, Fla., to visit with Al-Shaair and his mother, showing his long journey, which included a time when he was homeless.

-A feature on Titans fan Colin Jones, a drummer in Circa Waves with a Middle Tennessee connection. Jones, who lives in London, is a big Titans fans who even named his son "Tennessee."

All the episodes will be roughly eight to 12 minutes.

"Every episode has its own story," said Michael Fertig, Producer, Video Content with the Titans. "We're trying to humanize our players, coaches, and members of the organization. We're trying to go beyond the podium, beyond what people see on a Sunday. We're trying to show these are real people with real lives, and they struggle with real things just like everybody else, but they're a part of this great organization."

Subscribe to the Tennessee Titans YouTube and never miss and episode of the Music City Football, presented by SeatGeek.

**3 THINGS TO KNOW
ABOUT OHIO STATE OL
NICHOLAS PETIT-FRERE,
A TENNESSEE TITANS
THIRD-ROUND PICK**

**BY MIKE ORGAN
THE TENNESSEAN
APRIL 29, 2022**

Ohio State offensive tackle Nicholas Petit-Frere was taken by the Tennessee Titans in the third round with the No. 69 pick of the 2022 NFL Draft on Friday.

Petit-Frere comes from Titans coach Mike Vrabel's alma mater where he got a wealth of experience in his college career.

Here's what to know about Petit-Frere:

As versatile as he is large

Ohio State's Nicholas Petit-Frere addresses media before Maryland game

Petit-Frere is huge at 6-foot-5, 316 pounds and he's also flexible with the ability to play either tackle position on the offensive line.

His wide base gives allows him to cover a lot of space when he moves laterally.

Petit-Frere's footwork is exceptional for his size and the main reason he was used at right and left tackle. He is better at right tackle, which is where he is expected to begin his NFL career.

Lofty expectations

Petit-Frere grew up in grew up in Tampa, Florida, and played football and basketball at Berkeley Preparatory School.

He quickly became a better football player than basketball and developed into one of the nation's top offensive line prospects by the time he was a senior. He was a consensus five-star recruit who also received offers from Alabama, Florida and several other Power

Five programs before choosing Ohio State.

After redshirting his freshman year at Ohio State, Petit-Frere earned the starting right tackle position heading into the 2020 season. He played in 35 games between 2018-21 and started in 20.

Petit-Frere earned All-America first-team honors in 2021 by the Football Writers Association of America and CBS Sports. He was also on the 2021 Outland Trophy Watch List.

Improvement needed

Quarterback Ryan Tannehill was sacked 47 times last season so it's easy to see why the Titans went after an offensive lineman.

The problem, however, is that Petit-Frere was a better run blocker in college than pass protector.

He'll need to work on his pass blocking to become the valuable asset the Titans hope he will become.

###

PHILIPS EAGER TO RETURN AFTER FRUSTRATING ROOKIE SEASON

BY TERRY MCCORMICK
TITANINSIDER.COM
JULY 29, 2023

Kyle Philips' rookie season was derailed by a shoulder injury.
TERRY MCCORMICK

Kyle Philips' rookie season didn't go exactly as planned.

The slot receiver started out strong, catching six passes for 66 yards, including one that set up a last-second field goal (missed by Randy Bullock) in the season opener against the New York Giants.

He even added a 46-yard punt return in that game to provide plenty of excitement and hope for Titans fans for the fifth-round pick from UCLA.

From there, Philips' train derailed. He had just two more catches for 12 yards and even muffed a couple of punts before landing on injured reserve after week five with a AC joint problem in his shoulder.

"It was real frustrating. You want to be a part of the team and help the team out. It sucks," Philips said of missing three-fourths of the season." You see your guys going in every day and putting in a lot of work and not being able to do that with them. It kind of eats at you a little bit."

Like so many others on the 2022 Titans, his season was lost to rehab in the trainers room. Philips kept working each week to get back to finish his rookie year, but it didn't happen.

"I didn't really (know I couldn't get back) until the end of the season. Each week I was coming in, trying to get better, trying to get back and I really didn't know until the last game and season was over at that point," he said..

While Philips didn't actually play much as a rookie, it doesn't mean he still feels like one in this camp.

"I wasn't able to play, but I was still able to meet with the coaches, learn offenses, learn defenses, watch a lot of film and seeing how guys run certain routes, certain stems they make and all that stuff, I was able to learn a lot," he said.

Healthy again, and having added a few pounds, Philips is excited for what could be for him this season. He figures to be the team's slot receiver, serving as a chains mover and complement to DeAndre Hopkins and Treylon Burks..

"It feels night and day. Coming in as a rookie, you never know how things are going to go. Having that year under me, knowing what to expect, what these practices are going to be like, it gives me a lot of confidence going into it," Philips said.

He also figures to be a good fit for Tim Kelly's up-tempo offense that features a lot more shorter, quicker throws..

"I feel like Tim has done a great job implementing this offense, putting it in in very great details, so we know what to do and can go out there and play fast," he said.

Saturday's camp action

Quarterback Malik Willis continues to learn and Saturday was no exception. Willis had a pass picked off in team drills when outside linebacker Rashad Weaver dipped back into the passing lanes and corralled the ball well before it reached its intended target.

But Willis showed his growth on the next play. He dialed up a perfect strike about 50 yards downfield to Chris Moore for a touchdown.

"I think that's the life of any player. As an o-lineman, if you lose a rep to a great defensive lineman, you can't come back the next play and not play as hard as you can," Willis said of his redemption.

Willis later had an even better throw to Colton Dowell deep on the left sideline. The ball hit Dowell in the hands, but safety Mike Brown raked it out for an incomplection before he could put it away.

Play of the day

In one-on-ones, Kristian Fulton was draped all over Treylon Burks on a go route, but Ryan Tannehill put the ball in a perfect spot and Burks made a diving catch in the end zone. Also in contention, was Weaver's interception off Willis. Also, had Dowell been able to hold on to Willis' sideline throw in the bucket, that might have been a winner.

Right tackle revolving door

Jamarco Jones and Chris Hubbard alternated reps at right tackle on Saturday, after Jones was out on Friday. Rookie Jaelyn Duncan, who got the first-team reps on Friday, worked with the second team on Saturday.

Inside linebacker battle

The Titans have a battle at inside linebacker to play opposite Azeez Al-Shaair between Monty Rice and Jack Gibbens. Rice got the first-team work on Wednesday and Saturday, while Gibbens worked with the first unit on Friday.

Out of practice

Tight end Josh Whyle has not done anything much beyond stretch the past two days. He was not on the field at all in Wednesday's work.

###

HOW TITANS ROOKIE WR EARNED THE NICKNAME 'THE PROFESSOR'

**BY MICHAEL GALLAGHER
THE NASHVILLE POST
AUGUST 15, 2022**

Thirteen practices into his rookie season, and Tennessee Titans receiver Kyle Philips has already earned a reputation for being deceptively difficult to cover.

But Philips' uncanny ability to seemingly always have the right answer during team meetings has also earned him a nickname from the Titans coaching staff.

"He's a bit of a know-it-all, but that's why I call him 'The Professor' because there's nothing he doesn't know," Titans wide receivers coach Rob Moore said on Monday. "His passion for the game shows up a lot. When you talk to him about it, he really does have a good mind for the game. You can make adjustments [for him] in a quick moment, and he can adjust to it."

Added Philips: "It definitely makes me feel good. But it also puts a little bit of a target on my back. He'll throw some trick questions out there to try and catch me. When he does, he doesn't let me live it down. So, it goes both ways."

From terminology to route running, Philips spends most of his free time breaking down film — of himself, of his teammates and of any receiver who happens to have a highlight reel on YouTube.

"I started [studying receivers] in middle school," Philips admitted, adding he will watch a video on YouTube and say to himself, "I want to try and add that to my game."

Although Tennessee's WR group is relatively young and inexperienced, Robert Woods notwithstanding, Philips disclosed there is plenty to learn from the group of fellow pass catchers.

The Titans have a solid mix of physical, speed and possession receivers. That eclectic mix of size, quickness, strength, route running and elusiveness is what Philips credits for helping him round out his skillset.

"I study every receiver I can," Philips said. "Just being out here, I'd say [I study] a lot of Robert Woods, Mason Kinsey and Nick Westbrook-Ikhine. I like to take an aspect of every little bit of their game — with Robert just how good he is with his hands, Nick his releases, and Mason just how explosive he is in and out of his cuts."

###

WHO IS DILLON RADUNZ AND WHY DID THE TITANS DRAFT HIM IN ROUND 2?

*BY MICHAEL HOGAN
SI.COM
MAY 2, 2021*

The right tackle competition for the Tennessee Titans got much more interesting on day two of the NFL Draft.

A few weeks ago, coach Mike Vrabel, when asked about the position, said there was no predetermined depth chart. Those with a chance to end up on top include free agent Kendall Lamm, the recently re-signed Ty Sambrailo and David Quessenberry.

Dillon Radunz, Tennessee's second-round pick, will add some youth to the battle. While the 6-foot-6, 298-pound North Dakota State product knows he will be the least experienced player compared to the three veterans, but he also has every intention of winning the job. Because that's just who he is.

"I'm always going to want to start. I'm not going to speak it into existence that I won't be (the starter), if that for some reason happens," Radunz said. "I'm always going to be competitive. I'm always going to want teams to win. I'm always going to want my team to win, so I'll push the guys in front of me and make sure they're on their P's and Q's about that. It's going to be a competitive atmosphere."

What to know about the newest candidate to be the Titans' right tackle:

He prides himself on versatility. A few days before the NFL Draft, ESPN's Jeremy Fowler reported that Radunz's stock was rising because some people around the league believed he could play all five offensive line spots.

Radunz said he focused on making himself versatile throughout the draft process. That will be important

because he primarily played left tackle in college. He will be shuffling over to the other side in the NFL, at least early on, and may also be expected to play other positions.

"I've been working on it in the offseason, doing drills and stuff with the right tackle if that is the position they want me to be at," he said. "So, I've been working on both sides of the ball, switching up my stance like that, so that is probably the biggest challenge and then making sure everything you're dotting your I's and crossing your T's when you switch over."

He has plenty of experience with NFL players and coaches. Leading up to the NFL Draft, Radunz trained with one of the best offensive tackles in recent league history, Joe Staley, the former San Francisco 49er who made six Pro Bowl appearances and made the Pro Football Hall of Fame All-2010s team. He has also worked with former NFL offensive line coach Paul Alexander.

"I flew out to California immediately after that game, went to train with Joe Staley, ex-49er, future Hall of Famer, so he was super good in my development," Radunz said "He was a huge testament to that, so shout out to him. I did that a lot with previous NFL players. I worked out with Paul Alexander. He was a previous NFL coach."

And of course, he has played with some NFL players at NDSU, including the No. 3 overall pick in this year's draft, quarterback Trey Lance, and 2016 No. 1 overall pick, quarterback Carson Wentz.

He feels like his stock rose at Senior Bowl. Radunz played in just two games in the past several months due to COVID-19, and only one of those was for the NDSU Bison due to COVID-19. The other was at the Reese's Senior Bowl, where he was named player of the week after a strong showing throughout.

"You can always lift weights, stuff like that, but there's something

different about hitting guys," he said. "So, being able to just hit pads, being able to train with other offensive linemen, they understand the physicality of the game, so having them hold pads for you and stuff. It's been difficult, but at the same time, I think I did a good job at it. Things showed at the Senior Bowl, and we'll continue to do that through OTAs and rookie minicamp."

Titans general manager Jon Robinson agreed.

"Their season was shortened obviously. That Senior Bowl exposure was really good for him to go against some of the best of the best in college football," Robinson said. "Got a chance to spend some time down there with him, get to know him. He's about what we're about, you know, football-wise and makeup and commitment to being a good football player."

He's durable. After redshirting as a freshman, he entered the 2017 season with a much large role. However, he tore his ACL after playing 15 snaps in NDSU's season-opener the following season and went on to miss the entire season.

After that, though, he went on to start 32 consecutive games for the Bison. He enters the NFL about as healthy as could be.

"My body is super fresh," he said. "I literally have no injuries at all, no nicks and bruises. I was able to gain a lot of strength too through that because I wasn't playing in the season, so my body's in tip-top shape. It's just a matter of getting back into or I should say coasting into that football shape that I was talking about since I haven't played football, but I'd say there's a lot of positives about only playing one game."

###

**FORMER JAMES
CLEMENS STANDOUT
MONTY RICE HOSTS
FIRST FOOTBALL CAMP**

***BY GEORGIA CHAMBERS
WAFF
JUNE 10, 2023***

with people you might not like all the time, teaches you teamwork, teaches you discipline,” Rice said. “When coach says foot behind the line, it’s foot behind the line, and those life skills go a long way.”

###

MADISON, Ala. (WAFF) - Tennessee Titans linebacker and former James Clemens standout Monty Rice was putting kids to work on Saturday for his first youth football camp.

Rice, alongside his peers and James Clemens Head Coach Chad McGehee, ran kids through a workout on the Jets turf field, complete with various football drills and conditioning. This was Rice’s first football camp for his hometown community, but he says it won’t be his last. He wants these kids to understand anything is possible with the right mindset, coupled with hard work.

“I think it’s huge to have people that lived in the same area that you did, grew up in the same area you did, and they doing something that you want to do,” Rice said. “That just let the kids know that, ‘Hey if Monty Rice can do it, I can do it.’ That’s just the example I want to set. I used to have teachers when I was young, they were like, ‘Only the one percent make it,’ and I’m like, ‘Why can’t I be the one percent?’ And that’s the same thing for these kids. Y’all can be the one percent if you choose to.”

Kids of all ages participated in the camp, but Rice didn’t take it easy on any of the campers. He says coaches held him to a certain standard, so he wanted to do the same for all those who participated.

“I’m not going to let them cheat the game because the coaches that I had, Coach [Kirby] Smart, coaches at James Clemens... They didn’t let us cheat it when we was here, so I just want to show them like, ‘Hey, football taught me more than any school or any teacher could teach me.’ It teaches you how to work

**CHILDHOOD TITANS FAN
MONTY RICE NOW
WANTS TO MAKE A NAME
FOR HIMSELF WITH
TEAM**

**BY JIM WYATT
TENNESSEE TITANS
MAY 24, 2021**

NASHVILLE – Monty Rice remembers his first Titans game well.

A native of Huntsville, Alabama, Rice was just 10 years old in 2009, when he traveled to Nashville with a friend. Nissan Stadium was called LP Field back then, and Rice was decked out in a Titans jersey.

"Peyton Manning lit the Titans up on Sunday Night Football," said Rice, who was picked by the Titans in the third round of the 2021 NFL Draft. "That was my first game. ... Was I upset? Nah, I was just happy to be there."

A month later, Rice was back at the stadium for a more memorable game.

This one turned out better for the Titans.

"The game against the Cardinals," Rice said. "When Vince Young threw the touchdown pass (to Kenny Britt to cap a 99-yard drive to win in). I remember the stadium went nuts. I was like, 'Damn, this is crazy.'"

Fast forward to now, and it almost seems surreal.

Rice, an inside linebacker who played in college at the University of Georgia, is now a Titan himself.

He just wrapped up his first full week of practice, which started with the rookie minicamp last weekend. This week he'll take the field with veterans during organized team activities as his NFL career gets under way.

Rice, who said his favorite Titans growing up were Keith Bulluck,

Chris Johnson, Cortland Finnegan and Kyle Vanden Bosch, estimates he attended roughly 8-10 Titans games as a youngster. He used to wear a No.9 Steve McNair jersey, or Vince Young's No.10.

Now, he wants to make a name for himself.

"Keith Bulluck, he just played the right way," Rice said. "He played with a chip on his shoulder on every snap, and that's kind of how I carry myself."

A 6-foot, 233-pounder, Rice was picked by the Titans with the 92nd overall pick.

Rice was one of five finalists for the Butkus Award, which recognizes the nation's best linebacker, in 2020. He was a starter at LB in eight of 10 games, when he was in on 49 tackles, and four tackles for a loss.

Rice started all 14 games for the Bulldogs in 2019, when he racked up 89 tackles, and three tackles for a loss. Rice was second team All-SEC in 2019, when he was the co-winner of the Vince Dooley Defensive MVP. He earned first team All-SEC accolades in 2020.

Rice said he feels fortunate to be in the NFL.

In time, he hopes to make a name for himself.

"It is a blessing to be able to put on an NFL helmet," he said. "Playing in the NFL was my childhood dream since I was nine years old.

"Now that I'm here, I'm going to work, and try to do whatever I can to help the team win. And hopefully I can leave a positive impact on everybody I come across. That's how I was raised."

###

**TITANS TE KEVIN RADER
MANAGES DIABETES
LIKE A PRO, AND HE
HOPES TO INSPIRE
OTHERS WHILE
BRINGING ATTENTION
TO JDRF AS PART OF 'MY
CAUSE, MY CLEATS'
CAMPAIGN**

**BY JIM WYATT
TENNESSEETITANS.COM
DECEMBER 01, 2022**

NASHVILLE – Kevin Rader was a freshman in high school when he was first diagnosed with Type 1 diabetes.

It was a shock to the system, leaving him with many unknowns.

Reality hit when doctors checked his blood sugar, and it was 786.

"I lost 30 pounds in 3 or 4 days," said the Titans tight end. "No one in my family ever had diabetes, so no one knew what was wrong with me. It wasn't easy at first – it was definitely a learning curve for me. But you adjust. And now, I think I manage it great."

Rader, in his first season with the Titans after playing the previous two seasons with the Steelers, now wants to do his part to help bring awareness to the disease while encouraging others.

As part of the NFL's 'My Cause, My Cleats' campaign, Rader plans to wear cleats that bring attention to JDRF (Juvenile Diabetes Research Foundation). The words "Improving Lives Curing Type 1 Diabetes" also decorate the colorful shoes.

The annual 'My Cause, My Cleats' initiative empowers players to showcase their commitment to the causes they support through creative artwork and custom designs on their game cleats.

Rader is among a group of roughly 16-18 Titans who plan to take part in the initiative, starting on Sunday against the Eagles and then again next week against the Jaguars.

Rader said he plans to auction off the cleats at some point to raise money for JDRF.

"I want to bring awareness," said Rader, who has played in eight of the team's 11 games this season after being promoted from the practice squad in September. "The biggest thing (I tell young people) is: 'Don't take no for an answer. Some people think when you get diabetes you can't do things, but it's like any other adversity, you can overcome it.'"

Type 1 diabetes is often diagnosed in children and young adults but can occur at any age. Since the immune system destroys the body's ability to produce insulin, those with the disease are required to take shots or use an insulin pump, in addition to regularly monitoring their blood sugar.

Rader, who is 27, regularly takes shots to keep his blood sugars in check.

Rader, who has worked at tight end, fullback and on special teams this season, said he takes six to eight injections of insulin a day, depending on his activity. He wears a FreeStyle Libre glucose monitoring system on his upper leg that lets him know his blood sugars, and it helps him deal with the highs and lows.

Rader said he also leans on Titans nutrition coordinator Lauren Silvio to help him with his blood sugars, and his diet is important, he said.

"In games (my blood sugar) goes high because the adrenalin spikes the sugars," Rader said. "(As for my diet), it was a learning curve at first, but once you understand carbs, and what foods make you spike quick vs. late, like pasta versus a normal chicken dish, things like that, it's pretty easy to manage."

Rader said teammates are sometimes curious when they see him checking his blood sugars or taking injections.

"Usually when someone finds out they are shocked I'm a diabetic," he said. "And then I tell them, and they're like, What? And they'll see the sensor on my leg and it will start a conversation."

Rader, a Pittsburgh native who played in college at Youngstown State and initially signed with the Packers as an undrafted free agent back in 2018, is happy to spread the word about how he deals with diabetes because it allows him to encourage others.

When Rader was with the Steelers, he talked with kids through JDRF about his personal experiences with diabetes.

"I was a walk-on in college, and I had to overcome that," Rader said at the time. "Same thing, undrafted going into the NFL. Really diabetes, as long as you manage it, take ownership and make it part of your lifestyle, it won't hold you back at all."

###

**REGGIE ROBERSON
TAKING ADVANTAGE OF
SECOND LOOK FROM
TITANS**

**BY TERRY MCCORMICK
TITANSIDER.COM
AUGUST 4, 2023**

The Tennessee Titans wide receiver corps has the usual players garnering plenty of attention in camp – veteran newcomer DeAndre Hopkins, youngsters like Treyton Burks and Kyle Philips returning from injury and a rookie with local ties in Colton Dowell.

But another lesser heralded receiver, who has been on and off the Titans practice squad the last couple of years has been turning plenty of heads with his production in recent days of training camp. Reggie Roberson has been getting open and making his share of plays – albeit primarily on the third team – but has become a favorite target of rookie Will Levis.

Roberson, who came to the Titans as an undrafted rookie last year coming off a knee injury from college, does not lack for confidence in his ability to get the job done.

“I’ve just been studying my playbook and knowing it and making the most of my opportunities,” Roberson said.

Roberson said he feels faster now than before the knee injury in college, where he was clocked at a 4.42 in the 40-yard dash.

“If they don’t think I’m back to full speed, just go check the tape from when I was full speed. You can put it together. I feel like I’m faster than I was then,” Roberson said..

Coach Mike Vrabel said Roberson has done a good job in camp of making the most of his chances.

“Reggie’s made some plays down the field. We failed to cover him a couple times the other day, but when given the opportunity, he’s showed up,” Vrabel said.

Roberson said that was all a part of a new comfort level having been with the team now in a second training camp .

“I had that one year under my belt and I knew everything that was going on in camp and what they wanted to go on, the route trees, and just honed in on the playbook and made the most of my opportunities and just dialed in on special teams, because I knew that’s where I had to make my mark, and I just made the most of it,” he said.

Who’ll stop the rain

The Titans practiced outside in a steady rain on Friday, and it certainly took a toll on the passing game. The offense already appears behind the defense in terms of development this camp, and adding wet footballs and a slippery playing surface didn’t seem to help matters on Friday.

“We had some footballs, and again, this is good work today, it was probably not our best day offensively because of the rain,” Vrabel said. “That’s obviously an excuse, but I thought the quarterbacks handled it fairly well. We saw a lot of footballs that got through us and got onto our shoulder pads. Those balls are going to be intercepted.”

Out of practice

Three Titans were not on the field for practice on Friday. Those included safety Amani Hooker, defensive tackle Naquan Jones and offensive lineman Corey Levin, who has now missed multiple days due to an injury.

Two other Titans players left practice early. Tight end Alize Mack left practice after grabbing the back of his leg following a play. Mack was visibly upset that he had injured himself.

Also, rookie tackle John Okukwu limped off the field with what appeared to be an ankle issue.

Jamarco Jones’ exit

Vrabel commented in his post practice press conference about Jamarco Jones, who went from being the favorite to start at right tackle to released on Thursday after he was involved in on-field incidents in two straight practices.

“I think I’m going to leave it at this, that we all have a responsibility to the team. I think my job is to protect the team,” the coach said. “I think the players’ job is to find a way onto that team. We always are going to hold the team in high regard and make sure that everything we do and how we carry ourselves is in the best interest of the team.”

###

WHAT TO KNOW ABOUT NEW TENNESSEE TITANS KICKER CALEB SHUDAK

***BY NICK GRAY
THE TENNESSEAN
NOVEMBER 27, 2022***

Undrafted rookie kicker Caleb Shudak will play in his first NFL game on Sunday for the Tennessee Titans against the Cincinnati Bengals at Nissan Stadium.

Shudak is the second kicker to fill in for Randy Bullock, who is missing his second game after suffering a calf injury earlier this month. Josh Lambo, who missed an extra point, kicked in last Thursday's win at Green Bay.

Shudak, who played collegiately at Iowa, had spent all of the 2022 season plus the majority of training camp on the physically unable to perform list before being called up earlier this week.

Here's what to know about the Titans' new kicker:

Made most of one season as primary kicker at Iowa

Shudak handled kickoffs for the Hawkeyes in 2019 and 2020 before getting his shot as the primary kicker in 2021.

The senior made 24 of 28 field goals, including 4 of 6 from 50-plus yards, with his longest made kick coming from 51 yards out. He made all 36 extra points and had touchbacks on 70% of kickoffs in 2021.

Shudak was named Third Team AP All-America and First Team All-Big Ten after the season. Not too bad for someone who had to wait until his sixth-year senior season to become the team's primary kicker.

It set up Shudak to at least make an NFL training camp roster ahead of the 2022 season.

His father kicked at rival Iowa State

Kicking is in Shudak's gene pool; his father, Jeff, was a four-year kicker for Iowa State from 1987-90.

Jeff Shudak made two game-winning field goals and another game-tying field goal in his four years in Ames, The Gazette in Iowa reported. Jeff's streak of 11 consecutive made field goals was the longest in Iowa State program history at the time and stands now as the second best mark in school history.

It should be noted that Iowa State lost all four games to Iowa while Jeff Shudak was in school.

Injury halted any chance at competition at Titans training camp

Shudak was signed by the Titans following the NFL Draft in the spring as a second leg in the preseason and as possible competition for incumbent Randy Bullock, who signed a two-year deal with the team following a successful stint in 2021.

The rookie was solid enough through the summer, but a leg injury forced Shudak onto the PUP list ahead of training camp. He stayed on that list throughout the preseason and moved to the PUP/reserve list during the regular season. It benefitted both team and player; Shudak could rehab his injury, and the Titans could activate him if healthy and needed or keep him for next season otherwise.

That chance came on Nov. 26, when he was activated from the PUP list after the Titans waived Lambo and an injured Bullock (calf) remained on the injury report.

Sunday, Shudak will kick for the Titans and will make up an all-rookie kicking tandem alongside punter Ryan Stonehouse against the Bengals.

###

**KEY TO CITY PRESENTED
JEFFERY SIMMONS
DURING FUN DAY**

**BY GRANT MCLAUGHLIN
DISPATCH
JULY 5, 2023**

Key to city presented Jeffery Simmons during 'fun day'

Mayor of Macon Buz McGuire hands Tennessee Titans and former Noxubee County High school football player Jeffery Simmons the key to the city Saturday at the Jeffery Simmons Fun Day celebration at the Noxubee County Sportsplex. Since joining the Titans in 2019, Simmons has donated free meals to electrical workers after a severe storm in 2021 and donated \$50,000 to renovate athletic facilities at NCHS in 2022. Simmons said he put on the event to continue giving back to his hometown. (Grant McLaughlin/Dispatch Staff)

MACON – When Macon resident William Mitchell was looking for something to do with his daughter, Rachel, this weekend, he wasn't sure what would shake out.

After hearing that Tennessee Titan Defensive End and former Noxubee County High School football player Jeffery Simmons was hosting a community fun day, he knew just what to do.

"I watched (Simmons) play all four years of high school football," Mitchell said. "We were just at home and I really wanted to bring her out to this, and because she loves water games."

William and Rachel Mitchell, 6, eat snow cones Saturday at the Jeffery Simmons Fun Day celebration at the Noxubee County Sportsplex. Mitchell was one of about 3,000 to attend the Tennessee Titan's holiday celebration, featuring local food vendors, music and games for kids. At the event, Macon Mayor Buz McGuire presented Simmons with a key to the city to thank him for his philanthropic efforts in the

area since joining the NFL in 2019. (Grant McLaughlin/Dispatch Staff)

Mitchell was one of around 3,000 people who signed up to attend the Jeffery Simmons Fun Day event at the Noxubee County Sportsplex, featuring local food vendors, music and games for children, as well as a firework show that evening, Simmons said.

Simmons told The Dispatch he wanted to come home and host an event to pay homage to his hometown of Macon and bring people out for the Fourth of July holiday.

"(Events like this) motivate me," Simmons said. "This is where I started from. I am going to help people from all over, but right here in Noxubee County is what made me. I wanted to bring something back to where I came from."

Mayor of Macon, Buz McGuire, said the city provided fireworks for the event, and also presented Simmons a key to the city for his philanthropic efforts in Noxubee County.

"For me, the most important thing is he's willing to give back to his community," McGuire said. "I know he's done some work at (Noxubee County High School), and now he's putting on this day. I'm sure there'll be other things in the future too."

In 2021, Simmons provided free meals to Macon Electric workers and 4-County Electric Power Association linemen for their work following a severe winter storm, and funded a \$50,000 renovation project for NCHS to revitalize its field house and weight room in 2022.

Simmons also donated \$75,000 to the Starkville Parks and Recreation Department that same year to build a turf field at the Starkville Sportsplex.

Simmons said he plans to continue making trips back home to work with local high school students and put on more events, but could not

comment on the nature of those future endeavors.

"Everything is not set in stone," he said. "I don't want to speak on anything just yet right now. But we want to grow this city. We don't have a lot here. So, I think that's where it starts."

Another attendee, Johnathan Morris, said he brought his whole family out to the event to support Simmons, but also to see the firework show and enjoy the holiday as a family.

"I'm a big fan of Tennessee Titan Jeffery Simmons, and we came out to support (him)," Morris said. "But it's also pretty nice because it has a lot of stuff for the kids."

###

**FOUR YEARS LATER,
TITANS DT JEFFERY
SIMMONS STILL BUOYED
BY CONTROLLING
OWNER AMY ADAMS
STRUNK'S TRUST IN HIM**

**BY JIM WYATT
TITANS ONLINE
APRIL 14, 2023**

NASHVILLE – Four years ago, after being selected by the Titans in the first round of the 2019 NFL Draft, an emotional Jeffery Simmons vowed to reward controlling owner Amy Adams Strunk for having faith in him.

Simmons, sitting two seats down from Strunk at his introductory press conference, tucked his head and shed tears when Strunk spoke about her trust in him while welcoming him into the organization.

Simmons, who was recovering from an ACL injury at the time, had faced questions following an off-field incident he was involved in back in high school. The well-publicized incident resulted in heavy scrutiny over the pick, but Strunk spoke about second chances, and her faith in Simmons.

"Coming from a woman," Simmons, fighting back tears, said of Strunk at the time. "I'll tell her in front of you guys that she can trust me. I won't let her down."

Strunk was involved in the process that led to the Titans selecting Simmons.

"We are getting a great football player, that goes without saying, but we are getting a great man," Strunk said in April of 2019. "We are a nation that gives second chances, and this young man, Jeffery Simmons, he deserved that second chance."

On Wednesday, the Titans officially awarded Simmons with a second contract.

The big defensive lineman signed his long-term contract extension before another emotional press conference when he once again thanked Strunk for believing in him.

Simmons said he exchanged texts with Strunk after the two sides agreed to terms.

"From day one I told Miss Amy that I would never let her down," Simmons said. "I texted Miss Amy after we came to an agreement, and I told her how much I appreciated her trusting in me from day one. What she sent back to me, she told me: 'You promised me that you would never let me down and you haven't.' And that right there, it hit something inside.

"To have a female owner, a lady owner, in the NFL to trust in you so much, from the adversity I went through on my journey to get here, it means so much to me. Miss Amy, I appreciate you so much."

Simmons has held up his end of the bargain since the Titans selected him with the 19th overall pick on the 2019 NFL Draft out of Mississippi State.

Simmons has been named to two Pro Bowls in four years, and since joining the Titans he ranks second on the team with 21 sacks, trailing only outside linebacker Harold Landry III (26.5). His career totals also include 196 tackles, 19 passes defended, two forced fumbles and three fumble recoveries.

After missing the first six games of his rookie season due to a pre-draft injury, Simmons played in 56 of the team's last 60 games (54 starts). He was a team captain in each of the last two campaigns.

Simmons said he's grown on and off the field over the past four years.

"I know for a fact I have grown," Simmons said. "If you don't grow, especially as a player in this league. From year one, I am going into year five now, I don't think I'd be standing at this podium right now.

"As a man, I try to be better than I was. That's been my motto forever: Be better than I was yesterday, on the field and off the field. Of course, I feel like I have grown as a man, and as a player."

###

ON HIS BIG DAY, TITANS DT JEFFERY SIMMONS IS SMILING THROUGH THE TEARS

**BY JIM WYATT
TITANS ONLINE
APRIL 13, 2023**

NASHVILLE – Jeffery Simmons had a lot of things on his mind when he stepped up to the podium on Wednesday.

Among his thoughts: "I'm going to try not to cry today."

Then the big defensive lineman looked at his mother, and the tears started streaming down his cheeks. At one point he paused for 12 seconds before gathering himself.

"My mom, single parent," Simmons said. "Just to see the journey we have been on as a family. It's crazy," Simmons said. "I think, man, from house to house, apartment to apartment. Sharing a bed with my brother. Now, we're good. ... It's generational wealth, as we call it. It's who I do it for. Every day I wake up, I think about those hard times where I know my mom didn't feel like it. Sometimes I am hurting, but I think about my mom, having raised five kids on her own. For me to say, I don't want to do this. That's my motivation, my family."

Titans General Manager Ran Carthon, Coach Mike Vrabel and a big group of family members were on hand at Ascension Saint Thomas Sports Park on Wednesday for a press conference celebrating the long-term contract extension Simmons signed earlier in the day.

At the conclusion of the press conference, Simmons talked more about his mother, Brenda Bradley, and his upbringing.

Simmons said his mission since first stepping on the football field as a five-year-old – when he used to put on his shoulder pads and hit a big pear tree in the backyard – has always been to make his family proud.

And give them a better life.

"I didn't want to make too much eye contact with my mom today because I knew she'd be there crying, and then I'd cry, too," Simmons said with a smile. "But to think about that upbringing, and all the adversity we've been through. ... I know she is proud of me."

Simmons said the family moved six or seven times when he was younger, including a move from Louisiana to Mississippi.

At most places, Simmons shared room with brother, and his two sisters also shared room. Simmons said his mom adopted his uncle's daughter, a cousin, who he also calls a sister.

With a household of five kids, Brenda Bradley had to work all kinds of jobs, from working at a convenience store to working at a prison. She did everything she could to make ends meet, Simmons said.

"But she never missed a birthday," Simmons said.

Simmons said he pulled weeds as a kid to make extra money, to keep her from having to pay for his football uniforms.

Not too long after signing his first NFL contract with the Titans in 2019, Simmons bought his mom a house in Spring Hill, Tennessee, so she could be close.

Now, after signing a mammoth deal with the Titans, the two-time Pro Bowler knows his family will be taken care of for years and years and years to come.

He's also now finally ready to reward himself – he plans to buy a new home, perhaps with a pool.

"I never picture myself wearing another color than two-tone blue, other than a gold jacket," Simmons said. "This is a great day. I hope I retire here, and I hope I can make this franchise happy."

###

IT'S BIGGER THAN FOOTBALL': TITANS' JEFFERY SIMMONS SPENDS WEEK GIVING BACK IN MISSISSIPPI

**BY STEFAN KRAJISNIK
THE TENNESSEAN -
MISSISSIPPI CLARION
LEDGER
JULY 9, 2022**

STARKVILLE – Before he was an All-Pro and All-SEC defensive tackle, Tennessee Titans star Jeffery Simmons was a manager for his high school football team.

Simmons was in middle school but served as a varsity football manager when he walked through the weight room at Noxubee County High School and saw the rusty weights and bent bars.

It's a sight that stuck with him, particularly as he saw opponents such as West Point with better equipment to help build a "winning culture."

So Simmons made a promise. He wasn't a 6-foot-4, 300-pound menace yet, but his potential had always been apparent as a five-star prospect. Once he made it to the NFL, Simmons said, he'd ensure future Noxubee County athletes had access to better equipment.

The former Mississippi State standout fulfilled the promise Thursday as he stood outside newly named and renovated Jeffery B. Simmons Field House. The only thing more eye-popping than the shiny oversized scissors used in the ribbon cutting was his neon yellow shorts suit.

"I cannot really show my appreciation for Noxubee County enough," Simmons said.

Simmons' time in high school wasn't always as successful as his football career. As a senior in 2016, he was found guilty of malicious mischief and pleaded no contest to a simple assault charge. It came after he was helping break up a fight

between his sister and another woman. Simmons was shown on video striking the woman before walking away.

Simmons said the donations and work he does for his high school are not an attempt to cover up for what happened.

"I moved on from all that," Simmons said. "I don't even talk about it anymore. I don't live in the past. My thing is, what I'm doing now is to make sure my name, my brand — the Jeffery Simmons brand — will leave a legacy not just for me but for my kids and their future.

"That's my biggest thing. I have nephews, nieces. What can I do to make sure they're good in their future and make sure they don't have to live off that — live off something that happened 20 years ago, 30 years ago."

NCHS athletics director Karen Dixon — who has known Simmons since he was in her fourth-grade class — says once the school was informed of Simmons' plan with the weight room, it was their idea to name the field house after him.

The unveiling in Macon, Mississippi, was only the start of an eventful week back home for Simmons. He made the short trek Friday to Starkville, where he signed a \$75,000 check for Starkville Parks and Recreation toward a new turf field at the Starkville Sportsplex.

The field was also named in his honor and was used through the weekend for his third annual youth camp.

"It's bigger than football," Simmons said Saturday. "It's not all about just these young kids seeing us play on Thursdays, Monday nights and Sundays. These kids matter. The town of Starkville matters. The town of Macon matters."

Tennessee Titans defensive lineman Jeffery Simmons reacts after a play in the first half against the

Cincinnati Bengals at Nissan Stadium.

Simmons was joined at his camp by NFL players Elgton Jenkins, Tyre Phillips, J.T. Gray and Gerri Green, among others. The group remains tight-knit as their careers have shifted away from Mississippi, and Simmons says there is never hesitation when they ask each other to help with events such as youth camps.

Mississippi State quarterback Will Rogers also received an invitation from Simmons. He remembers the angst of being a kid at a youth camp with successful football players around. Now he notes the commitment that comes with being on the adult side.

"They're pros, for sure," Rogers said. "The way they conduct themselves — not only on the field but also coming back and doing things like this for the community. Helping people that don't have as much ... It's humbling to see and definitely something I'm going to learn from."

###

**TENNESSEE TITANS
DRAFT PICK PETER
SKORONSKI'S
GRANDFATHER PLAYED
FOR VINCE LOMBARDI:
WHAT ELSE TO KNOW**

**BY MIKE ORGAN
THE TENNESSEAN
APRIL 28, 2023**

The Tennessee Titans selected former Northwestern offensive tackle Peter Skoronski with the 11th pick in the first round of the 2023 NFL Draft Thursday.

Skoronski was the third offensive lineman taken in the draft behind Ohio State's Paris Johnson Jr. to Arizona and Tennessee's Darnell Wright to Chicago.

Here are three things to know about Skoronski:

Grandfather played for Vince Lombardi

Skoronski's grandfather Bob Skoronski was an offensive tackle for the Green Bay Packers when Vince Lombardi was building a dynasty. He spent nine seasons with the franchise.

He was a rookie in 1956, spent two years in the U.S. Air Force, and returned to Green Bay from 1959-68.

Bob Skoronski, 84, played in two Super Bowls, was an All-Pro in 1966 and is in the Green Bay Packers Hall of Fame.

Peter Skoronski tweeted earlier Thursday that his grandfather served as his inspiration to make it to the NFL.

Nation's best pass blocker

Skoronski finished the 2022 season with Pro Football Focus' highest pass-blocking grade in the country at 93.0. That also is one of the highest ratings of all time.

The 6-foot-4, 315 pounder allowed only six pressures on 480 pass-blocking snaps.

Skoronski posted a 79.1 run-blocking grade, which was fifth among Power 5 offensive tackles.

Skoronski was Northwestern's first offensive lineman to earn the Rimington-Pace Big Ten Offensive Lineman of the Year. He also became only the third Wildcat offensive lineman to earn two All-Big Ten first team awards under Pat Fitzgerald.

He was a finalist for the 2022 Outland Trophy.

Didn't translate

Even with Skoronski anchoring the line, Northwestern was not among the top offensive teams in the Big 10.

The Wildcats finished 10th in the Big Ten and 94th nationally in passing (210.3 yards) and ninth in the Big Ten and 98th nationally in rushing (125.1 yards).

Northwestern scored only 10 passing touchdowns and 11 rushing.

###

**FOR TENNESSEE TITANS
1ST-ROUNDER PETER
SKORONSKI, CHICAGO
HOMECOMING COMES
WITH BIG CHANGE**

**BY NICK SUSS
NASHVILLE TENNESSEAN
AUGUST 11, 2023**

Peter Skoronski isn't at the position he's used to, and isn't in the position to complain about it.

Skoronski's been starting at left guard for the Tennessee Titans since the day he arrived in Nashville after the Titans made him the No. 11 pick in the 2023 NFL Draft. The only problem? Skoronski isn't a guard. Never has been. He was an All-America left tackle at Northwestern and a five-star recruit as a left tackle before that.

He's always played the most premium position on the offensive line and he's always done it well. But now, in the days before his preseason debut as an NFL guard, Skoronski isn't caught up in where he's playing so long as he is, in fact, playing.

"My real goal is just to be a great NFL player," Skoronski said. "I'd love to just be on the field if at all. Beggars can't be choosers I guess in that sense."

The Titans' preseason opener against the Chicago Bears on Saturday (noon, News Channel 2) represents a big moment for Skoronski for a few reasons. One, it's his first opportunity to play in the NFL. Two, it's his first opportunity to play guard in the NFL. And three, he's playing in friendly confines. Skoronski grew up and played high school and college football in the Chicago area and says he's been coordinating ticket requests with friends and family for months.

It's hard to call this a grand homecoming for Skoronski. He hasn't been in Nashville long enough to miss a Windy City winter. He's only been with the Titans for about as long as a college freshman

would spend in the dorms before packing a few loads of laundry in the car and heading home for Thanksgiving dinner.

Instead of laundry, Skoronski's bringing a bus-load of offensive linemen home with him. Skoronski says he's in charge of sating their Thanksgiving-sized appetites by picking the restaurant for the linemen dinner Friday night.

Whether it's picking the perfect eatery or sliding inside to guard for the first time in his life, Skoronski has the same mission.

"I'm trying to be a great teammate," Skoronski said.

Why guard matters

Titans offensive line coach Jason Houghtaling says it wasn't hard to project Skoronski's skills at guard.

"You watch that tape from his college days at Northwestern," Houghtaling said. "When he gets his hands on people he can control them. That's the name of the game there. Just his physicality. Any of their in-the-box runs, he looked really comfortable climbing to second-level defenders, redirecting and all those things."

There's a stigma in football circles that guards are less important than tackles. And it's not hard to see why. Defensive ends and outside linebackers have always been the biggest threats to quarterbacks. So tackles, naturally, are most important for protecting passers. This is especially true of left tackles, since most quarterbacks are right handed and left tackles are tasked with preventing rushers from sneaking up on quarterbacks from behind.

From 2000-20, there were 76 tackles picked in the first round versus 35 guards and centers combined. Six guards and centers make at least \$15 million per year compared to 22 tackles. If an offensive lineman wants to be picked higher or paid more, he's better off on the outside.

But times are changing. For nearly a decade, the league's most fearsome pass rusher has been Aaron Donald, a defensive tackle. And as a new generation of interior pass rushers like the Titans' Jeffery Simmons, the New York Jets' Quinnen Williams, the Washington Commanders' Daron Payne and the New York Giants' Dexter Lawrence are approaching their prime and earning big pay days, guards are only going to become more vital.

"Guys like Jeff are some of the best in the league at getting to the quarterback and stopping the pass game," Skoronski said. "That makes your job important. If they're paying the guy across from you, you better be good at it too."

Making the most of the preseason

The Titans' other guard, Daniel Brunskill, knows a thing or two about changing positions. He was a tight end until his senior year of college when he moved to tackle, and he's played center, guard and tackle as a pro. Unlike Skoronski, Brunskill was undrafted. He made his pro debut as an Atlanta Falcon in a preseason game against the Miami Dolphins in 2017, mostly playing as a reserve tackle.

To Brunskill, the challenge of playing your first preseason game is the immediacy of it all.

"They had told us the ones were going to go a certain amount and then all of the sudden the ones went like one drive and it was like 'Hey, go!'" Brunskill remembers. "You've got to go from zero to 100 right now and just kind of go out there and perform."

That type of urgency is what Brunskill is telling Skoronski and the other rookies to be prepared for. Football moves fast. One second you're on the bench. Another there's been a turnover so you're scrambling to find your mouthpiece before running out onto the field. Preseason simulates that at warp speed, with units cycling through

and players trying new positions on nearly every drive.

Not that Skoronski's teammates are concerned about the first-rounder acclimating. Titans tackle Nicholas Petit-Frere, who is suspended the first six games of 2023 for violating the NFL's gambling policy, was in Skoronski's position last year: a former five-star recruit from the Big Ten thrust into starting as a rookie Day 1.

But Petit-Frere doesn't consider his situation and Skoronski's equal.

"Peter's in an even better position than me," Petit-Frere said. "He's coming in and he's really come out running."

###

**HOW TYJAE SPEARS,
REPAIRED KNEE AND
ALL, IS SPRINTING TO
STARDOM WITH
TENNESSEE TITANS |
ESTES**

**BY GENTRY ESTES
NASHVILLE TENNESSEAN
SEPTEMBER 7, 2023**

When the topic comes up, rookie running back Tyjae Spears extends his right leg instinctively, stretching out across the steps on which he's seated. As he does, a large scar becomes visible.

"Some dark times," he says, thinking back. "... I've been through a lot."

That scar says more than Spears will — or needs to — about his knee.

It's a part of his story that's already well-known. It's why some NFL teams reportedly removed him from their draft boards. It's why Spears felt the need to warn attendees at his event on Day 2 of the draft: "Pump the brakes. I don't want to see long faces at the end of the night if I don't get picked."

The knee is also why Spears once considered giving up football, the sport in which he's so immensely gifted that the Tennessee Titans took him in the third round anyway, turning Spears' draft gathering into a party that the bayou town of Ponchatoula, Louisiana (population just shy of 8,000) won't soon forget.

Now that Spears has made it out, he doesn't plan on going back.

"I guess what people consider their chip (on their shoulder), my chip is where I come from," Spears says. "I just can't go back to it."

He doesn't mean that as a slight on his upbringing or where he's from. He speaks with pride about his family, his eight siblings — five brothers, three sisters — and his parents who worked hard to make ends meet. And also about his hometown. Did you know, for

instance, that Ponchatoula is the Strawberry Capital of the World? "We got the best strawberries in the world, man," Spears says.

It's not just the small town or "humble" beginnings (an adjective that can be a cliché, though Spears agrees with it). His ambition runs a lot deeper than that. Through the parts of his story that aren't as well-known, ones that collectively molded him into someone who understands how special the opportunity he has.

But, yeah, it's the knee, too.

"I didn't come from the worst place," Spears says, "but I didn't come from the best place. There's a lot of things that I went without. I just don't want to have those same feelings recycled again. As I get older in my life, I just don't want to go without anymore, and I don't want my kids to go without. ... I'm depending on myself, and I've got a dad and a mom depending on me, too. Also nephews and little cousins and nieces and all looking up to me.

"So if I stop now, if I quit now, I'm quitting not just on myself. I'm quitting on all of them."

Early steps with Tennessee Titans, Derrick Henry

Two ACL surgeries. Arthritis. After the Titans took Spears, NFL Network's Ian Rapoport told viewers that Spears lacked an ACL, leaving questions about whether he'd last past his first NFL contract. Colleague Daniel Jeremiah echoed, "He was not on every draft board, but nobody disputes how talented he is."

You can imagine, of course, how this struck Titans fans. A running back with a bum knee? In the third round? For the Titans? Who already had Derrick Henry? Who badly needed a wide receiver or tight end? And who, above all, had their roster obliterated by injuries for two seasons in a row?

The Titans did draft Spears out of Tulane as a complement to Henry —

for now. Long-term, it's not reaching to believe that Spears is earmarked as Henry's replacement.

"Oh, he's a three-down runner," Titans general manager Ran Carthon assured during the draft. "He can run between the tackles. He's elusive. He can make guys miss as well as contribute in the passing game."

It's not unprecedented for a running back to excel with knee trouble. In 1991, the great Peter King documented for Sports Illustrated how most teams were scared of drafting Thurman Thomas before the Buffalo Bills took the risk in the second round, their owner Ralph Wilson telling GM Bill Polian, "Life's a gamble. Go ahead."

Thomas ran for 12,074 yards, caught 472 passes and totaled 88 touchdowns in 13 NFL regular seasons, and he did it — he said years later — with a torn ACL, according to NewYorkUpstate.com.

Obviously, it's way too early to compare Spears with a legend like Thomas. But this preseason showed Carthon's initial assessment to be correct, just as it has replaced concern about Spears' knee with anticipation for the explosiveness he'll add to the Titans' offense.

Spears ran for 117 yards on 22 carries (5.32 average) in three preseason games. That included an impressive 33-yard touchdown against the Vikings in which he leaped over a defender near the line of scrimmage and somehow never broke stride, sprinting untouched into the end zone.

"I know I can't do nothing like that," Henry said. "It's great to have a change-up and have a back that can be explosive. I know when he hit the ground, he took off."

After offseason practices this summer, Spears could often be seen catching passes from a machine.

He proved his toughness, too, with his willingness to pick up blocks in pass protection.

“A lot of times these fast, speed backs don’t want to really stick their face up in there on pass protection,” Titans quarterback Ryan Tannehill said, “and he’s proven on multiple occasions that he’s willing and able to step up in there against a linebacker. ... I love Tyjae, man. I’m excited to have him on our team.”

That job at Wal-Mart

Tennessee Titans running back Tyjae Spears (32) chat with teammates during a joint practice with the Minnesota Vikings in Eagan, Minn., Thursday, Aug. 17, 2023.

The first time Spears hurt his knee was in high school. The second time, it was while scoring a touchdown early in the 2020 season for Tulane. And he realized it instantly. NOLA.com wrote that he crawled and tossed “his helmet off in frustration” before trainers made it to him.

Facing another lengthy ACL recovery, Spears started wondering whether he’d make it back to football.

“It was very difficult for him. It was difficult for all of us,” said Nicole Hart, Spears’ mother.

About that time, during the COVID-19 pandemic, he worked at Wal-Mart to make some extra money. The job entailed unloading delivery trucks. An 18-wheeler would arrive with, say, up to 3,000 items and “we had to take off every single piece,” he remembers. “That humbled me so much. I said, ‘Man, I’m going to do whatever I’ve got to do in football, because I do not want to work a real job.’”

“I think that job may have lasted a week, a week-and-a-half,” said Hart with a laugh.

“We don’t really realize that a lot of things really do happen for a reason,” she added. “In the midst of him going to get a job at Wal-Mart, maybe that was during a time when he was battling with, ‘Do I really

want to play football? I just want to give up. I want to quit.’ Maybe he had to have that moment to see, ‘Man, this is not what I really want to do.’”

Spears made it back and rushed for 863 yards in 2021. Then in 2022, he had 1,581 rushing yards and 19 touchdowns in his final 14 games for the Green Wave, who went 12-2.

A stellar season for Spears was punctuated by an MVP performance in a Cotton Bowl victory over Southern Cal. He ran for 205 yards against the Trojans, making eight consecutive 100-yard performances for a player who’d jumped well on the radar entering the NFL draft.

There was one team in particular that Spears hoped was interested in him.

Back home for Titans-Saints

As fortune has it, Spears’ first regular-season game for the Titans will be Sunday against the New Orleans Saints.

In the Superdome. About 45 minutes from his hometown.

Yes, Spears grew up a Saints fan.

That made for a punch in the gut when, during the draft’s third round, the Saints had the No. 71 pick and used it to take a running back: Kendre Miller from TCU.

Spears had held up well in public all night. But after that, he went off to collect himself, and “in the middle of that is when he actually got the call” 10 picks later from the Titans, said Hart.

“The whole world could have put two and two together and figured out I wanted to go to the Saints,” Spears says. “I’m here in Tennessee, and I love it. I feel like things happen for a reason.”

Plenty of friends and family from Ponchatoula will be on hand for Sunday’s opener, but it still probably won’t be enough. So many want to be there that Spears jokes,

“I’m putting a limit on it. I’m buying 10 tickets. That’s all I’m buying. If I’m feeling good, I might get 15.”

It’s the first real taste of NFL stardom for Spears. There hasn’t been much to this point. Spears says he’s still able to go around Nashville without being bothered or noticed — and he knows enough to appreciate that. He once went to an event with Henry and saw how many people approached the Titans’ star for pictures and autographs. “Man, how do you do it?” Spears asked him. “That’s just what comes with it,” replied Henry.

“People still don’t know who I am,” Spears says. “So I can go and have fun with my family and friends and whoever else I want to take out, because nobody knows me. But is it going to be the same in six, seven months or a year?”

“I don’t think it’s going to be the same.”

###

**ROOKIE RB TYJAE
SPEARS THANKFUL FOR
HIS NFL OPPORTUNITY
WITH THE TITANS**

**BY JIM WYATT
TITANS ONLINE
MAY 22, 2023**

NASHVILLE – The day after the NFL Draft, Tyjae Spears drove through the streets of New Orleans looking for Titans jerseys.

Spears had been selected by the team less than 24 hours earlier, and he wanted to represent his new squad at a party celebrating the development.

This week, Spears had his own team-issued jersey.

The former Tulane running back took part in rookie minicamp last weekend before joining veterans in the offseason program this week.

The Titans are scheduled to begin OTAs next week.

The 5-foot-11, 195-pound Spears looked good in the open rookie minicamp, catching a number of balls out of the backfield, and then showing off his speed – and moves – in space. He also had some nice runs after taking handoffs.

"It felt good," Spears said. "It's just a blessing to be a part of the team. It feels good, coming from where I came from. I am on an NFL team, and I am super-excited.

"All the guys I've encountered, they've been great. Every coach, they demand a lot out of you. It's a great organization, great people."

Spears, selected in the third round of the NFL Draft, ran for 1,581 yards and 19 touchdowns in 2022 for the Green Wave, averaging 6.9 yards per carry. He also caught 22 passes for 256 yards and two touchdowns. Spears had a big game in the Cotton Bowl against USC, when he ran for 202 yards and four touchdowns. He was named the Cotton Bowl MVP after the team's win.

In four college seasons, Spears ran for 2,910 yards and 31 touchdowns while also catching 48 passes for 564 yards and three scores. Spears was the 2022 American Athletic Conference Offensive Player of the Year, when he tied for the FBS lead with 21 scrimmage touchdowns.

Spears, whose locker is located right next to veteran running back Derrick Henry's locker, brushed off a number of questions about his health, specifically one his knees.

He made one thing clear:

"I feel perfectly fine – there ain't nothing wrong with me," Spears said. "I am healthy.

"I guess (my health) is a question that's always going to pop up, but I am here. And (the Titans) had a lot of faith in me to get me where they got me at. So, I am healthy and they know I am healthy."

Spears, who is from Ponchatoula, La., is fully aware he'll get to head back home to Louisiana when the Titans open the season on September 10 against the Saints.

He also knows a lot of work needs to be done between now and then, and he's just getting started.

"That is so far away," Spears said with a smile. "I am just taking it one day at a time."

Spears also knows he's thankful for the opportunity.

"Lately, I have been praying a lot," Spears added. "And the main thing I try to start and finish with is how thankful I am for being here, being a part of an NFL organization. Because I think back, and only two or three people where I am from got that opportunity. So, I am super blessed, and super appreciative."

###

**TITANS PUNTER RYAN
STONEHOUSE'S JERSEY
AND CLEATS HEADED TO
THE PRO FOOTBALL
HALL OF FAME AFTER
RECORD-BREAKING
ROOKIE SEASON**

**BY JIM WYATT
TENNESSEETITANS.COM
JANUARY 10, 2023**

NASHVILLE – Titans punter Ryan Stonehouse set records during his rookie season.

Now, his jersey and cleats are set to make their way to the Pro Football Hall of Fame.

The Titans on Tuesday are in the process of mailing memorabilia to Canton, Ohio, for a display after Stonehouse finished the 2022 season with a gross average of 53.10 yards per punt (90 punts for 4,779 yards). Stonehouse broke Sammy Baugh's single-season NFL record of 51.40 yards per punt, which was established in 1940 and was never matched among qualifiers (2.5 punts per team game) until Stonehouse's rookie campaign.

The Pro Football Hall of Fame contacted the Titans requesting items to commemorate his record-breaking season.

"It's surreal, honestly," Stonehouse said on Tuesday. "It's the last thing I was expecting. But it's such a cool honor. Going undrafted, and kind of having the odds against you, to be able to do something that hasn't been done for 80-something years, it is such a big honor to me. And to break it from a guy like Sammy Baugh, it's special."

Stonehouse, who made the team as an undrafted free agent from Colorado State, finished the 2022 season with a net punting average of 44.03 yards per punt, establishing a new NFL record for the highest net average by a rookie punter. He broke the record set by Indianapolis' Rigoberto Sanchez, who averaged 42.64 net yards per punt as a rookie in 2017.

Stonehouse said he'll work this offseason to be even better in 2023.

"I think this season had some highs, and I think managing those highs and trying to remain consistent was my main goal the whole time," Stonehouse said. "I felt like I did that a lot with my gross. Heading into next year I want to improve on some of the things I need to keep up in those highs, like the inside the 20 or the net average. Similarly, with how the gross went this year, I'd love to build that consistency."

"I think overall it was such a long rookie year for me, with the draft prep, and competing with Brett (Kern) in the preseason games. It flew by so quick, now that you reminisce on it. But it was such a cool way to start my career."

###

**HOW TITANS QB RYAN
TANNEHILL CONQUERED
THE SKIES, FOUND
SERENITY IN SUMMER
FLIGHT SCHOOL**

**BY NICK SUSS
NASHVILLE TENNESSEAN
SEPTEMBER 6, 2023**

Titans QB Ryan Tannehill poses in front of plane in summer 2023, the summer he earned his private pilot's license.

Nick Retterer needed an excuse.

It didn't have to be believable. He could've said he had a charley horse or remembered he left the stove on or had just gotten the shocking news he'd been cast as Marvel's next Spiderman. Whatever it was, he knew Ryan Tannehill was going to see through it.

So Retterer settled on a classic: From 1,000 feet in the sky in a low pattern over Nashville, Retterer told Tannehill he needed a bathroom break. So they descended from the heavens to the boring, old ground.

They landed. Retterer, Tannehill's flight instructor at Harmony Air, got out of the plane. His not-so-subtle ruse was a success.

"I say, 'You know what you're doing,'" Retterer recalled to *The Tennessean*. "'Watch your crosswind. Watch your traffic. I'm going to be up in the tower with you.'"

Thus began Tennessee Titans quarterback Ryan Tannehill's first solo flight.

He sat on the runway for "probably like 20 minutes" before being cleared for takeoff. "You're kind of anxious at that point," Tannehill said. Retterer climbed the control tower, put on his headset and assumed the role of Tannehill's air traffic offensive coordinator. With his instructor in his ear, Tannehill soared.

It was just a couple of laps in a standard flight pattern. But for a veteran NFL quarterback trying to recapture prominence in 2023 — starting with Sunday's season-opener at the New Orleans Saints — Tannehill's first solo flight represented much more than a chance to see the earth from the perspective of the stars.

There, Tannehill found serenity.

How he became Flyin' Ryan Tannehill

Up, up the long, delirious burning blue

I've topped the wind-swept heights with easy grace

Where never lark or even eagle flew —

And, while with silent lifting mind I've trod

The untraversed sanctity of space

— Put out my hand, and touched the face of God

In those six lines from his 1941 poem "High Flight," Royal Canadian Air Force fighter pilot and poet John Gillespie Magee captured the exhilaration and peace of flying.

"You're enjoying beautiful scenery but at the same time you're kind of locked in on the task at hand," Tannehill explains. "So it's an escape in that regard. And I think an escape is important. Whether it's golf or flying or driving, everybody has something different. Especially if you want to be high-functioning at something, you have to have some sort of an escape to allow you to get away."

Ryan Tannehill poses with flight instructor Nick Retterer, who helped him earn his private pilot's license this summer.

Tannehill says he's always been interested in flight. For practical reasons. He and his wife Lauren like whisking their kids, Steele and Stella, on memorable vacations to

remote locations. Flying to isolated Bahamian islands on small, so-called "puddle jumper" planes helped pique Tannehill's interest. So did a long conversation with the pilot who flew him to his surgery last winter.

Getting a private pilot's license became Tannehill's offseason project. Pro Football Hall of Famer and one-time Tennessee Titans offensive lineman Steve Hutchinson connected Tannehill with Retterer, who had handled Hutchinson's instrument training, an aviation certification that goes a step beyond getting a private license.

And in Tannehill, Retterer found the most willing and participative student he's ever taught.

"When this guy came in, he had an iPad with an Apple pencil, probably similar to what he's used to when he's playing, and he's just writing notes," Retterer said.

Retterer, who studied aviation at Middle Tennessee State, estimates it takes four hours of studying per night to zoom through flight school as quickly as Tannehill did.

The way Tannehill tells it, his first few months of 2023 were wall-to-wall booked. He'd go to the Titans facility in the mornings for rehab and physical therapy, followed by a weightlifting session. After that he'd head to John C. Tune Airport in Nashville and fly for a few hours, only to head home and hit the books again.

Coming off offseason ankle surgery — an injury had cut his 2022 season short — Tannehill had to pass a physical before he could start flying. Once he passed and got up in the air with Retterer in his SR22 Turbo Cirrus aircraft, though, he was gobsmacked.

"We get up in the air, a couple thousand feet off the ground, and he looks out the window and he said, 'Man, this is awesome!' " Retterer said. "He just started grinning and laughing like he just had a little kid get a toy or something like that."

The similarities are obvious

If anyone understands the similarities between football and flight, it's Chad Hennings. In the 1990s, Hennings won three Super Bowls as a defensive tackle for the Dallas Cowboys. Before that, he was a fighter pilot in the U.S. Air Force.

"Preparing for a mission, I would sit down with my wingmen," Hennings explained. "We would brief particular areas where we were going to deploy to. We would brief overall communications. We would brief how we were going to execute our specific mission which we were tasked with. What would happen if we were under emergency procedure? What our divert bases were. If the weather was bad. What if we had a mechanical malfunction, how were we going to communicate?"

"We would execute the mission and then when we would get back we would evaluate our bomb film or our film when we would be in the target area when we were executing and we would brief 'Hey, what did we do well, what did we not do well, how can we improve upon the mission?'"

The parallels between mission planning and game planning are so obvious they shouldn't need further explanation. It's teamwork. It's communication. It's being coachable and it's remembering your coaching. It's being so prepared for a pressure-packed situation that when the situation arrives the pressure doesn't even register.

Then there's the control tower aspect of it all. Tannehill likens the experience of talking to air traffic control to communicating with coaches, mixed with the added comfort of getting guidance from a trusted family member.

"I feel like sometimes you get on the tower at airports and it's kind of like the wild, wild west," Tannehill says. "You've got crop-dusters buzzing

the tower and cutting the line and all that. But when you have ATC you feel kind of like you have a big brother looking out for you."

Retterer was happy to be Tannehill's play-caller, coach, big brother or whatever Tannehill needed. He's not a big sports fan himself. He knew who Tannehill was before they met but always looked at him like another student. Now he looks up at Tannehill's jerseys hanging in bars around town and casually tells his friends, "I know that guy." And his family.

Retterer was flying with Lauren, Tannehill's wife, recently. She described her husband as a beast. She said people like her husband don't get where they are by "going with the flow." His success is a product of his competitiveness, his drive, his precision. That's why Retterer says he has students who have spent 90% more time in the air than Tannehill who still haven't mastered flying the aircrafts Tannehill has.

And it's why Retterer says he thinks there's more to Tannehill's mastery of the skies than the similarities between flight and football let on.

"Aviation is a really rewarding experience because it's individual," Retterer says. "It's not a team experience. He's got that team experience and success. But (it's) the individual experience of when he gets up in the air he says, 'I can leave all that stuff behind and focus on the task at hand.'"

The quarterback in the skies

Derrick Henry might be Tannehill's wingman in the Titans' backfield. But he'll never be Tannehill's literal wingman.

"Oh no, I'm not going up there," Henry said. "I pray for him. I pray that he's safe. I feel like things are going well. But I won't be up there."

Titans quarterbacks coach Charles London has a little bit more of an open mind.

"He's supposed to be really good at it," London said. "He told me some of the flights that he's made. But I'm more of a ground guy."

Tannehill is decidedly not a ground guy. Not anymore. His longest voyage so far was a flight to Fort Lauderdale, Florida in a single-engine prop plane with an instructor at his side.

When it comes to speed, single-engine planes are more Tom Brady than Lamar Jackson. The flight spanned four-and-a-half hours. That's a long time for Tannehill to shrink his 6-foot-4 frame into a pilot's seat.

And an even longer time for something else.

"Kind of the limit is the bladder at that point," Tannehill said. "It's four-and-a-half hours. You can't stand up. You can't move. And there's no bathroom. So I was glad to finally land."

But what's a little bladder discomfort when Tannehill's achieved his goal? He was able to take Steele and Stella out on a few flights this summer. One trek was all it took for the kids to be as hooked as their old man.

Pilots-in-training are often taught a maneuver called the "steep turn." It goes like it sounds. In order to test how well a pilot can handle his or her plane in an emergency, steep turns involve turning the plane around at a 45-degree angle, often flipping the plane upside down like a loop-de-loop on a roller coaster so passengers can see straight down to the ground.

The Tannehill kids weren't fazed.

"I thought they might be a little scared of that, but they actually loved it," Tannehill said. "They were like, 'Do more steep turns! Do more steep turns!'"

The kids woke up the next morning with a simple request: "Daddy, can we go flying again?"

So the Tannehills kept adventuring. They went back out to The Bahamas this summer, this time with Tannehill able to fly to some of the remote islands himself. Retterer says he expects Tannehill to begin instrument training as soon as he has the time.

Tannehill has the bug. There's no cure for passion.

"He's out there now. He's got his license. He's flying places he probably never would've thought he would've flown in the beginning," Retterer said. "I think it's just as every pilot does. I don't look out and say, 'Man this is awesome,' just like I did the first time, but I'll tell you it never gets old. You're not supposed to be there. Human beings were never meant to fly. So I don't think it ever gets old."

###

**RYAN TANNEHILL IS
OLDEST OF FOOTBALL
TENNESSEE TITANS, BUT
HE 'DOESN'T HAVE A
CANE YET'**

*BY JULIAN BASENA
NASHVILLE TENNESSEAN
AUGUST 3, 2023*

In spite of his age and whatever concerns that came with his season-ending ankle injury in 2022, Ryan Tannehill feels great. In fact, he still feels young.

"I'm young at heart, I feel young and I don't have a cane yet," Tannehill said after Thursday's Titans practice — exactly a week after his 35th birthday.

For Tannehill, the Titans' oldest player, a youthful aura can be beneficial. The starting quarterback has reached a critical juncture in his career. Entering the final year of the four-year deal that brought him to Tennessee, he is at a point where his long-term future is in question.

While he is the presumptive starter for 2023, Tannehill is coming off a 2022 season that showed just how finite his time is as a Titan.

In just the second week of regular-season play, he threw two interceptions and was benched in favor of Malik Willis in the third quarter of a blowout against the Bills. Weeks later, he was sidelined again with an ankle injury that forced him to miss two consecutive games and the final three of the season.

When he was available, Tannehill didn't look his best, either, wavering through the season for a second straight year after resounding success in 2019 and 2020.

For the first time, age seemingly caught up to him, and it showed in his first losing season in Tennessee.

Willis and now Will Levis, who the Titans selected in April's draft, are poised to thrive as backups, but surely have their eyes on the starting

spot if Tannehill regresses significantly or loses more time to injury.

Still, right now, Tannehill feels good. With a healthy body and a youthful spirit, he also seems self-assured that he will put together a strong contract year that will allow him to play beyond 2023.

"I feel really good," he said. "I'm thankful that I feel really good coming off of surgery last year ... I'm excited where I'm at physically."

###

DON'T LET THE SMILE FOOL YOU, TANNEHILL A SERIOUS COMPETITOR

THE TITANS QUARTERBACK LED THE NFL IN GAME-WINNING DRIVES AND FOURTH-QUARTER COMEBACKS DURING THE 2020 REGULAR SEASON.

**BY IAN KAYANJA
SPORTS ILLUSTRATED
JANUARY 5, 2021**

Don't be fooled by quarterback Ryan Tannehill's even-keeled demeanor.

He's one of the fiercest competitors on any football field. Or so says his position coach.

"Make no mistake, he is ultra-competitive," Tennessee Titans quarterback coach Pat O'Hara said Tuesday. "Don't ever excuse his calm demeanor on the outside from being a fierce competitor. That is something about him that is very evident to me and his teammates."

Tannehill's competitive streak was on full display Sunday against the Houston Texans. With a division title at stake, he threw for 216 yards and tallied three touchdowns, two rushing and one passing.

With the game on the line, he connected with wide receiver A.J. Brown on a 51-yard pass that set up Sam Sloman's game-winning field goal as time expired.

"(It's) his calm demeanor on the outside and being a fierce competitor," O'Hara said. "He maintains that even-keel demeanor and that helps him in pressure situations like (Sunday)."

Tannehill is no stranger to the big moment. The events of this season leading up to the matchup with the Texans prepared him for his latest fourth-quarter flurry.

In the just-completed regular season, he led the NFL with five

fourth-quarter comebacks and six game-winning drives in the fourth-quarter or overtime. In games decided by one possession, the Titans went 7-2.

The only Tennessee quarterback who has approached that level of late-game production was Vince Young. As a rookie in 2006, he led four fourth-quarter comebacks and five game-winning drives, both of which led the NFL that season.

Dating back to when Tannehill first took over as the starter, the Titans are 11-3 in games decided by one possession.

He's a closer. And much like a star relief pitcher in baseball, Tannehill looks forward to the high stakes moment where he can get his team out of a tight jam.

"I think it's fun," Tannehill said. "I get to do what I dreamed of doing as a kid. I love going out there on a Sunday and competing with guys that I love playing with. I love the competition of it

"... I love the game, all of it."

Tannehill's success can be attributed to his ability to avoid the emotional roller coaster that some ride throughout a game. He remains focused on the current task at hand, staying competitive.

And because of that, the Titans found ways to win in close games, in which the outcomes could have varied drastically.

"At the end of games, it's maintaining that calm demeanor, while also being ultra-competitive," O'Hara said.

With Tannehill under center last year, the Titans offense found a new life.

That unit went from being shut out by the Denver Broncos on Oct. 13, 2019 to scoring at least 20 points in the next 10 games and more than 30 in five of the final seven. That momentum carried over into the 2020 NFL season, which saw

Tannehill throw for 3,819 yards and a career-high 33 touchdowns.

Tannehill and the Titans finished second in the NFL in average yards per game (396.4) and fourth in points per game average (30.7).

He's found freedom within Arthur Smith's system, and he's been seen smiling more on the field because of it.

"I've loved playing the game," Tannehill said. "I think about what I went through (with) injury, and then through what I went last year, I think I've grown a bigger appreciation for enjoying the moment."

A quarterback who isn't afraid of the big moments is a tremendous advantage in the NFL playoffs. Tannehill's late-game record proves that he can rise to the occasion, courtesy of an outsized competitive streak.

###

**REXRODE: RYAN
TANNEHILL SHOWS
HIMSELF TO BE AN NFL
LEADER IN MORE THAN
QB RATING**

**BY JOE REXRODE
THE ATHLETIC
JUNE 11, 2020**

Ryan Tannehill talks and two notions cross the mind, first that there can't be many quarterbacks in the NFL talking about racism in America like this, and second that Tannehill must be elevating himself as a leader in the Tennessee Titans locker room.

Oh, and a third: Where's this guy when we ask about football?

They're all artificial and miss the point, of course. We don't need to rank NFL quarterback social commentary, though it is nice to hear declarations stronger than "I stand with my teammates" in this time. Leadership is a day-to-day thing that Tannehill demonstrated deftly last season — even with Marcus Mariota still in the room — and yes, reactions from some of his teammates indicate his voice is appreciated. But this dwarfs that. And Tannehill has earned the right to an eyeroll-free press corps every time he utters "control what we can control" or "it's about improving every day in practice" during the 2020 season because of the way he has stepped up to the 2020 story.

This is the white, professional quarterback in Nashville, Tennessee, and he has the ability to reach a lot of people and the conviction to try even though he knows he'll lose some.

"I think the unfortunate thing about it is, if you're a white person you don't have to deal with (racism) on a daily basis and you're not put in those situations," Tannehill said in a Zoom call Wednesday with reporters, the first scheduled interviews with Titans players since the May 25 death of George Floyd at the hands of a Minneapolis Police officer inspired worldwide protests.

"It's easy to just go about your life and not recognize it and not realize how big of a deal it is, how many people it affects on a daily basis. I think with this push, I think more and more people are having an awakening to the reality of the situation and how deep it really is, how many layers of injustice there are to it with the court system, and policing, and just on a day-to-day basis. Like I said, there's so many layers to it. I think that just this push was kind of like the straw that broke the camel's back, right? It's been happening for far too long and finally got to the point where enough is enough."

And as for those who don't like what he has to say: "If there's people that want to push back and go the other direction, that's on them. I'm going to fight for what I believe is right and whatever else happens, happens."

And as for Roger Goodell's improved response to the powerful "Black Lives Matter" video involving several NFL stars and some NFL employees: "I don't know. We'll see where it really goes once this fall starts and things are a little bit different. I hope to think that things are different this time, that guys are going to be heard, that the movement is going to be continued and supported and helped out, but only time will tell."

And as for the league's history on this matter: "Just going back to (2016), the league tried to shut it down because it's trying to protect itself. I think it's to the point where, this time there's so much support that they couldn't do anything from it. The fact that they weren't proactive is disappointing, that they didn't jump on board initially is disappointing, just because, like I said, it's a universal thing that so many guys are affected by. Seems to be there's so much momentum going that millions of people want change and want it now. A little disappointing that it took that, but I guess better late than never, and hopefully that it can continue when games kick off."

OK, so Tannehill's still polite in ripping the league. But how many guys with his job are doing that at all? These aren't "let's stick together while I dodge discomfort as much as possible" responses. These are things Tannehill would not have said a few years ago. He admitted that Wednesday, too.

"I feel like if I would have known now what I knew back then, I probably would have been more vocal and supportive back then," he said. "Do I feel great about that, that I didn't jump fully on board and support initially? No. Do I wish I would have known more and been more supportive back in 2016? Yes, 100 percent, but we all make mistakes. We all have to live and learn and experience to grow, and I feel like I've done a lot of growing over the past four or five years."

So let's go back there, to 2016. Colin Kaepernick is in San Francisco, creating a movement and the backlash that will push him out of the NFL by kneeling during the national anthem to protest social injustice and police brutality. Tannehill is in Miami, throwing to Kenny Stills. Talking to him, too. These are conversations that someone like, say ... let's pick a random NFL quarterback ... Drew Brees may have benefited from having.

Stills, now with the Texans, has been living this, outspoken about it, though he's the son of a retired Marine who asked him not to protest. He told The Undeclared of kneeling in 2016 and through the Donald Trump-inflamed 2017 responses and beyond: "I decided if the league has an issue with us speaking up for our people, it's not a brand I want to be a part of. I had conversations with my agents that said I should wait (to protest). I said if I can't express myself, then I'm OK with not playing."

Here's what should happen before games in 2020: Players who feel compelled to protest should do so, and people should respect it, and the NFL should back off and live with angry fans and consider the

possibility of new ones, and the discussion around all of it from media and others should not overshadow the issues that inspired the protests. The only thing we can count on is that Stills will kneel. He's also likely to continue serving extensively in the community, going on police ride-alongs and educating white teammates who seek him. Tannehill said Stills told him of an incident in which Stills and his father were pulled over by police and had "everything stripped out of the car for no reason" and strewn along the road.

"I can't imagine being put in that situation and having to deal with that," Tannehill said. "You hear stories like that and then (Stills) gave me a bunch of resources, books that were written, "(The) New Jim Crow," systematic oppression, systematic injustices. Then I just started digging more and more into it as time went on. You go from kind of being naïve to the situation because of the privilege, and my eyes kind of got opened to it. It was really kind of a shock for me. ... A protest has to be able to get attention, spark conversation and inspire change. I had to get past the fact that it wasn't about the flag, it wasn't about the anthem, it wasn't about our country. It was about the injustice and raising awareness and getting people's attention."

He got there. Maybe he can help get others there. It's good to see more white athletes stepping out on this. It's also worth pointing out, not that it should be necessary, that black athletes don't all relish participation at the same level.

The Titans made Kevin Byard and Rashaan Evans available Wednesday as well, and Byard said he supports the protests; doesn't want the message hijacked by more obsession with kneeling; looks forward to a conversation some day with his daughter and hopes "whether it's police brutality or just growing up being black in America, that conversation is a lot better than what it is right now."

Byard also said he's "not trying to run for office, just playing football" when asked about Goodell's response and future decisions, and when he was asked about Tannehill's willingness to speak out, he said: "I've always respected him since I first met him. That's one thing about me, I don't look at guys as race and all that stuff. ... The fact that he's speaking and using his voice to uplift others, black, white or different, whatever, it speaks volumes for his character."

Byard talked about empathy and education, too, and the melting pot "beauty of sports." At the core of this conversation, there's right and there's wrong, but everyone doesn't have to have the same tone or say the exact same things. Tannehill and Byard shared realness Wednesday, and that's as important as anything when you're trying to lead 50 people or maybe a whole bunch more than that.

###

AFTER A LONG AND WINDING ROAD TO THE NFL, TITANS DL TEAIR TART IS STILL SCRAPPING, AND HE WON'T STOP NOW

**BY JIM WYATT
TENNESSEETITANS.COM
OCTOBER 4, 2022**

NASHVILLE – Growing up in a big family, Titans defensive lineman Teair Tart had to fight for everything he got.

Tart, you see, is the second youngest of 11 children in his family.

"The oldest right now is 48, and the youngest, which is my little sister, is 23," the 25-year-old Tart said on a Zoom call on Tuesday. "It is a pretty big age-range. ... For the most part it was like a war zone – if you didn't eat first, you wasn't eating. But it was good having a large family, and it brought everybody together. We had to learn how to work, and to negotiate – imagine trying to get the TV remote. ... But it is good, man. I have three older brothers and the rest are sisters. It's a good family – I came from a basketball family."

After making it to the NFL after a long and winding journey, Tart is still scrapping.

He knows he busted his butt to get to the league, and he's not about to let up now.

"The key for me to get to this point is resilience," Tart said. "Just staying resilient and staying focused and knowing: If you just keep fighting, something good is going to come from it. You never have anything good coming from standing in one spot. So, just staying resilient and keeping working, and not giving up."

"This is a dream come true for me, having an opportunity to play in the NFL, playing at this level. I don't want anybody to ever feel like you can take this for granted."

Tart, in his third NFL season, has gotten a lot of attention this week after making one of the biggest plays in Sunday's game in Indianapolis, when he batted a pass by Colts quarterback Matt Ryan into the air before intercepting it, in the team's 24-17 win over the Colts.

Tart's play made the highlights on all the national TV shows, and the 6-foot-2, 304-pounder has been celebrated in the building.

In the locker room at Lucas Oil Stadium after the game, Tart clutched the football with both hands.

"It's been pretty funny – I'm getting some jokes from the DBs, some of my teammates, about me break-dancing on my head," Tart said. "So, it's been fun and cool, finding other ways to impact the game."

Tart's road to the NFL wasn't an easy one.

Growing up in Philadelphia, Tart played two years of high school basketball at Palmer Leadership Learning Partners Charter School — a school that did not have a football program. Then, prior to his junior year, West Philadelphia High School's defensive coordinator, Karl Patrick, saw Tart playing in a basketball tournament and eventually convinced him to transfer and begin playing football for the first time in his life.

Two years later, Tart continued his football career at ASA College in New York, but he left six games into his first season after an older brother, Rasheed Spencer, was tragically killed in a motorcycle accident. Tart then went to Valley Forge (Pa.) Military Academy, followed by stops at East Mississippi Community College and Ellsworth (Iowa) Community College before landing at Florida International, where he played two seasons.

After going undrafted, the Titans signed Tart as an undrafted free agent in 2020.

In his first three NFL seasons, Tart has played in 22 games, with 15 starts. He's been credited with 28 tackles, four tackles for a loss, 10 quarterback pressures and now the interception.

Tart has started all four games for the Titans this season on the defensive line and he's been credited with seven tackles, five quarterback pressures and the interception.

He's regained a big spot on the team's defensive line.

"The biggest thing for me this offseason was not taking anything for granted," Tart said. "At one point you can feel like you're at the top of the world, the next minute everything can be gone. Coming into this season I just wanted to improve on every little detail that I could to be a student of the game."

"(Coaches) tell me never to get satisfied, and never to get comfortable. After every game I talk to the coaches, and they tell me what I need to work on. You can never be satisfied or be content."

###

MIKE VRABEL IS BECOMING A COACHING LEGEND—THROUGH HIS YELLS AND HIS HUGS

**BY KEVIN CLARK
THE RINGER
AUGUST 31, 2023**

In 2020, Ben Jones, the Tennessee Titans' longtime center, would wake up at 5:30 in the morning with a text already waiting for him. It'd be a screen grab of Peloton cycling stats and a message saying, "Beat that, fat boy."

There are hundreds of little reasons why players buy into Tennessee head coach Mike Vrabel—that's why I went to Nashville this summer to do a story on him. Jones, for instance, told me that Vrabel has long trusted him to be a leader in the locker room, challenging and empowering him to be one; that the veteran coach taught him that a nose tackle playing with more width can be a tell that the defense is in zone coverage. And also that Vrabel occasionally sends texts like "Beat that, fat boy." You can't tell one part of the story without the other. It's all connected. "You always have to make sure you are on top of your game, because he's an asshole," Rodney Harrison, Vrabel's former teammate and now an analyst at NBC, said. "He's a good asshole. I love him. He is one of the best assholes I know."

Vrabel is a 48-year-old former All-Pro defender who's entering his sixth season coaching in Tennessee. He has snagged an NFL Coach of the Year award, won nearly 60 percent of his games, and made the playoffs three times in five seasons—once getting all the way to the AFC championship—despite never having what most would consider an elite roster. He has traversed multiple eras of football—from brutal Steelers and Patriots training camps as a player in the late '90s and early 2000s, to more modern practice setups—and has blended that wide-ranging football education together to create his own style. He is equal parts hardass and

empath. He cares deeply about his players, but he also cares deeply about getting his point across.

Longtime Titans tight end Delanie Walker played against Vrabel in 2010, during the then-linebacker's last year in the league, and he noticed something strange. Vrabel was coaching Walker—or some version of coaching. "He'd help you out," Walker said. "He'd say, 'You better change that stance up, I know it's a pass. You're giving away your technique,' or [talk about] the way I was looking at the line." So eight years later, Walker immediately bought in when Vrabel became his head coach on the Titans.

What Walker noticed first was that Vrabel would air him out in a way most coaches wouldn't to an established veteran. Walker dropped a pass in practice early into Vrabel's tenure and the video was replayed during a meeting. "We don't pay you that much money to drop passes, do we?" Vrabel said. This type of biting sarcasm propels most Vrabel meetings. Harrison remembers Vrabel deadpanning things like, "Still didn't know it was Cover 3, Asante? Still messing up that call, Willie?" to bust chops during Patriots defensive meetings, and he has not changed his approach in the two decades since. Walker learned to love this. "If a coach cusses you out, yells at you, that means he likes you. He wants you to be great," Walker said. "If you can't take coaching to be great, we don't need you."

Vrabel's lack of filter when it comes to football, and his habit of jumping into drills himself, creates a physical, intense practice where you can find basically the entire gamut of human emotions. "Mike is the guy manning a .50 caliber on top of a Humvee or a Bradley and still barking out competent orders," Falcons head coach Arthur Smith, a former Titans offensive coordinator, said of those practices. "That's what I love about him. There is no gray area. If you're sensitive, it is not for you."

I'd thought about doing a Vrabel story ever since I saw a clip from a Raw Room podcast in which Walker and former teammate Daren Bates told a story about ex-defensive lineman Kevin Dodd getting kicked out of a team meeting, and eventually off the team altogether, after an exchange with Vrabel. Walker's summary of Vrabel's intense approach to coaching his players was, it appears, spot-on: "Vrabel is the type of dude to be like, 'I'll fight you, I don't care if you play football; let's go. And I'll coach you right after I fight you.'"

Now let's be clear, Vrabel is not literally fighting players. It just seems like it at times because, well, things can get heated in practice. Then things calm down. "There are no fucking grudges," Vrabel told me. "There's a mistake, an argument, a disagreement, whatever happens. In relationships that I have, I'm moving on. We don't have time to sit there and dwell on what happened. I gotta do my job."

Vrabel believes that in order to get through to players, he needs to do two things: teach them correctly, and show them that what he's holding them accountable for is worth it. "Help them become a better player, which in turn is going to help their family make more money," Vrabel told me of his philosophy. "This is professional sports. We can all say we want to do it for the love of the game. But we also do it to support our families. It's a tough road to playing professional sports, especially football, so there's got to be some of that."

Vrabel said he'll get through to some players by reminding them that if they take care of their body, they'll have a better chance to eventually reach free agency and get a payday. The instructions are simple: This will be hard, but lucrative. "Work on your conditioning, which means you can play for snaps, and then make more plays, which in turn is going to mean someone—whether it's us or somebody else—is going to compensate you accordingly," Vrabel said.

Safety Amani Hooker said Vrabel will explain in granular detail how one shift in technique can change a career. “Everyone is athletic and can jump,” Hooker said of one of Vrabel’s lessons. “The difference between making a play and missing a play is, ‘Are you going to stab when the ball is coming, or are you going to swat and miss the ball?’”

Offensive lineman Aaron Brewer said he was struggling with the two-hand punch technique and driving down on opponents as a rookie, and that Vrabel practiced it with him, hand in the dirt, in the trenches, “many, many times. He got after my ass,” Brewer said. That’s his way, Brewer explained, of showing love.

Wide receiver Nick Westbrook-Ikhine said he was surprised the first time Vrabel jumped into a drill—a punt-block drill, to be exact. “He’s still got it,” Westbrook-Ikhine said. Westbrook-Ikhine was rushing off the edge. Vrabel was in protection. “I was not expecting that stout of a figure. I almost slipped,” Westbrook-Ikhine said.

Defensive tackle Teair Tart said that after his first Vrabel practice he felt: “Horrified.” Actually, maybe horrified isn’t the right word. “But it just felt intense. Direct. He knew what he wanted,” Tart said. Eventually Vrabel was in drills with Tart teaching him how to match his hands with the pad level or pushing from the inside out. Vrabel won him over, Tart said, by “being himself. Period.” That seems to be the whole point.

There is a cliché that great players do not become great coaches, that they lack the ability to teach what was innate to them. Vrabel cuts me off before I can even get the question out. “I don’t think I was a great player,” Vrabel said. “I think I was an above-average player that figured it out. I wasn’t a great, great player.” There is some evidence of this. The stories of future Hall of Fame tackle Orlando Pace dominating Vrabel during their Ohio State practices are legendary. “It was a fucking joke. There’s nobody

been ever better than that guy. Fucking joke,” Vrabel said of those matchups. “I mean, just crazy.”

But the truth of the matter is Vrabel was an NFL All-Pro selection in 2007 and an anchor of some of the most successful defenses of all time in New England. His friend, Wisconsin head coach Luke Fickell, said he recently talked to his team about a “buddy who was not a great athlete but he was a great player.” Fickell believes there’s a threshold of talent needed for football intellect and preparation to be able to thrive on the biggest stage, and that Vrabel passed it. Then Vrabel took it from there. “I always say, God is fair, and when he gives you one thing he doesn’t give you the other,” Fickell said. “He made the ultimate balance when he gave Mike enough ability but with these unique attributes that will make you incredibly successful in whatever you do.” Vrabel has said that as a coach he doesn’t want to rely on talent, even if his teams have it—he wants to rely on fundamentals and technique to raise the team’s floor, which feels like an on-the-nose assessment of how his career played out.

Fickell said Vrabel has had the same ethos for at least three decades. “He was 18 years old and you’d say, ‘What did you think of that?’ and he’d say, ‘I think it sucks.’” This, Fickell said, was rare at an age when most people just agreed with their friends. “It wasn’t always popular, that’s why he wasn’t elected captain [at Ohio State]. But if you looked at it, he was the leader. If a guy couldn’t make his runs it wasn’t like, ‘Hey are you OK?’ It’s like, ‘No man, we’re counting on you, your ass is going.’”

Fickell believes we’re in an age when a lot of leaders just sort of steal the style of others. For instance, a lot of people watch The Last Dance and might say of Michael Jordan, “Oh, he was a leader and he was a prick and he would call people out and that’s what I’m gonna be,” Fickell says. “But no. You have to be yourself.” That, of course, is what’s happening in Tennessee.

It started with Jadeveon Clowney. Vrabel started coaching under Fickell at Ohio State in 2011. And there Vrabel figured out quickly that he needed to dramatically improve his teaching skills, doing less telling—look at how Tedy Bruschi or Tamba Hali played this, etc.—and doing more actual coaching. Then, when he started as the linebackers coach for the Texans in 2014, working with then-rookie pass rusher Clowney, he figured out that there are multiple ways to connect with players. “My first [camp] in New England, we did 10 straight two-a-days,” Vrabel said. “You didn’t have to have a week off, you didn’t have to have a day off after the fucking fifth or sixth day. Two guys quit. Two starting guards quit on that Super Bowl team. It was different. That’s not a complaint. I’m trying to always adapt and adjust.”

When he started to coach Clowney, he realized Clowney wanted to be coached from home, and that Vrabel could coach from his office. “You wanted him to respond to a text message, send him a video clip and start explaining and coaching him whether it was good or bad or a little detail that needed to get fixed or he did something we had been working on,” Vrabel said. “You’d get an immediate response and it’s, ‘OK, this is what these guys like, they like to see themselves, they like to watch it on their phone or whatever it may be.’” This, along with having two young sons at the time, got the coach to adjust even more.

Vrabel starts his sixth, and perhaps his most interesting, season as a head coach in less than two weeks. So all of these adjustments and adaptations will be crucial. The Titans are working to develop new quarterbacks like 2023 second-round pick Will Levis and 2022 third-round pick Malik Willis. The team also has a younger than normal roster, and a new general manager in Ran Carthon. Vrabel will need every trick he’s ever learned.

Fortunately, one thing that comes up when you talk to players about

Vrabel is his command of every position. He does not limit himself to one position of expertise or even one side of the ball. “He knows their checks and our checks,” safety Kevin Byard said of practices. Ben Jones said Vrabel has meetings on Fridays where he teaches football at large, maybe even a little history, instead of one scheme or focus. What Vrabel wants is the ability to have a functional conversation with every player on his team about what that player’s being taught. “So I can go into a receiver room and talk about a release or talk about a coverage from a defensive standpoint, or settling down versus a trap corner,” Vrabel said. “It’s about easy connections. I cannot have a 30-minute conversation with 90 guys in camp right now, right? But I can go into every meeting room, be seen and I can talk in front of the team meeting about all the plays that come up and some of the details that our position coaches are teaching.”

Vrabel’s journey to understand as many schemes as he could started by playing many roles and in many complicated defenses. As a rookie in Pittsburgh, “3-4, blitzing fucking everywhere,” Vrabel said. Defensive coordinator Jim Haslett would introduce a blitz and they’d be out practicing it two hours later. His time with Bill Belichick only accelerated that. Hell, Vrabel caught 10 touchdowns as a spare tight end with the Patriots. In New England, he also learned about preparation, and size and speed requirements at different positions. Because of his varied football education, he does not exclusively subscribe to any particular scheme. Smith said this is one of the major things he loved about working for Vrabel—how flexible his mind is.

Vrabel told me he believes there are a few non-negotiables to winning: You have to protect the football, affect the other team’s quarterback, and be efficient throwing the football. And be great in situational football: Almost 60 percent of games are decided by eight points or less, and a similar number are won in the last two minutes of the fourth

quarter or in overtime. Beyond that, he’s up for more or less anything.

He also believes, Jones said, in individually motivating players. “I came to work every single day and being on that field, being in that locker room, being in a meeting meant something to me,” Jones explained. “So he knew all he had to say is, ‘Hey, you’re not in it, what’s going on?’ He’s questioning my all-in, where my mind was, [why] you’re not bringing the juice,’ because he knew how bad I wanted to win that championship.” All Vrabel needed to tell Jones—and he often did—was it was hot and Jones should pack it up as an old man. Jones was locked in from there.

“And once you’re one of his guys, he trusts you and then you can bring other guys along with you,” Jones said. “As a leader you had to earn it every day. We have a unique relationship. We would be in each other’s face because I don’t want to come out for a rep, then I’d hit him with a pie for his birthday.”

Jones told me the story behind a now-viral clip of a tunnel hug between the two last year in which Vrabel can be heard saying, “I’ve never seen anything like it,” while getting emotional. Jones said Vrabel knew how hurt Jones was—in that game alone he was battling a stomach flu, torn MCL, and a high ankle sprain. Jones badly wanted to stay in the game and let Derrick Henry finish things off by running out the clock in a four-minute drill. His reasoning was simple: Jones was in Year 11 and “the next oldest guy was in like Year 4. So I wanted to make sure those guys knew I wasn’t going to leave them out to dry. I’m here for you. So I was just trying to be that guy for him. And Mike knew how bad I was hurting and what I was going through that day. He was just—it’s just one of those moments where everything happened.”

But crying is the exception for Vrabel, not the norm. Normally, he’s talking shit to everyone on the practice field. “Saying, ‘We did this when we won a Super Bowl,’” Jones

said to describe Vrabel’s mixture of humble brags and just outright brags. “He’ll say, ‘Oh I used to take all the defensive reps, then turn around and play scout team safety,’” and I’d say, ‘Did you take 100 snaps a day, old man? There’s no way you took all those reps.’”

Unfortunately for Jones and the other players who like to needle Vrabel back, his stories are mostly true. “He loved practicing on the scout team. He loved it. Loved it!” Harrison said. “He didn’t care if he had to be Ed Reed, the free safety, Ray Lewis, middle linebacker, or one of the great defensive ends, he would play that role. I was a great practice player and I’m like, ‘Look at this dude. He’s out running special teams, starting defense, nickel, goal line and he’s playing scout team defense. That is phenomenal.’” This simply didn’t happen in the NFL, Harrison said. “He’s running R3 [position] on kickoff running down and it’s 90 degrees, full speed, juking guys, tagging off on the runner inside the 20, and he’s celebrating like he had three sacks. It was just so important to him.”

It is still important to Vrabel, of course. But this season, he’s once again looking for the thing he’s always looking for. One time, he said, an opposing coach told him after a game that his team played their asses off. “It was the greatest feeling in the world,” Vrabel said. “It’ll be the best compliment I ever get. Not that we had a good play or a cool blitz. That we played our asses off. That’s all I need.” That and some Peloton wins, I guess

###

**TITANS COACH MIKE
VRABEL VOTED INTO
PATRIOTS HALL OF FAME**

**BY JIM WYATT
TENNESSEETITANS.COM
MAY 4, 2023**

NASHVILLE – Titans head coach Mike Vrabel has earned some pretty nice recognition for his playing career – on Wednesday, Vrabel was voted into the Patriots Hall of Fame.

A three-time Super Bowl champion with the Patriots, Vrabel was voted by fans as the franchise's 34th inductee. Vrabel joins Troy Brown (2012), Tedy Bruschi (2013), Kevin Faulk (2016), Ty Law (2014), Matt Light (2018), Willie McGinest (2015) and Richard Seymour (2022) as the eighth player to enter the Patriots Hall of Fame as a three-time Super Bowl Champion with the team.

The date and time for the 2023 Patriots Hall of Fame induction ceremony will be announced at a later date.

"It's my pleasure to announce Mike Vrabel as this year's selection to the Patriots Hall of Fame," Patriots Chairman and CEO Robert Kraft said. "Mike's leadership and versatility were principal to one of the most successful eras in franchise history, propelling the Patriots to three Super Bowl titles in four years and establishing multiple NFL records for consecutive-game win streaks. Many Patriots players have made contributions in all three phases of the game, but none more significantly than Mike. He was an eight-year starter on defense who also regularly contributed on special teams and is the only player in NFL history to score touchdowns on his first 10 career receptions, including touchdowns in back-to-back Super Bowl victories. He was respected for his football intellect and was destined to become a head coach in this league. I look forward to welcoming him back to New England, where his induction will preserve his legacy as one of the

greatest players in franchise history."

Vrabel, who took over as head coach of the Titans in 2018, joined the Patriots before the 2001 season, following a four-year career with the Pittsburgh Steelers.

During his eight seasons in New England, Vrabel played a key role on defense on three Super Bowl championship teams (2001, 2003 and 2004). He also caught eight regular season passes and two more in the playoffs. All 10 of his receptions were for touchdowns, including receptions in back-to-back Super Bowl wins over the Carolina Panthers in Super Bowl XXXVIII and Philadelphia Eagles in Super Bowl XXXIX.

Vrabel earned Pro Bowl and first-team Associated Press All-Pro honors following the 2007 season.

Beginning in 2007, the Patriots started a new tradition, inducting one player or head coach into the team's Hall of Fame each year. The process for induction involves a panel of media, alumni and staff who collectively nominate the players or head coaches most deserving of induction. After the nominations are made, the committee votes and the top three tallies become that year's finalists. The Patriots then give fans the opportunity to vote online to select each year's hall of fame inductee. The Patriots are the only team in the NFL that allows their fans to make the final selection for enshrinement into the franchise's highest honor.

###

THERE'S ANOTHER SIDE OF TENNESSEE TITANS COACH MIKE VRABEL- JUST ASK LUKE FICKELL

**BY GENTRY ESTES
THE TENNESSEAN
AUGUST 24, 2022**

He was ready to roll. He'd found tickets. He'd be off work for once, and some of his kids could accompany him.

Luke Fickell was excited. So much so that he was set to throw on a little two-toned Tennessee Titans gear and cheer like any other home fan in Nissan Stadium during January's big playoff game against the Cincinnati Bengals.

But then, Fickell said, "It really started to hit me."

How would that look? Would people understand why?

The University of Cincinnati's celebrated football coach, after all, couldn't be like any other fan, and certainly not for that game. "Thank goodness," Fickell said, a basketball tournament with his kids kept him home and away from Nashville that day.

"I didn't want someone to see me and think, 'Whoa now, you're supposed to be a Cincinnati guy,'" Fickell said.

"But the roots are a little bit deeper than that."

Titans coach Mike Vrabel (left) and University of Cincinnati coach Luke Fickell catch up during the Bearcats' pro day in 2022. The two successful coaches have remained close friends since their days as roommates at Ohio State.

The idea that Fickell – who lives across the street, by the way, from the Brown family that owns the Bengals – would root against Cincy's other football team shows how close his friendship is with Titans coach Mike Vrabel.

And for how long it has lasted, two decades and counting.

A famous football friendship

They started as college roommates and teammates at Ohio State, became coaching colleagues three years later and have remained supportive sounding boards for each other – to talk football, family, whatever – as each has neared the pinnacle of a cutthroat profession.

Vrabel was the NFL's coach of the year last season for leading the Titans to a 12-5 record and the AFC's No. 1 seed.

Fickell, meanwhile, won at least eight different national coach of the year awards, taking the 2021 Bearcats to 13 wins and a spot in the College Football Playoff.

In the past four seasons, Fickell has gone 44-7 with a Cincy program that went 4-8 in 2017, his first season. Soon after, Vrabel took over the Titans in 2018, beginning his own run of four consecutive winning seasons.

It's tempting to think these two could become a more contemporary version of Bill Belichick and Nick Saban, football's greatest pro-college coaching friendship, with each having enjoyed historic success after working together previously.

But with Fickell and Vrabel, it's different. They are closer. They were friends first.

Fickell was the best man at Vrabel's wedding.

"I don't even look at us as head coaches," Vrabel said. "Like, I have a conversation with other head coaches and then I have a conversation with Luke, and it's far different."

As I'm witnessing the two coaches catch up on an early morning Zoom call between Nashville and Cincinnati, I quickly realize what Vrabel meant by that.

Cincinnati coach Luke Fickell looks over a play during a spring practice at Nippert Stadium in Cincinnati on March 24, 2022.

I sense that I'm privy to something most won't see. Once together, two famous coaches are oddly at ease. They'd just be normal buddies and dads – talking families, bringing up memories, ribbing each other – if the conversation didn't also delve into red-zone offense and how it differs in college and the pros.

Or how Fickell didn't make it to the start of the Titans' training camp as planned, because his wife showed up in his office with plane tickets to Marco Island, Florida.

"He called from the beach as the waves were crashing," says Vrabel.

"And he said, 'Good decision,'" Fickell adds.

Back at Ohio State

Of the two, Vrabel was the one who always saw himself coaching. Fickell used to want to be an eye doctor after he was done being a defensive lineman.

They met in the mid-1990s on Vrabel's recruiting visit to Ohio State. Fickell – who is a year older – hosted. Vrabel had previously visited Michigan and was leaning toward going there, he said, but ultimately "just felt much more comfortable with the players at Ohio State."

Ohio State's Mike Vrabel, left, sacks Indiana quarterback Jay Rodgers, center, with help from teammate Luke Fickell during the first half of a game in Bloomington, Indiana, on Nov. 16, 1996.

After Vrabel's first year, they ended up sharing an apartment. Fickell did most of the cleaning. Vrabel took care of the cooking, as he knew how.

"I didn't have a choice," Vrabel said. "I was an only child. I was fat and I wanted to eat, so I had to cook."

Fickell's brief try at the NFL was spoiled by a knee injury, leading him into college coaching – rather than optometry. Vrabel became a 14-year NFL veteran, and with each of his new contracts, Fickell would kid him about not needing to coach after all. Vrabel insisted anyway, and Fickell eventually took him up on it.

In May 2011, with Vrabel at the end of his playing career, Ohio State coach Jim Tressel resigned amid an NCAA infractions scandal. Fickell, a long-time Tressel assistant, became the Buckeyes' interim coach for the 2011 season, which was rapidly approaching. He reached out to Vrabel to join his coaching staff.

"If you're going to hire somebody for a unique situation like that," Fickell said, "you want to hire somebody that you trust and believe and is going to have your back. It was a no-brainer. I just didn't know if it was really something that he really, really wanted to do or he just wanted to help out."

The perception was that Fickell talked Vrabel into retiring as a player, but that wasn't necessarily the case, Vrabel said. Given that he wasn't under contract at the time, Vrabel said he had pretty much made up his mind already. He'd stopped training. Then came "a great opportunity" at his old college.

The 2011 season was rough for anyone associated with the Buckeyes, especially Fickell and Vrabel. They lost their final four games, including a bowl – all by one score or less – to finish with a 6-7 record. It remains Ohio State's only sub-.500 season since 1988.

"I remember how awful '11 was and how much Luke wanted to do well for Ohio State, for the kids," Vrabel said. "The program was just kind of in turmoil. I didn't know how to help him. I mean, I tried to listen a lot."

"It was unique," Fickell said. "There was only one guy who was probably

there every night, whether it was 10:30, 11, 12 o'clock at night, to be able to sit and just kind of decompress and talk to about it. And it was him."

Ohio State defensive line coach Mike Vrabel and defensive coordinator Luke Fickell discuss strategy during the Big Ten Championship Game between Ohio State and the Michigan State at Lucas Oil Stadium on Dec. 7, 2013.

When Urban Meyer was hired by Ohio State after the season, he ended up retaining Fickell and Vrabel – which is rare in coaching. Fickell coached the Buckeyes' defense up until he took the Cincinnati job before the 2017 season.

Vrabel coached the D-Line for a couple of years before opting to leave for the NFL's Houston Texans.

"It was like, 'OK, I felt like I've learned enough,' and I wanted to move on," Vrabel said.

"After being down there at one OTA," Fickell said. "I kind of looked at him and said, 'I think you are in the right spot. If you want to do this and continue to move forward, I think that you can be a head coach in five years.' That was just my opinion just by watching his presence and how people reacted to him."

Friends first, coaches second

For what it's worth, Fickell believes Vrabel could have "no doubt" been successful in college, too.

Vrabel feels the same about his friend and the NFL.

"Yeah, Luke could coach in this league," Vrabel said. "We've talked about it. But the thing that I always respect about Luke is that whether he had opportunities to go to other places or not, he did what was best for him and his family — and not just chase every job that came up or that somebody called him about. I always respected that."

Fickell, who has six children, has been linked before to pro opportunities. NFL.com reported in December that he had spoken to the Detroit Lions the year before "and the expectation within the league is Fickell will be in the mix for NFL jobs again in the upcoming hiring cycle, if he's interested."

If he's interested.

That could be a big 'if,' sounds like.

"(Vrabel) talked to me when he was down in Houston about, 'Hey, you need to get in the NFL. You need to come do this,'" Fickell said. "I don't know. I don't see myself being able to maybe transition as well as he did. ... The ability to have that presence – because he played 14 years and because he has three Super Bowl rings – I think as an outsider sometimes that becomes a little bit more difficult."

When it comes to Vrabel, Fickell kept going back to that word: "Presence."

Mike Vrabel, the reigning NFL Coach of the Year, has guided the Tennessee Titans to four straight winning seasons, including a 12-5 finish and No. 1 seed in the AFC playoffs in 2021.

He always had that, Fickell said. It's why he says his pal has become one of the most respected coaches in the NFL.

But Vrabel is still his friend. So while he'll tell me those kind words, he's not saying them once Vrabel joins the Zoom call.

I ask, do they brag on each other?

"I try to help Luke recruit. I try to praise that program as much as I can," said Vrabel, joking that he'll listen to interviews and Fickell doesn't do the same.

He's wrong about that, though. I'd just heard it.

"There's not as many tight connections that are going to truly

last in a lifetime,” Fickell said. “... I cherish the unique ones that you know won’t change no matter what, whether it’s 15, 20 years down the road.

"For me, he’s one of those guys.”

#

**TITANS HC MIKE VRABEL
NAMED AP 2021 NFL
COACH OF THE YEAR AT
NFL HONORS BEFORE
SUPER BOWL LVI**

**BY JIM WYATT
TENNESSEETITANS.COM
FEBRUARY 10, 2022**

LOS ANGELES – Titans head coach Mike Vrabel on Thursday night was named 2021 NFL Coach of the Year by the Associated Press.

Vrabel was recognized at the NFL Honors here in Los Angeles just three days before Super Bowl LVI.

"It is an honor and a privilege to play and coach in this league," Vrabel said on stage. "And having coached in the Pro Bowl (last week), I know our game is in good hands. My job and every coach's job is to teach, develop and to make a connection, and to make an impact.

"I want to thank our owner, Amy Adams Strunk, and I want to thank my family. I want to thank my wife Jen, I want to thank my sons Tyler and Carter. I want to thank my best friend – I want to thank (John Streicher) 'Stretch' (the team's Coordinator of Football Development). This is a reflection of our 91 players that helped us win 12 games, and our coaching staff. Thank you, and this is a pleasure."

Last month, Vrabel was also named 2021 Coach of the Year by the Professional Football Writers of America (PFWA).

Vrabel guided the Titans to a record of 12-5 during the regular season. Vrabel's Titans captured the AFC's No.1 seed for the first time since the 2008 season. The 12 wins in the regular season were the most for the franchise since 2008, when the Titans finished 13-3.

During a zoom interview after the presentation, Vrabel discussed the strong culture in Tennessee while working alongside General Manager Jon Robinson. The Titans announced on Tuesday they'd

agreed to a contract extensions with Vrabel, who was hired before the 2018 season, and Robinson, the team's GM since 2016.

"I think it is about the people that we bring in, and it is also about our leaders," Vrabel said. "Everybody talks about culture, and the thing that I tell our football team is we are going to define our culture by what we look like when we are at our worst. Because it is easy to say everybody has a great culture when you are winning. But when you go through struggles and maybe you lose a couple of games in a row, that is maybe when I take a peek and see what our culture looks like. I am excited about it because we have had adversity and we've been able to persevere through that."

Vrabel said Amy Adams Strunk "demands the best of Jon and myself, but she let's us do our jobs."

"If there's things that she wants, she will tell us, and obviously we do it," Vrabel said. "But she allows Jon and I to do our jobs, she trusts us to work through things, to have conversations about personnel, and about the direction of the team. ... She's given us the resources to continue to build meeting rooms and classrooms (at the facility) to help team our players. I can't say enough about her and her family."

Vrabel's Titans won the AFC South for the second straight season in 2021, and the organization made its third consecutive postseason appearance in his four seasons as head coach.

The Titans used 91 players during the 2021 season, an NFL record for a non-strike season.

Vrabel's overall record since taking over as coach of the Titans is 44-27, including regular season and playoffs. In 2021, Vrabel tied Jack Pardee for the most total wins by a head coach in his first four seasons with the organization. In Pardee's first four seasons as head coach from 1990 through 1993, the Oilers were 43-26, including playoffs. Of all Titans/Oilers head coaches with

at least four seasons with the franchise, Vrabel's career winning percentage ranks the highest.

On several occasions Thursday night, Vrabel thanked those around him.

He said coaching – and playing – is a commitment from everyone, so everyone shares in success.

"That goes for the coaching staff, and their families," Vrabel said. "And I always tell our players: Go back and look when we lost to the Jets, the number of people that texted you after that game. Because everybody texts you when you win, but nobody texts you when you lose and says, 'Hey, hang in there. You'll get them next week.' But that's what our families do, and that's what our kids do.

"So, I am always reminding that to our players: Not too many people remember you when you lose, or text you when you lose, and (the families) are in it for the long haul."

###

**BIGGER STRONGER OLB
RASHAD WEAVER
ANXIOUS TO SEE HIS
HARD WORK PAY OFF ON
FIELD FOR TITANS**

**BY JIM WYATT
TENNESSEETITANS.COM
JULY 5, 2023**

NASHVILLE – Rashad Weaver chuckled when asked what he sees when he looks at his rookie photos.

"The boy looks a little frail," Weaver said with a smile. "He looks a little slender."

The Titans outside linebacker doesn't look that way now.

With some hard work – he spent a good chunk of his offseason working with a trainer known as "Monster Maker" – Weaver feels bigger and stronger than ever.

But it didn't come easy.

"That entails workouts for three hours in the weight room, where you lay on the ground and say: 'I hate this' every day," Weaver said. "And on the off days you go run hills, 50-yard sprints up the hills that's working your speed and your leg strength and your drive.

"But I know it's working, because I can feel the difference. And, the easiest way to know something is working is when you see the difference or other people see the difference in you and they make remarks about you.

"For someone like me, it just makes me want to keep going."

Weaver, a fourth-round draft pick by the Titans in 2021 who is now heading into his third NFL season, is looking to make a bigger difference for the team in 2023.

He plans to do it by taking advantage of the work he's put in away from the facility, combined with the work during the team's offseason program, including OTAs and minicamp.

A 6-foot-4, 259-pounder, Weaver played in 16 games for the Titans in 2022, and he totaled 5.5 sacks, 39 quarterback pressures, and 27 tackles. It came one season after his rookie year was cut short after just two regular season games because of a broken leg that had him getting around on a scooter for a long stretch.

When last season ended, Weaver said he went into "hibernation mode," sleeping for nearly two weeks to let his exhausted body recover.

He then went to work.

Weaver said most of his focus this offseason has been on his lower body strength, although he'd packed some muscle mass on his upper body as well while working at an old gym in Fort Lauderdale, Florida, before returning to Nashville to work at Ascension Saint Thomas Sports Park.

And when he watched film of himself this offseason, he took notes.

What he saw was a guy who wasn't always able to finish because of what he felt was a lack of lower body strength. Surgeries in recent years to repair a torn ACL and then the broken leg proved to be big hurdles.

"The biggest thing for me (to focus on) was strength, and that's where I put a lot of work in this offseason," Weaver said. "I'd never been a huge weight room guy, but coming off leg injuries in the past, those are things that knock your leg strength back.

"So now I can go out here and really bully guys and have play strength and play through contact and finish a lot of things that were really just right there last year, and really be better overall. ... These are grown men out there."

Weaver now feels like he's one of those grown men.

Heading into Year 3, he looks and feels more explosive.

He wants to see it play out on the field.

"I made it here for a reason," Weaver said. "So, it's up to me to do what I do with the opportunity."

###

**TITANS AGREE TO TERMS
WITH TE TREVON WESCO
ON A ONE-YEAR DEAL**

***BY JIM WYATT
TENNESSEETITANS.COM
MARCH 31, 2023***

NASHVILLE – The Titans have agreed to terms with veteran tight end Trevon Wesco on a one-year deal.

Wesco, drafted in the fourth round of the 2019 NFL Draft by the Jets, has played in 54 games over the past four seasons, with 13 starts.

The 6-foot-3, 267-pounder played in 2022 for the Chicago Bears after playing his first three NFL seasons with the Jets.

Wesco, who played college football at Lackawanna College and West Virginia, has caught eight passes for 113 yards in the NFL. He caught two passes for 26 yards while playing in 14 games, with one start, last year with Chicago.

Wesco, regarded as a sturdy blocker, also has experience as a fullback.

During his final season as West Virginia, Wesco was an all-Big 12 first team selection after making 26 catches for 366 yards, averaging 14.1 yards per catch, and one touchdown. He overlapped with Titans assistant Tony Dews at West Virginia for a season. Dews is now tight ends coach with the Titans after previously serving as running backs coach under head coach Mike Vrabel.

###

THIS RECEIVER TOOK A DIFFERENT ROUTE

**BY DAVID BOCLAIR
SI.COM
JANUARY 19, 2022**

NASHVILLE – Nick Westbrook-Ikhine readily admits it. He had a Plan B.

His first choice was to play football for a living, but he was not convinced it would happen. It did not help that he was not selected in the 2020 NFL Draft following a productive career at Indiana University.

“There was a time I was interviewing for jobs while finishing up my senior year at IU where [I thought] I just have to have that backup,” he said. “You never know what is going to happen. But I knew I was going to have an opportunity and just figured I would make the best of what I have. That’s really all I could ask for – to have this opportunity.”

To say that he has made the most of it would be an understatement.

There were 35 wide receivers selected in the 2020 NFL Draft, and the Titans did not take any of them. Instead, franchise officials covered their bases with four undrafted players at that spot (they did not sign more than two at any other position). Krisitian Wilkerson (Southeast Missouri State) has appeared in four games with the New England Patriots, and Mason Kinsey (Berry College) made his NFL debut with the Titans this season but has not seen the field since. Kyle Williams (Arizona State) has never played in a game.

Westbrook-Ikhine, on the other hand, has played 30 out of a possible 33 games and has progressed from a special teams performer to a role player on offense to his current role as a significant contributor in the passing game. He was the Titans’ second-leading receiver this season with 38 receptions for 476 yards and four touchdowns. In the three games A.J. Brown spent on injured reserve,

it was Westbrook-Ikhine who played more snaps than any of the team’s other wide receivers.

Only 19 of wide receivers drafted in 2020 have caught more passes through their first two seasons than Westbrook-Ikhine, who has 41 for 509 yards and four touchdowns. Just 14 have more touchdown passes.

“There’s definitely times I’m sitting at the house and I kind of realize the position I’m at and the blessing I have to be on this team (and) have a role – a solid role – on this team,” Westbrook-Ikhine said. “Yeah, I’m definitely proud of what I’ve been able to accomplish.”

That road from obscurity to importance makes Westbrook-Ikhine the exception Saturday when the Titans host the Cincinnati Bengals in a matchup that features a handful of sure-things – or as close to it as you can get.

Combined, the offenses include two wide receivers who were top 10 overall picks – Tennessee’s Julio Jones (sixth, 2011) and Cincinnati’s Ja’Marr Chase (fifth, 2021) – and three others who were second-round selections – Tennessee’s A.J. Brown (2019) and Cincinnati’s Tee Higgins (2020) and Tyler Boyd (2016).

All of them have lived up to expectations. Jones, Brown and Boyd have multiple 1,000-yard seasons to their credit, and Jones is one of the NFL’s all-time leading receivers. Higgins topped 1,000 receiving yards for the first time this year, and Chase set an NFL rookie record with 1,455 this season.

Westbrook-Ikhine won’t be mentioned in the same breath as any of them anytime soon, but – in the most literal sense – he absolutely is in their league.

“We have always had confidence in (Westbrook-Ikhine),” coach Mike Vrabel said. “I think he has developed. ... He blocks for us. He plays on special teams. He knows multiple positions. Those types of players are very valuable to a team.”

Even if they are not obvious choices from the outset.

Or, if they question whether they belong every now and then. Westbrook-Ikhine, for example, admits to occasional insecurity about his career choice.

“I feel like that’s just a natural human thing,” he said. “Doubt creeps in at times. I feel like it kind of shows its head when you play poorly because there’s doubt in your mind. I just have to kind of roll with those punches and realize what God put me on this earth to do – this gift and talent he gave me – and try to use it to the best of my ability.”

###

**TITANS SELECT
CINCINNATI TE JOSH
WHYLE IN FIFTH ROUND
OF SATURDAY'S NFL
DRAFT**

**BY JIM WYATT
TITANS ONLINE
APRIL 30, 2023**

NASHVILLE – The Titans selected Cincinnati tight end Josh Whyle in the fifth round of Saturday's NFL Draft.

Whyle, selected with the 147th overall pick, is an athletic big man who proved in college he can make plays, scoring 15 touchdowns.

Whyle said he met Titans head coach Mike Vrabel several times in the past year, as Whyle's former college coach, Luke Fickell, was roommates with Vrabel at Ohio State.

"It was a good conversation (with Coach Vrabel)," Whyle said of his draft day call. "When that call came, I don't even know if he could understand what I was saying. My heart was pounding. It was a pretty cool moment. ... We're both just excited for me to get down there and contribute any way I can to the team.

"(The Titans) like the idea that I can do a little bit of both – I can be an in-line blocker, and they can spread me out to be able to catch the ball. Not only that, but I think I have good special teams value."

Whyle (6-6 ½, 248), a former receiver who switched to tight end, caught 32 passes for 326 yards and three touchdowns last season for the Bearcats. He caught 88 passes for 1,062 yards for 15 touchdowns in his college career. He was a first-team All-American Athletic Conference performer in 2022, when he played in 12 games, with 10 starts.

Whyle caught six touchdowns in both 2020 and 2021.

Whyle ranked 78th on Bruce Feldman's 2022 Freaks List for The

Athletic (4.65 in the 40, 35.5" vertical, 10'3" broad, 20 mph on GPS, 16 reps of 225).

"I'm 6-6, 250 and I think I can move really well," Whyle said. "Growing up I played every sport you can imagine. My parents started me out in gymnastics when I was young, but I played basketball and football throughout high school. Football is something that I've always been good at, and it's something I've always found fun, which I think is really important.

"If you are going to play this game and make a career out of it, you have to have fun with it."

###

**TO UNDERSTAND
TENNESSEE TITANS'
MALIK WILLIS, START
WITH HUGH FREEZE'S
'OH MY GOSH' MOMENT**

**BY BEN ARTHUR
THE TENNESSEAN
MAY 22, 2022**

Hugh Freeze wanted to pull his hair out.

The Liberty Flames football coach watched his team go through a red-zone drill during practice. That's when his star quarterback, Malik Willis, threw an interception. A defensive lineman tipped the pass and a defensive back scooped it up.

Freeze, fuming, saw Willis go over to the defense and congratulate the two players responsible for the turnover. He told them how great of a job they just did.

Then Willis came over to his frustrated coach. And like the countless other times Freeze has been angry, his quarterback just placed his arm around him:

We'll make the next one, coach. Well make the next one.

"While it may drive me crazy, it made everybody in that locker room want to follow him and want to be around him," Freeze said. "He has this attractive humility about him to where it was never really about him. It doesn't mean he's not competitive. ... He's just got that rare quality in today's time where he's not seeking others' approval."

Willis' former coaches and trainers who spoke to The Tennessean described the Tennessee Titans third-round rookie as joyful with a magnetic aura.

It offered a glimpse into the personality of the man the Titans drafted as their potential quarterback of the future. Willis will sit behind veteran incumbent Ryan Tannehill for at least a season.

'He sets the temperature for the room'

John Ford recalled the mornings during the 2016 high school football season.

The coach at Roswell High School in Georgia at the time, Ford and his staff would hold meetings, watch film and plan practice at the field house. And every day, no matter what, Willis stuck his head through the door, smiling and grinning ear-to-ear:

Hey, coaches. How are you doing?

"He had such a great demeanor at all times," said Ford. "Always smiling. Always connecting with others. Making others around him feel better.

"He's not a thermometer. He's a thermostat," added Ford. "He sets the temperature for the room and always does it with tremendous joy. ... If you have a bad day around Malik Willis, there's something wrong with you."

In college, Willis went on quarterback retreats during spring break. The group – which featured future first-round draft picks Dwayne Haskins, Justin Fields and Trey Lance – would spend a week in Los Angeles or Miami to train daily.

"Even amongst a group of peer, elite quarterbacks, he was always the one people gravitated to," said Sean McEvoy, a private quarterback coach who has worked with Willis since he was a junior in high school.

Willis is "mild-mannered" until you get him talking about something he's passionate about, McEvoy explained. Football, golf, music and video games are some of those passions.

On those topics, he'll go from just hanging out to leading the conversation.

"Very much likes to think through things," McEvoy said. "He likes to process. I think he's very thoughtful in opinions he expresses. Like he

wants to feel he's wrapped his head around (a concept) before he'll give an opinion on a topic.

"I think it's very similar to the way he processes things on the football field."

Developing as a quarterback

When Willis arrived at Liberty in 2019, the NFL was the furthest thing from Freeze's mind when assessing his new quarterback.

The Flames knew he could run. They felt confident they could win games with him. But he attempted just 14 passes in two years before transferring from Auburn. His limited snaps focused on his running skills. The biggest unknown was whether Willis could be a functional passer.

He was on the scout team his first year at Liberty, ineligible to play as a transfer. By spring 2020, Willis was an "average" practice player still learning the offense and honing his mechanics, according to Freeze.

Then came the following season.

"We get to the fall and turn the lights on and five games in you're thinking, 'Oh my gosh,'" Freeze said. "'He's got something to him.'"

Freeze, a college coach for 13 years, including five seasons at Ole Miss in which he beat Alabama twice, said Willis can make "every throw" and has the best arm strength of any player he's ever coached. Coupled with his running ability, he said Willis has a skillset similar to Lamar Jackson and Josh Allen, though he prefaced with, "I'm certainly not saying he's ready to be in a sentence with those guys."

In two seasons at Liberty, Willis completed 62.4% of his passes for 5,117 yards, 47 touchdowns with 18 interceptions. He also had 338 carries for 1,822 yards and 27 TDs for the Flames.

"His arm is dynamic," said Quincy Avery, a top quarterback trainer who works with Willis. "He has an

ability to extend plays and do so much with his legs that, as a young quarterback trying to figure things out, he's going to have the ability to do some things that are going to allow him to be successful, even if he doesn't understand every single defense you're throwing at him."

There's the potential that made Willis a potential first-round pick – and there's the concerns that caused him to fall to the Titans in the third round.

He took a lot of sacks at Liberty, finishing No. 1 in the FBS with 51 in 2021. The 18 interceptions came in 23 starts for the Flames.

Freeze said the sacks weren't Willis' fault, proclaiming his team "just didn't protect well" and if not for Willis, the sack numbers would've been "double."

As for the interceptions, Freeze said there were some "bad ones." But there were too many good reads and throws to be overly concerned, Freeze explained.

"You can take a cut-up of his two years (at Liberty) and you can pull those and certainly make your case to be negative with him," said Freeze, "but I guarantee you I can pull 10 times that many where you say, 'Oh, wow. What a throw.'"

Freeze described Willis' growth as a passer at Liberty "transformational." But his journey started at home in the Atlanta area, where he's worked with McEvoy since transferring from Westlake High School – where Cam Newton attended – to Roswell ahead of his senior year. Avery entered the picture early in his college career.

In high school, building consistency in Willis' throwing mechanics took priority. It was tightening up his upper-body arm motion. Tweaking his arm path to make it more efficient and free flowing. Making sure his full cleats were in the ground so he had a good base to generate consistent power.

In the pre-draft process, McEvoy and Avery built on the things he wasn't asked to do at Liberty. They dove into NFL concepts, studying coverages he'd face at the next level.

Avery said the knock on Willis for playing in Freeze's run-pass-option scheme is "overblown."

"There aren't a lot of guys in college who do necessarily the same things that they're going to be doing in the NFL," said Avery. "It's just, 'How quickly are they going to pick up the playbook?' And I think he is really smart and will be fine."

Liberty head coach Hugh Freeze looks towards his team during the second half of an NCAA college football game against Mississippi in Oxford, Miss., Saturday, Nov. 6, 2021. Mississippi won 27-14. (AP Photo/Rogelio V. Solis)

But Freeze said he'll need to speed up his reads, as he'll face faster and more athletic defenders at the NFL level. McEvoy wants to see his consistency as a pocket passer improve; knowing when to use his athleticism versus when to just check the ball down and take the yards he can get.

After operating primarily out of the shotgun at Liberty, Willis will play more under center for the Titans. He had exchange issues on the first day of rookie minicamp earlier this month, though it was clean the following day.

"I just expect myself to come to work every day as long as God wakes me up," Willis said at rookie minicamp. "Just come out here and enjoy myself and try to be the best player I can be. Fight through the mistakes, fight through the successes.

"Either way it goes, you got to stay calm, cool and collected."

'It's a game at the end of the day'

Willis backed up Jarrett Stidham for two seasons at Auburn. Then he was the odd-man out in the competition

to replace him in spring 2019, leading him to the transfer portal.

A three-star recruit in the 2017 class, Willis was listed as an "athlete" by major recruiting sites. Virginia Tech, where he initially committed, wouldn't give him a chance to play quarterback, according to Ford. People constantly told him to try receiver and defensive back. He wasn't a quarterback full-time until his senior year of high school.

But Willis always knew he was a quarterback.

"You got somebody who plays receiver or plays safety or plays something (else) that you could put at quarterback and win. But I was the opposite," explained Willis. "I was a quarterback that could play (other positions). ... So it wasn't really a conviction. It's an identity. It's what I am."

What he is, too, is a "kid at heart," Freeze said.

Like how he maneuvered the question about his relationship with Tannehill, who had made headlines saying it's not his job to mentor Willis.

When first asked about Tannehill's comments, Willis said "what comment?" before laughing and saying "everything's cool," diffusing what had become a hot-button narrative in the NFL.

"It's a game at the end of the day," said Willis. "I mean, it's a very important game to a lot of people, but it's a game at the end of the day. You go through way worse stuff in life. You have to understand that and be resilient as a person outside of football. I feel like when it comes to football, you just have to be strong minded and understand it's not your identity.

"I feel like you're supposed to use this platform for something," he continued. "I use it for God."

**TREY WOLFF WAS A
CONSTRUCTION
WORKER. NOW HE'S
BATTLING FOR
TENNESSEE TITANS
KICKER JOB.**

**BY NICK SUSS
NASHVILLE TENNESSEAN
AUGUST 8, 2023**

It took only three months of grueling physical labor before Trey Wolff realized he preferred life as a kicker.

Wolff stopped thinking about any NFL aspirations before his senior season at Texas Tech. After a big year that included overtime game-winners against Texas and Oklahoma, he still wasn't sure he had a pro future. So he did the safe thing and got a day job.

For as long as he could stand it.

"I was working in construction for three months before this," Wolff said. "After I was doing that, I was like 'Dang, I should kick a football.' "

His days mostly consist of kicking footballs now. Along with second-year player Caleb Shudak, he's competing for the Tennessee Titans' kicking job in training camp, a job that has been up for grabs since the team released veteran Randy Bullock in February.

Wolff, the construction worker

At about the time the Titans were moving on from Bullock, Wolff was just moving. He was living in Houston helping to build an apartment complex, waking up at 3:30 a.m. for his shifts and finding time around 6 p.m. to practice for Texas Tech's pro day.

The 6-foot-4 Wolff showed off his big leg at the pro day. He wasn't convinced he would be drafted based off the showing, but he had enough confidence to say he could push for a job in football.

"Pro day went well and I was like, 'I've got to get off this job site and get on some football fields,' " he said.

The Titans added Wolff as an undrafted free agent shortly after the 2023 NFL Draft ended. He says the Titans were his first choice and the first team that reached out to him, so he and his agent agreed to the offer pretty quickly.

The Titans' kicking competition

He and Shudak haven't separated their performances much three weeks into training camp. Wolff admits that he thinks they've been feeding off one another. A good day for Shudak usually means a good day for Wolff, and if one has a bad day, the other probably will, too.

Wolff and Shudak have alternated practices handling live kicking responsibilities. Tuesday, for example, was Wolff's day to kick in team periods. He went 10-for-11 on all kicks, his lone miss coming from 40 yards. He converted on a 51-yarder, two 47-yarders and a 44-yarder.

His last kick of the day was a 47-yarder at the end of a two-minute drill where he had to race onto the field and convert as the clock was ticking down. He barely squeaked it through the uprights after making his 51-yarder earlier in the day with plenty of room, and after practice said he mis-hit the ball. Though, as Wolff also pointed out, it's not a bad thing when your mis-hit kicks go through.

Titans coach Mike Vrabel said the decision on whether Wolff or Shudak wins the kicking competition will come down to situations like that one. The coaches aren't just counting which kicks go in and which ones don't. They're tracking the paths kicks take in the air, judging how straight they are and how much power is behind them, gauging how likely the kicks are to go through against live rushers and whether the makes are replicable or if they're coming in spite of bad habits.

Wolff will have the first chance to showcase his kicking ability in front of an audience on Saturday when the Titans play their preseason opener against the Bears in Chicago (noon, News Channel 2). Wolff said he doesn't know when he'll kick in the game, but he has a plan for what he's going to do when gifted the opportunity.

"I know there's going to be a snapper, holder and me out there at some point and I'm going to try to put the brown thing through the yellow things," Wolff said.

###



TENNESSEE TITANS

ABRIDGED HISTORY

UPDATED THROUGH SEPT. 10, 2023
THE NON-ABRIDGED HISTORY IS AVAILABLE
IN THE 2023 TITANS MEDIA GUIDE

2022 SEASON (7-10 REGULAR SEASON) • 2ND PLACE AFC SOUTH

Table with columns: DATE, OPPONENT, SCORE, W/L, ATT. Lists game results from Sept. 11 to Jan. 7.

Summary statistics table with columns: TITANS, OPP. Includes Total First Downs, Possession Avg., Net Yards Rushing, Net Yards Passing, Touchdowns, etc.

BY PERIODS table with columns: 1, 2, 3, 4, OT, PTS. Shows performance by quarter.

SCORING table with columns: TD, RU, PA, RT, PAT, FG, S, TP. Lists touchdowns, rushing, punts, returns, field goals, safes, and touchdowns by player.

2-Pt Conversions: Okonkwo, TM 1-1, OPP 3-7
FUM/Lost: Henry 6/3, Dobbs 4/2, Tannehill 3/2, Willis 3/2, Phillips 2/2, Board 1/0, Hooker 1/0, Kinsey 1/0, Thompson 1/0, Woods 1/1

RUSHING table with columns: No, Yds, Avg, Lg, TD. Lists rushing stats by player.

PASSING table with columns: Att, Cmp, Pct, Yards, Yds/Att, TD, Int, Lg, Sk/Yds, Rating. Lists passing stats by player.

RECEIVING table with columns: No, Yds, Avg, Lg, TD. Lists receiving stats by player.

INTERCEPTIONS table with columns: No, Yds, Avg, Lg, TD. Lists interception stats by player.

PUNTING table with columns: No, Yds, Avg, Net, TB, In, Lg, B. Lists punting stats by player.

PUNT RETURNS table with columns: No, FC, Yds, Avg, Lg, TD. Lists punt return stats by player.

KICKOFF RETURNS table with columns: No, Yds, Avg, Lg, TD. Lists kickoff return stats by player.

FIELD GOALS table with columns: 1-19, 20-29, 30-39, 40-49, 50+. Lists field goal stats by player.

Bullock: (46G,23G,47N) () (48G) (44G) () (27G,28G,38G,48G) (48N,29G) (44G) (35G) () () (36G) () (51N) () (37G,29G) (51G,39G,41G)
Shudak: () () () () () () () () (33G,35N,24G,38G) () () () () () ()
OPP: () (49G,37G) (21G,32G,35G) (27G,51N) (50G) (50G) (43G) (23G,47N,28G) (39G) (39G) (47G,38G) () (37G,43G,33G) (43G) (25G,22G) (36G,45G) (26G,36G)

SACKS
Autry 8, Simmons 7.5, Walker 7, Weaver 5.5, Dupree 4, Edwards 3, Tart 1.5, Cole 1, N. Jones 1, Okuyinonu 0.5
TM 39, OPP 49

TACKLES (Total-Assists-Solo)
Byard (106-69-37), Long Jr. (86-52-34), McCreary (85-70-15), Rice (63-36-27), Adams (60-42-18), Simmons (53-25-28), Cole (51-34-17), Fulton (48-35-13), Hooker (46-39-7), Mitchell (39-31-8), Kalu (38-20-18), Tart (34-20-14), Walker (32-23-9), Weaver (27-18-9), Autry (27-17-10), Gibbens (27-16-11), Avery (23-20-3), Cunningham (23-14-9), Strong (23-14-9), Dupree (18-14-4), Edwards Jr. (17-11-6), Schobert (16-12-4), Jones, N. (16-6-10), Mabin (13-10-3), Okuyinonu (11-3-8), Farley (10-9-1), Johnson Jr. (9-7-2), Reid (5-5-0), Amadi (5-4-1), Molden (5-4-1), Basham (5-1-4), Adeniyi (3-2-1), Jones, J. (2-2-0), Murchison (2-1-1), Tuszka (2-1-1), Jackson (1-1-0), Ray (1-1-0)

USUAL STARTING LINEUP
OFFENSE: WR Treylon Burks (16), TE Austin Hooper (81), LT Dennis Daley (71), LG Aaron Brewer (55), C Ben Jones (60), RG Nate Davis (64), RT Nicholas Petit-Frere (78), TE Chig Okonkwo (85), WR Robert Woods (2), QB Ryan Tannehill (17), RB Derrick Henry (22)
DEFENSE: DE DeMarcus Walker (95), NT Tear Tart (93), DT Jeffery Simmons (98), OLB Bud Dupree (48), ILB David Long Jr. (51), ILB Zach Cunningham (41), OLB Denico Autry (96), CB Roger McCreary (21), S Kevin Byard (31), S Amani Tannehill (37), CB Kristian Fulton (26)
SPECIALISTS: K Randy Bullock (14), P Ryan Stonehouse (4), PR Robert Woods (2), KR Julius Chestnut (36)
Pro Bowl All-Pro
GM: Jon Robinson (first 12 games); Interim GM: Ryan Cowden (last 5 games); Head Coach: Mike Vrabel
Asst. Coaches: SHANE BOWEN (def. coordinator), TODD DOWNING (off. coordinator), CRAIG AUKERMAN (ST), BRIAN BELL (sports performance coordinator), CHASE BLACKBURN (assist. ST), SCOTT BOOKER (safeties), KYLAN BUTLER (off. assistant), KEITH CARTER (OL), RYAN CROW (OLB), TONY DEWES (RB), ERIK FRAZIER (off. skill assist.), JASON HOUGHTALING (OL assist.), TIM KELLY (passing game coord.), BOBBY KING (ILB), ZAK KUHR (ILB assist.), CLINTON McMILLAN (DL assist.), ANTHONY MIDGET (secondary), ROB MOORE (WR), PAT O'HARA (QB), FRANK PIRAINO (director of sports performance), TYLER ROUSE (sports performance assist.), JIM SCHWARTZ (senior def. assist.), LUKE STECKEL (TE), JOHN STREICHER (coord. of football development), MIKE SULLIVAN (assist. OL), TERRELL WILLIAMS (DL)

AMERICAN FOOTBALL CONFERENCE STANDINGS table with columns: Team, W, L, T, Pct. Lists AFC EAST, AFC NORTH, AFC SOUTH, and AFC WEST standings.

NATIONAL FOOTBALL CONFERENCE STANDINGS table with columns: Team, W, L, T, Pct. Lists NFC EAST, NFC NORTH, NFC SOUTH, and NFC WEST standings.

2021 SEASON (12-5 REGULAR SEASON, 0-1 PLAYOFFS) • 1ST PLACE AFC SOUTH

Table with columns: DATE, OPPONENT, SCORE, W/L, ATT. Rows include games against ARIZONA, Seattle, INDIANAPOLIS, N.Y. Jets, Jacksonville, BUFFALO, KANSAS CITY, Indianapolis, L.A. Rams, NEW ORLEANS, HOUSTON, New England, JACKSONVILLE, Pittsburgh, SAN FRANCISCO, MIAMI, Houston, Cincinnati.

Summary statistics table with columns: Category, Value, Opponent Value. Includes Total First Downs (362), Total Net Yards (5,822), Net Yards Rushing (2,404), Net Yards Passing (3,418), Punting/Average (58/44.6), Penalties/Yards (103/973), Fumbles/Ball Lost (25/11), Touchdowns (49), Returns (4).

Table with columns: BY PERIODS, 1, 2, 3, 4, OT, PTS. Rows for Team and Opponents.

Table with columns: SCORING, TD, RU, PA, RT, PAT, FG, S, TP. Rows for Bullock, Henry, Tannehill, A.J. Brown, Westbrook-Ikhine, Pruitt, Firkser, Foreman, Swaim, Byard, Hilliard, Batson, Fitzpatrick, Ju. Jones, McNichols, Molden, Peterson, Rogers, Badgley, Team, Opponents.

2-Pt Conversions: Henry, Pruitt, TM 2-2; OP 2-4
FUM/Lost: Tannehill 10/4, Rogers 4/1, Firkser 2/1, Foreman 2/1, Hilliard 2/1, Blasingame 1/1, Brewer 1/0, Henry 1/0, McMath 1/1, Westbrook-Ikhine 1/1

Table with columns: RUSHING, No, Yds, Avg, Lg, TD. Rows for Henry, Foreman, Hilliard, Tannehill, McNichols, Peterson, Batson.

Table with columns: PASSING, Att, Cmp, Pct, Yards, Yds/Att, TD, Int, Lg, Sk/Yds, Rating. Rows for Tannehill, A.J. Brown, M. Farley, Henry, Team, Opponents.

Table with columns: Player, No, Yds, Avg, Lg, TD. Rows for A.J. Brown, Rogers, D. Evans, Blasingame, Sargent, M. Johnson, Woodside, Team, Opponents.

Table with columns: RECEIVING, No, Yds, Avg, Lg, TD. Rows for A.J. Brown, Westbrook-Ikhine, Firkser, Ju. Jones, Swaim, Rogers, McNichols, Hilliard, Henry, Pruitt, Reynolds, M. Johnson, Foreman, Fitzpatrick, Hollister, Peterson, Hudson, Batson, D. Evans, McMath, Blasingame, Hooker, Team, Opponents.

Table with columns: INTERCEPTIONS, No, Yds, Avg, Lg, TD. Rows for Byard, Fulton, Long, R. Evans, Hooker, Skrine, J. Brown, Molden, Jenkins, Team, Opponents.

Table with columns: PUNTING, No, Yds, Avg, Net, TB, In, Lg, B. Rows for Kern, Townsend, Team, Opponents.

Table with columns: KICKOFF RETURNS, No, Yds, Avg, Lg, TD. Rows for Rogers, M. Johnson, Hilliard, Batson, McNichols, Blasingame, D. Evans, Team, Opponents.

Table with columns: FIELD GOALS, No, Yds, Avg, Lg, TD. Rows for Bullock, Badgley, Team, Opponents.

Bullock: () (33G,30G,24G,44N,36G) (32G) (44G,46G,36G,49N) (34G) (43G,38G) (34G,51G) (46G,44G) () (28G,36G,36G) () (44N) (47N,44G,29G) (26G,32G) (38G,44G) (23G,44G) (42N)
TM: (46N) (33G,30G,24G,44N,36G) (32G) (44G,46G,36G,49N) (34G) (43G,38G) (34G,51G) (46G,44G) () (28G,36G,36G) () (44N) (47N,44G,29G) (26G,32G) (38G,44G) (23G,44G) (42N)
OPP: (34G,43N) (31G) (43G,28G,24G,51N) (27G,22G) (53N) (24G,28G,52G) (42G,57N) (34G) (34G,22G,54G) (20G) (43G,24G,37G) (22G,37G,44G,53N,28G,52G) () (36G,56N,28G,46G,48G) (48G)(39G,53N) (31G)

SACKS
Landry 12, Autry 9, Simmons 8.5, Dupree 3, Adeniyi 2.5, N. Jones 2.5, Peko 2, Roberson 1.5, Byard 1, (group) 1
TM 43, OPP 47

TACKLES (Total-Assists-Solo)
Byard (88-57-31), Landry (75-52-23), Long (75-46-29), Hooker (62-38-24), Molden (60-42-18), R. Evans (57-35-22), Jenkins (55-39-16), J. Brown (55-36-19), Simmons (54-42-12), Fulton (40-30-10), Cruikshank (38-27-11), Jackson (33-28-5), Autry (32-25-7), Rice (30-15-15), N. Jones (29-18-11), Cunningham (25-18-7), Dupree (17-13-4), Skrine (17-11-6), Tart (16-10-6), Adeniyi (11-8-3), Mabin (10-9-1), Peko (10-7-3), Roberson (10-6-4), Murchison (8-4-4), C. Jones (6-5-1), Simon (6-4-2), Cole (6-2-4), M. Farley (5-4-1), C. Farley (4-4-0), Borders (4-3-1), Dzubnar (4-1-3), McDougald (3-3-0), Strong (3-1-2), Ankok (3-3-0), Weaver (2-0-2), Bledsoe (1-1-0), A.J. Brown (1-1-0), Jo. Jones (1-0-1)

USUAL STARTING LINEUP
OFFENSE
WR A.J. Brown (11)
TE Geoff Swaim (87)
LT Taylor Lewan (77)
LG Rodger Saffold III (76)
C Ben Jones (60)
RG Nate Davis (64)
RT David Quessenberry (72)
WR Nick Westbrook-Ikhine (15)
WR Julio Jones (2)
QB Ryan Tannehill (17)
RB Derrick Henry (22)
DEFENSE
DE Denico Autry (96)
NT Teair Tart (93)
DT Jeffery Simmons (98)
OLB Bud Dupree (48)
ILB David Long Jr. (51)
ILB Rashaan Evans (54)
OLB Harold Landry III (58)
CB Jackrabbit Jenkins (20)
SS Amani Hooker (36)
FS Kevin Byard (31)
CB Kristian Fulton (26)

SPECIALISTS
K Randy Bullock (14)
P Brett Kern (6)
PR Chester Rogers (80)
KR Chester Rogers (80)

Pro Bowl All-Pro
GM: Jon Robinson; Head Coach: Mike Vrabel
Asst. Coaches: Shane Bowen (def. coordinator), Todd Downing (off. coordinator), Craig Aukerman (ST), Brian Bell (strength and conditioning assist.), Scott Booker (safeties), Keith Carter (OL), Ryan Crow (OLB), Tony Dews (RB), Matt Edwards (assist. ST), Erik Frazier (off. skill assist.), Mondray Gee (strength and conditioning assist.), Jim Haslett (ILB), Jason Houghtaling (assist. OL), Zak Kuhrt (assist. ILB), Anthony Midget (secondary), Rob Moore (WR), Pat O'Hara (QB), Frank Piraino (strength and conditioning), Jim Schwartz (senior def. assist.), Luke Steckel (TE), John Streicher (coordinator of football development), Mike Sullivan (assist. OL), Kenechi Udeze (assist. DL), Terrell Williams (DL)

AMERICAN FOOTBALL CONFERENCE STANDINGS
AFC EAST: Buffalo, New England, Miami, New York Jets
AFC NORTH: Cincinnati, Pittsburgh, Cleveland, Baltimore
AFC SOUTH: Tennessee, Indianapolis, Houston, Jacksonville
AFC WEST: Kansas City, Las Vegas, Los Angeles Chargers, Denver

NATIONAL FOOTBALL CONFERENCE STANDINGS
NFC EAST: Dallas, Philadelphia, Washington, New York Giants
NFC NORTH: Green Bay, Minnesota, Chicago, Detroit
NFC SOUTH: Tampa Bay, New Orleans, Atlanta, Carolina
NFC WEST: Los Angeles Rams, Arizona, San Francisco, Seattle

2020 SEASON (II-S REGULAR SEASON, O-I PLAYOFFS) • 1ST PLACE AFC SOUTH

DATE	OPPONENT	SCORE	W/L	ATT
Sept. 14	at Denver	16-14	W	
Sept. 20	Jacksonville	33-30	W	
Sept. 27	at Minnesota	31-30	W	
Oct. 13	Buffalo	42-16	W	8,403
Oct. 18	Houston	42-36	W (OT)	10,166
Oct. 25	Pittsburgh	24-27	L	10,355
Nov. 1	at Cincinnati	20-31	L	9,712
Nov. 8	Chicago	24-17	W	13,871
Nov. 12	Indianapolis	17-34	L	13,949
Nov. 22	at Baltimore	30-24	W (OT)	
Nov. 29	at Indianapolis	45-26	W	12,464
Dec. 6	Cleveland	35-41	L	13,986
Dec. 13	at Jacksonville	31-10	W	15,896
Dec. 20	Detroit	46-25	W	13,797
Dec. 27	at Green Bay	14-40	L	
Jan. 3	at Houston	41-38	W	12,504
Jan. 10	Baltimore	13-20	L	14,029

	TITANS	OPP
Total First Downs	381	391
Rushing	142	113
Passing	203	247
Penalty	36	31
3rd Down: Made/Att	84/182	111/214
3rd Down Pct.	46.2	51.9
4th Down: Made/Att	10/16	15/26
4th Down Pct.	62.5	57.7
Possession Avg.	28:28	31:32
Total Net Yards	6343	6372
Avg. Per Game	396.4	398.3
Total Plays	1031	1076
Avg. Per Play	6.2	5.9
Net Yards Rushing	2690	1933
Avg. Per Game	168.1	120.8
Total Rushes	521	427
Net Yards Passing	3653	4439
Avg. Per Game	228.3	277.4
Sacked/Yards Lost	25/173	19/154
Gross Yards	3826	4593
Att./Completions	485/316	630/423
Completion Pct.	65.2	67.1
Had Intercepted	7	15
Punts/Average	50/45.1	45/47.7
Net Punting Avg.	50/40.1	45/41.8
Penalties/Yards	86/783	103/840
Fumbles/Ball Lost	15/5	21/8
Touchdowns	62	55
Rushing	26	18
Passing	33	36
Returns	3	1

BY PERIODS	1	2	3	4	OT	PTS
Team	96	144	101	138	12	491
Opponents	77	143	97	122	0	439

SCORING	TD	RU	PA	RT	PAT	FG	S	TP
Henry	17	17	0	0			0	104
Gostkowski	0	0	0	0	46/48	18/26	0	100
A. Brown	12	0	11	1			0	72
J. Smith	9	1	8	0			0	54
Sloman	0	0	0	0	5/5	2/2	0	11
Tannehill	7	7	0	0			0	46
C. Davis	5	0	5	0			0	30
Pruitt	3	0	2	1			0	18
Humphries	2	0	2	0			0	12
Batson	1	0	1	0			0	6
D. Evans	1	0	1	0			0	6
Firker	1	0	1	0			0	6
Foreman	1	0	1	0			0	6
King	1	0	0	1			0	6
McNichols	1	1	0	0			0	6
Swaim	1	0	1	0			0	6
Westbrook-Ikhine	0	0	0	0			0	2
Team	62	26	33	3	51/53	20/28	0	491
Opponents	55	18	36	1	42/47	21/23	1	439

2-Pt Conversions: Tannehill 2, Henry, Westbrook-Ikhine, **TM 4-7**, **OPP 1-8**

FUM/Lost: Tannehill 6/11, Henry 3/2, A. Brown 2/1, Batson 1/0, Brinkley 1/0, C. Davis 1/1, Douglas 1/0

RUSHING	No	Yds	Avg	Lg	TD
Henry	378	2027	5.4	94t	17
Tannehill	43	266	6.2	45t	7
McNichols	47	204	4.3	20	1
Foreman	22	95	4.3	15	0
D. Evans	14	54	3.9	9	0
Batson	4	20	5.0	11	0
Woodside	7	10	1.4	18	0
Perry	2	9	4.5	6	0
Hooker	1	4	4.0	4	0
J. Smith	2	4	2.0	3	1
Humphries	0	0	---	---	0

PASSING	Att	Cmp	Pct	Yards	Yds/Att	TD	Int	Lg	Sk/Yds	Rating
Tannehill	481	315	65.5	3,819	7.94	33	7	75t	24/173	106.5
Woodside	3	1	33.3	7	2.33	0	0	7	0/0	42.4
Kern	1	0	0.0	0	0.0	0	0	0	0/0	39.6
Humphries	0	0	---	0	---	0	0	---	1/0	---
Team	485	316	65.2	3,826	7.89	33	7	75t	25/173	105.9
Opponents	630	423	67.1	4,593	7.29	36	15	75t	19/154	97.5

Raymond	1	-3	-3.0	-3	0
Team	521	2690	5.2	94t	26
Opponents	427	1933	4.5	59	18

RECEIVING	No	Yds	Avg	Lg	TD
A. Brown	70	1075	15.4	73t	11
C. Davis	65	984	15.1	75t	5
J. Smith	41	448	10.9	63	8
Firker	39	387	9.9	45	1
Humphries	23	228	9.9	23	2
Henry	19	114	6.0	53	0
Batson	12	100	8.3	18	1
McNichols	12	55	4.6	9	0
Raymond	9	187	20.8	61	0
Swaim	9	83	9.2	16	1
Pruitt	5	49	9.8	22t	2
Blasingame	4	39	9.8	16	0
Westbrook-Ikhine	3	33	11.0	19	0
D. Evans	2	27	13.5	24	1
Hollister	1	12	12.0	12	0
Foreman	1	5	5.0	5t	1
Tannehill	1	0	0.0	0	0
Team	316	3826	12.1	75t	33
Opponents	423	4593	10.9	75t	36

INTERCEPTIONS	No	Yds	Avg	Lg	TD
Butler	4	111	27.8	68	0
Hooker	4	11	2.8	6	0
Fulton	1	44	44.0	44	0
Cruikshank	1	13	13.0	13	0
Joseph	1	5	5.0	5	0
Borders	1	0	0.0	0	0
J. Brown	1	0	0.0	0	0
Byard	1	0	0.0	0	0
Landry	1	0	0.0	0	0
T. Smith	0	5	---	5	0
Team	15	189	12.6	68	0
Opponents	7	81	11.6	25	0

PUNTING	No	Yds	Avg	Net	TB	In	Lg	B
Kern	37	1695	45.8	41.5	3	22	66	0
Allen	8	404	50.5	40.0	1	0	65	0
Daniel	4	157	39.3	30.0	0	0	52	1
Team	50	2256	45.1	40.1	4	22	66	1
Opponents	45	2147	47.7	41.8	3	19	71	0

PUNT RETURNS	No	FC	Yds	Avg	Lg	TD
Raymond	23	11	208	9.0	40	0
Batson	0	1	0	---	---	0
Team	23	12	208	9.0	40	0
Opponents	20	13	171	8.6	57	0

KICKOFF RETURNS	No	Yds	Avg	Lg	TD
Raymond	15	275	18.3	30	0
Batson	11	231	21.0	35	0
D. Evans	9	206	22.9	31	0
Blasingame	1	11	11.0	11	0
A. Brown	1	42	42.0	42t	1
Kalu	1	2	2.0	2	0
Team	38	767	20.2	42t	1
Opponents	37	823	22.2	49	0

FIELD GOALS	1-19	20-29	30-39	40-49	50+
Gostkowski	0/0	2/3	4/5	5/10	7/8
Sloman	0/0	0/0	1/1	1/1	0/0
Team	0/0	2/3	5/6	6/11	7/8
Opponents	0/0	7/7	6/6	5/6	3/4

Gostkowski: (47N,44B,42N,25G)(51G,49G)(39G,31G,30G,51G,54G,55G)(27B,37N)(51G,45N)(53N)(40G)(50G,44N)(40G,40G,22G)(49G)(53G)(38G)(0)

Sloman, Ten.: (0)(0)(0)(0)(0)(0)(0)(0)(47G,37G)

TM: (47N,44B,42N,25G)(51G,49G)(39G,31G,30G,51G,54G,55G)(27B,37N)(51G,45N)(53N)(40G)(50G,44N)(40G,40G,22G)(49G)(53G)(38G)(47G,37G)

OPP: ((35G)(41G,49N)(43G)(38G)(38G,30G)(33G)(22G)(24G,43G)(30G,27G,29G)(27G,43G)(53B,53G)(53G)(24G,43G,28G,51G)

SACKS
 Landry 5.5, Simmons 3, Crawford 2, D. Jones 2, King 1, J. Brown 1, Fulton 1, Ray 1, Reed 1, Vaccaro 1, R. Evans 0.5
TM 19, OPP 25

TACKLES (Solo-Assists-Total)
 Byard (111-79-32), Butler (100-86-14), R. Evans (96-59-37), Vaccaro (83-62-21), Brown (76-45-31), Landry III (69-46-23), Long Jr. (50-28-22), Jones (49-29-20), Simmons (49-24-25), Hooker (44-30-14), King II (31-21-10), Joseph (29-25-4), Crawford (28-20-8), Borders (27-22-5), C. Jackson (21-12-9), Clowney (19-14-5), Fulton (16-14-2), T. Smith (14-10-4), Compton (14-8-6), A. Jackson (12-9-3), Dickerson (10-4-6), Kalu (8-7-1), Roberson (6-4-2), Orr (5-5-0), Skipper (5-4-1), Tart (5-2-3), Murchison (5-1-4), Beasley Jr. (3-2-1), Reed (3-2-1), Correa (2-1-1), Mack (2-1-1), Dzubnar (1-1-0), Ray (1-1-0), Raymond (1-1-0)

USUAL STARTING LINEUP

OFFENSE
 WR Corey Davis (84)
 TE Jonnu Smith (81)
 LT Taylor Lewan (77)/Ty Sambrailo (70)/David Quessenberry (72)
 LG Rodger Saffold III (76)
 C Ben Jones (60)
 RG Nate Davis (64)
 RT Dennis Kelly (70)
 TE Geoff Swaim (87)
WR A.J. Brown (11)
 QB Ryan Tannehill (17)
RB Derrick Henry (22)

DEFENSE
 DE Jack Crawford (94)
 NT DaQuan Jones (90)
 DT Jeffery Simmons (98)
 OLB Jadeveon Clowney (99)
 ILB Rashaan Evans (54)
 ILB Jayon Brown (55)
 OLB Harold Landry III (58)
 CB Malcolm Butler (21)
 SS Kenny Vaccaro (24)
 FS Kevin Byard (31)
 CB Desmond King II (33)/Adoree' Jackson (25)

SPECIALISTS
 K Stephen Gostkowski (3)
 P Brett Kern (6)
 PR Kalif Raymond (14)
 KR Kalif Raymond (14)

Pro Bowl [All-Pro](#)

GM: Jon Robinson; **Head Coach:** Mike Vrabel
Asst. Coaches: Arthur Smith (off. coordinator), Craig Aukerman (ST), Brian Bell (strength and conditioning assist.), Scott Booker (safeties), Shane Bowen (OLB), Keith Carter (OL), Ryan Crow (assist. ST), Tony Dews (RB), Todd Downing (TE), Matt Edwards (def. assist.), Monday Gee (strength and conditioning assist.), Jim Haslett (ILB), Chandler Henley (quality control), Zak Kuhr (def. quality control), Anthony Midget (secondary), Rob Moore (WR), Pat O'Hara (QB), Frank Piraino (strength and conditioning), Luke Steckel (off. assist.), John Streicher (coordinator of football development), Mike Sullivan (assist. OL), Terrell Williams (DL)

AMERICAN FOOTBALL CONFERENCE STANDINGS

AFC EAST	W	L	T	Pct
Buffalo	13	3	0	.813
Miami	10	6	0	.625
New England	7	9	0	.438
New York Jets	2	14	0	.125
AFC NORTH	W	L	T	Pct
Pittsburgh	12	4	0	.750
* Baltimore	11	5	0	.688
* Cleveland	11	5	0	.688
Cincinnati	4	11	1	.281
AFC SOUTH	W	L	T	Pct
Tennessee	11	5	0	.688
* Indianapolis	11	5	0	.688
Houston	4	12	0	.250
Jacksonville	1	15	0	.063
AFC WEST	W	L	T	Pct
Kansas City	14	2	0	.875
Las Vegas	8	8	0	.500
Los Angeles Chargers	7	9	0	.438
Denver	5	11	0	.313

NATIONAL FOOTBALL CONFERENCE STANDINGS

NFC EAST	W	L	T	Pct
Washington	7	9	0	.438
New York Giants	6	10	0	.375
Dallas	6	10	0	.375
Philadelphia	4	11	1	.281
NFC NORTH	W	L	T	Pct
Green Bay	13	3	0	.813
* Chicago	8	8	0	.500
Minnesota	7	9	0	.438
Detroit	5	11	0	.313
NFC SOUTH	W	L		

2019 SEASON (9-7 REGULAR SEASON, 2-1 PLAYOFFS) • 2ND PLACE AFC SOUTH

DATE	OPPONENT	SCORE	W/L	ATT
Sep. 8	at Cleveland	43-13	W	67,431
Sep. 15	INDIANAPOLIS	17-19	L	62,849
Sep. 19	at Jacksonville	7-20	L	58,613
Sep. 29	at Atlanta	24-10	W	72,108
Oct. 6	BUFFALO	7-14	L	66,910
Oct. 13	at Denver	0-16	L	75,815
Oct. 20	L.A. CHARGERS	23-20	W	62,431
Oct. 27	TAMPA BAY	27-23	W	62,073
Nov. 3	at Carolina	20-30	L	72,540
Nov. 10	KANSAS CITY	35-32	W	68,864
Nov. 24	JACKSONVILLE	42-20	W	60,926
Dec. 1	at Indianapolis	31-17	W	60,361
Dec. 8	at Oakland	42-21	W	52,760
Dec. 15	HOUSTON	21-24	L	65,265
Dec. 22	NEW ORLEANS	28-38	L	66,756
Dec. 29	at Houston	35-14	W	71,794
Jan. 4	at New England	20-13	W	65,878
Jan. 11	at Baltimore	28-12	W	71,254
Jan. 19	at Kansas City	24-35	L	73,656

TITANS OPP

	TITANS	OPP
Total First Downs	317	335
Rushing	104	95
Passing	177	213
Penalty	36	27
3rd Down: Made/Att	70/185	74/204
3rd Down Pct.	37.8	36.3
4th Down: Made/Att	4/14	10/25
4th Down Pct.	28.6	40.0
Possession Avg.	28:31	31:29
Total Net Yards	5,805	5,752
Avg. Per Game	362.8	359.5
Total Plays	949	1056
Avg. Per Play	6.1	5.4
Net Yards Rushing	2,223	1,672
Avg. Per Game	138.9	104.5
Total Rushes	445	415
Net Yards Passing	3,582	4,080
Avg. Per Game	223.9	255.0
Sacked/Yards Lost	56/374	43/276
Gross Yards	3956	4356
Att./Completions	448/297	598/386
Completion Pct.	66.3	64.5
Had Intercepted	8	14
Punts/Average	78/47.1	71/46.5
Net Punting Avg.	78/43.1	71/42.7
Penalties/Yards	99/932	125/1025
Fumbles/Ball Lost	21/9	16/9
Touchdowns	54	39
Rushing	21	14
Passing	29	25
Returns	4	0

BY PERIODS	1	2	3	4	OT	PTS
Team	69	77	110	146	0	402
Opponents	74	99	87	71	0	331

SCORING	TD	RU	PA	RT	PAT	FG	S	TP
Henry	18	16	2	0				0 108
A. Brown	9	1	8	0				0 54
Succop	0	0	0	0	24/25	1/6		0 27
Tannehill	4	4	0	0				0 26
Santos	0	0	0	0	12/12	4/9		0 24
Sharpe	4	0	4	0				0 24
Jon. Smith	3	0	3	0				0 18
Parkey	0	0	0	0	5/6	3/3		0 14
C. Davis	2	0	2	0				0 12
Humphries	2	0	2	0				0 12
De. Walker	2	0	2	0				0 12
Joseph	0	0	0	0	9/9	0/0		0 9
J. Brown	1	0	0	1				0 6
Butler	1	0	0	1				0 6
Evans	1	0	0	1				0 6
Firkser	1	0	1	0				0 6
Kelly	1	0	1	0				0 6
D. Lewis	1	0	1	0				0 6
Pruitt	1	0	1	0				0 6
Quessenberry	1	0	1	0				0 6
Raymond	1	0	1	0				0 6
T. Smith	1	0	0	1				0 6
Wake	0	0	0	0				1 2
Team	54	21	29	4	50/52	8/18		1 402
Opponents	39	14	25	0	30/35	21/27		0 331

2-Pt Conversions: Tannehill, TM 1-2, OPP 2-4
FUM/LOST: Tannehill 6/3, Henry 5/3, Mariota 3/0, A. Brown 1/0, C. Davis 1/0, Humphries 1/0, Jackson 1/1, D. Lewis 1/1, Raymond 1/1, De. Walker 1/0

RUSHING	No	Yds	Avg	Lg	TD
Henry	303	1,540	5.1	74t	16
D. Lewis	54	209	3.9	17	0
Tannehill	43	185	4.3	25	4
Mariota	24	129	5.4	15	0

PASSING	Att	Cmp	Pct	Yards	Yds/Att	TD	Int	Lg	Sk/Yds	Rating
Tannehill	286	201	2,742	70.3	9.59	22	6	91t	31/212	117.5
Mariota	160	95	1,203	59.4	7.52	7	2	75t	25/162	92.3
Kern	2	1	11	50.0	5.50	0	0	11	0/0	66.7
Team	448	297	3,956	66.3	8.83	29	8	91t	56/374	108.3
Opponents	598	386	4,356	64.5	7.28	25	14	63t	43/276	90.4

Jon. Smith	4	78	19.5	57	0
A. Brown	3	60	20.0	49t	1
Dawkins	11	26	2.4	14	0
Humphries	1	1	1.0	1	0
Kern	1	0	0.0	0	0
Raymond	1	-5	-5.0	-5	0
Team	445	2,223	5.0	74t	21
Opponents	415	1,672	4.0	69	14

RECEIVING	No	Yds	Avg	Lg	TD
A. Brown	52	1,051	20.2	91t	8
C. Davis	43	601	14.0	38	2
Humphries	37	374	10.1	30	2
Jon. Smith	35	439	12.5	57	3
Sharpe	25	329	13.2	47	4
D. Lewis	25	164	6.6	24	1
De. Walker	21	215	10.2	29	2
Henry	18	206	11.4	75t	2
Firkser	14	204	14.6	39	1
Raymond	9	170	18.9	52	1
Pruitt	6	90	15.0	42	1
Blasingame	4	54	13.5	24	0
Jennings	2	17	8.5	11	0
Hollister	2	13	6.5	11	0
R. Davis	1	16	16.0	16	0
Byard	1	11	11.0	11	0
Kelly	1	1	1.0	1t	1
Quessenberry	1	1	1.0	1t	1
Team	297	3,956	13.3	91t	29
Opponents	386	4,356	11.3	63t	25

INTERCEPTIONS	No	Yds	Avg	Lg	TD
Byard	5	79	15.8	28	0
Ryan	4	16	4.0	16	0
Butler	2	61	30.5	38t	1
Vaccaro	1	2	2.0	2	0
J. Brown	1	0	0.0	0	0
Landry	1	0	0.0	0	0
Team	14	158	11.3	38t	1
Opponents	8	204	25.5	86	0

PUNTING	No	Yds	Avg	Net	TB	In	Lg	B
Kern	78	3,672	47.1	43.1	2	37	70	0
Team	78	3,672	47.1	43.1	2	37	70	0
Opponents	71	3,300	46.5	42.7	5	32	64	0

PUNT RETURNS	No	FC	Yds	Avg	Lg	TD
Humphries	12	19	78	6.5	21	0
Raymond	4	7	45	11.3	14	0
Jackson	3	1	26	8.7	17	0
R. Davis	2	3	9	4.5	10	0
Sims	1	0	11	11.0	11	0
Team	22	30	169	7.7	21	0
Opponents	30	19	269	9.0	42	0

KICKOFF RETURNS	No	Yds	Avg	Lg	TD
Raymond	18	403	22.4	45	0
Jennings	9	196	21.8	26	0
Jackson	2	23	11.5	23	0
Jon. Smith	1	16	16.0	16	0
Team	30	638	21.3	45	0
Opponents	37	877	23.7	47	0

FIELD GOALS	1-19	20-29	30-39	40-49	50+
Santos	0/0	0/0	1/3	2/3	1/3
Succop	0/0	0/0	1/1	0/4	0/1
Parkey	0/0	0/0	0/0	2/2	1/1
Team	0/0	0/0	2/4	4/9	2/5
Opponents	0/0	5/5	4/5	9/11	3/6

TEAM/SANTOS: (37G,53G) (49G,45N) () (45G) (50N,36N, 33B, 53N) () () () () () () () () () () ()
Succop: () () () () () () () () (43N,56N,44N) () () (31G) (42N) (45B) () ()
Parkey: () () () () () (45G) (51G,42G) () () () () () ()
Joseph: () () () () () () () () () () () ()
OPP: () (40G,48G) (32N,42G) () (31G,53G,48G) (29G, 50G) (22G,48G,24G) (35G,49N) (30G,41G,43G,39G,52B) (49G,50G) (55N,53B,28G,46B) () (29G) (47G) ()

SACKS
 Landry 9, Casey 5, Correa 5, Ryan 4.5, Roberson 3, Evans 2.5, Wake 2.5, Finch 2, Simmons 2, Mack 1.5, J. Brown 1, Gilbert 1, D. Jones 1, Vaccaro 1, Woodyard 1, (group) 1.
Titans 43, Opponents 56

TACKLES (Solo-Assists-Total)
 Evans (139-84-55), Ryan (120-76-44), Brown (117-89-28), Vaccaro (104-62-42), Byard (91-57-34), Landry III (81-56-25), Casey (61-41-20), Jones (50-34-16), Woodyard (46-32-14), Jackson (40-36-4), Simmons (40-25-15), Correa (37-23-14), Sims (31-23-8), Butler (30-23-7), Johnson (29-16-13), Smith (24-19-5), Gilbert (24-15-9), Long Jr. (15-8-7), Brock Sr. (13-10-3), Finch (13-10-3), Hooker (13-8-5), Mack (11-6-5), Orr (9-7-2), Wake (5-3-2), Roberson (4-4-0), Urban (4-2-2), Dickerson (2-2-0), Kalu (2-2-0), Bates (1-1-0), Ivie (1-0-1)

USUAL STARTING LINEUP

OFFENSE	
WR	Corey Davis (84)
TE	Jonnu Smith (81)
LT	Taylor Lewan (77)
LG	Rodger Saffold III (76)
C	Ben Jones (60)
RG	Nate Davis (64)
RT	Jack Conklin (78)
TE	MyCole Pruitt (85)
WR	A.J. Brown (11)
QB	Ryan Tannehill (17)
RB	Derrick Henry (22)

DEFENSE

DE	Jeffery Simmons (98)
NT	DaQuan Jones (90)
DT	Jurrell Casey (99)
OLB	Kamalei Correa (44)/Reggie Gilbert (93)
ILB	Rashaan Evans (54)
ILB	Jayon Brown (55)
OLB	Harold Landry III (58)
CB	Malcolm Butler (21)/Adoree' Jackson (25)
SS	Kenny Vaccaro (24)
FS	Kevin Byard (31)
CB	Logan Ryan (26)

SPECIALISTS

K	Cairo Santos (7)/Cody Parkey (3)/Ryan Succop (4)/Greg Joseph (7)
P	Brett Kern (6)
PR	Adam Humphries (10)
KR	Kalf Raymond (14)

2018 SEASON (9-7 REGULAR SEASON, 0-0 PLAYOFFS) • 3RD PLACE AFC SOUTH

Table with columns: DATE, OPPONENT, SCORE, W/L, ATT. Lists game results from Sep. 9 to Dec. 30.

* Overtime

Summary statistics table with columns: TITANS, OPP. Includes categories like Total First Downs, Total Net Yards, and Net Yards Passing.

Table with columns: BY PERIODS, 1, 2, 3, 4, OT, PTS. Shows performance by quarter.

Table with columns: SCORING, TD, RU, PA, RT, PAT, FG, S, TP. Lists individual player statistics for touchdowns, punts, and field goals.

2-Pt Conversions: TM 0-1, OPP 0-0
FUM/Lost: Mariota 9/2, Jackson 3/1, Batson 1/0, C. Davis 1/0, Henry 1/1, D. Lewis 1/1, J. Smith 1/0, Taylor 1/1

Table with columns: RUSHING, No, Yds, Avg, Lg, TD. Lists rushing statistics for key players.

Table with columns: PASSING, Att, Cmp, Pct, Yards, Yds/Att, TD, Int, Lg, Sk/Yds, Rating. Lists passing statistics for key players.

Table with columns: No, Yds, Avg, Lg, TD. Lists receiving statistics for key players.

Table with columns: No, Yds, Avg, Lg, TD. Lists interception statistics for key players.

Table with columns: No, Yds, Avg, Lg, TD. Lists punting statistics for key players.

Table with columns: No, Yds, Avg, Lg, TD. Lists punt return statistics for key players.

Table with columns: No, Yds, Avg, Lg, TD. Lists kickoff return statistics for key players.

Table with columns: No, Yds, Avg, Lg, TD. Lists field goal statistics for key players.

Table with columns: No, Yds, Avg, Lg, TD. Lists sack statistics for key players.

TEAM/Succop: (47G,53G)(42G,31G)(39G,48N,36G,28G)(42G,33G)(25G,54G,39G,50G)(28G,33G,51N)(28N)(33G,31G)(42G)(31G)(24G,33G)(33G)(48N,22G)(42G,33G)(38G)
OPP: (27G,30G)(54N,34G)(46G,38G)(27G,30G,37G)(40G,46G)(29G,28G)(38N)(52G,52N)(22G)(43G,47G)(54G,34G,43G,39G,39G)(50G,40G,46G)(53G,25G)

Tackles (Solo-Assists-Total) Woodyard (124-85-39), Brown (107-76-31), Byard (96-64-32), Ryan (85-54-31), Casey (72-46-26), Vaccaro (70-45-25), Jackson (69-62-7), Evans (63-42-21), Butler (56-49-7), Landry (46-26-20), Orakpo (40-24-16), Jones (39-19-20), Morgan (37-25-12), Lewis (28-19-9), Correa (27-17-10), Johnson (25-16-9), Finch (22-16-6), Sims (21-15-6), Logan (16-8-8), Compton (11-7-4), Bates (6-3-3), Kilgo (5-3-2), Dickerson (3-2-1), Cruikshank (2-2-0), Wallace (1-0-1)

USUAL STARTING LINEUP

Table listing starting lineups for OFFENSE and DEFENSE, including player names and positions.

SPECIALISTS

Table listing special teams players and their positions.

Pro Bowl All-Pro

GM: Jon Robinson; Head Coach: Mike Vrabel
Asst. Coaches: Matt LaFleur (off. coordinator), Dean Pees (def. coordinator), Craig Aukerman (ST), Brian Bell (strength and conditioning assist.), Scott Booker (def. assist.), Shane Bowen (OLB), Keith Carter (OL), Kerry Coombs (secondary), Ryan Crow (def. assist.), Tony Dews (RB), Matt Edwards (assist. ST), Chandler Henley (quality control), Tom Kanavy (strength and conditioning), Tyrone McKenzie (ILB), Rob Moore (WR), Pat O'Hara (QB), Matt Pees (quality control), Taylor Porter (strength and conditioning assist.), Arthur Smith (TE), Luke Steckel (off. assist.), Mike Sullivan (off. assist.), Terrell Williams (DL)

AMERICAN FOOTBALL CONFERENCE STANDINGS

Table showing AFC East, North, South, and West standings with columns for W, L, T, Pct.

NATIONAL FOOTBALL CONFERENCE STANDINGS

Table showing NFC East, West, South, and West standings with columns for W, L, T, Pct.

* Wild Card for Playoffs

2017 SEASON (9-7 REGULAR SEASON, I-1 PLAYOFFS) • 2ND PLACE AFC SOUTH

DATE	OPPONENT	SCORE	W/L	ATT
Sep. 10	OAKLAND	16-26	L	69,089
Sep. 17	at Jacksonville	37-16	W	61,709
Sep. 24	SEATTLE	33-27	W	69,127
Oct. 1	at Houston	14-57	L	71,804
Oct. 8	at Miami	10-16	L	65,135
Oct. 16	INDIANAPOLIS	36-22	W	63,888
Oct. 22	at Cleveland	12-9*	W	59,061
Nov. 5	BALTIMORE	23-20	W	67,322
Nov. 12	CINCINNATI	24-20	W	67,432
Nov. 16	at Pittsburgh	17-40	L	60,703
Nov. 26	at Indianapolis	20-16	W	62,207
Dec. 3	HOUSTON	24-13	W	62,758
Dec. 10	at Arizona	7-12	L	64,153
Dec. 17	at San Francisco	23-25	L	70,133
Dec. 24	L.A. RAMS	23-27	L	60,097
Dec. 31	JACKSONVILLE	15-10	W	65,501
Jan. 6	at Kansas City	22-21	W	73,319
Jan. 13	at New England	14-35	L	65,878

* Overtime

	TITANS	OPP
Total First Downs	290	323
Rushing	97	68
Passing	157	231
Penalty	36	24
3rd Down: Made/Att	71/202	78/214
3rd Down Pct.	35.1	36.4
4th Down: Made/Att	5/10	10/16
4th Down Pct.	50.0	62.5
Possession Avg.	29:51	30:09
Total Net Yards	5024	5248
Avg. Per Game	314.0	328.0
Total Plays	974	1046
Avg. Per Play	5.2	5.0
Net Yards Rushing	1833	1420
Avg. Per Game	114.6	88.8
Total Rushes	443	398
Net Yards Passing	3191	3828
Avg. Per Game	199.4	239.3
Sacked/Yards Lost	35/203	43/272
Gross Yards	3394	4100
Att./Completions	496/306	605/369
Completion Pct.	61.7	61.0
Had Intercepted	17	12
Punts/Average	75/49.7	75/48.2
Net Punting Avg.	75/44.6	75/42.8
Penalties/Yards	85/785	119/942
Fumbles/Ball Lost	10/8	23/9
Touchdowns	33	36
Rushing	18	5
Passing	14	27
Returns	1	4

BY PERIODS	1	2	3	4	OT	PTS
Team	52	103	91	85	3	334
Opponents	71	98	49	138	0	356

SCORING	TD	RU	PA	RT	PAT	FG	S	TP
Succop	0	0	0	0	31/33	35/42	0	136
Murray	7	6	1	0	0	0	0	42
Henry	6	5	1	0	0	0	0	36
Mariota	5	5	0	0	0	0	0	30
Matthews	4	0	4	0	0	0	0	24
Walker	4	1	3	0	0	0	0	24
J. Smith	2	0	2	0	0	0	0	12
Decker	1	0	1	0	0	0	0	6
Fowler	1	1	0	0	0	0	0	6
Supernaw	1	0	1	0	0	0	0	6
Taylor	1	0	1	0	0	0	0	6
Woodyard	1	0	0	1	0	0	0	6
Team	33	18	14	1	31/33	35/42	0	334
Opponents	36	5	27	4	29/34	37/41	0	356

2-Pt Conversions: **TM 0-0, OPP 0-2**

FUM/Lost: Cassel 2/2, Walker 2/2, Mariota 2/1, Davis 1/1, Jackson 1/1, Murray 1/1, Henry 1/0

RUSHING	No	Yds	Avg	Lg	TD
Henry	176	744	4.2	75t	5
Murray	184	659	3.6	75t	6
Mariota	60	312	5.2	34t	5
Jackson	5	55	11.0	20	0
Taylor	8	43	5.4	17	0

PASSING	Att	Cmp	Pct	Yards	Yds/Att	TD	Int	Lg	Sk/Yds	Rating
Mariota	453	281	62.0	3232	7.13	13	15	75t	27/173	79.3
Cassel	42	25	59.5	162	3.86	1	2	17	8/30	55.9
Decker	1	0	0.0	0	0.00	0	0	---	0/0	39.6
Team	496	306	61.7	3394	6.84	17	17	75t	35/203	77.1
Opponents	605	369	61.0	4100	6.78	27	12	80t	43/272	87.8

Fluellen	4	21	5.3	10	0
Fowler	2	4	2.0	3t	1
Weems	1	0	0.0	0	0
Walker	2	-2	-1.0	1t	1
Matthews	1	-3	-3.0	-3	0
Team	443	1833	4.1	75t	18
Opponents	398	1420	3.6	34	5

RECEIVING	No	Yds	Avg	Lg	TD
Walker	74	807	10.9	42	3
Decker	54	563	10.4	29	1
Matthews	53	795	15.0	75t	4
Murray	39	266	6.8	18	1
Davis	34	375	11.0	37	0
J. Smith	18	157	8.7	32t	2
Taylor	16	231	14.4	53t	1
Henry	11	136	12.4	66t	1
Supernaw	4	39	9.8	20	1
Stockert	1	12	12.0	12	0
Douglas	1	8	8.0	8	0
Weems	1	5	5.0	5	0
Team	306	3394	11.1	75t	14
Opponents	369	4100	11.1	80t	27

INTERCEPTIONS	No	Yds	Avg	Lg	TD
Byard	8	130	16.3	33	0
T. Smith	1	14	14.0	14	0
Searcy	1	8	8.0	8	0
Riley	1	2	2.0	2	0
Sims	1	0	0.0	0	0
Team	12	154	12.8	33	0
Opponents	17	262	15.4	41	2

PUNTING	No	Yds	Avg	Net	TB	In	Lg	B
Kern	75	3728	49.7	44.6	5	28	74	0
Team	75	3728	49.7	44.6	5	28	74	0
Opponents	75	3617	48.2	42.8	5	21	64	0

PUNT RETURNS	No	FC	Yds	Avg	Lg	TD
Jackson	34	9	290	8.5	46	0
Weems	2	0	15	7.5	13	0
Team	36	9	305	8.5	46	0
Opponents	41	9	286	7.0	23	0

KICKOFF RETURNS	No	Yds	Avg	Lg	TD
Jackson	25	578	23.1	57	0
Weems	2	18	9.0	18	0
Decker	1	22	22.0	22	0
Team	28	618	22.1	57	0
Opponents	32	750	23.4	60	0

FIELD GOALS	1-19	20-29	30-39	40-49	50+
Succop	0/0	10/10	7/7	16/20	2/5
Team	0/0	10/10	7/7	16/20	2/5
Opponents	0/0	9/10	7/8	14/16	7/7

TEAM/Succop: (23G,26G,52G,52N) (40G,41G,26G) (24G,37G,47G,35G) () (45G)(48G,32G,40G,48G,23G) (43G,23G,46G,53N,47G) (48G) (48N,44G) (48B,44G)(29G,45G) (40N,43G) (58N) (40G,31G,50G) (25G,37G,45N,27G) (25G,39G,38G)
OPP: (20G,52G,52G,43G) (43G) () (50G,40G,33G) (41G) (36G,25G,52G)(31G,47G,54G) (30G,49G) () (41G,28G,50G,26G) (26G,28G,42G)(23G,48N,27N,42G) (47G,23G,40N,32G,35G) (38G,48G,28G,50G,48G,45G) (36N) (41G)

SACKS
 Morgan 7.5, Orakpo 7, Casey 6, Woodyard 5, Walden 4, D. Jones 3.5, Williamson 3, Brown 1.5, Klug 1.5, Cyprien 1, A. Johnson 1, King 1, (group) 1,
Titans 43, Opponents 35

TACKLES (Solo-Assists-Total)
 Woodyard (104-68-172), Williamson (70-55-125), Byard (64-23-87), Ryan (54-19-73), Casey (60-12-72), Jackson (58-9-67), Brown (42-25-67), Cyprien (46-19-65), Orakpo (39-21-60), Walden (29-15-44), Morgan (23-17-40), Jones (24-12-36), Sims (28-5-33), Johnson (20-12-32), Searcy (22-5-27), Williams (16-10-26), Klug (15-11-26), Riley (8-5-13), Smith (10-1-11), Dodd (7-4-11), McCain (7-4-11), King (3-1-4), Palmer (1-2-3)
Team Totals: 750-355-1,105

USUAL STARTING LINEUP

OFFENSE

WR Richard Matthews (18)
TE Delanie Walker (82)
LT Taylor Lewan (77)
 LG Quinton Spain (67)
 C Ben Jones (60)
 RG Josh Kline (64)
 RT Jack Conklin (78)
 TE Jonnu Smith (81)
 WR Corey Davis (84)/Eric Decker (87)
 QB Marcus Mariota (8)
 RB DeMarco Murray (29)

DEFENSE

DE DaQuan Jones (90)
 NT Sylvester Williams (96)
DT Jurrell Casey (99)
 OLB Derrick Morgan (91)
 ILB Wesley Woodyard (59)
 ILB Avery Williamson (54)
 OLB Brian Orakpo (98)
 CB Logan Ryan (26)
 SS Johnathan Cyprien (37)/Da'Norris Searcy (21)
FS Kevin Byard (31)
 CB Adoree' Jackson (25)

SPECIALISTS

K Ryan Succop (4)
P Brett Kern (6)
 KR/PR Adoree' Jackson (25)
ST Brynden Trawick (41)

Pro Bowl [All-Pro](#)

GM: Jon Robinson; **Head Coach:** Mike Mularkey
Asst. Coaches: Dick LeBeau (asst. HC/def. coord.), Terry Robiskie (off. coord.), Craig Aukerman (asst. ST), Brandon Blaney (def. asst.), Sylvester Croom (RB), Nick Eason (DL), Russ Grimm (OL), Steve Hoffman (ST), Frisman Jackson (WR), Steve Jackson (asst. secondary), Tom Kanavy (asst. strength and cond.), Jason Michael (QB), Taylor Porter (strength and cond. asst.), Arthur Smith (TE), Lou Spanos (LB), Luke Stechel (asst. WR), Mike Sullivan (asst. OL), Deshaun Townsend (secondary), Steve Watterson (asst. HC/strength and cond.), Keith Willis (asst. DL)

AMERICAN FOOTBALL CONFERENCE STANDINGS

AFC EAST	W	L	T	Pct
New England	13	3	0	.813
* Buffalo	9	7	0	.563
Miami	6	10	0	.375
New York Jets	5	11	0	.313
AFC NORTH	W	L	T	Pct
Pittsburgh	13	3	0	.813
Baltimore	9	7	0	.563
Cincinnati	7	9	0	.438
Cleveland	0	16	0	.000
AFC SOUTH	W	L	T	Pct
Jacksonville	10	6	0	.625
* Tennessee	9	7	0	.563
Indianapolis	4	12	0	.250
Houston	4	12	0	.250
AFC WEST	W	L	T	Pct
Kansas City	10	6	0	.625
Los Angeles Chargers	9	7	0	.563
Oakland	6	10	0	.375
Denver	5	11	0	.313

NATIONAL FOOTBALL CONFERENCE STANDINGS

NFC EAST	W	L	T	Pct
Philadelphia	13	3	0	.813
Dallas	9	7	0	.563
Washington	7	9	0	.438
New York Giants	3	13	0	.188
NFC NORTH	W	L	T	Pct
Minnesota	13	3	0	.813
Detroit	9	7	0	.563
Green Bay	7	9	0	.438
Chicago	5	11	0	.313
NFC SOUTH	W	L	T	Pct
New Orleans	11	5	0	.688
* Carolina	11	5	0	.688
* Atlanta	10	6	0	.625
Tampa Bay	5	11	0	.313
NFC WEST	W	L	T	Pct
Los Angeles Rams	11	5	0	.688
Seattle	9	7	0	.563
Arizona	8	8	0	.500
San Francisco	6	10	0	.375

* Wild Card for Playoffs

2016 SEASON (9-7 REGULAR SEASON, 0-0 PLAYOFFS) • 2ND PLACE AFC SOUTH

Table with columns: DATE, OPPONENT, SCORE, W/L, ATT. Lists game results for the 2016 season.

Table with columns: TITANS, OPP. Summary statistics including Total First Downs, Net Yards, and Touchdowns.

Table with columns: BY PERIODS, PTS. Summary of points scored by quarter and opponents.

Table with columns: SCORING, TD, RU, PA, RT, PAT, FG, S, TP. Breakdown of scoring plays for Titans and opponents.

2-Pt Conversions: TM 0-5, OPP 1-3

FUM/Lost: Mariota 9/5, Murray 3/1, Mariani 2/0, Cassel 1/0, Matthews 1/1, Walker 1/0

Table with columns: RUSHING, No, Yds, Avg, Lg, TD. Rushing statistics for individual players and teams.

Table with columns: PASSING, Att, Cmp, Pct, Yards, Yds/Att, TD, Int, Lg, Sk/Yds, Rating. Passing statistics for individual players and teams.

Table with columns: RECEIVING, No, Yds, Avg, Lg, TD. Receiving statistics for individual players and teams.

Table with columns: INTERCEPTIONS, No, Yds, Avg, Lg, TD. Interception statistics for individual players and teams.

Table with columns: PUNTING, No, Yds, Avg, Net, TB, In, Lg, B. Punting statistics for individual players and teams.

Table with columns: PUNT RETURNS, No, FC, Yds, Avg, Lg, TD. Punt return statistics for individual players and teams.

Table with columns: KICKOFF RETURNS, No, Yds, Avg, Lg, TD. Kickoff return statistics for individual players and teams.

Table with columns: FIELD GOALS, Succop, Team, Opponents. Field goal statistics for individual players and teams.

TEAM/Succop: (28G) (51N,46G) (34G) (48G,26G) (40G) (58N) (48G,44G) (32G,22G,33G) (1) (51G,23G) (47G) (19G,31G) (53G,41G) (39G,53G) (42G) (35G)

SACKS: Orakpo 10.5, Morgan 9, Casey 5, Spence 3, Williamson 2, Woodyard 2, D. Jones 1.5, Klug 1.5, Byard 1, Dodd 1, Stafford 1, Wallace 1, (team) 1, Au. Johnson 0.5

TACKLES (Solo-Assists-Total): Williamson (76-73-149), Woodyard (52-36-88), Spence (41-36-77), McCourty (56-8-64), Byard (42-21-63), Stafford (42-16-58), Orakpo (40-15-55), Searcy (39-12-51), Casey (38-13-51), Morgan (29-21-50), R. Johnson (33-15-48), McCain (37-7-44), Blake (32-5-37), Cox (33-3-36), Jones (18-11-29), Klug (14-11-25), Sims (17-1-18), Woods (11-6-17), Bass (8-8-16), Au. Johnson (13-2-15), Wallace (9-6-15), Blackson (7-7-14), Dodd (6-3-9), Palmer (2-0-2), An. Woods (2-0-2), Abdesmad (1-0-1), Reed (1-0-1), Team (1-0-1)

Team Totals: 700-336-1,036

USUAL STARTING LINEUP

OFFENSE: WR Rishard Matthews (18), TE Delanie Walker (82), LT Taylor Lewan (77), LG Quinton Spain (67), C Ben Jones (80), RG Josh Kline (64), RT Jack Conklin (78), TE Anthony Fasano (80), WR Tajae Sharpe (19), QB Marcus Mariota (8), RB DeMarco Murray (29)

DEFENSE

DE DaQuan Jones (90), NT Al Woods (96), DT Jurrell Casey (99), OLB Derrick Morgan (91)/David Bass (51), ILB Wesley Woodyard (59)/Sean Spence (55), ILB Avery Williamson (54), OLB Brian Orakpo (98), CB Jason McCourty (30), SS Da'Norris Searcy (21), FS Rashad Johnson (25)/Kevin Byard (31)/Daimion Stafford (24), CB Brice McCain (23)/Perrish Cox (20)

SPECIALISTS

K Ryan Succop (4), P Brett Kern (6), KR/PR Marc Mariani (87)

Pro Bowl All-Pro

GM: Jon Robinson; Head Coach: Mike Mularkey. Asst. Coaches: Dick LeBeau (asst. HC/def. coord.), Terry Robiskie (off. coord.), Bobby April (ST coord.), Brandon Blaney (def. asst.), Bob Bratkowski (WR), Sylvester Croom (RB), Nick Eason (DL), Russ Grimm (OL), Steve Hoffman (ST asst.), Steve Jackson (asst. secondary), Jason Michael (QB), Arthur Smith (TE), Lou Spanos (LB), Luke Stechel (off. asst.), Mike Sullivan (asst. OL), Deshea Townsend (secondary), Jason Tucker (asst. WR), Steve Watterson (asst. HC/strength and cond.), Keith Willis (asst. DL). * April - special teams coordinator first four games; Hoffman - special teams assistant first four games, special teams coordinator final 12 games

AMERICAN FOOTBALL CONFERENCE STANDINGS

Table showing AFC EAST, AFC NORTH, AFC SOUTH, and AFC WEST standings with columns for W, L, T, Pct.

NATIONAL FOOTBALL CONFERENCE STANDINGS

Table showing NFC EAST, NFC NORTH, and NFC SOUTH standings with columns for W, L, T, Pct.

* Wild Card for Playoffs

2015 SEASON (3-13 REGULAR SEASON, 0-0 PLAYOFFS) • 4TH PLACE AFC SOUTH

Table with columns: DATE, OPPONENT, SCORE, W/L, ATT. Lists game results for the 2015 season.

Summary statistics table for the 2015 season, comparing Titans and Opponents across categories like Total First Downs, Net Yards Rushing, and Touchdowns.

Table with columns: BY PERIODS, 1, 2, 3, 4, OT, PTS. Shows performance by quarter.

Table with columns: SCORING, TD, RU, PA, RT, PAT, FG, S, TP. Lists individual player statistics for touchdowns, punts, and field goals.

2-Pt Conversions: Green-Beckham, McCluster, Walker, TM 3-5, OPP 0-1

FUM/LOST: Mariota 10/6, Mettenberger 4/2, Douglas 2/1, McCluster 2/2, Sankey 2/1, West(TM) 2/2, Andrews 1/1, Gallik 1/0, Supernaw 1/1

Table with columns: RUSHING, No, Yds, Avg, Lg, TD. Lists rushing statistics for key players.

Table with columns: PASSING, Att, Cmp, Pct, Yards, Yds/Att, TD, Int, Lg, Sk/Yds, Rating. Lists passing statistics for key players.

Table with columns: Player Name, Yds, Avg, Lg, TD. Lists receiving statistics for key players.

Table with columns: RECEIVING, No, Yds, Avg, Lg, TD. Lists receiving statistics for key players.

Table with columns: INTERCEPTIONS, No, Yds, Avg, Lg, TD. Lists interception statistics for key players.

Table with columns: PUNTING, No, Yds, Avg, Net, TB, In, Lg, B. Lists punting statistics for key players.

Table with columns: PUNT RETURNS, No, FC, Yds, Avg, Lg, TD. Lists punt return statistics for key players.

Table with columns: KICKOFF RETURNS, No, Yds, Avg, Lg, TD. Lists kickoff return statistics for key players.

Table with columns: FIELD GOALS, 1-19, 20-29, 30-39, 40-49, 50+. Lists field goal statistics for key players.

TEAM/Succop: () () (38G,21G) (21G,41G) (37G) () (35G,44G) (51G,29G,55N) (45G) (47G,49G,53N) () () (49G) () (49G)

SACKS: Casey 7, Orakpo 7, Woodyard 5, Morgan 4.5, Klug 4, Williamson 3.5, Blackson 2.5, Bass 1.5, Griffin 1, Stafford 1, Tavai 1, Brown 0.5, Searcy 0.5

TACKLES (Solo-Assists-Total): Williamson (79-58-137), Woodyard (70-40-110), Griffin (67-34-101), Brown (65-33-98), Casey (48-38-86), Jones (45-22-67), Orakpo (44-20-64), Sensabaugh (42-16-58), Searcy (41-13-54), Bass (23-19-42), Morgan (20-14-34), Cox (26-5-31), Woods (14-17-31), Klug (13-13-26), Webb (20-2-22), Stafford (16-4-20), Blackson (10-9-19), Hill (7-12-19), Wreh-Wilson (16-1-17), McCourty (10-6-16), Riggs (6-0-6), Huff (5-1-6), Pitouita (2-2-4), Tavai (2-1-3), Martin (1-2-3), Johnson (1-1-2), Mount (0-1-1)

Table with columns: Player Name, Yds, Avg, Lg, TD. Lists receiving statistics for key players.

USUAL STARTING LINEUP

OFFENSE: WR Harry Douglas (83), TE Delanie Walker (82), LT Taylor Lewan (77), LG Byron Bell (76)/Quinton Spain (60), C Brian Schwenke (62)/Andy Gallik (69), RG Chance Warmack (70), RT Jeremiah Poutasi (73)/Byron Bell (76), TE Craig Stevens (88)/Anthony Fasano (80), WR Kendall Wright (13), QB Marcus Mariota (8), RB Antonio Andrews (26)

DEFENSE: DE DaQuan Jones (90), NT Al Woods (96)/Sammie Hill (94), DT Jurrell Casey (99), OLB Derrick Morgan (91)/David Bass (51), ILB Wesley Woodyard (59), ILB Avery Williamson (54), OLB Brian Orakpo (98), CB Perrish Cox (29), SS Da'Norris Searcy (21), FS Michael Griffin (33), CB Coty Sensabaugh (24)

SPECIALISTS: K Ryan Succop (8), P Brett Kern (6), KR/PR Dexter McCluster (22)

Pro Bowl All-Pro

GM: Ruston Webster; Head Coach: Ken Whisenhunt (first seven games), Mike Mularkey (final nine games). Asst. Coaches: Dick LeBeau (asst. HC/def.), Ray Horton (def. coord.), Jason Michael (off. coord.), Steve Watterson (strength and cond.), Bob Bostad (OL), Steve Brown (asst. secondary), Louie Cioffi (secondary), Sylvester Croom (RB), Nick Eason (asst. DL), Steve Hoffman (ST asst.), Shawn Jefferson (WR), Nate Kaczor (ST), Cannon Matthews (qual. ctl. coord. - def.), John McNulty (QB), Mike Mularkey (TE*), Arthur Smith (asst. TE*), Gift Smith (DL), Lou Spanos (LB), Luke Stechel (off. asst.), Mike Sullivan (asst. OL), Jason Tucker (asst. WR). * Mularkey - tight ends coach first seven games, head coach final nine games; Smith - assistant tight ends coach first seven games, tight ends coach final nine games

AMERICAN FOOTBALL CONFERENCE STANDINGS

Table showing AFC EAST, AFC NORTH, AFC SOUTH, and AFC WEST standings with columns for W, L, T, Pct.

NATIONAL FOOTBALL CONFERENCE STANDINGS

Table showing NFC EAST, NFC NORTH, and NFC SOUTH standings with columns for W, L, T, Pct.

* Wild Card for Playoffs

2014 SEASON (2-14 REGULAR SEASON, 0-0 PLAYOFFS) • 4TH PLACE AFC SOUTH

DATE	OPPONENT	SCORE	W/L	ATT
Sep. 7	at Kansas City	26-10	W	73,569
Sep. 14	DALLAS	10-26	L	69,143
Sep. 21	at Cincinnati	7-33	L	56,743
Sep. 28	at Indianapolis	17-41	L	64,757
Oct. 5	CLEVELAND	28-29	L	69,143
Oct. 12	JACKSONVILLE	16-14	W	69,143
Oct. 19	at Washington	17-19	L	75,227
Oct. 26	HOUSTON	16-30	L	69,143
Nov. 9	at Baltimore	7-21	L	70,914
Nov. 17	PITTSBURGH	24-27	L	69,143
Nov. 23	at Philadelphia	24-43	L	69,596
Nov. 30	at Houston	21-45	L	71,714
Dec. 7	NEW YORK GIANTS	7-36	L	69,143
Dec. 14	NEW YORK JETS	11-16	L	69,143
Dec. 18	at Jacksonville	13-21	L	61,202
Dec. 28	INDIANAPOLIS	10-27	L	69,143

	TITANS	OPP
Total First Downs	258	357
Rushing	75	119
Passing	159	211
Penalty	24	27
3rd Down: Made/Att	59/196	94/227
3rd Down Pct.	30.1	41.4
4th Down: Made/Att	6/17	5/11
4th Down Pct.	35.3	45.5
Possession Avg.	27:31	32:29
Total Net Yards	4859	5968
Avg. Per Game	303.7	373.0
Total Plays	919	1099
Avg. Per Play	5.3	5.4
Net Yards Rushing	1447	2195
Avg. Per Game	90.4	137.2
Total Rushes	356	515
Net Yards Passing	3412	3773
Avg. Per Game	213.3	235.8
Sacked/Yards Lost	50/326	39/222
Gross Yards	3738	3995
Att./Completions	513/299	545/347
Completion Pct.	58.3	63.7
Had Intercepted	16	12
Punts/Average	89/46.3	73/46.0
Net Punting Avg.	89/40.8	73/41.2
Penalties/Yards	111/961	93/731
Fumbles/Ball Lost	23/10	7/4
Touchdowns	28	48
Rushing	6	17
Passing	20	28
Returns	2	3

BY PERIODS	1	2	3	4	OT	PTS
Team	40	94	73	47	0	254
Opponents	105	110	97	126	0	438

SCORING	TD	RU	PA	RT	PAT	FG	S	TP
Succop	0	0	0	0	27/27	19/22	0	84
Wright	6	0	6	0			0	36
Walker	4	0	4	0			0	24
Hunter	3	0	3	0			0	18
Greene	2	2	0	0			0	12
Sankey	2	2	0	0			0	12
L. Washington	2	0	2	0			0	12
N. Washington	2	0	2	0			0	12
Battle	1	1	0	0			0	6
Coffman	1	0	1	0			0	6
Hagan	1	0	1	0			0	6
Huff	1	0	0	1b			0	6
Locker	1	1	0	0			0	6
McCluster	1	0	1	0			0	6
McCourtly	1	0	0	1a			0	6
Team	28	6	20	2	27/27	19/22	1	254
Opponents	48	17	28	3	47/47	33/39	2	438

2-Pt Conversions: **TM 0-1, OPP 0-1**

FUM/Lost: Mettenberger 4/2, Locker 3/1, L. Washington 3/1, Whitehurst 3/0, Sankey 2/2, Spencer 2/0, Walker 2/0, Greene 1/1, McCluster 1/1, Schwenke 1/1, Wright 1/1

RUSHING	No	Yds	Avg	Lg	TD
Sankey	152	569	3.7	22	2
Greene	94	392	4.2	52	2
Locker	22	142	6.5	29	1
McCluster	40	131	3.3	16	0
Whitehurst	20	90	4.5	23	0
L. Washington	13	57	4.4	16	0
Wright	4	54	13.5	38	0
Battle	5	9	1.8	5	1
Mettenberger	5	4	0.8	8	0

PASSING	Att	Cmp	Pct	Yards	Yds/Att	TD	Int	Lg	Sk/Yds	Rating
Whitehurst	185	105	56.8	1,236	7.17	7	2	75t	18/103	87.4
Mettenberger	179	107	59.8	1,412	7.89	8	7	80t	18/138	83.4
Locker	146	86	58.9	993	6.80	5	7	61t	14/85	70.9
Palmer	3	1	33.3	7	2.33	0	0	7	0/0	42.4
Team	513	299	58.3	3,738	7.29	20	16	80t	50/326	81.0
Opponents	545	347	63.7	3,995	7.33	28	12	80	39/222	93.6

Palmer	1	-1	-1.0	-1	0
Team	356	1447	4.1	52	6
Opponents	515	2195	4.3	62t	17

RECEIVING	No	Yds	Avg	Lg	TD
Walker	63	890	14.1	68	4
Wright	57	715	12.5	48	6
N. Washington	40	647	16.2	80t	2
Hunter	28	498	17.8	75t	3
McCluster	26	197	7.6	25	1
L. Washington	22	159	7.2	25	2
Hagan	19	254	13.4	38t	1
Sankey	18	133	7.4	18	0
Coffman	6	64	10.7	18	1
Durham	6	54	9.0	14	0
Battle	5	28	5.6	12	0
Stevens	2	26	13.0	20	0
Thompson	2	24	12.0	13	0
Andrews	2	11	5.5	6	0
Greene	1	13	13.0	13	0
Klug	1	9	9.0	9	0
Schwenke	1	6	6.0	6	0
Whitehurst	0	10	---	10	0
Team	299	3738	12.5	80t	20
Opponents	347	3995	11.5	80	28

INTERCEPTIONS	No	Yds	Avg	Lg	TD
McCortly	3	0	0.0	0	0
Woodyard	2	20	10.0	13	0
Griffin	2	12	6.0	12	0
Wreh-Wilson	1	34	34.0	34	0
Stafford	1	33	33.0	33	0
Huff	1	23	23.0	23t	1
Ghee	1	0	0.0	0	0
Wilson	1	0	0.0	0	0
Team	12	122	10.2	34	1
Opponents	16	214	13.4	67	1

PUNTING	No	Yds	Avg	Net	TB	In	Lg	B
Kern	88	4118	46.8	40.8	7	28	79	1
Team	89	4118	46.3	40.8	7	28	79	1
Opponents	73	3356	46.0	41.2	7	26	69	0

PUNT RETURNS	No	FC	Yds	Avg	Lg	TD
McCluster	22	14	155	7.0	48	0
L. Washington	7	4	47	6.7	10	0
Griffin	1	0	5	5.0	5	0
Team	30	18	207	6.9	48	0
Opponents	43	25	350	8.1	30	0

KICKOFF RETURNS	No	Yds	Avg	Lg	TD
L. Washington	31	738	23.8	52	0
Sankey	7	198	28.3	42	0
Andrews	5	110	22.0	27	0
Battle	2	43	21.5	22	0
Klug	2	32	16.0	20	0
Martin	1	0	0.0	0	0
Team	48	1121	23.4	52	0
Opponents	31	855	27.6	107t	1

FIELD GOALS	1-19	20-29	30-39	40-49	50+
Succop	0/0	5/5	7/7	5/8	2/2
Team	0/0	5/5	7/7	5/8	2/2
Opponents	1/1	9/9	12/12	7/11	4/6

Titans/Succop: (36G,31G,46G,47G) (47G) (40N,44N) (36G) (1) (25G,21G,42G) (36G) (35G) (1) (20G) (20G) (1) (42N) (40G, 33G,51G) (50G,23G) (31G)

OPP: (35G,48N) (48G,44G,51G,48G) (29G) (31G,30G) (38G,42G) (55B)(31G,31G,27G,22G) (30G,29G,49G) (1) (49G,23G) (36G,26G,49N,35G,30G,50G) (37G,43B) (20G,19G,36G,52G,42G) (53N,51G) (1) (23G,46N,26G)

SACKS
Morgan 6.5, Casey 5, Griffin 3, Hill 3, Williamson 3, Woodyard 2.5, Klug 2, Phillips TM 2, Pitoitua 2, Wimbley 2, Groves 1, Huff 1, D. Jones 1, Pollard 1, Sensabaugh 1, Stafford 1, Wilson 1, Woods 1
Titans 39, Opponents 50

TACKLES (Solo-Assists-Total)
Woodyard (66-68-134), Griffin (83-32-115), Williamson (55-52-107), Casey (58-28-86), McCortly (77-8-85), Morgan (52-30-82), Wilson (49-16-65), Wreh-Wilson (47-10-57), Hill (30-17-47), Pitoitua (21-24-45), Sensabaugh (37-7-44), Wimbley (18-23-41), Stafford (24-9-33), Klug (21-10-31), Woods (14-17-31), Phillips (14-14-28), Martin (10-18-28), Pollard (22-4-26), Gooden (15-9-24), Groves (12-7-19), Huff (8-6-14), Jones (7-6-13), Harris (8-1-9), Moch (3-1-4), Ghee (3-0-3), Brown (1-0-1)
Team Totals: 755-417-1,172

USUAL STARTING LINEUP

OFFENSE

- WR Nate Washington (85)
- TE Delanie Walker (82)
- LT Taylor Lewan (77)
- LG Andy Levitre (67)
- C Brian Schwenke (62)
- RG Chance Warmack (70)
- RT Michael Oher (72)
- TE Craig Stevens (88)/Brett Brackett (87)
- WR Kendall Wright (13)
- QB Zach Mettenberger (7)
- RB Bishop Sankey (20)

DEFENSE

- DE Ropati Pitoitua (92)
- NT Sammie Hill (94)
- DT Jurrell Casey (99)
- OLB Derrick Morgan (91)
- ILB Wesley Woodyard (59)
- ILB Avery Williamson (54)
- OLB Kamerion Wimbley (95)
- CB Bliidi Wreh-Wilson (25)
- SS George Wilson (21)
- FS Michael Griffin (33)
- CB Jason McCortly (30)

SPECIALISTS

- K Ryan Succop (8)
- P Brett Kern (6)
- KR/PR Leon Washington (26)

Pro Bowl [All-Pro](#)

GM: Ruston Webster; **Head Coach:** Ken Whisenhunt
Asst. Coaches: Ray Horton (def. coord.), Jason Michael (off. coord.), Bob Bostad (off. line), Steve Brown (asst. secondary), Louie Cioffi (secondary), Sylvester Croom (RB), Nick Eason (asst. DL), Steve Hoffman (ST asst.), Shawn Jefferson (WR), Nate Kaczor (ST), Cannon Matthews (qual. ctl. coord. - def.), John McNulty (QB), Mike Mularkey (TE), Kevin Patullo (asst. WR), Arthur Smith (asst. TE), Giff Smith (DL), Lou Spanos (LB), Luke Stechel (off. asst.), Mike Sullivan (asst. OL), Steve Watterson (strength and cond.)

AMERICAN FOOTBALL CONFERENCE STANDINGS

AFC EAST	W	L	T	Pct
New England	12	4	0	.750
Buffalo	9	7	0	.563
Miami	8	8	0	.500
New York Jets	4	12	0	.250
AFC NORTH	W	L	T	Pct
Pittsburgh	11	5	0	.688
* Cincinnati	10	5	1	.656
* Baltimore	10	6	0	.625
Cleveland	7	9	0	.438
AFC SOUTH	W	L	T	Pct
Indianapolis	11	5	0	.688
Houston	9	7	0	.563
Jacksonville	3	13	0	.188
Tennessee	2	14	0	.125
AFC WEST	W	L	T	Pct
Denver	12	4	0	.750
Kansas City	9	7	0	.563
San Diego	9	7	0	.563
Oakland	3	13	0	.188

NATIONAL FOOTBALL CONFERENCE STANDINGS

NFC EAST	W	L	T	Pct
Dallas	12	4	0	.750
Philadelphia	10	6	0	.625
New York Giants	6	10	0	.375
Washington	4	12	0	.250
NFC NORTH	W	L	T	Pct
Green Bay	12	4	0	.750
* Detroit	11	5	0	.688
Minnesota	7	9	0	.438
Chicago	5	11	0	.313
NFC SOUTH	W	L	T	Pct
Carolina	7	8	1	.469
New Orleans	7	9	0	.438
Atlanta	6	10	0	.375
Tampa Bay	2	14	0	.125

2013 SEASON (7-9 REGULAR SEASON, 0-0 PLAYOFFS) • 2ND PLACE AFC SOUTH

DATE	OPPONENT	SCORE	W/L	ATT
Sep. 8	at Pittsburgh	16-9	W	61,585
Sep. 15	at Houston	24-30*	L	71,718
Sep. 22	SAN DIEGO	20-17	W	69,143
Sep. 29	NEW YORK JETS	38-13	W	69,143
Oct. 6	KANSAS CITY	17-26	L	69,143
Oct. 13	at Seattle	13-20	L	68,127
Oct. 20	SAN FRANCISCO	17-31	L	69,143
Nov. 3	at St. Louis	28-21	W	54,617
Nov. 10	JACKSONVILLE	27-29	L	69,143
Nov. 14	INDIANAPOLIS	27-30	L	69,143
Nov. 24	at Oakland	23-19	W	46,001
Dec. 1	at Indianapolis	14-22	L	65,502
Dec. 8	at Denver	28-51	L	76,554
Dec. 15	ARIZONA	34-37*	L	69,143
Dec. 22	at Jacksonville	20-16	W	60,559
Dec. 29	HOUSTON	16-10	W	69,143

	TITANS	OPP
Total First Downs	311	329
Rushing	103	108
Passing	172	191
Penalty	36	30
3rd Down: Made/Att	94/227	69/201
3rd Down Pct.	41.4	34.3
4th Down: Made/Att	11/17	7/11
4th Down Pct.	64.7	63.6
Possession Avg.	30:00	30:00
Total Net Yards	5390	5407
Avg. Per Game	336.9	337.9
Total Plays	1032	1027
Avg. Per Play	5.2	5.3
Net Yards Rushing	1894	1795
Avg. Per Game	118.4	112.2
Total Rushes	462	446
Net Yards Passing	3496	3612
Avg. Per Game	218.5	225.8
Sacked/Yards Lost	37/214	36/227
Gross Yards	3710	3839
Att./Completions	533/328	545/344
Completion Pct.	63.1	63.1
Had Intercepted	16	13
Punts/Average	79/42.9	76/45.0
Net Punting Avg.	79/39.7	76/40.0
Penalties/Yards	101/900	95/779
Fumbles/Ball Lost	27/9	24/12
Touchdowns	41	40
Rushing	16	21
Passing	22	15
Returns	3	4

BY PERIODS	1	2	3	4	OT	PTS
Team	71	77	65	149	0	362
Opponents	76	83	88	125	9	381

SCORING	TD	RU	PA	RT	PAT	FG	S	TP
Bironas	0	0	0	0	41/41	25/29	0	116
C. Johnson	10	6	4	0	0	0	0	60
Walker	6	0	6	0	0	0	0	36
Greene	4	4	0	0	0	0	0	24
Hunter	4	0	4	0	0	0	0	24
Fitzpatrick	3	3	0	0	0	0	0	18
N. Washington	3	0	3	0	0	0	0	18
Locker	2	2	0	0	0	0	0	12
Preston	2	0	2	0	0	0	0	12
Wright	2	0	2	0	0	0	0	12
Battle	1	1	0	0	0	0	0	6
Klug	1	0	0	1b	0	0	0	6
McCourty	1	0	0	1c	0	0	0	6
Thompson	1	0	1	0	0	0	0	6
Verner	1	0	0	1a	0	0	0	6
Team	41	16	22	3	41/41	25/29	0	362
Opponents	40	21	15	4	37/38	32/39	3	381

2-Pt Conversions: TM 0-0, OPP 1-1

FUM/Lost: Fitzpatrick 9/2, C. Johnson 3/2, Locker 3/1, Kern 2/0, Williams 2/1, Wright 2/0, Wylie(TM) 2/1, Bailey 1/1, Reynaud(TM) 1/1, Walker 1/0, L. Washington(LG) 1/0, L. Washington(TM) 1/0

RUSHING	No	Yds	Avg	Lg	TD
C. Johnson	279	1077	3.9	30t	6
Greene	77	295	3.8	29	4
Fitzpatrick	43	225	5.2	26	3
Locker	24	155	6.5	39	2
Battle	36	142	3.9	37	1
Kern	2	0	0.0	0	0

PASSING	Att	Cmp	Pct	Yards	Yds/Att	TD	Int	Lg	Sk/Yds	Rating
Fitzpatrick	350	217	62.0	2454	7.01	14	12	77t	21/109	82.0
Locker	183	111	60.7	1256	6.86	8	4	66t	16/105	86.7
Team	533	328	61.5	3710	6.96	22	16	77t	37/214	83.6
Opponents	545	344	63.1	3839	7.04	15	13	55	36/227	83.3

	1	0	0.0	0	0
Reynaud	462	1894	4.1	39	16
Opponents	446	1795	4.0	60	21

RECEIVING	No	Yds	Avg	Lg	TD
Wright	94	1079	11.5	45	2
Walker	60	571	9.5	33	6
N. Washington	58	919	15.8	77t	3
C. Johnson	42	345	8.2	66t	4
Hunter	18	354	19.7	57	4
Williams	15	178	11.9	32	0
Britt	11	96	8.7	15	0
Greene	6	39	6.5	28	0
Mooney	6	32	5.3	22	0
Preston	5	37	7.4	10t	2
Battle	4	36	9.0	24	0
Thompson	3	13	4.3	9t	1
Stevens	2	5	2.5	6	0
Shiancoe	2	2	1.0	3	0
Reynaud	1	4	4.0	4	0
Fitzpatrick	1	0	0.0	0	0
Team	328	3710	11.3	77t	22
Opponents	344	3839	11.2	55	15

INTERCEPTIONS	No	Yds	Avg	Lg	TD
Verner	5	68	13.6	34	1
Pollard	3	36	12.0	32	0
Ayers	1	5	5.0	5	0
Brown	1	3	3.0	3	0
McCarthy	1	1	1.0	1	0
Griffin	1	0	0.0	0	0
G. Wilson	1	0	0.0	0	0
Team	13	113	8.7	34	1
Opponents	16	132	8.3	35	1

PUNTING	No	Yds	Avg	Net	TB	In	Lg	B
Kern	78	3386	43.4	39.7	2	32	63	1
Team	79	3386	42.9	39.7	2	32	63	1
Opponents	76	3422	45.0	40.0	7	28	61	0

PUNT RETURNS	No	FC	Yds	Avg	Lg	TD
Reynaud	18	8	135	7.5	35	0
L. Washington	6	9	78	13.0	33	0
Williams	4	3	12	3.0	8	0
Wylie	2	0	4	2.0	4	0
Verner	1	0	11	11.0	11	0
Team	31	20	240	7.7	35	0
Opponents	35	25	210	6.0	24	0

KICKOFF RETURNS	No	Yds	Avg	Lg	TD
L. Washington LG	17	500	29.4	95	0
L. Washington TM	16	481	30.1	95	0
Reynaud	15	355	23.7	40	0
Williams	5	123	24.6	37	0
Wylie	5	94	18.8	23	0
Bailey	1	0	0.0	0	0
Battle	1	26	26.0	26	0
Verner	1	17	17.0	17	0
Team	44	1096	24.9	95	0
Opponents	45	1099	24.4	46	0

FIELD GOALS	1-19	20-29	30-39	40-49	50+
Bironas	0/0	10/10	8/9	5/7	2/3
Team	0/0	10/10	8/9	5/7	2/3
Opponents	2/2	6/6	6/8	15/18	3/5

Bironas/Titans: (26G, 44G, 27G) (48N, 47G) (20G, 43N, 37G) (26G) (22G, 32N) (38G, 25G) (31G) (1) (39G, 37G) (25G, 38G) (33G, 22G, 23G) (1) (1) (45G, 50N, 24G) (45G, 52G) (42G, 55G, 37G) (OPP: (1) (50N, 50N, 46N) (44G, 38B) (45G, 47G) (29G, 24G, 33G, 48G) (31G, 29G) (44G) (44N) (32G, 44G) (48G, 30G, 50G) (52G, 48G, 24G, 32N, 48N, 42G) (47G, 48G, 45G, 37G, 49G) (25G, 64G, 19G) (25G, 47G, 41G) (36G) (19G)

SACKS
Casey 10.5, Morgan 6, Brown 4, Pitoitua 4, A. Johnson 3, Wimbley 3, Klug 2, Ayers 1, Fokou 1, Mi. Martin 1, Pollard 0.5
Titans 36, Opponents 37

TACKLES (Solo-Assists-Total)
Pollard (93-49-142), Brown (80-37-117), Griffin (71-35-106), Fokou (67-31-98), Pitoitua (42-49-91), Casey (49-41-90), McCourty (68-9-77), Verner (61-12-73), Ayers (44-12-56), Morgan (31-23-54), McCarthy (35-16-51), Hill (26-14-40), Sensabaugh (29-8-37), A. Johnson (19-16-35), Wilson (25-8-33), Klug (14-12-26), Wimbley (12-12-24), Martin (9-13-22), Edwards (6-4-10), Wreh-Wilson (6-3-9), Gooden (4-3-7), Campbell (3-1-4), Stafford (1-0-1)
Team Totals: 795-408-1,203

USUAL STARTING LINEUP	
OFFENSE	
WR	Nate Washington (85)
TE	Craig Stevens (88)
LT	Michael Roos (71)
LG	Andy Levitre (67)
C	Brian Schwenke (62)
RG	Chance Warmack (70)
RT	David Stewart (76)
TE	Delanie Walker (82)
WR	Kendall Wright (13)
QB	Jake Locker (10)/Ryan Fitzpatrick (4)
RB	Chris Johnson (28)
DEFENSE	
LE	Derrick Morgan (91)
DT	Sammie Hill (94)
DT	Jurrell Casey (99)
RE	Ropati Pitoitua (92)
SLB	Akeem Ayers (56)
MLB	Moise Fokou (53)
WLB	Zach Brown (55)
LCB	Jason McCourty (30)
RCB	Alterraun Verner (20)
SS	Bernard Pollard (31)
FS	Michael Griffin (33)
SPECIALISTS	
K	Rob Bironas (2)
P	Brett Kern (6)
KR/PR	Leon Washington (26)
Pro Bowl All-Pro	
GM: Ruston Webster; Head Coach: Mike Munchak	
Asst. Coaches: Jerry Gray (def. coord.), Dowell Loggains (off. coord.), Steve Watterson (asst. head coach/strength & cond.), Gregg Williams (senior asst./defense), Steve Brown (asst. secondary), Sylvester Croom (RB), Jonathan Gannon (def. asst./qual. ctl.), George Henshaw (TE), Steve Hoffman (ST asst.), Shawn Jefferson (WR), Nate Kaczor (ST), Bruce Matthews (OL), Brett Maxie (secondary), Keith Millard (def. asst./pass rush specialist), Chet Parlavacchio (LB), Dave Ragone (QB), Tracy Rucker (DL), Arthur Smith (OL/TE asst.)	

AMERICAN FOOTBALL CONFERENCE STANDINGS				
AFC EAST				
	W	L	T	Pct
New England	12	4	0	.750
New York Jets	8	8	0	.500
Miami	8	8	0	.500
Buffalo	6	10	0	.375
AFC NORTH				
	W	L	T	Pct
Cincinnati	11	5	0	.688
Pittsburgh	8	8	0	.500
Baltimore	8	8	0	.500
Cleveland	4	12	0	.250
AFC SOUTH				
	W	L	T	Pct
Indianapolis	11	5	0	.688
Tennessee	7	9	0	.438
Jacksonville	4	12	0	.250
Houston	2	14	0	.125
AFC WEST				
	W	L	T	Pct
Denver	13	3	0	.813
* Kansas City	11	5	0	.688
* San Diego	9	7	0	.563
Oakland	4	12	0	.250
NATIONAL FOOTBALL CONFERENCE STANDINGS				
NFC EAST				
	W	L	T	Pct
Philadelphia	10	6	0	.625
Dallas	8	8	0	.500
New York Giants	7	9	0	.438
Washington	3	13	0	.188
NFC NORTH				
	W	L	T	Pct
Green Bay	8	7	1	.531
Chicago	8	8	0	.500
Detroit	7	9	0	.438
Minnesota	5	10	1	.344
NFC SOUTH				
	W	L	T	Pct
Carolina	12	4	0	.750
* New Orleans	11	5	0	.688
Atlanta	4	12	0	.250
Tampa Bay	4	12	0	.250
NFC WEST				
	W	L	T	Pct
Seattle	13	3	0	.813
* San Francisco	12	4	0	.750
Arizona	10	6	0	.625
St. Louis Rams	7	9	0	.438
* Wild Card for Playoffs				

2012 SEASON (6-10 REGULAR SEASON, 0-0 PLAYOFFS) • 3RD PLACE AFC SOUTH

DATE	OPPONENT	SCORE	W/L	ATT
Sep. 9	NEW ENGLAND	13-34	L	69,143
Sep. 16	at San Diego	10-38	L	60,804
Sep. 23	DETROIT	44-41*	W	69,143
Sep. 30	at Houston	14-38	L	71,581
Oct. 7	at Minnesota	7-30	L	57,652
Oct. 11	PITTSBURGH	26-23	W	69,143
Oct. 21	at Buffalo	35-34	W	68,836
Oct. 28	INDIANAPOLIS	13-19*	L	69,143
Nov. 4	CHICAGO	20-51	L	69,143
Nov. 11	at Miami	37-3	W	60,165
Nov. 18	BYE			
Nov. 25	at Jacksonville	19-24	L	63,323
Dec. 2	HOUSTON	10-24	L	69,143
Dec. 9	at Indianapolis	23-27	L	64,688
Dec. 17	NEW YORK JETS	14-10	W	69,143
Dec. 23	at Green Bay	7-55	L	70,508
Dec. 30	JACKSONVILLE	38-20	W	69,143

	TITANS	OPP
Total First Downs	260	358
Rushing	70	122
Passing	166	210
Penalty	24	26
3rd Down: Made/Att	83/217	85/214
3rd Down Pct.	38.2	39.7
4th Down: Made/Att	5/15	6/14
4th Down Pct.	33.3	42.9
Possession Avg.	27:18	32:42
Total Net Yards	5,010	5,999
Avg. Per Game	313.1	374.9
Total Plays	957	1,086
Avg. Per Play	5.2	5.5
Net Yards Rushing	1,687	2,035
Avg. Per Game	105.4	127.2
Total Rushes	378	483
Net Yards Passing	3,323	3,964
Avg. Per Game	207.7	247.8
Sacked/Yards Lost	39/254	39/241
Gross Yards	3,577	4,205
Att./Completions	540/318	564/374
Completion Pct.	58.9	66.3
Had Intercepted	16	19
Punts/Average	83/46.4	70/44.1
Net Punting Avg.	83/40.4	70/36.1
Penalties/Yards	106/847	86/717
Fumbles/Ball Lost	21/12	15/5
Touchdowns	36	55
Rushing	10	16
Passing	17	31
Returns	9	8

BY PERIODS	1	2	3	4	OT	PTS
Team	72	94	66	95	3	330
Opponents	155	58	116	136	6	471

SCORING	TD	RU	PA	RT	PAT	FG	S	TP
Bironas	0	0	0	0	35/35	25/31	0	110
C. Johnson	6	6	0	0			0	36
Britt	4	0	4	0			0	26
Cook	4	0	4	0			0	24
Washington	4	0	4	0			0	24
Wright	4	0	4	0			0	24
Harper	3	3	0	0			0	18
Reynaud	3	0	0	3b			0	18
Brown	2	0	0	2f			0	12
Campbell	1	0	0	1a			0	6
Locker	1	1	0	0			0	6
McCarthy	1	0	0	1d			0	6
Stevens	1	0	1	0			0	6
Verner	1	0	0	1c			0	6
Witherspoon	1	0	0	1e			0	6
Team Defense	0	0	0	0			1	2
Team	36	10	17	9	35/35	25/31	1	330
Opponents	55	16	31	8	52/52	29/31	0	471

2-Pt Conversions: Britt, TM 1-1, OPP 1-2

FUM/Lost: C. Johnson 5/4, Locker 4/4, Hasselbeck 3/1, Britt 2/1, Stevens 2/0, Brown 1/0, Cook 1/1, Reynaud 1/0, Washington 1/0, Wright 1/1

RUSHING	No	Yds	Avg	Lg	TD
C. Johnson	276	1,243	4.5	94t	6
Locker	41	291	7.1	32	1
Hasselbeck	13	38	2.9	16	0
Reynaud	16	33	2.1	11	0
Harper	19	30	1.6	13	3
Mooney	5	19	3.8	8	0

PASSING	Att	Cmp	Pct	Yards	Yds/Att	TD	Int	Lg	Sk/Yds	Rating
Locker	314	177	2,176	56.4	6.93	10	11	71t	25/151	74.0
Hasselbeck	221	138	1,367	62.4	6.19	7	5	37	14/103	81.0
Smith	5	3	34	60.0	6.80	0	0	17	0/0	80.4
Team	540	318	3,577	58.9	6.62	17	16	71t	39/254	76.9
Opponents	564	374	4,205	66.3	7.46	31	19	82t	39/241	92.7

Ringer	2	14	7.0	9	0
Babineaux	1	10	10.0	10	0
Q. Johnson	4	5	1.3	3	0
Wright	1	4	4.0	4	0
Team	378	1,687	4.5	94t	10
Opponents	483	2,035	4.2	46	16

RECEIVING	No	Yds	Avg	Lg	TD
Wright	64	626	9.8	38	4
Washington	46	746	16.2	71t	4
Britt	45	589	13.1	46	4
Cook	44	523	11.9	61t	4
C. Johnson	36	232	6.4	22	0
Williams	30	324	10.8	27	0
Stevens	23	275	12.0	46	1
Thompson	6	46	7.7	12	0
Hawkins	5	62	12.4	42	0
Preston	5	59	11.8	21	0
Q. Johnson	5	40	8.0	17	0
Reynaud	5	35	7.0	9	0
Ringer	3	12	4.0	6	0
Harper	1	8	8.0	8	0
Team	318	3,577	11.2	71t	17
Opponents	374	4,205	11.2	82t	31

INTERCEPTIONS	No	Yds	Avg	Lg	TD
Griffin	4	59	14.8	33	0
McCourty	4	29	7.3	28	0
Brown	3	156	52.0	79t	2
Verner	2	11	5.5	11	0
McCarthy	1	49	49.0	49t	1
Witherspoon	1	40	40.0	40t	1
Babineaux	1	10	10.0	10	0
Ayers	1	2	2.0	2	0
R. Johnson	1	2	2.0	2	0
Afalava	1	0	0.0	0	0
Team	19	358	18.8	79t	4
Opponents	16	260	16.3	63t	4

PUNTING	No	Yds	Avg	Net	TB	In	Lg	B
Kern	81	3,855	47.6	40.4	5	30	71	2
Team	83	3,855	46.4	40.4	5	30	71	2
Opponents	70	3,084	44.1	36.1	4	29	67	1

PUNT RETURNS	No	FC	Yds	Avg	Lg	TD
Reynaud	31	17	410	13.2	81t	2
Campbell	0	0	65	---	65t	1
Team	31	17	475	15.3	81t	3
Opponents	39	15	405	10.4	58	0

KICKOFF RETURNS	No	Yds	Avg	Lg	TD
Reynaud	53	1,240	23.4	105t	1
Hawkins	7	205	29.3	71	0
McCourty	1	14	14.0	14	0
Stevens	1	18	18.0	18	0
Witherspoon	1	6	6.0	6	0
Williams	0	6	---	6	0
Team	63	1,489	23.6	105t	1
Opponents	33	860	26.1	89t	1

FIELD GOALS	1-19	20-29	30-39	40-49	50+
Bironas	0/0	6/6	13/13	5/10	1/2
Team	0/0	6/6	13/13	5/10	1/2
Opponents	0/0	11/11	5/6	9/9	4/5

Bironas/Titans: (28G,24G) (23G) (31G,38G,41N,48N,26G) () () (22G,38G,47G,40G) () (39G,45N,30G) (39G) (37G,38G, 53G) (38G,42N,40G,39G,33G) (37G) (57N,40G,31G,25G) (46B) () (48G)
OPP: (25G,31G) (26G) (47G,53G,33G,26G) (33G) (42G, 36G,26G) (29G,28G,52G,54N) (31G,42G) (20G,37B,44G) (40G,25G,22G) (40G) (41G) (50G) (53G,40G) (22G) (26G,48G) ()

SACKS
 Morgan 6.5, Ayers 6, Wimbley 6, Brown 5.5, Klug 3.5, Casey 3, Mi. Martin 3, Wynn 2, Marks 1.5, Griffin 1, Witherspoon 1
Titans 39, Opponents 39

TACKLES (Solo-Assists-Total)
 Ayers (79-31-110), Griffin (72-31-103), McCourty (79-14-93), Brown (70-23-93), Babineaux (66-26-92), Casey (38-42-80), Verner (66-12-78), Morgan (35-31-66), Marks (31-32-63), Witherspoon (32-16-48), McCarthy (32-13-45), Mouton (33-9-42), Mike Martin (23-17-40), Shaw (30-8-38), Wimbley (18-20-38), Sensabaugh (23-4-17), Afalava (13-10-23), Robert Johnson (10-3-13), Diles (8-5-12), Klug (8-4-12), Wynn (6-6-12), Solomon (3-6-9), Campbell (6-0-6), Dawson (3-2-5), DaJohn Harris (1-4-5), Egboh (2-0-2)
Team Totals: 787-369-1,156

USUAL STARTING LINEUP

OFFENSE
 WR Nate Washington (85)
 TE Jared Cook (89)
 LT Michael Roos (71)
 LG Steve Hutchinson (73)
 C Fernando Velasco (61)
 RG Leroy Harris (64)/Deuce Lutui (72)
 RT David Stewart (76)
 TE Craig Stevens (88)
 WR Kenny Britt (18)
 QB Jake Locker (10)
 RB Chris Johnson (28)

DEFENSE
 LE Derrick Morgan (91)
 DT Sen'Derrick Marks (94)
 DT Jurrell Casey (99)
 RE Kamerion Wimbley (95)
 LLB Akeem Ayers (56)
 MLB Colin McCarthy (52)/Will Witherspoon (92)
 RLB Zach Brown (55)
 LCB Jason McCourty (30)
 RCB Alterraun Verner (20)
 SS Jordan Babineaux (26)
 FS Michael Griffin (33)

SPECIALISTS
 K Rob Bironas (2)
 P Brett Kern (6)
 KR/PR Darius Reynaud (25)

Pro Bowl All-Pro

GM: Ruston Webster; **Head Coach:** Mike Munchak
Asst. Coaches: Jerry Gray (def. coord.), Chris Palmer/Dowell Loggains* (off. coord.), Steve Watterson (asst. head coach/strength & cond.), Steve Brown (asst. secondary), Frank Bush (LB), Jonathan Gannon (def. asst./qual. ctl.), Nate Kaczor (asst. off. line), Alan Lowry (ST), Bruce Matthews (OL), Brett Maxie (secondary), Keith Millard (def. asst./pass rush specialist), Chet Parlavacchio (ST asst.), Dave Ragone (WR), Tracy Rucker (DL), Jim Skipper (RB), Arthur Smith (off. asst./qual. ctl.), John Zernhelt (TE)

* Palmer was offensive coordinator for first 11 games; Loggains was quarterbacks coach/passing game for first 11 games and offensive coordinator for final five games.

AMERICAN FOOTBALL CONFERENCE STANDINGS

AFC EAST	W	L	T	Pct
New England	12	4	0	.750
Miami	7	9	0	.438
New York Jets	6	10	0	.375
Buffalo	6	10	0	.375
AFC NORTH	W	L	T	Pct
Baltimore	10	6	0	.625
* Cincinnati	10	6	0	.625
Pittsburgh	8	8	0	.500
Cleveland	5	11	0	.313
AFC SOUTH	W	L	T	Pct
Houston	12	4	0	.750
* Indianapolis	11	5	0	.688
Tennessee	6	10	0	.375
Jacksonville	2	14	0	.125
AFC WEST	W	L	T	Pct
Denver	13	3	0	.813
San Diego	7	9	0	.438
Oakland	4	12	0	.250
Kansas City	2	14	0	.125

NATIONAL FOOTBALL CONFERENCE STANDINGS

NFC EAST	W	L	T	Pct
Washington	10	6	0	.625
New York Giants	9	7	0	.563
Dallas	8	8	0	.500
Philadelphia	4	12	0	.250
NFC NORTH	W	L	T	Pct
Green Bay	11	5	0	.688
* Minnesota	10	6	0	.625
Chicago	10	6	0	.625
Detroit	4	12	0	.250
NFC SOUTH	W	L	T	Pct
Atlanta	13	3	0	.813
Carolina	7	9	0	.438
New Orleans	7	9	0	.438
Tampa Bay	7	9	0	.438
NFC WEST	W	L	T	Pct
San Francisco	11	4	1	.719
* Seattle	11	5	0	.688
St. Louis	7	8	1	.469
Arizona	5	11	0	.313

* Wild Card for Playoffs

2011 SEASON (9-7 REGULAR SEASON, 0-0 PLAYOFFS) • 2ND PLACE AFC SOUTH

DATE	OPPONENT	SCORE	W/L	ATT
Sep. 11	at Jacksonville	14-16	L	61,619
Sep. 18	BALTIMORE	26-13	W	69,143
Sep. 25	DENVER	17-14	W	69,143
Oct. 2	at Cleveland	31-13	W	66,240
Oct. 9	at Pittsburgh	17-38	L	63,875
Oct. 16	BYE			
Oct. 23	HOUSTON	7-41	L	69,143
Oct. 30	INDIANAPOLIS	27-10	W	69,143
Nov. 6	CINCINNATI	17-24	L	69,143
Nov. 13	at Carolina	30-3	W	72,409
Nov. 20	at Atlanta	17-23	L	68,164
Nov. 27	TAMPA BAY	23-17	W	69,143
Dec. 4	at Buffalo	23-17	W	56,463
Dec. 11	NEW ORLEANS	17-22	L	69,143
Dec. 18	at Indianapolis	13-27	L	64,271
Dec. 24	JACKSONVILLE	23-17	W	69,143
Jan. 1	at Houston	23-22	W	71,512

* Overtime

	TITANS	OPP
Total First Downs	281	324
Rushing	71	111
Passing	185	187
Penalty	25	26
3rd Down: Made/Att	80/218	96/236
3rd Down Pct.	36.7	40.7
4th Down: Made/Att	10/14	8/20
4th Down Pct.	71.4	40.0
Possession Avg.	27:52	32:08
Total Net Yards	5361	5682
Avg. Per Game	335.1	355.1
Total Plays	984	1080
Avg. Per Play	5.4	5.3
Net Yards Rushing	1438	2053
Avg. Per Game	89.9	128.3
Total Rushes	376	461
Net Yards Passing	3923	3629
Avg. Per Game	245.2	226.8
Sacked/Yards Lost	24/190	28/180
Gross Yards	4113	3809
Att./Completions	584/353	591/369
Completion Pct.	60.4	62.4
Had Intercepted	14	11
Punts/Average	86/43.6	83/43.7
Net Punting Avg.	86/39.4	83/36.4
Penalties/Yards	104/960	99/812
Fumbles/Ball Lost	17/8	20/12
Touchdowns	34	34
Rushing	8	10
Passing	22	21
Returns	4	3

BY PERIODS	1	2	3	4	OT	PTS
Team	57	110	67	91	0	325
Opponents	64	79	74	100	0	317

SCORING	TD	RU	PA	RT	PAT	FG	S	TP
Bironas	0	0	0	0	34/34	29/32	0	121
Washington	8	1	7	0	0	0	0	48
Williams	5	0	5	0	0	0	0	30
C. Johnson	4	4	0	0	0	0	0	24
Britt	3	0	3	0	0	0	0	18
Cook	3	0	3	0	0	0	0	18
Avery	1	0	1	0	0	0	0	6
Babineaux	1	0	0	1a	0	0	0	6
Campbell	1	0	0	1d	0	0	0	6
D. Graham	1	0	1	0	0	0	0	6
Harper	1	1	0	0	0	0	0	6
L. Hawkins	1	0	1	0	0	0	0	6
Locker	1	1	0	0	0	0	0	6
Mariani	1	0	0	1c	0	0	0	6
McCourty	1	0	0	1b	0	0	0	6
Ringer	1	1	0	0	0	0	0	6
Stevens	1	0	1	0	0	0	0	6
Team	34	8	22	4	34/34	29/32	0	325
Opponents	34	10	21	3	32/32	27/28	0	317

2-Pt Conversions: Titans 0-0, Opponents 0-2

FUM/Lost: Hasselbeck 4/1, C. Johnson 3/1, Cook 2/2, Amato 1/0, Britt 1/1, Campbell 1/0, Hall 1/1, Harper 1/1, L. Hawkins 1/0, Mariani 1/0, Ringer 1/1

RUSHING	No	Yds	Avg	Lg	TD
C. Johnson	262	1047	4.0	48t	4
Ringer	59	185	3.1	25	1
Locker	8	56	7.0	17	1
Hasselbeck	20	52	2.6	21	0
Harper	17	44	2.6	12	1

PASSING	Att	Cmp	Pct	Yards	Yds/Att	TD	Int	Lg	Sk/Yds	Rating
Hasselbeck	518	319	61.6	3571	6.89	18	14	80t	19/153	82.4
Locker	66	34	51.5	542	8.21	4	0	54	5/37	99.4
Team	584	353	60.4	4113	7.04	22	14	80t	24/190	84.4
Opponents	591	369	62.4	3809	6.45	21	11	78t	28/180	85.1

Hall	6	24	4.0	12	0
Kern	1	21	21.0	21	0
Washington	2	5	2.5	3t	1
Mariani	1	4	4.0	4	0
Team	376	1438	3.8	48t	8
Opponents	461	2053	4.5	80t	10

RECEIVING	No	Yds	Avg	Lg	TD
Washington	74	1023	13.8	57	7
C. Johnson	57	418	7.3	34	0
Cook	49	759	15.5	80t	3
L. Hawkins	47	470	10.0	32	1
Williams	45	592	13.2	54	5
Ringer	28	187	6.7	18	0
Britt	17	289	17.0	80t	3
Stevens	9	166	18.4	58	1
Hall	9	46	5.1	10	0
Mariani	5	24	4.8	6	0
Harper	4	32	8.0	21	0
Avery	3	45	15.0	23	1
Q. Johnson	3	30	10.0	13	0
D. Graham	2	25	12.5	21	1
Amano	1	7	7.0	7	0
Team	353	4113	11.7	80t	22
Opponents	369	3809	10.3	78t	21

INTERCEPTIONS	No	Yds	Avg	Lg	TD
McCourty	2	52	26.0	30	0
Griffin	2	0	0.0	0	0
Babineaux	1	97	97.0	97t	1
Finnegan	1	8	8.0	8	0
Hope	1	7	7.0	7	0
Witherspoon	1	7	7.0	7	0
Ruud	1	4	4.0	4	0
Verner	1	4	4.0	4	0
McCarthy	1	0	0.0	0	0
Team	11	179	16.3	97t	1
Opponents	14	167	11.9	38t	3

PUNTING	No	Yds	Avg	Net	TB	In	Lg	B
Kern	86	3747	43.6	39.4	7	31	64	0
Team	86	3747	43.6	39.4	7	31	64	0
Opponents	83	3628	43.7	36.4	6	22	65	2

PUNT RETURNS	No	FC	Yds	Avg	Lg	TD
Mariani	46	18	490	10.7	79t	1
Campbell	1	0	0	0.0	0	0
Team	47	18	490	10.4	79t	1
Opponents	36	23	221	6.1	30	0

KICKOFF RETURNS	No	Yds	Avg	Lg	TD
Mariani	32	748	23.4	49	0
Campbell	0	84	---	84t	1
Team	32	832	26.0	100t	1
Opponents	30	680	22.7	77	0

FIELD GOALS	1-19	20-29	30-39	40-49	50+
Bironas	0/0	5/5	9/10	9/10	6/7
Team	0/0	5/5	9/10	9/10	6/7
Opponents	2/2	11/11	5/5	7/7	2/3

Bironas/Titans: (66N) (34N,25G,43G,39G,33G) (46G) (39G) (29G) (1) (51G,50G) (43G) (38G,36G,49G) (46G) (42N,31G,52G,38G) (48G,27G,44G) (43G) (53G,21G) (51G,51G,35G) (21G,43G,33G)

OPP: (48G,21G,45G) (41G,29G) (1) (48G,51G) (19G) (32G,29G) (22G) (36G) (50N,29G) (19G,33G,24G) (43G) (27G) (25G,29G,22G) (47G,40G) (39G) (52G,37G,22G)

SACKS
Klug 7, Ball 4, Jones 3, Casey 2.5, Morgan 2.5, Ayers 2, Witherspoon 2, Hayes 1.5, Finnegan 1, McCourty 1, S. Smith 1, Marks 0.5
Titans 28, Opponents 24

TACKLES (Solo-Assists-Total)
Babineaux (81-36-117), McCourty (85-22-107), Griffin (70-26-96), Finnegan (71-24-95), Ayers (66-22-88), McCarthy (61-15-76), Casey (41-33-74), Ruud (51-17-68), Witherspoon (51-11-62), Ball (29-26-55), Verner (29-21-50), Jones (24-24-48), Morgan (23-24-47), S. Smith (20-24-44), Marks (18-26-44), Hope (25-8-33), Klug (18-14-32), Hayes (14-15-29), Sheppard (7-9-16), McRath (11-3-14), Hawkins (9-2-11), A. Smith (4-0-4), Clayton (1-2-3), Shaw (2-0-2), Amato (0-0-0), Bailey (0-0-0), Campbell (0-0-0)
Team Totals: 404-811-1,215

USUAL STARTING LINEUP

OFFENSE
WR Nate Washington (85)
LT Michael Roos (71)
LG Leroy Harris (64)
C Eugene Amano (54)
RG Jake Scott (73)
RT David Stewart (76)
TE Craig Stevens (88)
WR Damian Williams (17)
FB Ahmard Hall (45)
QB Matt Hasselbeck (8)
RB Chris Johnson (28)

DEFENSE
LE Derrick Morgan (90)/Dave Ball (98)
LT Jurrell Casey (99)
RT Sen'Derrick Marks (94)
RE Jason Jones (91)
LLB Akeem Ayers (56)
MLB Colin McCarthy (52)/Barrett Ruud (55)
RLB Will Witherspoon (92)
LCB Jason McCourty (30)
RCB Cortland Finnegan (31)
SS Jordan Babineaux (26)
FS Michael Griffin (33)

SPECIALISTS
K Rob Bironas (2)
P Brett Kern (6)
KR/PR Marc Mariani (83)

Pro Bowl
All-Pro

GM: Mike Reinfeldt; **Head Coach:** Mike Munchak
Asst. Coaches: Jerry Gray (def. coord.), Chris Palmer (off. coord.), Steve Watterson (asst. head coach/strength & cond.), Frank Bush (LB), Curtis Fuller (asst. secondary) Dowell Loggains (QB/passing game), Charles London (off. asst./qual. ct.), Alan Lowry (ST), Bruce Matthews (OL), Dave McGinnis (senior asst.), Chet Parlavecchio (ST asst.), Dave Ragone (WR), Marcus Robertson (secondary), Tracy Rocker (DL), Jim Skipper (RB), Arthur Smith (def. asst./qual. ct.), Art Valero (asst. OL), John Zernheilt (TE)

AMERICAN FOOTBALL CONFERENCE STANDINGS

AFC EAST	W	L	T	Pct
New England	13	3	0	.813
New York Jets	8	8	0	.500
Miami	6	10	0	.375
Buffalo	6	10	0	.375
AFC NORTH	W	L	T	Pct
Baltimore	12	4	0	.750
* Pittsburgh	12	4	0	.750
* Cincinnati	9	7	0	.563
Cleveland	4	12	0	.250
AFC SOUTH	W	L	T	Pct
Houston	10	6	0	.625
Tennessee	9	7	0	.563
Jacksonville	5	11	0	.313
Indianapolis	2	14	0	.125
AFC WEST	W	L	T	Pct
Denver	8	8	0	.500
San Diego	8	8	0	.500
Oakland	8	8	0	.500
Kansas City	7	9	0	.438

NATIONAL FOOTBALL CONFERENCE STANDINGS

NFC EAST	W	L	T	Pct
New York Giants	9	7	0	.563
Philadelphia	8	8	0	.500
Dallas	8	8	0	.500
Washington	5	11	0	.313
NFC NORTH	W	L	T	Pct
Green Bay	15	1	0	.938
* Detroit	10	6	0	.625
Chicago	8	8	0	.500
Minnesota	3	13	0	.188
NFC SOUTH	W	L	T	Pct
New Orleans	13	3	0	.813
* Atlanta	10	6	0	.625
Carolina	6	10	0	.375
Tampa Bay	4	12	0	.250
NFC WEST	W	L	T	Pct
San Francisco	13	3	0	.813
Arizona	8	8	0	.500
Seattle	7	9	0	.438
St. Louis	2	14	0	.125

* Wild Card for Playoffs

2010 SEASON (6-10 REGULAR SEASON, 0-0 PLAYOFFS) • 4TH PLACE AFC SOUTH

DATE	OPPONENT	SCORE	W/L	ATT
Sep. 12	OAKLAND	38-13	W	69,143
Sep. 19	PITTSBURGH	11-19	L	69,143
Sep. 26	at New York Giants	29-10	W	79,386
Oct. 3	DENVER	20-26	L	69,143
Oct. 10	at Dallas	34-27	W	90,616
Oct. 18	at Jacksonville	30-3	W	63,625
Oct. 24	PHILADELPHIA	37-19	W	69,143
Oct. 31	at San Diego	25-33	L	59,260
Nov. 7	BYE			
Nov. 14	at Miami	17-29	L	65,585
Nov. 21	WASHINGTON	16-19*	L	69,143
Nov. 28	at Houston	0-20	L	70,855
Dec. 5	JACKSONVILLE	6-17	L	69,143
Dec. 9	INDIANAPOLIS	28-30	L	69,143
Dec. 19	HOUSTON	31-17	W	69,143
Dec. 26	at Kansas City	14-34	L	65,606
Jan. 2	at Indianapolis	20-23	L	67,188

* Overtime

	TITANS	OPP
Total First Downs	252	356
Rushing	73	107
Passing	155	214
Penalty	24	35
3rd Down: Made/Att	71/204	104/242
3rd Down Pct.	34.8	43.0
4th Down: Made/Att	8/14	9/22
4th Down Pct.	57.1	40.9
Possession Avg.	25:54	34:06
Total Net Yards	4834	5883
Avg. Per Game	302.1	367.7
Total Plays	907	1139
Avg. Per Play	5.3	5.2
Net Yards Rushing	1727	1851
Avg. Per Game	107.9	115.7
Total Rushes	406	474
Net Yards Passing	3107	4032
Avg. Per Game	194.2	252.0
Sacked/Yards Lost	27/171	40/272
Gross Yards	3278	4304
Att./Completions	474/273	625/410
Completion Pct.	57.6	65.6
Had Intercepted	15	17
Punts/Average	77/42.9	61/42.9
Net Punting Avg.	77/39.1	61/34.6
Penalties/Yards	128/1040	114/1039
Fumbles/Ball Lost	22/14	25/8
Touchdowns	40	32
Rushing	13	7
Passing	24	23
Returns	3	2

BY PERIODS	1	2	3	4	OT	PTS
Team	79	92	83	102	0	356
Opponents	65	130	65	76	3	339

SCORING	TD	RU	PA	RT	PAT	FG	S	TP
Bironas	0	0	0	0	38/38	24/26	0	110
C. Johnson	12	11	1	0	0	0	0	72
Britt	9	0	9	0	0	0	0	56
Washington	6	0	6	0	0	0	0	36
Moss LG	5	0	5	0	0	0	0	30
Scaife	4	0	4	0	0	0	0	24
Mariani	2	0	0	2	0	0	0	12
Ringer	2	2	0	0	0	0	0	12
Stevens	2	0	2	0	0	0	0	12
Cook	1	0	1	0	0	0	0	6
Finnegan	1	0	0	1	0	0	0	6
Gage	1	0	1	0	0	0	0	6
Schommer	0	0	0	0	0	1	2	2
Team	40	13	24	3	38/38	24/26	2	356
Opponents	32	7	23	2	30/30	39/48	0	339

2-Pt Conversions: Britt, Titans 1-2, Opponents 0-2

FUM/Lost: Young 6/4, K. Collins 5/3, C. Johnson 3/2, Mariani 3/2, Scaife 2/1, Amano 1/0, Amato 1/1, Britt 1/1

RUSHING	No	Yds	Avg	Lg	TD
C. Johnson	316	1364	4.3	76t	11
Ringer	51	239	4.7	54	2
Young	25	125	5.0	20	0
Williams	1	5	5.0	5	0
K. Collins	10	1	0.1	4	0
Hall	1	1	1.0	1	0
Kern	1	0	0.0	0	0
Washington	1	-8	-8.0	-8	0
Team	406	1727	4.3	76t	13
Opponents	474	1851	3.9	37	7

PASSING	Att	Cmp	Pct	Yards	Yds/Att	TD	Int	Lg	Sk/Yds	Rating
K. Collins	278	160	57.6	1823	6.56	14	8	80t	13/91	82.2
Young	156	93	59.6	1255	8.04	10	3	71t	13/80	98.6
Smith	40	20	50.0	200	5.00	0	4	52	1/0	25.0
Team	474	273	57.6	3278	6.92	24	15	80t	27/171	82.6
Opponents	625	410	65.6	4304	6.89	23	17	75t	40/272	86.4

RECEIVING	No	Yds	Avg	Lg	TD
C. Johnson	44	245	5.6	25	1
Britt	42	775	18.5	80t	9
Washington	42	687	16.4	71t	6
Scaife	36	318	8.8	30	4
Cook	29	361	12.4	36	1
Moss LG	28	393	14.0	37t	5
Moss TM	6	80	13.3	26	0
Gage	20	266	13.3	30	1
Williams	16	219	13.7	39	0
Hall	15	100	6.7	19	0
Stevens	11	122	11.1	28	2
Ringer	7	44	6.3	9	0
L. Hawkins	5	61	12.2	24	0
Team	273	3278	12.0	80t	24
Opponents	410	4304	10.5	75t	23

INTERCEPTIONS	No	Yds	Avg	Lg	TD
Griffin	4	50	12.5	28	0
Verner	3	41	13.7	19	0
Finnegan	2	41	20.5	41t	1
McCourty	2	11	5.5	11	0
Witherspoon	2	11	5.5	9	0
Hope	1	32	32.0	32	0
Tulloch	1	18	18.0	18	0
Fuller	1	0	0.0	0	0
Marks	1	-6	-6.0	-6	0
Team	17	198	11.6	41t	1
Opponents	15	120	8.0	54t	1

PUNTING	No	Yds	Avg	Net	TB	In	Lg	B
Kern	77	3302	42.9	39.1	4	24	68	0
Team	77	3302	42.9	39.1	4	24	68	0
Opponents	61	2618	42.9	34.6	9	15	68	1

PUNT RETURNS	No	FC	Yds	Avg	Lg	TD
Mariani	27	17	329	12.2	87t	1
Team	27	17	329	12.2	87t	1
Opponents	35	16	214	6.1	29	0

KICKOFF RETURNS	No	Yds	Avg	Lg	TD
Mariani	60	1530	25.5	98t	1
Hall	2	21	10.5	15	0
Cook	1	3	3.0	3	0
Gage	1	2	2.0	2	0
Team	64	1556	24.3	98t	1
Opponents	56	1389	24.8	97t	1

FIELD GOALS	1-19	20-29	30-39	40-49	50+
Bironas	0/0	6/6	8/9	8/8	2/3
Team	0/0	6/6	8/9	8/8	2/3
Opponents	1/1	10/10	15/15	11/17	2/5

Bironas/Titans: (43G) (21G) (48G,22G) (35N,55G,46G) (52G, 40G) (26G,33G,36G)(41G,38G,33G) (21G) (40G) (25G, 32G,40G) () (37G,30G) () (30G) () (26G,42G,61N) () (34G,30G,53N) (36G,34G,25G,27G) (53N,50G,44N) (36G,36G,35G,36G)(51G,44N,26G) (33G) (25G,46G,46G,28G) (34G,36G) (23G,28G,42G)(19G,51N,40G,42G,47N,48G) (35G,33G) (26G,49B,48N) (21G,28G,47G) (37G) (35G,47N,42G) (48G,44G,43G)

SACKS

Babin 12.5, Ball 7, T. Brown 3.5, Jones 3.5, Ford 3, Witherspoon 3, Hayes 1.5, McRath 1.5, Morgan 1.5, Finnegan 1, Hope 1, Tulloch 1

Titans 40, Opponents 27

TACKLES (Solo-Assists-Total)

Tulloch (121-48-169), Griffin (99-54-153), Hope (85-48-133), Verner (76-27-103), Finnegan (76-24-100), Witherspoon (65-34-99), Babin (56-37-93), Ford (38-29-67), Jones (36-25-61), McRath (45-15-60), Ball (32-27-59), Haye (30-22-52), Marks (27-23-50), Hayes (27-22-49), McCourty (36-9-45), Brown (18-17-35), Fuller (22-10-32), Douglas (14-16-30), Shaw (7-4-11), Morgan (6-4-10), Sheppard (4-5-9), Winborn (4-4-8), Gordon (2-2-4), Mouton (3-0-3), Allred (2-1-3)

Team Totals: 931-507-1,438

USUAL STARTING LINEUP**OFFENSE**

WR Nate Washington (85)
 LT Michael Roos (71)
 LG Leroy Harris (64)
 C Eugene Amano (54)
 RG Jake Scott (73)
 RT David Stewart (76)
 TE Craig Stevens (88)/Bo Scaife (80)
 WR Justin Gage (12)/Kenny Britt (18)
 FB Ahmard Hall (45)
 QB Vince Young (10)/Kerry Collins (5)
 RB Chris Johnson (28)

DEFENSE

LE Jason Babin (93)
 LT Jason Jones (91)
 RT Tony Brown (97)
 RE Dave Ball (98)
 LLB Gerald McRath (51)
 MLB Stephen Tulloch (55)
 RLB Will Witherspoon (92)
 LCB Alterraun Verner (20)
 RCB Cortland Finnegan (31)
 SS Chris Hope (24)
 FS Michael Griffin (33)

SPECIALISTS

K Rob Bironas (2)
 P Brett Kern (6)
 KR/PR Marc Mariani (83)

Pro Bowl

All-Pro

GM: Mike Reinfeldt; Head Coach: Jeff Fisher

Asst. Coaches: Mike Heimerdinger (off. coord.), Chuck Cecil (def. coord.), Craig Johnson (asst. head coach/RB), Dave McGinnis (asst. head coach/LB), Steve Watterson (asst. head coach/strength & conditioning), Marty Galbraith (ST asst.), Fred Graves (WR), Tim Hauck (asst. secondary), Dowell Loggains (QB/passing game), Alan Lowry (ST), Mike Munchak (OL), Marcus Robertson (secondary), Rayna Stewart (def. asst./qual ctl.), Jim Washburn (DL), Richie Wassman (qual. control/off.), John Zernelt (TE)

AMERICAN FOOTBALL CONFERENCE STANDINGS

AFC EAST	W	L	T	Pct
New England	14	2	0	.875
* New York Jets	11	5	0	.688
Miami	7	9	0	.438
Buffalo	4	12	0	.250
AFC NORTH	W	L	T	Pct
Pittsburgh	12	4	0	.750
* Baltimore	12	4	0	.750
Cleveland	5	11	0	.313
Cincinnati	4	12	0	.250
AFC SOUTH	W	L	T	Pct
Indianapolis	10	6	0	.625
Jacksonville	8	8	0	.500
Houston	6	10	0	.375
Tennessee	6	10	0	.375
AFC WEST	W	L	T	Pct
Kansas City	10	6	0	.625
San Diego	9	7	0	.563
Oakland	8	8	0	.500
Denver	4	12	0	.250

NATIONAL FOOTBALL CONFERENCE STANDINGS

NFC EAST	W	L	T	Pct
Philadelphia	10	6	0	.625
New York Giants	10	6	0	.625
Dallas	6	10	0	.375
Washington	6	10	0	.375
NFC NORTH	W	L	T	Pct
Chicago	11	5	0	.688
* Green Bay	10	6	0	.625
Detroit	6	10	0	.375
Minnesota	6	10	0	.375
NFC SOUTH	W	L	T	Pct
Atlanta	13	3	0	.813
* New Orleans	11	5	0	.688
Tampa Bay	10	6	0	.625
Carolina	2	14	0	.125
NFC WEST	W	L	T	Pct
Seattle	7	9	0	.438
St. Louis	7	9	0	.438
San Francisco	6	10	0	.375
Arizona	5	11	0	.313

* Wild Card for Playoffs

2009 SEASON (8-8 REGULAR SEASON, 0-0 PLAYOFFS) • 3RD PLACE AFC SOUTH

Table with columns: DATE, OPPONENT, SCORE, W/L, ATT. Rows include games against Pittsburgh, Houston, NY Jets, Jacksonville, Indianapolis, New England, BYE, Jacksonville, San Francisco, Buffalo, Houston, Arizona, Indianapolis, St. Louis, Miami, San Diego, and Seattle.

Summary statistics table with columns: TITANS, OPP. Rows include Total First Downs, Rushing, Passing, Penalty, 3rd Down, 4th Down, Possession Avg., Total Net Yards, Net Yards Rushing, Net Yards Passing, Punting/Average, Net Punting Avg., Penalties/Yards, Fumbles/Ball Lost, Touchdowns, and Returns.

BY PERIODS table with columns: 1, 2, 3, 4, OT, PTS. Rows for Titans and Opponents.

SCORING table with columns: TD, RU, PA, RT, PAT, FG, S, TP. Rows for individual players and team totals.

2-Pt Conversions: Johnson, Titans 1-2, Opponents 1-1

FUM/Lost: Young 8/2, Mouton 4/2, Collins 3/2, Johnson 3/3, Hall 2/2, Britt 1/1, Crumpler 1/1, Finnegan 1/0, Pearman 1/1, Scaife 1/1, Washington 1/0, White 1/1

RUSHING table with columns: No, Yds, Avg, Lg, TD. Rows for Johnson, Young, White, Ringer, Collins, Washington, Hall, Team, and Opponents.

PASSING table with columns: Att, Cmp, Pct, Yards, Yds/Att, TD, Int, Lg, Sk/Yds, Rating. Rows for Young, Collins, Johnson, Team, and Opponents.

RECEIVING table with columns: No, Yds, Avg, Lg, TD. Rows for Johnson, Washington, Scaife, Britt, Gage, Crumpler, Hall, Cook, Hawkins, White, M. Jones, Team, and Opponents.

INTERCEPTIONS table with columns: No, Yds, Avg, Lg, TD. Rows for Finnegan, Hood, Fuller, Bulluck, Hope, Harper, Griffin, McRath, Team, and Opponents.

PUNTING table with columns: No, Yds, Avg, Net, TB, In, Lg, B. Rows for Kern LG, Kern TM, Hodges TM, Hentrich, Bironas, Team, and Opponents.

PUNT RETURNS table with columns: No, FC, Yds, Avg, Lg, TD. Rows for Pearman, Kaesviharn, Mouton, Finnegan, M. Jones, Team, and Opponents.

KICKOFF RETURNS table with columns: No, Yds, Avg, Lg, TD. Rows for Britt, M. Jones, Ringer, Pearman, Griffin, Crumpler, McCourty, Hall, Mouton, Stevens, Team, and Opponents.

FIELD GOALS table with columns: 1-19, 20-29, 30-39, 40-49, 50+. Rows for Bironas, Team, and Opponents.

Bironas/Titans: (37N,31B,45G) (40G) (38G) (29G) (49G,43G,46G) (48G,25G,45G) (21G,28G) (38G,60N,51G) (50G,49N,53G) (52G,24G) (20G) (27G,34G,36G,50G) (24G,46G) (46G) (47N,47G) Opponents: (32G,33G) (38G,23G) (30G) (22G,50G,55N,33G) (23G) (39N,33G) (40G,25G) (25G) (49N,26G,49N) (41G) (43G,52N,36G) (23G,28G,45G) (35G,20G)

SACKS: Ford 5.5, T. Brown 5, Hayes 4, J. Jones 4, Vanden Bosch 3, Hope 2, Tulloch 2, Fuller 1, Griffin 1, Kearse 1, Marks 1, Thornton 1, (group) 1, Hays 0.5. Titans 32, Opponents 15.

TACKLES (Solo-Assists-Total): Tulloch (95-37-132), Bulluck (83-35-118), Griffin (62-46-108), Hope (70-25-95), Vanden Bosch (41-45-86), W. Hayes (51-31-82), Harper (69-8-77), Finnegan (57-19-76), Brown (36-25-61), Thornton (46-14-60), J. Haye (29-26-55), Vickerson (24-25-49), Ball (19-19-38), Ford (22-16-38), McRath (25-13-38), Fuller (25-8-33), McCourty (20-10-30), Marks (9-14-23), J. Jones (15-6-21), Hood (14-4-18), Mouton (9-8-17), Allred (6-9-15), Kaesviharn (10-3-13), Kearse (5-6-11), C. Williams (5-2-7), Amato (0-0-0), Kegl (0-0-0), Nickey (0-0-0). Team Totals: 847-454-1,301

USUAL STARTING LINEUP

OFFENSE: WR Nate Washington (85), LT Michael Roos (71), LG Eugene Amaco (54), C Kevin Mawae (68), RG Jake Scott (73), RT David Stewart (76), TE Bo Scaife (80)/Alge Crumpler (83), WR Justin Gage (12), FB Ahmad Hall (45), QB Vince Young (10), RB Chris Johnson (28).

DEFENSE: LE William Hayes (95), LT Jovan Haye (75), RT Tony Brown (97), RE Kyle Vanden Bosch (93), LLB David Thornton (50), MLB Stephen Tulloch (55), RLB Keith Bulluck (53), LCB Nick Harper (20), RCB Cortland Finnegan (31), SS Chris Hope (24), FS Michael Griffin (33).

SPECIALISTS: K Rob Bironas (2), P Brett Kern (6).

Pro Bowl All-Pro

GM: Mike Reinfeldt; Head Coach: Jeff Fisher. Asst. Coaches: Mike Heimerdinger (off. coord.), Chuck Cecil (def. coord.), Dave McGinnis (asst. head coach/LB), Steve Watterson (asst. head coach/strength & conditioning), Earnest Byner (RB), Marty Galbraith (ST asst.), Fred Graves (WR), Tim Hauck (asst. secondary), Craig Johnson (QB), Dowell Loggains (off. qual. ctl.), Alan Lowry (ST), Mike Munchak (OL), Marcus Robertson (secondary), Rayna Stewart (def. asst./qual.ctl.), Jim Washburn (DL), Richie Wessman (off. asst.), John Zernhelt (TE).

AMERICAN FOOTBALL CONFERENCE STANDINGS

Standings table with columns: AFC EAST, AFC NORTH, AFC SOUTH, AFC WEST. Rows for W, L, T, Pct for various teams.

NATIONAL FOOTBALL CONFERENCE STANDINGS

Standings table with columns: NFC EAST, NFC NORTH, NFC SOUTH, NFC WEST. Rows for W, L, T, Pct for various teams.

* Wild Card for Playoffs

2008 SEASON (13-3 REGULAR SEASON, 0-1 PLAYOFFS) • 1ST PLACE AFC SOUTH

DATE	OPPONENT	SCORE	W/L	ATT
Sep. 7	JACKSONVILLE	17-10	W	69,143
Sep. 14	at Cincinnati	24-7	W	65,540
Sep. 21	HOUSTON	31-12	W	69,143
Sep. 28	MINNESOTA	30-17	W	69,143
Oct. 5	at Baltimore	13-10	W	71,131
Oct. 12	BYE			
Oct. 19	at Kansas City	34-10	W	74,200
Oct. 27	INDIANAPOLIS	31-21	W	69,143
Nov. 2	GREEN BAY	19-16*	W	69,143
Nov. 9	at Chicago	21-14	W	62,124
Nov. 16	at Jacksonville	24-14	W	65,258
Nov. 23	NY JETS	13-34	L	69,143
Nov. 27	at Detroit	47-10	W	60,112
Dec. 7	CLEVELAND	28-9	W	69,143
Dec. 14	at Houston	12-13	L	70,831
Dec. 21	PITTSBURGH	31-14	W	69,143
Dec. 28	at Indianapolis	0-23	L	66,721
Jan. 10	BALTIMORE	10-13	L	69,143

* Overtime

	TITANS	OPP
Total First Downs	268	276
Rushing	108	81
Passing	143	166
Penalty	17	29
3rd Down: Made/Att	78/216	79/226
3rd Down Pct.	36.1	35.0
4th Down: Made/Att	5/11	8/18
4th Down Pct.	45.5	44.4
Possession Avg.	29:09	30:51
Total Net Yards	5018	4698
Avg. Per Game	313.6	293.6
Total Plays	973	1022
Avg. Per Play	5.2	4.6
Net Yards Rushing	2199	1502
Avg. Per Game	137.4	93.9
Total Rushes	508	403
Avg. Per Play	4.3	3.7
Net Yards Passing	2819	3196
Avg. Per Game	176.2	199.8
Sacked/Yards Lost	12/83	44/262
Gross Yards	2902	3458
Att./Comp.	453/265	575/342
Completion Pct.	58.5	59.5
Had Intercepted	9	20
Punts/Average	87/42.8	87/42.3
Net Punting Avg.	36.5	36.2
Penalties/Yards	108/855	93/750
Fumbles/Ball Lost	18/8	28/11
Touchdowns	41	25
Rushing	24	12
Passing	13	12
Returns	4	1

BY PERIODS	1	2	3	4	OT	PTS
Titans	63	119	67	123	3	375
Opponents	49	87	34	64	0	234

SCORING	TD	RU	PA	RT	PAT	FG	S	TP
Bironas	0	0	0	0	40/40	29/33	0	127
White	15	15	0	0	0/0	0/0	0	90
Johnson	10	9	1	0	0/0	0/0	0	60
Gage	6	0	6	0	0/0	0/0	0	36
Hall	2	0	2	0	0/0	0/0	0	14
Scaife	2	0	2	0	0/0	0/0	0	12
Griffin	1	0	2	1	0/0	0/0	0	6
Ball	1	0	0	1	0/0	0/0	0	6
Jones	1	0	1	0	0/0	0/0	0	6
Finnegan	1	0	0	1	0/0	0/0	0	6
Bulluck	1	0	0	1	0/0	0/0	0	6
Crumpler	1	0	1	0	0/0	0/0	0	6
Titans	41	24	13	4	40/40	29/33	0	375
Opponents	25	12	12	1	24/24	20/30	0	234

2-point conversions: Hall, Titans 1-1, Opponents 0-1

FUM/Lost: Collins 5/1, Carr 2/0, McCareins 2/2, Young 2/0, Crumpler 1/0, Hall 1/1, Henrich 1/1, C. Johnson 1/1, Mawae 1/1, Scaife 1/0, White 1/1

RUSHING	No	Yds	Avg	Lg	TD
Johnson	251	1228	4.9	66t	9
White	200	773	3.9	80t	15
Ganther	9	61	6.8	22	0
Collins	25	49	2.0	17	0
Jones	2	35	17.5	28	0
Young	8	27	3.4	8	0
Hall	8	21	2.6	6	0
McCareins	2	8	4.0	4	0

PASSING	Att	Cmp	Pct	Yards	Yds/Att	TD	Int	Lg	Sk/Yds	Rating
K.Collins	415	242	58.3	2676	6.4	12	7	56t	8/60	80.2
V.Young	36	22	61.1	219	6.1	1	2	54	3/13	64.5
C.Simms	2	1	50.0	7	3.5	0	0	7	1/10	78.8
Titans	453	265	58.5	2902	6.4	13	9	56t	12/83	78.8
Opponents	575	342	59.5	3458	6.0	12	20	65	44/262	69.2

Henry	1	3	3.0	3	0
Henrich	2	-6	-3.0	0	0
Titans	508	2199	4.3	80t	24
Opponents	403	1502	3.7	61t	12

RECEIVING	No	Yds	Avg	Lg	TD
Scaife	58	561	9.7	44	2
Johnson	43	260	6.0	25	1
Jones	41	449	11.0	40	1
Gage	34	651	19.1	56t	6
McCareins	30	412	13.7	37	0
Crumpler	24	257	10.7	28	1
Hall	13	138	10.6	54	2
Hawkins	7	68	9.7	19	0
Ganther	6	43	7.2	15	0
White	5	16	3.2	7	0
Davis	2	31	15.5	21	0
Stevens	1	9	9.0	9	0
Williams	1	7	7.0	7	0
Titans	265	2902	11.0	56t	13
Opponents	342	3458	10.1	65	12

INTERCEPTIONS	No	Yds	Avg	Lg	TD
Griffin	7	172	24.6	83t	1
Finnegan	5	100	20.0	99t	1
Hope	4	53	13.3	39	0
Harper	2	11	5.5	15.0	0
Ball	1	15	15.0	15t	1
Carr	1	0	0.0	0	0
Titans	20	351	17.6	99t	3
Opponents	9	88	9.8	33	0

PUNTING	No	Yds	Avg	Net	TB	In	Lg	B
Henrich	87	3725	42.8	36.5	13	27	75	0
Titans	87	3725	42.8	36.5	13	27	75	0
Opponents	87	3676	42.3	36.2	10	28	66	1

PUNT RETURNS	No	FC	Yds	Avg	Lg	TD
Carr	32	20	323	10.1	44	0
Davis	2	1	6	3.0	9	0
Titans	34	21	329	9.7	44	0
Opponents	32	20	290	9.1	34	0

KICKOFF RETURNS	No	Yds	Avg	Lg	TD
Carr	35	984	28.1	52	0
Hawkins	7	130	18.6	23	0
Davis	4	119	29.8	33	0
Griffin	2	32	16.0	28	0
Hall	2	21	10.5	13	0
Johnson	1	17	17.0	17	0
Stevens	1	16	16.0	16	0
Titans	52	1319	25.4	52	0
Opponents	61	1524	25.0	59	0

FIELD GOALS	1-19	20-29	30-39	40-49	50+
Bironas	0-0	6-6	7-7	15-19	1-1
Titans	0-0	6-6	7-7	15-19	1-1
Opponents	0-0	9-10	6-10	4-8	1-2

Bironas/Titans: (47G) (34G) (44G) (20G, 32G, 49G) (35G, 26G) (49G, 46G) (34G, 44G, 43N, 48G) (31G, 25G, 22G, 47N, 41G) (49N) (32G) (43G, 49G) (49G, 41G, 45G, 43G) () (26G, 23G, 51G, 34G) (42G) (48N)

Opponents: (37N,27G) (37N) (44G, 24G) (42G, 48N) (38G, 45N) (39N, 50N, 26G) () (23G, 25G, 38G) (48B) () (20G, 30G) (53G) (47G, 41G, 44N, 39G) (32G, 26N, 24G) (33N) (28G, 21G, 38G)

SACKS
Haynesworth 8.5, Ford 7, J. Jones 5, Ball 4.5, Vanden Bosch 4.5, Brown 4, Kearsce 3.5, Vickerson 1.5, Finnegan 1, Griffin 1, Hayes 1, Hope 1, Tulloch 1, Bulluck 0.5
Titans 44, Opponents 12

TACKLES (Solo-Assists-Total)
Bulluck (83-37-120), Tulloch (62-36-98), Hope (71-22-93), Thornton (63-30-93), Griffin (49-32-81), Harper (70-10-80), Finnegan (61-18-79), Haynesworth (45-30-75), Brown (41-32-73), Ball (22-29-51), Jones (28-21-49), Kearsce (35-13-48), Vanden Bosch (16-30-46), Ford (27-18-45), Fuller (35-8-43), Carr (24-9-33), Fowler (14-13-27), Vickerson (10-13-23), Hayes (13-8-21), King (9-1-10), Allred (7-1-8), Nickey (3-3-6), Keglur (3-2-5), Stamer (1-1-2), Amato (0-0-0), Gordon (0-0-0), Hill (0-0-0), Williams (0-0-0)
Team Totals: 792-417-1209

USUAL STARTING LINEUP

OFFENSE

WR Justin McCareins (19)
LT Michael Roos (71)
 LG Eugene Amano (54)
C Kevin Mawae (68)
 RG Jake Scott (73)
 RT David Stewart (76)
 TE Alge Crumpler (83)
 WR Justin Gage (12)
 FB Ahmard Hall (45)
QB Kerry Collins (5)
RB Chris Johnson (28)

DEFENSE

LE Jevon Kearse (90)
 LT Tony Brown (97)
RT Albert Haynesworth (92)
 RE Kyle Vanden Bosch (93)
 LLB David Thornton (50)
 MLB Stephen Tulloch (55)
 RLB Keith Bulluck (53)
 LCB Nick Harper (20)
RCB Cortland Finnegan (31)
SS Chris Hope (24)
FS Michael Griffin (33)

SPECIALISTS

K Rob Bironas (2)
 P Craig Henrich (15)

Pro Bowl

All-Pro

GM: Mike Reinfeldt; **Head Coach:** Jeff Fisher

Asst. Coaches: Mike Heimerdinger (off. coord.), Jim Schwartz (def. coord.), Dave McGinnis (asst. head coach/LB), Bart Andrus (off. asst.), Matt Burke (def. asst./qual. ct.), Earnest Byner (RB), Chuck Cecil (DB), Marty Galbraith (ST asst.), Fred Graves (WR), Craig Johnson (QB), Dowell Loggains (off. qual. ct.), Alan Lowry (ST), Mike Munchak (OL), Marcus Robertson (asst. secondary), Jim Washburn (DL), Steve Watterson (asst. head coach/strength & conditioning), John Zernheld (TE)

AMERICAN FOOTBALL CONFERENCE STANDINGS

AFC EAST	W	L	T	Pct
Miami	11	5	0	.688
New England	11	5	0	.688
N.Y. Jets	9	7	0	.563
Buffalo	7	9	0	.438
AFC NORTH	W	L	T	Pct
Pittsburgh	12	4	0	.750
* Baltimore	11	5	0	.688
Cincinnati	4	11	0	.281
Cleveland	4	12	0	.250
AFC SOUTH	W	L	T	Pct
Tennessee	13	3	0	.813
* Indianapolis	12	4	0	.750
Houston	8	8	0	.500
Jacksonville	5	11	0	.313
AFC WEST	W	L	T	Pct
San Diego	8	8	0	.500
Denver	8	8	0	.500
Oakland</				

2007 SEASON (10-6 REGULAR SEASON, 0-1 PLAYOFFS) • 3RD PLACE AFC SOUTH

DATE	OPPONENT	SCORE	W/L	ATT
Sep. 9	at Jacksonville	13-10	W	65,437
Sep. 16	INDIANAPOLIS	20-22	L	69,143
Sep. 24	at New Orleans	31-14	W	70,002
Sep. 30	BYE			
Oct. 7	ATLANTA	20-13	W	69,143
Oct. 14	at Tampa Bay	10-13	L	65,347
Oct. 21	at Houston	38-36	W	70,734
Oct. 28	OAKLAND	13-9	W	69,143
Nov. 4	CAROLINA	20-7	W	69,143
Nov. 11	JACKSONVILLE	13-28	L	69,143
Nov. 19	at Denver	20-34	L	76,590
Nov. 25	at Cincinnati	6-35	L	65,489
Dec. 2	HOUSTON	28-20	W	69,143
Dec. 9	SAN DIEGO	17-23*	L	69,143
Dec. 16	at Kansas City	26-17	W	74,976
Dec. 23	N.Y. JETS	10-6	W	69,143
Dec. 30	at Indianapolis	16-10	W	57,202
Jan. 6	at San Diego	6-17	L	65,640

* Overtime

	TITANS	OPP
Total First Downs	306	268
Rushing	118	80
Passing	171	165
Penalty	17	23
3rd Down: Made/Att	89/217	97/230
3rd Down Pct.	41.0	42.2
4th Down: Made/Att	2/11	8/16
4th Down Pct.	18.2	50.0
Possession Avg.	31:38	28:22
Total Net Yards	4987	4665
Avg. Per Game	311.7	291.6
Total Plays	1037	978
Total Per Play	4.8	4.8
Net Yards Rushing	2109	1478
Avg. Per Game	131.8	92.4
Total Rushes	543	369
Avg. Per Play	3.9	4.0
Net Yards Passing	2878	3187
Avg. Per Game	179.9	199.2
Sacked/Yards Lost	30/199	40/241
Gross Yards	3077	3428
Att./Comp.	464/288	569/349
Completion Pct.	62.1	61.3
Had Intercepted	17	22
Punts/Average	73/41.9	81/44.6
Net Punting Avg.	36.5	37.6
Penalties/Yards	101/773	90/745
Fumbles/Ball Lost	32/17	26/12
Touchdowns	28	35
Rushing	17	11
Passing	9	21
Returns	2	3

BY PERIODS	1	2	3	4	OT	PTS
Titans	59	64	98	80	0	301
Opponents	65	78	64	84	6	297

SCORING	TD	RU	PA	RT	PAT	FG	S	TP
Bironas	0	0	0	0	28/28	35/39	0	133
White	7	7	0	0	0/0	0/0	0	42
C.Brown	5	5	0	0	0/0	0/0	0	30
R.Williams	4	0	4	0	0/0	0/0	0	24
Young	3	3	0	0	0/0	0/0	0	18
Henry	2	2	0	0	0/0	0/0	0	12
Jones	2	0	2	0	0/0	0/0	0	12
Fuller	2	0	0	2	0/0	0/0	0	12
Gage	2	0	2	0	0/0	0/0	0	12
Scaife	1	0	1	0	0/0	0/0	0	6
Titans	28	17	9	2	28/28	35/39	0	301
Opponents	35	11	21	3	31/33	18/25	0	297

2-Pt Conversions: Titans 0-0, Opponents 1-1

FUM/LOST: Young 10/3, Davis 6/3, White 5/5, Mawae 2/1, Scaife 2/2, Bell 1/1, C. Brown 1/1, Bulluck 1/0, Collins 1/1, Gage 1/0, Griffin 1/0, B. Jones 1/0, M. Williams (LG) 1/1

RUSHING	No	Yds	Avg	Lg	TD
White	303	1110	3.7	28	7
C.Brown	102	462	4.5	42	5
Young	93	395	4.2	21	3
Henry	31	119	3.8	24	2
Jones	2	37	18.5	19	0
Davis	2	19	9.5	14	0
Hall	1	8	8.0	8	0
Barclay	1	3	3.0	3	0
Troupe	1	-1	-1.0	-1	0
Collins	3	-3	-1.0	-1	0

PASSING	Att	Cmp	Pct	Yards	Yds/Att	TD	Int	Lg	Sk/Yds	Rating
Young	382	238	62.3	2546	6.7	9	17	73	25/157	71.1
Collins	82	50	61.0	531	6.5	0	0	46	5/42	79.9
Titans	464	268	62.1	3077	6.6	9	17	73	30/199	72.6
Opponents	569	349	61.3	3428	6.0	21	22	69t	40/241	74.5

Hentrich	1	-8	-8.0	-8	0
Bell	1	-15	-15.0	-15	0
R.Williams	2	-17	-8.5	-6	0
Titans	543	2109	3.9	42	17
Opponents	369	1478	4.0	62t	11

RECEIVING	No	Yds	Avg	Lg	TD
Gage	55	750	13.6	73	2
R.Williams	55	719	13.1	48	4
Scaife	46	421	9.2	26	1
Moulds	32	342	10.7	46	0
Jones	21	248	11.8	35t	2
White	20	114	5.7	15	0
C.Brown	19	128	6.7	16	0
Hartstock	12	138	11.5	27	0
Hall	9	60	6.7	11	0
Henry	6	53	8.8	18	0
Troupe	5	47	9.4	13	0
Davis	5	38	7.6	13	0
Barclay	2	13	6.5	7	0
Ealy	1	6	6.0	6	0
Titans	288	3077	10.7	73	9
Opponents	349	3428	9.8	69t	21

INTERCEPTIONS	No	Yds	Avg	Lg	TD
Bulluck	5	63	12.6	35	0
Harper	3	62	20.7	32	0
Griffin	3	3	1.0	3	0
Fuller	2	137	68.5	76t	2
Hope	2	45	22.5	45	0
Lowry	2	18	9.0	17	0
Thornton	2	16	8.0	11	0
Finnegan	1	14	14.0	14	0
Hill	1	0	0.0	0	0
LaBoy	1	0	0.0	0	0
Titans	22	358	16.3	76t	2
Opponents	17	116	6.8	23	0

PUNTING	No	Yds	Avg	Net	TB	In	Lg	B
Hentrich	70	2939	42.0	36.5	6	24	66	0
Miller	3	121	40.3	37.0	0	1	52	0
Titans	73	3060	41.9	36.5	6	25	66	0
Opponents	81	3615	44.6	37.6	10	23	70	0

PUNT RETURNS	No	FC	Yds	Avg	Lg	TD
Davis	31	12	293	9.5	39	0
Jones	6	0	29	4.8	13	0
Barclay	3	1	34	11.3	19	0
Finnegan	2	3	11	5.5	9	0
Titans	42	16	367	8.7	39	0
Opponents	31	16	274	8.8	80t	1

KICKOFF RETURNS	No	Yds	Avg	Lg	TD
Griffin	18	422	23.4	48	0
Barclay	14	304	21.7	37	0
Henry	13	272	20.9	46	0
Davis	2	37	18.5	19	0
Troupe	2	21	10.5	12	0
Lowry	1	15	15.0	15	0
Hartsock	1	14	14.0	14	0
Cramer	1	13	13.0	13	0
Titans	52	1098	21.1	48	0
Opponents	58	1404	24.2	76	0

FIELD GOALS	1-19	20-29	30-39	40-49	50+
Bironas	0-0	10-12	12-12	9-10	4-5
Titans	0-0	10-12	12-12	9-10	4-5
Opponents	0-0	7-8	5-6	3-5	3-6

Bironas/Titans: (20G, 31G), (30G, 36G), (33G, 27N), (30G, 40G, 47N), (48G), (52G, 25G, 21G, 30G, 28G, 43G, 29G, 29G), (35G, 23G), (47G, 53G), (36G, 49G), (56G, 37G), (28G, 23G), (53N), (44G, 29N), (37G, 37G, 40G, 25G), (46G) (40G, 54G, 33G)

Opponents: (22G), (22G, 39G, 20G, 36N), (1), (32G, 53N, 28G, 48N, 50N), (23G, 43G), (1), (50G, 43G, 54G), (40N), (1), (21G, 39G), (26N), (45G, 50G), (20G), (36G), (51N), (37G)

SACKS
Vanden Bosch 12.0, Odom 8.0, Haynesworth 6.0, LaBoy 6.0, T.Brown 4.0, Finnegan 1.0, Fuller 1.0, Nickey 1.0, Thornton 1.0
Titans 40.0, Opponents 30.0

TACKLES (Solo-Assists-Total)

Thornton (97-43-140), Vanden Bosch (65-50-115), Bulluck (75-34-109), Finnegan (84-25-109), T.Brown (46-37-83), Harper (75-5-80), Fowler (42-31-73), Haynesworth (41-28-69), Hope (39-21-60), Lowry (41-20-61), Griffin (34-15-49), Odom (24-20-44), Starks (21-18-39), Tulloch (28-8-36), Fuller (27-8-35), LaBoy (15-5-20), Hill (13-1-14), Fisher (5-4-9), Veal (4-4-8), King (5-2-7), Conover (2-2-4), Herndon (3-0-3), Vickerson (2-1-3),

Gardner (1-0-1), Nickey (1-0-1), Simon (0-1-1), Amato (0-0-0), Mahelona (0-0-0), Woods (0-0-0)

Team Totals: 790-383-1173

USUAL STARTING LINEUP

OFFENSE

WR	Roydell Williams (86)
LT	Michael Roos (71)
LG	Jacob Bell (60)
C	Kevin Mawae (68)
RG	Benji Olson (75)
RT	David Stewart (76)
TE	Bo Scaife (80)
WR	Justin Gage (12)
TE	Ben Hartsock (88)
QB	Vince Young (10)
RB	LenDale White (25)

DEFENSE

LE	Antwan Odom (98)
LT	Tony Brown (97)
RT	Albert Haynesworth (92)
RE	Kyle Vanden Bosch (93)
LLB	David Thornton (50)
MLB	Ryan Fowler (52)
RLB	Keith Bulluck (53)
LCB	Nick Harper (20)
RCB	Cortland Finnegan (31)
SS	Chris Hope (24)
FS	Michael Griffin (33)

SPECIALISTS

K	Rob Bironas (2)
P	Craig Hentrich (15)

Pro Bowl

All-Pro

GM: Mike Reinfeldt; **Head Coach:** Jeff Fisher
Asst. Coaches: Norm Chow (off. coord.), Jim Schwartz (def. coord.), Dave McGinnis (Asst. head coach/LB), Sherman Smith (Asst. head coach/RB), Matt Burke (def. asst.), Chuck Cecil (DB), Marty Galbraith (ST asst.), Fred Graves (WR), Craig Johnson (QB), Alan Lowry (ST), Mike Munchak (OL), Marcus Robertson (Asst. Secondary), Jim Washburn (DL), Steve Watterson (strength & rehab.), John Zernhelt (TE)

AMERICAN FOOTBALL CONFERENCE STANDINGS

AFC EAST	W	L	T	Pct
New England	16	0	0	1.000
Buffalo	7	9		

2006 SEASON (8-8 REGULAR SEASON, 0-0 PLAYOFFS) • 2ND PLACE AFC SOUTH

DATE	OPPONENT	SCORE	W/L	ATT
Sep. 10	N.Y. JETS	16-23	L	69,143
Sep. 17	at San Diego	7-40	L	64,344
Sep. 24	at Miami	10-13	L	72,733
Oct. 1	DALLAS	14-45	L	69,143
Oct. 8	at Indianapolis	13-14	L	57,021
Oct. 15	at Washington	25-22	W	88,550
Oct. 22	BYE			
Oct. 29	HOUSTON	28-22	W	69,143
Nov. 5	at Jacksonville	7-37	L	66,524
Nov. 12	BALTIMORE	26-27	L	69,143
Nov. 19	at Philadelphia	31-13	W	69,232
Nov. 26	N.Y. GIANTS	24-21	W	69,143
Dec. 3	INDIANAPOLIS	20-17	W	69,143
Dec. 10	at Houston	26-20*	W	70,760
Dec. 17	JACKSONVILLE	24-17	W	69,143
Dec. 24	at Buffalo	30-29	W	54,765
Dec. 31	NEW ENGLAND	23-40	L	69,143

* Overtime

	TITANS	OPP
Total First Downs	261	329
Rushing	105	121
Passing	133	181
Penalty	23	27
3rd Down: Made/Att	67/205	90/221
3rd Down Pct.	32.7	40.7
4th Down: Made/Att	7/17	10/17
4th Down Pct.	41.2	58.8
Possession Avg.	27:17	32:43
Total Net Yards	4810	5915
Avg. Per Game	300.6	369.7
Total Plays	945	1062
Avg. Per Play	5.1	5.6
Net Yards Rushing	2214	2313
Avg. Per Game	138.4	144.6
Total Rushes	469	506
Avg. Per Play	4.7	4.6
Net Yards Passing	2596	3602
Avg. Per Game	162.3	225.1
Sacked/Yards Lost	29/152	26/148
Gross Yards	2748	3750
Att./Comp.	447/226	530/335
Completion Pct.	50.6	63.2
Had Intercepted	19	17
Punts/Average	88/42.7	68/42.5
Net Punting Avg.	37.3	34.4
Penalties/Yards	94/803	102/906
Fumbles/Ball Lost	29/7	19/11
Touchdowns	36	46
Rushing	15	20
Passing	13	24
Returns	8	2

BY PERIODS	1	2	3	4	OT	PTS
Titans	52	87	81	98	6	324
Opponents	84	116	85	115	0	400

SCORING	TD	RU	PA	RT	PAT	FG	S	TP
Bironas	0	0	0	0	32/32	22/28	0	98
Henry	7	7	0	0	0/0	0/0	0	44
Young	7	7	0	0	0/0	0/0	0	44
A.Jones	4	0	0	4	0/0	0/0	0	24
B.Jones	4	0	4	0	0/0	0/0	0	24
Bennett	3	0	3	0	0/0	0/0	0	20
Scaife	3	1	2	0	0/0	0/0	0	18
Troupe	2	0	2	0	0/0	0/0	0	12
Wade	2	0	2	0	0/0	0/0	0	12
T.Brown	1	0	0	1	0/0	0/0	0	6
Bulluck	1	0	0	1	0/0	0/0	0	6
Hope	1	0	0	1	0/0	0/0	0	6
Finnegan	1	0	0	1	0/0	0/0	0	6
Titans	36	15	13	8	32/32	22/28	2	324
Opponents	46	20	24	2	41/44	27/33	0	400

2-Pt Conversions: Bennett, Henry, Young,
Titans 3-3, Opponents 1-2

RUSHING	No	Yds	Avg	Lg	TD
Henry	270	1211	4.5	70t	7
Young	83	552	6.7	39t	7
White	61	244	4.0	26	0
C.Brown	41	156	3.8	21	0
Hall	7	21	3.0	11	0
Scaife	1	13	13.0	13t	1
A.Jones	2	8	4.0	7	0
Roby	1	3	3.0	3	0
B.Jones	1	3	3.0	3	0

PASSING	Att	Cmp	Pct	Yards	Yds/Att	TD	Int	Lg	Sk/Yds	Rating
Young	357	184	51.5	2199	6.2	12	13	53	25/129	66.7
Collins	90	42	46.7	549	6.1	1	6	36	4/23	42.3
Titans	447	226	50.6	2748	6.1	13	19	53	29/152	61.8
Opponents	530	335	63.2	3750	7.1	24	17	68t	26/148	86.0

Givens	1	3	3.0	3	0
Nickey	1	0	0.0	0	0
Titans	469	2214	4.7	70t	15
Opponents	506	2313	4.6	73	20

RECEIVING	No	Yds	Avg	Lg	TD
Bennett	46	737	16.0	39	3
Wade	33	461	14.0	25	2
Scaife	29	370	12.8	34	2
B.Jones	27	384	14.2	53	4
Henry	18	78	4.3	12	0
Hall	15	138	9.2	28	0
White	14	60	4.3	13	0
Troupe	13	150	11.5	32	2
R.Williams	8	121	15.1	20	0
Givens	8	104	13.0	27	0
Hartsock	6	68	11.3	23	0
A.Jones	2	31	15.5	17	0
Roby	2	28	14.0	21	0
Cramer	2	8	4.0	6	0
C.Brown	2	4	2.0	4	0
Wallace	1	6	6.0	6	0
Titans	226	2748	12.2	53	13
Opponents	335	3750	11.2	68t	24

INTERCEPTIONS	No	Yds	Avg	Lg	TD
Hope	5	105	21.0	61t	1
A.Jones	4	130	32.5	83t	1
Thompson	3	14	4.7	11	0
Hill	2	20	10.0	11	0
Simron	1	13	13.0	13	0
Bulluck	1	0	0.0	0	0
Tulloch	1	0	0.0	0	0
Titans	17	282	16.6	83t	2
Opponents	19	250	13.2	55t	2

PUNTING	No	Yds	Avg	Net	TB	In	Lg	B
Henrich	88	3760	42.7	37.3	10	32	73	0
Titans	88	3760	42.7	37.3	10	32	73	0
Opponents	68	2888	42.5	34.4	4	18	61	1

PUNT RETURNS	No	FC	Yds	Avg	Lg	TD
A.Jones	34	3	440	12.9	90t	3
Wade	3	3	27	9.0	18	0
Titans	37	6	467	12.6	90t	3
Opponents	33	24	278	8.4	39	0

KICKOFF RETURNS	No	Yds	Avg	Lg	TD
Wade	50	1194	23.9	48	0
A.Jones	20	521	26.1	70	0
Scaife	4	64	16.0	18	0
Cramer	3	37	12.3	21	0
White	1	14	14.0	14	0
Hartsock	1	5	5.0	5	0
Titans	79	1835	23.2	70	0
Opponents	58	1263	21.8	52	0

FIELD GOALS	1-19	20-29	30-39	40-49	50+	
Bironas	0	0	10-11	7-7	4-8	1-2
Titans	0-0	10-11	7-7	4-8	1-2	
Opponents	1-1	10-11	6-10	10-10	0-1	

Bironas/Titans: () () (51N, 22G) (33G, 39G) (22G, 47G) (32G, 26G, 30G) () () (21G, 41N, 43B) (36G) (48N, 49G) (25G, 60G) (41G, 33G) (44N, 27G) (42G, 20G, 30G) (25G, 23N, 27G, 27G)

Opponents: (18G, 34N, 30N) (28G, 31G, 35G, 44G) (40G, 30N, 39G) (26N, 43G) () () (27G) (47G, 21G, 39G) (27G, 40G) (42G, 38G) () (53N, 20G) (49G, 46G) (43G) (21G, 36G, 45G, 21G, 24G) (28G, 26G, 33N)

SACKS
Vanden Bosch 6.5, LaBoy 3.5, Starks 3.0, Bulluck 2.5,
Haynesworth 2.0, Finnegan 2.0, T.Brown 1.5, Mahelona 1.0,
A.Jones 1.0, Bockwoldt 1.0, Odom 0.5, Smith 0.5, Simron 0.5,
Tulloch 0.5
Titans 26.0, Opponents 29.0

TACKLES (Solo-Assists-Total)
Bulluck (107-54-161), Hope (99-29-128), Thornton (93-29-122),
Vanden Bosch (67-51-118), Simron (67-38-105), Thompson (58-
19-77), Smith (43-33-76), P.Jones (54-13-67), Hill (41-18-59),
Haynesworth (34-25-59), Finnegan (47-10-57), LaBoy (31-26-
57), Starks (36-20-56), T. Brown (33-18-51), Tulloch (23-14-37),
Conover (12-9-21), Mahelona (12-9-21), Fuller (11-4-15), Odom
(9-6-15), Bockwoldt (4-3-7), Scott (2-3-5), Woolfolk (4-0-4), Sav-
age (2-2-4), Amato (2-1-3), Reynolds (2-0-2), Lowry (0-1-1)
Team Totals: 893-435-1328

USUAL STARTING LINEUP

OFFENSE

WR Brandon Jones (81)
LT Michael Roos (71)
LG Jacob Bell (60)
C Kevin Mawae (68)
RG Benji Olson (75)
RT David Stewart (76)
TE Bo Scaife (80)
WR Drew Bennett (83)
FB Ahmad Hall (45)
QB Vince Young (10)
RB Travis Henry (20)

DEFENSE

LE Kyle Vanden Bosch (93)
LT Robaire Smith (98)
RT Albert Haynesworth (92)
RE Travis LaBoy (91)
LLB David Thornton (50)
MLB Peter Simron (59)
RLB Keith Bulluck (53)
LCB Reynaldo Hill (21)
RCB Pacman Jones (32)
SS Chris Hope (24)
FS Lamont Thompson (28)

SPECIALISTS

K Rob Bironas (2)
P Craig Henrich (15)

Pro Bowl

All-Pro

GM: Floyd Reese; **Head Coach:** Jeff Fisher
Asst. Coaches: Norm Chow (off. coord.), Jim Schwartz (def. coord.), Dave McGinnis (Asst. head coach/LB), Sherman Smith (Asst. head coach/RB), Matt Burke (def. asst.), Chuck Cecil (S/nickel), Marty Galbraith (ST asst.), Craig Johnson (QB), Alan Lowry (ST), Mike Munchak (OL), Ray Sherman (WR), Jim Washburn (DL), Steve Watterson (strength & rehab.), Everett Withers (DB), John Zernhelt (TE)

AMERICAN FOOTBALL CONFERENCE STANDINGS

AFC EAST	W	L	T	Pct
New England	12	4	0	.750
* N.Y. Jets	10	6	0	.625
Buffalo	7	9	0	.438
Miami	6	10	0	.375
AFC NORTH	W	L	T	Pct
Baltimore	13	3	0	.812
Cincinnati	8	8	0	.500
Pittsburgh	8	8	0	.500
Cleveland	4	12	0	.250
AFC SOUTH	W	L	T	Pct
Indianapolis	12	4	0	.750
Tennessee	8	8	0	.500
Jacksonville	8	8	0	.500
Houston	6	10	0	.375
AFC WEST	W	L	T	Pct
San Diego	14	2	0	.875
* Kansas City	9	7	0	.562
Denver	9	7	0	.562
Oakland	2	14	0	.125

NATIONAL FOOTBALL CONFERENCE STANDINGS

NFC EAST	W	L	T	Pct
Philadelphia	10	6	0	.625
* Dallas	9	7	0	.562
* N.Y. Giants	8	8	0	.500
Washington	5	11	0	.312
NFC NORTH	W	L	T	Pct
Chicago	13	3	0	.812
Green Bay	8	8	0	.500
Minnesota	6	10	0	.375
Detroit	3	13	0	.188
NFC SOUTH	W	L	T	Pct
New Orleans	10	6	0	.625
Carolina	8	8	0	.500
Atlanta	7	9	0	.438
Tampa Bay	4	12	0	.250
NFC WEST	W	L	T	Pct
Seattle	9	7	0	.562
St. Louis	8	8	0	.500
San Francisco	7	9	0	.438
Arizona	5	11	0	.312

* Wild Card for Playoffs

2005 SEASON (4-12 REGULAR SEASON, 0-0 PLAYOFFS) • 3RD PLACE AFC SOUTH

DATE	OPPONENT	SCORE	W/L	ATT
Sep. 11	at Pittsburgh	7-34	L	62,931
Sep. 18	BALTIMORE	25-10	W	69,149
Sep. 25	at St. Louis	27-31	L	65,835
Oct. 2	INDIANAPOLIS	10-31	L	69,149
Oct. 9	at Houston	34-20	W	70,430
Oct. 16	CINCINNATI	23-31	L	69,149
Oct. 23	at Arizona	10-20	L	39,482
Oct. 30	OAKLAND	25-34	L	69,149
Nov. 6	at Cleveland	14-20	L	72,594
Nov. 13	BYE			
Nov. 20	JACKSONVILLE	28-31	L	69,149
Nov. 27	SAN FRANCISCO	33-22	W	69,149
Dec. 4	at Indianapolis	3-35	L	57,228
Dec. 11	HOUSTON	13-10	W	69,149
Dec. 18	SEATTLE	24-28	L	69,149
Dec. 24	at Miami	10-24	L	72,001
Jan. 1	at Jacksonville	13-40	L	65,485

* Overtime

	TITANS	OPP
Total First Downs	279	294
Rushing	72	89
Passing	191	180
Penalty	16	25
3rd Down: Made/Att	75/218	71/200
3rd Down Pct.	34.4	35.5
4th Down: Made/Att	9/31	7/11
4th Down Pct.	29.0	63.6
Possession Avg.	31:13	28:47
Total Net Yards	5122	5110
Avg. Per Game	320.1	319.4
Total Plays	1022	960
Avg. Per Play	5.0	5.3
Net Yards Rushing	1525	1894
Avg. Per Game	95.3	118.4
Total Rushes	397	449
Avg. Per Play	3.8	4.2
Net Yards Passing	3597	3216
Avg. Per Game	224.8	201.0
Sacked/Yards Lost	31/200	41/246
Gross Yards	3797	3462
Att./Comp.	594/358	470/296
Completion Pct.	60.3	63.0
Had Intercepted	14	9
Punts/Average	78/43.2	85/44.1
Net Punting Avg.	78/37.8	85/37.5
Penalties/Yards	125/1002	95/718
Fumbles/Ball Lost	27/12	20/11
Touchdowns	33	51
Rushing	8	12
Passing	20	33
Returns	5	6

BY PERIODS	1	2	3	4	OT	PTS
Titans	50	88	83	78	0	299
Opponents	79	132	108	102	0	421

SCORING	TD	RU	PA	RT	PAT	FG	S	TP
Bironas	0	0	0	0	30/32	23/29	0	99
Brown	7	5	2	0	0	0	0	42
Bennett	4	0	4	0	0	0	0	24
Troupe	4	0	4	0	0	0	0	24
B. Jones	2	0	2	0	0	0	0	12
Kinney	2	0	2	0	0	0	0	12
Odom	2	0	0	2	0	0	0	12
Payton	2	2	0	0	0	0	0	12
Scaife	2	0	2	0	0	0	0	12
R. Williams	2	0	2	0	0	0	0	12
Fleming	1	0	1	0	0	0	0	6
Hill	1	0	0	1	0	0	0	6
P. Jones	1	0	0	1	0	0	0	6
Kassell	1	0	0	1	0	0	0	6
McNair	1	1	0	0	0	0	0	6
Roby	1	0	1	0	0	0	0	6
Wade LG	1	0	0	1	0	0	0	6
Reynolds	0	0	0	0	0	1	2	0
Titans	33	8	20	5	30/32	23/29	1	299
Opponents	51	12	33	6	48/49	21/27	0	421

2-pt Conversions: Titans 0-1, Opponents 2-2

RUSHING	No	Yds	Avg	Lg	TD
Brown	224	851	3.8	38t	5
Henry	88	335	3.8	29	0
McNair	32	139	4.3	19	1
Payton	33	105	3.2	15	2
Mauck	7	39	5.6	12	0
Nash	6	32	5.3	8	0

PASSING	Att	Cmp	Pct	Yards	Yds/Att	TD	Int	Lg	Sk/Yds	Rating
McNair	476	292	61.3	3161	6.64	16	11	57	20/134	82.4
Volek	88	50	56.8	474	5.39	4	2	55t	9/45	77.6
Mauck	27	15	55.6	136	5.04	0	1	17	1/8	53.9
Hentrich	2	1	50.0	26	13.0	0	0	26	0/0	95.8
Bennett	1	0	0.0	0	0.0	0	0	0	0/0	39.6
P. Jones	0	0	---	0	---	0	0	---	1/13	---
Titans	594	358	60.3	3797	6.39	20	14	57	31/200	80.3
Opponents	470	296	63.0	3462	7.37	33	9	63t	41/246	100.7

Roby	2	16	8.0	11	0
Bennett	1	3	3.0	3	0
Volek	1	3	3.0	3	0
B. Jones	1	1	1.0	1	0
Wade LG	1	1	1.0	1	0
Wade TM	1	1	1.0	1	0
Hentrich	1	0	0.0	0	0
Titans	397	1525	3.8	38t	8
Opponents	449	1894	4.2	52	12

RECEIVING	No	Yds	Avg	Lg	TD
Bennett	58	738	12.7	55t	4
Kinney	55	543	9.9	27	2
Troupe	55	530	9.6	35	4
Scaife	37	273	7.4	19	2
Brown	25	327	13.1	57	2
B. Jones	23	299	13.0	38t	2
Calico	22	191	8.7	18	0
R. Williams	21	299	14.2	50t	2
Roby	21	289	13.8	32	1
Wade LG	14	120	8.6	17	0
Wade TM	4	40	10.0	15	0
Henry	13	117	9.0	42	0
Fleming	10	69	6.9	18	1
Payton	6	30	5.0	9	0
Nash	3	14	4.7	7	0
Guenther	2	13	6.5	8	0
Nickey	1	26	26.0	26	0
Small	1	6	6.0	6	0
Roos	1	-7	-7.0	-7	0
Titans	358	3797	10.6	57	20
Opponents	296	3462	11.7	63t	33

INTERCEPTIONS	No	Yds	Avg	Lg	TD
Hill	3	88	29.3	52t	1
Bulluck	2	16	8.0	16	0
Kassell	1	21	21.0	21t	1
Woolfolk	1	3	3.0	3	0
T. Williams	1	1	1.0	1	0
Thompson	1	0	0.0	0	0
Titans	9	129	14.3	52t	2
Opponents	14	293	20.9	85t	4

PUNTING	No	Yds	Avg	Net	TB	In	Lg	B
Hentrich	78	3371	43.2	37.8	14	21	59	0
Titans	78	3371	43.2	37.8	14	21	59	0
Opponents	85	3746	44.1	37.5	7	16	74	1

PUNT RETURNS	No	FC	Yds	Avg	Lg	TD
Wade LG	33	9	317	9.6	73t	1
P. Jones	29	8	272	9.4	52t	1
Thurman TM	9	5	31	3.4	11	0
B. Jones	5	0	75	15.0	32	0
Thompson	1	0	31	31.0	31	0
Ta. Williams	1	0	9	9.0	9	0
Titans	45	13	418	9.3	52t	1
Opponents	32	20	144	4.5	15	0

KICKOFF RETURNS	No	Yds	Avg	Lg	TD
P. Jones	43	1127	26.2	85	0
Roby	22	495	22.5	59	0
Payton	2	24	12.0	24	0
Thurman TM	2	42	21.0	25	0
Fleming	1	9	9.0	9	0
Titans	70	1697	24.2	85	0
Opponents	57	1290	22.6	50	0

FIELD GOALS	1-19	20-29	30-39	40-49	50+
Bironas	0/0	10/10	6/7	5/7	2/5
Titans	0/0	10/10	6/7	5/7	2/5
Opponents	1/1	6/6	9/14	5/5	0/1

Bironas/Titans: (47N) (39G, 29G, 47G) (41G, 39G) (34G, 38N) (52G, 58N, 49G) (24G, 29G, 47G) (53G) (39G, 24G) (50N) () (35G, 41G, 21G, 22G) (51N, 24G) (46N, 23G, 21G) (38G) (24G) ()
Opponents: (44G, 27G) (30G) (46G) (20G) (32G, 38G, 43G, 47G) (52N, 21G) (33G, 24G) (22G, 32G) (37G, 19G, 39N) (31G) (34N) () (30G, 37B, 31N) (36B) (25G) (46G, 38G)

SACKS
 Vanden Bosch 12.5, LaBoy 6.5, Bulluck 5, Long 3.5, Haynesworth 3, Starks 3, Sirmo 2.5, Odom 2, Schobel 1, Thompson 1, Clauss 0.5, Waddell 0.5
Titans 41, Opponents 31

TACKLES (Solo-Assists-Total)
 Bulluck (106-44-150), Vanden Bosch (55-45-100), Sirmo (56-33-89), Kassell (56-33-89), Haynesworth (52-33-85), T. Williams

(65-18-83), Thompson (63-15-78), Starks (40-38-78), LaBoy (36-28-64), P. Jones (43-10-53), Woolfolk (42-10-52), Odom (28-22-50), Long (30-19-49), Hill (40-6-46), Clauss (13-17-30), Boiman (13-15-28), Waddell (13-4-17), Reynolds (9-5-14), Schobel (7-4-11), Beckham (9-1-10), Sandy (1-1-2), Spencer (1-0-1), Nickey (1-0-1), Gardner (0-0-0), Fuller (0-0-0)

Team Totals: 779-401-1180

USUAL STARTING LINEUP

OFFENSE	
WR	Drew Bennett (83)
LT	Brad Hopkins (72)
LG	Zach Piller (69)
C	Justin Hartwig (77)
RG	Benji Olson (75)
RT	Michael Roos (71)
TE	Erron Kinney (88)
WR	Brandon Jones (81)
FB/TE	Troy Fleming (44)/Ben Troupe (84)
QB	Steve McNair (9)
RB	Chris Brown (29)

DEFENSE	
LE	Kyle Vanden Bosch (93)
LT	Randy Starks (90)
RT	Albert Haynesworth (92)
RE	Antwan Odom (98)
LLB	Peter Sirmo (59)
MLB	Brad Kassell (55)
RLB	Keith Bulluck (53)
LCB	Reynaldo Hill (21)
RCB	Pacman Jones (32)
SS	Tank Williams (25)
FS	Lamont Thompson (28)

SPECIALISTS	
K	Rob Bironas (2)
P	Craig Hentrich (15)

Pro Bowl
 All-Pro

GM: Floyd Reese; **Head Coach:** Jeff Fisher
Asst. Coaches: Norm Chow (off. coord.), Jim Schwartz (def. coord.), George Henshaw (asst. head coach/off.), Dave McGinnis (LB), Chuck Cecil (S/nickel), Marty Galbraith (ST asst.), Ned James (off. asst.), Craig Johnson (QB), Alan Lowry (ST), Mike Munchak (OL), Ray Sherman (WR), Sherman Smith (RB), Jim Washburn (DL), Steve Watterson (strength and conditioning), Everett Withers (DB)

AMERICAN FOOTBALL CONFERENCE STANDINGS

AFC EAST	W	L	T	Pct
New England	10	6	0	.625
Miami	9	7	0	.562
Buffalo	5	11	0	.312
N.Y. Jets	4	12	0	.250
AFC NORTH	W	L	T	Pct
Cincinnati	11	5	0	.688
* Pittsburgh	11	5	0	.688
Baltimore	6	10	0	.375
Cleveland	6	10	0	.375
AFC SOUTH	W	L	T	Pct
Indianapolis	14	2	0	.875
* Jacksonville	12	4	0	.750
Tennessee	4	12	0	.250
Houston	2	14	0	.125
AFC WEST	W	L	T	Pct
Denver	13	3	0	.812
Kansas City	10	6	0	.625
San Diego	9	7	0	.562
Oakland	4	12	0	.250

###

2002 SEASON (II-5 REGULAR SEASON, I-1 PLAYOFFS) • 1ST PLACE AFC SOUTH

DATE	OPPONENT	SCORE	W/L	ATT
Sep. 8	PHILADELPHIA	27-24	W	68,804
Sep. 15	at Dallas	13-21	L	62,527
Sep. 22	CLEVELAND	28-31*	L	68,804
Sep. 29	at Oakland	25-52	L	58,719
Oct. 6	WASHINGTON	14-31	L	68,804
Oct. 13	JACKSONVILLE	23-14	W	68,804
Oct. 20	BYE			
Oct. 27	at Cincinnati	30-24	W	52,822
Nov. 3	at Indianapolis	23-15	W	56,752
Nov. 10	HOUSTON	17-10	W	68,804
Nov. 17	PITTSBURGH	31-23	W	68,804
Nov. 24	at Baltimore	12-13	L	69,365
Dec. 1	at N.Y. Giants	32-29*	W	78,640
Dec. 8	INDIANAPOLIS	27-17	W	68,804
Dec. 16	NEW ENGLAND	24-7	W	68,809
Dec. 22	at Jacksonville	28-10	W	51,033
Dec. 29	at Houston	13-3	W	70,694
Jan. 11	PITTSBURGH	34-31*	W	68,809
Jan. 19	at Oakland	24-41	L	62,544

* Overtime

	TITANS	OPP
Total First Downs	312	297
Rushing	112	75
Passing	182	197
Penalty	18	25
3rd Down: Made/Att	94/216	76/202
3rd Down Pct.	43.5	37.6
4th Down: Made/Att	9/16	9/18
4th Down Pct.	56.3	50.0
Possession Avg.	32:47	27:13
Total Net Yards	5272	4964
Avg. Per Game	329.5	310.3
Total Plays	1032	974
Avg. Per Play	5.1	5.1
Net Yards Rushing	1952	1424
Avg. Per Game	122.0	89.0
Total Rushes	511	372
Avg. Per Play	3.8	3.8
Net Yards Passing	3320	3540
Avg. Per Game	207.5	221.3
Sacked/Yards Lost	21/121	40/213
Gross Yards	3441	3753
Att./Comp.	500/306	562/339
Completion Pct.	61.2	60.3
Had Intercepted	15	18
Punts/Average	66/41.3	77/41.6
Net Punting Avg.	66/33.9	77/36.2
Penalties/Yards	112/891	99/853
Fumbles/Ball Lost	20/10	22/11
Touchdowns	42	40
Rushing	16	7
Passing	22	27
Returns	4	6

BY PERIODS	1	2	3	4	OT	PTS
Titans	76	127	67	94	3	367
Opponents	72	71	68	110	3	324

SCORING	TD	RU	PA	RT	PAT	FG	S	TP
Nedney	0	0	0	0	36/36	25/31	0	111
George	14	12	2	0	0	0	0	86
Mason	5	0	5	0	0	0	0	30
K. Dyson	4	0	4	0	0	0	0	24
Simon	4	1	3	0	0	0	0	24
McNair	3	3	0	0	0	0	0	20
Bennett	2	0	2	0	0	0	0	12
McCareins	2	0	2	0	0	0	0	12
Wycheck	2	0	2	0	0	0	0	12
Bulluck	1	0	0	1	0	0	0	6
Coady	1	0	0	1	0	0	0	6
A. Dyson	1	0	0	1	0	0	0	6
Green	1	0	1	0	0	0	0	6
Meier	1	0	1	0	0	0	0	6
Simon	1	0	0	1	0	0	0	6
Titans	42	16	22	4	36/36	25/31	0	367
Opponents	40	7	27	6	36/36	14/21	0	324

2-Pt Conversions: George, McNair, Titans 2-6, Opponents 3-4

RUSHING	No	Yds	Avg	Lg	TD
George	343	1165	3.4	35	12
McNair	82	440	5.4	26	3
Holcombe	47	242	5.1	39	0
Green	21	71	3.4	12	0
McCareins	2	18	9.0	16	0
Simon	9	18	2.0	13	1
Hentrich	1	5	5.0	5	0

PASSING	Att	Cmp	Pct	Yards	Yds/Att	TD	Int	Lg	Sk/Yds	Rating
McNair	492	301	61.2	3387	6.88	22	15	55	21/121	84.0
O'Donnell	5	3	60.0	24	4.80	0	0	0	0/0	72.1
Wycheck	2	1	50.0	13	6.50	0	0	13	0/0	70.8
Hentrich	1	1	100.0	17	17.0	0	0	17	0/0	118.8
Titans	500	306	61.2	3441	6.88	22	15	55	21/121	83.9
Opponents	562	339	60.3	3753	6.68	27	18	75	40/213	82.8

Comella	1	0	0.0	0	0
O'Donnell	3	-3	-1.0	-1	0
K. Dyson	2	-4	-2.0	5	0
Titans	511	1952	3.8	39	16
Opponents	372	1424	3.8	42	7

RECEIVING	No	Yds	Avg	Lg	TD
Mason	79	1012	12.8	40	5
K. Dyson	41	460	11.2	40	4
Wycheck	40	346	8.7	19	2
George	36	255	7.1	14t	2
Bennett	33	478	14.5	53	2
McCareins	19	301	15.8	55	2
Simon	16	167	10.4	42t	3
Kinney	13	173	13.3	31	0
Holcombe	10	91	9.1	18	0
Comella	10	70	7.0	17	0
Green	7	57	8.1	21	1
Meier	1	17	17.0	17t	1
Berlin	1	14	14.0	14	0
Titans	306	3441	11.2	55	22
Opponents	339	3753	11.1	75	27

INTERCEPTIONS	No	Yds	Avg	Lg	TD
Schulters	6	56	9.3	28	0
Simon	3	88	29.3	32t	1
A. Dyson	3	27	9.0	16t	1
Rolle	2	0	0.0	0	0
Coady	1	24	24.0	24t	1
Bulluck	1	5	5.0	5	0
Williams	1	0	0.0	0	0
Mitchell	1	-2	-2.0	-2	0
Titans	18	198	11.0	32t	3
Opponents	15	179	11.9	82t	2

PUNTING	No	Yds	Avg	Net	TB	In	Lg	B
Hentrich	65	2725	41.9	33.9	5	28	56	1
Titans	66	2725	41.3	33.9	5	28	56	1
Opponents	77	3202	41.6	36.2	10	22	61	1

PUNT RETURNS	No	FC	Yds	Avg	Lg	TD
Simon	13	6	113	8.7	30	0
Mason	9	12	60	6.7	21	0
McCareins	6	4	44	7.3	16	0
Titans	28	22	217	7.8	30	0
Opponents	28	19	390	13.9	83t	3

KICKOFF RETURNS	No	Yds	Avg	Lg	TD
Simon	20	371	18.6	29	0
Berlin	13	260	20.0	32	0
McCareins	13	300	23.1	48	0
Kinney	3	41	13.7	25	0
Green	1	10	10.0	10	0
Titans	50	982	19.6	48	0
Opponents	74	1482	20.0	54	0

FIELD GOALS	1-19	20-29	30-39	40-49	50+
Nedney	0/0	9/9	10/12	5/8	1/2
Titans	0/0	9/9	10/12	5/8	1/2
Opponents	1/2	3/3	5/7	4/6	1/3

Nedney: (33G, 47G) (37G, 53G) () () (40G, 26G, 33G, 32N) (33G, 28G, 46G) (28G, 34G, 39G) (49N, 24G) (39N, 43G) (32G, 37G, 40G, 21G) (54N, 38G) (35G, 29G) (45N, 28G) (46N) (28G, 26G)

Opponents: (30G) () (52N, 33G) (28G) (31G) () (44G) (46N) (51G) (31N, 37N) (26G, 43G) (38G, 36G, 19G) (44G, 44N) () (24G) (50N, 19N, 42G)

SACKS

Carter 10.0, C. Hall 8.0, Ford 3.5, Smith 2.5, Kearsse 2.0, Schulters 2.0, Simon 2.0, Thornton 2.0, Williams 2.0, Bulluck 1.0, A. Dyson 1.0, Godfrey 1.0, Haynesworth 1.0, J. Thomas 1.0
Titans 40.0, Opponents 21.0

TACKLES (Solo-Assists-Total)

Bulluck (116-64-180), Simon (83-47-130), Schulters (75-19-94), Smith (41-32-73), Carter (42-29-71), Hall (43-27-70), Williams (55-14-69), A. Dyson (54-7-61), Haynesworth (31-24-55), Mitchell (40-11-51), Ford (24-21-45), Rolle (37-7-44), Godfrey (27-17-44), Thornton (21-23-44), Chamberlin (14-13-27), Echols (13-6-19), Thomas (11-5-16), Calmus (9-4-13), Aldridge (8-5-13), Coady (10-2-12), Kearsse (6-5-11), Morris (7-2-9), Boiman (1-5-6), Beckham (1-0-1), Kassell (0-1-1)
Team Totals: 769-390-1159

USUAL STARTING LINEUP

OFFENSE

WR Derrick Mason (85)
 TE/FB Erron Kinney (88)/Greg Comella (33)
 LT Brad Hopkins (72)
 LG Zach Piller (69)
 C Gennaro DiNapoli (64)
 RG Benji Olson (75)
 RT Fred Miller (71)
 TE Frank Wycheck (89)
 WR Kevin Dyson (87)
 QB Steve McNair (9)
 RB Eddie George (27)

DEFENSE

LE Kevin Carter (93)
 LT John Thornton (78)
 RT Henry Ford (92)
 RE Carlos Hall (97)
 LLB Peter Sirmon (59)
 MLB Randall Godfrey (56)
 RLB Keith Bulluck (53)
 LCB Andre Dyson (22)
 RCB Samari Rolle (21)
 SS Tank Williams (25)
 FS Lance Schulters (31)

SPECIALISTS

K Joe Nedney (6)
 P Craig Hentrich (15)

Pro Bowl

All-Pro

GM: Floyd Reese; Head Coach: Jeff Fisher

Asst. Coaches: Mike Heimerdinger (off. coord.), Jim Schwartz (def. coord.), George Henshaw (asst. head coach/off.), Gunther Cunningham (asst. head coach defense/LB), Chuck Cecil (def. asst.), Ned James (off. asst.), Craig Johnson (QB), Alan Lowry (ST), Mike Munchak (OL), Sherman Smith (RB), Steve Walters (WR), Jim Washburn (DL), Steve Watterson (strength & rehab.), Everett Withers (DB)

AMERICAN FOOTBALL CONFERENCE STANDINGS

AFC EAST	W	L	T	Pct
N.Y. Jets	9	7	0	.562
New England	9	7	0	.562
Miami	9	7	0	.562
Buffalo	8	8	0	.500
AFC NORTH	W	L	T	Pct
Pittsburgh	10	5	1	.656
* Cleveland	9	7	0	.562
Baltimore	7	9	0	.438
Cincinnati	2	14	0	.125
AFC SOUTH	W	L	T	Pct
Tennessee	11	5	0	.688
* Indianapolis	10	6	0	.625
Jacksonville	6	10	0	.375
Houston	4	12	0	.250
AFC WEST	W	L	T	Pct
Oakland	11	5	0	.688
Denver	9	7	0	.562

2001 SEASON (7-9 REGULAR SEASON, 0-0 PLAYOFFS) • 3RD PLACE AFC CENTRAL (TIED)

DATE	OPPONENT	SCORE	W/L	ATT
Sep. 9	MIAMI	23-31	L	68,798
Sep. 23	at Jacksonville	6-13	L	65,994
Sep. 30	BYE			
Oct. 7	at Baltimore	7-26	L	69,494
Oct. 14	TAMPA BAY	31-28*	W	68,798
Oct. 21	at Detroit	27-24	W	76,940
Oct. 29	at Pittsburgh	7-34	L	63,763
Nov. 4	JACKSONVILLE	28-24	W	68,798
Nov. 12	BALTIMORE	10-16	L	68,798
Nov. 18	at Cincinnati	20-7	W	63,865
Nov. 25	PITTSBURGH	24-34	L	68,801
Dec. 2	at Cleveland	31-15	W	72,818
Dec. 9	at Minnesota	24-42	L	64,271
Dec. 16	GREEN BAY	26-20	W	68,804
Dec. 22	at Oakland	13-10	W	61,934
Dec. 30	CLEVELAND	38-41	L	68,798
Jan. 6	CINCINNATI	21-23	L	68,798

* Overtime

	TITANS	OPP
Total First Downs	288	300
Rushing	87	79
Passing	179	192
Penalty	22	29
3rd Down: Made/Att	98/233	74/212
3rd Down Pct.	42.1	34.9
4th Down: Made/Att	2/15	7/14
4th Down Pct.	13.3	50.0
Possession Avg.	31:29	28:31
Total Net Yards	5352	5515
Avg. Per Game	334.5	344.7
Total Plays	1026	996
Avg. Per Play	5.2	5.5
Net Yards Rushing	1794	1431
Avg. Per Game	112.1	89.4
Total Rushes	468	405
Avg. Per Play	3.8	3.5
Net Yards Passing	3558	4084
Avg. Per Game	222.4	255.3
Sacked/Yards Lost	43/309	32/175
Gross Yards	3867	4259
Att./Comp.	515/307	559/328
Completion Pct.	59.6	58.7
Had Intercepted	17	13
Punts/Average	85/42.0	82/41.3
Net Punting Avg.	85/37.0	82/35.7
Penalties/Yards	119/1025	88/832
Fumbles/Ball Lost	18/11	21/11
Touchdowns	39	46
Rushing	12	17
Passing	23	27
Returns	4	2

BY PERIODS	1	2	3	4	OT	PTS
Titans	84	73	90	86	3	336
Opponents	61	127	74	126	0	388

SCORING	TD	RU	PA	RT	PAT	FG	S	TP
Nedney	0	0	0	0	34/35	20/28	0	94
Mason	10	0	9	1	0	0	0	62
K. Dyson	7	0	7	0	0	0	0	44
George	5	5	0	0	0	0	0	30
McNair	5	5	0	0	0	0	0	30
Wycheck	4	0	4	0	0	0	0	24
Green	2	1	1	0	0	0	0	12
Mitchell	2	0	0	2	0	0	0	12
Bennett	1	0	1	0	0	0	0	8
Hicks	1	1	0	0	0	0	0	6
Kinney	1	0	1	0	0	0	0	6
Myers	1	0	0	1	0	0	0	6
Fisk	0	0	0	0	0	1	2	2
Titans	38	12	23	4	34/35	20/28	1	336
Opponents	46	17	27	2	44/44	22/29	0	388

2-Pt Conversions: Mason, K. Dyson, Bennett, Titans 3-4, Opponents 1-2

RUSHING	No	Yds	Avg	Lg	TD
George	315	939	3.0	27	5
McNair	75	414	5.5	24	5
Hicks	56	341	6.1	51	1
Green	15	71	4.7	21	1
O'Donnell	6	28	4.7	15	0
Wycheck	1	1	1.0	1	0
Titans	468	1794	3.8	51	12
Opponents	405	1431	3.5	48t	17

PASSING	Att	Cmp	Pct	Yards	Yds/Att	TD	Int	Lg	Sk/Yds	Rating
McNair	431	264	61.3	3350	7.77	21	12	71t	37/251	90.2
O'Donnell	76	42	55.3	496	6.53	2	2	35t	6/58	73.1
Volek	3	0	0.0	0	0.00	0	0	0	0/0	39.6
Green	2	0	0.0	0	0.00	0	2	0	0/0	0.0
Hentrich	2	0	0.0	0	0.00	0	1	0	0/0	0.0
Wycheck	1	1	100.0	21	21.00	0	0	21	0/0	118.8
Titans	515	307	59.6	3867	7.51	23	17	71t	43/309	84.2
Opponents	559	328	58.7	4259	7.62	27	13	78	32/175	89.1

RECEIVING	No	Yds	Avg	Lg	TD
Mason	73	1128	15.5	71t	9
Wycheck	60	672	11.2	30	4
K. Dyson	54	825	15.3	68t	7
George	37	279	7.5	25	0
Kinney	25	263	10.5	24	1
Bennett	24	329	13.7	50	1
Green	12	64	5.3	10	1
Sanders	5	74	14.8	22	0
Hicks	5	22	4.4	9	0
McCareins	3	88	29.3	36	0
Meier	3	31	10.3	18	0
Natkin	2	42	21.0	27	0
Berlin	2	28	14.0	19	0
Coleman	1	19	19.0	19	0
Ours	1	3	3.0	3	0
Titans	307	3867	12.6	71t	23
Opponents	328	4259	13.0	78	27

INTERCEPTIONS	No	Yds	Avg	Lg	TD
A. Dyson	3	36	12.0	36	0
Rolle	3	3	1.0	3	0
Bulluck	2	21	10.5	21	0
Robinson	2	13	6.5	13	0
Godfrey	1	5	5.0	5	0
Booker	1	0	0.0	0	0
Favors	1	0	0.0	0	0
Titans	13	78	6.0	36	0
Opponents	17	163	9.6	45t	2

PUNTING	No	Yds	Avg	Net	TB	In	Lg	B
Hentrich	85	3567	42.0	37.0	8	28	70	0
Titans	85	3567	42.0	37.0	8	28	70	0
Opponents	82	3388	41.3	35.7	9	25	58	1

PUNT RETURNS	No	FC	Yds	Avg	Lg	TD
Mason	20	19	128	6.4	20	0
J. Walker	14	4	125	8.9	36	0
McCareins	2	0	29	14.5	18	0
Titans	36	23	282	7.8	36	0
Opponents	36	20	264	7.3	31	0

KICKOFF RETURNS	No	Yds	Avg	Lg	TD
Mason	34	748	22.0	101t	1
Berlin	13	253	19.5	32	0
Coleman	11	251	22.8	34	0
McCareins	4	70	17.5	21	0
J. Walker	3	33	11.0	19	0
Green	2	20	10.0	12	0
Bennett</					

2000 SEASON (13-3 REGULAR SEASON, 0-1 PLAYOFFS) · 1ST PLACE AFC CENTRAL

DATE	OPPONENT	SCORE	W/L	ATT
Sep. 3	at Buffalo	13-16	L	77,492
Sep. 10	KANSAS CITY	17-14*	W	68,203
Sep. 17	BYE			
Sep. 24	at Pittsburgh	23-20	W	51,769
Oct. 1	NY GIANTS	28-14	W	68,341
Oct. 8	at Cincinnati	23-14	W	63,406
Oct. 16	JACKSONVILLE	27-13	W	68,498
Oct. 22	at Baltimore	14-6	W	69,200
Oct. 30	at Washington	27-21	W	83,472
Nov. 5	PITTSBURGH	9-7	W	68,498
Nov. 12	BALTIMORE	23-24	L	68,490
Nov. 19	CLEVELAND	24-10	W	68,498
Nov. 26	at Jacksonville	13-16	L	65,454
Dec. 3	at Philadelphia	15-13	W	65,639
Dec. 10	CINCINNATI	35-3	W	68,498
Dec. 17	at Cleveland	24-0	W	72,318
Dec. 25	DALLAS	31-0	W	68,498
Jan. 7	BALTIMORE	10-24	L	68,527

* Overtime

	TITANS	OPP
Total First Downs	299	215
Rushing	107	62
Passing	167	134
Penalty	25	19
3rd Down: Made/Att	97/228	68/221
3rd Down Pct.	42.5	30.8
4th Down: Made/Att	4/11	1/12
4th Down Pct.	36.4	8.3
Possession Avg.	33:48	26:12
Total Net Yards	5350	3814
Avg. Per Game	334.4	238.4
Total Plays	1036	908
Avg. Per Play	5.2	4.2
Net Yards Rushing	2085	1390
Avg. Per Game	130.3	86.9
Total Rushes	546	387
Net Yards Passing	3265	2424
Avg. Per Game	204.1	151.5
Sacked/Yards Lost	28/165	55/337
Gross Yards	3430	2761
Att./Comp.	462/286	466/242
Completion Pct.	61.9	51.9
Had Intercepted	16	17
Punts/Average	76/40.8	105/42.7
Net Punting Avg.	76/36.3	105/35.0
Penalties/Yards	107/870	97/778
Fumbles/Ball Lost	24/14	39/13
Touchdowns	38	20
Rushing	14	7
Passing	18	10
Returns	6	3

BY PERIODS	1	2	3	4	OT	PTS
Titans	65	111	75	92	3	346
Opponents	36	50	30	75	0	191

SCORING	TD	RU	PA	RT	PAT	FG	S	TP
Del Greco	0	0	0	0	37/38	27/33	0	118
George	16	14	2	0	0	0	0	96
Mason	6	0	5	1	0	0	0	36
Wycheck	4	0	4	0	0	0	0	24
Neal	2	0	2	0	0	0	0	12
Thigpen	2	0	2	0	0	0	0	12
Bulluck	1	0	0	1	0	0	0	6
K.Dyson	1	0	1	0	0	0	0	6
Ford	1	0	0	1	0	0	0	6
Godfrey	1	0	0	1	0	0	0	6
Kinney	1	0	1	0	0	0	0	6
Phenix	1	0	0	1	0	0	0	6
Rolle	1	0	0	1	0	0	0	6
Thomas	1	0	1	0	0	0	0	6
Hentrich	0	0	0	0	0/0	0/1	0	0
Titans	38	14	18	6	37/38	27/34	0	346
Opponents	20	7	10	3	20/20	17/22	0	191

2-Pt Conversions: Titans 0-0, Opponents 0-0

RUSHING	No	Yds	Avg	Lg	TD
George	403	1509	3.7	35t	14
McNair	71	404	5.7	25	0
Thomas	61	175	2.9	20	0
Mason	1	1	1.0	1	0
Neal	1	-2	-2.0	-2	0
O'Donnell	9	-2	-2.2	4	0
Titans	546	2085	3.8	35t	14
Opponents	387	1390	3.6	80t	7

PASSING	Att	Cmp	Pct	Yards	Yds/Att	TD	Int	Lg	Sk/Yds	Rating
McNair	396	248	62.6	2847	7.19	15	13	56t	24/141	83.2
O'Donnell	64	36	56.3	530	8.28	2	3	67	3/23	74.3
Wycheck	2	2	100.0	53	26.50	1	0	30t	0/0	158.3
Titans	462	286	61.9	3430	7.42	18	16	67	28/165	83.2
Opponents	466	242	51.9	2761	5.92	10	17	48	55/337	62.0

RECEIVING	No	Yds	Avg	Lg	TD
Wycheck	70	636	9.1	26	4
Mason	63	895	14.2	34	5
George	50	453	9.1	24	2
Sanders	33	536	16.2	54	0
Kinney	19	197	10.4	19	1
Thigpen	15	289	19.3	56t	2
Pickens	10	242	24.2	67	0
Neal	9	31	3.4	8	2
Thomas	8	35	4.4	9t	1
Dyson	6	104	17.3	30t	1
Roan	3	12	4.0	6	0
Titans	286	3430	12.0	67	18
Opponents	242	2761	11.4	48	10

INTERCEPTIONS	No	Yds	Avg	Lg	TD
Rolle	7	140	20.0	81t	1
Sidney	3	19	6.3	19	0
Godfrey	2	25	12.5	24t	1
D. Walker	2	4	2.0	4	0
Phenix	1	87	87.0	87t	1
Bulluck	1	8	8.0	8t	1
Booker	1	2	2.0	2	0
Titans	17	285	16.8	87t	4
Opponents	16	236	14.8	42t	3

PUNTING	No	Yds	Avg	Net	TB	In	Lg	B
Hentrich	76	3101	40.8	36.3	9	33	67	0
Titans	76	3101	40.8	36.3	9	33	67	0
Opponents	105	4484	42.7	35.0	7	30	64	0

PUNT RETURNS	No	FC	Yds	Avg	Lg	TD
Mason	51	17	662	13.0	69t	1
Thigpen	1	1	9	9.0	9	0
D. Walker	1	0	0	0.0	0	0
Titans	53	18	671	12.7	69t	1
Opponents	28	21	160	5.7	20	0

KICKOFF RETURNS	No	Yds	Avg	Lg	TD
Mason	42	1132	27.0	66	0
Coleman	2	54	27.0	27	0
Leach	1	10	10.0	10	0
Neal	1	15	15.0	15	0
Thornton	1	16	16.0	16	0
Titans	47	1227	26.1	66	0
Opponents	76	1587	20.9	38	0

FIELD GOALS	1-19	20-29	30-39	40-49	50+
Del Greco	0/0	13/15	7/8	6/9	1/1
Hentrich	0/0	0/0	0/0	0/0	0/1
Titans	0/0	13/15	7/8	6/9	1/2
Opponents	0/0	5/5	6/8	6/7	0/2

Del Greco:(38G, 27G) (36G) (24G, 40G, 40G) (46N) (22G, 41G, 33N, 34G) (26G, 44N, 28G) () (46G, 21G) (21G, 24N, 31G, 29G) (23G, 43N) (22G) (30G, 38G, 28N) (26G, 42G, 22G, 44G, 50G) () (33G) (21G)
Hentrich: (60N) () () () () () () () () () () () () () () ()
Opponents: (51N, 42G, 41G, 33G) (36N) (32G, 32G, 50N) () (35B, 46N) (23G, 45G) (21G, 38G) () () (45G) (38G) (27G, 20G, 38G) (23G, 40G) (45G) () ()

SACKS
 Kearse 11.5, Holmes 8.0, Favors 5.5, Robinson 4.0, Salave'a 4.0, Thornton 4.0, Embray 3.5, Godfrey 3.0, Bishop 2.5, Smith 2.5, Fisk 2.0, Ford 2.0, Rolle 1.5, Killens 1.0
Titans 55.0, Opponents 28.0

TACKLES (Solo-Assists-Total)
 Godfrey (97-72-169), Bishop (76-29-105), Robertson (62-30-92), Robinson (59-32-91), Kearse (53-31-84), Fisk (41-35-76), Holmes (44-29-73), Favors (37-24-61), Thornton (27-28-55), Ford (28-19-47), Salave'a (22-21-43), Walker (40-3-43), Rolle (27-15-42), Phenix (20-5-25), Sidney (15-6-21), Bulluck (13-8-21), Booker (11-9-20), Embray (7-9-16), Myers (8-3-11), McCullough (6-2-8), Smith (4-2-6), Chamberlin (0-2-2), Killens (2-0-2), Morris (0-1-1)
Team Totals: 693-416-1109

USUAL STARTING LINEUP

OFFENSE

WR Derrick Mason (85)
LT Brad Hopkins (72)
LG Bruce Matthews (74)
 C Kevin Long (60)
 RG Benji Olson (75)
 RT Fred Miller (71)
TE Frank Wycheck (89)
 WR Chris Sanders (81)
QB Steve McNair (9)
RB Eddie George (27)
 FB Lorenzo Neal (41)

DEFENSE

LE Jevon Kearse (90)
 LT John Thornton (78)
 RT Jason Fisk (97)
 RE Kenny Holmes (99)
 LLB Greg Favors (51)
 MLB Randall Godfrey (56)
 RLB Eddie Robinson (55)
 LCB Denard Walker (25)
RCB Samari Rolle (21)
SS Blaine Bishop (23)
 FS Marcus Robertson (31)

SPECIALISTS

K Al Del Greco (3)
 P Craig Hentrich (15)

Pro Bowl

All-Pro

GM: Floyd Reese; **Head Coach:** Jeff Fisher
Asst. Coaches: Mike Heimerdinger (off. coord.), Gregg Williams (def. coord.), George Henshaw (asst. head coach/off.), Jerry Gray (DB), Craig Johnson (off. asst.), Alan Lowry (ST), Mike Munchak (OL), Jim Schwartz (LB), Sherman Smith (RB), Ronnie Vinklarek (def. asst.), Steve Walters (WR), Jim Washburn (DL), Steve Watterson (strength & rehab.)

AMERICAN FOOTBALL CONFERENCE STANDINGS

AFC EAST	W	L	T	Pct
Miami	11	5	0	.688
* Indianapolis	10	6	0	.625
N.Y. Jets	9	7	0	.563
Buffalo	8	8	0	.500
New England	5	11	0	.313
AFC CENTRAL	W	L	T	Pct
Tennessee	13	3	0	.813
* Baltimore	12	4	0	.750
Pittsburgh	9	7	0	.563
Jacksonville	7	9	0	.438
Cincinnati	4	12	0	.250
Cleveland	3	13	0	.188
AFC WEST	W	L	T	Pct
Oakland	12	4	0	.750
* Denver	11	5	0	.688
Kansas City	7	9	0	.438
Seattle	6	10	0	.375
San Diego	1	15	0	.063

NATIONAL FOOTBALL CONFERENCE STANDINGS

NFC EAST	W	L	T	Pct
N.Y. Giants	12	4	0	.750
* Philadelphia	11	5	0	.688
Washington	8	8	0	.500
Dallas	5	11	0	.313
Arizona	3	13	0	.188
NFC CENTRAL	W	L	T	Pct
Minnesota	11	5	0	.688
* Tampa Bay	10	6	0	.625
Green Bay	9	7	0</	

1999 SEASON (13-3 REGULAR SEASON, 3-1 PLAYOFFS) • 2ND PLACE AFC CENTRAL

DATE	OPPONENT	SCORE	W/L	ATT
Sep. 12	CINCINNATI	36-35	W	65,272
Sep. 19	CLEVELAND	26-9	W	65,904
Sep. 26	at Jacksonville	20-19	W	61,502
Oct. 3	at San Francisco	22-24	L	67,447
Oct. 10	BALTIMORE	14-11	W	65,486
Oct. 17	at New Orleans	24-21	W	51,875
Oct. 24	BYE			
Oct. 31	ST. LOUIS	24-21	W	66,415
Nov. 7	at Miami	0-17	L	74,109
Nov. 14	at Cincinnati	24-14	W	46,017
Nov. 21	PITTSBURGH	16-10	W	66,619
Nov. 28	at Cleveland	33-21	W	72,008
Dec. 5	at Baltimore	14-41	L	67,854
Dec. 9	OAKLAND	21-14	W	66,357
Dec. 19	ATLANTA	30-17	W	66,196
Dec. 26	JACKSONVILLE	41-14	W	66,641
Jan. 2	at Pittsburgh	47-36	W	48,025
Jan. 8	BUFFALO	22-16	W	66,782
Jan. 16	at Indianapolis	19-16	W	57,097
Jan. 23	at Jacksonville	33-14	W	75,206
Jan. 30	ST. LOUIS	16-23	L	72,625

* Overtime

	TITANS	OPP
Total First Downs	294	300
Rushing	109	81
Passing	167	193
Penalty	18	26
3rd Down: Made/Att	83/217	70/200
3rd Down Pct.	38.2	35.0
4th Down: Made/Att	7/12	4/14
4th Down Pct.	58.3	28.6
Possession Avg.	31:30	28:30
Total Net Yards	5296	5245
Avg. Per Game	331.0	327.8
Total Plays	1011	994
Avg. Per Play	5.2	5.3
Net Yards Rushing	1811	1550
Avg. Per Game	113.2	96.9
Total Rushes	459	383
Net Yards Passing	3485	3695
Avg. Per Game	217.8	230.9
Sacked/Yards Lost	25/137	54/305
Gross Yards	3622	4000
Att./Comp.	527/304	557/312
Completion Pct.	57.7	56.0
Had Intercepted	13	16
Punts/Average	90/42.5	80/42.9
Net Punting Avg.	90/38.1	80/37.2
Penalties/Yards	114/1069	128/1010
Fumbles/Ball Lost	17/9	39/24
Touchdowns	46	39
Rushing	19	8
Passing	23	26
Returns	4	5

BY PERIODS	1	2	3	4	OT	PTS
Titans	113	97	85	97	0	392
Opponents	44	93	103	84	0	324

SCORING	TD	RU	PA	RT	PAT	FG	S	TP
Del Greco	0	0	0	0	43/43	21/25	0	106
E. George	13	9	4	0	0	0	0	78
McNair	8	8	0	0	0	0	0	48
Dyson	4	0	4	0	0	0	0	24
Thigpen	4	0	4	0	0	0	0	24
Neal	3	1	2	0	0	0	0	18
Roan	3	0	3	0	0	0	0	18
Byrd	2	0	2	0	0	0	0	12
Wycheck	2	0	2	0	0	0	0	12
Harris	1	0	1	0	0	0	0	8
Kearse	1	0	0	1	0	0	0	6
Mason	1	0	0	1	0	0	0	6
Mitchell	1	0	0	1	0	0	0	6
Sanders	1	0	1	0	0	0	0	6
Thomas	1	1	0	0	0	0	0	6
Walker	1	0	0	1	0	0	0	6
Thornton	0	0	0	0	1	2	0	2
Titans	46	19	23	4	43/43	21/25	4	392
Opponents	39	8	26	5	33/33	15/22	2	324

2-Pt Conversions: Harris, Titans 1-3, Opponents 4-6

RUSHING	No	Yds	Avg	Lg	TD
E. George	320	1304	4.1	40	9
McNair	72	337	4.7	38	8
Thomas	43	164	3.8	22	1
Dyson	1	3	3.0	3	0
Hentrich	2	1	0.5	1	0

PASSING	Att	Cmp	Pct	Yards	Yds/Att	TD	Int	Lg	Sk/Yds	Rating
McNair	331	187	56.5	2179	6.58	12	8	65t	16/74	78.6
O'Donnell	195	116	59.5	1382	7.09	10	5	54t	9/63	87.6
Wycheck	1	1	100.0	61	61.00	1	0	61t	0/0	158.3
Titans	527	304	57.7	3622	6.87	23	13	65t	25/137	83.1
Opponents	557	312	56.0	4000	7.18	26	16	78t	54/305	82.3

	No	Yds	Avg	Lg	TD
Neal	2	1	0.5	1t	1
O'Donnell	19	1	0.1	4	0
Titans	459	1811	3.9	40	19
Opponents	383	1550	4.0	72	8

RECEIVING	No	Yds	Avg	Lg	TD
Wycheck	69	641	9.3	35	2
Dyson	54	658	12.2	47t	4
E. George	47	458	9.7	54t	4
Thigpen	38	648	17.1	35	4
Harris	26	297	11.4	62t	1
Sanders	20	336	16.8	48t	1
Byrd	14	261	18.6	65t	2
Roan	9	93	10.3	24t	3
Thomas	9	72	8.0	26	0
Mason	8	89	11.1	31	0
Neal	7	27	3.9	8	2
Kent	3	42	14.0	25	0
Titans	304	3622	11.9	65t	23
Opponents	312	4000	12.8	78t	26

INTERCEPTIONS	No	Yds	Avg	Lg	TD
Rolle	4	65	16.3	30	0
Sidney	3	12	4.0	7	0
Holmes	2	17	8.5	19	0
Dorsett	1	43	43.0	43	0
Mitchell	1	42	42.0	42t	1
Bowden	1	29	29.0	29	0
Walker	1	27	27.0	27	0
Fisk	1	17	17.0	17	0
Robertson	1	3	3.0	3	0
Jackson	1	2	2.0	2	0
Titans	16	257	16.1	43	1
Opponents	13	227	17.5	47t	2

PUNTING	No	Yds	Avg	Net	TB	In	Lg	B
Hentrich	90	3824	42.5	38.1	3	35	78	0
Titans	90	3824	42.5	38.1	3	35	78	0
Opponents	80	3435	42.9	37.2	5	25	72	2

PUNT RETURNS	No	FC	Yds	Avg	Lg	TD
Mason	26	15	225	8.7	65t	1
Preston TM	8	2	59	7.4	12	0
Byrd	2	0	8	4.0	8	0
S. George	1	0	18	18.0	18	0
Rolle	1	0	23	23.0	23	0
Sidney	1	0	4	4.0	4	0
Thigpen	1	0	21	21.0	21	0
Titans	40	17	358	9.0	65t	1
Opponents	45	22	335	7.4	32	0

KICKOFF RETURNS	No	Yds	Avg	Lg	TD
Mason	41	805	19.6	41	0
Preston TM	5	119	23.8	29	0
S. George	4	63	15.8	22	0
Byrd	2	16	8.0	9	0
Kent	2	24	12.0	13	0
Neal	2	15	7.5	14	0
Titans	56	1042	18.6	41	0
Opponents	76	1596	21.0	99t	2

FIELD GOALS	1-19	20-29	30-39	40-49	50+
Del Greco	1/1	8/8	7/9	4/6	1/1
Titans	1/1	8/8	7/9	4/6	1/1
Opponents	0/0	4/4	4/7	6/9	1/2

Del Greco: (50G, 33G) (35G, 44N) (44G, 48G) (21G, 22G, 28G) (1) (42N, 19G) (27G) (33N) (26G) (1) (27G, 31G, 37N) (39G, 33G) (1) (38G, 27G, 43N) (30G, 20G) (42G)
Opponents: (33G, 38G) (41G) (42G) (39G) (44G, 46G, 50G) (24G, 42G) (54N, 38N) (43N, 46G) (32N) (44N, 24G) (1) (21G, 27G) (32N, 45N) (32G) (1)

SACKS
 Kearse 14.5, Robinson 6.0, Ford 5.5, Thornton 4.5, Fisk 4.0, Holmes 4.0, Bowden 3.5, Evans 3.5, Rolle 3.0, Bishop 2.5, Jones 1.0, Frederick 0.5, Jackson 0.5, Robertson 0.5, Wortham 0.5
Titans 54.0, Opponents 25.0

TACKLES (Solo-Assists-Total)
 Bishop (80-33-113), Robinson (84-49-113), Robertson (64-28-92), Kearse (59-26-85), Bowden (54-27-81), Wortham (50-31-81), Fisk (41-39-80), Rolle (57-13-70), Walker (47-9-56), Evans (26-28-54), Ford (26-15-41), Phenix (32-7-39), Sidney (34-5-39), Holmes (20-18-38), Thornton (23-10-33), Killens (13-12-25), Jackson (18-4-22), Colman (12-9-21), Jones (12-7-19), Dorsett (10-1-11), Frederick (2-8-10), Salave'a (4-6-10), Mitchell (6-1-7), McCullough (3-0-3)
Team Totals: 760-383-1143

USUAL STARTING LINEUP

OFFENSE
 WR Kevin Dyson (87)
 LT Brad Hopkins (72)
LG Bruce Matthews (74)
 C Kevin Long (60)
 RG Benji Olson (75)
 RT Jon Runyan (69)
TE Frank Wycheck (89)
 WR Yancey Thigpen (82)
 QB Steve McNair (9)
RB Eddie George (27)
 FB Lorenzo Neal (41)

DEFENSE
LE Jevon Kearse (90)
 LT Josh Evans (91)
 RT Jason Fisk (97)
 RE Kenny Holmes (99)
 LLB Eddie Robinson (55)
 MLB Barron Wortham (80)
 RLB Joe Bowden (58)
 LCB Denard Walker (25)
 RCB Samari Rolle (21)
 SS Blaine Bishop (23)
 FS Marcus Robertson (31)

SPECIALISTS
 K Al Del Greco (3)
 P Craig Hentrich (15)

Pro Bowl
 All-Pro

GM: Floyd Reese; **Head Coach:** Jeff Fisher
Asst. Coaches: George Henshaw (asst. head coach/run game), Les Steckel (off. coord.), Gregg Williams (def. coord.), Bart Andrus (QB), O'Neill Gilbert (LB), Jerry Gray (DB), Alan Lowry (ST), Mike Munchak (OL), Jim Schwartz (def. asst.), Sherman Smith (RB), Steve Walters (WR), Jim Washburn (DL), Steve Watterson (strength & rehab.)

AMERICAN FOOTBALL CONFERENCE STANDINGS

AFC EAST	W	L	T	Pct
Indianapolis	13	3	0	.813
* Buffalo	11	5	0	.688
* Miami	9	7	0	.563
N.Y. Jets	8	8	0	.500
New England	8	8	0	.500
AFC CENTRAL	W	L	T	Pct
Jacksonville	14	2	0	.875
* Tennessee	13	3	0	.813
Baltimore	8	8	0	.500
Pittsburgh	6	10	0	.375
Cincinnati	4	12	0	.250
Cleveland	2	14	0	.125
AFC WEST	W	L	T	Pct
Seattle	9	7	0	.563
Kansas City	9	7	0	.563
Oakland	8	8	0	.500
San Diego	8	8	0	.500
Denver	6	10	0	.375

NATIONAL FOOTBALL CONFERENCE STANDINGS

NFC EAST	W	L	T	Pct
Washington	10	6	0	.625
* Dallas	8	8	0	.500
N.Y. Giants	7	9	0	.438
Arizona	6	10	0	.375
Philadelphia	5	11	0	.313
NFC CENTRAL	W	L	T	Pct
Tampa Bay	11	5	0	.688
* Minnesota	10	6	0	.625
* Detroit	8	8	0	.500
Green Bay	8	8	0	.500
Chicago	6	10	0	.375
NFC WEST	W	L	T	Pct
St. Louis	13	3	0	.813
Carolina	8	8	0	.500
Atlanta	5	11	0	.313
San Francisco	4	12	0	.250
New Orleans	3	13	0	.188

* Wild Card for Playoffs

TITANS VS. THE NFL

All-time regular season and playoff records versus 31 current NFL opponents

OPPONENT	FIRST MEETING	REGULAR SEASON			POSTSEASON			COMBINED			STREAK	LAST TIME
		HOME	AWAY	TOTAL	HOME	AWAY	TOTAL	HOME	AWAY	TOTAL		
Arizona Cardinals	1970	2-5-0	2-3-0	4-8-0	0-0	0-0	0-0	2-5-0	2-3-0	4-8-0	L3	9/12/21 at Ten, L 13-38
Atlanta Falcons	1972	5-2-0	3-5-0	8-7-0	0-0	0-0	0-0	5-2-0	3-5-0	8-7-0	W1	9/29/19 at Atl, W 24-10
Baltimore Ravens	1996	6-5-0	5-5-0	11-10-0	0-3	2-0	2-3	6-8-0	7-5-0	13-13-0	L1	1/10/21 at Ten, L 13-20
Buffalo Bills	1960	15-8-0	14-10-0	29-18-0	1-0	0-2	1-2	16-8-0	14-12-0	30-20-0	L1	9/19/22 at Buf, L 7-41
Carolina Panthers	1996	1-2-0	2-1-0	3-3-0	0-0	0-0	0-0	1-2-0	2-1-0	3-3-0	L2	11/3/19 at Car, L 20-30
Chicago Bears	1973	3-4-0	4-2-0	7-6-0	0-0	0-0	0-0	3-4-0	4-2-0	7-6-0	W2	11/8/20 at Ten, W 24-17
Cincinnati Bengals	1968	23-14-1	17-21-0	40-35-1	0-1	0-1	0-2	23-15-1	17-22-0	40-37-1	L3	11/27/22 at Ten, L 16-20
Cleveland Browns	1970	14-20-0	17-16-0	31-36-0	0-0	1-0	1-0	14-20-0	17-16-0	31-36-0	L1	12/6/20 at Ten, L 35-41
Dallas Cowboys	1970	2-6-0	5-3-0	7-9-0	0-0	0-0	0-0	2-6-0	5-3-0	7-9-0	L1	12/29/22 at Ten, L 13-27
Denver Broncos	1960	16-6-0	8-10-1	24-16-1	1-0	0-2	1-2	17-6-0	8-12-1	25-18-1	W2	11/13/22 at Ten, W 17-10
Detroit Lions	1971	6-2-0	4-1-0	10-3-0	0-0	0-0	0-0	6-2-0	4-1-0	10-3-0	W6	12/20/20 at Ten, W 46-25
Green Bay Packers	1972	3-3-0	5-3-0	8-6-0	0-0	0-0	0-0	3-3-0	5-3-0	8-6-0	W1	11/17/22 at GB, W 27-17
Houston Texans	2002	12-9-0	11-10-0	23-19-0	0-0	0-0	0-0	12-9-0	11-10-0	23-19-0	L1	12/24/22 at Ten, L 14-19
Indianapolis Colts	1970	10-16-0	11-19-0	21-35-0	0-0	1-0	1-0	10-16-0	12-19-0	22-35-0	W5	10/23/22 at Ten, W 19-10
Jacksonville Jaguars	1995	18-10-0	15-13-0	33-23-0	0-0	1-0	1-0	18-10-0	16-13-0	34-23-0	L2	1/7/23 at Jax, L 16-20
Kansas City Chiefs	1960	14-10-0	10-18-0	24-28-0	0-2	1-1	1-3	14-12-0	11-19-0	25-31-0	L1	11/6/22 at KC, L 17-20 (OT)
Las Vegas Raiders	1960	15-14-0	7-12-0	22-26-0	0-0	0-4	0-4	15-14-0	7-16-0	22-30-0	W2	9/25/22 at Ten, W 24-22
Los Angeles Chargers	1960	12-9-0	3-19-1^	15-27-1	1-0	2-1	3-1	13-9-0	5-20-1	18-28-1	L1	12/18/22 at LAC, L 14-17
Los Angeles Rams	1973	3-4-0	3-3-0	6-7-0	0-0	0-0	0-1*	3-4-0	3-3-0	6-8-0*	W1	11/7/21 at LAR, W 28-16
Miami Dolphins	1966	9-8-0	8-13-0	17-21-0	0-0	1-0	1-0	9-8-0	9-13-0	18-21-0	W1	1/2/22 at Ten, W 34-3
Minnesota Vikings	1974	3-2-0	2-7-0	5-9-0	0-0	0-0	0-0	3-2-0	2-7-0	5-9-0	W1	9/27/20 at Min, W 31-30
New England Patriots	1960	11-7-0	5-17-1	16-24-1	0-0	2-2	2-2	11-7-0	7-19-1	18-26-1	L1	11/28/21 at NE, L 13-36
New Orleans Saints	1971	3-4-1	6-3-0	9-7-1	0-0	0-0	0-0	3-4-1	6-3-0	9-7-1	W1	9/10/23 at NO, L 15-16
New York Giants	1973	3-4-0	3-3-0	6-7-0	0-0	0-0	0-0	3-4-0	3-3-0	6-7-0	L1	9/11/22 at Ten, L 20-21
New York Jets	1960	18-6-0	6-14-1	24-20-1	1-0	0-0	1-0	19-7-0	6-13-1	25-20-1	L1	10/3/21 at NYJ, L 24-27 OT
Philadelphia Eagles	1972	3-3-0	2-5-0	5-8-0	0-0	0-0	0-0	3-3-0	2-5-0	5-8-0	L1	12/4/22 at Phi, L 10-35
Pittsburgh Steelers	1970	19-19-0	12-26-0	31-45-0	1-1	0-2	1-3	20-20-0	12-28-0	32-48-0	L4	12/19/21 at Pit, L 13-19
San Francisco 49ers	1970	3-5-0	3-4-0	6-9-0	0-0	0-0	0-0	3-5-0	3-4-0	6-9-0	W1	12/23/21 at Ten, W 20-17
Seattle Seahawks	1977	4-3-0	3-7-0	7-10-0	1-0	0-0	1-0	5-3-0	3-7-0	8-10-0	W2	9/19/21 at Sea, W 33-30
Tampa Bay Buccaneers	1976	8-0-0	2-2-0	10-2-0	0-0	0-0	0-0	8-0-0	2-2-0	10-2-0	W3	10/27/19 at Ten, W 27-23
Washington Commanders	1971	4-2-0	4-4-0	8-6-0	0-0	0-0	0-0	4-2-0	4-4-0	8-6-0	W2	10/9/22 at Was, W 21-17

* Series vs. Los Angeles Rams includes Super Bowl XXXIV loss in Atlanta, Ga.

^ Series vs. Los Angeles Chargers includes a 2018 road loss in London, U.K.

Notes: The Cardinals were previously the Phoenix Cardinals (1988-93), St. Louis Cardinals (1960-87) and Chicago Cardinals (1920-59). The Bears were previously the Decatur Staleys (1920) and Chicago Staleys (1921). The Browns did not play from 1996-98 and rejoined league as expansion team in 1999. The Colts were previously the Baltimore Colts (1953-83). The Chiefs were previously the Dallas Texans (1960-62). The Patriots were previously the Boston Patriots (1960-70). The Jets were previously the New York Titans (1960-62). The Raiders were previously the Oakland Raiders (1960-81 and 1995-2019) and the Los Angeles Raiders (1982-94). The Rams were previously the Cleveland Rams (1937-42, 1944-45) and the St. Louis Rams (1995-2015).

TEAM-BY-TEAM RESULTS

Oilers/Titans Home Stadium Dates

1960-64: Jeppesen Stadium, Houston
 1965-67: Rice Stadium, Houston
 1968-96: Astrodome, Houston
 1997: Liberty Bowl, Memphis
 1998: Vanderbilt Stadium, Nashville
 1999-Present: Nissan Stadium, Nashville

Abbreviations

AFL Champ - AFL Championship game
 AFL Div - AFL Divisional playoff game
 WC - first round playoff game (Wild Card)
 Div - Divisional playoff game
 Champ - AFC Championship game
 SB - Super Bowl XXXIV



vs. ARIZONA CARDINALS

Regular Season: 4-8 (Home 2-5, Away 2-3) • Playoffs: 0-0

Date	Site	W/L	Score
11-1-70	St.L	L	0-44
10-20-74	Hou	L	27-31
10-7-79	Hou	L	17-24
10-27-85	St.L	W	20-10
11-20-88	Hou	W	38-20
12-4-94	Hou	L	12-30
10-26-97	Ariz	W	41-14
10-23-05	Ariz	L	10-20

Date	Site	W/L	Score
11-29-09	Tenn	W	20-17
12-15-13	Tenn	L	34-37 OT
12-10-17	Ariz	L	7-12
9-12-21	Tenn	L	13-38

Points: Titans 239, Cardinals 297
Longest Win Streak: 2 (1985-88)
Longest Losing Streak: 3 (Twice, last 2013-21)
At Nissan Stadium: 1-2
At Univ. of Phoenix Stadium: 0-1



vs. ATLANTA FALCONS

Regular Season: 8-7 (Home 5-2, Away 3-5) • Playoffs: 0-0

Date	Site	W/L	Score
12-3-72	Atl	L	10-20
11-28-76	Hou	W	20-14
9-3-78	Atl	L	14-20
11-29-81	Hou	L	27-31
9-23-84	Atl	L	10-42
10-25-87	Hou	W	37-33

Date	Site	W/L	Score
9-9-90	Atl	L	27-47
12-5-93	Hou	W	33-17
10-13-96	Atl	W	23-13
12-19-99	Tenn	W	30-17
11-23-03	Atl	W	38-31
10-7-07	Tenn	W	20-13

Date	Site	W/L	Score
11-20-11	Atl	L	17-23
10-25-15	Ten	L	7-10
9-29-19	Atl	W	24-10

Points: Titans 337, Falcons 341
Longest Win Streak: 5 (1993-2007)
Longest Losing Streak: 3 (1978-84)
At Nissan Stadium: 2-1
At Georgia Dome: 2-1
At Mercedes-Benz Stadium: 1-0



vs. BALTIMORE RAVENS

Regular Season: 11-10 (Home 6-5, Away 5-5) • Playoffs: 2-3 (Home 0-3, Away 2-0)

Date	Site	W/L	Score
9-15-96	Hou	W	29-13
12-22-96	Balt	W	24-21 OT
9-21-97	Tenn	L	10-36
12-14-97	Balt	L	19-21
10-11-98	Balt	W	12-8
12-6-98	Tenn	W	16-14
10-10-99	Tenn	W	14-11
12-5-99	Balt	L	14-41
10-22-00	Balt	W	14-6

Date	Site	W/L	Score
11-12-00	Tenn	L	23-24
1-7-01	Tenn	L	10-24 (Div)
10-7-01	Balt	L	7-26
11-12-01	Tenn	L	10-16
11-24-02	Balt	L	12-13
1-3-04	Balt	W	20-17 (WC)
9-18-05	Tenn	W	25-10
11-12-06	Tenn	L	26-27
10-05-08	Balt	W	13-10

Date	Site	W/L	Score
1-10-09	Tenn	L	10-13 (Div)
9-18-11	Tenn	W	26-13
11-9-14	Balt	L	7-21
11-5-17	Tenn	W	23-20
10-14-18	Tenn	L	0-21
1-11-20	Balt	W	28-12 (Div)
11-22-20	Balt	W	30-24 OT
1-10-21	Tenn	L	13-20 (WC)

Points: Titans 435, Ravens 482
Longest Win Streak: 3 (1998-99)
Longest Losing Streak: 5 (2000-02)
At Nissan Stadium: 4-7
At M&T Bank Stadium: 6-4
Series Sweeps: Titans (1996, 98); Ravens (1997, 2001)



vs. BUFFALO BILLS

Regular Season: 29-18 (Home 15-8, Away 14-10) • Playoffs: 1-2 (Home 1-0, Away 0-2)

Date	Site	W/L	Score
10-30-60	Buf	L	24-25
12-11-60	Hou	W	31-23
10-8-61	Hou	L	12-22
10-29-61	Buf	W	28-16
9-9-62	Buf	W	28-23
10-7-62	Hou	W	17-14
9-28-63	Buf	W	31-20
10-20-63	Hou	W	28-14
10-11-64	Hou	L	17-48
11-1-64	Buf	L	10-24
10-31-65	Buf	W	19-17
12-5-65	Hou	L	18-29
9-25-66	Buf	L	20-27
11-20-66	Hou	L	20-42
9-17-67	Buf	W	20-3
10-29-67	Hou	W	10-3

Date	Site	W/L	Score
10-27-68	Buf	W	30-7
12-7-68	Hou	W	35-6
9-21-69	Buf	W	17-3
10-5-69	Hou	W	28-14
12-12-71	Buf	W	20-14
11-10-74	Buf	W	21-9
9-19-76	Buf	W	13-3
10-15-78	Hou	W	17-10
9-25-83	Buf	L	13-30
11-10-85	Buf	L	0-20
12-21-86	Hou	W	16-7
9-20-87	Buf	L	30-34
1-1-89	Buf	L	10-17 (Div)
9-24-89	Hou	L	41-47 OT
11-26-90	Hou	W	27-24
12-27-92	Hou	W	27-3

Date	Site	W/L	Score
1-3-93	Buf	L	38-41 OT (WC)
10-11-93	Buf	L	7-35
9-18-94	Hou	L	7-15
12-24-95	Buf	W	28-17
11-23-97	Tenn	W	31-14
1-8-00	Tenn	W	22-16 (WC)
9-3-00	Buf	L	13-16
12-14-03	Tenn	W	28-26
12-24-06	Buf	W	30-29
11-15-09	Tenn	W	41-17
12-4-11	Buf	W	23-17
10-21-12	Buf	W	35-34
10-11-15	Tenn	L	13-14
10-7-18	Buf	L	12-13
10-6-19	Tenn	L	7-14
10-13-20	Tenn	W	42-16

Points: Titans 1,096, Bills 1,004
Longest Win Streak: 10 (1967-78)
Longest Losing Streak: 3 (last 2015-19)
At Nissan Stadium: 5-1 overall (1-0 post)
At Ralph Wilson Stadium: 6-7 overall (0-2 postseason)
At New Era Field: 0-1 overall
At Highmark Stadium: 0-1 overall
Series Sweeps: Titans (1962, 63, 67, 68, 69); Bills (1964, 66)



vs. CAROLINA PANTHERS

Regular Season: 3-3 (Home 1-2, Away 2-1) • Playoffs: 0-0

Date	Site	W/L	Score
11-24-96	Hou	L	6-31
10-19-03	Car	W	37-17
11-4-07	Tenn	W	20-7
11-13-11	Car	W	30-3
11-15-15	Tenn	L	10-27

Date	Site	W/L	Score
11-3-19	Car	L	20-30

Total Points: Titans 123, Panthers 115
Longest Win Streak: 3 (2003-11)
Longest Losing Streak: 2 (2015-19)
At Nissan Stadium: 1-1
At Bank of America Stadium: 2-1

**vs. CHICAGO BEARS**

Regular Season: 7-6 (Home 3-4, Away 4-2) • Playoffs: 0-0

Date	Site	W/L	Score
10-28-73	Chi	L	14-35
11-6-77	Hou	W	47-0
11-16-80	Chi	W	10-6
10-12-86	Hou	L	7-20
10-15-89	Chi	W	33-28

Date	Site	W/L	Score
12-7-92	Hou	W	24-7
10-22-95	Chi	L	32-35
10-25-98	Tenn	L	20-23
11-14-04	Tenn	L	17-19 OT
11-9-08	Chi	W	21-14

Date	Site	W/L	Score
11-4-12	Tenn	L	20-51
11-27-16	Chi	W	27-21
11-8-20	Tenn	W	24-17

Total Points: Titans 296, Bears 266
Longest Win Streak: 2 (last 1989-92)
Longest Losing Streak: 3 (1995-04)
At Nissan Stadium: 1-2
At Soldier Field: 4-2

**vs. CINCINNATI BENGALS**

Regular Season: 40-35-1 (Home 23-14-1, Away 17-21) • Playoffs: 0-2 (Home 0-1, Away 0-1)

Date	Site	W/L	Score
11-3-68	Cin	W	27-17
11-9-69	Hou	T	31-31
10-4-70	Cin	W	20-13
12-13-70	Hou	L	20-30
10-31-71	Hou	W	10-6
11-21-71	Cin	L	13-28
10-29-72	Cin	L	7-30
12-17-72	Hou	L	17-61
9-23-73	Cin	L	10-24
12-16-73	Hou	L	24-27
10-27-74	Cin	W	21-34
11-17-74	Hou	W	20-3
10-5-75	Hou	L	19-21
11-30-75	Cin	L	19-23
10-24-76	Hou	L	7-27
11-14-76	Cin	L	27-31
10-30-77	Cin	L	10-13 OT
12-18-77	Hou	W	21-16
10-29-78	Cin	L	13-28
11-26-78	Hou	W	17-10
9-23-79	Cin	W	30-27 OT
11-18-79	Hou	W	42-21
9-28-80	Cin	W	13-10

Date	Site	W/L	Score
10-26-80	Hou	W	23-3
10-4-81	Hou	W	17-10
11-1-81	Cin	L	21-34
9-12-82	Cin	L	6-27
1-2-83	Hou	L	27-35
11-6-83	Hou	L	14-55
11-20-83	Cin	L	10-38
10-7-84	Cin	L	3-13
10-28-84	Hou	L	13-31
10-20-85	Hou	W	27-44
12-1-85	Cin	L	27-45
10-19-86	Cin	L	28-31
11-9-86	Hou	W	32-28
11-1-87	Cin	W	31-29
12-27-87	Hou	W	21-17
10-23-88	Cin	L	21-44
12-11-88	Hou	W	41-6
11-13-89	Hou	W	26-24
12-17-89	Cin	L	7-61
10-14-90	Hou	W	48-17
12-23-90	Cin	L	20-40
1-6-91	Cin	L	14-41 (WC)
9-8-91	Cin	W	30-7

Date	Site	W/L	Score
10-27-91	Hou	W	35-3
10-11-92	Cin	W	38-24
10-25-92	Hou	W	26-10
10-24-93	Hou	W	28-12
11-14-93	Cin	W	38-3
9-25-94	Hou	W	20-13
11-13-94	Cin	L	31-34
9-24-95	Cin	W	38-28
11-12-95	Hou	L	25-32
10-6-96	Cin	W	30-27 OT
12-15-96	Hou	L	13-21
10-12-97	Tenn	W	30-7
12-4-97	Cin	L	14-41
9-6-98	Cin	W	23-14
10-18-98	Tenn	W	44-14
9-12-99	Tenn	W	36-35
11-14-99	Cin	W	24-14
10-8-00	Cin	W	23-14
12-10-00	Tenn	W	35-3
11-18-01	Cin	W	20-7
1-6-02	Tenn	L	21-23
10-27-02	Cin	W	30-24
10-31-04	Tenn	W	27-20

Date	Site	W/L	Score
10-16-05	Tenn	L	23-31
11-25-07	Cin	L	6-35
9-14-08	Cin	W	24-7
11-6-11	Tenn	L	17-24
9-21-14	Cin	L	7-33
11-12-17	Tenn	W	24-20
11-1-20	Cin	L	20-31
1-22-22	Tenn	L	16-19 (Div)
11-27-22	Ten	L	16-20

Total Points: Titans 1,777, Bengals 1,824
Longest Win Streak: 7 (last 1998-01)
Longest Losing Streak: 7 (1981-84)
At Nissan Stadium: 4-5
At Paul Brown Stadium: 4-3
Series Sweeps: Titans (1974, 79, 80, 87, 91, 92, 93, 98, 99, 00); Bengals (1972, 73, 75, 76, 82, 83, 84)

**vs. CLEVELAND BROWNS**

Regular Season: 31-36 (Home 14-20, Away 17-16) • Playoffs: 1-0 (Home 0-0, Away 1-0)

Date	Site	W/L	Score
11-22-70	Clev	L	14-28
12-7-70	Hou	L	10-21
9-19-71	Clev	L	0-31
11-28-71	Hou	L	24-27
10-22-72	Hou	L	17-23
11-5-72	Clev	L	0-20
10-21-73	Clev	L	13-42
11-11-73	Hou	L	13-23
9-22-74	Clev	L	7-20
12-15-74	Hou	W	24-28
10-12-75	Clev	W	10-40
12-21-75	Hou	W	10-21
11-7-76	Hou	L	7-21
12-5-76	Clev	L	10-13
10-16-77	Hou	L	23-24
12-11-77	Clev	W	15-19
10-1-78	Clev	W	13-16
11-5-78	Hou	W	10-14
9-30-79	Hou	W	31-10
12-2-79	Clev	L	7-14

Date	Site	W/L	Score
9-15-80	Clev	W	7-16
11-30-80	Hou	L	14-17
9-13-81	Clev	W	9-3
12-3-81	Hou	W	17-13
12-26-82	Hou	L	14-20
10-30-83	Clev	L	19-25 OT
12-11-83	Hou	W	27-34
11-25-84	Clev	L	10-27
12-16-84	Hou	L	20-27
10-13-85	Hou	L	6-21
12-15-85	Clev	L	21-28
9-14-86	Hou	L	20-23
11-30-86	Clev	L	10-13 OT
10-11-87	Clev	W	15-10
11-22-87	Hou	L	7-40
11-7-88	Hou	W	24-17
12-18-88	Clev	L	23-28
12-24-88	Clev	W	24-23 (WC)
10-29-89	Clev	L	17-28
12-23-89	Hou	L	20-24

Date	Site	W/L	Score
11-18-90	Clev	W	35-23
12-9-90	Hou	W	58-14
11-17-91	Hou	W	28-24
12-15-91	Clev	W	17-14
11-8-92	Hou	L	14-24
12-20-92	Clev	W	17-14
11-21-93	Clev	W	27-20
12-12-93	Hou	W	19-17
10-13-94	Hou	L	8-11
11-27-94	Clev	L	10-34
9-17-95	Hou	L	7-14
11-5-95	Clev	W	37-10
9-19-99	Tenn	W	26-9
11-28-99	Clev	W	33-21
11-19-00	Tenn	W	24-10
12-17-00	Clev	W	24-0
12-2-01	Clev	W	31-15
12-30-01	Tenn	L	38-41
9-22-02	Tenn	L	28-31 OT
11-6-05	Clev	L	14-20

Date	Site	W/L	Score
12-7-08	Tenn	W	28-9
10-2-11	Clev	W	31-13
10-5-14	Tenn	L	28-29
9-20-15	Clev	L	14-28
10-16-16	Tenn	W	28-26
10-22-17	Clev	W	12-9
9-8-19	Clev	W	43-13
12-6-20	Tenn	L	35-41

Total Points: Titans 1,368, Browns 1,364
Longest Win Streak: 6 (1995-01)
Longest Losing Streak: 9 (1970-74)
At Nissan Stadium: 4-4
At FirstEnergy Stadium: 6-2
Series Sweeps: Titans (1975, 78, 81, 90, 91, 93, 99, 00); Browns (1970, 71, 72, 73, 76, 84, 85, 86, 89, 94)

**vs. DALLAS COWBOYS**

Regular Season: 7-9 (Home 2-6, Away 5-3) • Playoffs: 0-0

Date	Site	W/L	Score
12-20-70	Dal	L	10-52
11-24-74	Hou	L	0-10
11-22-79	Dal	W	30-24
12-13-82	Hou	L	7-37
9-29-85	Hou	L	10-17
11-24-88	Dal	W	25-17
11-10-91	Hou	W	26-23 OT
9-11-94	Dal	L	17-20

Date	Site	W/L	Score
11-27-97	Dal	W	27-14
12-25-00	Tenn	W	31-0
9-15-02	Dal	L	13-21
10-1-06	Tenn	L	14-45
10-10-10	Dal	W	34-27
9-14-14	Tenn	L	10-26
11-5-18	Dal	W	28-14
12-29-22	Tenn	L	13-27

Total Points: Titans 295, Cowboys 374
Longest Win Streak: 2 (last 1997-00)
Longest Losing Streak: 2 (last 2002-06)
At Nissan Stadium: 1-3
At AT&T Stadium: 2-0



vs. DENVER BRONCOS

Regular Season: 24-16-1 (Home 16-6, Away 8-10-1) • Playoffs: 1-2 (Home 1-0, Away 0-2)

Date	Site	W/L	Score	Date	Site	W/L	Score	Date	Site	W/L	Score	Date	Site	W/L	Score
11-6-60	Den	W	45-25	10-1-67	Hou	W	10-6	10-6-85	Den	L	20-31	9-14-20	Den	W	16-14
11-20-60	Hou	W	20-10	11-12-67	Den	W	20-18	10-4-87	Den	W	40-10	11-13-22	Ten	W	17-10
11-5-61	Den	W	55-13	11-17-68	Hou	W	38-17	1-10-88	Den	L	10-34 (Div)	Total Points: Titans 1,073, Broncos 977			
11-26-61	Hou	W	45-14	10-26-69	Hou	W	24-21	10-6-91	Hou	W	42-14	Longest Win Streak: 5 (1962-65)			
10-21-62	Den	L	10-20	11-16-69	Den	T	20-20	1-4-92	Den	L	24-26 (Div)	Longest Losing Streak: 3 (1972-74, 2004-10)			
12-2-62	Hou	W	34-17	11-29-70	Hou	W	31-21	10-18-92	Den	L	21-27	At Nissan Stadium: 3-2			
9-14-63	Hou	W	14-20	9-17-72	Den	L	17-30	11-26-95	Hou	W	42-33	At Empower Field at Mile High: 1-3			
10-13-63	Den	W	33-24	10-14-73	Hou	L	20-48	12-25-04	Tenn	L	16-37	Series Sweeps: Titans (1960, 61, 63, 64, 67, 68); Broncos (1965)			
9-27-64	Den	W	38-17	12-8-74	Den	L	14-38	11-19-07	Den	L	20-34				
12-20-64	Hou	W	34-15	10-10-76	Hou	W	17-3	10-3-10	Tenn	L	20-26				
10-17-65	Den	L	17-28	12-4-77	Hou	L	14-24	9-25-11	Tenn	W	17-14				
11-14-65	Hou	L	21-31	12-23-79	Hou	W	13-7 (WC)	12-8-13	Den	L	28-51				
9-3-66	Hou	W	45-7	11-2-80	Den	W	20-16	12-11-16	Ten	W	13-10				
10-2-66	Den	L	38-40	10-9-83	Hou	L	14-26	10-13-19	Den	L	0-16				



vs. DETROIT LIONS

Regular Season: 10-3 (Home 6-2, Away 4-1) • Playoffs: 0-0

Date	Site	W/L	Score	Date	Site	W/L	Score	Date	Site	W/L	Score	Total Points: Titans 351, Lions 290			
10-17-71	Hou	L	7-31	12-10-95	Hou	L	17-24	12-20-20	Ten	W	46-25	Longest Win Streak: 6 (2001-20)			
10-26-75	Hou	W	24-8	10-21-01	Det	W	27-24					Longest Losing Streak: 1 (last 1995)			
11-13-83	Hou	W	27-17	1-2-05	Tenn	W	24-19					At Nissan Stadium: 3-0			
10-5-86	Det	L	13-24	11-27-08	Det	W	47-10					At Ford Field: 2-0			
11-5-89	Hou	W	35-31	9-23-12	Tenn	W	44-41 OT								
11-26-92	Det	W	24-21	9-18-16	Det	W	16-15								



vs. GREEN BAY PACKERS

Regular Season: 8-6 (Home 3-3, Away 5-3) • Playoffs: 0-0

Date	Site	W/L	Score	Date	Site	W/L	Score	Date	Site	W/L	Score	Total Points: Titans 341, Packers 326			
11-19-72	Hou	L	10-23	12-20-98	GB	L	22-30	12-27-20	GB	L	14-40	Longest Win Streak: 3 (last 2001-08)			
9-25-77	GB	W	16-10	12-16-01	Tenn	W	26-20	11-17-22	GB	W	27-17	Longest Losing Streak: 2 (1992-98)			
12-14-80	GB	W	22-3	10-11-04	GB	W	48-27					At Nissan Stadium: 3-0			
9-4-83	Hou	L	38-41 OT	11-02-08	Tenn	W	19-16 OT					At Lambeau Field: 5-3			
9-7-86	GB	W	31-3	12-23-12	GB	L	7-55								
12-13-92	Hou	L	14-16	11-13-16	Tenn	W	47-25								



vs. HOUSTON TEXANS

Regular Season: 23-19 (Home 12-9, Away 11-10) • Playoffs: 0-0

Date	Site	W/L	Score	Date	Site	W/L	Score	Date	Site	W/L	Score	Date	Site	W/L	Score
11-10-02	Tenn	W	17-10	12-14-08	Hou	L	12-13	11-1-15	Hou	L	6-20	1-9-22	Hou	W	28-25
12-29-02	Hou	W	13-3	9-20-09	Tenn	L	31-34	12-27-15	Tenn	L	6-34	10-30-22	Hou	W	17-10
10-12-03	Tenn	W	38-17	11-23-09	Hou	W	20-17	10-2-16	Hou	L	20-27	12-24-22	Tenn	L	14-19
12-21-03	Hou	W	27-24	11-28-10	Hou	L	0-20	1-1-17	Tenn	W	24-17	Total Points: Titans 891, Texans 993			
10-17-04	Tenn	L	10-20	12-19-10	Tenn	W	31-17	10-1-17	Hou	L	14-57	Longest Win Streak: 7 (2005-08)			
11-28-04	Hou	L	21-31	10-23-11	Tenn	L	7-41	12-3-17	Tenn	W	24-13	Longest Losing Streak: 5 (2014-16)			
10-9-05	Hou	W	34-20	1-1-12	Hou	W	23-22	9-16-18	Tenn	W	20-17	At Nissan Stadium: 12-9			
12-11-05	Tenn	W	13-10	9-30-12	Hou	L	14-38	11-26-18	Hou	L	17-34	At NRG Stadium: 11-10			
10-29-06	Tenn	W	28-22	12-2-12	Tenn	L	10-24	12-15-19	Tenn	L	21-24	Series Sweeps: Titans (2002, 03, 05, 06, 07, 20); Texans (2004, 12, 14, 15)			
12-10-06	Hou	W	26-20 OT	9-15-13	Hou	L	24-30 OT	12-29-19	Hou	W	35-14				
10-21-07	Hou	W	38-36	12-29-13	Tenn	W	16-10	10-18-20	Tenn	W	42-36 OT				
12-2-07	Tenn	W	28-20	10-26-14	Tenn	L	16-30	1-3-21	Hou	W	41-38				
9-21-08	Tenn	W	31-12	11-30-14	Hou	L	21-45	11-21-21	Tenn	L	13-22				



vs. INDIANAPOLIS COLTS

Regular Season: 21-35 (Home 10-16, Away 11-19) • Playoffs: 1-0 (Home 0-0, Away 1-0)

Date	Site	W/L	Score	Date	Site	W/L	Score	Date	Site	W/L	Score	Date	Site	W/L	Score
10-11-70	Hou	L	20-24	12-7-03	Tenn	L	27-29	12-9-12	Ind	L	23-27	10-31-21	Ind	W	34-31 OT
11-4-73	Balt	W	31-27	9-19-04	Tenn	L	17-31	11-14-13	Tenn	L	27-30	10-2-22	Ind	W	24-17
11-1-76	Balt	L	14-38	12-5-04	Ind	L	24-51	12-1-13	Ind	L	14-22	10-23-22	Tenn	W	19-10
10-14-79	Balt	W	28-16	10-2-05	Tenn	L	10-31	9-28-14	Ind	L	17-41	Total Points: Titans 1,171, Colts 1,538			
9-21-80	Hou	W	21-16	12-4-05	Ind	L	3-35	12-28-14	Tenn	L	10-27	Longest Win Streak: 5 (current; 2020-22)			
12-18-83	Balt	L	10-20	10-8-06	Ind	L	13-14	9-27-15	Tenn	L	33-35	Longest Losing Streak: 11 (2011-16)			
9-9-84	Hou	L	21-35	12-3-06	Tenn	W	20-17	1-3-16	Ind	L	24-30	At Nissan Stadium: 7-14			
12-22-85	Ind	L	16-34	9-16-07	Tenn	L	20-22	10-23-16	Tenn	L	26-34	At RCA Dome: 5-8			
11-23-86	Hou	W	31-17	12-30-07	Ind	W	16-10	11-20-16	Ind	L	17-24	At Lucas Oil Stadium: 5-10			
11-29-87	Ind	L	27-51	10-27-08	Tenn	W	31-21	10-16-17	Tenn	W	36-22	Series Sweeps: Titans (2002, 17, 21, 22); Colts (2003, 04, 05, 09, 10, 12, 13, 14, 15, 16, 18)			
9-4-88	Ind	W	17-14 OT	12-28-08	Ind	L	0-23	11-26-17	Ind	W	20-16				
9-23-90	Hou	W	24-10	10-11-09	Tenn	L	9-31	11-18-18	Ind	L	10-38				
9-13-92	Ind	W	20-10	12-06-09	Ind	L	17-27	12-30-18	Tenn	L	17-33				
9-4-94	Ind	L	21-45	12-9-10	Tenn	L	28-30	9-15-19	Tenn	L	17-19				
1-16-00	Ind	W	19-16 (Div)	1-2-11	Ind	L	20-23	12-1-19	Ind	W	31-17				
11-3-02	Ind	W	23-15	10-30-11	Tenn	W	27-10	11-12-20	Tenn	L	17-34				
12-8-02	Tenn	W	27-17	12-18-11	Ind	L	13-27	11-29-20	Ind	W	45-26				
9-14-03	Ind	L	7-33	10-28-12	Tenn	L	13-19 OT	9-26-21	Tenn	W	25-16				



vs. JACKSONVILLE JAGUARS Regular Season: 33-23 (Home 18-10, Away 15-13) • Playoffs: 1-0 (Home 0-0, Away 1-0)

Date	Site	W/L	Score
9-3-95	Jax	W	10-3
10-1-95	Hou	L	17-16
9-8-96	Jax	W	34-27
12-8-96	Hou	L	17-23
11-2-97	Tenn	L	24-30
11-16-97	Jax	L	9-17
9-27-98	Tenn	L	22-27
12-13-98	Jax	W	16-13
9-26-99	Jax	W	20-19
12-26-99	Tenn	W	41-14
1-23-00	Jax	W	33-14 (Champ)
10-16-00	Tenn	W	27-13
11-26-00	Jax	L	13-16
9-23-01	Jax	L	6-13
11-4-01	Tenn	W	28-24
10-13-02	Tenn	W	23-14
12-22-02	Jax	W	28-10

Date	Site	W/L	Score
10-28-03	Jax	W	30-17
11-16-03	Tenn	W	10-3
9-26-04	Tenn	L	15-12
11-21-04	Jax	W	18-15
11-20-05	Tenn	L	28-31
1-1-06	Jax	L	13-40
11-5-06	Jax	L	7-37
12-17-06	Tenn	W	24-17
9-9-07	Jax	W	13-10
11-11-07	Tenn	L	13-28
9-7-08	Tenn	W	17-10
11-16-08	Jax	W	24-14
10-4-09	Jax	L	17-37
11-1-09	Tenn	W	30-13
10-18-10	Jax	W	30-3
12-5-10	Tenn	L	6-17
9-11-11	Jax	L	14-16

Date	Site	W/L	Score
12-24-11	Tenn	W	23-17
11-25-12	Jax	L	19-24
12-30-12	Tenn	W	38-20
11-10-13	Tenn	L	27-29
12-22-13	Jax	W	20-16
10-12-14	Tenn	W	16-14
12-18-14	Jax	L	13-21
11-19-15	Jax	L	13-19
12-6-15	Tenn	W	42-39
10-27-16	Tenn	W	36-22
12-24-16	Jax	L	17-38
9-17-17	Jax	W	37-16
12-31-17	Tenn	W	15-10
9-23-18	Jax	W	9-6
12-6-18	Tenn	W	30-9
9-19-19	Jax	L	7-20
11-24-19	Tenn	W	42-20

Date	Site	W/L	Score
9-20-20	Tenn	W	33-30
12-13-20	Jax	W	31-10
10-10-21	Jax	W	37-19
12-12-21	Tenn	W	20-0
12-11-22	Tenn	L	22-36
1-7-23	Jax	L	16-20

Total Points: Titans 1,236, Jaguars 1,072
Longest Win Streak: 5 (2019-21; 2001-03)
Longest Losing Streak: 4 (1996-98)
At Nissan Stadium: 18-6
At TIAA Bank Field: 16-13
Series Sweeps: Titans (1999, 02, 08, 17, 18, 20, 21); Jaguars (1997, 05, 22)



vs. KANSAS CITY CHIEFS Regular Season: 24-28 (Home 14-10, Away 10-18) • Playoffs: 1-3 (Home 0-2, Away 1-1)

Date	Site	W/L	Score
10-16-60	Hou	W	20-10
12-04-60	Dal	L	0-24
10-01-61	Dal	L	21-26
10-22-61	Hou	W	38-7
10-28-62	Hou	L	7-31
11-04-62	Dal	W	14-6
12-23-62	Hou	L	17-20 (AFL Champ)
10-06-63	KC	L	7-28
10-27-63	Hou	W	28-7
10-04-64	KC	L	7-28
11-22-64	Hou	L	19-28
10-24-65	Hou	W	38-36
11-28-65	KC	L	21-52
10-30-66	KC	L	23-48
9-09-67	Hou	L	20-25

Date	Site	W/L	Score
10-22-67	KC	W	24-19
9-09-68	Hou	L	21-26
11-28-68	KC	L	10-24
10-12-69	KC	L	0-24
11-08-70	KC	L	9-24
9-26-71	Hou	L	16-20
11-18-73	KC	L	14-38
9-29-74	Hou	L	7-17
11-02-75	KC	W	17-13
11-27-77	Hou	W	34-20
9-10-78	KC	W	20-17
9-16-79	Hou	W	20-6
10-12-80	KC	L	20-21
11-15-81	KC	L	10-23
10-23-83	Hou	L	10-13
11-11-84	KC	W	17-16

Date	Site	W/L	Score
11-03-85	Hou	W	23-20
9-21-86	KC	L	13-27
10-09-88	Hou	W	7-6
11-26-89	KC	L	0-34
12-16-90	KC	W	27-10
9-16-91	Hou	W	17-7
9-20-92	Hou	W	23-20
9-12-93	Hou	W	30-0
1-16-94	Hou	L	20-28 (Div)
12-18-94	KC	L	9-31
11-19-95	KC	L	13-20
9-01-96	Hou	L	19-20
9-10-00	Ten	W	17-14
12-13-04	Ten	L	38-49
12-16-07	KC	W	26-17
10-19-08	KC	W	34-10

Date	Site	W/L	Score
12-26-10	KC	L	14-34
10-6-13	Tenn	L	17-26
9-7-14	KC	W	26-10
12-18-16	KC	W	19-17
1-6-18	KC	W	22-21 (WC)
11-10-19	Tenn	W	35-32
1-19-20	KC	L	24-35 (Champ)
10-24-21	Tenn	W	27-3
11-6-22	KC	L	17-20 (OT)

Total Points: Titans 1,046, Chiefs 1,208
Longest Win Streak: 4 (last 2014-19)
Longest Losing Streak: 7 (1968-74)
At Nissan Stadium: 3-2
At Arrowhead Stadium: 9-10



vs. LAS VEGAS RAIDERS Regular Season: 22-26 (Home 15-14, Away 7-12) • Playoffs: 0-4 (Home 0-0, Away 0-4)

Date	Site	W/L	Score
9-11-60	Oak	W	37-22
9-25-60	Hou	L	13-14
9-9-61	Hou	W	55-0
12-17-61	Oak	W	47-16
11-11-62	Oak	W	28-20
12-9-62	Hou	W	32-17
9-7-63	Hou	L	13-24
12-22-63	Oak	L	49-52
9-19-64	Hou	W	42-28
11-15-64	Oak	L	10-20
9-26-65	Oak	L	17-21
11-7-65	Hou	L	21-33
9-10-66	Hou	W	31-0
11-6-66	Oak	L	23-38
12-10-67	Hou	L	7-19
12-31-67	Oak	L	7-40 (AFL Champ)

Date	Site	W/L	Score
9-29-68	Hou	L	15-24
9-14-69	Oak	L	17-21
12-21-69	Oak	L	7-56 (AFL Div)
11-14-71	Oak	L	21-41
10-9-72	Hou	L	0-34
12-2-73	Hou	L	6-17
12-14-75	Oak	W	27-26
9-26-76	Hou	L	13-14
11-13-77	Oak	L	29-34
10-8-78	Oak	L	17-21
11-11-79	Hou	W	31-17
12-28-80	Oak	L	7-27 (WC)
11-8-81	Hou	W	17-16
9-11-83	LA	L	6-20
9-2-84	Hou	L	14-24
10-26-86	Hou	L	17-28
9-11-88	Hou	W	38-35

Date	Site	W/L	Score
11-19-89	Hou	W	23-7
9-1-91	Hou	W	47-17
10-30-94	LA	L	14-17
8-31-97	Tenn	W	24-21 OT
12-9-99	Tenn	W	21-14
12-22-01	Oak	W	13-10
9-29-02	Oak	L	25-52
1-19-03	Oak	L	24-41 (Champ)
9-7-03	Tenn	W	25-20
12-19-04	Oak	L	35-40
10-30-05	Tenn	L	25-34
10-28-07	Tenn	W	13-9
9-12-10	Tenn	W	38-13
11-24-13	Oak	W	23-19
11-29-15	Tenn	L	21-24
9-25-16	Tenn	L	10-17
9-10-17	Tenn	L	16-26

Date	Site	W/L	Score
12-8-19	Oak	W	42-21
9-25-22	Tenn	W	24-22

Total Points: Titans 1,177, Raiders 1,243
Longest Win Streak: 4 (1961-62)
Longest Losing Streak: 9 (1966-73)
At Nissan Stadium: 5-4
At Oakland Alameda Coliseum: 3-11
At Allegiant Stadium: 0-0
Series Sweeps: Titans (1961,62); Raiders (1963, 65)

**vs. LOS ANGELES CHARGERS** Regular Season: 15-28-1 (Home 12-9, Away 3-19-1) • Playoffs: 3-1 (Home 1-0, Away 2-1)

Date	Site	W/L	Score
9-18-60	Hou	W	38-28
11-13-60	LA	L	21-24
1-1-61	Hou	W	24-16 (AFL Champ)
9-24-61	SD	L	24-34
12-3-61	Hou	W	33-13
12-24-61	SD	W	10-3 (AFL Champ)
9-23-62	SD	W	42-17
11-25-62	Hou	W	33-27
12-1-63	SD	L	0-27
12-15-63	Hou	L	14-20
9-12-64	SD	L	21-27
10-25-64	Hou	L	17-20
10-3-65	SD	L	14-31
12-12-65	Hou	L	26-37
12-4-66	Hou	L	22-28

Date	Site	W/L	Score
9-24-67	SD	L	3-13
12-16-67	Hou	W	17-24
9-21-68	SD	L	14-30
11-27-69	Hou	L	17-21
10-25-70	SD	T	31-31
12-19-71	Hou	W	49-33
11-26-72	SD	L	20-34
9-15-74	Hou	W	21-14
9-28-75	Hou	W	33-17
10-17-76	SD	L	27-30
12-17-78	Hou	L	24-45
12-29-79	SD	W	17-14 (Div)
9-16-84	SD	L	14-31
11-24-85	Hou	W	37-35
12-7-86	SD	L	0-27
12-6-87	Hou	W	33-18
9-17-89	SD	W	34-27

Date	Site	W/L	Score
9-30-90	SD	W	17-7
9-27-92	Hou	W	27-0
9-19-93	SD	L	17-18
9-13-98	Tenn	L	7-13
10-3-04	SD	L	17-38
9-17-06	SD	L	7-40
12-9-07	Tenn	L	17-23 OT
1-6-08	SD	L	6-17 (WC)
12-25-09	Tenn	L	17-42
10-31-10	SD	L	25-33
9-16-12	SD	L	10-38
9-22-13	Tenn	W	20-17
11-6-16	SD	L	35-43
10-21-18	LA*	L	19-20
10-20-19	Tenn	W	23-20
12-18-22	LA	L	14-17

Total Points: Titans 1,015, Chargers 1,175
Longest Win Streak: 4 (1961-62, 1987-92)
Longest Losing Streak: 9 (1993-2012)
At Nissan Stadium: 2-2
At Qualcomm Stadium: 3-13-1
At StubHub Center: 0-0
At SoFi Stadium: 0-1
***At Wembley Stadium:** 0-1
Series Sweeps: Titans (1962); Chargers (1963, 64, 65)

**vs. LOS ANGELES RAMS** Regular Season: 6-7 (Home 3-4, Away 3-3) • Playoffs: 0-1 (Neutral Site 0-1)

Date	Site	W/L	Score
10-7-73	Hou	L	26-31
9-24-78	Hou	L	6-10
9-6-81	LA	W	27-20
12-9-84	LA	L	16-27
9-13-87	Hou	W	20-16
11-4-90	LA	L	13-17
9-26-93	Hou	L	28-13

Date	Site	W/L	Score
10-31-99	Tenn	W	24-21
1-30-00	Atl	L	16-23 (SB 34)
9-25-05	St.L	L	27-31
12-13-09	Tenn	W	47-7
11-3-13	StL	W	28-21
12-24-17	Tenn	L	27-23
11-7-21	LAR	W	28-16

Total Points: Titans 314, Rams 285
Longest Win Streak: 2 (2009-13)
Longest Losing Streak: 2 (last 2000-05)
At Nissan Stadium: 2-1
At Edward Jones Dome: 1-1
At L.A. Memorial Coliseum: 0-0
At SoFi Stadium: 1-0

**vs. MIAMI DOLPHINS** Regular Season: 17-21 (Home 9-8, Away 8-13) • Playoffs: 1-0 (Home 0-0, Away 1-0)

Date	Site	W/L	Score
10-23-66	Hou	L	13-20
12-18-66	Mia	L	28-29
12-3-67	Hou	W	17-14
12-23-67	Mia	W	41-10
9-14-68	Mia	W	24-10
10-6-68	Hou	L	7-24
9-28-69	Hou	W	22-10
11-23-69	Mia	W	32-7
9-27-70	Hou	L	10-20
9-24-72	Mia	L	13-34
11-16-75	Hou	W	20-19
10-2-77	Mia	L	7-27
11-20-78	Hou	W	35-30

Date	Site	W/L	Score
12-24-78	Mia	W	17-9 (WC)
11-5-79	Mia	W	9-6
9-20-81	Hou	L	10-16
12-4-83	Hou	L	17-24
10-14-84	Mia	L	10-28
9-8-85	Hou	W	26-23
11-2-86	Mia	L	7-28
10-1-89	Hou	W	39-7
10-20-91	Mia	W	17-13
11-22-92	Mia	L	16-19
11-17-96	Hou	L	20-23
9-7-97	Mia	L	13-16 OT
11-7-99	Mia	L	0-17

Date	Site	W/L	Score
9-9-01	Tenn	L	23-31
11-9-03	Tenn	W	31-7
9-11-04	Mia	W	17-7
12-24-05	Mia	L	10-24
9-24-06	Mia	L	10-13
12-20-09	Tenn	W	27-24 OT
11-14-10	Mia	L	17-29
11-11-12	Mia	W	37-3
10-18-15	Tenn	L	10-38
10-9-16	Mia	W	30-17
10-8-17	Mia	L	10-16
9-9-18	Mia	L	20-27
1-2-22	Tenn	W	34-3

Total Points: Titans 746, Dolphins 722
Longest Win Streak: 3 (1967-68, 78-79)
Longest Losing Streak: 5 (1992-01)
At Nissan Stadium: 3-2
At Hard Rock Stadium: 4-8
Series Sweeps: Titans (1967, 69); Dolphins (1966)

**vs. MINNESOTA VIKINGS** Regular Season: 5-9 (Home 3-2, Away 2-7) • Playoffs: 0-0

Date	Site	W/L	Score
10-13-74	Min	L	10-51
12-21-80	Hou	W	20-16
10-16-83	Min	L	14-34
12-14-86	Hou	W	23-10
9-10-89	Min	L	7-38
11-15-92	Min	W	17-13

Date	Site	W/L	Score
10-8-95	Min	L	17-23
12-26-98	Tenn	L	16-26
12-9-01	Min	L	24-42
10-24-04	Min	L	3-20
9-28-08	Tenn	W	30-17
10-7-12	Min	L	7-30

Date	Site	W/L	Score
9-11-16	Tenn	L	16-25
9-27-20	Min	W	31-30

Total Points: Titans 219, Vikings 350
Longest Win Streak: 1 (last 2020)
Longest Losing Streak: 4 (1995-04)
At Nissan Stadium: 1-1
At Metrodome: 1-6
At U.S. Bank Stadium: 1-0

**vs. NEW ENGLAND PATRIOTS** Regular Season: 16-24-1 (Home 11-7, Away 5-17-1) • Playoffs: 2-2 (Home 0-0, Away 2-2)

Date	Site	W/L	Score
11-25-60	NE	W	24-10
12-18-60	Hou	W	37-21
10-13-61	NE	T	31-31
11-12-61	Hou	W	27-15
9-16-62	NE	L	21-34
11-18-62	Hou	W	21-17
11-1-63	NE	L	3-45
12-8-63	Hou	L	28-46
11-6-64	NE	L	24-25
11-29-64	Hou	L	17-34
9-19-65	Hou	W	10-31
12-18-65	NE	L	14-42
9-25-66	NE	L	21-27
11-13-66	Hou	L	14-38

Date	Site	W/L	Score
11-5-67	NE	L	7-18
11-26-67	Hou	W	27-6
10-13-68	NE	W	16-0
12-15-68	Hou	W	45-17
11-2-69	NE	L	0-24
12-14-69	Hou	W	23-27
11-7-71	NE	L	20-28
11-25-73	Hou	L	0-32
9-21-75	NE	W	7-0
11-12-78	NE	W	26-23
12-31-78	NE	W	31-14 (Div)
11-10-80	Hou	W	38-34
10-18-81	NE	L	10-38
11-28-82	NE	L	21-29

Date	Site	W/L	Score
10-18-87	Hou	L	7-21
9-25-88	Hou	W	31-6
10-8-89	NE	L	13-23
9-22-91	NE	L	20-24
10-17-93	NE	W	28-14
9-20-98	NE	L	16-27
12-16-02	Tenn	W	24-7
10-5-03	NE	L	30-38
1-10-04	NE	L	14-17 (Div)
12-31-06	Tenn	L	23-40
10-18-09	NE	L	0-59
9-9-12	Tenn	L	13-34
12-20-15	NE	L	16-33
1-13-18	NE	L	14-35 (Div)

Total Points: Titans 904, Patriots 1,118
Longest Win Streak: 4 (1975-80)
Longest Losing Streak: 6 (2003-15)
At Nissan Stadium: 2-2
At Gillette Stadium: 1-6
Series Sweeps: Titans (1960, 68); Patriots (1963, 64, 66)

 vs. NEW ORLEANS SAINTS Regular Season: 9-7-1 (Home 3-4-1, Away 6-3) • Playoffs: 0-0

Date	Site	W/L	Score	Date	Site	W/L	Score	Date	Site	W/L	Score	Total Points: Titans 379, Saints 358
10-3-71	Hou	T	13-13	10-21-90	Hou	W	23-10	12-11-11	Tenn	L	17-22	Longest Win Streak: 4 (1996-07)
10-3-76	NO	W	31-26	9-5-93	NO	L	21-33	11-8-15	NO	W	34-28 OT	Longest Losing Streak: 3 (1981-87)
12-10-78	NO	W	17-12	11-10-96	NO	W	31-14	12-22-19	Tenn	L	28-38	At Nissan Stadium: 2-2
11-22-81	Hou	L	24-27	10-17-99	NO	W	24-21	11-14-21	Tenn	W	23-21	At Superdome: 6-3
9-30-84	Hou	L	10-27	9-21-03	Tenn	W	27-12	9-10-23	NO	L	15-16	
12-13-87	NO	L	10-24	9-24-07	NO	W	31-14					

 vs. NEW YORK GIANTS Regular Season: 6-7 (Home 3-4, Away 3-3) • Playoffs: 0-0


Date	Site	W/L	Score	Date	Site	W/L	Score	Date	Site	W/L	Score	Total Points: Titans 239, Giants 260
9-16-73	NY	L	14-34	11-9-97	Tenn	W	10-6	12-7-14	Tenn	L	7-36	Longest Win Streak: 5 (1997-10)
12-5-82	NY	L	14-17	10-1-00	Tenn	W	28-14	12-16-18	NY	W	17-0	Longest Losing Streak: 5 (1973-94)
12-8-85	Hou	L	14-35	12-1-02	NY	W	32-29 OT	9-11-22	Ten	L	20-21	At Nissan Stadium: 2-2
12-21-91	NY	L	20-24	11-26-06	Tenn	W	24-21					At Giants Stadium: 1-2
11-21-94	Hou	L	10-13	9-26-10	NY	W	29-10					At MetLife Stadium: 2-0

 vs. NEW YORK JETS Regular Season: 24-20-1 (Home 18-7, Away 6-13-1) • Playoffs: 1-0 (Home 1-0, Away 0-0)

Date	Site	W/L	Score	Date	Site	W/L	Score	Date	Site	W/L	Score	Date	Site	W/L	Score	Total Points: Titans 1,072, Jets 971
10-9-60	Hou	W	27-21	10-15-67	NY	T	28-28	10-13-91	NY	W	23-20	12-14-14	Tenn	L	11-16	Longest Win Streak: 6 (last 1991-96)
10-23-60	NY	W	42-28	10-20-68	Hou	L	14-20	12-29-91	Hou	W	17-10 (WC)	12-13-15	NYJ	L	8-30	Longest Losing Streak: 4 (1968-69)
11-19-61	Hou	W	49-13	11-10-68	NY	L	7-26	1-2-94	Hou	W	24-0	12-2-18	Tenn	W	26-22	At Nissan Stadium: 4-3
12-10-61	NY	W	48-21	10-20-69	NY	L	17-26	12-24-94	Hou	W	24-10	10-3-21	NYJ	L	24-27 OT	At Giants Stadium: 2-3
10-14-62	Hou	W	56-17	12-6-69	Hou	L	26-34	12-17-95	Hou	W	23-6					At MetLife Stadium: 0-2
12-15-62	NY	W	44-10	10-1-72	Hou	W	26-20	12-1-96	NY	W	35-10					Series Sweeps: Titans (1960, 61, 62); Jets (1968, 69)
9-22-63	NY	L	17-24	11-3-74	NY	W	27-22	11-22-98	Tenn	L	3-24					
11-10-63	Hou	W	31-27	9-18-77	Hou	W	20-0	12-1-03	NY	L	17-24					
10-17-64	NY	L	21-24	10-28-79	Hou	W	27-24	9-10-06	Tenn	L	16-23					
12-13-64	Hou	W	33-17	11-23-80	NY	L	28-31 OT	12-23-07	Tenn	W	10-6					
9-12-65	Hou	W	27-21	9-27-81	NY	L	17-33	11-23-08	Tenn	L	13-34					
11-21-65	NY	L	14-41	11-18-84	Hou	W	31-20	9-27-09	NY	L	17-24					
9-18-66	NY	L	13-52	9-18-88	NY	L	3-45	12-17-12	Tenn	W	14-10					
10-16-66	Hou	W	24-0	10-28-90	Hou	L	12-17	10-6-13	Tenn	W	38-13					

 vs. PHILADELPHIA EAGLES Regular Season: 5-8 (Home 3-3, Away 2-5) • Playoffs: 0-0

Date	Site	W/L	Score	Date	Site	W/L	Score	Date	Site	W/L	Score	Total Points: Titans 256, Eagles 315
11-12-72	Hou	L	17-18	10-24-94	Phi	L	6-21	11-23-14	Phi	L	24-43	Longest Win Streak: 4 (2000-10)
12-16-79	Hou	L	20-26	12-3-00	Phi	W	15-13	9-30-18	Ten	W	26-23	Longest Losing Streak: 6 (1972-94)
12-19-82	Phi	L	14-35	9-8-02	Tenn	W	27-24	12-4-22	Phi	L	10-35	At Nissan Stadium: 3-0
10-2-88	Phi	L	23-32	11-19-06	Phi	W	31-13					At Lincoln Financial Field: 1-2
12-2-91	Hou	L	6-13	10-24-10	Tenn	W	37-19					

 vs. PITTSBURGH STEELERS Regular Season: 31-45 (Home 19-19, Away 12-26) • Playoffs: 1-3 (Home 1-1, Away 0-2)

Date	Site	W/L	Score	Date	Site	W/L	Score	Date	Site	W/L	Score	Date	Site	W/L	Score	Total Points: Titans 1,406, Steelers 1,710
9-20-70	Pitt	W	19-7	12-4-80	Hou	W	6-0	9-6-92	Hou	L	24-29	9-11-05	Pitt	L	7-34	Longest Win Streak: 7 (1997-00)
10-18-70	Hou	L	3-7	10-26-81	Pitt	L	13-26	11-1-92	Pitt	L	20-21	12-21-08	Tenn	W	31-14	Longest Losing Streak: 5 (last 1994-96)
10-24-71	Pitt	L	16-23	12-20-81	Hou	W	21-20	11-28-93	Hou	W	23-3	9-10-09	Pitt	L	10-13 OT	At Nissan Stadium: 6-4
12-5-71	Hou	W	29-3	11-21-82	Hou	L	10-24	12-19-93	Pitt	W	26-17	9-19-10	Tenn	L	11-19	At Heinz Field: 2-6
10-15-72	Pitt	L	7-24	9-18-83	Hou	L	28-40	10-3-94	Pitt	L	14-30	10-9-11	Pitt	L	17-38	Series Sweeps: Titans (1987, 89, 93, 98, 99, 00); Steelers (1972, 73, 75, 76, 83, 85, 86, 92, 94, 95, 01)
12-10-72	Hou	L	3-9	10-2-83	Pitt	L	10-17	11-6-94	Hou	L	9-12 OT	10-11-12	Tenn	W	26-23	
9-30-73	Hou	L	7-36	11-4-84	Pitt	L	7-35	9-10-95	Hou	L	17-34	9-8-13	Pit	W	16-9	
12-9-73	Pitt	L	7-33	12-2-84	Hou	W	23-20 OT	12-3-95	Pitt	L	7-21	11-17-14	Tenn	L	24-27	
10-6-74	Hou	L	7-13	9-22-85	Pitt	L	0-20	9-29-96	Pitt	L	16-30	11-16-17	Pit	L	17-40	
12-1-74	Pitt	W	13-10	11-17-85	Hou	L	7-30	10-20-96	Hou	W	23-13	10-25-20	Tenn	L	24-27	
11-9-75	Pitt	L	17-24	9-28-86	Hou	L	16-22 OT	9-28-97	Pitt	L	24-37	12-19-21	Pit	L	13-19	
11-24-75	Hou	L	9-32	11-16-86	Pitt	L	10-21	12-21-97	Tenn	W	16-6					
11-21-76	Pitt	L	16-32	11-15-87	Pitt	W	23-3	11-1-98	Pitt	W	41-31					
12-11-76	Hou	L	0-21	12-20-87	Hou	W	24-16	11-15-98	Tenn	W	23-14					
10-9-77	Hou	W	27-10	10-16-88	Pitt	W	34-14	11-21-99	Tenn	W	16-10					
10-23-77	Pitt	L	10-27	12-4-88	Hou	L	34-37	1-2-00	Pitt	W	47-36					
10-23-78	Pitt	W	24-17	10-22-89	Hou	W	27-0	9-24-00	Pitt	W	23-20					
12-3-78	Hou	L	3-13	12-3-89	Pitt	W	23-16	11-5-00	Tenn	W	9-7					
1-7-79	Pitt	L	5-34 (Champ)	12-31-89	Hou	L	26-23 OT (WC)	10-29-01	Pitt	L	7-34					
9-9-79	Pitt	L	7-38	9-16-90	Pitt	L	9-20	11-25-01	Tenn	L	24-34					
12-10-79	Hou	W	20-17	12-30-90	Hou	W	34-14	11-17-02	Tenn	W	31-23					
1-6-80	Pitt	L	13-27 (Champ)	11-24-91	Pitt	L	14-26	1-11-03	Tenn	W	34-31 OT (Div)					
9-7-80	Pitt	L	17-31	12-8-91	Hou	W	31-6	9-28-03	Pitt	W	30-13					



vs. SAN FRANCISCO 49ERS

Regular Season: 6-9 (Home 3-5, Away 3-4) • Playoffs: 0-0

Date	Site	W/L	Score
11-15-70	Hou	L	20-30
12-7-75	SF	W	27-13
9-17-78	Hou	W	20-19
12-13-81	SF	L	6-28
10-21-84	Hou	L	21-34
11-8-87	SF	L	20-27

Date	Site	W/L	Score
10-7-90	Hou	L	21-24
12-25-93	SF	W	10-7
10-27-96	Hou	L	9-10
10-3-99	SF	L	22-24
11-27-05	Tenn	W	33-22
11-8-09	SF	W	34-27

Date	Site	W/L	Score
10-20-13	Tenn	L	17-31
12-17-17	SF	L	23-25
12-23-21	Tenn	W	20-17

Total Points: Titans 303, 49ers 338
Longest Win Streak: 2 (1975-78, 2005-09)
Longest Losing Streak: 4 (1981-90)
At Nissan Stadium: 2-1
At Candlestick Park: 3-3
At Levi's Stadium: 0-1



vs. SEATTLE SEAHAWKS

Regular Season: 7-10 (Home 4-3, Away 3-7) • Playoffs: 1-0 (Home 1-0, Away 0-0)

Date	Site	W/L	Score
11-20-77	Sea	W	22-10
10-21-79	Sea	L	14-34
10-5-80	Hou	L	7-26
10-11-81	Hou	W	35-17
9-19-82	Hou	W	23-21
1-3-88	Hou	W	23-20 OT (WC)

Date	Site	W/L	Score
11-13-88	Sea	L	24-27
12-2-90	Sea	L	10-13 OT
11-7-93	Hou	W	24-14
12-11-94	Hou	L	14-16
11-3-96	Sea	L	16-23
10-5-97	Sea	L	13-16

Date	Site	W/L	Score
11-29-98	Sea	L	18-20
12-18-05	Tenn	L	24-28
1-3-10	Sea	W	17-13
10-13-13	Sea	L	13-20
9-24-17	Tenn	W	33-27
9-19-21	Sea	W	33-30 OT

Total Points: Titans 363, Seahawks 375
Longest Win Streak: 3 (1981-87)
Longest Losing Streak: 5 (1994-05)
At Nissan Stadium: 1-1
At CenturyLink Field: 1-1
At Lumen Field: 1-0



vs. TAMPA BAY BUCCANEERS

Regular Season: 10-2 (Home 8-0, Away 2-2) • Playoffs: 0-0

Date	Site	W/L	Score
9-12-76	Hou	W	20-0
10-19-80	Hou	W	20-14
11-27-83	TB	L	24-33
12-10-89	Hou	W	20-17
10-29-95	Hou	W	19-7
11-8-98	TB	W	31-22

Date	Site	W/L	Score
10-14-01	Tenn	W	31-28 OT
12-28-03	Tenn	W	33-13
10-14-07	TB	L	10-13
11-27-11	Tenn	W	23-17
9-13-15	TB	W	42-14
10-27-19	Tenn	W	27-23

Total Points: Titans 300, Buccaneers 201
Longest Win Streak: 5 (1989-03)
Longest Losing Streak: 1 (1983, 2007)
At Nissan Stadium: 4-0
At Raymond James Stadium: 2-1



vs. WASHINGTON COMMANDERS

Regular Season: 8-6 (Home 4-2, Away 4-4) • Playoffs: 0-0

Date	Site	W/L	Score
10-10-71	Wash	L	13-22
10-19-75	Hou	W	13-10
9-2-79	Wash	W	29-27
9-15-85	Wash	L	16-13
10-30-88	Hou	W	41-17
11-3-91	Wash	L	13-16 OT

Date	Site	W/L	Score
10-19-97	Tenn	W	28-14
10-30-00	Wash	W	27-21
10-6-02	Tenn	L	14-31
10-15-06	Wash	W	25-22
11-21-10	Tenn	L	16-19 OT
10-20-14	Wash	L	17-19

Date	Site	W/L	Score
12-22-18	Tenn	W	25-16
10-9-22	Was	W	21-17

Total Points: Titans 295, Commanders 267
Longest Win Streak: 2 (current, last 1997-00)
Longest Losing Streak: 2 (2010-14)
At Nissan Stadium: 1-2
At FedEx Field: 3-1



TITANS ALL-TIME FIRST-ROUND DRAFT PICKS

Year	Pick	Player	Pos.	College	Year	Pick	Player	Pos.	College
2023	11	Peter Skoronski	OL	Northwestern	1987	3	Alonzo Highsmith	RB	Miami (Fla.)
2022	18	Treyton Burks	WR	Arkansas		20	Haywood Jeffires	WR	North Carolina State
2021	22	Caleb Farley	CB	Virginia Tech	1986	3	Jim Everett	QB	Purdue
2020	29	Isaiah Wilson	T	Georgia	1985	3	Ray Childress	DE	Texas A&M
2019	19	Jeffery Simmons	DT	Mississippi State		11	Richard Johnson	DB	Wisconsin
2018	22	Rashaan Evans	LB	Alabama	1984	2	Dean Steinkuhler	T	Nebraska
2017	5	Corey Davis	WR	Western Michigan	1983	9	Bruce Matthews	G	Southern California
	18	Adoree' Jackson	CB	Southern California	1982	8	Mike Munchak	G	Penn State
2016	8	Jack Conklin	T	Michigan State	1981		(none)		
2015	2	Marcus Mariota	QB	Oregon	1980		(none)		
2014	11	Taylor Lewan	T	Michigan	1979		(none)		
2013	10	Chance Warmack	G	Alabama	1978	1	Earl Campbell	RB	Texas
2012	20	Kendall Wright	WR	Baylor	1977	11	Morris Towns	T	Missouri
2011	8	Jake Locker	QB	Washington	1976		(none)		
2010	16	Derrick Morgan	DE	Georgia Tech	1975	6	Robert Brazile	LB	Jackson State
2009	30	Kenny Britt	WR	Rutgers		15	Don Hardeman	RB	Texas A&M-Kingsville
2008	24	Chris Johnson	RB	East Carolina	1974		(none)		
2007	19	Michael Griffin	DB	Texas	1973	1	John Matuszak	DE	Tampa
2006	3	Vince Young	QB	Texas		14	George Amundson	RB	Iowa State
2005	6	Pacman Jones	CB	West Virginia	1972	6	Greg Sampson	DE	Stanford
2004		(none)			1971	3	Dan Pastorini	QB	Santa Clara
2003	28	Andre Woolfolk	CB	Oklahoma	1970	14	Doug Wilkerson	G	North Carolina Central
2002	15	Albert Haynesworth	DT	Tennessee	1969	15	Ron Pritchard	LB	Arizona State
2001		(none)			1968		(none)		
2000	30	Keith Bulluck	LB	Syracuse	1967	5	George Webster	LB	Michigan State
1999	16	Jevon Kearse	DE	Florida		23	Tom Regner	G	Notre Dame
1998	16	Kevin Dyson	WR	Utah	1966		Tommy Nobis	LB	Texas
1997	18	Kenny Holmes	DE	Miami (Fla.)	1965		Lawrence Elkins	TE	Baylor
1996	14	Eddie George	RB	Ohio State	1964		Scott Appleton	DT	Texas
1995	3	Steve McNair	QB	Alcorn State	1963		Danny Brabham	LB	Arkansas
1994	26	Henry Ford	DE	Arkansas	1962		Ray Jacobs	DT	Howard Payne
1993	13	Brad Hopkins	T	Illinois	1961		Mike Ditka	TE	Pittsburgh
1992		(none)			1960		Billy Cannon	HB	Louisiana State
1991		(none)							
1990	15	Lamar Lathon	LB	Houston					
1989	23	David Williams	T	Florida					
1988	22	Lorenzo White	RB	Michigan State					



The Titans drafted Jeffery Simmons in the first round of the 2019 NFL Draft.

ALL-TIME DRAFT SELECTIONS

2023

Rd.	Pick	Player	Pos.	College
1	11	Peter Skoronski	OL	Northwestern
2a	33	Will Levis	QB	Kentucky
2b	41	(Traded to Arizona)		
3a	72	(Traded to Arizona)		
3b	81	Tyjae Spears	RB	Tulane
4	110	(Traded to Atlanta)		
5	147	Josh Whyle	TE	Cincinnati
6a	186	Jaelyn Duncan	OL	Maryland
6b	189	(Traded to L.A. Rams)		
7	228	Colton Dowell	WR	Tennessee-Martin

Draft Notes

General Manager: Ran Carthon

- 2a, 3b – Picks acquired from Arizona for 2b, 3a and a third-round pick in 2024
- 4 – Pick traded to Atlanta in 2021 (see 2022, 2b)
- 6a – Pick acquired from Atlanta in 2021 (see 2022, 2b)
- 6b – Pick traded to L.A. Rams in 2022 for WR Robert Woods

2022

Rd.	Pick	Player	Pos.	College
1a	18	Treylon Burks	WR	Arkansas
1b	26	(Traded to N.Y. Jets)		
2a	35	Roger McCreary	CB	Auburn
2b	58	(Traded to Atlanta)		
3a	69	Nicholas Petit-Frere	OL	Ohio State
3b	86	Malik Willis	QB	Liberty
3c	90	(Traded to Las Vegas)		
3d	101	(Traded to N.Y. Jets)		
4a	131	Hassan Haskins	RB	Michigan
4b	143	Chig Okonkwo	TE	Maryland
5a	163	Kyle Philips	WR	UCLA
5b	169	(Traded to Las Vegas)		
6a	204	Theo Jackson	S	Tennessee
6b	219	Chance Campbell	LB	Mississippi
7	247	(Traded to Miami)		

Draft Notes

General Manager: Jon Robinson

- 4b, 6b – Awarded as a compensatory selections
- 1a, 3d – Picks acquired from Philadelphia for WR A.J. Brown
- 2b – Pick traded in 2021 with a fourth-round pick in 2023 to Atlanta for WR Julio Jones and a sixth-round pick in 2023
- 2a, 3a, 5a – Picks acquired from N.Y. Jets for 1b, 3d
- 3b – Pick acquired from Las Vegas for 3c and 5b
- 7 – Pick traded with T Isaiah Wilson to Miami in 2021 (see 2021 7a)

2021

Rd.	Pick	Player	Pos.	College
1	22	Caleb Farley	CB	Virginia Tech
2	53	Dillon Radunz	T	North Dakota State
3a	85	(Traded to Green Bay)		
3b	92	Monty Rice	ILB	Georgia
3c	100	Elijah Molden	CB	Washington
4a	109	Dez Fitzpatrick	WR	Louisville
4b	126	(Traded to Carolina)		
4c	135	Rashad Weaver	OLB	Pittsburgh
5	166	(Traded to Carolina)		
6a	185	(Traded to L.A. Chargers)		
6b	205	Racey McMath	WR	Louisiana State
6c	215	Brady Breeze	S	Oregon
7a	232	(Traded to Carolina)		
7b	249	(Traded to L.A. Rams)		

Draft Notes

General Manager: Jon Robinson

- 3b, 4c – Picks acquired from Green Bay for 3a
- 3c – Awarded as a compensatory selection
- 4a – Pick acquired from Carolina for 4b, 5 and 7a
- 6a – Pick acquired from Jacksonville in 2020 for OLB Kamalei Correa

and 7b; traded to L.A. Chargers in 2020 for CB Desmond King II

- 6c – Pick acquired from Kansas City in 2020 (see 2020, 7b)
- 7a – Pick acquired from Miami for T Isaiah Wilson and a seventh-round choice in 2022; traded with 4b and 5 to Carolina for 4a
- 7b – Pick and OLB Kamalei Correa traded to Jacksonville in 2020 for 6a

2020

Rd.	Pick	Player	Pos.	College
1	29	Isaiah Wilson	T	Georgia
2	61	Kristian Fulton	CB	Louisiana State
3	93	Darrynton Evans	RB	Appalachian State
4	135	(Traded to Miami)		
5	174	Larrell Murchison	DL	North Carolina State
6	208	(Traded to Green Bay)		
7a	224	Cole McDonald	QB	Hawaii
7b	237	(Traded to Kansas City)		
7c	243	Chris Jackson	DB	Marshall

Draft Notes

General Manager: Jon Robinson

- 4 – Pick traded to Miami in 2019 (see 2019, 6a)
- 6 – Pick traded to Green Bay in 2019 for OLB Reggie Gilbert
- 7a – Pick acquired in a 2019 trade with Cleveland for WR Taywan Taylor
- 7b – Pick acquired in a trade with Denver for DT Jurrell Casey and then traded to Kansas City for a sixth-round choice in 2021

2019

Rd.	Pick	Player	Pos.	College
1	19	Jeffery Simmons	DT	Mississippi State
2	51	A.J. Brown	WR	Mississippi
3	82	Nate Davis	OL	Charlotte
4a	116	Amani Hooker	DB	Iowa
4b	121	(Traded to N.Y. Jets)		
5a	157	(Traded to N.Y. Jets)		
5b	168	D'Andre Walker	OLB	Georgia
6a	188	David Long	LB	West Virginia
6b	191	(Traded to Baltimore)		
7	233	(Traded to Miami)		

Draft Notes

General Manager: Jon Robinson

- 4a, 5b – Picks acquired in a trade with N.Y. Jets for 4b and 5a
- 6a – Pick and QB Ryan Tannehill acquired in a trade with Miami for a seventh-round pick (233 overall) and a fourth-round pick in 2020
- 6b – Pick acquired in a trade with Baltimore for LB Kamalei Correa

2018

Rd.	Pick	Player	Pos.	College
1a	22	Rashaan Evans	LB	Alabama
1b	25	(traded to Baltimore)		
2a	41	Harold Landry	OLB	Boston College
2b	57	(traded to Oakland)		
3	89	(traded to Oakland)		
4	125	(traded to Baltimore)		
5a	152	Dane Cruikshank	DB	Arizona
5b	162	(traded to Baltimore)		
6a	199	Luke Falk	QB	Washington State
6b	215	(acquired from Baltimore and traded back to Baltimore)		
7	243	(traded to Kansas City)		

Draft Notes

General Manager: Jon Robinson

- 1a, 6b – Picks acquired in a trade with Baltimore for 1b and 4 (6b later traded back to Baltimore)
- 2a – Pick acquired in a trade with Oakland for 2b and 3
- 5a – Pick acquired in a trade with Baltimore for 5b and 6b (6b originally traded from Baltimore to Tennessee before being traded back to Baltimore)
- 7 – Pick traded to Kansas City in 2017 for defensive lineman David King

ALL-TIME DRAFT SELECTIONS

2017

Rd.	Pick	Player	Pos.	College
1a	5	Corey Davis	WR	Western Michigan
1b	18	Adoree' Jackson	CB	Southern California
2	52	(traded to Cleveland)		
3a	72	Taywan Taylor	WR	Western Kentucky
3b	83	(traded to New England)		
3c	100	Jonnu Smith	TE	Florida International
4	124	(Traded to New England)		
5a	155	Jayon Brown	LB	UCLA
5b	164	(Traded to Philadelphia)		
6a	200	(Traded to N.Y. Giants)		
6b	203	(Traded to Denver)		
6c	207	(Traded to Cincinnati)		
6d	214	(Traded to Philadelphia)		
6e	217	Corey Levin	OL	Chattanooga
7a	227	Josh Carraway	OLB	Texas Christian
7b	236	Brad Seaton	T	Villanova
7c	241	Khalfani Muhammad	RB	California

Draft Notes

General Manager: Jon Robinson

- 2 – Pick traded to Cleveland during 2016 draft (see 2016, 1b)
- 3a, 6a – Picks acquired in a trade with New England for 3b and 4
- 3c – Compensatory selection; acquired in a trade with the Los Angeles Rams during the 2016 draft (see 2016, 1a)
- 5a – Pick acquired in a trade with Philadelphia for 5b, 6d
- 6b – Pick traded to Denver during 2016 draft (see 2016, 5b)
- 6c, 7c – Picks acquired in a trade with the N.Y. Giants for 6a
- 6d – Pick acquired in a trade with Atlanta in 2015 (see 2016, 6c)
- 6e, 7a – Picks acquired in a trade with Cincinnati for 6c

2016

Rd.	Pick	Player	Pos.	College
1a	1	(traded to Los Angeles Rams)		
1b	8	Jack Conklin	T	Michigan State
1c	15	(traded to Cleveland)		
2a	33	Kevin Dodd	OLB	Clemson
2b	43	Austin Johnson	DL	Penn State
2c	45	Derrick Henry	RB	Alabama
3a	64	Kevin Byard	S	Middle Tennessee State
3b	76	(traded to Cleveland)		
4a	100	(traded to Philadelphia)		
4b	113	(traded to Los Angeles Rams)		
5a	140	Tajae Sharpe	WR	Massachusetts
5b	157	LeShaun Sims	CB	Southern Utah
6a	176	(traded to Denver)		
6b	177	(traded to Los Angeles Rams)		
6c	193	Sebastian Tretola	G	Arkansas
7a	222	Aaron Wallace	OLB	UCLA
7b	253	Kalan Reed	CB	Southern Mississippi

Draft Notes

General Manager: Jon Robinson

- 1b, 6a – Picks acquired in a trade with Cleveland for 1c, 3b and a 2017 second-round choice
- 1c, 2b, 2c, 3b – Picks and 2017 first-round and third-round choices acquired in a trade with the L.A. Rams for 1a, 4b and 6b
- 4b – Pick acquired in a trade with Philadelphia for 4a and RB DeMarco Murray
- 5b, 7b – Picks acquired in a trade with Denver for 6a and a 2017 sixth-round choice
- 6c – Pick and a 2017 sixth-round choice acquired in 2015 from Atlanta for G Andy Levitre.

2015

Rd.	Pick	Player	Pos.	College
1	2	Marcus Mariota	QB	Oregon
2a	33	(traded to New York Giants)		
2b	40	Dorial Green-Beckham	WR	Oklahoma
3	66	Jeremiah Poutasi	OL	Utah
4a	100	Angelo Blackson	DE	Auburn

4b	108	Jalston Fowler	FB	Alabama
5	138	David Cobb	RB	Minnesota
6a	177	Deiontrez Mount	OLB	Louisville
6b	208	Andy Gallik	C	Boston College
7a	219	(traded to New England)		
7b	245	Tre McBride	WR	William & Mary

Draft Notes

General Manager: Ruston Webster

- 2b, 4b, 7 – Picks acquired from New York Giants for 2a.
- 6b – Pick acquired in 2014 from New England for LB Akeem Ayers and 7a.

2014

Rd.	Pick	Player	Pos.	College
1	11	Taylor Lewan	T	Michigan
2a	42	(traded to Philadelphia)		
2b	54	Bishop Sankey	RB	Washington
3	77	(traded to San Francisco)		
4a	112	DaQuan Jones	DL	Penn State
4b	122	Marqueston Huff	DB	Wyoming
5	151	Avery Williamson	LB	Kentucky
6a	178	Zach Mettenberger	QB	Louisiana State
6b	186	(traded to Washington)		
7	228	(traded to Washington)		

Draft Notes

General Manager: Ruston Webster

- 2b, 4b – Picks acquired in trade with Philadelphia for 2a.
- 3 – Pick traded to San Francisco during 2013 draft (see 2013, 2a).
- 6a – Pick acquired in trade with Washington for 6b and 7.

2013

Rd.	Pick	Player	Pos.	College
1	10	Chance Warmack	G	Alabama
2a	34	Justin Hunter	WR	Tennessee
2b	40	(traded to San Francisco)		
3a	70	Blidi Wreh-Wilson	CB	Connecticut
3b	97	Zaviar Gooden	LB	Missouri
4	107	Brian Schwenke	C	California
5	142	Lavar Edwards	DE	Louisiana State
6a	176	(traded to Minnesota)		
6b	202	Khalid Wooten	CB	Nevada
7a	216	(traded to San Francisco)		
7b	248	Daimion Stafford	S	Nebraska

Draft Notes

General Manager: Ruston Webster

- 2a – Pick acquired in trade with San Francisco for 2b, 7a and a third-round pick in 2014.
- 6a – Pick traded to Minnesota in 2012 for a seventh-round pick in 2012.
- 3b, 6b, 7b – Awarded as compensatory selections

2012

Rd.	Pick	Player	Pos.	College
1	20	Kendall Wright	WR	Baylor
2	52	Zach Brown	LB	North Carolina
3	82	Mike Martin	DT	Michigan
4	115	Coty Sensabaugh	CB	Clemson
5a	145	Taylor Thompson	TE	Southern Methodist
5b	155	(traded to Miami)		
6	190	Markelle Martin	S	Oklahoma State
7a	211	Scott Solomon	DE	Rice
7b	227	(traded to Miami)		

Draft Notes

General Manager: Ruston Webster

- 5a – Pick acquired in trade with Miami for 5b and 7b
- 7a – Pick acquired in trade with Minnesota for a sixth-round choice in 2013

ALL-TIME DRAFT SELECTIONS

2011

Rd.	Pick	Player	Pos.	College
1	8	Jake Locker	QB	Washington
2	39	Akeem Ayers	LB	UCLA
3	77	Jurrell Casey	DT	Southern California
4a	109	Colin McCarthy	LB	Miami (Fla.)
4b	130	Jamie Harper	RB	Clemson
5	142	Karl Klug	DL	Iowa
6	175	Byron Stingily	T	Louisville
7a	212	Zach Clayton	DT	Auburn
7b	251	Tommie Campbell	DB	California (Pa.)

Draft Notes

General Manager: Mike Reinfeldt

- 4b, 7b – Awarded as compensatory selections

2010

Rd.	Pick	Player	Pos.	College
1	16	Derrick Morgan	DE	Georgia Tech
2	47	(traded to New England)		
3a	77	Damian Williams	WR	Southern California
3b	97	Rennie Curran	LB	Georgia
4a	104	Alterraun Verner	CB	UCLA
4b	111	(traded to Seattle)		
5	148	Robert Johnson	S	Utah
6a	176	Rusty Smith	QB	Florida Atlantic
6b	185	(traded to Seattle)		
6c	207	Myron Rolle	S	Florida State
7a	222	Marc Mariani	WR	Montana
7b	241	David Howard	DT	Brown

Draft Notes

General Manager: Mike Reinfeldt

- 3b, 6c, 7b – Awarded as compensatory selections
- 2 – Traded to New England in 2009 (see 2009 3a)
- 4a, 6a – Picks acquired in trade with Seattle for RB LenDale White, DT Kevin Vickerson, 4b and 6b

2009

Rd.	Pick	Player	Pos.	College
1	30	Kenny Britt	WR	Rutgers
2	62	Sen'Derrick Marks	DT	Auburn
3a	89	Jared Cook	TE	South Carolina
3b	94	Ryan Mouton	CB	Hawaii
4a	130	Gerald McRath	LB	Southern Mississippi
4b	135	Troy Kropog	T/G	Tulane
5a	166	(Traded to Dallas)		
5b	173	Javon Ringer	RB	Michigan State
6a	203	Jason McCourty	CB	Rutgers
6b	206	Dominique Edison	WR	Stephen F. Austin
7a	239	Ryan Durand	G	Syracuse
7b	242	Nick Schommer	S	North Dakota State

Draft Notes

General Manager: Mike Reinfeldt

- 4b, 5b, 6b, 7b – Awarded as compensatory selections
- 3a – Pick acquired in trade with New England for second round pick in 2010
- 5a – Pick traded to Dallas (see 2008 4c)

2008

Rd.	Pick	Player	Pos.	College
1	24	Chris Johnson	RB	East Carolina
2	54	Jason Jones	DL	Eastern Michigan
3	85	Craig Stevens	TE	California
4a	103	William Hayes	DE	Winston-Salem State
4b	124	(Traded to Washington)		
4c	126	Lavelle Hawkins	WR	California
4d	134	Stanford Keglar	LB	Purdue
5	157	(Traded to Washington)		
6	189	(Traded to Seattle)		
7	229	Cary Williams	CB	Washburn

Draft Notes

General Manager: Mike Reinfeldt

- 4d – Awarded as compensatory selection
- 4a – Pick acquired in trade with Washington for fourth round pick (#124 overall) and fifth round pick (#157 overall).
- 4b – Traded to Washington (see 4a)
- 4c – Pick acquired in trade with Dallas for Pacman Jones
- 5 – Pick traded to Washington (see 4a)
- 6 – Pick traded to Seattle for Bryce Fisher

2007

Rd.	Pick	Player	Pos.	College
1	19	Michael Griffin	S	Texas
2	50	Chris Henry	RB	Arizona
3	80	Paul Williams	WR	Fresno State
4a	115	Leroy Harris	G/C	North Carolina State
4b	128	Chris Davis	WR	Florida State
5	152	Antonio Johnson	DT	Mississippi State
6a	188	Joel Filani	WR	Texas Tech
6b	204	Jacob Ford	DE	Central Arkansas
6c	206	Ryan Smith	CB	Florida
7	223	Mike Otto	T	Purdue

Draft Notes

General Manager: Mike Reinfeldt

- 4b – Pick acquired in trade with Baltimore for Steve McNair in 2006.
- 6b – Pick acquired in trade with San Diego for Billy Volek in 2006.
- 6c – Pick acquired in trade with Indianapolis for seventh round pick (#238 overall) in 2006. That selection was originally obtained from Indianapolis for Rocky Calmus.

2006

Rd.	Pick	Player	Pos.	College
1	3	Vince Young	QB	Texas
2a	39	(Traded to Philadelphia)		
2b	45	LenDale White	RB	Southern California
3	70	(Traded to Buffalo)		
4a	102	Calvin Lowry	S	Penn State
4b	116	Stephen Tulloch	LB	North Carolina State
5a	137	Terna Nande	LB	Miami (Ohio)
5b	169	Jesse Mahelona	DT	Tennessee
6	172	Jonathan Orr	WR	Wisconsin
7a	215	Cortland Finnegan	CB	Samford
7b	238	(Traded to Indianapolis)		
7c	245	Spencer Toone	LB	Utah
7d	246	Quinton Ganther	RB	Utah

Draft Notes

General Manager: Floyd Reese

- 5b, 7c and 7d – awarded as compensatory selections
- 2a – Pick traded to Philadelphia (see 2b)
- 2b – Pick acquired from Philadelphia along with 2006 fourth round pick (116 overall) for the Titans second round pick (39 overall)
- 3 – Pick traded to Buffalo for RB Travis Henry in 2005
- 7b – Pick acquired from Indianapolis for LB Rocky Calmus in 2005 and traded back to Indianapolis for sixth round selection in 2007

2005

Rd.	Pick	Player	Pos.	College
1	6	Adam Jones	CB	West Virginia
2a	37	(Traded to Detroit)		
2b	41	Michael Roos	T	Eastern Washington
3a	68	Courtney Roby	WR	Indiana
3b	96	Brandon Jones	WR	Oklahoma
4a	108	Vincent Fuller	S	Virginia Tech
4b	113	David Stewart	T	Mississippi State
4c	136	Roydell Williams	WR	Tulane
5a	142	Damien Nash	RB	Missouri
5b	150	Daniel Loper	T	Texas Tech
6	179	Bo Scaife	TE	Texas
7	218	Reynaldo Hill	CB	Florida

ALL-TIME DRAFT SELECTIONS

Draft Notes

General Manager: Floyd Reese

- 3b and 4c – awarded as compensatory selections
- 2a – Pick traded to Detroit (see 2b)
- 2b – Pick acquired from Detroit along with 2005 fourth round pick (113 overall) for the Titans second round pick (37 overall)
- 4b – Pick acquired from Detroit (see 2b)
- 5b – Pick acquired from Kansas City for DE Carlos Hall

2004

Rd.	Pick	Player	Pos.	College
1	27	(Traded to Houston)		
2a	40	Ben Troupe	TE	Florida
2b	42	Travis LaBoy	DE	Hawaii
2c	57	Antwan Odom	DE	Alabama
3a	71	Randy Starks	DT	Maryland
3b	92	Rich Gardner	CB	Penn State
4a	103	Bo Schobel	DE	Texas Christian
4b	124	Michael Waddell	CB	North Carolina
5a	138	Jacob Bell	G	Miami (Ohio)
5b	159	(Traded to Houston)		
5c	165	Robert Reynolds	LB	Ohio State
6	191	Troy Fleming	RB	Tennessee
7a	230	Jared Clauss	DT	Iowa
7b	239	Eugene Amano	C	S.E. Missouri State
7c	241	Sean McHugh	TE	Penn State

Draft Notes

General Manager: Floyd Reese

- 5c, 7b, 7c – awarded as compensatory selections
- 1 – Pick traded to Houston (see 2a)
- 2a – Pick acquired from Houston along with 2004 third round pick (71 overall), fourth round pick (103 overall) and fifth round pick (138 overall) for the Titans 2004 first round pick (27 overall) and fifth round pick (159 overall)
- 2b – Pick acquired from New York Jets for WR Justin McCarens
- 3a – Pick acquired in Houston trade (see 2a)
- 4a – Pick acquired in Houston trade (see 2a)
- 5a – Pick acquired in Houston trade (see 2a)
- 5b – Pick traded to Houston (see 2a)

2003

Rd.	Pick	Player	Pos.	College
1	28	Andre Woolfolk	CB	Oklahoma
2	60	Tyrone Calico	WR	Middle Tennessee State
3	93	Chris Brown	RB	Colorado
4	126	Rien Long	DT	Washington State
5a	154	Donnie Nickey	S	Ohio State
5b	164	(Traded to New England)		
6	201	(Traded to New England)		
7a	225	Todd Williams	T	Florida State
7b	243	(Traded to New England)		

Draft Notes

General Manager: Floyd Reese

- 5a – Pick acquired from New England along with 2003 seventh round pick (225 overall) for the Titans 2003 fifth round pick (164 overall), sixth round pick (201 overall) and seventh round pick (243 overall)
- 5b – Pick traded to New England (see 5a)
- 6 – Pick traded to New England (see 5a)
- 7a – Pick acquired in New England trade (see 5a)
- 7b – Pick traded to New England (see 5a)

2002

Rd.	Pick	Player	Pos.	College
1a	14	(Traded to N.Y. Giants)		
1b	15	Albert Haynesworth	DT	Tennessee
2	45	Tank Williams	S	Stanford
3	77	Rocky Calmus	LB	Oklahoma
4a	110	Mike Echols	CB	Wisconsin
4b	115	Tony Beckham	CB	Wisconsin-Stout
4c	133	Rocky Boiman	LB	Notre Dame

5	151	Jake Schifino	WR	Akron
6	187	Justin Hartwig	G	Kansas
7a	225	Darrell Hill	WR	Northern Illinois
7b	240	Carlos Hall	DE	Arkansas

Draft Notes

General Manager: Floyd Reese

- 4c – awarded as compensatory selection
- 1a – Pick traded to N.Y. Giants (see 1b)
- 1b – Pick acquired from the New York Giants along with 2002 fourth round pick (115 overall) for the Titans 2002 first round pick (14 overall)
- 4b – Pick acquired in Giants trade (see 1b)
- 7b – Pick acquired from Green Bay for DT Rod Walker

2001

Rd.	Pick	Player	Pos.	College
1	29	(Traded to St. Louis)		
2	60	Andre Dyson	CB	Utah
3	90	Shad Meier	TE	Kansas State
4	124	Justin McCarens	WR	Northern Illinois
5	159	Eddie Berlin	WR	Northern Iowa
6a	192	Dan Alexander	RB	Nebraska
6b	199	Adam Haayer	T	Minnesota
7a	229	(Traded to Oakland)		
7b	232	Keith Adams	LB	Clemson

Draft Notes

General Manager: Floyd Reese

- 6b, 7b – awarded as compensatory selections
- 1 – Pick traded to St. Louis for DE Kevin Carter
- 7a – Pick traded to Oakland for C Gennaro DiNapoli

2000

Rd.	Pick	Player	Pos.	College
1	30	Keith Bulluck	LB	Syracuse
3a	68	Erron Kinney	TE	Florida
3b	93	Byron Frisch	DE	Brigham Young
4a	124	Bobby Myers	S	Wisconsin
4b	128	Peter Sirmon	LB	Oregon
5a	135	Aric Morris	S	Michigan State
5b	160	Frank Chamberlin	LB	Boston College
6	197	Robaire Smith	DE	Michigan State
7a	213	Mike Green	RB	Houston
7b	237	Wes Shivers	T	Mississippi State

Draft Notes

General Manager: Floyd Reese

- 4b – awarded as compensatory selection
- 7a – Pick acquired from Chicago for LB Lemanski Hall

1999

Rd.	Pick	Player	Pos.	College
1	16	Jevon Kearse	DE	Florida
2a	46	(Traded to New England)		
2b	52	John Thornton	DT	West Virginia
3	81	Zach Piller	G	Florida
4a	114	Brad Ware	S	Auburn
4b	117	Donald Mitchell	CB	Southern Methodist
5	151	Kevin Daft	QB	California-Davis
6	186	Darran Hall	WR	Colorado State
7	222	Phil Glover	LB	Utah

Draft Notes

General Manager: Floyd Reese

- 2a – Pick traded to New England (see 2b)
- 2b – Pick acquired from New England along with 1999 fourth round pick (117 overall) for Titans 1999 second round pick (46 overall)
- 4b – Pick acquired in New England trade (see 2b)

ALL-TIME TITANS/OILERS PICKS BY UNIVERSITY (1960-PRESENT)

School	Picks	School	Picks	School	Picks	School	Picks
Texas	20	Southern Mississippi	6	Mississippi Southern	2	La Verne	1
Auburn	15	Tulane	6	Nicholls State	2	Lake Forest	1
Oklahoma	15	Utah State	6	North Carolina A&T	2	Liberty	1
Alabama	14	Fresno State	5	North Dakota State	2	Marshall	1
Baylor	14	Iowa State	5	North Texas State	2	Maryland-Eastern Shore	1
Louisiana State	14	Jackson State	5	Northern Arizona	2	Massachusetts	1
Penn State	14	Louisiana Tech	5	Southwest Missouri	2	McMurry	1
Michigan State	13	Minnesota	5	Samford	2	Minnesota State-Mankato	1
Mississippi	13	New Mexico State	5	South Carolina State	2	Minnesota-Duluth	1
Rice	13	Texas Tech	5	South Dakota State	2	Morningside	1
Georgia	12	Washington State	5	Southern	2	North Dakota	1
Houston	12	Arizona State	4	Texas A&M-Kingsville	2	Northeast Louisiana	1
Mississippi State	12	Boston College	4	Toledo	2	Northeast Missouri	1
Southern California	12	Brigham Young	4	Troy State	2	Northeast Oklahoma	1
Tennessee	12	Cincinnati	4	Texas-El Paso	2	Northern Colorado	1
Texas A&M	12	Colorado	4	Wake Forest	2	Northern Iowa	1
Miami (Fla.)	11	Colorado State	4	Wyoming	2	Northwest Missouri State	1
Northwestern	11	Lamar	4	Air Force	1	New Mexico Highlands	1
Clemson	10	Prairie View	4	Akron	1	Nevada	1
Florida State	10	Syracuse	4	Alabama-Birmingham	1	Oregon State	1
Illinois	10	Tennessee State	4	Angelo State	1	Ottawa	1
Pittsburgh	10	Texas Southern	4	Appalachian State	1	Pacific West	1
Purdue	10	Tulsa	4	Arkansas AM&N	1	Panhandle A&M	1
Stanford	10	Virginia	4	Arkansas Tech	1	Pepperdine	1
Wisconsin	10	Virginia Tech	4	Augustana	1	Portland State	1
Florida	9	Western Kentucky	4	Austin Peay	1	Richmond	1
Michigan	9	East Carolina	3	Bemidji State	1	Sam Houston State	1
Missouri	9	Florida A&M	3	Benedict	1	Santa Clara	1
Notre Dame	9	Johnson Smith	3	Bishop	1	Shepherd	1
Texas Christian	9	McNeese State	3	Boise State	1	Simpson	1
West Virginia	9	Montana	3	Boston University	1	Southeast Louisiana	1
Arizona	8	Morgan State	3	Brown	1	Southeast Missouri State	1
California	8	New Mexico	3	Cal State-Chico	1	Southern Illinois	1
Grambling State	8	North Carolina Central	3	California, Pa.	1	Southern Utah	1
Iowa	8	Northern Illinois	3	Cameron	1	St. Ambrose	1
Miami (Ohio)	8	Northwestern State (La.)	3	Central Arkansas	1	Tampa	1
Nebraska	8	Rutgers	3	Central Florida	1	Temple	1
Ohio State	8	Southwest Texas State	3	Charlotte	1	Tennessee-Martin	1
UCLA	8	Stephen F. Austin	3	Cheyney	1	Texas A&I	1
Utah	8	West Texas State	3	Concordia College (Minn.)	1	Vanderbilt	1
Kentucky	7	Abilene Christian	2	Connecticut	1	Villanova	1
North Carolina State	7	Alabama State	2	Detroit	1	Virginia State	1
Oklahoma State	7	Ball State	2	Drake	1	Washburn	1
Oregon	7	Bowling Green	2	East Texas State	1	Washington (Mo.)	1
Washington	7	California-Davis	2	Eastern Michigan	1	West Texas State	1
Alcorn State	6	Chattanooga	2	Eastern New Mexico	1	West Virginia State	1
Arkansas	6	Duke	2	Eastern Washington	1	West Virginia Tech	1
Georgia Tech	6	Humboldt State	2	Florida Atlantic	1	Western Michigan	1
Hawaii	6	Indiana	2	Florida International	1	Whittier	1
Kansas	6	Kansas State	2	George Washington	1	Widener	1
Louisville	6	Kent State	2	Hardin-Simmons	1	Wiley	1
Maryland	6	Lincoln	2	Howard Payne	1	William & Mary	1
North Carolina	6	Marquette	2	Idaho	1	Winston-Salem State	1
South Carolina	6	Memphis State	2	Jacksonville State	1	Wisconsin-Oshkosh	1
Southern Methodist	6	Middle Tennessee State	2	Kalamazoo	1	Wisconsin-Stout	1

TITANS TRADE HISTORY

2023 TRADES

Trade Date/Teams	Compensation	Overall	Player Selected	Note
1. April 28, 2023 (Draft Day Trade)				
Tennessee Receives:	Draft Choice:	Round 2, 2023	#33 QB Will Levis	Pick originally from Houston
	Draft Choice:	Round 3, 2023	#81 RB Tyjae Spears	Pick originally from Detroit
Arizona Receives:	Draft Choice:	Round 2, 2023	#41 OLB B.J. Ojulari	
	Draft Choice:	Round 3, 2023	#72 DB Garrett Williams	
	Draft Choice:	Round 3, 2024		
2. August 29, 2023				
Tennessee Receives	Player:	K Nick Folk		
New England Receivers	Draft Choice:	Round 7, 2025		

2022 TRADES

Trade Date/Teams	Compensation	Overall	Player Selected	Note
1. March 23, 2022				
Tennessee Receives:	Player:	WR Robert Woods		
L.A. Rams Receive:	Draft Choice:	Round 6, 2023	#189 OLB Ochaun Mathis	
2. April 28, 2022 (Draft Day Trade)				
Tennessee Receives:	Draft Choice:	Round 1, 2022	#18 WR Treyton Burks	Pick originally from New Orleans
	Draft Choice:	Round 3, 2022	#101 TE Jeremy Ruckert	Pick originally a New Orleans compensatory selection; traded to NY Jets
Philadelphia Receives:	Player:	WR A.J. Brown		
3. April 28, 2022 (Draft Day Trade)				
Tennessee Receives:	Draft Choice:	Round 2, 2022	#35 CB Roger McCreary	
	Draft Choice:	Round 3, 2022	#69 OL Nicholas Petit-Frere	
	Draft Choice:	Round 5, 2022	#163 WR Kyle Philips	Pick originally from Pittsburgh
N.Y. Jets Receive:	Draft Choice:	Round 1, 2022	#26 OLB Jermaine Johnson	
	Draft Choice:	Round 3, 2022	#101 TE Jeremy Ruckert	Pick originally a New Orleans compensatory selection
4. April 29, 2022 (Draft Day Trade)				
Tennessee Receives:	Draft Choice:	Round 3, 2022	#86 QB Malik Willis	
Las Vegas Receives:	Draft Choice:	Round 3, 2022	#90 G Dylan Parham	
	Draft Choice:	Round 5, 2022	#169 RB Ty Chandler	Pick traded to Minnesota
5. Aug. 17, 2022				
Tennessee Receives:	Player:	S Tyree Gillespie		
Las Vegas Receives:	Draft Choice:	Round 7, 2024 Conditional draft choice		
6. Aug. 24, 2022				
Tennessee Receives:	Player:	DB Ugo Amadi		
	Draft Choice:	Round 7, 2024		
Philadelphia Receives:	Draft Choice:	Round 6, 2024		
7. Aug. 29, 2022				
Tennessee Receives:	Player:	OL Dennis Daley		
	Draft Choice:	Round 7, 2024		
Carolina Receives:	Draft Choice:	Round 5, 2024		

2021 TRADES

Trade Date/Teams	Compensation	Overall	Player Selected	Note
1. March 17, 2021				
Tennessee Receives:	Draft Choice:	Round 7, 2021	#232 DT Phil Hoskins	Pick originally from Atlanta; traded to Carolina
Miami Receives:	Player:	T Isaiah Wilson		
	Draft Choice:	Round 7, 2022	#247 QB Skylar Thompson	
2. April 30, 2021 (Draft Day Trade)				
Tennessee Receives:	Draft Choice:	Round 3, 2021	#92 ILB Monty Rice	
	Draft Choice:	Round 4, 2021	#135 OLB Rashad Weaver	
Green Bay Receives:	Draft Choice:	Round 3, 2021	#85 WR Amari Rodgers	

TITANS TRADE HISTORY

3. May 1, 2021 (Draft Day Trade)

Tennessee Receives:	Draft Choice:	Round 4, 2021	#109	WR Dez Fitzpatrick	Pick originally from Houston
Carolina Receives:	Draft Choice:	Round 4, 2021	#126	RB Chuba Hubbard	
	Draft Choice:	Round 5, 2021	#166	DB Keith Taylor	
	Draft Choice:	Round 7, 2021	#232	DT Phil Hoskins	Pick originally from Atlanta through Miami

4. June 6, 2021

Tennessee Receives:	Player:	WR Julio Jones			
	Draft Choice:	Round 6, 2023	#186	OL Jaelyn Duncan	
Atlanta Receives:	Draft Choice:	Round 2, 2022	#58	LB Troy Andersen	
	Draft Choice:	Round 4, 2023	#110	DT Adetomiwa Adebawore	Pick traded to Indianapolis

2020 TRADES

Trade Date/Teams	Compensation	Overall	Player Selected	Note	
1. March 19, 2020					
Tennessee Receives:	Draft Choice:	Round 7, 2020	#237	CB Thakarius Keyes	Pick originally from New England; traded to Kansas City
Denver Receives:	Player:	DT Jurrell Casey			
2. April 25, 2020 (Draft Day Trade)					
Tennessee Receives:	Draft Choice:	Round 6, 2021	#215	S Brady Breeze	Pick originally from New England through Denver
Kansas City Receives:	Draft Choice:	Round 7, 2020	#237	CB Thakarius Keyes	
3. Oct. 14, 2020					
Tennessee Receives:	Draft Choice:	Round 6, 2021	#185	LB Nick Niemann	Pick traded to L.A. Chargers
Jacksonville Receives:	Draft Choice:	Round 7, 2021	#249	WR Ben Skowronek	Pick traded to L.A. Rams
	Player:	OLB Kamalei Correa			
4. Nov. 2, 2020					
Tennessee Receives:	Player:	CB Desmond King II			
L.A. Chargers Receive:	Draft Choice:	Round 6, 2021	#185	LB Nick Niemann	Pick originally from Jacksonville

2019 TRADES

Trade Date/Teams	Compensation	Overall	Player Selected	Note	
1. March 15, 2019					
Tennessee Receives:	Player:	QB Ryan Tannehill			
	Draft Choice:	Round 6, 2019	#188	LB David Long	Pick traded to Pittsburgh
Miami Receives:	Draft Choice:	Round 7, 2019	#233	RB Chandler Cox	
	Draft Choice:	Round 4, 2020	#135	G Kevin Dotson	
2. April 27, 2019 (Draft Day Trade)					
Tennessee Receives:	Draft Choice:	Round 4, 2019	#116	DB Amani Hooker	Pick originally from Miami through New Orleans
	Draft Choice:	Round 5, 2019	#168	OLB D'Andre Walker	Pick originally from New Orleans
N.Y. Jets Receive:	Draft Choice:	Round 4, 2019	#121	TE Trevon Wesco	
	Draft Choice:	Round 5, 2019	#157	LB Blake Cashman	
3. August 29, 2019					
Tennessee Receives:	Player:	OLB Reggie Gilbert			
Green Bay Receives:	Draft Choice:	Round 6, 2020	#208	C Jake Hanson	
4. August 31, 2019					
Tennessee Receives:	Draft Choice:	Round 7, 2020	#224	QB Cole McDonald	
Cleveland Receives:	Player:	WR Taywan Taylor			

2018 TRADES

Trade Date/Teams	Compensation	Overall	Player Selected	Note	
1. April 26, 2018 (Draft Day Trade)					
Tennessee Receives:	Draft Choice:	Round 1, 2018	#22	LB Rashaan Evans	Pick originally from Kansas City through Buffalo
	Draft Choice:	Round 6, 2018	#215	C Bradley Bozeman	Pick traded back to Baltimore
Baltimore Receives:	Draft Choice:	Round 1, 2018	#25	TE Hayden Hurst	
	Draft Choice:	Round 4, 2018	#125	DB Avonte Maddox	Pick traded to Philadelphia
2. April 27, 2018 (Draft Day Trade)					
Tennessee Receives:	Draft Choice:	Round 2, 2018	#41	OLB Harold Landry	
Oakland Receives:	Draft Choice:	Round 2, 2018	#57	DT P.J. Hall	
	Draft Choice:	Round 3, 2018	#89	T Joseph Noteboom	Pick traded to L.A. Rams

TITANS TRADE HISTORY

3. April 28, 2018 (Draft Day Trade)

Tennessee Receives:	Draft Choice:	Round 5, 2018	#152	DB Dane Cruikshank	
Baltimore Receives:	Draft Choice:	Round 5, 2018	#162	WR Jordan Lasley	
	Draft Choice:	Round 6, 2018	#215	C Bradley Bozeman	Pick originally from Baltimore

4. August 28, 2018

Tennessee Receives:	Player:	OLB Kamalei Correa			
Baltimore Receives:	Draft Choice:	Round 6, 2019		DB Marcus Epps	Pick traded to Minnesota

2017 TRADES

Trade Date/Teams	Compensation	Overall	Player Selected	Note	
1. April 28, 2017 (Draft Day Trade)					
Tennessee Receives:	Draft Choice:	Round 3, 2017	#72	WR Taywan Taylor	Pick originally from Carolina
	Draft Choice:	Round 6, 2017	#200	T Adam Bisnowaty	Pick traded to N.Y. Giants; originally from Indianapolis
New England Receives:	Draft Choice:	Round 3, 2017	#83	DE Derek Rivers	
	Draft Choice:	Round 4, 2017	#124	LB Jalen Reeves-Maybin	Pick traded to Detroit
2. April 29, 2017 (Draft Day Trade)					
Tennessee Receives:	Draft Choice:	Round 5, 2017	#155	LB Jayon Brown	
Philadelphia Receives:	Draft Choice:	Round 5, 2017	#164	G Isaac Asiata	Pick traded to Miami
	Draft Choice:	Round 6, 2017	#214	DT Elijah Qualls	Pick originally from Atlanta
3. April 29, 2017 (Draft Day Trade)					
Tennessee Receives:	Draft Choice:	Round 6, 2017	#207	DB Brandon Wilson	Pick traded to Cincinnati
	Draft Choice:	Round 7, 2017	#241	RB Khalfani Muhammad	
N.Y. Giants Receive:	Draft Choice:	Round 6, 2017	#200	T Adam Bisnowaty	Pick originally from Indianapolis through New England
4. April 29, 2017 (Draft Day Trade)					
Tennessee Receives:	Draft Choice:	Round 6, 2017	#217	OL Corey Levin	Compensatory pick
	Draft Choice:	Round 7, 2017	#227	OLB Josh Carraway	
Cincinnati Receives:	Draft Choice:	Round 6, 2017	#207	DB Brandon Wilson	Pick originally from N.Y. Giants
5. Sept. 1, 2017					
Tennessee Receives:	Player:	DE David King			
Kansas City Receives:	Draft Choice:	Round 7, 2018	#243	DB Keion Crossen	Conditional draft choice; traded to New England

2016 TRADES

Trade Date/Teams	Compensation	Overall	Player Selected	Note	
1. March 9, 2016					
Tennessee Receives:	Player:	RB DeMarco Murray			
	Draft Choice:	Round 4, 2016	#113	LB Nick Kwiatkoski	Pick traded from Tennessee to Los Angeles to Philadelphia
Philadelphia Receives:	Draft Choice:	Round 4, 2016	#100	QB Connor Cook	Pick traded from Philadelphia to Cleveland to Oakland Chicago
2. April 14, 2016					
Tennessee Receives:	Draft Choice:	Round 1, 2016	#15	WR Corey Coleman	Pick traded from Tennessee to Cleveland
	Draft Choice:	Round 2, 2016	#43	DL Austin Johnson	Pick originally from Philadelphia
	Draft Choice:	Round 2, 2016	#45	RB Derrick Henry	
	Draft Choice:	Round 3, 2016	#76	T Shon Coleman	Pick traded from Tennessee to Cleveland
	Draft Choice:	Round 1, 2017	#5	WR Corey Davis	
	Draft Choice:	Round 3, 2017	#100	TE Jonnu Smith	Compensatory pick
Los Angeles Receives:	Draft Choice:	Round 1, 2016	#1	QB Jared Goff	
	Draft Choice:	Round 4, 2016	#113	LB Nick Kwiatkoski	Pick originally from Philadelphia; traded from Los Angeles to Chicago
	Draft Choice:	Round 6, 2016	#177	TE Temarrick Hemingway	
3. April 28, 2016 (Draft Day Trade)					
Tennessee Receives:	Draft Choice:	Round 1, 2016	#8	T Jack Conklin	Pick originally from Miami through Philadelphia
	Draft Choice:	Round 6, 2016	#176	RB Andy Janovich	Pick traded from Tennessee to Denver
Cleveland Receives:	Draft Choice:	Round 1, 2016	#15	WR Corey Coleman	Pick originally from Los Angeles
	Draft Choice:	Round 3, 2016	#76	T Shon Coleman	Pick originally from Los Angeles
	Draft Choice:	Round 2, 2017	#52	QB DeShone Kizer	

TITANS TRADE HISTORY

4. April 30, 2016 (Draft Day Trade)

Tennessee Receives:	Draft Choice:	Round 5, 2016	#157	CB LeShaun Sims	Pick originally from N.Y. Jets
	Draft Choice:	Round 7, 2016	#253	CB Kalan Reed	
Denver Receives:	Draft Choice:	Round 6, 2016	#176	RB Andy Janovich	Pick originally from Cleveland
	Draft Choice:	Round 6, 2017	#203	RB De'Angelo Henderson	

5. Aug. 16, 2016

Tennessee Receives:	Player:	G/T Dennis Kelly
Philadelphia Receives:	Player:	WR Dorial Green-Beckham

2015 TRADES

Trade Date/Teams	Compensation	Overall	Player Selected	Note	
1. May 1, 2015 (Draft Day Trade)					
Tennessee Receives:	Draft Choice:	Round 2, 2015	#40	WR Dorial Green-Beckham	
	Draft Choice:	Round 4, 2015	#108	FB Jalston Fowler	
	Draft Choice:	Round 7, 2015	#245	WR Tre McBride	Pick originally from Denver
New York Giants Receive:	Draft Choice:	Round 2, 2015	#33	S Landon Collins	
2. Sept. 4, 2015					
Tennessee Receives:	Draft Choice:	Round 6, 2016	#193	G Sebastian Tretola	
	Draft Choice:	Round 6, 2017	#214	DT Elijah Qualls	Pick traded to Philadelphia
Atlanta Receives:	Player:	G Andy Levitre			
3. Sept. 6, 2015					
Tennessee Receives:	Player:	RB Terrance West			
Cleveland Receives:	Draft Choice:	Conditional 2016 Pick	(none)	Conditions not met for Cleveland to receive pick	

2014 TRADES

Trade Date/Teams	Compensation	Overall	Player Selected	Note	
1. May 9, 2014 (Draft Day Trade)					
Tennessee Receives:	Draft Choice:	Round 2, 2014	#54	RB Bishop Sankey	
	Draft Choice:	Round 4, 2014	#122	DB Marqueston Huff	
Philadelphia Receives:	Draft Choice:	Round 2, 2014	#42	WR Jordan Matthews	
2. May 10, 2014 (Draft Day Trade)					
Tennessee Receives:	Draft Choice:	Round 6, 2014	#178	QB Zach Mettenberger	
Washington Receives:	Draft Choice:	Round 6, 2014	#186	RB Lache Seastrunk	
	Draft Choice:	Round 7, 2014	#228	K Zach Hocker	
3. Aug. 30, 2014					
Tennessee Receives:	Draft Choice:	Conditional 2015 Pick	(none)	Conditions not met for Tennessee to receive pick	
Dallas Receives:	Player:	DE Lavar Edwards			
4. Oct. 22, 2014					
Tennessee Receives:	Draft Choice:	Round 6, 2015	#208	C Andy Gallik	
New England Receives:	Player:	LB Akeem Ayers			
	Draft Choice:	Round 7, 2015	#219	ILB Hayes Pullard	Pick by Cleveland after trade from New England

2013 TRADES

Trade Date/Teams	Compensation	Overall	Player Selected	Note	
1. April 26, 2013 (Draft Day Trade)					
Tennessee Receives:	Draft Choice:	Round 2, 2013	#34	WR Justin Hunter	
San Francisco Receives:	Draft Choice:	Round 2, 2013	#40	DE Cornelius Carradine	
	Draft Choice:	Round 7, 2013	#216	WR Charles Johnson	Pick by Green Bay after trade from SF
	Draft Choice:	Round 3, 2014	#77	LB Chris Borland	

2012 TRADES

Trade Date/Teams	Compensation	Overall	Player Selected	Note
1. April 28, 2012 (Draft Day Trade)				
Tennessee Receives	Draft Choice:	Round 5, 2012	#145	TE Taylor Thompson
Miami Receives:	Draft Choice:	Round 5, 2012	#155	LB Josh Kaddu
	Draft Choice:	Round 7, 2012	#227	WR Rishard Matthews

TITANS TRADE HISTORY

2. April 28, 2012 (Draft Day Trade)

Tennessee Receives:	Draft Choice:	Round 7, 2012	#211	DE Scott Solomon	
Minnesota Receives:	Draft Choice:	Round 6, 2013	#176	T David Quessenberry	Pick by Houston after trade from MIN to AZ to OAK to HOU

2011 TRADES

Trade Date/Teams	Compensation	Overall	Player Selected	Note
1. Sept. 3, 2011				
Tennessee Receives:	Player:		FB Quinn Johnson	
Green Bay Receives:	Draft Choice:		Conditional 2012 Pick (none)	Conditions not met for Green Bay to receive pick

2010 TRADES

Trade Date/Teams	Compensation	Overall	Player Selected	Note
1. April 24, 2010 (Draft Day Trade)				
Tennessee Receives:	Draft Choice:	Round 4, 2010	#104	CB Alterraun Verner
	Draft Choice:	Round 6, 2010	#176	QB Rusty Smith
Seattle Receives:	Draft Choice:	Round 4, 2010	#111	DB Walter Thurmond
	Draft Choice:	Round 6, 2010	#185	TE Anthony McCoy
	Player:		RB LenDale White	
	Player:		DT Kevin Vickerson	

2009 TRADES

Trade Date/Teams	Compensation	Overall	Player Selected	Note
1. April 26, 2009 (Draft Day)				
Tennessee Receives:	Draft Choice:	Round 3, 2009	#89	TE Jared Cook
New England Receives:	Draft Choice:	Round 2, 2010	#47	LB Daryl Washington
				Pick later traded to Arizona

2008 TRADES

Trade Date/Teams	Compensation	Overall	Player Selected	Note
1. April 26, 2008 (Draft Day)				
Tennessee Receives:	Draft Choice:	Round 4, 2008	#126	WR Lavelle Hawkins
Dallas Receives:	Player:		CB Pacman Jones	
	Draft Choice:	Round 5, 2009	#166	DB Michael Hamlin
2. April 27, 2008 (Draft Day)				
Tennessee Receives:	Draft Choice:	Round 4, 2008	#103	DE William Hayes
Washington Receives:	Draft Choices:	Round 4, 2008	#124	CB Justin Tryon
	Draft Choice:	Round 5, 2008	#157	G Roy Schuening
				Pick originally from Atlanta
				Pick later traded to St. Louis

2007 TRADES

Trade Date/Teams	Compensation	Overall	Player Selected	Note
1. Sept. 11, 2007				
Tennessee Receives:	Player:		DE Bryce Fisher	
Seattle Receives:	Draft Choice:	Round 6, 2008	#189	LS Tyler Schmitt

2006 TRADES

Trade Date/Teams	Compensation	Overall	Player Selected	Note
1. April 29, 2006 (Draft Day)				
Tennessee Receives:	Draft Choice:	Round 2, 2006	#45	RB LenDale White
	Draft Choice:	Round 4, 2006	#116	LB Stephen Tulloch
Philadelphia Receives:	Draft Choice:	Round 2, 2006	#39	T Winston Justice
2. April 30, 2006 (Draft Day)				
Tennessee Receives:	Draft Choice:	Round 6, 2007	#206	CB Ryan Smith
Indianapolis Receives:	Draft Choice:	Round 7, 2006	#238	CB T.J. Rushing
				Pick originally obtained from Ind. for Rocky Calmus

TITANS TRADE HISTORY

3. June 9, 2006

Tennessee Receives:	Draft Choice:	Round 4, 2007	#128	WR Chris Davis
Baltimore Receives:	Player:	QB Steve McNair		

4. Sept. 20, 2006

Tennessee Receives:	Draft Choice:	Round 6, 2007	#204	DE Jacob Ford
San Diego Receives:	Player:	QB Billy Volek		

2005 TRADES

Trade Date/Teams	Compensation	Overall	Player Selected	Note
1. April 6, 2005				
Tennessee Receives:	Draft Choice:	Round 5, 2005	#150	T Daniel Loper
Kansas City Receives:	Player:	DE Carlos Hall		
2. April 23, 2005 (Draft Day)				
Tennessee Receives:	Draft Choice:	Round 2, 2005	#41	T Michael Roos
	Draft Choice:	Round 4, 2005	#113	T David Stewart
Detroit Receives:	Draft Choice:	Round 2, 2005	#37	DE Shaun Cody
3. July 19, 2005				
Tennessee Receives:	Player:	RB Travis Henry		
Buffalo Receives:	Draft Choice:	Round 3, 2006	#70	CB Ashton Youboty
4. Sept. 3, 2005				
Tennessee Receives:	Draft Choice:	Round 7, 2006	#238	CB T.J. Rushing
Indianapolis Receives:	Player:	LB Rocky Calmus		Pick traded back to Ind. on April 30, 2006

2004 TRADES

Trade Date/Teams	Compensation	Overall	Player Selected	Note
1. March 8, 2004				
Tennessee Receives:	Draft Choice:	Round 2, 2004	#42	DE Travis LaBoy
New York Jets Receive:	Player:	WR Justin McCareins		
2. April 24, 2004 (Draft Day)				
Tennessee Receives:	Draft Choice:	Round 2, 2004	#40	TE Ben Troupe
	Draft Choice:	Round 3, 2004	#71	DT Randy Starks
	Draft Choice:	Round 4, 2004	#103	DE Bo Schobel
	Draft Choice:	Round 5, 2004	#138	G Jacob Bell
Houston Receives:	Draft Choice:	Round 1, 2004	#27	DE Jason Babin
	Draft Choice:	Round 5, 2004	#159	T Sean Bubin
				Pick later traded to Jacksonville

2003 TRADES

Trade Date/Teams	Compensation	Overall	Player Selected	Note
1. April 27, 2003 (Draft Day)				
Tennessee Receives:	Draft Choice:	Round 5, 2003	#154	S Donnie Nicky
	Draft Choice:	Round 7, 2003	#225	T Todd Williams
New England Receives:	Draft Choice:	Round 5, 2003	#164	C Dan Koppen
	Draft Choice:	Round 6, 2003	#201	QB Kliff Kingsbury
	Draft Choice:	Round 7, 2003	#243	DT Ethan Kelley
				Pick originally from Houston Pick originally from St. Louis

2002 TRADES

Trade Date/Teams	Compensation	Overall	Player Selected	Note
1. April 20, 2002 (Draft Day)				
Tennessee Receives:	Draft Choice:	Round 1, 2002	#15	DT Albert Haynesworth
	Draft Choice:	Round 4, 2002	#115	CB Tony Beckham
N.Y. Giants Receive:	Draft Choice:	Round 1, 2002	#14	TE Jeremy Shockey

TITANS TRADE HISTORY

2001 TRADES

Trade Date/Teams	Compensation	Overall	Player Selected	Note
1. April 4, 2001				
Tennessee Receives:	Player:		DE Kevin Carter	
St. Louis Receives:	Draft Choice:	Round 1, 2001 #29	DT Ryan Pickett	
2. Sept. 2, 2001				
Tennessee Receives:	Draft Choice:	Round 7, 2002 #240	DE Carlos Hall	
Green Bay Receives:	Player:		DT Rod Walker	
3. Sept. 2, 2001				
Tennessee Receives:	Draft Choice:	Conditional Future Pick	(none)	Conditions not met for Tennessee to receive pick
Carolina Receives:	Player:	S Perry Phenix		

2000 TRADES

Trade Date/Teams	Compensation	Overall	Player Selected	Note
1. April 15, 2000 (Draft Day)				
Tennessee Receives:	Draft Choice:	Round 3, 2000 #68	TE Erron Kinney	
	Draft Choice:	Round 5, 2000 #135	S Aric Morris	
Philadelphia Receives:	Draft Choice:	Round 2, 2000 #61	G Bobby Williams	
2. Aug. 27, 2000				
Tennessee Receives:	Player:		C Gennaro DiNapoli	
Oakland Receives:	Draft Choice:	Round 7, 2001 #229	WR Ken-Yon Rambo	

1999 TRADES

Trade Date/Teams	Compensation	Overall	Player Selected	Note
1. April 17, 1999 (Draft Day)				
Tennessee Receives:	Draft Choice:	Round 2, 1999 #52	DT John Thornton	
	Draft Choice:	Round 4, 1999 #117	CB Donald Mitchell	
New England Receives:	Draft Choice:	Round 2, 1999 #46	RB Kevin Faulk	



Denico Autry was signed as an unrestricted free agent in 2021.

VETERAN FREE AGENCY HISTORY

2023

Free Agents Signed

ILB Azeez Al-Shaair (San Francisco)
 OL Daniel Brunskill (San Francisco)
 OL Andre Dillard (Philadelphia)
 LB Luke Gifford (Dallas)
 WR DeAndre Hopkins (Arizona)
 DT Jaleel Johnson (Atlanta)
 OLB Arden Key (Jacksonville)
 WR Chris Moore (Houston)
 CB Sean Murphy-Bunting (Tampa Bay)
 LB Ben Niemann (Arizona)
 TE Trevon Wesco (Chicago)

Free Agents Lost

OLB Tarell Basham (Cincinnati)
 T Le'Raven Clark (Pittsburgh)
 ILB Dylan Cole (Chicago)
 WR Chris Conley (San Francisco)
 T Dennis Daley (Arizona)
 G Nate Davis (Chicago)
 QB Joshua Dobbs (Cleveland)
 DE Mario Edwards Jr. (Seattle)
 TE Austin Hooper (Las Vegas)
 DB Lonnie Johnson Jr. (New Orleans)
 ILB David Long Jr. (Miami)
 DT Kevin Strong (Arizona)
 DE DeMarcus Walker (Chicago)

2022

Players Signed (7)

RB Trenton Cannon (San Francisco)
 TE Austin Hooper (Cleveland)
 OL Jamarco Jones (Seattle)
 LB Justin Lawler (L.A. Rams)
 WR Josh Malone (Green Bay)
 DB A.J. Moore (Houston)
 DL DeMarcus Walker (Houston)

Players Lost (11)

WR Cameron Batson (Atlanta)
 FB Khari Blasingame (Chicago)
 ILB Jayon Brown (Las Vegas)
 S Dane Cruikshank (Chicago)
 ILB Rashaan Evans (Atlanta)
 TE Anthony Firkser (Atlanta)
 RB D'Onta Foreman (Carolina)

WR Marcus Johnson (San Francisco)
 RB Jeremy McNichols (Atlanta)
 DT Kyle Peko (Las Vegas)
 OL David Quessenberry (Buffalo)

2021

Players Signed (22)

OLB Ola Adeniyi (Pittsburgh)
 DL Denico Autry (Indianapolis)
 LB B.J. Bello (L.A. Chargers)
 WR Fred Brown (Denver)
 DT Trevon Coley (N.Y. Jets)
 LS Morgan Cox (Baltimore)
 T Christian DiLauro (Pittsburgh)
 OLB Bud Dupree (Pittsburgh)
 S Matthias Farley (N.Y. Jets)
 DT Woodrow Hamilton IV (Carolina)
 DT Bruce Hector (Carolina)
 RB Brian Hill (Atlanta)
 CB Jackrabbit Jenkins (New Orleans)
 CB Kevin Johnson (Cleveland)
 DT Abry Jones (Jacksonville)
 CB Chris Jones (Minnesota)
 T Kendall Lamm (Cleveland)
 WR Kalija Lipscomb (Green Bay)
 CB Greg Mabin (Jacksonville)
 LB Justin March (Dallas)
 CB Kevin Peterson (Arizona)
 WR Josh Reynolds (L.A. Rams)

Players Lost (12)

OLB Jadeveon Clowney (Cleveland)
 WR Corey Davis (N.Y. Jets)
 DE Matt Dickerson (Las Vegas)
 G/C Jamil Douglas (Buffalo)
 DT DaQuan Jones (Carolina)
 DB Joshua Kalu (N.Y. Giants)
 CB Desmond King (Houston)
 CB Chris Milton (N.Y. Giants)
 TE MyCole Pruitt (San Francisco)
 WR Kalif Raymond (Detroit)
 TE Jonnu Smith (New England)
 CB Tye Smith (Minnesota)

2020

Players Signed (7)

OLB Vic Beasley, Jr. (Atlanta)

DB Ibraheim Campbell (Green Bay)
 DL Jack Crawford (Atlanta)
 LB Nick Dzubnar (L.A. Chargers)
 CB Johnathan Joseph (Houston)
 RB Senorise Perry (Buffalo)
 T Ty Sambrailo (Atlanta)

Players Lost (6)

T Jack Conklin (Cleveland)
 WR Darius Jennings (L.A. Chargers)
 DL Austin Johnson (N.Y. Giants)
 QB Marcus Mariota (Las Vegas)
 WR Tajaé Sharpe (Minnesota)
 CB LeShaun Sims (Cincinnati)

2019

Players Signed (7)

DL Frank Herron (New England)
 TE Ryan Hewitt (Indianapolis)
 WR Cody Hollister (New England)
 WR Adam Humphries (Tampa Bay)
 G Rodger Saffold (L.A. Rams)
 DL Brent Urban (Baltimore)
 OLB Cameron Wake (Miami)

Players Lost (2)

TE Luke Stocker (Atlanta)
 G Quinton Spain (Buffalo)

2018

Players Signed (10)

CB Malcolm Butler (New England)
 WR Michael Campanaro (Baltimore)
 LB Will Compton (Washington)
 QB Blaine Gabbert (Arizona)
 RB Dion Lewis (New England)
 S Kendrick Lewis (Baltimore)
 DL Bennie Logan (Kansas City)
 G Kevin Pamphile (Tampa Bay)
 OL Xavier Su'a-Filo (Houston)
 WR Nick Williams (Atlanta)

Players Lost (3)

DB Curtis Riley (N.Y. Giants)
 QB Brandon Weeden (Houston)
 LB Avery Williamson (N.Y. Jets)

VETERAN FREE AGENCY HISTORY

2017

Players Signed (8)

LB Daren Bates (Oakland)
S Johnathan Cyprien (Jacksonville)
CB Demontre Hurst (Chicago)
OL Tim Lelito (New Orleans)
CB Logan Ryan (New England)
S Brynden Trawick (Oakland)
KR/WR Eric Weems (Atlanta)
NT Sylvester Williams (Denver)

Players Lost (9)

LB David Bass (Seattle)
T/G Byron Bell (Dallas)
CB Valentino Blake (N.Y. Giants)
TE Anthony Fasano (Miami)
C/G Brian Schwenke (Indianapolis)
LB Sean Spence (Indianapolis)
S Daimion Stafford (Pittsburgh)
G Chance Warmack (Philadelphia)
WR Kendall Wright (Chicago)

2016

Players Signed (7)

CB Brice McCain (Miami)
C Ben Jones (Houston)
QB Matt Cassel (Dallas)
WR Rishard Matthews (Miami)
LB Sean Spence (Pittsburgh)
CB Antwon Blake (Pittsburgh)
S Rashad Johnson (Arizona)

Players Lost (5)

LB Zach Brown (Buffalo)
FB Steven Johnson (Pittsburgh)
OL Joe Looney (Dallas)
DT Mike Martin (Philadelphia)
CB Coty Sensabaugh (Los Angeles)

2015

Players Signed (7)

T Byron Bell (Carolina)
CB Perrish Cox (San Francisco)
WR Harry Douglas (Atlanta)
TE Anthony Fasano (Kansas City)
WR Hakeem Nicks (Indianapolis)
OLB Brian Orakpo (Washington)
S Da'Norris Searcy (Buffalo)

Players Lost (3)

CB Brandon Ghee (Cincinnati)
FB Collin Mooney (Atlanta)
WR Nate Washington (Houston)

2014

Players Signed (8)

RB Dexter McCluster (Kansas City)
DL Al Woods (Pittsburgh)
QB Charlie Whitehurst (San Diego)
LB Wesley Woodyard (Denver)
T Michael Oher (Baltimore)
LB Shaun Phillips (Denver)
G/C Eric Olsen (Pittsburgh)
WR Brian Robiskie (Atlanta)

Players Lost (4)

CB Alterraun Verner (Tampa Bay)
WR Damian Williams (Miami)
WR Kenny Britt (St. Louis)
QB Rusty Smith (N.Y. Giants)

2013

Players Signed (14)

S George Wilson (Buffalo)
LB Moise Fokou (Indianapolis)
RB Shonn Greene (N.Y. Jets)
DT Sammie Hill (Detroit)
G Andy Levitre (Buffalo)
TE Delanie Walker (San Francisco)
G/C Rob Turner (St. Louis)
QB Ryan Fitzpatrick (Buffalo)
S Bernard Pollard (Baltimore)
DE Ropati Pitoitua (Kansas City)
WR Kevin Walter (Houston)
C/G Chris Spencer (Chicago)
RB Jalen Parmele (Jacksonville)
DT Antonio Johnson (Indianapolis)

Players Lost (5)

TE Jared Cook (St. Louis)
LB Zac Diles (Kansas City)
G Leroy Harris (Detroit)
DT Sen'Derrick Marks (Jacksonville)
DE Jarius Wynn (San Diego)

2012

Players Signed (7)

G Steve Hutchinson (Minnesota)
DE Kamerion Wimbley (Oakland)
DE Leger Douzable (Jacksonville)
LB Zac Diles (Indianapolis)
G Kyle DeVan (Philadelphia)
C Jon Cooper (Minnesota)
S Aaron Francisco (Detroit)

Players Lost (6)

WR Donnie Avery (Indianapolis)
CB Cortland Finnegan (St. Louis)
S Chris Hope (Atlanta)
DE William Hayes (St. Louis)
DE Jason Jones (Seattle)
LB Barrett Ruud (Seattle)

2011

Players Signed (11)

QB Matt Hasselbeck (Seattle)
DT Shaun Smith (Kansas City)
TE Daniel Graham (Denver)
LB Barrett Ruud (Tampa Bay)
CB Frank Walker (Minnesota)
S Jordan Babineaux (Seattle)
T Pat McQuistan (Miami)
S Anthony Smith (Green Bay)
T Adam Terry (Jacksonville)
RB Kestahn Moore (Washington)
WR Kevin Curtis (Kansas City)

Players Lost (4)

DE Jason Babin (Philadelphia)
QB Kerry Collins (Indianapolis)
LB Stephen Tulloch (Detroit)
TE Bo Scaife (Cincinnati)

2010

Players Signed (6)

LB Will Witherspoon (Philadelphia)
P/K Ricky Schmitt (San Francisco)
DE Jason Babin (Philadelphia)
CB Tye Hill (Atlanta)
QB Chris Simms (Denver)
TE Sean Ryan (Washington)

Players Lost (2)

DE Kyle Vanden Bosch (Detroit)
TE Alge Crumpler (New England)

2009

Players Signed (5)

CB DeMarcus Faggins (Houston)
DT Jovan Haye (Tampa Bay)
WR Mark Jones (Carolina)
QB Patrick Ramsey (Denver)
WR Nate Washington (Pittsburgh)

Players Lost (6)

CB Chris Carr (Baltimore)
DT Albert Haynesworth (Washington)
WR Brandon Jones (San Francisco)
CB Eric King (Detroit)
T Daniel Loper (Detroit)
QB Chris Simms (Denver)

2008

Players Signed (7)

TE Dwayne Blakley (Atlanta)
CB Chris Carr (RFA-Oakland)
TE Alge Crumpler (Atlanta)
DE Jevon Kearse (Philadelphia)
WR Justin McCareins (N.Y. Jets)
OT Jake Scott (Indianapolis)
LB Josh Stamer (Buffalo)

Players Lost (8)

G Jacob Bell (St. Louis)
RB Chris Brown (Houston)
LB Gilbert Gardner (Detroit)
TE Ben Hartsock (Atlanta)
DE Travis LaBoy (Arizona)
DE Antwan Odom (Cincinnati)
DT Randy Starks (Miami)
TE Ben Troupe (Tampa Bay)

2007

Players Signed (6)

LB Ryan Fowler (RFA-Dallas)
WR Justin Gage (Chicago)
CB Nick Harper (Indianapolis)
CB Kelly Herndon (Seattle)
QB Tim Rattay (Tampa Bay)
S Bryan Scott (New Orleans)

Players Lost (3)

WR Drew Bennett (St. Louis)
DT Robaire Smith (Cleveland)
WR Bobby Wade (Minnesota)

2006

Players Signed (4)

WR David Givens (New England)
S Chris Hope (Pittsburgh)
C Kevin Mawae (N.Y. Jets)
LB David Thornton (Indianapolis)

Players Lost (4)

LB Rocky Boiman (Dallas)
C Justin Hartwig (Carolina)
LB Brad Kassell (N.Y. Jets)
S Tank Williams (Minnesota)

2005

Players Signed (1)

DE Kyle Vanden Bosch (Arizona)

VETERAN FREE AGENCY HISTORY

Players Lost (4)

RB Antowain Smith (New Orleans)
WR Eddie Berlin (Chicago)
CB Andre Dyson (Seattle)
TE Shad Meier (New Orleans)

2004

Players Signed (0)

Players Lost (2)

DE Jevon Kearse (Philadelphia)
DT Robaire Smith (Houston)

2003

Players Signed (0)

Players Lost (5)

WR Kevin Dyson (Carolina)
DT John Thornton (Cincinnati)
CB Dainon Sidney (Buffalo)
CB Donald Mitchell (Dallas)
S Rich Coady (Indianapolis)

2002

Players Signed (4)

S Lance Schulters (San Francisco)
FB Greg Comella (N.Y. Giants)
C Jeff Smith (Jacksonville)
RB Robert Holcombe (St. Louis)

Players Lost (4)

DT Jason Fisk (San Diego)
DT Josh Evans (N.Y. Jets)
LB Greg Favors (Indianapolis)
C Kevin Long (Jacksonville)

2001

Players Signed (2)

K Joe Nedney (Carolina)
CB DeRon Jenkins (San Diego)

Players Lost (2)

DE Kenny Holmes (N.Y. Giants)
CB Denard Walker (Denver)

2000

Players Signed (2)

LB Randall Godfrey (Dallas)
T Fred Miller (St. Louis)

Players Lost (5)

LB Joe Bowden (Dallas)
LB Doug Colman (Oakland)
S Anthony Dorsett (Oakland)
TE Jackie Harris (Dallas)
T Jon Runyan (Philadelphia)

1999

Players Signed (5)

DT Jason Fisk (Minnesota)
DT Mike Jones (New England)
FB Lorenzo Neal (Tampa Bay)
QB Neil O'Donnell (Cincinnati)
DE Mike Frederick (Jets)

Players Lost (3)

DE Anthony Cook (Washington)
C Mark Stepnoksi (Dallas)
DT Gary Walker (Jacksonville)

1998

Players Signed (3)

TE Jackie Harris (Tampa Bay)
P Craig Hentrich (Green Bay)
WR Yancey Thigpen (Pittsburgh)

Players Lost (1)

G Kevin Donnalley (Miami)

1997

Players Signed (2)

QB Dave Krieg (Chicago)
LB Lonnie Marts (Tampa Bay)

Players Lost (2)

LB Michael Barrow (Carolina)
CB Cris Dishman (Washington)

1996

Players Signed (4)

WR Willie Davis (Kansas City)
RB Ronnie Harmon (San Diego)
S Rafael Robinson (Seattle)
P Reggie Roby (Tampa Bay)

Players Lost (1)

LB Eddie Robinson (Jacksonville)

1995

Players Signed (5)

QB Chris Chandler (Rams)
KR Mel Gray (Detroit)
C Mark Stepnoksi (Dallas)
T Irv Eatman (Atlanta)
WR Derek Russell (Denver)

Players Lost (5)

LB Lamar Lathon (Carolina)
S Bo Orlando (San Diego)
DE Tim Roberts (New England)
G Bill Schultz (Denver)
RB Lorenzo White (Cleveland)

1994

Players Signed (5)

TE Pat Carter (Rams)
P Rich Camarillo (Arizona)
QB Sean Salisbury (Minnesota)
DE Kenny Davidson (Pittsburgh)
RB Todd McNair (Kansas City)

Players Lost (3)

DE William Fuller (Philadelphia)
DE Sean Jones (Green Bay)
P Greg Montgomery (Detroit)

1993

Players Signed (2)

WR Willie Drewrey (Tampa Bay)
LB Robert Lyles (Atlanta)

Players Lost (3)

LB Rick Graf (Washington)
CB Jerry Gray (Tampa Bay)
T Don Maggs (Denver)

1992

Plan B

Players Signed (3)

CB Jerry Gray (Los Angeles)
WR Jeff Query (Green Bay)

RB Spencer Tillman (San Francisco)

Players Lost (4)

LB Eric Fairs (Buffalo)
WR Drew Hill (Atlanta)
WR Alex Johnson (New England)
WR Tony Jones (Atlanta)

1991

Plan B

Players Signed (7)

DE Robert Banks (Cleveland)
S Eric Bergeson (Atlanta)
LB Rick Graf (Miami)
S John Hagy (Buffalo)
WR Richard Johnson (Detroit)
WR Cedric Jones (New England)
RB Kerry Porter (Denver)

Players Lost (4)

CB Steve Brown (San Francisco)
RB Victor Jones (New England)
S Brett Tucker (Buffalo)
K Tony Zendejas (Los Angeles)

1990

Plan B

Players Signed (8)

S David Arnold (Pittsburgh)
WR Bernard Ford (Dallas)
WR Carl Harry (Washington)
DE Ezra Johnson (Indianapolis)
S Terry Kinard (Giants)
S Leander Knight (Jets)
WR Geral McNeil (Cleveland)
G Tommy Robinson (Atlanta)

Players Lost (7)

S Jeff Donaldson (Chiefs)
S Tracey Eaton (Arizona)
FB Tracy Johnson (Atlanta)
TE Bob Mrosko (Giants)
DE Anthony Spears (Dallas)
TE Chris Verhulst (Denver)
C/G George Yarno (Green Bay)

1989

Plan B

Players Signed (7)

FB Carl Byrum (Buffalo)
DE Mark Garalczyk (Jets)
WR Kenny Jackson (Philadelphia)
TE Calvin Magee (Tampa Bay)
LB Matt Monger (Jets)
DE/TE Colin Scotts (Arizona)
C/G George Yarno (Atlanta)

Players Lost (13)

DE Robert Banks (Cleveland)
S Keith Bostic (Indianapolis)
LB Toby Caston (Detroit)
LB Kurt Crain (Green Bay)
T John Davis (Buffalo)
WR Willie Drewrey (Tampa Bay)
LB Mark Dusbabek (Minnesota)
QB Brent Pease (Miami)
RB Spencer Tillman (San Francisco)
T David Viaene (New England)
FB Ray Wallace (Pittsburgh)
T Doug Williams (Seattle)
TE Jamie Williams (San Francisco)

ALL-TIME HEAD COACHES SUMMARY

COACH	YEARS	WON	LOST	TIED	PCT.	PTS.	ALLOWED
Lou Rymkus*	1960-61	12	7	1	.625	546	414
Wally Lemm	1961, 1966-70	38	40	4	.487	1,785	1,702
Frank "Pop" Ivy	1962-63	17	12	0	.586	706	662
Sammy Baugh	1964	4	10	0	.285	310	355
Hugh "Bones" Taylor	1965	4	10	0	.285	298	429
Ed Hughes	1971	4	9	1	.321	251	330
Bill Peterson**	1972-73	1	18	0	.052	241	553
Sid Gillman	1973-74	8	15	0	.347	358	556
O.A. "Bum" Phillips	1975-80	59	38	0	.608	1,857	1,741
Ed Biles***	1981-83	8	23	0	.258	526	774
Chuck Studley	1983	2	8	0	.200	179	286
Hugh Campbell****	1984-85	8	22	0	.266	487	787
Jerry Glanville	1985-89	35	35	0	.500	1,535	1,637
Jack Pardee#	1990-94	44	35	0	.556	1,771	1,418
Jeff Fisher	1994-2010	147	126	0	.538	5,872	5,719
Mike Munchak	2011-13	22	26	0	.458	1,017	1,069
Ken Whisenhunt##	2014-15	3	20	0	.130	379	597
Mike Mularkey	2015-17	21	22	0	.488	925	1,054
Mike Vrabel	2018-23	50	38	0	.568	2,036	1,901
TOTALS	1960-2023	487	514	6	.487	21,079	22,002

(includes postseason)

* Released after five games in 1961

** Released after five games in 1973

*** Resigned after six games in 1983

**** Released after 14 games in 1985

Released after 10 games in 1994

Released after seven games in 2015

ALL-TIME STARTING QUARTERBACK SUMMARY (REGULAR SEASON)

Quarterback	Seasons	Wins	Losses	Ties	Pct.	Quarterback	Seasons	Wins	Losses	Ties	Pct.
George Blanda	1960-66	44	38	0	.537	Chris Chandler	1995-96	11	14	0	.440
Jacky Lee	1960-67	4	5	1	.450	Steve McNair	1995-05	76	55	0	.580
Don Trull	1964-69	4	9	2	.333	Neil O'Donnell	1999-03	6	2	0	.750
Buddy Humphrey	1966	0	1	0	.000	Billy Volek	2000-06	3	7	0	.300
Pete Beathard	1967-69	15	11	0	.577	Matt Mauck	2005	0	1	0	.000
Bob Davis	1967-69	3	2	1	.583	Vince Young	2006-10	30	17	0	.638
Charley Johnson	1970-71	3	11	0	.214	Kerry Collins	2006-10	15	17	0	.469
Jerry Rhome	1970	0	3	1	.125	Rusty Smith	2010-11	0	1	0	.000
Dan Pastorini	1971-79	53	54	0	.495	Matt Hasselbeck	2011-12	11	10	0	.524
Lynn Dickey	1971-74	2	7	1	.250	Jake Locker	2011-14	9	14	0	.391
Kent Nix	1972	0	2	0	.000	Ryan Fitzpatrick	2013	3	6	0	.333
John Hadl	1976-77	1	5	0	.167	Charlie Whitehurst	2014	1	4	0	.200
Gifford Nielsen	1978-83	3	11	0	.214	Zach Mettenberger	2014-15	0	10	0	.000
Ken Stabler	1980-81	16	12	0	.571	Marcus Mariota	2015-19	29	32	0	.475
John Reaves	1981	1	1	0	.500	Matt Cassel	2016-17	1	1	0	.500
Archie Manning	1982-83	0	8	0	.000	Blaine Gabbert	2018	2	1	0	.667
Oliver Luck	1982-86	3	6	0	.333	Ryan Tannehill	2019-23	36	20	0	.643
Warren Moon	1984-93	70	69	0	.504	Malik Willis	2022	1	2	0	.333
Brent Pease	1987-88	2	1	0	.667	Joshua Dobbs	2022	0	2	0	.000
Cody Carlson	1987-94	11	8	0	.579						
Billy Joe Tolliver	1994	0	7	0	.000						
Bucky Richardson	1992-94	1	3	0	.250						



YEAR-BY-YEAR STARTING QUARTERBACKS

2023 (0-1)

Date	W-L	Opponent	Starter
Sept. 10	L	at New Orleans	Tannehill
Sept. 17		L.A. Chargers	
Sept. 24		at Cleveland	
Oct. 1		Cincinnati	
Oct. 8		at Indianapolis	
Oct. 15		Baltimore	
Oct. 29		Atlanta	
Nov. 2		at Pittsburgh	
Nov. 12		at Tampa Bay	
Nov. 19		at Jacksonville	
Nov. 26		Carolina	
Dec. 3		Indianapolis	
Dec. 11		at Miami	
Dec. 18		Houston	
Dec. 24		Seattle	
Dec. 31		at Houston	
Jan. 6-7		Jacksonville	

Tannehill (0-1)

2022 (7-10)

Date	W-L	Opponent	Starter
Sept. 11	L	N.Y. Giants	Tannehill
Sept. 19	L	at Buffalo	Tannehill
Sept. 25	W	Las Vegas	Tannehill
Oct. 2	W	at Indianapolis	Tannehill
Oct. 9	W	at Washington	Tannehill
Oct. 23	W	Indianapolis	Tannehill
Oct. 30	W	at Houston	Willis
Nov. 6	L	at Kansas City	Willis
Nov. 13	W	Denver	Tannehill
Nov. 17	W	at Green Bay	Tannehill
Nov. 27	L	Cincinnati	Tannehill
Dec. 4	L	at Philadelphia	Tannehill
Dec. 11	L	Jacksonville	Tannehill
Dec. 18	L	at L.A. Chargers	Tannehill
Dec. 24	L	Houston	Willis
Dec. 29	L	Dallas	Dobbs
Jan. 7	L	at Jacksonville	Dobbs

Tannehill (6-6), Willis (1-2), Dobbs (0-2)

2021 (12-5)

Date	W-L	Opponent	Starter
Sept. 12	L	Arizona	Tannehill
Sept. 19	W	at Seattle	Tannehill
Sept. 27	W	Indianapolis	Tannehill
Oct. 3	L	at N.Y. Jets	Tannehill
Oct. 10	W	at Jacksonville	Tannehill
Oct. 18	W	Buffalo	Tannehill
Oct. 24	W	Kansas City	Tannehill
Oct. 31	W	at Indianapolis	Tannehill
Nov. 7	W	at L.A. Rams	Tannehill
Nov. 14	W	New Orleans	Tannehill
Nov. 21	L	Houston	Tannehill
Nov. 28	L	at New England	Tannehill
Dec. 12	W	Jacksonville	Tannehill
Dec. 19	L	at Pittsburgh	Tannehill
Dec. 23	W	San Francisco	Tannehill
Jan. 2	W	Miami	Tannehill
Jan. 9	W	at Houston	Tannehill

Divisional

Jan. 22	L	Cincinnati	Tannehill
---------	---	------------	-----------

Tannehill (12-5, 0-1)

2020 (11-5)

Date	W-L	Opponent	Starter
Sept. 14	W	at Denver	Tannehill
Sept. 20	W	Jacksonville	Tannehill
Sept. 27	W	at Minnesota	Tannehill
Oct. 13	W	Buffalo	Tannehill
Oct. 18	W	Houston	Tannehill

Oct. 25	L	Pittsburgh	Tannehill
Nov. 1	L	at Cincinnati	Tannehill
Nov. 8	W	Chicago	Tannehill
Nov. 12	L	Indianapolis	Tannehill
Nov. 22	W	at Baltimore	Tannehill
Nov. 29	W	at Indianapolis	Tannehill
Dec. 6	L	Cleveland	Tannehill
Dec. 13	W	at Jacksonville	Tannehill
Dec. 20	W	Detroit	Tannehill
Dec. 27	L	at Green Bay	Tannehill
Jan. 3	W	at Houston	Tannehill

Wild Card

Jan. 10	L	Baltimore	Tannehill
---------	---	-----------	-----------

Tannehill (11-5, 0-1)

2019 (9-7)

Date	W-L	Opponent	Starter
Sept. 8	W	at Cleveland	Mariota
Sept. 15	L	Indianapolis	Mariota
Sept. 19	L	at Jacksonville	Mariota
Sept. 29	W	at Atlanta	Mariota
Oct. 6	L	Buffalo	Mariota
Oct. 13	L	at Denver	Mariota
Oct. 20	W	L.A. Chargers	Tannehill
Oct. 27	W	Tampa Bay	Tannehill
Nov. 3	L	at Carolina	Tannehill
Nov. 10	W	Kansas City	Tannehill
Nov. 24	W	Jacksonville	Tannehill
Dec. 1	W	at Indianapolis	Tannehill
Dec. 8	W	at Oakland	Tannehill
Dec. 15	L	Houston	Tannehill
Dec. 22	L	New Orleans	Tannehill
Dec. 30	W	at Houston	Tannehill

Wild Card

Jan. 4	W	at New England	Tannehill
--------	---	----------------	-----------

Divisional

Jan. 11	W	at Baltimore	Tannehill
---------	---	--------------	-----------

AFC Championship

Jan. 19	L	at Kansas City	Tannehill
---------	---	----------------	-----------

Mariota (2-4), Tannehill (7-3, 2-1)

2018 (9-7)

Date	W-L	Opponent	Starter
Sept. 9	L	at Miami	Mariota
Sept. 16	W	Houston	Gabbert
Sept. 23	W	at Jacksonville	Gabbert
Sept. 30	W	Philadelphia	Mariota
Oct. 7	L	at Buffalo	Mariota
Oct. 14	L	Baltimore	Mariota
Oct. 21	L	at L.A. Chargers	Mariota
Nov. 5	W	at Dallas	Mariota
Nov. 11	W	New England	Mariota
Nov. 18	L	at Indianapolis	Mariota
Nov. 26	L	at Houston	Mariota
Dec. 2	W	N.Y. Jets	Mariota
Dec. 6	W	Jacksonville	Mariota
Dec. 16	W	at N.Y. Giants	Mariota
Dec. 22	W	Washington	Mariota
Dec. 30	L	Indianapolis	Gabbert

Mariota (7-6), Gabbert (2-1)

2017 (9-7)

Date	W-L	Opponent	Starter
Sept. 10	L	Oakland	Mariota
Sept. 17	W	at Jacksonville	Mariota
Sept. 24	W	Seattle	Mariota
Oct. 1	L	at Houston	Mariota
Oct. 8	L	at Miami	Cassel
Oct. 16	W	Indianapolis	Mariota
Oct. 22	W	at Cleveland	Mariota
Nov. 5	W	Baltimore	Mariota

Nov. 12	W	Cincinnati	Mariota
Nov. 16	L	at Pittsburgh	Mariota
Nov. 26	W	at Indianapolis	Mariota
Dec. 3	W	Houston	Mariota
Dec. 10	L	at Arizona	Mariota
Dec. 17	L	at San Francisco	Mariota
Dec. 24	L	Los Angeles Rams	Mariota
Dec. 31	W	Jacksonville	Mariota

Wild Card

Jan. 6	W	at Kansas City	Mariota
--------	---	----------------	---------

Divisional

Jan. 13	L	at New England	Mariota
---------	---	----------------	---------

Mariota (9-6, 1-1), Cassel (0-1)

2016 (9-7)

Date	W-L	Opponent	Starter
Sept. 11	L	Minnesota	Mariota
Sept. 18	W	at Detroit	Mariota
Sept. 25	L	Oakland	Mariota
Oct. 2	L	at Houston	Mariota
Oct. 9	W	at Miami	Mariota
Oct. 16	W	Cleveland	Mariota
Oct. 23	L	Indianapolis	Mariota
Oct. 27	W	Jacksonville	Mariota
Nov. 6	L	at San Diego	Mariota
Nov. 13	W	Green Bay	Mariota
Nov. 20	L	at Indianapolis	Mariota
Nov. 27	W	at Chicago	Mariota
Dec. 11	W	Denver	Mariota
Dec. 18	W	at Kansas City	Mariota
Dec. 24	L	at Jacksonville	Mariota
Jan. 1	W	Houston	Cassel

Mariota (8-7), Cassel (1-0)

2015 (3-13)

Date	W-L	Opponent	Starter
Sept. 13	W	at Tampa Bay	Mariota
Sept. 20	L	at Cleveland	Mariota
Sept. 27	L	Indianapolis	Mariota
Oct. 11	L	Buffalo	Mariota
Oct. 18	L	Miami	Mariota
Oct. 25	L	Atlanta	Mettenberger
Nov. 1	L	at Houston	Mettenberger
Nov. 8	W	at New Orleans	Mariota
Nov. 15	L	Carolina	Mariota
Nov. 19	L	at Jacksonville	Mariota
Nov. 29	L	Oakland	Mariota
Dec. 6	W	Jacksonville	Mariota
Dec. 13	L	at N.Y. Jets	Mariota
Dec. 20	L	at New England	Mariota
Dec. 27	L	Houston	Mettenberger
Jan. 3	L	at Indianapolis	Mettenberger

Mariota (3-9), Mettenberger (0-4)

2014 (2-14)

Date	W-L	Opponent	Starter
Sept. 7	W	at Kansas City	Locker
Sept. 14	L	Dallas	Locker
Sept. 21	L	at Cincinnati	Locker
Sept. 28	L	at Indianapolis	Whitehurst
Oct. 5	L	Cleveland	Locker
Oct. 12	W	Jacksonville	Whitehurst
Oct. 19	L	at Washington	Whitehurst
Oct. 26	L	Houston	Mettenberger
Nov. 9	L	at Baltimore	Mettenberger
Nov. 17	L	Pittsburgh	Mettenberger
Nov. 23	L	at Philadelphia	Mettenberger
Nov. 30	L	at Houston	Mettenberger
Dec. 7	L	N.Y. Giants	Mettenberger
Dec. 14	L	N.Y. Jets	Locker

YEAR-BY-YEAR STARTING QUARTERBACKS

Dec. 18	L	at Jacksonville	Whitehurst
Dec. 28	L	Indianapolis	Whitehurst
Locker (1-4), Whitehurst (1-4), Mettenberger (0-6)			

2013 (7-9)

Date	W-L	Opponent	Starter
Sept. 8	W	at Pittsburgh	Locker
Sept. 15	L	at Houston	Locker
Sept. 22	W	San Diego	Locker
Sept. 29	W	N.Y. Jets	Locker
Oct. 6	L	Kansas City	Fitzpatrick
Oct. 13	L	at Seattle	Fitzpatrick
Oct. 20	L	San Francisco	Locker
Nov. 3	W	at St. Louis	Locker
Nov. 10	L	Jacksonville	Locker
Nov. 14	L	Indianapolis	Fitzpatrick
Nov. 24	W	at Oakland	Fitzpatrick
Dec. 1	L	at Indianapolis	Fitzpatrick
Dec. 8	L	at Denver	Fitzpatrick
Dec. 15	L	Arizona	Fitzpatrick
Dec. 22	W	at Jacksonville	Fitzpatrick
Dec. 29	W	Houston	Fitzpatrick

Locker (4-3), Fitzpatrick (3-6)

2012 (6-10)

Date	W-L	Opponent	Starter
Sept. 9	L	New England	Locker
Sept. 16	L	at San Diego	Locker
Sept. 23	W	Detroit	Locker
Sept. 30	L	at Houston	Locker
Oct. 7	L	at Minnesota	Hasselbeck
Oct. 11	W	Pittsburgh	Hasselbeck
Oct. 21	W	at Buffalo	Hasselbeck
Oct. 28	L	Indianapolis	Hasselbeck
Nov. 4	L	Chicago	Hasselbeck
Nov. 11	W	at Miami	Locker
Nov. 25	L	at Jacksonville	Locker
Dec. 2	L	Houston	Locker
Dec. 9	L	at Indianapolis	Locker
Dec. 17	W	N.Y. Jets	Locker
Dec. 23	L	at Green Bay	Locker
Dec. 30	W	Jacksonville	Locker

Locker (4-7), Hasselbeck (2-3)

2011 (9-7)

Date	W-L	Opponent	Starter
Sept. 11	L	at Jacksonville	Hasselbeck
Sept. 18	W	Baltimore	Hasselbeck
Sept. 25	W	Denver	Hasselbeck
Oct. 2	W	at Cleveland	Hasselbeck
Oct. 9	L	at Pittsburgh	Hasselbeck
Oct. 23	L	Houston	Hasselbeck
Oct. 30	W	Indianapolis	Hasselbeck
Nov. 6	L	Cincinnati	Hasselbeck
Nov. 13	W	at Carolina	Hasselbeck
Nov. 20	L	at Atlanta	Hasselbeck
Nov. 27	W	Tampa Bay	Hasselbeck
Dec. 4	W	at Buffalo	Hasselbeck
Dec. 11	L	New Orleans	Hasselbeck
Dec. 18	L	at Indianapolis	Hasselbeck
Dec. 24	W	Jacksonville	Hasselbeck
Jan. 1	W	at Houston	Hasselbeck

Hasselbeck (9-7)

2010 (6-10)

Date	W-L	Opponent	Starter
Sept. 12	W	Oakland	Young
Sept. 19	L	Pittsburgh	Young
Sept. 26	W	at N.Y. Giants	Young
Oct. 3	L	Denver	Young

Oct. 10	W	at Dallas	Young
Oct. 18	W	at Jacksonville	Young
Oct. 24	W	Philadelphia	Collins
Oct. 31	L	at San Diego	Young
Nov. 14	L	at Miami	Collins
Nov. 21	L	Washington	Young
Nov. 28	L	at Houston	Smith
Dec. 5	L	Jacksonville	Collins
Dec. 9	L	Indianapolis	Collins
Dec. 19	W	Houston	Collins
Dec. 26	L	at Kansas City	Collins
Jan. 2	L	at Indianapolis	Collins

Young (4-4), Collins (2-5), Smith (0-1)

2009 (8-8)

Date	W-L	Opponent	Starter
Sept. 10	L	at Pittsburgh	Collins
Sept. 20	L	Houston	Collins
Sept. 27	L	at N.Y. Jets	Collins
Oct. 4	L	at Jacksonville	Collins
Oct. 11	L	Indianapolis	Collins
Oct. 18	L	at New England	Collins
Nov. 1	W	Jacksonville	Young
Nov. 8	W	at San Francisco	Young
Nov. 15	W	Buffalo	Young
Nov. 23	W	at Houston	Young
Nov. 29	W	Arizona	Young
Dec. 6	L	at Indianapolis	Young
Dec. 13	W	St. Louis	Young
Dec. 20	W	Miami	Young
Dec. 25	L	San Diego	Young
Jan. 3	W	at Seattle	Young

Young (8-2), Collins (0-6)

2008 (13-3)

Date	W-L	Opponent	Starter
Sept. 7	W	Jacksonville	Young
Sept. 14	W	at Cincinnati	Collins
Sept. 21	W	Houston	Collins
Sept. 28	W	Minnesota	Collins
Oct. 5	W	at Baltimore	Collins
Oct. 19	W	at Kansas City	Collins
Oct. 27	W	Indianapolis	Collins
Nov. 2	W	Green Bay	Collins
Nov. 9	W	at Chicago	Collins
Nov. 16	W	at Jacksonville	Collins
Nov. 23	L	N.Y. Jets	Collins
Nov. 27	W	at Detroit	Collins
Dec. 7	W	Cleveland	Collins
Dec. 14	L	at Houston	Collins
Dec. 21	W	Pittsburgh	Collins
Dec. 28	L	at Indianapolis	Collins

Divisional

Jan. 10 L (P) Baltimore Collins

Young (1-0), Collins (12-3, 0-1)

2007 (10-6)

Date	W-L	Opponent	Starter
Sept. 9	W	at Jacksonville	Young
Sept. 16	L	Indianapolis	Young
Sept. 24	W	at New Orleans	Young
Oct. 7	W	Atlanta	Young
Oct. 14	L	at Tampa Bay	Young
Oct. 21	W	at Houston	Collins
Oct. 28	W	Oakland	Young
Nov. 4	W	Carolina	Young
Nov. 11	L	Jacksonville	Young
Nov. 19	L	at Denver	Young
Nov. 25	L	at Cincinnati	Young
Dec. 2	W	Houston	Young
Dec. 9	L	San Diego	Young
Dec. 16	W	at Kansas City	Young

Dec. 23	W	N.Y. Jets	Young
Dec. 30	W	at Indianapolis	Young
Wild Card			
Jan. 6	L (P)	at San Diego	Young

Young (9-6, 0-1), Collins (1-0)

2006 (8-8)

Date	W-L	Opponent	Starter
Sept. 10	L	N.Y. Jets	Collins
Sept. 17	L	at San Diego	Collins
Sept. 24	L	at Miami	Collins
Oct. 1	L	Dallas	Young
Oct. 8	L	at Indianapolis	Young
Oct. 15	W	at Washington	Young
Oct. 29	W	Houston	Young
Nov. 5	L	at Jacksonville	Young
Nov. 12	L	Baltimore	Young
Nov. 19	W	at Philadelphia	Young
Nov. 26	W	N.Y. Giants	Young
Dec. 3	W	Indianapolis	Young
Dec. 10	W	at Houston	Young
Dec. 17	W	Jacksonville	Young
Dec. 24	W	at Buffalo	Young
Dec. 31	L	New England	Young

Young (8-5), Collins (0-3)

2005 (4-12)

Date	W-L	Opponent	Starter
Sept. 11	L	at Pittsburgh	McNair
Sept. 18	W	Baltimore	McNair
Sept. 25	L	at St. Louis	McNair
Oct. 2	L	Indianapolis	McNair
Oct. 9	W	at Houston	McNair
Oct. 16	L	Cincinnati	McNair
Oct. 23	L	at Arizona	Volek
Oct. 30	L	Oakland	McNair
Nov. 6	L	at Cleveland	McNair
Nov. 20	L	Jacksonville	McNair
Nov. 27	W	San Francisco	McNair
Dec. 4	L	at Indianapolis	McNair
Dec. 11	W	Houston	McNair
Dec. 18	L	Seattle	McNair
Dec. 24	L	at Miami	McNair
Jan. 1	L	at Jacksonville	Mauck

McNair (4-10), Volek (0-1), Mauck (0-1)

2004 (5-11)

Date	W-L	Opponent	Starter
Sept. 11	W	at Miami	McNair
Sept. 19	L	Indianapolis	McNair
Sept. 26	L	Jacksonville	McNair
Oct. 3	L	at San Diego	Volek
Oct. 11	W	at Green Bay	McNair
Oct. 17	L	Houston	McNair
Oct. 24	L	at Minnesota	McNair
Oct. 31	W	Cincinnati	Volek
Nov. 14	L	Chicago	Volek
Nov. 21	W	at Jacksonville	McNair
Nov. 28	L	at Houston	McNair
Dec. 5	L	at Indianapolis	Volek
Dec. 13	L	Kansas City	Volek
Dec. 19	L	at Oakland	Volek
Dec. 25	L	Denver	Volek
Jan. 2	W	Detroit	Volek

Volek (2-6), McNair (3-5)

2003 (12-4)

Date	W-L	Opponent	Starter
Sept. 7	W	Oakland	McNair
Sept. 14	L	at Indianapolis	McNair
Sept. 21	W	New Orleans	McNair

YEAR-BY-YEAR STARTING QUARTERBACKS

Sept. 28	W	at Pittsburgh	McNair
Oct. 5	L	at New England	McNair
Oct. 12	W	Houston	McNair
Oct. 19	W	at Carolina	McNair
Oct. 26	W	at Jacksonville	McNair
Nov. 9	W	Miami	McNair
Nov. 16	W	Jacksonville	McNair
Nov. 23	W	at Atlanta	McNair
Dec. 1	L	at N.Y. Jets	McNair
Dec. 7	L	at Indianapolis	McNair
Dec. 14	W	Buffalo	Volek
Dec. 21	W	at Houston	McNair
Dec. 28	W	Tampa Bay	O'Donnell

Wild Card

Jan. 3	W (P)	at Baltimore	McNair
--------	-------	--------------	--------

Divisional

Jan. 10	L (P)	at New England	McNair
---------	-------	----------------	--------

McNair (10-4, 1-1), Volek (1-0), O'Donnell (1-0)

2002 (11-5)

Date	W-L	Opponent	Starter
Sept. 8	W	Philadelphia	McNair
Sept. 15	L	at Dallas	McNair
Sept. 22	L	Cleveland	McNair
Sept. 28	L	at Oakland	McNair
Oct. 6	L	Washington	McNair
Oct. 13	W	Jacksonville	McNair
Oct. 27	W	at Cincinnati	McNair
Nov. 3	W	at Indianapolis	McNair
Nov. 10	W	Houston	McNair
Nov. 17	W	Pittsburgh	McNair
Nov. 24	L	at Baltimore	McNair
Dec. 1	W	at N.Y. Giants	McNair
Dec. 8	W	Indianapolis	McNair
Dec. 16	W	New England	McNair
Dec. 22	W	at Jacksonville	McNair
Dec. 29	W	at Houston	McNair

Divisional

Jan. 11	W (P)	Pittsburgh	McNair
---------	-------	------------	--------

AFC Championship

Jan. 19	L (P)	at Oakland	McNair
---------	-------	------------	--------

McNair (11-5, 1-1)

2001 (7-9)

Date	W-L	Opponent	Starter
Sept. 9	L	Miami	McNair
Sept. 23	L	at Jacksonville	O'Donnell
Oct. 7	L	at Baltimore	McNair
Oct. 14	W	Tampa Bay	McNair
Oct. 21	W	at Detroit	McNair
Oct. 29	L	at Pittsburgh	McNair
Nov. 4	W	Jacksonville	McNair
Nov. 12	L	Baltimore	McNair
Nov. 18	W	at Cincinnati	McNair
Nov. 25	L	Pittsburgh	McNair
Dec. 2	W	at Cleveland	McNair
Dec. 9	L	at Minnesota	McNair
Dec. 16	W	Green Bay	McNair
Dec. 22	W	at Oakland	McNair
Dec. 30	L	Cleveland	McNair
Jan. 6	L	Cincinnati	McNair

McNair (7-8), O'Donnell (0-1)

2000 (13-3)

Date	W-L	Opponent	Starter
Sept. 3	L	at Buffalo	McNair
Sept. 10	W	Kansas City	McNair
Sept. 24	W	at Pittsburgh	O'Donnell
Oct. 1	W	N.Y. Giants	McNair
Oct. 8	W	at Cincinnati	McNair
Oct. 16	W	Jacksonville	McNair

Oct. 22	W	at Baltimore	McNair
Oct. 30	W	at Washington	McNair
Nov. 5	W	Pittsburgh	McNair
Nov. 12	L	Baltimore	McNair
Nov. 19	W	Cleveland	McNair
Nov. 26	L	at Jacksonville	McNair
Dec. 3	W	at Philadelphia	McNair
Dec. 10	W	Cincinnati	McNair
Dec. 17	W	at Cleveland	McNair
Dec. 25	W	Dallas	McNair

Divisional

Jan. 7	L (P)	Baltimore	McNair
--------	-------	-----------	--------

McNair (12-3, 0-1), O'Donnell (1-0)

1999 (13-3)

Date	W-L	Opponent	Starter
Sept. 12	W	Cincinnati	McNair
Sept. 19	W	Cleveland	O'Donnell
Sept. 26	W	at Jacksonville	O'Donnell
Oct. 3	L	at San Francisco	O'Donnell
Oct. 10	W	Baltimore	O'Donnell
Oct. 17	W	at New Orleans	O'Donnell
Oct. 31	W	St. Louis	McNair
Nov. 7	L	at Miami	McNair
Nov. 14	W	at Cincinnati	McNair
Nov. 21	W	Pittsburgh	McNair
Nov. 28	W	at Cleveland	McNair
Dec. 5	L	at Baltimore	McNair
Dec. 9	W	Oakland	McNair
Dec. 19	W	Atlanta	McNair
Dec. 26	W	Jacksonville	McNair
Jan. 2	W	at Pittsburgh	McNair

Wild Card

Jan. 8	W (P)	Buffalo	McNair
--------	-------	---------	--------

Divisional

Jan. 16	W (P)	at Indianapolis	McNair
---------	-------	-----------------	--------

AFC Championship

Jan. 23	W (P)	at Jacksonville	McNair
---------	-------	-----------------	--------

Super Bowl XXXIV

Jan. 30	L (P)	St. Louis	McNair
---------	-------	-----------	--------

McNair (9-2, 3-1), O'Donnell (4-1)

1998 (8-8)

Date	W-L	Opponent	Starter
Sept. 6	W	at Cincinnati	McNair
Sept. 13	L	San Diego	McNair
Sept. 20	L	at New England	McNair
Sept. 27	L	Jacksonville	McNair
Oct. 11	W	at Baltimore	McNair
Oct. 18	W	Cincinnati	McNair
Oct. 25	L	Chicago	McNair
Nov. 1	W	at Pittsburgh	McNair
Nov. 8	W	at Tampa Bay	McNair
Nov. 15	W	Pittsburgh	McNair
Nov. 22	L	N.Y. Jets	McNair
Nov. 29	L	at Seattle	McNair
Dec. 6	W	Baltimore	McNair
Dec. 13	W	at Jacksonville	McNair
Dec. 20	L	at Green Bay	McNair
Dec. 26	L	Minnesota	McNair

McNair (8-8)

1997 (8-8)

Date	W-L	Opponent	Starter
Aug. 31	W	Oakland	McNair
Sept. 7	L	at Miami	McNair
Sept. 21	L	Baltimore	McNair
Sept. 28	L	at Pittsburgh	McNair
Oct. 5	L	at Seattle	McNair
Oct. 12	W	Cincinnati	McNair
Oct. 19	W	Washington	McNair
Oct. 26	W	at Arizona	McNair

Nov. 2	L	Jacksonville	McNair
Nov. 9	W	N.Y. Giants	McNair
Nov. 16	L	at Jacksonville	McNair
Nov. 23	W	Buffalo	McNair
Nov. 27	W	at Dallas	McNair
Dec. 4	L	at Cincinnati	McNair
Dec. 14	L	at Baltimore	McNair
Dec. 21	W	Pittsburgh	McNair

McNair (8-8)

1996 (8-8)

Date	W-L	Opponent	Starter
Sept. 1	L	Kansas City	Chandler
Sept. 8	W	at Jacksonville	Chandler
Sept. 15	W	Baltimore	Chandler
Sept. 29	L	at Pittsburgh	Chandler
Oct. 6	W	at Cincinnati	Chandler
Oct. 13	W	at Atlanta	Chandler
Oct. 20	W	Pittsburgh	Chandler
Oct. 27	L	San Francisco	Chandler
Nov. 3	L	at Seattle	McNair
Nov. 10	W	at New Orleans	Chandler
Nov. 17	L	Miami	Chandler
Nov. 24	L	Carolina	Chandler
Dec. 1	W	N.Y. Jets	McNair
Dec. 8	L	Jacksonville	McNair
Dec. 15	L	Cincinnati	Chandler
Dec. 22	W	at Baltimore	McNair

Chandler (6-6), McNair (2-2)

1995 (7-9)

Date	W-L	Opponent	Starter
Sept. 3	W	at Jacksonville	Chandler
Sept. 10	L	Pittsburgh	Chandler
Sept. 17	L	Cleveland	Furrer
Sept. 24	W	at Cincinnati	Chandler
Oct. 1	L	Jacksonville	Chandler
Oct. 8	L	at Minnesota	Chandler
Oct. 22	L	at Chicago	Chandler
Oct. 29	W	Tampa Bay	Chandler
Nov. 5	W	at Cleveland	Chandler
Nov. 12	L	Cincinnati	Chandler
Nov. 19	L	at Kansas City	Chandler
Nov. 26	W	Denver	Chandler
Dec. 3	L	at Pittsburgh	Chandler
Dec. 10	L	Detroit	Chandler
Dec. 17	W	N.Y. Jets	McNair
Dec. 24	W	Buffalo	McNair

Chandler (5-8), McNair (2-0), Furrer (0-1)

1994 (2-14)

Date	W-L	Opponent	Starter
Sept. 4	L	at Indianapolis	Carlson
Sept. 11	L	at Dallas	Richardson
Sept. 18	L	Buffalo	Richardson
Sept. 25	W	Cincinnati	Carlson
Oct. 3	L	at Pittsburgh	Carlson
Oct. 13	L	Cleveland	Richardson
Oct. 24	L	at Philadelphia	Carlson
Oct. 30	L	at L.A. Raiders	Tolliver
Nov. 6	L	Pittsburgh	Carlson
Nov. 13	L	at Cincinnati	Tolliver
Nov. 21	L	N.Y. Giants	Tolliver
Nov. 27	L	at Cleveland	Tolliver
Dec. 4	L	Arizona	Tolliver
Dec. 11	L	Seattle	Tolliver
Dec. 18	L	at Kansas City	Tolliver
Dec. 24	W	N.Y. Jets	Richardson

Tolliver (0-7), Carlson (1-4), Richardson (1-3)

1993 (12-4)

YEAR-BY-YEAR STARTING QUARTERBACKS

Date	W-L	Opponent	Starter
Sept. 5	L	at New Orleans	Moon
Sept. 12	W	Kansas City	Moon
Sept. 19	L	at San Diego	Moon
Sept. 26	L	L.A. Rams	Moon
Oct. 11	L	at Buffalo	Moon
Oct. 17	W	at New England	Carlson
Oct. 24	W	Cincinnati	Moon
Nov. 7	W	Seattle	Moon
Nov. 14	W	at Cincinnati	Moon
Nov. 21	W	at Cleveland	Moon
Nov. 28	W	Pittsburgh	Moon
Dec. 5	W	Atlanta	Moon
Dec. 12	W	Cleveland	Moon
Dec. 19	W	at Pittsburgh	Moon
Dec. 25	W	at San Francisco	Moon
Jan. 2	W	N.Y. Jets	Carlson

Divisional

Jan. 16 L (P) Kansas City Moon

Moon (10-4, 0-1), Carlson (2-0)**1992 (10-6)**

Date	W-L	Opponent	Starter
Sept. 6	L	Pittsburgh	Moon
Sept. 13	W	at Indianapolis	Moon
Sept. 20	W	Kansas City	Moon
Sept. 27	W	San Diego	Moon
Oct. 11	W	at Cincinnati	Moon
Oct. 18	L	at Denver	Moon
Oct. 25	W	Cincinnati	Moon
Nov. 1	L	at Pittsburgh	Moon
Nov. 8	L	Cleveland	Moon
Nov. 15	W	at Minnesota	Moon
Nov. 22	L	at Miami	Carlson
Nov. 26	W	at Detroit	Carlson
Dec. 7	W	Chicago	Carlson
Dec. 13	L	Green Bay	Carlson
Dec. 20	W	at Cleveland	Carlson
Dec. 27	W	Buffalo	Carlson

Wild Card

Jan. 3 L (P) at Buffalo Moon

Moon (6-4, 0-1), Carlson (4-2)**1991 (11-5)**

Date	W-L	Opponent	Starter
Sept. 1	W	L.A. Raiders	Moon
Sept. 8	W	at Cincinnati	Moon
Sept. 16	W	Kansas City	Moon
Sept. 22	L	at New England	Moon
Oct. 6	W	Denver	Moon
Oct. 13	W	at N.Y. Jets	Moon
Oct. 20	W	at Miami	Moon
Oct. 27	W	Cincinnati	Moon
Nov. 3	L	at Washington	Moon
Nov. 10	W	Dallas	Moon
Nov. 17	W	Cleveland	Moon
Nov. 24	L	at Pittsburgh	Moon
Dec. 2	L	Philadelphia	Moon
Dec. 8	W	Pittsburgh	Moon
Dec. 15	W	at Cleveland	Moon
Dec. 21	L	at N.Y. Giants	Moon

Wild Card

Dec. 29 W (P) N.Y. Jets Moon

Divisional

Jan. 4 L (P) at Denver Moon

Moon (11-5, 1-1)**1990 (9-7)**

Date	W-L	Opponent	Starter
Sept. 9	L	at Atlanta	Moon
Sept. 16	L	at Pittsburgh	Moon

Sept. 23	W	Indianapolis	Moon
Sept. 30	W	at San Diego	Moon
Oct. 7	L	San Francisco	Moon
Oct. 14	W	Cincinnati	Moon
Oct. 21	W	New Orleans	Moon
Oct. 28	L	N.Y. Jets	Moon
Nov. 4	L	at L.A. Rams	Moon
Nov. 18	W	at Cleveland	Moon
Nov. 25	W	Buffalo	Moon
Dec. 2	L	at Seattle	Moon
Dec. 9	W	Cleveland	Moon
Dec. 16	W	at Kansas City	Moon
Dec. 23	L	at Cincinnati	Moon
Dec. 30	W	Pittsburgh	Carlson

Wild Card

Jan. 6 L (P) at Cincinnati Carlson

Moon (8-7), Carlson (1-0, 0-1)**1989 (9-7)**

Date	W-L	Opponent	Starter
Sept. 10	L	at Minnesota	Moon
Sept. 17	W	at San Diego	Moon
Sept. 24	L	Buffalo	Moon
Oct. 1	W	Miami	Moon
Oct. 8	L	at New England	Moon
Oct. 15	W	at Chicago	Moon
Oct. 22	W	Pittsburgh	Moon
Oct. 29	L	at Cleveland	Moon
Nov. 5	W	Detroit	Moon
Nov. 13	W	Cincinnati	Moon
Nov. 19	W	L.A. Raiders	Moon
Nov. 26	L	at Kansas City	Moon
Dec. 3	W	at Pittsburgh	Moon
Dec. 10	W	Tampa Bay	Moon
Dec. 17	L	at Cincinnati	Moon
Dec. 23	L	Cleveland	Moon

Wild Card

Dec. 31 L (P) Pittsburgh Moon

Moon (9-7, 0-1)**1988 (10-6)**

Date	W-L	Opponent	Starter
Sept. 4	W	at Indianapolis	Moon
Sept. 11	W	L.A. Raiders	Carlson
Sept. 18	L	at N.Y. Jets	Carlson
Sept. 25	W	New England	Carlson
Oct. 2	L	at Philadelphia	Carlson
Oct. 9	W	Kansas City	Carlson
Oct. 16	W	at Pittsburgh	Moon
Oct. 23	L	at Cincinnati	Moon
Oct. 30	W	Washington	Moon
Nov. 7	W	Cleveland	Moon
Nov. 13	L	at Seattle	Moon
Nov. 20	W	Phoenix	Moon
Nov. 24	W	at Dallas	Moon
Dec. 4	L	Pittsburgh	Moon
Dec. 11	W	Cincinnati	Moon
Dec. 18	L	at Cleveland	Moon

Wild Card

Dec. 24 W (P) at Cleveland Moon

Divisional

Jan. 1 L (P) at Buffalo Moon

Moon (7-4, 1-1), Carlson (3-2)**1987 (9-6)**

Date	W-L	Opponent	Starter
Sept. 13	W	L.A. Rams	Moon
Sept. 20	L	at Buffalo	Moon
Oct. 4	W	at Denver	Pease

Oct. 11	W	at Cleveland	Pease
Oct. 18	L	New England	Pease
Oct. 25	W	Atlanta	Moon
Nov. 1	W	at Cincinnati	Moon
Nov. 8	L	at San Francisco	Moon
Nov. 15	W	at Pittsburgh	Moon
Nov. 22	L	Cleveland	Moon
Nov. 29	L	at Indianapolis	Moon
Dec. 6	W	San Diego	Moon
Dec. 13	L	at New Orleans	Moon
Dec. 20	W	Pittsburgh	Moon
Dec. 27	W	Cincinnati	Moon

Wild Card

Jan. 3 W (P) Seattle Moon

Divisional

Jan. 10 L (P) at Denver Moon

Moon (7-5, 1-1), Pease (2-1)**1986 (5-11)**

Date	W-L	Opponent	Starter
Sept. 7	W	at Green Bay	Moon
Sept. 14	L	Cleveland	Moon
Sept. 21	L	at Kansas City	Moon
Sept. 28	L	Pittsburgh	Moon
Oct. 5	L	at Detroit	Moon
Oct. 12	L	Chicago	Moon
Oct. 19	L	at Cincinnati	Moon
Oct. 26	L	L.A. Raiders	Moon
Nov. 2	L	at Miami	Moon
Nov. 9	W	Cincinnati	Moon
Nov. 16	L	at Pittsburgh	Moon
Nov. 23	W	Indianapolis	Moon
Nov. 30	L	at Cleveland	Moon
Dec. 7	L	at San Diego	Luck
Dec. 14	W	Minnesota	Moon
Dec. 21	W	Buffalo	Moon

Moon (5-10), Luck (0-1)**1985 (5-11)**

Date	W-L	Opponent	Starter
Sept. 8	W	Miami	Moon
Sept. 15	L	at Washington	Moon
Sept. 22	L	at Pittsburgh	Moon
Sept. 29	L	Dallas	Moon
Oct. 6	L	at Denver	Moon
Oct. 13	L	Cleveland	Moon
Oct. 20	W	Cincinnati	Moon
Oct. 27	W	at St. Louis	Moon
Nov. 3	W	Kansas City	Moon
Nov. 10	L	at Buffalo	Moon
Nov. 17	L	Pittsburgh	Moon
Nov. 24	W	San Diego	Luck
Dec. 1	L	at Cincinnati	Luck
Dec. 8	L	N.Y. Giants	Moon
Dec. 15	L	at Cleveland	Moon
Dec. 22	L	at Indianapolis	Moon

Moon (4-10), Luck (1-1)**1984 (3-13)**

Date	W-L	Opponent	Starter
Sept. 2	L	L.A. Raiders	Moon
Sept. 9	L	Indianapolis	Moon
Sept. 16	L	at San Diego	Moon
Sept. 23	L	at Atlanta	Moon
Sept. 30	L	New Orleans	Moon
Oct. 7	L	at Cincinnati	Moon
Oct. 14	L	at Miami	Moon
Oct. 21	L	San Francisco	Moon
Oct. 28	L	Cincinnati	Moon

YEAR-BY-YEAR STARTING QUARTERBACKS

Nov. 4	L	at Pittsburgh	Moon
Nov. 11	W	at Kansas City	Moon
Nov. 18	W	N.Y. Jets	Moon
Nov. 25	L	at Cleveland	Moon
Dec. 2	W	Pittsburgh	Moon
Dec. 9	L	at L.A. Rams	Moon
Dec. 16	L	Cleveland	Moon

Moon (3-13)**1983 (2-14)**

Date	W-L	Opponent	Starter
Sept. 4	L	Green Bay	Manning
Sept. 11	L	at L.A. Raiders	Manning
Sept. 18	L	Pittsburgh	Manning
Sept. 25	L	at Buffalo	Nielsen
Oct. 2	L	at Pittsburgh	Nielsen
Oct. 9	L	Denver	Nielsen
Oct. 16	L	at Minnesota	Nielsen
Oct. 23	L	Kansas City	Nielsen
Oct. 30	L	at Cleveland	Nielsen
Nov. 6	L	Cincinnati	Nielsen
Nov. 13	W	Detroit	Luck
Nov. 20	L	at Cincinnati	Luck
Nov. 27	L	at Tampa Bay	Luck
Dec. 4	L	Miami	Luck
Dec. 11	W	Cleveland	Luck
Dec. 18	L	at Baltimore	Luck

Nielsen (0-7), Luck (2-4), Manning (0-3)**1982 (1-8)**

Date	W-L	Opponent	Starter
Sept. 12	L	at Cincinnati	Nielsen
Sept. 19	W	Seattle	Nielsen
Nov. 21	L	Pittsburgh	Nielsen
Nov. 28	L	at New England	Manning
Dec. 5	L	at N.Y. Giants	Manning
Dec. 13	L	Dallas	Manning
Dec. 19	L	at Philadelphia	Manning
Dec. 26	L	Cleveland	Manning
Jan. 2	L	Cincinnati	Nielsen

Nielsen (1-3), Manning (0-5)**1981 (7-9)**

Date	W-L	Opponent	Starter
Sept. 6	W	at L.A. Rams	Stabler
Sept. 13	W	at Cleveland	Stabler
Sept. 20	L	Miami	Stabler
Sept. 27	L	at N.Y. Jets	Stabler
Oct. 4	W	Cincinnati	Stabler
Oct. 11	W	Seattle	Stabler
Oct. 18	L	at New England	Stabler
Oct. 26	L	at Pittsburgh	Stabler
Nov. 1	L	at Cincinnati	Stabler
Nov. 8	W	Oakland	Reaves
Nov. 15	L	at Kansas City	Reaves
Nov. 22	L	New Orleans	Stabler
Nov. 29	L	Atlanta	Stabler
Dec. 3	W	Cleveland	Stabler
Dec. 13	L	at San Francisco	Nielsen
Dec. 20	W	Pittsburgh	Nielsen

Stabler (5-7), Reaves (1-1), Nielsen (1-1)**1980 (11-5)**

Date	W-L	Opponent	Starter
Sept. 7	L	at Pittsburgh	Stabler
Sept. 15	W	at Cleveland	Stabler
Sept. 21	W	Baltimore	Stabler
Sept. 28	W	at Cincinnati	Stabler
Oct. 5	L	Seattle	Stabler
Oct. 12	L	at Kansas City	Stabler
Oct. 19	W	Tampa Bay	Stabler

Oct. 26	W	Cincinnati	Stabler
Nov. 2	W	at Denver	Stabler
Nov. 10	W	New England	Stabler
Nov. 16	W	at Chicago	Stabler
Nov. 23	L	at N.Y. Jets	Stabler
Nov. 30	L	Cleveland	Stabler
Dec. 4	W	Pittsburgh	Stabler
Dec. 14	W	at Green Bay	Stabler
Dec. 21	W	Minnesota	Stabler

Wild Card

Dec. 28	L (P)	at Oakland	Stabler
---------	-------	------------	---------

Stabler (11-5, 0-1)**1979 (11-5)**

Date	W-L	Opponent	Starter
Sept. 2	W	at Washington	Pastorini
Sept. 9	L	at Pittsburgh	Pastorini
Sept. 16	W	Kansas City	Nielsen
Sept. 23	W	at Cincinnati	Pastorini
Sept. 30	W	Cleveland	Pastorini
Oct. 7	L	St. Louis	Pastorini
Oct. 14	W	at Baltimore	Pastorini
Oct. 21	L	at Seattle	Pastorini
Oct. 28	W	N.Y. Jets	Pastorini
Nov. 5	W	at Miami	Pastorini
Nov. 11	W	Oakland	Pastorini
Nov. 18	W	Cincinnati	Pastorini
Nov. 22	W	at Dallas	Pastorini
Dec. 2	L	at Cleveland	Pastorini
Dec. 10	W	Pittsburgh	Pastorini
Dec. 16	L	Philadelphia	Pastorini

Wild Card

Dec. 23	W (P)	Denver	Pastorini
---------	-------	--------	-----------

Divisional

Dec. 29	W (P)	at San Diego	Nielsen
---------	-------	--------------	---------

AFC Championship

Jan. 6	L (P)	at Pittsburgh	Pastorini
--------	-------	---------------	-----------

Pastorini (10-5, 1-1), Nielsen (1-0, 1-0)**1978 (10-6)**

Date	W-L	Opponent	Starter
Sept. 3	L	at Atlanta	Pastorini
Sept. 10	W	at Kansas City	Pastorini
Sept. 17	W	San Francisco	Pastorini
Sept. 24	L	L.A. Rams	Pastorini
Oct. 1	W	at Cleveland	Pastorini
Oct. 8	L	at Oakland	Pastorini
Oct. 15	W	Buffalo	Pastorini
Oct. 23	W	at Pittsburgh	Pastorini
Oct. 29	L	at Cincinnati	Pastorini
Nov. 5	W	Cleveland	Pastorini
Nov. 12	W	at New England	Pastorini
Nov. 20	W	Miami	Pastorini
Nov. 26	W	Cincinnati	Pastorini
Dec. 3	L	Pittsburgh	Pastorini
Dec. 10	W	at New Orleans	Pastorini
Dec. 17	L	San Diego	Pastorini

Wild Card

Dec. 24	W (P)	at Miami	Pastorini
---------	-------	----------	-----------

Divisional

Dec. 31	W (P)	at New England	Pastorini
---------	-------	----------------	-----------

AFC Championship

Jan. 7	L (P)	at Pittsburgh	Pastorini
--------	-------	---------------	-----------

Pastorini (10-6, 2-1)**1977 (8-6)**

Date	W-L	Opponent	Starter
Sept. 18	W	N.Y. Jets	Pastorini
Sept. 25	W	at Green Bay	Pastorini
Oct. 2	L	at Miami	Pastorini
Oct. 9	W	Pittsburgh	Pastorini
Oct. 16	L	Cleveland	Hadl

Oct. 23	L	at Pittsburgh	Pastorini
Oct. 30	L	at Cincinnati	Hadl
Nov. 6	W	Chicago	Pastorini
Nov. 13	L	at Oakland	Pastorini
Nov. 20	W	at Seattle	Pastorini
Nov. 27	W	Kansas City	Pastorini
Dec. 4	L	Denver	Pastorini
Dec. 11	W	at Cleveland	Pastorini
Dec. 18	W	Cincinnati	Pastorini

Pastorini (8-4), Hadl (0-2)**1976 (5-9)**

Date	W-L	Opponent	Starter
Sept. 12	W	Tampa Bay	Pastorini
Sept. 19	W	at Buffalo	Pastorini
Sept. 26	L	Oakland	Pastorini
Oct. 3	W	at New Orleans	Pastorini
Oct. 10	W	Denver	Pastorini
Oct. 17	L	at San Diego	Pastorini
Oct. 24	L	Cincinnati	Pastorini
Nov. 1	L	at Baltimore	Pastorini
Nov. 7	L	Cleveland	Pastorini
Nov. 14	L	at Cincinnati	Hadl
Nov. 21	L	at Pittsburgh	Hadl
Nov. 28	W	Atlanta	Hadl
Dec. 5	L	at Cleveland	Hadl
Dec. 11	L	Pittsburgh	Pastorini

Pastorini (4-6), Hadl (1-3)**1975 (10-4)**

Date	W-L	Opponent	Starter
Sept. 21	W	at New England	Pastorini
Sept. 28	W	San Diego	Pastorini
Oct. 5	L	Cincinnati	Pastorini
Oct. 12	W	at Cleveland	Pastorini
Oct. 19	W	Washington	Pastorini
Oct. 26	W	Detroit	Pastorini
Nov. 2	W	at Kansas City	Pastorini
Nov. 9	L	at Pittsburgh	Pastorini
Nov. 16	W	Miami	Pastorini
Nov. 24	L	Pittsburgh	Pastorini
Nov. 30	L	at Cincinnati	Pastorini
Dec. 7	W	at San Francisco	Pastorini
Dec. 14	W	at Oakland	Pastorini
Dec. 21	W	Cleveland	Pastorini

Pastorini (10-4)**1974 (7-7)**

Date	W-L	Opponent	Starter
Sept. 15	W	San Diego	Dickey
Sept. 22	L	at Cleveland	Dickey
Sept. 29	L	Kansas City	Dickey
Oct. 6	L	Pittsburgh	Dickey
Oct. 13	L	at Minnesota	Pastorini
Oct. 20	L	St. Louis	Pastorini
Oct. 27	W	at Cincinnati	Pastorini
Nov. 3	W	at N.Y. Jets	Pastorini
Nov. 10	W	at Buffalo	Pastorini
Nov. 17	W	Cincinnati	Pastorini
Nov. 24	L	Dallas	Pastorini
Dec. 1	W	at Pittsburgh	Pastorini
Dec. 8	L	at Denver	Pastorini
Dec. 15	W	Cleveland	Pastorini

Pastorini (6-4), Dickey (1-3)**1973 (1-13)**

Date	W-L	Opponent	Starter
Sept. 16	L	at N.Y. Giants	Pastorini
Sept. 23	L	at Cincinnati	Pastorini
Sept. 30	L	Pittsburgh	Pastorini
Oct. 7	L	L.A. Rams	Pastorini

YEAR-BY-YEAR STARTING QUARTERBACKS

Oct. 14	L	Denver	Pastorini
Oct. 21	L	at Cleveland	Pastorini
Oct. 28	L	at Chicago	Pastorini
Nov. 4	W	at Baltimore	Dickey
Nov. 11	L	Cleveland	Dickey
Nov. 18	L	at Kansas City	Dickey
Nov. 25	L	New England	Dickey
Dec. 2	L	Oakland	Pastorini
Dec. 9	L	at Pittsburgh	Pastorini
Dec. 16	L	Cincinnati	Pastorini

Pastorini (0-10), Dickey (1-3)

1972 (1-13)

Date	W-L	Opponent	Starter
Sept. 17	L	at Denver	Pastorini
Sept. 24	L	at Miami	Pastorini
Oct. 1	W	N.Y. Jets	Pastorini
Oct. 9	L	Oakland	Pastorini
Oct. 15	L	at Pittsburgh	Pastorini
Oct. 22	L	Cleveland	Pastorini
Oct. 29	L	at Cincinnati	Pastorini
Nov. 5	L	at Cleveland	Pastorini
Nov. 12	L	Philadelphia	Pastorini
Nov. 19	L	Green Bay	Pastorini
Nov. 26	L	at San Diego	Pastorini
Dec. 3	L	at Atlanta	Nix
Dec. 10	L	Pittsburgh	Pastorini
Dec. 17	L	Cincinnati	Nix

Pastorini (1-11), Nix (0-2)

1971 (4-9-1)

Date	W-L	Opponent	Starter
Sept. 19	L	at Cleveland	Johnson
Sept. 26	L	Kansas City	Johnson
Oct. 3	T	New Orleans	Dickey
Oct. 10	L	at Washington	Johnson
Oct. 17	L	Detroit	Pastorini
Oct. 24	L	at Pittsburgh	Pastorini
Oct. 31	W	Cincinnati	Pastorini
Nov. 7	L	at New England	Pastorini
Nov. 14	L	at Oakland	Dickey
Nov. 21	L	at Cincinnati	Pastorini
Nov. 28	L	Cleveland	Johnson
Dec. 5	W	Pittsburgh	Pastorini
Dec. 12	W	at Buffalo	Pastorini
Dec. 19	W	San Diego	Pastorini

Johnson (0-4), Pastorini (4-4), Dickey (0-1-1)

1970 (3-10-1)

Date	W-L	Opponent	Starter
Sept. 20	W	at Pittsburgh	Johnson
Sept. 27	L	Miami	Johnson
Oct. 4	W	at Cincinnati	Johnson
Oct. 11	L	Baltimore	Johnson
Oct. 18	L	Pittsburgh	Johnson
Oct. 25	T	at San Diego	Rhyme
Nov. 1	L	at St. Louis	Rhyme
Nov. 8	L	at Kansas City	Johnson
Nov. 15	L	San Francisco	Johnson
Nov. 22	L	at Cleveland	Johnson
Nov. 29	W	Denver	Johnson
Dec. 7	L	Cleveland	Johnson
Dec. 13	L	Cincinnati	Rhyme
Dec. 20	L	at Dallas	Rhyme

Johnson (3-7), Rhyme (0-3-1)

1969 (6-6-2)

Date	W-L	Opponent	Starter
Sept. 14	L	at Oakland	Beathard
Sept. 21	W	at Buffalo	Beathard
Sept. 28	W	Miami	Beathard

Oct. 5	W	Buffalo	Beathard
Oct. 12	L	at Kansas City	Beathard
Oct. 20	L	at N.Y. Jets	Beathard
Oct. 26	W	Denver	Beathard
Nov. 2	L	at Boston	Beathard
Nov. 9	T	Cincinnati	Trull
Nov. 16	T	at Denver	Trull
Nov. 23	W	at Miami	Beathard
Nov. 27	L	San Diego	Beathard
Dec. 6	L	N.Y. Jets	Trull
Dec. 14	W	Boston	Beathard

Playoff

Dec. 21	L (P)	at Oakland	Beathard
---------	-------	------------	----------

Beathard (6-5, 0-1), Trull (0-1-2)

1968 (7-7)

Date	W-L	Opponent	Starter
Sept. 9	L	Kansas City	Beathard
Sept. 14	W	at Miami	Beathard
Sept. 21	L	at San Diego	Beathard
Sept. 29	L	Oakland	Beathard
Oct. 6	L	Miami	Davis
Oct. 13	W	at Boston	Davis
Oct. 20	L	N.Y. Jets	Davis
Oct. 27	W	at Buffalo	Trull
Nov. 3	W	at Cincinnati	Trull
Nov. 10	L	at N.Y. Jets	Trull
Nov. 17	W	Denver	Beathard
Nov. 28	L	at Kansas City	Beathard
Dec. 7	W	Buffalo	Beathard
Dec. 15	W	Boston	Trull

Beathard (3-4), Trull (3-1), Davis (1-2)

1967 (9-4-1)

Date	W-L	Opponent	Starter
Sept. 9	L	Kansas City	Lee
Sept. 17	W	at Buffalo	Lee
Sept. 24	L	at San Diego	Lee
Oct. 1	W	Denver	Davis
Oct. 15	T	at N.Y. Jets	Davis
Oct. 22	W	at Kansas City	Beathard
Oct. 29	W	Buffalo	Beathard
Nov. 5	L	at Boston	Beathard
Nov. 12	W	at Denver	Beathard
Nov. 26	W	Boston	Beathard
Dec. 3	W	Miami	Beathard
Dec. 10	L	Oakland	Beathard
Dec. 16	W	San Diego	Beathard
Dec. 23	W	at Miami	Beathard

AFL Championship

Dec. 31	L (P)	at Oakland	Beathard
---------	-------	------------	----------

Beathard (7-2, 0-1), Lee (1-2), Davis (1-0-1)

1966 (3-11)

Date	W-L	Opponent	Starter
Sept. 3	W	Denver	Blanda
Sept. 10	W	Oakland	Blanda
Sept. 18	L	at N.Y. Jets	Blanda
Sept. 25	L	at Buffalo	Blanda
Oct. 2	L	at Denver	Blanda
Oct. 16	W	N.Y. Jets	Blanda
Oct. 23	L	Miami	Blanda
Oct. 30	L	at Kansas City	Blanda
Nov. 6	L	at Oakland	Trull
Nov. 13	L	at Boston	Trull
Nov. 20	L	Buffalo	Trull
Dec. 4	L	San Diego	Trull
Dec. 11	L	Boston	Humphrey
Dec. 18	L	at Miami	Trull

Blanda (3-5), Trull (0-5), Humphrey (0-1)

1965 (4-10)

Date	W-L	Opponent	Starter
Sept. 12	W	N.Y. Jets	Blanda
Sept. 19	W	Boston	Blanda
Sept. 26	L	at Oakland	Blanda
Oct. 3	L	at San Diego	Blanda
Oct. 17	L	at Denver	Blanda
Oct. 24	W	Kansas City	Trull
Oct. 31	W	at Buffalo	Trull
Nov. 7	L	Oakland	Blanda
Nov. 14	L	Denver	Blanda
Nov. 21	L	at N.Y. Jets	Blanda
Nov. 28	L	at Kansas City	Blanda
Dec. 5	L	Buffalo	Blanda
Dec. 12	L	San Diego	Trull
Dec. 18	L	at Boston	Blanda

Blanda (2-9), Trull (2-1)

1964 (4-10)

Date	W-L	Opponent	Starter
Sept. 12	L	at San Diego	Blanda
Sept. 19	W	Oakland	Blanda
Sept. 27	W	at Denver	Blanda
Oct. 4	L	at Kansas City	Blanda
Oct. 11	L	Buffalo	Blanda
Oct. 17	L	at N.Y. Jets	Blanda
Oct. 25	L	San Diego	Blanda
Nov. 1	L	at Buffalo	Blanda
Nov. 6	L	at Boston	Blanda
Nov. 15	L	at Oakland	Blanda
Nov. 22	L	Kansas City	Trull
Nov. 29	L	Boston	Blanda
Dec. 13	W	N.Y. Jets	Blanda
Dec. 20	W	Denver	Blanda

Blanda (4-9), Trull (0-1)

1963 (6-8)

Date	W-L	Opponent	Starter
Sept. 7	L	Oakland	Blanda
Sept. 14	W	Denver	Blanda
Sept. 22	L	at N.Y. Jets	Blanda
Sept. 28	W	Buffalo	Blanda
Oct. 6	L	Kansas City	Blanda
Oct. 13	W	Denver	Blanda
Oct. 20	W	Buffalo	Blanda
Oct. 27	W	Kansas City	Blanda
Nov. 1	L	at Boston	Blanda
Nov. 10	W	N.Y. Jets	Blanda
Dec. 1	L	at San Diego	Blanda
Dec. 8	L	Boston	Blanda
Dec. 15	L	San Diego	Lee
Dec. 22	L	at Oakland	Blanda

Blanda (6-7), Lee (0-1)

1962 (11-3)

Date	W-L	Opponent	Starter
Sept. 9	W	at Buffalo	Blanda
Sept. 16	L	at Boston	Blanda
Sept. 23	W	at San Diego	Blanda
Oct. 7	W	Buffalo	Blanda
Oct. 14	W	N.Y. Titans	Blanda
Oct. 21	L	at Denver	Blanda
Oct. 28	L	Dallas	Blanda
Nov. 4	W	at Dallas	Blanda
Nov. 11	W	at Oakland	Blanda
Nov. 18	W	Boston	Blanda
Nov. 25	W	San Diego	Blanda
Dec. 2	W	Denver	Blanda
Dec. 9	W	Oakland	Blanda

YEAR-BY-YEAR STARTING QUARTERBACKS

Dec. 15	W	at N.Y. Titans	Blanda
AFL Championship			
Dec. 23	L (P)	Dallas	Blanda
Blanda (11-3, 0-1)			

1961 (10-3-1)

Date	W-L	Opponent	Starter
Sept. 9	W	Oakland	Blanda
Sept. 24	L	at San Diego	Blanda
Oct. 1	L	at Dallas	Blanda
Oct. 8	L	Buffalo	Lee
Oct. 13	T	at Boston	Lee
Oct. 22	W	Dallas	Lee
Oct. 29	W	at Buffalo	Blanda
Nov. 5	W	at Denver	Blanda
Nov. 12	W	Boston	Blanda
Nov. 19	W	N.Y. Titans	Blanda
Nov. 26	W	Denver	Blanda
Dec. 3	W	San Diego	Blanda
Dec. 10	W	at N.Y. Titans	Blanda
Dec. 17	W	at Oakland	Blanda
AFL Championship			
Dec. 24	W (P)	at San Diego	Blanda
Blanda (9-2, 1-0), Lee (1-1-1)			

Date	W-L	Opponent	Starter
1960 (10-4)			
Sept. 11	W	at Oakland	Blanda
Sept. 18	W	L.A. Chargers	Blanda
Sept. 25	L	Oakland	Blanda
Oct. 9	W	N.Y. Titans	Blanda
Oct. 16	W	Dallas	Blanda
Oct. 23	W	at N.Y. Titans	Blanda
Oct. 30	L	at Buffalo	Blanda
Nov. 6	W	at Denver	Blanda
Nov. 13	L	at L.A. Chargers	Blanda
Nov. 20	W	Denver	Lee
Nov. 25	W	at Boston	Lee
Dec. 4	L	at Dallas	Lee
Dec. 11	W	Buffalo	Blanda
Dec. 18	W	Boston	Blanda
AFL Championship			
Jan. 1	W (P)	L.A. Chargers	Blanda
Blanda (8-3, 1-0), Lee (2-1)			

ALL-TIME ALL-PRO SELECTIONS

AFL ALL-PRO

1960	George Blanda, QB (Honorable Mention, UPI) Billy Cannon, RB (Second Team, UPI, OF) Mike Dukes, LB (First Team, UPI) Don Floyd, DE (Honorable Mention, UPI) Bill Groman, E (First Team, UPI, OF) Charlie Hennigan, RB (Honorable Mention, UPI) Al Jamison, T (First Team, AP, Second Team OF) Mark Johnston, S (First Team, AP, Second Team, UPI, OF) Rich Michael, T (First Team, UPI, OF) Dennit Morris, LB (Second Team OF, Honorable Mention, UPI) Jim Norton, S (Honorable Mention, UPI) Hugh Pitts, LB (Honorable Mention, UPI) Dave Smith, (First Team, AP, UPI, OF) Julian Spence, CB (First Team, UPI) Orville Trask, DT (Second Team, UPI, OF) Fred Wallner, T (Honorable Mention, UPI)
1961	Tony Banfield, CB (First Team, AP, UPI, OF, SN, Second Team, NY) George Blanda, QB (First Team, AP, UPI, OF, SN, NY) Billy Cannon, HB (First Team, AP, UPI, OF, SN, NY) Don Floyd, DE (First Team, OF) Bill Groman, E (First Team, AP, SN, Second Team, UPI, NY) Charlie Hennigan, E (First Team, AP, UPI, OF, SN, NY) Ed Husmann, DT (Second Team, UPI, NY) Al Jamison, T (First Team, AP, UPI, OF, SN, NY) Mark Johnston, S (First Team, NY) Jim Norton, S (Second Team, UPI, NY) Bob Schmidt, C (Second Team, OF) Bob Talamini, G (Second Team, OF, UPI) Charley Tolar, FB (Second Team, UPI, OF)
1962	Tony Banfield, CB, (First Team, AP, UPI, OF) George Blanda, QB (Second Team, AP, UPI) Doug Cline, OLB (Second Team, AP UPI) Don Floyd, DE (First Team, AP, UPI, OF) Charlie Hennigan, E (First Team, AP, UPI, OF) Ed Husmann, DT (First Team AP, UPI) Al Jamison, T (First Team, AP, UPI) Jim Norton, S (First Team, UPI, Second Team, AP) Bob Schmidt, C (Second Team, AP, UPI) Bob Talamini, G (First Team UPI, OF) Charley Tolar, FB (Second Team, AP, UPI)
1963	Tony Banfield, CB (First Team, AP, UPI, OF, PF)

	George Blanda, QB (Second Team, AP, NY) Doug Cline, OLB (Second Team, AP, NY, UPI) Don Floyd, DE (Second Team, NY) Fred Glick, S (First Team, AP, UPI, OF, NEA, NY) Charlie Hennigan, E (Second Team, NEA, NY, Honorable Mention, AP) Ed Husmann, DT (Second Team, UPI) Bobby Jancik, S (Second Team, NY, Honorable Mention, AP, UPI) Rich Michael, T (Honorable Mention, UPI) Bob Schmidt, C (Second Team, UPI, NEA) Bob Talamini, G (First Team, AP, OF, NEA, NY, Second Team, UPI) Hogan Wharton, G (Honorable Mention, AP)
1964	Sonny Bishop, T (Second Team, UPI) Sid Blanks, T (Second Team, UPI) Don Floyd, DE (Second Team, UPI) Fred Glick, S (First Team, OF, Second Team, NEA) Charlie Hennigan, E (First Team, AP, UPI, NEA, OF, NY) Pete Jaquess, CB (Second Team, AP) Bob Talamini, G (First Team, NEA, OF, Second Team, AP, UPI, NY)
1965	Sonny Bishop, G (Second Team, NY) Ode Burrell, RB (Second Team, NY) Willie Frazier, TE (First Team, AP, UPI, OF, NEA, NY) W.K. Hicks, CB (Second Team, AP, UPI, NY) Bob Talamini, G (First Team, AP, UPI, OF, NY)
1966	Johnny Baker, OLB (Second Team, NEA) George Blanda, K (Second Team, NY) Walter Suggs, T (Second Team, UPI, NEA) Bob Talamini, G (First Team, OF, Second Team, UPI, NEA, NY)
1967	Miller Farr, CB (First Team, AP, UPI, NEA, SN, FN, NY, DE) Hoyle Granger, RB (Second Team, AP, UPI, NEA) Pat Holmes, DE (First Team, AP, UPI, NEA, FN, DE, Second Team, SN, NY) Bobby Maples, C (Second Team, AP, UPI, NY) Jim Norton, S (First Team, FN, DE, Second Team, AP, UPI, NY) Walter Suggs, T (First Team, SN, FN, Second Team, AP, UPI, NEA) Bob Talamini, G (First Team, AP, UPI, NEA, SN, FN, DE) George Webster, OL (First Team, AP, UPI, NEA, SN, FN, NY, DE)
1968	Miller Farr, CB (First Team, PF, AP, UPI, NEA, SN, FN, NY, FW) Hoyle Granger, RB (Second Team, FN) Ken Houston, S (Second Team, SN, NEA) Alvin Reed, TE (First Team, SN, FN, NY, Second Team, AP, UPI) Walter Suggs, T (First Team, SN, Second Team, AP, UPI, NEA, FN) George Webster, OLB (First Team, PF, WA, AP, UPI, NEA, SN, FN)

NY, FW)
1969 Elvin Bethea, DE (Second Team, UPI)
 Sonny Bishop, G (Second Team, SN, Honorable Mention, UPI)
 Garland Boyette, MLB (Honorable Mention, UPI)
 Miller Farr, CB (First Team, SN, Second Team, AP, UPI, NEA, NY, SI)
 Hoyle Granger, RB (Second Team, SI, Honorable Mention, UPI, PF)
 Ken Houston, S (First Team, NY, SI, Second Team, AP, UPI, SN, FN)
 Alvin Reed, TE (First Team, SN, Second Team, AP, UPI, NEA, NY, SI, PF)
 Tom Regner, G (Honorable Mention, UPI)
 George Webster, OLB (First Team, WA, AP, UPI, NEA, SN, NY, SI, PF, Second Team, HF, NEA)
 Walter Suggs, T (Second Team, AP, UPI, NEA, NY)

NFL ALL-PRO

1970 Ken Houston, S (Second Team, NEA)
1971 Ken Houston, S (First Team, DZ, TP, FW, Second Team, WA, NEA, FN)
1972 Ken Houston, S (Second Team, WA, NEA)
1973 Elvin Bethea, DE (Second Team, NEA)
1975 Elvin Bethea, DE (First Team, FN, CP, Second Team, AP, NEA)
 Robert Brazile, OLB (First Team, DZ)
 Curley Culp, DT (First Team, AP, WA, NEA, NY, FW)
 Billy Johnson, KR (First Team, FW, Second Team, FN)
1976 Robert Brazile, OLB (First Team, WA, FN, NY, Second Team, AP)
1977 Robert Brazile, OLB (First Team, NEA, Second Team, AP)
 Ken Burrough, WR (Second Team, AP, NEA)
 Curley Culp, DT (Second Team, NEA)
 Billy Johnson, KR (First Team, AP, WA, TP, NY, FX, CP, RS, FW)
1978 Elvin Bethea, DE (Second Team, NEA)
 Robert Brazile, OLB (First Team, AP, WA, NEA, CP, FW)
 Earl Campbell, RB (First Team, AP, WA, NEA, CP, DZ, NY, FX, FW)
 Curley Culp, DT (Second Team, AP, NEA)
1979 Elvin Bethea, DE (Second Team, AP)
 Robert Brazile, OLB (First Team, AP, FW, NEA, WA)
 Earl Campbell, RB (First Team, AP, SN, FW, NEA, WA)
 Curly Culp, DT (Second Team, AP)
 Toni Fritsch, PK (First Team, AP, WA, NEA, DZ)
 Leon Gray, T (First Team, AP, WA, NEA, CP, FW)
 Vernon Perry, S (First Team, DZ)
 Mike Reinfeldt, S (First Team, AP, WA, NEA, CP, NY, FX, FW)
1980 Gregg Bingham, ILB (First Team, FX)
 Robert Brazile, OLB (First Team, WA, NEA, SN, CP, FD, FX, FW, Second Team, AP)
 Earl Campbell, RB (First Team, AP, WA, NEA, SN, CP, FD, DZ, NY, FX, FW)
 Leon Gray, T (First Team, AP, WA, SN, FD, FW, Second Team, NEA)
 Bob Young, G (First Team, FD)
1981 Gregg Bingham, ILB (Honorable Mention, DH)
 Robert Brazile, OLB (Second Team, AP, DH)
 Earl Campbell, RB (First Team, CP, Second Team, DH)
 Dave Casper, TE (Honorable Mention, DH)
 Vernon Perry, S (First Team, CP, Honorable Mention, DH)
1982 Earl Campbell, RB (Honorable Mention, DH)
 Dave Casper, TE (Honorable Mention, OA)
1983 Earl Campbell, RB (Honorable Mention, DH)
 Mike Munchak, G (Second Team, NEA)
1984 Mike Munchak, G (Second Team, NEA, DH)
1985 Bo Eason, S (Second Team, NEA)
 Bruce Matthews, T (Honorable Mention, DH)
 Mike Munchak, T (First Team, FD, Second Team, AP, NEA, DH)
1986 Bruce Matthews, T (Third Team, GN)
1987 Keith Bostic, S (First Team, NEA, FD, FI, Second Team, AP, DH)
 Ray Childress, DE (Honorable Mention, DH)
 Ernest Givins, WR (Honorable Mention, DH)
 Warren Moon, QB (Honorable Mention, DH)
 Mike Munchak, G (First Team, AP, WA, NEA, SN, FO, FD, TP, DH)
 Mike Rozier, RB (Honorable Mention, DH)
1988 Patrick Allen, CB (Honorable Mention, AP)
 Keith Bostic, S (Honorable Mention, AP)
 Ray Childress, DE (Second Team, AP, NEA, CP, FD, Honorable

LEGEND

AP - Associated Press
CP - College & Pro Football Newsweekly
DMN - Dallas Morning News
DB - Dick Butkus Football Network
DE - Detroit News
DH - Don Heinrich (Pro Football Scouts)
DP - Diet Pepsi Rookie of the Year
DZ - Paul Zimmerman (N.Y. Post, 1969 -78; Sports Ill., 1979-present)
FD - Football Digest
FI - NFL Films
FN - Football News
FO - Gordon Forbes, USA Today
FW - Pro Football Weekly
FX - Larry Fox, N.Y. Daily News
GN - Gannett News Service
HF - Pro Football Hall of Fame
JT - Joe Theismann
NA - The National
NBC - NBC Sports.com
NEA - Newspaper Enterprise Association
NY - New York Daily News
OA - Bob Oates, L.A. Times
OF - Official AFL Team
PF - Pro Football Digest
PK - Peter King, Sports Illust.
RS - Pamela Robbins Scott
SI - Sports Illustrated
SN - The Sporting News
TP - Topps All-Pro Team
UPI - United Press International
USA - USA Today
WA - Pro Football Writers of America

Mention, DH)
 Jeff Donaldson, S (Second Team, CP, Honorable Mention, AP, DH)
 Drew Hill, WR (First Team, DH, Honorable Mention, AP)
 Bruce Matthews, G (First Team, AP, WA, SN, FD, FO, DZ, DH, FW, Second Team, NEA, CP)
 Warren Moon, QB (Honorable Mention, DH)
 Mike Munchak, G (First Team, WA, NEA, FO, FW, Second Team, AP)
1989 Ray Childress, DE (Second Team, AP, Honorable Mention, DH)
 Bruce Matthews, G (First Team, AP, SN, DZ, FD, FI, FW, Second Team, NEA, CP)
 Greg Montgomery, P (First Team, NEA, Honorable Mention, DH)
 Warren Moon, QB (Honorable Mention, DH)
 Mike Munchak, G (First Team, NEA, FO, Second Team, AP)
 Eugene Seale, ST (First Team, FW)
1990 Ray Childress, DE (First Team, WA, CP, FO, DZ, SN, DH, Second Team, AP, NEA, NA, Honorable Mention, PK)
 Ernest Givins, WR (Second Team, AP, Honorable Mention, DH, PK)
 Drew Hill, WR (Honorable Mention, AP, DH)
 Haywood Jeffires, WR (Second Team, CP, NA, Honorable Mention, DH)
 Richard Johnson, CB (Second Team, CP, Honorable Mention, AP)
 Terry Kinard, S (Honorable Mention, AP)
 Bruce Matthews, G (First Team, AP, WA, NEA, CP, FO, SN, FI, DH, FW, Second Team, PK)
 Bubba McDowell, S (Honorable Mention, AP, DH)

ALL-TIME ALL-PRO SELECTIONS

- Greg Montgomery, P (Honorable Mention, AP, DH)
Warren Moon, QB (First Team, SN, FI, Second Team, AP, DH, Honorable Mention, FD, PK)
Mike Munchak, G (Second Team, AP, DH)
- 1991** Ray Childress, DT (First Team, NEA, CP, FO, FD, FI, DH, Honorable Mention, AP)
Cris Dishman, CB (First Team, AP, FO, FD, FI, DH, FW, Second Team, CP)
William Fuller, DE (Honorable Mention, AP, DH)
Haywood Jeffires, WR (First Team, AP, WA, FD, FI, Second Team, NEA, CP, DH)
Bruce Matthews, C (First Team, NEA, FD, FI, FW, Second Team, AP, CP)
Bubba McDowell, S (Second Team, AP, CP, DH)
Warren Moon, QB (Honorable Mention, AP, DH)
Mike Munchak, G (First Team, AP, WA, FW, CP, FD, Second Team, NEA, Honorable Mention, DH)
Bo Orlando, S (Honorable Mention, AP)
Al Smith, MLB (First Team, WA, FW, Second Team, CP, DH, Honorable Mention, AP)
- 1992** Ray Childress, DT (First Team, AP, WA, NEA, CP, FO, DZ, FI, JT)
Cris Dishman, S (Honorable Mention, AP)
William Fuller, DE (Honorable Mention, AP, JT)
Ernest Givins, WR (Honorable Mention, JT)
Haywood Jeffires, WR (Honorable Mention, AP, JT)
Bruce Matthews, C (First Team, AP, WA, NEA, SN, FD, JT, Second Team, CP)
Bubba McDowell, S (First Team, JT, Honorable Mention, AP)
Greg Montgomery, P (Honorable Mention, AP, JT)
Mike Munchak, G (Second Team, AP, CP, JT)
Al Smith, MLB (First Team, AP, FD, Second Team, NEA, CP, FO, Honorable Mention, JT)
Lorenzo White, RB (Honorable Mention, AP, JT)
- 1993** Ray Childress, DT (First Team, FO, Second Team, AP, CP, FD, Honorable Mention, JT)
Al Del Greco, K (Second Team, FD, Honorable Mention, AP)
Cris Dishman, CB (Honorable Mention, AP, JT)
Sean Jones, DE (Honorable Mention, AP, JT)
Bruce Matthews, C (First Team, WA, SN, CP, FD, FI, Second Team, AP)
Greg Montgomery, P (First Team, AP, WA, SN, CP, FD, FI, Honorable Mention, JT)
Warren Moon, QB (Honorable Mention, AP, JT)
Mike Munchak, G (First Team, FD, FI, Second Team, AP, CP)
Bo Orlando, S (Honorable Mention, AP)
Marcus Robertson, S (First Team, AP, SN, JT, Second Team, CP)
Webster Slaughter, WR (Honorable Mention, AP)
Al Smith, MLB (Honorable Mention, AP)
- 1994** Rich Camarillo, P (Honorable Mention, AP)
Bruce Matthews, C (Honorable Mention, AP)
- 1995** Michael Barrow, MLB (First Team, DZ)
Blaine Bishop, S (First Team, DZ, Second Team, FD, Honorable Mention, AP)
Darryll Lewis, CB (First Team, FD, TJ, Honorable Mention, AP)
Bruce Matthews, G (Second Team, BM, Honorable Mention, AP)
Mark Stepnoski, C (Honorable Mention, AP)
- 1996** Blaine Bishop, S (Honorable Mention, AP)
Al Del Greco, K (Honorable Mention, AP)
Cris Dishman, CB (Honorable Mention, AP)
Mel Gray, KR (Honorable Mention, AP)
Bruce Matthews, G, (First Team, DB, Second Team, AP, FD)
John Henry Mills, ST (Second Team, FI)
Mark Stepnoski, C (Second Team, AP, FD)
- 1997** Blaine Bishop, S (Honorable Mention, AP)
Brad Hopkins, T (First Team, DZ, Honorable Mention, AP)
Bruce Matthews, G (Honorable Mention, AP)
Marcus Robertson, S (First Team, DZ, Honorable Mention, AP)
- 1998** Craig Hentrich, P (First Team, AP, WA, CP, SN, FD, USA)
Bruce Matthews, G (First Team, AP, WA, SN, USA, Second Team, FD)
Frank Wycheck, TE (First Team, DZ, Second Team, CP, FD)
- 1999** Eddie George, RB (Second Team, AP, CP, FD)
Jevon Kearse, DE (First Team, AP, DZ, CP, SN, FD, FW, WA)
Bruce Matthews, G (First Team, AP, FD, FW, WA)
Jon Runyan, T (Second Team, AP, FD)
- 2000** Blaine Bishop, S (First Team, FD, Second Team, AP)
Keith Bulluck, ST (Second Team, FD)
Eddie George, RB (First Team, AP, CP, FD, FW, WA)
Jevon Kearse, DE (First Team, FO)
Derrick Mason, KR (First Team, AP, CP, DZ, FO, FW, SN, WA, Second Team, FD)
Bruce Matthews, G (First Team, AP, FW, SN, FD, WA)
Samari Rolle, CB (First Team, AP, CP, FD, FW, SN, WA)
- 2001** Frank Wycheck, TE (Second Team, AP)
- 2002** Keith Bulluck, LB (Second Team, AP)
- 2003** Keith Bulluck, LB (First Team, AP, DZ, FW, WA, PK)
Steve McNair, QB (Second Team, AP, FD, First Team, DZ)
Craig Hentrich, P (First Team, PD)
- 2004** Keith Bulluck, LB (First Team, DZ)
- 2007** Albert Haynesworth, DT (First Team, AP, DZ, FW, WA)
Rob Bironas, K (First Team, AP, SN, SI)
- 2008** Albert Haynesworth, DT (First Team, AP, SN, SI, NBC, DMN)
Cortland Finnegan, CB (First Team, AP, SN, SI, NBC, DMN)
Kevin Mawae, C (First Team, AP, NBC)
Michael Roos, OT (First Team, AP, SN, SI, DMN)
David Stewart, OT (Second Team, AP)
- 2009** Tony Brown, DT (SI)
Chris Johnson, RB (First Team, AP, SN, SI, FW/WA)
Michael Roos, OT (First Team, DMN, Second Team, AP)
- 2010** Michael Griffin, S (Second Team, AP)
- 2011** Michael Roos, OT (First Team, SN)
- 2013** Jurrell Casey, DT (Second Team, AP)
Alterraun Verner, CB (First Team, SI, Second Team, AP)
- 2016** Jack Conklin, T (First Team, AP)
- 2017** Kevin Byard, S (First Team, AP, WA)
Brett Kern, P (First Team, SN, Second Team, AP)
Taylor Lewan, T (First Team, SN)
- 2018** Kevin Byard, S (Second Team, WA)
- 2019** Derrick Henry, RB (First Team, WA, Second Team, AP)
Derrick Henry, Flex (Second Team, AP)
Brett Kern, P (First Team, AP, WA, SN)
- 2020** Derrick Henry, RB (First Team, AP, WA, SN)
- 2021** Kevin Byard, S (First Team, AP, WA, SN)
Jeffery Simmons, DT (Second Team, AP)
- 2022** Derrick Henry, RB (First Team, SN)
Jeffery Simmons, DT (First Team, SN, Second Team, AP)
Ryan Stonehouse (First Team, SN, Second Team, AP)

ALL-AFC

- 1970** Elvin Bethea, DE (Honorable Mention, UPI)
Glen Ray Hines, T (Honorable Mention, UPI)
Ken Houston, S (First Team, FW, Second Team, UPI)
Jerry LeVias, WR (Honorable Mention, UPI)
Zeke Moore, CB (Honorable Mention, UPI)
Ron Pritchard, OLB (Second Team, UPI)
Alvin Reed, TE (First Team, UPI, FW)
Walter Suggs, T (Honorable Mention, UPI)
- 1971** Elvin Bethea, DE (First Team, FW, Second Team, UPI)
Ken Houston, S (First Team, UPI, SN, FW)
Ron Pritchard, OLB (Second Team, UPI)
- 1972** Elvin Bethea, DE (First Team, SN, Second Team, UPI)
Ken Houston, S (Second Team, UPI)
Guy Murdock, C (All-Rookie)
Mike Tilleman, DT (Honorable Mention, UPI)
- 1973** Gregg Bingham, LB (All-Rookie)
Elvin Bethea, DE (Second Team, UPI)
John Matuszak, DT (All-Rookie)
- 1974** Elvin Bethea, DE (First Team, FW, TP, Second Team, UPI)
Gregg Bingham, MLB (Honorable Mention, UPI)
Ken Burrough, WR (Honorable Mention, UPI)
- 1975** Elvin Bethea, DE (First Team, NY)
Robert Brazile, OLB (Second Team, UPI, All-Rookie)
Curley Culp, DT (First Team, AP, UPI, SN, FW, NY, TP)

ALL-TIME ALL-PRO SELECTIONS

- Billy Johnson, KR (First Team, FW, TP)
- 1976** Elvin Bethea, DE (Honorable Mention, UPI)
Robert Brazile, OLB (First Team, UPI, SN, FW, NY, TP, PB)
Curley Culp, DT (First Team, SN, FW, TP, PB, Second Team, UPI)
- 1977** Elvin Bethea, DE (Honorable Mention, UPI)
Robert Brazile, OLB (Second Team, UPI)
Ken Burrough, WR (Second Team, UPI)
Rob Carpenter, RB (All-Rookie)
Curley Culp, DT (First Team, FW, Honorable Mention, UPI)
Bill Currier, DB (All-Rookie)
Billy Johnson, KR (First Team, FW, NY)
George Reihner, G (All-Rookie)
- 1978** Elvin Bethea, DE (First Team, UPI, FW, NY, FX)
Robert Brazile, OLB (First Team, UPI, SN, FW, FX, TP)
Earl Campbell, RB (First Team, UPI, SN, FW, NY, FX, TP, All-Rookie)
Curley Culp, DT (Second Team, UPI)
Greg Sampson, T (Second Team, UPI)
- 1979** Jesse Baker, DE (All-Rookie)
Robert Brazile, OLB (First, UPI, SN, FW)
Earl Campbell, RB (First Team, UPI, SN, FW, NY, FX, TP)
Curley Culp, DT (Second Team, UPI)
Toni Fritsch, PK (First Team, UPI, SN, FW, NY, FX, TP)
Leon Gray, T (First Team, UPI, SN, FW)
Carl Mauck, C (Second Team, UPI)
Vernon Perry, S (All-Rookie)
Mike Reinfeldt, S (First Team, UPI, SN, FW, NY, FX, TP)
- 1980** Gregg Bingham, ILB (First Team, FX)
Robert Brazile, OLB (First Team, UPI, FW, NY, FX, TP, PB)
Earl Campbell, RB (First Team, UPI, FW, NY, FX, TP, PB)
Leon Gray, T (First Team, UPI, FW, TP)
Carl Mauck, C (First Team, FX, Honorable Mention, UPI)
Vernon Perry, S (Second Team, UPI)
Mike Reinfeldt, S (Second Team, UPI)
Carl Roaches, KR (All-Rookie)
Greg Stemrick, CB (Second Team, UPI)
- 1981** Robert Brazile, OLB (First Team, TP, Second Team, UPI)
Earl Campbell, RB (First Team, FX, NY, Second Team, UPI)
Leon Gray, T (Second Team, UPI)
Vernon Perry, S (First Team, FX)
Carl Roaches, KR (First Team, FW, TP)
- 1982** Robert Brazile, OLB (First Team, UPI)
- 1983** Steve Brown, CB (All-Rookie)
Bruce Matthews, T (All-Rookie)
Harvey Salem, T (All-Rookie)
Tim Smith, WR (First Team, FW)
Brian Sochia, DT (All-Rookie)
- 1984** Warren Moon (All-Rookie)
Mike Munchak, G (First Team, FW, Second Team, UPI)
Dean Steinkuhler, T (All-Rookie)
- 1985** Ray Childress, DE (All-Rookie, WA)
Mike Munchak, G (First Team, FN, Second Team, FN, UPI)
- 1986** Ray Childress, DE (First Team, FN)
Ernest Givins, WR (All-Rookie, FW, WA)
- 1987** Keith Bostic, S (First Team, UPI, FW)
Mike Munchak, G (First Team, UPI, FW, FN)
Mike Rozier, RB (Second Team, UPI)
- 1988** Ray Childress, DE (First Team, UPI, FW)
Drew Hill, WR (Second Team, UPI)
Bruce Matthews, G (First Team, UPI, FW, FN)
Warren Moon, QB (Second Team, UPI)
Mike Munchak, G (First Team, FW, Second Team, UPI)
Eugene Seale, ST (First Team, FW)
- 1989** Ray Childress, DE (Second Team, UPI)
John Grimsley, ILB (Second Team, UPI)
Bruce Matthews, G (First Team, UPI, FW, FN)
Bubba McDowell, CB (All-Rookie, FW, WA)
Greg Montgomery, P (First Team, UPI, FW)
Warren Moon, QB (First Team, UPI, FN)
Mike Munchak, G (First Team, UPI, FW)
Tony Zendejas, K (Second Team, UPI)
- 1990** Ray Childress, DT (First Team, FN, Second Team, UPI)
- Ernest Givins, WR (First Team, UPI)
Drew Hill, WR (First Team, FN, Second Team, UPI)
Bruce Matthews, G (First Team, UPI, FW, FN)
Warren Moon, QB (First Team, UPI, FW, FN)
Mike Munchak, G (First Team, FN, Second Team, UPI)
- 1991** Ray Childress, DT (First Team, UPI, FW)
Cris Dishman, CB (First Team, UPI, FW, FN)
John Flannery, G/C (All-Rookie, FW, WA)
William Fuller, DE (First Team, UPI, FW, FN)
Haywood Jeffires, WR (First Team, UPI, FW, FN)
Bruce Matthews, C (First Team, FW)
Mike Munchak, G (First Team, UPI, FW, FN)
Al Smith, (First Team, UPI, FW, FN)
- 1992** Ray Childress, DT (First Team, FW)
Haywood Jeffires, WR (First Team, UPI, FW, FN)
Bruce Matthews, C (First Team, UPI, FW, FN)
Greg Montgomery, P (First Team, UPI)
Mike Munchak, G (First Team, UPI, FW, FN)
Eddie Robinson, LB (All-Rookie, FW, WA)
Al Smith, MLB (First Team, FW, FN)
- 1993** Ray Childress, DT (First Team, UPI, FW, FN)
Brad Hopkins, T (All-Rookie, FW, WA)
Bruce Matthews, C (First Team, UPI, FW, FN)
Greg Montgomery, P (First Team, UPI, FW, FN)
Mike Munchak, G (First Team, UPI, FW, FN)
- 1995** Blaine Bishop, S (First Team, UPI, FW, FN)
Darryll Lewis, CB (First Team, FN, Second Team, UPI)
Bruce Matthews, G (First Team, UPI, FW, FN)
Marcus Robertson, S (First Team, UPI, FW, FN)
Chris Sanders, WR (All-Rookie, FW, WA)
Gary Walker, DT (All-Rookie, FW, WA)
- 1996** Blaine Bishop, S (Second Team, UPI)
Al Del Greco, K (Second Team, UPI)
Eddie George, RB (Second Team, UPI, All-Rookie, FW, WA)
Bruce Matthews, G (First Team, UPI, FW, FN)
John Henry Mills, ST (First Team, FW)
Mark Stepnoski, C (Second Team, UPI)
- 1997** Kenny Holmes, DE (All-Rookie, FW, WA)
Bruce Matthews, G (First Team, FW, FN)
- 1998** Craig Hentrich, P (First Team, FW, FN)
Kevin Long, C (All-Rookie, FW, WA)
Bruce Matthews, G (First Team, FW, FN)
- 1999** Eddie George, RB (First Team, FW)
Jevon Kearse, DE (First Team, FW, FN, All-Rookie, FW, WA)
Bruce Matthews, G (First Team, FW, FN)
John Thornton, DT (All-Rookie, FW, WA)
- 2000** Blaine Bishop, S (First Team, FN)
Eddie George, RB (First Team, FN, FW)
Brad Hopkins, T (First Team, FW)
Derrick Mason, KR (First Team, FN, FW), PR (First Team, FW)
Bruce Matthews, G (First Team, FN, FW)
Samar Rolle, CB (First Team, FW, FN)
- 2002** Jeff Fisher (Coach of the Year, FD)
Steve McNair, QB (First Team, SI) (3rd in MVP voting, AP)
Carlos Hall, DE (All-Rookie, FW, WA)
Keith Bulluck, LB (First Team, FW, FD) (Second Team All-Pro, AP)
Lance Schulters, S (First Team, FW)
Kevin Carter, DE (Second Team, FD)
- 2003** Keith Bulluck, LB (First Team, FW)
Craig Hentrich, P (First Team, FW)
- 2004** Jacob Bell, G (All-Rookie, FW, WA)
- 2005** Pacman Jones, CB/PR/KR (All-Rookie, CP, FW, WA)
- 2006** Vince Young, QB (All-Rookie, PF, WA)
- 2007** Kevin Mawae, C (First Team, PK)
- 2008** Cortland Finnegan, CB (First Team, WA)
Chris Johnson, RB (First Team, WA, All-Rookie, FW, WA, SN)
Kevin Mawae, C (First Team, WA)
- 2009** Chris Johnson, RB (First Team, WA)
- 2010** Marc Mariani, PR/KR (All-Rookie, FW, WA, SN)
- 2013** Jurrell Casey, DT (First Team, WA)
- 2016** DeMarco Murray, RB (First Team, WA)
- 2017** Kevin Byard, S (First Team, WA)

ALL-TIME ALL-PRO SELECTIONS

- Brett Kern, P (First Team, WA)
2018 Derrick Henry, RB (First Team, WA)
 Brett Kern, P (First Team, WA)
 Taylor Lewan, T (First Team, WA)
2019 Derrick Henry, RB (First Team, WA)
 Brett Kern, P (First Team, WA)
2020 Derrick Henry, RB (First Team, WA)
2021 Kevin Byard, S (First Team, WA)

ALL-TIME HONORS

(Number of individual Pro Bowls selected in parenthesis)

AFL ALL-STARS

- 1961** Tony Banfield, CB (1)
 George Blanda, QB (1)
 Billy Cannon, HB (1)
 Don Floyd, DE (1)
 Charlie Hennigan, E (1)
 Ed Husmann, DT (1)
 Al Jamison, T (1)
 Mark Johnston, S (1)
 Bob McLeod, E (1)
 Dennit Morris, LB (1)
 Bob Schmidt, C (1)
 Charley Tolar, FB (1)
1962 Tony Banfield, CB (2)
 George Blanda, QB (2)
 Willard Dewveall, E (1)
 Don Floyd, DE (2)
 Fred Glick, S (1)
 Charlie Hennigan, E (2)
 Ed Husmann, DT (2)
 Al Jamison, T (2)
 Rich Michael, T (1)
 Jim Norton, S (1)
 Bob Schmidt, C (2)
 Bob Talamini, G (1)
 Charley Tolar, FB (2)
1963 Tony Banfield, CB (3)
 George Blanda, QB (3)
 Fred Glick, S (2)
 Charlie Hennigan, E (3)
 Ed Husmann, DT (3)
 Rich Michael, T (2)
 Jim Norton, S (2)
 Bob Schmidt, C (3)
 Bob Talamini, G (2)
1964 Sid Blanks, RB (1)
 Don Floyd, DE (3)
 Fred Glick, S (3)
 Charlie Hennigan, E (4)
 Pete Jaquess, CB (1)
 Bob Talamini, G (3)
1965 Ode Burrell, RB (2)
 Willie Frazier, TE (1)
 Charlie Hennigan, E (5)
 Bob Talamini, G (4)
1966 Charles Frazier, E (1)
 W.K. Hicks, CB (1)
 Bob Talamini, G (5)
1967 Woody Campbell, RB (1)
 Miller Farr, CB (1)
 Hoyle Granger, RB (1)
 Pat Holmes, DE (1)
 Jim Norton, S (3)
 Walter Suggs, T (1)
 Bob Talamini, G (6)

- 1968** George Webster, LB (1)
 Sonny Bishop, G (1)
 Garland Boyette, MLB (1)
 Miller Farr, CB (2)
 Hoyle Granger, RB (2)
 Glen Ray Hines, T (1)
 Pat Holmes, DE (2)
 Bobby Maples, C (1)
 Alvin Reed, TE (1)
 Walter Suggs, T (2)
 George Webster, LB (2)
1969 Jim Beirne, WR (1)
 Elvin Bethea, DE (1)
 Garland Boyette, MLB (2)
 Miller Farr, CB (3)
 Glen Ray Hines, T (2)
 Ken Houston, S (2)
 Jerry LeVias, WR (1)
 Zeke Moore, CB (1)
 Alvin Reed, TE (2)
 George Webster, LB (3)

AFC PRO BOWL

- 1970** Ken Houston, S (3)
 Zeke Moore, CB (2)
1971 Elvin Bethea, DE (2)
 Ken Houston, S (4)
1972 Elvin Bethea, DE (3)
 Ken Houston, S (5)
1973 Elvin Bethea, DE (4)
1974 Elvin Bethea, DE (5)
1975 Elvin Bethea, DE (6)
 Ken Burrough, WR (1)
 Curley Culp, DT (1)
 Billy Johnson, RB (1)
 Dan Pastorini, QB (1)
1976 Robert Brazile, OLB (1)
 Curley Culp, DT (2)
1977 Robert Brazile, OLB (2)
 Ken Burrough, WR (2)
 Curley Culp, DT (3)
 Billy Johnson, KR (2)
1978 Elvin Bethea, DE (7)
 Robert Brazile, OLB (3)
 Earl Campbell, RB (1)
 Curley Culp, DT (4)
1979 Elvin Bethea, DE (8)
 Robert Brazile, OLB (4)
 Earl Campbell, RB (2)
 Toni Fritsch, K (1)
 Leon Gray, T (1)
 Mike Reinfeldt, S (1)
1980 Robert Brazile, OLB (5)
 Dave Casper, TE (1)
 Earl Campbell, RB (3)
 Greg Stenrick, CB (1)
1981 Robert Brazile, OLB (6)
 Earl Campbell, RB (4)
 Leon Gray, T (2)
 Carl Roaches, KR (1)
1982 Robert Brazile, OLB (7)
1983 Earl Campbell, RB (5)
1984 Mike Munchak, G (1)
1985 Mike Munchak, G (2)
1987 Keith Bostic, S (1)
 Mike Munchak, G (3)
 Mike Rozier, RB (1)
1988 Keith Bostic, S (2)
 Ray Childress, DE (1)
 John Grimsley, ILB (1)
 Drew Hill, WR (1)
 Bruce Matthews, G (1)
 Warren Moon, QB (1)
 Mike Munchak, G (4)
 Mike Rozier, RB (2)
1989 Bruce Matthews, G (2)
 Warren Moon, QB (2)
 Mike Munchak, G (5)
1990 Ray Childress, DT (2)
 Ernest Givins, WR (1)
 Drew Hill, WR (2)
 Bruce Matthews, G (3)
 Warren Moon, QB (3)
 Mike Munchak, G (6)
1991 Ray Childress, DT (3)
 Cris Dishman, CB (1)
 William Fuller, DE (1)
 Haywood Jeffires, WR (1)
 Bruce Matthews, C (4)
 Warren Moon, QB (4)
 Mike Munchak, G (7)
 Al Smith, MLB (1)
1992 Ray Childress, DT (4)
 Curtis Duncan, WR (1)
 Ernest Givins, WR (2)
 Haywood Jeffires, WR (2)
 Bruce Matthews, C (5)
 Warren Moon, QB (5)
 Mike Munchak, G (8)
 Al Smith, MLB (2)
 Lorenzo White, RB (1)
 Ray Childress, DT (5)
 Haywood Jeffires, WR (3)
 Sean Jones, DE (1)
 Bruce Matthews, C (6)
 Greg Montgomery, P (1)
 Warren Moon, QB (6)
 Mike Munchak, G (9)
 Webster Slaughter, WR (2,1)
1994 Bruce Matthews, C (7)
1995 Blaine Bishop, S (1)
 Darryll Lewis, CB (1)
 Bruce Matthews, C (8)
 Mark Stepanoski, C (4, 1)
1996 Blaine Bishop, S (2)
 Bruce Matthews, G (9)
 John Henry Mills, ST (1)

ALL-TIME HONORS

1997 Mark Stepnoski, C (5, 2)
Blaine Bishop, S (3)
Eddie George, RB (1)
Bruce Matthews, G (10)
1998 Eddie George, RB (2)
Craig Hentrich, P (1)
Bruce Matthews, G (11)
Frank Wycheck, TE (1)
1999 Eddie George, RB (3)
Jevon Kearse, DE (1)
Frank Wycheck, TE (2)
Bruce Matthews, G (12)
2000 Blaine Bishop, S (4)
Eddie George, RB (4)
Brad Hopkins, T (1)
Jevon Kearse, DE (2)
Derrick Mason, KR (1)
Bruce Matthews, G (13)
Steve McNair, QB (1)
Samar Rolle, CB (1)
Frank Wycheck, TE (3)
2001 Bruce Matthews, G (14)
Jevon Kearse, DE (3)
2002 Kevin Carter, DE (2, 1)
2003 Steve McNair, QB (2)
Keith Bulluck, LB (1)
Brad Hopkins, OT (2)
Craig Hentrich, P (2)
Derrick Mason, WR (2)
2005 Steve McNair, QB (3)
Kyle Vanden Bosch, DE (1)
2006 Vince Young, QB (1)
2007 Rob Bironas, K (1)
Albert Haynesworth, DT (1)
Kyle Vanden Bosch, DE (2)
2008 Cortland Finnegan, CB (1)
Albert Haynesworth, DT (2)
Kevin Mawae, C (7, 1)
Chris Hope, S (1)
Chris Johnson, RB (1)
Michael Roos, OT (1)
Kerry Collins, QB (2, 1)
Michael Griffin, S (1)
2009 Chris Johnson, RB (2)
Kevin Mawae, C (8, 2)
Kyle Vanden Bosch, DE (3)
Vince Young, QB (2)
2010 Jason Babin, DE (1)
Michael Griffin, S (2)
Chris Johnson, RB (3)
Marc Mariani, KR/PR (1)
2013 Alterraun Verner, CB (1)
2015 Jurrell Casey, DT (1)
Delanie Walker, TE (1)
2016 DT Jurrell Casey (2)
T Taylor Lewan (1)
RB DeMarco Murray (3, 1)
OLB Brian Orakpo (4, 1)
TE Delanie Walker (2)
2017 S Kevin Byard (1)
DT Jurrell Casey (3)
P Brett Kern (1)
T Taylor Lewan (2)
ST Brynden Trawick (1)
TE Delanie Walker (3)
2018 DT Jurrell Casey (4)
P Brett Kern (2)
T Taylor Lewan (3)
2019 DT Jurrell Casey (5)
RB Derrick Henry (1)
P Brett Kern (3)
QB Ryan Tannehill (1)

2020 WR A.J. Brown (1)
RB Derrick Henry (2)
2021 S Kevin Byard (2)
OLB Harold Landry III (1)
G Rodger Saffold III (1)
DT Jeffery Simmons (1)
2022 RB Derrick Henry (3)
C Ben Jones (1)
DT Jeffery Simmons (2)
LS Morgan Cox (4, 1)

ASSOCIATED PRESS NFL MVP

1979 Earl Campbell, RB
2003 Steve McNair, QB

ASSOCIATED PRESS COMEBACK PLAYER OF THE YEAR

2019 Ryan Tannehill, QB

ASSOCIATED PRESS COACH OF THE YEAR

2021 Mike Vrabel

PRO FOOTBALL WRITERS ASSOCIATION COACH OF THE YEAR

2021 Mike Vrabel

BERT BELL TROPHY

(NFL Most Valuable Player presented by Philadelphia Maxwell Club)

1979 Earl Campbell, RB

BERT BELL ROOKIE OF YEAR

(NFL Rookie Most Valuable Player presented by Philadelphia Maxwell Club)

1996 Eddie George, RB

AFL PLAYER OF YEAR

1961 George Blanda, QB (UPI, SN)
1967 George Blanda, QB (SN)

AFL DEFENSIVE ROOKIE OF YEAR

1967 George Webster, LB (SN)

NFL PLAYER OF THE YEAR

1978 Earl Campbell, RB (NEA, WA, FD, NY)
1979 Earl Campbell, RB (NEA, WA)
1980 Earl Campbell, RB (NEA, NY, CP)
2003 Steve McNair, QB (DZ)

NFL OFFENSIVE PLAYER OF YEAR

1978 Earl Campbell, RB (AP)
1979 Earl Campbell, RB (AP, FW)
1980 Earl Campbell, RB (AP)
1990 Warren Moon, QB (AP)
2009 Chris Johnson, RB (AP)
2020 Derrick Henry, RB (AP)

NFL DEFENSIVE PLAYER OF YEAR

1975 Curley Culp, DT (NEA)
1979 Jesse Baker, DT (FW)

NFL ROOKIE OF YEAR

1978 Earl Campbell, RB (AP)
1979 Jesse Baker, DT (FW)
1996 Eddie George, RB (SN, FW, SI)
2006 Vince Young, QB (SI, DP)

NFL OFFENSIVE ROOKIE OF YEAR

1978 Earl Campbell, RB (FW)
1996 Eddie George, RB (AP, FW, FD, CP)
2006 Vince Young, QB (AP, PF, WA)

NFL DEFENSIVE ROOKIE OF YEAR

1975 Robert Brazile, LB (AP)
1979 Jesse Baker, DT (FW)
1999 Jevon Kearse, DE (AP, FN, FW, CP, FD)

AFC PLAYER OF YEAR

1978 Earl Campbell, RB (SN, NY)
2000 Eddie George, RB (FN)

AFC OFFENSIVE PLAYER OF YEAR

1978 Earl Campbell, RB (UPI, KC)
1990 Warren Moon, QB (UPI)

AFC DEFENSIVE PLAYER OF YEAR

1975 Robert Brazile, LB (SN)
1979 Jesse Baker, DT (FW)
Mike Reinfeldt, S (KC)

DIET PEPSI ROOKIE OF YEAR

2006 Vince Young, QB

ED BLOCK COURAGE AWARD

(nominee from each NFL team for courage in battling injuries)

1984 Bob Hamm
1985 Pat Howell
1986 Dean Steinkuhler
1987 Kent Hill
1988 Alonzo Highsmith
1989 Doug Smith
1990 Mike Munchak
1991 Bubba McDowell
1992 Warren Moon
1993 Curtis Duncan
1994 Marcus Robertson
1995 Barron Wortham
1996 Blaine Bishop
1997 Bruce Matthews
1998 Steve Jackson
1999 Steve McNair
2000 Kenny Holmes
2001 Kevin Dyson
2002 Eddie George
2003 Kevin Carter
2004 Keith Bulluck
2005 Tank Williams
2006 Brandon Jones
2007 David Thornton
2008 Chris Hope
2009 Kevin Mawae
2010 Will Witherspoon
2011 Derrick Morgan
2012 Kenny Britt
2013 David Stewart
2014 Michael Griffin
2015 Craig Stevens
2016 Jason McCourty
2017 Karl Klug
2018 Jack Conklin
2019 Jonnu Smith
2020 Jeffery Simmons
2021 Nick Westbrook-Ikhine
2022 Robert Woods

ALL-TIME HONORS

TITANS MAN OF THE YEAR

(nominee from each NFL team for Walter Payton NFL Man of the Year)

1996	Marcus Robertson
1997	Al Del Greco
1998	Al Del Greco
1999	Chris Sanders
2000	Kenny Holmes
2001	Jason Fisk
2002	Kevin Carter
2003	Kevin Carter
2004	Kevin Carter
2005	Steve McNair
2006	Keith Bulluck
2007	Keith Bulluck
2008	David Thornton
2009	Kyle Vanden Bosch
2010	Cortland Finnegan
2011	Cortland Finnegan
2012	Jared Cook
2013	Delanie Walker
2014	Jason McCourty
2015	Delanie Walker
2016	Jurrell Casey
2017	Wesley Woodyard
2018	Jurrell Casey
2019	Ben Jones
2020	Kevin Byard
2021	Derrick Henry
2022	Derrick Henry

NFL PLAYER OF WEEK

1984	Larry Moriarty, RB, Week 11 (AFC Offensive)
1985	Steve Brown, CB, Week 1 (AFC Defensive) Bo Eason, S, Week 12 (AFC Defensive)
1987	Eugene Seale, LB, Week 4 (AFC Defensive)
1988	Ray Childress, DT, Week 1 (AFC Defensive) Allen Pinkett, RB, Week 4 (AFC Offensive) Drew Hill, WR, Week 9 (AFC Offensive)
1989	Warren Moon, QB, Week 6 (AFC Offensive)
1990	Warren Moon, QB, Week 6 (AFC Offensive) Johnny Meads, LB, Week 7 (AFC Defensive) Warren Moon, QB, Week 11 (AFC Offensive) Lorenzo White, RB, Week 12 (AFC Offensive) Warren Moon, QB, Week 15 (AFC Offensive) Cody Carlson, QB, Week 17 (AFC Offensive)
1991	Lamar Lathon, LB, Week 2 (AFC Defensive) Ernest Givins, WR, Week 6 (AFC Offensive) Haywood Jeffires, WR, Week 7 (AFC Offensive) Warren Moon, QB, Week 12 (AFC Offensive) Ray Childress, DT, Week 15 (AFC Defensive) William Fuller, DE, Week 16 (AFC Defensive)

1992	Cody Carlson, QB, Week 13 (AFC Offensive) Lorenzo White, RB, Week 16 (AFC Offensive) Ray Childress, DT, Week 17 (AFC Defensive)
1993	Marcus Robertson, S, Week 2 (AFC Defensive) Greg Montgomery, P, Week 7 (AFC Special Teams) Warren Moon, QB, Week 8 (AFC Offensive) Gary Brown, RB, Week 11 (AFC Offensive) Marcus Robertson, S, Week 12 (AFC Defensive) William Fuller, DE, Week 13 (AFC Defensive) Steve Jackson, CB, Week 14 (AFC Defensive) Gary Brown, RB, Week 16 (AFC Offensive) Blaine Bishop, S, Week 17 (AFC Defensive) Ray Childress, DT, Week 18 (AFC Defensive)
1995	Chris Chandler, QB, Week 4 (AFC Offensive) John Henry Mills, LB, Week 4 (AFC Special Teams) Cris Dishman, CB, Week 9 (AFC Defensive)
1996	Eddie George, RB, Week 2 (AFC Offensive) Mel Gray, KR, Week 6 (AFC Defensive)
1997	Eddie George, RB, Week 1 (AFC Offensive) M. Robertson, FS, Week 14 (AFC Defensive)
1998	Blaine Bishop, SS, Week 6 (AFC Defensive) Mike Archie, RB, Week 7 (AFC Special Teams) Eddie George, RB, Week 10 (AFC Offensive) Craig Hentrich, P, Week 10 (AFC Special Teams)
1999	Al Del Greco, K, Divisional (AFC Special Teams) Steve McNair, QB, Week 8, 16, AFC Champ. (AFC Offensive) Derrick Mason, WR/KR, Week 12, AFC Champ. (AFC Special Teams) Eddie Robinson, LB, Week 14 (AFC Defensive) Kevin Dyson, Frank Wycheck, Wild Card (AFC Special Teams)
2000	Derrick Mason, KR/PR, Week 4 (AFC Special Teams) Randall Godfrey, LB, Week 8, 17 (AFC Defensive) Samari Rolle, CB, Week 9 (AFC Defensive) Al Del Greco, K, Week 14 (AFC Special Teams) Eddie Robinson, LB, Week 14 (AFC Defensive) Eddie George, RB, Week 16 (AFC Offensive)

2001	(AFC Offensive) Joe Nedney, K, Week 5 (AFC Special Teams) Joe Nedney, K, Week 6 (AFC Special Teams) Steve McNair, QB, Week 8 (AFC Offensive) Derrick Mason, WR, Week 10 (AFC Special Teams) Steve McNair, QB, Week 12 (AFC Offensive)
2002	Carlos Hall, DE, Week 1 (AFC Defensive) Steve McNair, QB, Week 9 (AFC Offensive) Frank Wycheck, TE, Divisional (NFL Offensive)
2003	Craig Hentrich, P, Week 1 (AFC Special Teams) Rocky Boiman, LB, Week 4 (AFC Defensive) Jevon Kearse, DE, Week 7 (AFC Defensive) Justin McCareins, WR, Week 12 (AFC Special Teams) Craig Hentrich, P, Week 16 (AFC Special Teams) Gary Anderson, K, Week 17 (AFC Special Teams) Gary Anderson, K, Wild Card (AFC Special Teams)
2004	Chris Brown, RB, Week 5 (AFC Offensive)
2005	Pacman Jones, CB, Week 14 (AFC Special Teams)
2006	Vince Young, QB, Week 16 (AFC Offensive) Casey Cramer, TE, Week 6 (AFC Special Teams) Rob Bironas, K, Week 13 (AFC Special Teams)
2007	Chris Brown, RB, Week 1 (AFC Offensive) Keith Bulluck, LB, Week 3 (AFC Defensive) Kyle Vanden Bosch, DE, Week 16 (AFC Defensive) Rob Bironas, K, Week 7 (AFC Special Teams) Rob Bironas, K, Week 17 (AFC Special Teams)
2008	Cortland Finnegan, Week 1 (AFC Defensive) Keith Bulluck, LB, Week 2 (AFC Special Teams) Craig Hentrich, P, Week 10 (AFC Special Teams) Chris Hope, S, Week 8 (AFC Defensive)
2009	Chris Johnson, RB, Week 8 (AFC Offensive) Vince Young, QB, Week 12 (AFC Offensive) Keith Bulluck, LB, Week 14 (AFC Defensive)
2010	Chris Johnson, RB, Week 5 (AFC Offensive) Marc Mariani, KR/PR, Week 11 (AFC Special Teams)
2011	Marc Mariani, KR/PR, Week 10 (AFC Special Teams) Chris Johnson, RB, Week 12 (AFC Offensive)

ALL-TIME HONORS

(AFC Offensive)
Colin McCarthy, LB, Week 13
 (AFC Defensive)

2012 **Darius Reynaud, KR/PR, Week 3**
 (AFC Special Teams)
Chris Johnson, RB, Week 7
 (AFC Offensive)
Darius Reynaud, KR/PR, Week 17
 (AFC Special Teams)

2013 **Alterraun Verner, CB, Week 4**
 (AFC Defensive)

2014 **Jurrell Casey, DT, Week 6**
 (AFC Defensive)

2015 **Marcus Mariota, QB, Week 1, 9**
 (AFC Offensive)

2016 **Marcus Mariota, QB, Week 10**
 (AFC Offensive)
Ryan Succop, K, Week 15
 (AFC Special Teams)

2017 **Ryan Succop, K, Week 6**
 (AFC Special Teams)
Kevin Byard, S, Week 7, 17
 (AFC Defensive)

2018 **Dane Cruikshank, S, Week 2**
 (AFC Special Teams)
Marcus Mariota, QB, Week 4
 (AFC Offensive)
Wesley Woodyard, LB, Week 10
 (AFC Defensive)
Derrick Henry, RB, Week 14
 (AFC Offensive)

2019 **Cameron Wake, OLB, Week 1**
 (AFC Defensive)
Ryan Tannehill, QB, Week 14
 (AFC Offensive)
Derrick Henry, RB, Week 17
 (AFC Offensive)

2020 **Stephen Gostkowski, K, Week 3**
 (AFC Special Teams)
Derrick Henry, RB, Week 6, 17
 (AFC Offensive)
Jeffery Simmons, DT, Week 9
 (AFC Defensive)

2021 **Derrick Henry, RB, Week 2**
 (AFC Offensive)
Derrick Henry, RB, Week 6
 (AFC Offensive)
Randy Bullock, K, Week 8
 (AFC Special Teams)
Ryan Tannehill, QB, Week 18
 (AFC Offensive)

2022 **Randy Bullock, K, Week 7**
 (AFC Special Teams)
Derrick Henry, RB, Week 8
 (AFC Offense)
Ryan Stonehouse, P, Week 10
 (AFC Special Teams)

NFL.COM ALL-HEART PLAYER OF WEEK

2000 Eddie George, RB, Week 6
 Bruce Matthews, G, Week 7

NFL PLAYER OF MONTH

1988 **Drew Hill, WR, September**
 (AFC Offensive)

1990 **Warren Moon, QB, November**
 (AFC Offensive)

1991 **Cris Dishman, CB, October**
 (AFC Defensive)

1992 **Lorenzo White, RB, December**

(AFC Offensive)

1993 **Gary Brown, RB, November**
 (AFC Offensive)
Al Del Greco, K, November
 (AFC Special Teams)
Cris Dishman, CB, December
 (AFC Defensive)

1996 **Al Del Greco, K, October**
 (AFC Special Teams)

1998 **Craig Hentrich, P, November**
 (AFC Special Teams)

1999 **Jevon Kearse, DE, December**
 (AFC Defensive)

2000 **Derrick Mason, KR/PR, October**
 (AFC Special Teams)

2002 **Steve McNair, QB, December**
 (AFC Offensive)

2003 **Steve McNair, QB, October**
 (AFC Offensive)

2007 **Rob Bironas, K, October**
 (AFC Special Teams)

2008 **Albert Haynesworth, DT, September**
 (AFC Defensive)

2009 **Chris Johnson, RB, November**
 (AFC Offensive)

2010 **Michael Griffin, S, October**
 (AFC Defensive)

2012 **Darius Reynaud, KR/PR, September**
 (AFC Special Teams)

2016 **Marcus Mariota, QB, November**
 (AFC Offensive)

2017 **Ryan Succop, K, September**
 (AFC Special Teams)

2018 **Derrick Henry, RB, December**
 (AFC Offensive)

2019 **Ryan Tannehill, QB, December**
 (AFC Offensive)

2020 **Stephen Gostkowski, K, September**
 (AFC Special Teams)
Derrick Henry, RB, October
 (AFC Offensive)

2021 **Kevin Byard, S, October**
 (AFC Defensive)

2022 **Derrick Henry, RB, October**
 (AFC Offensive)
Ryan Stonehouse, P, October
 (AFC Special Teams)

FEDEX AIR PLAYER OF WEEK

2003 Steve McNair, QB, Week 6
 2004 Billy Volek, QB, Week 14
 2015 Marcus Mariota, QB, Week 9
 2016 Marcus Mariota, QB, Week 10
 2019 Ryan Tannehill, QB, Week 14
 2020 Ryan Tannehill, QB, Week 6

FEDEX GROUND PLAYER OF WEEK

2004 Chris Brown, RB, Week 5
 2007 Chris Brown, RB, Week 1
 2009 Chris Johnson, RB, Week 8
 Chris Johnson, RB, Week 12
 Chris Johnson, RB, Week 7
 2012 Chris Johnson, RB, Week 9
 2013 Chris Johnson, RB, Week 9
 2016 DeMarco Murray, RB, Week 10
 2018 Derrick Henry, RB, Week 14
 Derrick Henry, RB, Week 15
 Derrick Henry, RB, Week 10
 Derrick Henry, RB, Week 12
 Derrick Henry, RB, Week 13
 Derrick Henry, RB, Week 14
 Derrick Henry, RB, Week 17
 2020 Derrick Henry, RB, Week 6

Derrick Henry, RB, Week 11
 Derrick Henry, RB, Week 12
 Derrick Henry, RB, Week 14
 Derrick Henry, RB, Week 15
 2021 Derrick Henry, RB, Week 2
 Derrick Henry, RB, Week 3
 Derrick Henry, RB, Week 5

FEDEX GROUND PLAYER OF YEAR

2009 Chris Johnson, RB
 2019 Derrick Henry, RB
 2020 Derrick Henry, RB

NFL ROOKIE OF MONTH

1996 Eddie George, RB, Sept.
 1999 Jevon Kearse, DE, Sept., Nov., Dec.
 2008 Chris Johnson, RB, Sept.
 2015 Marcus Mariota, QB, Sept.
 2019 A.J. Brown, WR, Dec.

PEPSI NFL ROOKIE OF THE WEEK

2006 Vince Young, QB, Week 12
 Vince Young, QB, Week 13
 Vince Young, QB, Week 14
 Vince Young, QB, Week 16
 2008 Chris Johnson, RB, Week 7
 Chris Johnson, RB, Week 9
 2011 Colin McCarthy, LB, Week 13
 2015 Marcus Mariota, QB, Week 1
 2019 A.J. Brown, WR, Week 12

AFC OFFENSIVE ROOKIE OF YEAR

1996 Eddie George, RB (PF, FD, CP)
 2006 Vince Young, QB (AP, PF, WA)

AFC DEFENSIVE ROOKIE OF YEAR

1999 Jevon Kearse, DE (AP, PFW, FN, CPFW)

AFL ALL-ROOKIE

1967 George Webster, LB

NFL ALL-ROOKIE

1972 Guy Murdock, C
 1973 Gregg Bingham, LB
 John Matuszak, DT
 1975 Robert Brazile, LB
 1977 Rob Carpenter, RB
 Bill Currier, DB
 George Reihner, G
 1978 Earl Campbell, RB
 1979 Jesse Baker, DT
 Vernon Perry, S
 1980 Carl Roaches, KR
 1983 Steve Brown, CB
 Bruce Matthews, T
 Harvey Salem, T
 Brian Sochia, DT
 Warren Moon, QB
 Dean Steinkuhler, T
 1985 Ray Childress, DT
 1986 Ernest Givins, WR
 1989 Bubba McDowell, S
 1991 John Flannery, C
 1992 Eddie Robinson, LB
 1993 Brad Hopkins, T
 1995 Chris Sanders, WR
 Gary Walker, DT
 1996 Eddie George, RB
 1997 Kenny Holmes, DE

ALL-TIME HONORS

1998	Kevin Long, C
1999	Jevon Kearse, DE John Thornton, DT
2002	Carlos Hall, DE
2004	Jacob Bell, G
2005	Pacman Jones, CB/PR/KR
2006	Vince Young, QB
2008	Chris Johnson, RB
2010	Marc Mariani, PR/KR
2014	Taylor Lewan, T
2016	Jack Conklin, T
2019	A.J. Brown, WR
2022	Chig Okonkwo, TE Ryan Stonehouse, P

PRO BOWL PLAYER OF GAME

1976	Billy Johnson, PR
2017	Delanie Walker, TE (Offensive MVP)

NFL 75th ANNIVERSARY TEAM

Ken Houston, S
Billy Johnson, PR

AFL ALL-TIME TEAM

George Blanda, K (First Team)
Miller Farr, CB (Second Team)
Charlie Hennigan, WR (Second Team)
Bob Talamini, G (Second Team)
George Webster, LB (First Team)

NFL ALL-DECADE TEAM

1970s	Robert Brazile, LB (Second Team) Earl Campbell, RB (Second Team) Ken Houston, S (First Team) Billy Johnson, KR (Second Team)
1980s	Billy Johnson, PR (First Team) Mike Munchak, G (Second Team)
1990s	Mel Gray, PR & KR (Second Team) Bruce Matthews, G (First Team) Mark Stepnoski, C (Second Team)
2000s	Kevin Mawae, C (First Team)

PRO FOOTBALL HALL OF FAME ALL-TIME TEAM

Bruce Matthews, G
George Blanda, K

NFL ALUMNI

1999	Jevon Kearse, DE (Pass Rusher of the Year)
2000	Bruce Matthews, G (Offensive Lineman of the Year)

TEAM CAPTAINS (SINCE 2007)

2007	Vince Young, QB (offense) Kevin Mawae, C (offense) Keith Bulluck, LB (defense) Kyle Vanden Bosch, DE (defense) Craig Hentrich, P (special teams)
2008	Vince Young, QB (offense) Kevin Mawae, C (offense) Keith Bulluck, LB (defense) Kyle Vanden Bosch, DE (defense) Craig Hentrich, P (special teams)
2009	Kerry Collins, QB (offense) Kyle Vanden Bosch, DE (defense) Craig Hentrich, P (special teams) Donnie Nicky, S (special teams)
2010	Vince Young, QB (offense) Ahmard Hall, FB (offense) Stephen Tulloch, LB (defense) Donnie Nicky, S (special teams)
2011	Matt Hasselbeck, QB (offense) Cortland Finnegan, CB (defense) Tim Shaw, LB (special teams)
2012	Jake Locker, QB (offense) Steve Hutchinson, G (offense) Jason McCourty, CB (defense) Colin McCarthy, LB (defense) Tim Shaw, LB (special teams)
2013	Jake Locker, QB (offense) Michael Roos, T (offense) Nate Washington, WR (offense) Jason McCourty, CB (defense) Bernard Pollard, S (defense) Patrick Bailey, LB (special teams)
2014	Jake Locker, QB (offense) Nate Washington, WR (offense) Jurrell Casey, DT (defense) Wesley Woodyard, LB (defense) George Wilson, S (special teams)
2015	Taylor Lewan, T (offense) Delanie Walker, TE (offense) Jurrell Casey, DT (defense) Marcus Mariota, QB (offense)

2016	Dexter McCluster, RB (offense) Jason McCourty, CB (defense) Brian Orakpo, OLB (defense) Wesley Woodyard, LB (special teams) Marcus Mariota, QB (offense) Delanie Walker, TE (offense) Jurrell Casey, DT (defense) Brian Orakpo, OLB (defense) Daimion Stafford, S (special teams) Wesley Woodyard, LB (special teams)
2017	Marcus Mariota, QB (offense) Delanie Walker, TE (offense) Jurrell Casey, DT (defense) Brian Orakpo, OLB (defense) Tim Shaw, Alumni (special teams) Wesley Woodyard, LB (special teams)
2018	Ben Jones, C (offense) Marcus Mariota, QB (offense) Delanie Walker, TE (offense) Jurrell Casey, DT (defense) Wesley Woodyard, LB (defense) Daren Bates, LB (special teams)
2019	Ben Jones, C (offense) Marcus Mariota, QB (offense) Kevin Byard, S (defense) Jurrell Casey, DT (defense) Wesley Woodyard, LB (special teams)
2020	Derrick Henry, RB (offense) Ryan Tannehill, QB (offense) Kevin Byard, S (defense) DaQuan Jones, NT (defense) Brett Kern, P (special teams)
2021	Derrick Henry, RB (offense) Ryan Tannehill, QB (offense) Kevin Byard, S (defense) Jeffery Simmons, DT (defense) Brett Kern, P (special teams)
2022	Derrick Henry, RB (offense) Ryan Tannehill, QB (offense) Ben Jones, C (offense) Kevin Byard, S (defense) Jeffery Simmons, DT (defense)

TITANS/OILERS HALL OF FAME & RING OF HONOR

In recognition of the 40th season of the Houston Oilers/Tennessee Titans organization in 1999, the team's late owner K.S. "Bud" Adams, Jr. created an official team Hall of Fame, featuring players and staff from the past, while creating a special place for Titans stars of the future to be recognized.

On Sept. 7, 2008, the same day Titans owner K.S. "Bud" Adams, Jr. was added to the Titans/Oilers Hall of Fame, he unveiled the Ring of Honor at Nissan Stadium during the team's season opener. The Ring of Honor would feature the same players inducted into the team Hall of Fame. The initial members of the Ring of Honor included Adams, Elvin Bethea, George Blanda, Earl Campbell, Mike Holovak, Ken Houston, Mike Munchak, Jim Norton, Warren Moon and Bruce Matthews.

Through 2022, 17 individuals were named to the franchise's Hall of Fame and Ring of Honor. Most recently, the franchise added former head coaches Bum Phillips and Jeff Fisher and former general manager Floyd Reese to the Hall of Fame in 2021.

NAME	POSITION	YEARS WITH FRANCHISE	INDUCTED
K.S. "Bud" Adams, Jr.	Team Owner/Founder	1959-2013	Sept. 7, 2008
Elvin Bethea	Defensive End	1968-83	Dec. 9, 1999
George Blanda	Quarterback/Kicker	1960-66	Dec. 9, 1999
Robert Brazile	Linebacker	1975-84	Oct. 14, 2018
Earl Campbell	Running Back	1978-84	Dec. 9, 1999
Jeff Fisher	Head Coach	1994-2010	Nov. 21, 2021
Eddie George	Running Back	1996-2003	Oct. 27, 2008
Mike Holovak	General Manager	1981-99	Dec. 9, 1999
Ken Houston	Safety	1967-72	Dec. 9, 1999
Bruce Matthews	Offensive Lineman	1983-2002	Dec. 8, 2002
Steve McNair	Quarterback	1995-2005	Oct. 27, 2008
Warren Moon	Quarterback	1984-93	Oct. 1, 2006
Mike Munchak	Guard	1982-93	Dec. 9, 1999
Jim Norton	Safety/Punter	1960-68	Dec. 9, 1999
O.A. "Bum" Phillips	Head Coach	1975-80	Sept. 26, 2021
Floyd Reese	General Manager	1986-2006	Nov. 21, 2021
Frank Wycheck	Tight End	1995-2003	Oct. 27, 2008



Eddie George, Steve McNair and Frank Wycheck were inducted into the team's Hall of Fame and Ring of Honor during the 2008 season.

FRANCHISE PRO FOOTBALL HALL OF FAMERS

GEORGE BLANDA

QUARTERBACK/KICKER • 6'2" • 215 lbs • COLLEGE: KENTUCKY
NFL SEASONS: 26 • YEARS WITH OILERS: 7 (1960-66)
HOMETOWN: YOUNGWOOD, PA. • BORN: SEPT. 27, 1927
GAMES PLAYED: 340 • HALL OF FAME INDUCTION: 1981

George Blanda, who came out of retirement with the emergence of the American Football League in 1960, was the offensive catalyst for the explosive Oiler squads of the early 1960s. He played quarterback and handled the placekicking chores in Columbia blue for seven of his NFL-record 26 seasons in the league. Blanda was the team's leading passer and scorer in each of those seven seasons and still owns franchise records for most extra points (299), most touchdown passes in a season (36) and most touchdown passes in a game (7). He is also third in points scored with 596. The 36 scoring tosses stood as an NFL record for an astounding 23 years. Blanda's NFL career records included most games (340), most points (2,002) and most extra points (943). He also passed for 236 touchdowns. Blanda captained the Oilers to two consecutive AFL titles in 1960 and 1961, earning AFL Player of the Year honors in 1961. Blanda's career was divided into three distinct parts, 10 years with the Chicago Bears, seven seasons with the Houston Oilers and nine years with the Oakland Raiders. In 1970, he became the oldest quarterback to play in a title game. He was just a month shy of his 49th birthday when he retired before the 1976 season. Blanda passed away at age 83 on Sept. 27, 2010.

KEN HOUSTON

SAFETY • 6'3" • 197 lbs • COLLEGE: PRAIRIE VIEW A&M
NFL SEASONS: 14 • YEARS WITH OILERS: 6 (1967-72)
HOMETOWN: LUFKIN, TEXAS • BORN: NOV. 12, 1944
GAMES PLAYED: 196 • HALL OF FAME INDUCTION: 1986

Considered one of the best safeties in football history, Ken Houston picked off 49 passes (898 yards), recovered 21 fumbles and scored 12 touchdowns over his 14-season NFL career, earning Pro Bowl honors 12 consecutive times (1968-69 AFL, 1970-79 NFL). Houston returned an NFL-record nine interceptions for a touchdown in his six seasons as an Oiler. Four of those scores came in 1971, tying an NFL record. He returned two in one game against San Diego in the 1971 season finale, which also ties an NFL mark. His other three touchdowns came on a punt return, a fumble return and a blocked field goal return. Houston also holds the Oilers record for most career interception return yards with 650. With a long, fluid stride, Houston had excellent speed and quickness. His 6-3, 197-pound frame made him an ideal pass defender. Yet his lean, muscular body helped him to become a punishing tackler. Originally a ninth-round draft choice out of Prairie View A&M, Houston earned a starter's role by the third game of his rookie season. Two weeks later in a game against the New York Jets, he scored two touchdowns, one on a 71-yard blocked field goal attempt, and the other on a 43-yard interception return. After excelling for six years with the Oilers, Ken was traded to the Redskins for five veteran players in 1973. The Redskins once referred to Houston as "pro football's most underrated superstar," but his capabilities were widely recognized. He won all-league acclaim with the Oilers in 1969 and 1971, and then was either All-Pro or All-NFC with the Redskins every year from 1973 to 1979. He was selected for either the AFL All-Star game or the AFC-NFC Pro Bowl 12 straight seasons from 1968 through 1979. He played in 183 consecutive games before suffering a broken arm against the New York Giants Nov. 25, 1979.

EARL CAMPBELL

RUNNING BACK • 5'11" • 232 lbs • COLLEGE: TEXAS
NFL SEASONS: 8 • YEARS WITH OILERS: 7 (1978-84)
HOMETOWN: TYLER, TEXAS • BORN: MARCH 29, 1955
GAMES PLAYED: 115 • HALL OF FAME INDUCTION: 1991

Earl Campbell, a 5-11, 232-pound ball-carrying dynamo from the University of Texas, joined the Houston Oilers as the first player taken in the 1978 National Football League Draft. The first player to earn All-Southwest Conference honors four years, Campbell was a consensus All-America

and the Heisman Trophy winner in 1977. Campbell took the NFL by storm from the outset. In 1978, he was named the NFL's Most Valuable Player, All-Pro, and Rookie of the Year. He won the league rushing championship with a club-record 1,450 yards and was named to the AFC Pro Bowl squad. It was more of the same the next two years with NFL rushing titles, MVP honors, and consensus All-Pro acclaim each season. He followed his rookie campaign with 1,697 yards in 1979, but his finest year came in 1980 when he rushed for 1,934 yards, which at the time was second only to O. J. Simpson's 2,003 yards gained in 1973. That year, Campbell gained over 200 yards in four games. In 1981, he won his fourth straight AFC rushing title with 1,376 yards. A sensational runner, Campbell was picked for the Pro Bowl five of his first six NFL seasons (1978-81, 1983). In his eight-year career, which finished in New Orleans, Campbell rushed 2,187 times for 9,407 yards, and 74 touchdowns, retiring as the NFL's seventh all-time leading rusher. He also gained 806 yards on 121 receptions to bring his career combined net yards total to 10,213. He set Oilers records for most career yards (8,574), most career attempts (1,979), most touchdown runs (73) and most consecutive games with a rushing touchdown (5). His most famous performance came in a Monday night game against Miami in his rookie season. That night, he rushed for 199 yards and four touchdowns to lead the Oilers to a spectacular 35-30 victory. In spite of the constant pounding he took from opposing defenders, Earl missed only six games out of 115 because of injuries. Midway into his seventh season, he was traded by the Oilers to the New Orleans Saints for a first-round draft pick. He played a season and a half with the Saints before retiring after the 1985 campaign. Campbell is one of just four people officially designated a Texas Legend by the Texas State Legislature. The others are Davy Crockett, Sam Houston and Stephen F. Austin. Campbell was the only designee of the 20th century.

CHARLIE JOINER

WIDE RECEIVER • 5'11" • 188 lbs • COLLEGE: GRAMBLING
NFL SEASONS: 18 • YEARS WITH OILERS: 4 (1969-72)
HOMETOWN: MANY, LA. • BORN: OCT. 14, 1947
GAMES PLAYED: 239 • HALL OF FAME INDUCTION: 1996

Charlie Joiner played 18 seasons in the NFL, including his first four with the Houston Oilers. One of the league's most prolific receivers, he amassed 750 career receptions for 12,146 yards and 65 touchdowns, ranking as the league's leading receiver of all-time when he retired at the age of 39 in 1986. His 18 seasons played were longer than any other wide receiver in history at the time of his retirement. The Oilers originally targeted Joiner for the defensive backfield when they picked the 5-11, 180-pounder from Grambling in the fourth round of the 1969 AFL-NFL Draft. Joiner played briefly on defense and the kickoff return team but soon became established as a premier pass catcher. Joiner caught 82 of his 750 career passes as an Oiler, totaling 1,480 yards and 12 touchdowns. He paced the squad with 681 yards and seven touchdown grabs in 1971. In his fourth season in 1972, Houston sent him to the Cincinnati Bengals in a four-player swap. Four years later in 1976, he was traded to San Diego. With the Chargers, Joiner blossomed into super-stardom. He and quarterback Dan Fouts formed a lethal pass-catch team that accounted for the preponderance of his 586 receptions as a Charger. During his 11 years in San Diego, Joiner caught 50 or more passes seven times and had 70 or more receptions three seasons. Injuries cut into his playing time at the beginning, but in a 193-game span over his final 13 seasons, Joiner missed only one game. He was an All-NFL pick in 1980 and a Pro Bowl choice three times. In the 1980 AFC title game, he led the Chargers with six receptions for 130 yards and two touchdowns. Blessed with excellent speed and tantalizing moves, Joiner averaged 16.2 yards per catch and accounted for 12,146 yards and 65 touchdowns. When he was inducted into the Pro Football Hall of Fame in 1996, Joiner ranked fifth in receptions and sixth in receiving yardage on the NFL's all-time list. Joiner was once described by San Francisco 49ers coaching great Bill Walsh as "the most intelligent, the smartest, the most calculating receiver the game has ever known."

FRANCHISE PRO FOOTBALL HALL OF FAMERS

MIKE MUNCHAK

GUARD • 6'3" • 281 lbs • COLLEGE: PENN STATE
 NFL SEASONS: 12 • YEARS WITH OILERS: 12 (1982-93)
 HOMETOWN: SCRANTON, PA. • BORN: MARCH 5, 1960
 GAMES PLAYED: 159 • HALL OF FAME INDUCTION: 2001

Mike Munchak was the eighth player overall and the first offensive lineman chosen in the 1982 National Football League draft. Selected by the Oilers, the former Penn State standout was an immediate success with the Houston club, earning the starting left guard spot in his first training camp. The 6-3, 281-pound lineman wasted little time establishing himself as one of the premier guards in the NFL. In 1984, in just his third year in the league, he was named to the first of seven All-AFC teams. That same year he received the first of nine Pro Bowl invitations. Not coincidentally, the Oilers' on-the-field successes increased as Munchak's development and experience increased. From their dismal 1-8 record in the strike-shortened 1982 season, the Oilers improved nearly every year that Munchak played. Along the way, the team advanced to the playoffs seven consecutive years (1987-1993) and captured the 1991 and 1993 AFC Central Divisional crowns. Munchak was a devastating blocker and considered the key to an offensive line that kept the Oilers at or near the top of the NFL's offensive statistical categories. In 1988 he led the Oilers' offensive line that gave up just 24 quarterback sacks which was third in the NFL. It was also the fewest sacks allowed by the team in 10 seasons. The following season the offensive line held opponents to no sacks in six games. In 1991, the Oilers offensive line finished second in the AFC and fourth in the NFL in the fewest quarterback sacks allowed. Behind the Munchak-led line, Houston led the NFL in total offense in 1990 and passing offense in 1990 and 1991. The Oilers finished second in points scored in 1990 and second in total offense in 1991. Equally effective as a run blocker, Munchak led the Oilers offensive charge in 1993 as the team finished fourth in the NFL in both average gain per rushing play (4.4) and average gain per offensive play (5.3). Although he suffered from chronic knee problems, Munchak played in 159 regular season games. His 12 seasons with the Oilers tied him for second longest in the franchise's history at the time of his retirement. He became the first player inducted into the Hall of Fame who played his entire career with the Oilers. Long-time teammate Bruce Matthews presented Munchak for induction.

ELVIN BETHEA

DEFENSIVE END • 6'2" • 260 lbs • COLLEGE: NORTH CAROLINA A&T
 NFL SEASONS: 16 • YEARS WITH OILERS: 16 (1968-83)
 HOMETOWN: TRENTON, N.J. • BORN: MARCH 1, 1946
 GAMES PLAYED: 210 • HALL OF FAME INDUCTION: 2003

Defensive end Elvin Bethea, an eight-time Pro Bowl selection during his outstanding career with the Houston Oilers, was named to the five-man class of the 2003 Pro Football Hall of Fame that included running back Marcus Allen, guard Joe DeLamielleure, wide receiver James Lofton, and coach Hank Stram. A third-round draft pick in 1968 (77th player overall) Bethea played in 210 games over 16 seasons, never missing a game until breaking his arm on Nov. 13, 1977. He was considered a "steal" in a draft class that produced three future Hall of Fame players in Larry Csonka, Art Shell, and Ron Yary. When he retired, he held three team records relating to career service: most seasons (16), most career regular season games played (210), and most consecutive regular season games played (135). Having led the team in sacks in six seasons, Bethea's unofficial 105-career sack total still ranks first in franchise history, including his team-best 17 sacks in 1973. He recorded four sacks and a fumble recovery in his best single game performance against San Diego in 1976. He played in eight playoff games and posted 691 career tackles. Bethea also played in eight Pro Bowls (1970, 1972-1976, 1979, 1980) and earned All-Pro second-team honors in 1973, 1975, 1978, and 1979. More than just a pass rusher, Bethea was also effective against the run. Even though 1974 was the first year such statistics were compiled by the Oilers, his 691 career tackles, are still among the best in franchise history, even excluding the first six years of his career. "When people ask me who the best guy I ever played against was I always tell them Elvin Bethea and Lyle Alzado because both

of them were complete ballplayers," said Art Shell, Hall of Fame member of the Oakland Raiders. "Elvin was one of the quickest guys I've ever been around. We always had to double-team him. There were times when I was supposed to block him when he would get by me so quick. And then Gene Upshaw was supposed to pick him up and he also got by him so quick that we would get back to the huddle and Upshaw would say, 'Did you see that?' and I'd say, 'Yeah, I saw that. He just beat the heck out of me too!' Elvin was just a great player."

WARREN MOON

QUARTERBACK • 6'3" • 212 lbs • COLLEGE: WASHINGTON
 NFL SEASONS: 17 • YEARS WITH OILERS: 10 (1984-93)
 HOMETOWN: LOS ANGELES, CALIF. • BORN: NOVEMBER 18, 1956
 GAMES PLAYED: 208 • HALL OF FAME INDUCTION: 2006

Warren Moon, the fourth leading passer in NFL history, was inducted into the 2006 class of the Pro Football Hall of Fame. Moon played 10 years (1984-93) with the Oilers/Titans organization and holds the franchise records for passing yards (33,685) and touchdowns (196), while leading the Oilers to seven consecutive playoff appearances from 1987-93. During a 17-year NFL career, Moon played for the Houston Oilers, Minnesota Vikings, Seattle Seahawks and Kansas City Chiefs and amassed 49,325 passing yards, 291 touchdowns and 102 wins. He earned nine Pro Bowl invitations (tied for the most by a quarterback with John Elway and Dan Marino), posted nine 3,000 yard seasons, 49 300-yard games and led his team to nine playoff appearances. His eight consecutive playoff berths matched a feat accomplished by Terry Bradshaw and Joe Montana. At the time of his retirement, he held the single-season passing yardage record for three different franchises: Oilers (4,367 in 1991), Vikings (4,364 in 1994) and Seahawks (3,678 in 1997). Moon tallied many accomplishments during his Oiler career. His finest season came in 1990, throwing for 4,689 yards (363 for 584) and 33 touchdowns in only 15 games. He earned AP NFL Offensive Player of the Year for his efforts and his third of nine Pro Bowl invitations. Against Kansas City in 1990, Moon threw for 527 yards, which ranks as the second highest single-game total in NFL history (Norm Van Brocklin, 554 yards in 1951). In 1991, he surpassed the previous season's yardage total with 4,690 yards and became just the third player (Marino, Fouts) in NFL history to produce consecutive 4,000 yard passing seasons. Moon joined the Oilers and the NFL in 1984, after six seasons in the Canadian Football League, where he led his team to five Grey Cups (League Champions). In the CFL, Moon threw for 21,228 yards and 144 touchdowns. Moon was driven to play in the CFL after drawing little interest from the NFL as a starting quarterback following his senior season at the University of Washington. Moon became the first African-American quarterback to be inducted into the Pro Football Hall of Fame and his legacy as a minority quarterback cannot be underestimated. At the time of his arrival in the NFL only two black quarterbacks had been significant starters for their NFL teams (Shack Harris, Rams; Doug Williams, Tampa Bay).

BRUCE MATTHEWS

GUARD/TACKLE/CENTER • 6'5" • 305 lbs • COLLEGE: USC
 NFL SEASONS: 19 • YEARS WITH OILERS: 19 (1983-2001)
 HOMETOWN: ARCADIA, CALIF. • BORN: AUGUST 8, 1961
 GAMES PLAYED: 296 • HALL OF FAME INDUCTION: 2007

Arguably one of the best offensive linemen to ever play the game, Bruce Matthews became the first Tennessee Titan to be inducted into the Pro Football Hall of Fame. At the time of his retirement, Matthews played in more NFL games (296) than any non-kicker in the league's history. Longevity and durability were his hallmarks, but that coupled with his unparalleled play, earning a league record 14 consecutive Pro Bowl (9 at guard and 6 at center) selections (tied with Merlin Olsen) and seven times named AP All-Pro, made him one of the all-time greats. He rose to the challenges presented to him in starting at every position on the offensive line during his NFL career (87 C, 99 LG, 67 RG, 22 RT, 17 LT). He becomes the first Hall of Fame offensive lineman to play significant time

FRANCHISE PRO FOOTBALL HALL OF FAMERS

at all five offensive line positions. A constant for the Oilers/Titans franchise, Matthews started in a team record 229 consecutive games (streak started at Indianapolis, Nov. 29, 1987) and never missed a game because of injury. His 19 seasons also are a team record and he ranks second in NFL history for years with one team behind Jackie Slater, who spent 20 seasons with the Rams. Matthews and G Randall McDaniel (Vikings) were the only two NFL players to play in every game during the decade of the 90's. Matthews was a part of nearly one-half of the franchise's first 42-years of history and helped the team win 146 games, make the playoffs nine times, earn the only three AFC Central titles in team history, earn an AFC Championship and the franchise's only Super Bowl appearance. He blocked for 15 quarterbacks and 27 running backs, including five different 1,000-yard rushers (Earl Campbell, Mike Rozier, Lorenzo White, Gary Brown and Eddie George). During his career, he played in offenses that produced nine 1,000-yard rushing seasons and eight 3,000-yard passers. Additionally, he played in 42 different stadiums during his NFL career. During his career, Matthews blocked on a line that helped produce 65 100-yard rushing performances and 48 300-yard passing performances. Originally drafted by the Houston Oilers in the first round (ninth overall) of the 1983 NFL Draft, Matthews earned All-America honors at the University of Southern California. Matthews and his brother, Clay, each played 19 NFL seasons and the duo set an NFL record for games played by a pair of brothers with 574 games. Clay Matthews played in 278 games during his NFL career. Matthews had his number 74 jersey retired by the team and was inducted into the organization's Hall of Fame during a December, 2002 ceremony. Matthews joined a 2007 Hall of Fame class that included Dallas Cowboys WR Michael Irvin, Buffalo Bills RB Thurman Thomas, Detroit Lions TE Charlie Sanders, Cleveland Browns G Gene Hickerson, and St. Louis CB Roger Wehrli.

CURLEY CULP

DEFENSIVE TACKLE • 6'2" • 265 lbs • COLLEGE: ARIZONA STATE
NFL SEASONS: 14 • YEARS WITH OILERS: 7 (1974-1980)
HOMETOWN: YUMA, ARIZ. • BORN: MARCH 10, 1946
GAMES PLAYED: 179 • HALL OF FAME INDUCTION: 2013

Curley Culp was voted into the Pro Football Hall of Fame in 2013. A six-time Pro Bowl selection, Culp played in 179 games during his NFL career with the Kansas City Chiefs (1968-1974), Houston Oilers (1974-1980) and Detroit Lions (1980-81). He was considered the prototypical nose tackle and helped pioneer the 3-4 defense. Hailing from Arizona State, where he was an All-American in both football and wrestling, Culp was selected in the second round of the 1968 NFL Draft by the Denver Broncos, who intended to use him as an offensive guard. However, his brief stint in Denver ended when he was traded to the Chiefs, who inserted him permanently on the defensive side. In 1969, the Chiefs won Super Bowl IV, and Culp was an instrumental member of one of the league's top defenses. He helped the Chiefs defeat the Oakland Raiders in the AFL Championship Game and the Minnesota Vikings in the Super Bowl. In 1974, during his seventh campaign in Kansas City, Culp was traded to the Oilers along with a first-round draft pick (used to select Robert Brazile) in exchange for John Matuszak. The move paid almost immediate dividends for the Oilers, who previously suffered through 1-13 records in both 1972 and 1973. In 1975, Culp's first full season in Houston, he helped the Oilers to a record of 10-4, the first winning mark for the club in eight years. With Culp anchoring the defense, the Oilers finished with the AFC's top-ranked run defense (third in the NFL). Individually, Culp produced arguably the finest season of his career, recording 11.5 sacks and earning NFL Defensive Player honors by the Newspaper Enterprise Association. Culp continued as a leader of the Oilers defense that culminated in back-to-back appearances in the AFC championship games in 1978 and 1979. He was named to one AFL All-Star Game and five Pro Bowls during his career. Culp also was picked as a first-team All-Pro in 1975 and a second-team selection in 1971, 1977, 1978, and 1979. He was selected first- or second-team All-AFC five times. "Curley Culp was perhaps the strongest man I ever lined up against," said Raiders Hall of Fame center Jim Otto. Culp used his strong wrestling background to create havoc for opposing guards and centers. He was the 1968 NCAA heavyweight wrestling champion and was named to the U.S.

Olympic wrestling team that year. Culp joined a 2013 Hall of Fame class that included offensive linemen Larry Allen and Jonathan Ogden, wide receiver Cris Carter, coach Bill Parcells, linebacker Dave Robinson and defensive lineman Warren Sapp.

ROBERT BRAZILE

LINEBACKER • 6'4" • 241 lbs • COLLEGE: JACKSON STATE
NFL SEASONS: 10 • YEARS WITH OILERS: 10 (1975-84)
HOMETOWN: MOBILE, ALA. • BORN: FEB. 7, 1953
GAMES PLAYED: 147 • HALL OF FAME INDUCTION: 2018

Robert Brazile was voted into the Pro Football Hall of Fame in 2018. As a rookie in 1975, he made an instant impact as he helped Houston notch the franchise's first winning season in eight years with a 10-4 record. He went on to win Defensive Rookie of the Year in 1975. With his speed, strength, tackling and coverage ability, Brazile helped revolutionize the outside linebacker position in a 3-4 defense. Nicknamed 'Dr. Doom,' Brazile started all 147 regular season games during his career and made seven postseason starts, including back-to-back AFC Championship Games (1978-79). He recorded nine tackles and one fumble recovery in the 1978 AFC Championship game. He was elected to seven career Pro Bowls and named All-Pro for five consecutive seasons (1976-80). Brazile registered a career-best 185 tackles in 1978 on his way to helping the Oilers secure three consecutive 10-win seasons and three consecutive playoff berths (1987-80). His career statistics include 13 interceptions, 14 fumble recoveries and 6.5 sacks in both 1976 and 1980. Brazile was named to the NFL's All-Decade Team of the 1970s.

KEVIN MAWAE

CENTER • 6'4" • 289 lbs • COLLEGE: LOUISIANA STATE
NFL SEASONS: 16 • YEARS WITH TITANS: 4 (2005-09)
HOMETOWN: LEEVILLE, LA. • BORN: JAN. 23, 1971
GAMES PLAYED: 241 • HALL OF FAME INDUCTION: 2019

Kevin Mawae was elected to the Pro Football Hall of Fame Class of 2019 and became the first established Titan without connections to the Houston Oilers to receive the honor. He played four seasons (2006-09) in Tennessee. Mawae entered the NFL as a second-round pick of the Seattle Seahawks in the 1994 NFL Draft. He began his career at right guard before being moved to center at the start of the 1996 season and remained at that position for the rest of his NFL career. After four seasons (1994-97) in the Northwest, the Louisiana State product signed a free agent deal with the New York Jets in 1998. In his first season in New York, Mawae helped running back Curtis Martin rush for a Jets franchise record eight 100-yard rushing games en route to 1,287-yard season. In 1999, he was named to his first of eight Pro Bowls and paved the way for Martin's then franchise-record 1,464 rushing yards. The 6-foot-4-inch, 289-pounder played in an astounding 177 consecutive games before a serious triceps injury ended his 2005 campaign after six games. Mawae signed a free agent deal with the Titans in 2006. In his first season with Tennessee, he made an immediate impact and was a part of an offense that ranked third in the AFC and fifth in the NFL in rushing with 2,214 yards. Three seasons later, he helped Chris Johnson amass a franchise-best 2,006 rushing yards, becoming just the sixth player all-time to accomplish the feat. In 241 career games over 16 seasons, Mawae was extremely durable and known for his toughness in the trenches. He was a first-team, all-decade center for the 2000s and blocked for a 1,000-yard rusher in 13 of his 16 seasons. Running backs Chris Warren (1,545 yards in 1994), Martin (1,697 in 2004), LenDale White (1,110 in 2007) and Johnson (2,006 in 2009) had the highest season rushing totals of their careers with Mawae on the line. He played 90 games in which there was a 100-yard rusher, the most by any offensive lineman in NFL history.

RETIRED JERSEY NUMBERS

In the history of the Oilers/Titans franchise, only eight players have had the distinction of having their jersey number retired — **Jim Norton** (No. 43), **Elvin Bethea** (No. 65), **Earl Campbell** (No. 34), **Mike Munchak** (No. 63), **Bruce Matthews** (No. 74), **Warren Moon** (No. 1), **Eddie George** (No. 27) and **Steve McNair** (No. 9).



Jim Norton played nine seasons for the Oilers (1960-68) as a safety and as a punter, establishing team records at both positions. As a rookie from the University of Idaho, Norton was a member of the Oilers' 1960 AFL Championship team. A four-time league all-star, he holds the club record for most interceptions in a career with 45. Also an accomplished punter, Norton was tops in club history with 519 career punts for a 42.3-yard career average and a long kick of 79 yards (11/22/64 vs. Kansas City).



Elvin Bethea joined the Oilers in 1968 after an outstanding career at North Carolina A&T. He started at defensive end in the 1968 season opener and didn't miss a game until breaking his arm in November 1977. That streak of 135 consecutive games played stands third in team history. An eight-time Pro Bowler (1970, 1972-76, 1978-80), Bethea ranks second for most seasons played (16, 1968-83), while his 210 games played (1968-83) also stands second behind Bruce Matthews. Bethea led the team

in sacks six times, including a career-best mark of 17 in 1973. The Oilers honored him with an "Elvin Bethea Appreciation Night" on Aug. 4, 1983. He became the sixth player in franchise history to be inducted into the Pro Football Hall of Fame on Aug. 3, 2003.



Earl Campbell, the franchise's second leading rusher and a member of the Pro Football Hall of Fame, was honored by having his number retired at ceremonies on Aug. 13, 1987. He set a single-season club record with a league-leading 1,450 yards his rookie season. Campbell followed that performance with 1,697 yards in 1979 and an astounding 1,934 yards in 1980. Both those totals led the NFL and the latter was second only to O.J. Simpson's 2,003 yards in 1973. Campbell was selected to five

Pro Bowls (1978-81, 1983) and retired as the NFL's seventh all-time leading rusher (9,407). He ranks second in franchise history in career rushing yards (8,574) and attempts (1,979), first in touchdown runs (73) and first in most consecutive games with a rushing touchdown (5).



Mike Munchak joined the Oilers as a first-round draft pick in 1982 out of Penn State. He was the first offensive lineman selected in the draft and the eighth overall selection. Munchak won the starting left guard position as a rookie and went on to play in 12 campaigns (1982-93) and 159 games (156 starts) for the Oilers. He is tied for third on the team's all-time list for seasons played and ranks fifth in games played. Munchak became a fixture on an offensive line that helped the Oilers to seven consecutive

playoff appearances (1987-93). One of the premier guards in the National Football League, Munchak was selected to NFL's "Team of the Decade" for the 1980s and was chosen in 1989 to Oilers' 30th Anniversary "Dream Team." He ranks second in club annals with nine Pro Bowl selections, seven as a starter. Munchak announced his retirement on July 21, 1994, and on the same day, K.S. "Bud" Adams, Jr., announced that jersey No. 63 would be retired on "Mike Munchak Appreciation Day" on Nov. 6, 1994.



Bruce Matthews played in more games (296) than any non-kicker in NFL history. Longevity and durability were his hallmark. And that, coupled with his unparalleled play, in which he tied a league record with 14 Pro Bowl selections (tied with Merlin Olsen) and earned All-Pro honors six times, made him one of the all-time greats. He rose to the challenges presented to him in playing every position on the offensive line during his NFL career (87 at center, 99 at left guard, 67 at right guard, 22 at right tackle,

and 17 at left tackle). His number was retired during a halftime ceremony in Nashville on Dec. 8, 2002.



Warren Moon, the fourth leading passer in NFL history at the time his number was retired, played 10 years (1984-93) with the organization and holds the franchise records for passing yards (33,685) and touchdowns (196), while leading the Oilers to seven consecutive playoff appearances from 1987-93. Moon's finest season came in 1990, throwing for 4,689 yards (363-for-584) and 33 touchdowns in only 15 games and becoming the third player in NFL history to produce consecutive 4,000-yard

passing seasons. He earned AP NFL Offensive Player of the Year for his efforts and his third Pro Bowl berth. His jersey was retired in a halftime ceremony in Nashville on Oct. 1, 2006.



Eddie George became the organization's all-time leading rusher as well as its all-time scrimmage yards leader in eight seasons with the team. His 10,009 rushing yards from 1996–2003 ranked second in the NFL (Curtis Martin), while his 12,153 scrimmage yards in the same time frame were third (Marshall Faulk, Martin). His accolades included four Pro Bowl selections (1997–2000), AP All-Pro honors (2000) and the AP Rookie of the Year Award (1996). George also set franchise standards for career rushing

attempts (2,733), career touchdowns (74), 1,000-yard rushing seasons (seven), seasons as the team's leading rusher (eight) and career playoff rushing yards (776). During his time with the Titans he amassed 36 100-yard rushing performances (second to Earl Campbell's 39), resulting in a 30-6 record in those contests. He established an NFL mark with 130 consecutive starts by a running back to begin a career—a total which ranked second in NFL history for consecutive starts by a running back at any point. His jersey was retired in a halftime ceremony in Nashville on Sept. 15, 2019.



Steve McNair played 11 seasons with the organization (1995–2005), becoming its second all-time leading passer (27,141 yards) and recording the most wins as a starting quarterback (76). At the time his jersey was retired, he trailed only Warren Moon on the franchise's all-time passing yards list and also ranked second for the organization in completions (2,305), completion percentage (59.5) and passer rating (83.3). He ranked third in touchdown passes (156). His 3,439 rushing yards and 36 touchdown runs

were the most in team history by a quarterback. McNair earned three of his four career Pro Bowl berths with the Titans (2000, 2003 and 2005), and in 2003, he shared Associated Press NFL Most Valuable Player honors with Peyton Manning after leading the league with a 100.4 rating. He became the first African-American quarterback to win MVP honors. McNair was the third player in the history of the NFL to pass for 30,000 yards and rushed for 3,500 yards, along with Fran Tarkenton and Steve Young. Only Brett Favre and Manning started more combined NFL regular season and postseason games than McNair (134) from the time he became a full-time starter in 1997 through 2005. He was selected with the third overall draft pick in 1995. His jersey was retired in a halftime ceremony in Nashville on Sept. 15, 2019.

OILERS LOGO HISTORY

The original Oilers helmet, circa 1960, was blue with a white stripe down the middle. The oil derrick logo was also white. Although the derrick itself remained, many subtle changes were made to the helmets over the years. In 1964, two red stripes were added to the white striping on top of the helmet. Two years later, the helmet color was changed to silver with red and blue striping. The derrick, meanwhile, was changed to blue with a red outline and white background. In 1972, the helmet color was switched back to blue with red and white striping, while the derrick was changed to white with a red outline. Three years later, the helmet color was changed to its familiar white with red and blue striping. The derrick was then switched to blue with a red outline. The helmets boasted a gray facemask. In 1981, the facemask was switched to red. In 1997, the Oilers added the Tennessee logo to the back of their helmet upon their relocation to Nashville. In 1999, the franchise unveiled a new logo as the team was renamed the Tennessee Titans.



The original Houston Oilers helmet from 1960-65 was blue with a white stripe down the middle.



HELMET HISTORY



1960-1965, 1994 Throwback Games
(Red stripe added in 1964)



1966-1970



1971
(Additional silver stripe was used for some games; gap between the blue and red stripe pictured)



1972-1974



1975-1980



1981-1998



1999-2017



2018-present

STADIUM HISTORY

JEPPESEN STADIUM — Houston



Years Played 1960-64


Record 26-11

First Game 9/18/60 — Oilers 38, Los Angeles Chargers 28 (20,156)

Last Game 12/20/64 — Oilers 34, Denver 15 (15,839)

Highlights: Oilers capture inaugural AFL Championship with a 24-16 win over the San Diego Chargers at Jeppesen Stadium (1/1/61)...Oilers defend that title the following year with a 10-3 win at San Diego...Jeppesen record crowd of 37,981 watches Dallas nip Oilers 20-17 in overtime in the 1962 AFL Championship Game (12/23/62).

RICE STADIUM — Houston



Years Played 1965-67

Record 11-10

First Game 9/12/65 — Oilers 27, New York Jets 21 (52,680)

Last Game 12/16/67 — Oilers 24, San Diego 17 (19,870)

Highlights: Oilers wallop Denver 45-7 (9/3/66), setting an AFL record by not allowing a Broncos first down...after four straight losing seasons, Oilers clinch Eastern Division title with 24-17 win over Chargers (12/17/67)...in 1967, Oilers become first team to go from last in the division to first in one season.

ASTRODOME — Houston



Years Played 1968-96

Record 113-103-2 (regular season), 3-2 (playoffs)

First Game 9/9/68 — Kansas City 26, Oilers 21 (45,083)

Last Game 12/15/96 — Cincinnati 21, Oilers 13 (15,131)

Highlights: Astrodome was the first domed stadium in the NFL...Oilers 3-2 in playoff games at Astrodome...Oilers appeared in 16 "Monday Night Football" telecasts, going 10-6...in 1980 season finale against Minnesota (12/21/80), Earl Campbell sets NFL record with his fourth 200-yard rushing game of the season...Campbell finishes with 1,934 yards, then the second-highest total in league history...Oilers set team record for points in a game with 58-14 drubbing of Cleveland (12/9/90)...Oilers beat Steelers 31-6 to win first-ever undisputed AFC Central Division title (12/8/91)...Oilers win club-record 11th consecutive game with 24-0 win over the New York Jets (1/2/94)...three former Oilers — Elvin Bethea (No. 65), Campbell (No. 34) and Mike Munchak (No. 63) — have their numbers retired.

LIBERTY BOWL — Memphis



Year Played 1997

Record 6-2

First Game 8/31/97 — Oilers 24, Oakland 21, OT (30,171)

Last Game 12/21/97 — Oilers 16, Pittsburgh 6 (50,677)

Highlights: The Oilers played their first season in Tennessee at the Liberty Bowl in Memphis...Eddie George ties a franchise record with 216 yards rushing as the Tennessee Oilers win their inaugural game in Tennessee, a 24-21 overtime win over Oakland in Memphis...Oilers close out season with 16-6 win over division-winner Pittsburgh.

DUDLEY FIELD (VANDERBILT STADIUM) — Nashville



Year Played.....1998

Record.....3-5

First Game.....9/13/98 — San Diego 13, Oilers 7 (41,089)

Last Game.....12/26/98 — Minnesota 26, Oilers 16 (41,121)

Highlights: Frank Wycheck catches pass from Steve McNair to score club's first touchdown in Nashville (9/13)...Oilers pummel Cincinnati 44-14 for first win in Nashville (10/18)...Al Del Greco kicks game-winning field goal to secure season sweep of Pittsburgh (11/15).

NISSAN STADIUM — Nashville



Years Played 1999-Present

Record 110-83 (regular season), 2-4 (playoffs)

First Game 9/12/99 — Tennessee 36, Cincinnati 35 (65,272)

Highlights: At Nissan Stadium, the Tennessee Titans have recorded a 112-87 home record (combined regular season and playoffs through 2022), including an undefeated 9-0 home mark in 1999. Adelphia Coliseum, as the stadium was first named, opened its doors in the national spotlight with a preseason victory over the Atlanta Falcons on Aug. 27, 1999. Tennessee opened the regular season with a come-from-behind 36-35 victory over Cincinnati. But the most memorable victory of the season came in a 22-16 Wild Card victory over Buffalo on Jan. 8, 2000. In that game, Kevin Dyson fielded a lateral pass from Frank Wycheck with 16 seconds left and raced 75 yards down the sideline for the winning score. That play, which propelled Tennessee into an AFC Divisional showdown at Indianapolis the following week, was immediately dubbed "The Music City Miracle" and will go down as one of the most memorable moments in NFL history. The Titans won 12 consecutive games to open their new stadium, breaking the NFL record. The Coliseum's name was changed to LP Field in 2006. On June 25, 2015, Nissan and the Titans announced a 20-year stadium naming rights agreement.

HISTORICAL HIGHLIGHTS

1997

January 1 – The team promotes linebackers coach Gregg Williams to defensive coordinator.

January 3 – After relieving Jerry Rhome of his duties, the Oilers make wide receivers coach Les Steckel the team's offensive coordinator/quarterbacks coach.

February 24 – Oilers trade QB Chris Chandler to the Atlanta Falcons for two 1997 draft choices (4th and 6th).

May 3 – City of Nashville holds ground-breaking ceremonies for the team's downtown stadium.

May 8 – After formulating an agreement earlier with Harris County (Houston), K.S. "Bud" Adams, Jr. and Astrodome USA owner Drayton McLane, Jr. reach a settlement for the final year of Oilers' lease at the Astrodome. Under appointed mediator Alice Oliver Parrott, the two sides clear the biggest step in the team's ability to play games in Tennessee for the 1997 season.

June 5 – Oilers reach agreement with Memphis Sports Authority, clearing the way for the team to play its games in the Liberty Bowl.

June 12 – Oilers hold press conference in Nashville to formally announce the club's intention to play the 1997 season in Tennessee, and introduce an inaugural patch and logo which merges the Oilers traditional "Oil derrick" with the Tennessee state flag.

July 18 – Oilers players report to Tennessee State University for their first training camp in the state of Tennessee. Also, Oilers sign DE Kenny Holmes, 1997 first-round selection, to a four-year contract.

July 19 – Oilers sign GM Floyd Reese to a four-year extension running through 2001 season.

August 2 – Oilers play first preseason game of 1997 season at Liberty Bowl in Memphis, falling to the New Orleans Saints 21-12.

August 9 – Oilers play their first ever game at Vanderbilt Stadium, an 18-12 preseason loss to Washington.

August 15 – Oilers move into their temporary training facility in Bellevue.

August 23 – Oilers promote Don MacLachlan to Executive Vice President of Marketing, Broadcasting, and Ticketing.

August 27 – Oilers sign free agent SS Blaine Bishop.

August 31 – Oilers open their inaugural season in the state of Tennessee with a 24-21 overtime win over the Oakland Raiders at Liberty Bowl. RB Eddie George ties Billy Cannon's franchise record for rushing yards in a game with 216 yards on 35 carries. With the game-winning field goal in overtime, K Al Del Greco becomes the Oilers all-time points leader, surpassing George Blanda's total of 596 points.

October 27 – In their first-ever trip to Arizona, the Oilers defeat the Cardinals 41-14.

November 27 – Oilers defeat Dallas 27-14 on Thanksgiving Day in front of a national-television audience. It marked the first regular season game in Texas for the Oilers since their move to Tennessee.

December 11 – G Bruce Matthews, RB Eddie George, and SS Blaine Bishop are selected to the Pro Bowl. Matthews extends the mark for consecutive selections (10) and surpasses G Mike Munchak for most overall selections (9).

December 14 – Oilers fall to the Baltimore Ravens 21-19 in the final game at Baltimore's Memorial Stadium. It marked the second time the Oilers closed the stadium, because on Dec. 18, 1983, the Oilers played at the Baltimore Colts in what would be their final game in Baltimore.

December 21 – Oilers close their inaugural season in Tennessee with an 8-8 record after a 16-6 win over Pittsburgh in Memphis.

1998

February 14 – Oilers agree to terms with free agent WR Yancey Thigpen from Pittsburgh.

February 19 – Oilers agree to terms with free agent P/K Craig Hentrich from Green Bay.

February 24 – Oilers reach agreement with Shelby County Sports Authority and Memphis Park Commission to be released from the final year of their lease at the Liberty Bowl.

March 4 – Oilers and Vanderbilt University reach tentative agreement for the Oilers to play at Vanderbilt Stadium for the 1998 season.

March 11 – Oilers agree to terms with free agent TE Jackie Harris from Tampa Bay.

HOUSTON OILERS TO TENNESSEE TITANS

After trying unsuccessfully for many years to construct a deal with the city of Houston for a new football or multi-use stadium, Oilers owner K.S. "Bud" Adams, Jr. decided that moving his franchise to another city might be the only solution left to keep the team financially competitive. In the spring of 1995, research was completed and several cities were identified as desirable for relocation and at the top of the list was Nashville, Tenn.

In the summer of 1995, Adams contacted Nashville's mayor, Phil Bredesen, to see if the city would be interested in having the team relocate to the region. A 70-day exclusive negotiating period was agreed to and in November the two had signed a relocation agreement that would bring the Oilers to Nashville. In April of 1996, the NFL approved the team's relocation and on May 7th, the voters of Davidson County approved a referendum on using public funding for the new downtown stadium.

Dec. 15, 1996 would mark the Oilers final home game at the Astrodome in Houston – a 21-13 loss to Cincinnati in front of 15,131 fans. In May of 1997, the team reached a settlement with the Astrodome that let them escape the final year of the contract and allowing the team to play the 1997 season in Tennessee.

With the new stadium in Nashville still two years from completion, the team decided to play at Memphis' Liberty Bowl until the stadium was complete. The Tennessee Oilers opened their inaugural season in the state of Tennessee with a 24-21 overtime win over the Oakland Raiders at the Liberty Bowl in front only 30,000 fans.

The Oilers struggled with low attendance throughout the 1997 season and by March of 1998, the Oilers reached an agreement to play the 1998 season at Vanderbilt Stadium in Nashville. Crowds at Vanderbilt Stadium were an improvement from the previous year, but the team could only muster a 3-5 home mark. During the 1998 season, Adams announced the Oilers name would be retired and the team would be renamed the Titans as they entered their new stadium for the 1999 season.

In April of 1999, the team unveiled their new Titans uniforms and in August the team played its first game at Nissan Stadium (named Adelphia Coliseum at the time). The 1999 season ended with the franchise's first Super Bowl berth in the team's 40-year history. A total of 20 players endured the entire odyssey of playing in Houston in 1996, Memphis in 1997, Vanderbilt in 1998 and LP Field in 1999.



Bud Adams presents Nashville Mayor Phil Bredesen with an official team jersey.

HISTORICAL HIGHLIGHTS

April 16 – A tornado rips through Nashville, damaging three cranes and 10 portable trailers at the Oilers East Bank Stadium construction site.

April 18 – In the franchise's first draft as the Tennessee Oilers, the club selects WR Kevin Dyson from Utah with its first-round selection (16th overall) in the NFL Draft.

April 23 – Oilers finalize deal to play at Vanderbilt Stadium for the 1998 season.

May 15 – Oilers finalize deal to acquire land in MetroCenter for a permanent practice facility to be finished in the summer of 1999.

May 28 – Oilers reach agreement with Tennessee State University to hold the Oilers 1998 Training Camp on TSU's campus. It marks the first time in club history that the Oilers have had consecutive training camps outside the state of Texas.

July 29 – Owner K.S. "Bud" Adams, Jr., listens to the Tennessee fans and announces that he will change the name of the team. An advisory council is later formed to research names and a "Guess the Name" contest is introduced to fans to gain additional feedback.

Oct. 18 – Oilers win first home game in Nashville, a 44-14 victory over Cincinnati.

Oct. 29 – Former Oiler and nine-time Pro Bowl Guard Mike Munchak is announced among 76 nominees for the Pro Football Hall of Fame.

Sept. 12 – Oilers play first regular season home game in Nashville vs. San Diego Chargers.

Nov. 4 – First Oilers coach, Lou Rymkus, passes away at 78.

Nov. 14 – Oilers owner K.S. "Bud" Adams, Jr., announces that the Oilers will become the "Tennessee Titans" beginning in 1999. "We wanted a new nickname to reflect strength, leadership and other heroic qualities," Adams said.

Dec. 22 – Oilers owner K.S. "Bud" Adams, Jr., unveils new Tennessee Titans logo and colors, featuring the fire of the Titans and exemplifying power, strength, knowledge and excellence. "I feel we have developed a logo that fans throughout the state of Tennessee and around the country will embrace for years to come," Adams said.

Dec. 26 – Oilers era comes to end against Minnesota Vikings.

1999

January 1 – G Bruce Matthews and P Craig Hentrich earn All-Pro honors.

February 8 – G Bruce Matthews, P Craig Hentrich, RB Eddie George & TE Frank Wycheck represent AFC in Pro Bowl.

February 26 – Steve Walters (WR's) and Jim Washburn (DL) added to coaching staff.

April 13 – Titans unveil new uniforms and helmets before packed crowd at the new stadium.

April 17 – Titans make Florida DE Jevon Kearse their first selection in the 1999 NFL Draft.

May 3 – Veteran players tour stadium and practice facility. Mr. Adams presents pair of tickets to each stadium worker in appreciation of their hard work.

May 3 – George Henshaw promoted to Assistant Head Coach/Running game. Jim Schwartz added to staff as Defensive Assistant/Quality Control Coach.

May 8 – Final auditions determine first ever Titans cheerleading squad.

May 13 – 11-time Pro Bowl offensive lineman Bruce Matthews re-signs with team.

May 14 – Stadium lights turned on for 100-hour test.

May 17 – Titans announce that 1999 training camp will be held at Baptist Sports Park in Bellevue.

May 18 – Stadium sod is laid down.

July 8 – Adelphia Coliseum name and logo are unveiled at a downtown ceremony.

July 23 – Titans name former Minnesota Senior Vice President Jeff Diamond President and Chief Operating Officer, and agree to terms with former Pittsburgh Pro Bowl quarterback Neil O'Donnell.

July 27 – The Titans sign their first-round draft selection, Florida DE Jevon Kearse, to a multi-year contract.

August 15 – The Tennessee franchise plays its first preseason game under the name Titans, a 22-20 loss at Kansas City. The game is the first in franchise history played in a uniform other than the Oilers.



Eddie George, Frank Wycheck, Craig Hentrich and Blaine Bishop model the Titans' new uniforms in 1999.

HOME SWEET HOME

The newly-named Tennessee Titans opened their new stadium, Adelphia Coliseum (eventually to be named Nissan Stadium) with the regular season opener on Sept. 12, 1999 against the Cincinnati Bengals. The back and forth game would end with the Titans hanging on for a 36-35 win. The win would start a historic streak of 12 consecutive wins to open the new stadium. The 12 consecutive wins were the most in the modern era for a new stadium (Texas Stadium, 9 wins in 1971) and one short of the all-time record by the Buffalo Americans in 1920. The Titans first loss in their new home would come against the Baltimore Ravens on Nov. 12, 2000. The winning streak actually began in the spring of 1998, when a devastating tornado ripped through Nashville, but only gave a glancing blow to the under construction stadium and sparing it from destruction.

August 27 – Titans defeat Atlanta, 17-3, in the first preseason game at Adelphia Coliseum.

September 2 – Owner K.S. "Bud" Adams, Jr. and his wife, Nancy, announce the creation of the Tennessee Titans Foundation, an organization established to serve the charitable interests of the state of Tennessee by providing financial support and other resources to non-profit organizations, enriching and strengthening communities throughout the state. Adams donates \$500,000 to start the foundation.

September 5 – Cornerback Darryll Lewis, the team leader in interceptions in each of the past five seasons, is released.

September 12 – Al Del Greco kicks a 33-yard field goal to lift the Titans to a 36-35 win over Cincinnati in the first regular season game and victory at Adelphia Coliseum. The win, in front of 65,272 fans, is the team's first as the Titans, and quarterback Steve McNair passes for a career-high 341 yards in the victory.

September 26 – The team wins its first road contest as the Titans, a 20-19 victory at Jacksonville sealed by a Samari Rolle interception in the end zone with under a minute remaining.

October 31 – Steve McNair returns after missing five games because of a back injury to lead the Titans to defeat the previously-unbeaten St. Louis Rams, 24-21 at Adelphia Coliseum. McNair is named Miller Lite NFL Player of the Week for his performance in the victory.

December 19 - Tennessee clinches the franchise's first playoff berth since 1993 with a 30-17 win over Atlanta at Adelphia Coliseum.

December 22 – G Bruce Matthews, RB Eddie George, DE Jevon Kearse and TE Frank Wycheck are named to the AFC team for the Pro Bowl. Matthews extends his franchise records for consecutive and overall selections (12), and Kearse becomes the first rookie defensive end selected to the Pro Bowl in AFC history and the first in the NFL since 1978.

December 26 – Tennessee defeats Jacksonville for the fourth consecutive time, a 41-14 victory in which Steve McNair throws five touchdown passes. McNair earns his first AFC Offensive Player of the Week and his second

HISTORICAL HIGHLIGHTS

Miller Lite NFL Player of the Week honor this season for his efforts. The win completes the first unbeaten home regular season in club history.

2000

January 8 – In a play known as the “Music City Miracle,” Kevin Dyson returns a Frank Wycheck lateral on a kickoff return 75 yards for a touchdown, lifting the Titans to a 22-16 victory in the AFC Wild Card playoff game over the Buffalo Bills. The improbable play, which occurred with just 16 seconds remaining in the game, gives the franchise its first playoff win in Tennessee in addition to its first since 1993.

January 16 – Eddie George rushes for 162 yards, including a 68-yard touchdown run, as the Titans defeat the Indianapolis Colts, 19-16, in an AFC Divisional Playoff game at the RCA Dome.

January 23 – The Titans beat Jacksonville for the third time of the season and fifth consecutive time, using 23 second-half points en route to a 33-14 win at Alltel Stadium in Jacksonville. Steve McNair runs for two touchdowns and Derrick Mason returns a kickoff 80 yards in the win. The win sends Tennessee to its first Super Bowl in franchise history and its first AFC/AFL Championship since 1961.

January 30 – The Titans fall short in their quest to win Super Bowl XXXIV, as Kevin Dyson is stopped one yard short of the end zone on the final play of the game in a 23-16 St. Louis Rams victory.



Kevin Dyson races down the sideline in the Music City Miracle.



February 16 – The Titans sign unrestricted free agents LB Randall Godfrey (Dallas) and T Fred Miller (St. Louis).

March 7 – Mike Heimerdinger is named offensive coordinator, replacing Les Steckel.

March 13 – Craig Johnson (quality control/offense) and Ronnie Vinklarek (quality control/defense) are added to the coaching staff, while Jim Schwartz is promoted to linebackers coach.

June 15 – The Titans extend the contract of Head Coach Jeff Fisher and expand his title to Executive Vice President.

July 19 – The Titans extend the contract of RB Eddie George.

August 14 – The Titans host Monday Night Football for the first time since moving to Tennessee. A sell-out crowd of 68,072 at Adelphia Coliseum watch the Titans defeat St. Louis, 30-3, in a preseason Super Bowl XXXIV rematch.

October 16 – The Titans host their first regular season Monday Night Football game at Adelphia Coliseum, a 27-13 victory over the Jacksonville Jaguars.

November 12 – Tennessee’s NFL record of 12 consecutive victories to open a new stadium ends in a 24-23 loss to the Baltimore Ravens.

December 14 – S Blaine Bishop, RB Eddie George, T Brad Hopkins, DE Jevon Kearse, KR Derrick Mason, G Bruce Matthews, CB Samari Rolle and TE Frank Wycheck are named to the AFC team for the Pro Bowl. QB

Steve McNair is added as an alternate, giving the Titans nine players on the Pro Bowl roster, the most for the franchise since nine players were selected in 1992.

December 17 – At Cleveland, Bruce Matthews passes brother Clay on NFL games played list at 279 games. Both are honored in pre-game ceremony.

December 25 – The Titans clinch the AFC Central Division Championship with a 31-0 victory against the Dallas Cowboys, earning a 13-3 record for the second-consecutive season and home-field advantage throughout the playoffs. The defensive unit finishes the season ranked first overall in the NFL.

2001

January 7 – Baltimore defeats the Titans, 24-10, in an AFC Divisional Playoff game at Adelphia Coliseum.

February 1 – Defensive coordinator Gregg Williams is hired as head coach of the Buffalo Bills.

February 2 – Jim Schwartz is promoted to defensive coordinator.

February 6 – Gunther Cunningham, former Kansas City Chiefs head coach, is named assistant head coach defense/linebackers.

March 2 – The Titans re-sign unrestricted free agent WR/KR Derrick Mason, who set an NFL record in 2000 with 2,690 all-purpose yards.

March 7 – The Titans agree to terms with unrestricted free agent K Joe Nedney from the Carolina Panthers.

March 28 – The Titans agree to trade their first pick (29th overall) in the 2001 NFL Draft to the St. Louis Rams for defensive end Kevin Carter.

May 22 – The NFL announces its plans to realign divisions beginning in 2002, placing the Titans in the new AFC South with the Jacksonville Jaguars, Indianapolis Colts and expansion Houston Texans.

August 4 – Mike Munchak, Titans offensive line coach and former Houston Oilers guard, is inducted in the Pro Football Hall of Fame after being selected for enshrinement on Jan. 27.

September 25 – Former Nashville Kats (Arena Football League) Head Coach Pat Sperduto is hired as director of arena football league operations.

October 7 – Starting at center in Baltimore, Bruce Matthews plays in his 283rd NFL game and surpasses Jim Marshall for first place on league’s all-time list for games played among non-kickers.

December 30 – Eddie George records a season-high 130 yards rushing against Cleveland, marking the 30th 100-yard game of his career. Additionally, George becomes the first RB in franchise history to post 200 career pass receptions.

2002

January 2 – Bruce Matthews is named to his 14th consecutive Pro Bowl, tying him with Merlin Olsen for the most Pro Bowl selections in league history. Jevon Kearse also is selected for the third consecutive year.

April 5 – The team begins its fifth annual Tennessee Titans Caravan. With 16 players plus staff participating, Titans Caravan V goes on to make 64 stops, including 27 schools, in Tennessee, Kentucky and Alabama over a two-week period.

April 20 – The Titans select DT Albert Haynesworth with their first pick (15th overall) in the 2002 NFL Draft.

April 30 – Titans owner K.S. “Bud” Adams announces that he has purchased an expansion Arena Football League team that will begin play in Nashville in 2004. The team will keep the name of the previous AFL team that played in Nashville, the Nashville Kats.

May 15 – The Titans reach an agreement with Citadel Communications to move the Titans’ flagship radio station to Nashville’s 103 WKDF (103.3 FM).

June 4 – The Titans reach a tentative agreement with Adelphia Business Solutions to have Adelphia’s name removed from the coliseum, pending court approval.

July 15 – Offensive lineman Bruce Matthews officially announces his NFL retirement from the offices of Titans owner K.S. “Bud” Adams, Jr., in Houston, Texas

December 1 – RB Eddie George becomes franchise’s all-time leading rusher, passing Earl Campbell, in victory at New York Giants.

December 8 – Former Titans/Oilers offensive lineman Bruce Matthews is inducted into Titans’ Hall of Fame and has his jersey retired during special

HISTORICAL HIGHLIGHTS

halftime ceremony during Colts game.

December 22 – Titans clinch inaugural AFC South Division with 28-10 victory at Jacksonville.

December 29 – Titans go undefeated in inaugural AFC South division with 13-3 victory at Houston, securing a first-round bye in playoffs. The Titans become NFL's third team to advance to playoffs after starting their season 1-4.

2003

January 1 – QB Steve McNair finishes third in league MVP voting behind Rich Gannon and Brett Favre.

January 11 – Titans defeat Steelers 34-31 in bruising AFC Divisional Playoff Game.

January 19 – Titans play in franchise's fourth AFC Championship Game, but fall short at Oakland, 41-24.

January 25 – Former Houston Oilers DE Elvin Bethea named to the Pro Football Hall of Fame's 2003 class.

February 3 – Head coach Jeff Fisher coaches the AFC to a 45-20 victory in Pro Bowl.

February 7 – Titans president Jeff Diamond signs a new one-year contract.

June 25 – Head coach Jeff Fisher agrees to terms on a long-term contract extension.

December 7 – Frank Wycheck becomes the fourth tight end in NFL history to record 500 career receptions in Tennessee's 29-27 loss at home to Indianapolis.

December 7 – WR Derrick Mason catches six passes for 64 yards at home vs. Indianapolis to record his third consecutive 1,000-yard receiving season.

December 18 – The NFL announces that four Titans are going to the 2004 Pro Bowl – QB Steve McNair (named the starter), along with LB Keith Bulluck, WR Derrick Mason, and P Craig Hentrich. OT Brad Hopkins would later be named to the Pro Bowl as a reserve.

December 21 – QB Steve McNair leads a miraculous comeback at Houston, throwing the game-winning touchdown to Drew Bennett with 17 seconds left in Tennessee's 27-24 victory on the road. In the process, McNair surpasses 3,000 passing yards for the season, joining Warren Moon as only the second QB in franchise history to do so four times.

December 28 – Recently re-signed QB Neil O'Donnell starts following injuries to Steve McNair and Billy Volek. He threw for 232 yards and a pair of touchdowns in Tennessee's season-ending 33-13 victory over the defending Super Bowl Champion Tampa Bay Buccaneers. It marked O'Donnell's last NFL game as he would announce his retirement following the season. Eddie George becomes the 17th running back in NFL history to record 10,000 rushing yards in the team's victory over the Bucs. George rushes for 87 yards to push him over the 1,000-yard rushing mark for the seventh time in his eight NFL seasons. It marked the final regular season game and the final home game for George as a Titan.

2004

January 2 – QB Steve McNair named NFL's co-MVP along with Colts QB Peyton Manning. Each player receives 16 votes from a national panel of 50 journalists.

January 3 – Titans defeat Ravens 20-17 in AFC Wild Card Playoff Game in Baltimore.

January 10 – Titans fall at New England in AFC Divisional Playoff Game, the coldest playoff game in franchise history (four degrees, minus 10 wind chill).

January 11 – K Gary Anderson, the NFL's all-time leading scorer (2,346 points), announces his retirement after 22 seasons.



Joe Nedney's field goal beats Steelers.



Steve McNair is named NFL co-MVP at the conclusion of the 2003 season.

January 20 – Titans owner K.S. "Bud" Adams re-assumes team president role after Jeff Diamond's contract expires.

January 23 – TE Frank Wycheck announces his retirement from the NFL after 11 seasons in the league.

April 24 – Titans select a league-high 13 players in the 2004 NFL Draft, including three players in the second round (the team traded its first-round pick) – TE Ben Troupe, DE Travis LaBoy and DE Antwan Odom.

July 22 – Titans release RB Eddie George.

September 11 – The Titans season opener at Miami is played on Saturday instead of Sunday due to impending Hurricane Ivan. Titans running back Chris Brown rushes for 100 yards in his first NFL start en route to the team's 17-7 victory.

October 11 – On Monday Night Football, Steve McNair quarterbacks the Titans to a 48-27 victory over Green Bay to give him 71 career wins as a starter, surpassing Warren Moon's previous franchise record of 70 victories. The 48 points set a Lambeau Field record for a visiting team. Also in the game, running back Chris Brown carries 27 times for 148 yards and two touchdowns, joining Stump Mitchell (St. Louis Cardinals) and Don Calhoun (New England Patriots) to become the third player in NFL history to gain 100 or more rushing yards in four of his first five NFL starts.

December 13 – Running back Chris Brown totals 91 yards against Kansas City to become the franchise's eighth player to eclipse 1,000 season rushing yards. He finishes the season with 1,067 yards on 220 carries.

December 19 – Titans quarterback Billy Volek becomes fourth quarterback in NFL history to pass for 400 or more yards in two consecutive games after passing for 426 yards against Kansas City (12/13) and 492 yards at Oakland (12/19). The 918-yard total is the second-best two-game total in NFL history behind Phil Simms' record of 945 yards (1985).

2005

January 28 – The Arena Football League's Nashville Kats begin play under owner K.S. "Bud" Adams, Jr., winning 47-38 at the Columbus Destroyers.

February 9 – University of Southern California assistant Norm Chow is hired as Titans offensive coordinator after a 32-year career in college football.

February 21 – Titans part ways with six veterans – K Joe Nedney, DE Kevin Carter, CB Samari Rolle, RB/FB Robert Holcombe, T Fred Miller and WR Derrick Mason – due to salary cap concerns.

April 23 – Titans select West Virginia cornerback Adam "Pacman" Jones with the sixth overall pick in the 2005 NFL Draft.

May 6 – Titans owner K.S. "Bud" Adams, Jr. pledges \$600,000 over three years for scholarship program that provides money for college for one student-athlete from every high school in Tennessee.

September 6 – Through his foundation, quarterback Steve McNair organizes a relief drive for victims of Hurricane Katrina. Titans fans respond in droves, arriving at LP Field to fill over 20 tractor trailers worth of goods to be sent to the Gulf Coast region.

September 18 – Titans General Manager Floyd Reese becomes the first GM in team history to record 100 wins as the Titans defeat the Ravens by a score of 25-10.

October 9 – Head Coach Jeff Fisher becomes the 34th coach in NFL history and the first in franchise history to notch 100 wins as the Titans win at Houston by a score of 34-20. Also in the game, quarterback Steve McNair became the 49th player in NFL history and second player in franchise history to reach 25,000 career passing yards.



Eddie George salutes the fans following his final home game as a Titan.

HISTORICAL HIGHLIGHTS

2006

February 12 – Titans defensive end Kyle Vanden Bosch plays in his first career Pro Bowl. In his first season with the Titans, Vanden Bosch finished fourth in the NFL with 12.5 sacks, the most by a team member since 1999.

February 24 – K.S. "Bud" Adams, Jr. is inducted into the Tennessee Sports Hall of Fame.

March 13-15 – After a delay to the start of the NFL year due to collective bargaining talks between the league and the NFL Players Association, the Titans strike quickly in the initial days of free agency. They agree to terms with four veteran unrestricted free agents – linebacker David Thornton (Indianapolis), wide receiver David Givens (New England), center Kevin Mawae (N.Y. Jets) and safety Chris Hope (Pittsburgh) – within a three day span.

April 29 – Titans select quarterback Vince Young out of the University of Texas with the third overall pick in the 2006 NFL Draft.

June 6 – Titans and Louisiana Pacific Corporation reach an agreement on a new naming rights sponsorship that calls for the team's home stadium to be named LP Field. LP obtains the naming rights for 10 years.

June 9 – Titans trade quarterback Steve McNair to the Baltimore Ravens in exchange for a fourth-round draft choice in 2007.

June 14 – Offensive tackle Brad Hopkins announces his retirement from the NFL. Hopkins retires after playing in 194 games, the third-most in franchise history at the time (Matthews, Bethea). His 188 starts were the second-most in team history for an offensive lineman (Matthews).

July 29 – Titans sign first-round pick, QB Vince Young.

August 26 – Steve Underwood promoted to Senior Executive Vice President/Chief Operating Officer.

August 5 – Former Houston Oilers QB Warren Moon is inducted into the Pro Football Hall of Fame.

November 26 – Trailing 21-0 entering the fourth quarter, Vince Young leads the Titans to 24 unanswered points, posting the largest comeback by a rookie QB in NFL history. Rob Bironas' 49-yard field goal caps the stunning victory over the Giants at LP Field.

December 3 – Rob Bironas kicks franchise-long 60-yard field goal to beat the Colts, 20-17, at LP Field. The 60-yarder tied Steve Cox and Morten Andersen for the fourth-longest field goal in NFL history.

December 10 – Vince Young returns to his hometown and runs for a 39-yard touchdown in overtime to defeat the Texans, 26-20, at Reliant Stadium.

December 31 – Titans exercise 2007 option on head coach Jeff Fisher's contract.

2007

January 3 – Vince Young named the Associated Press Offensive Rookie of the Year.

January 5 – After 13 seasons at the helm, Floyd Reese resigns as general manager of the Titans.

February 1 – Vince Young named Diet Pepsi NFL Rookie of the Year.

February 3 – Former offensive lineman Bruce Matthews becomes the first franchise player that wore the Titans uniform to be voted into the Pro Football Hall of Fame.

February 10 – Vince Young becomes the first rookie quarterback in NFL history to play in the Pro Bowl.

February 12 – Titans name former Oilers safety Mike Reinfeldt the team's new General Manager.

February 28 – Vincent Marino hired from NFL office as Senior Director of Football Administration.

April 10 – NFL suspends Adam "Pacman" Jones for 2007 season.

April 28 – Titans select Texas DB Michael Griffin with the 19th overall pick in the NFL Draft.

August 4 – Bruce Matthews inducted into Pro Football Hall of Fame.

August 4 – NFL Commissioner Roger Goodell visits Titans training camp.

September 24 – Keith Bulluck intercepts a career-high three passes as the Titans cruise to a 31-14 victory at New Orleans on Monday Night Football.

October 21 – Rob Bironas kicks an NFL-record eight field goals, including a game-winning 29-yarder, as the Titans defeat the Houston Texans 38-36 at Reliant Stadium.

December 30 – Titans win last three regular season games, including a 16-10 victory at Indianapolis in the season finale to clinch the AFC's final playoff spot and the team's first postseason berth since 2003.

2008

January 6 – Vince Young becomes the youngest quarterback in franchise history to start in playoffs as the Titans fall 17-6 at San Diego in an AFC Wild Card game.

January 15 – Titans release offensive coordinator Norm Chow of his duties.

January 17 – Titans hire Mike Heimerdinger as offensive coordinator.

February 10 – Albert Haynesworth, Kyle Vanden Bosch and Rob Bironas play in Pro Bowl.

February 20 – Titans use franchise tag on DT Albert Haynesworth.

March 6 – Titans sign former Eagles DE Jevon Kearse as unrestricted free agent.

March 27 – Veteran guard Benji Olson announces retirement after 10 NFL seasons.

April 5 – Titans unveil new logo to celebrate team's 10th anniversary.

April 17 – Titans hold press conference honoring retirement of former franchise QB Steve McNair.

April 26 – Titans select East Carolina RB Chris Johnson with first pick (24th overall) in NFL Draft.

April 26 – Titans trade CB Pacman Jones to Dallas Cowboys for fourth-round draft pick and additional considerations (resulted in 4th-round pick in 2009 from Titans to Cowboys).

July 25 – The Titans reach a one-year contract agreement with franchised free agent defensive tackle Albert Haynesworth.

September 7 – On the same day Titans owner K.S. "Bud" Adams, Jr. is added to the Titans/Oilers Hall of Fame, he unveils a Titans/Oilers Ring of Honor at LP Field during the season opener against Jacksonville. The initial members of the Ring of Honor include Adams, Elvin Bethea, George Blanda, Earl Campbell, Mike Holovak, Ken Houston, Mike Munchak, Jim Norton, Warren Moon and Bruce Matthews.

September 21 – Cornerback Cortland Finnegan sets a club record with a 99-yard INT return for a TD in a win against the Houston Texans.

September 28 – A 30-17 victory over the Minnesota Vikings at LP Field gives the Titans four consecutive wins to open the season for the first time in franchise history.

October 19 – In a 34-10 victory at Kansas City, the Titans set a franchise rushing record with 332 rushing yards, including 168 yards by Chris Johnson and 149 yards by LenDale White.

October 27 – At halftime of a Monday night game against the Colts at LP Field, the Titans induct Steve McNair, Eddie George and Frank Wycheck to the Titans/Oilers Hall of Fame and the Ring of Honor.

November 2 – On a day in which the Titans win in overtime against the Green Bay Packers, the club celebrates its 100th consecutive sellout at LP Field, including every preseason, regular season and playoff game from the time the stadium opened in 1999.

November 16 – With a 24-14 win at Jacksonville, the Titans win their 10th consecutive game to open the 2008 season and their 13th consecutive regular season game dating back to the last three regular season games of 2007.

November 27 – At Detroit on Thanksgiving, the Titans defeat the Lions 47-10, the team's seventh-highest margin of victory of all-time and Detroit's highest margin of defeat on Thanksgiving.

December 7 – The Titans clinch the AFC South title with a 28-9 victory over the Cleveland Browns at LP Field. It is the ninth division crown in club history.

December 16 – Six Titans are selected to the Pro Bowl – center Kevin Mawae, left tackle Michael Roos, running back Chris Johnson, defensive tackle Albert Haynesworth, safety Chris Hope and



Jevon Kearse celebrates the Titans' 10-0 start in 2008.

HISTORICAL HIGHLIGHTS

cornerback Cortland Finnegan. Additionally, quarterback Kerry Collins and safety Michael Griffin are named to the roster at a later date as alternates.
December 31 – The Titans defeat the Pittsburgh Steelers 31-14 to secure home-field advantage throughout the AFC Playoffs and tie the franchise record for most regular season wins (13).

2009

February 1 – Nancy Adams, co-owner, vice chairman of the board and wife of K.S. “Bud” Adams, Jr., passes away in Houston at the age of 84.

February 12 – Chuck Cecil is elevated from secondary coach to defensive coordinator, replacing Jim Schwartz, who was hired as head coach by the Detroit Lions.

April 1 – The Titans unveil a new logo to celebrate the club’s 50th season, incorporating the Oilers’ oil derrick logo with the fireball logo and the number 50.

March 2 – The Titans sign unrestricted free agent wide receiver Nate Washington from the Pittsburgh Steelers.

April 25 – The Titans select Rutgers WR Kenny Britt with the 24th overall selection in the 2009 NFL Draft, the first of 11 Titans draft choices.

July 4 – Former Titans quarterback Steve McNair is shot and killed in Nashville.

July 8-9 – The Titans open LP Field to the public for fans to pay their respects to Steve McNair. On July 9, a memorial service is held at Mt. Zion Baptist Church in Whites Creek, Tenn.

July 11 – After a funeral service at Reed Green Coliseum in Hattiesburg, Miss., Steve McNair’s body is laid to rest at Griffith Cemetery, approximately 20 miles from his home in Mt. Olive, Miss.

August 3 – The Titans celebrate the 50th anniversary (Aug. 3, 1959) of K.S. “Bud” Adams, Jr.’s announcement of Houston’s entry in the American Football League.

August 6 – The Titans announce that they will wear a “9” helmet sticker during the season to honor the late Steve McNair. The sticker appears on the back of the helmet and remains in place throughout the entire 2009 season.

August 9 – In a 21-18 Hall of Fame Game victory over the Buffalo Bills in Canton, Ohio, the Titans debut their 50th anniversary “legacy” uniforms. They wear the uniforms a total of four times in 2009.

October 18 – The Titans suffer the worst loss in franchise history at New England, losing 59-0 in their sixth consecutive loss to open the season. After a bye the next week, they win five consecutive games and finish at 8-8, becoming the only team in NFL history to win more than six games after starting the season at 0-6.

November 1 – At LP Field, Chris Johnson rushes for 228 yards in a victory over the Jacksonville Jaguars to set a new franchise single-game rushing record.

November 29 – Quarterback Vince Young leads a 99-yard drive in the final minutes of a game against the Arizona Cardinals to give the Titans a 20-17 win at LP Field. Young connects with rookie wide receiver Kenny Britt on a 10-yard touchdown pass as time expires.

2010

January 3 – With a 134-yard rushing performance in the season finale at Seattle, running back Chris Johnson becomes the sixth player in NFL history to reach 2,000 rushing yards in a season. Totalling 2,006 yards on 358 carries, he joined Eric Dickerson, Jamal Lewis, Barry Sanders, Terrell Davis and O.J. Simpson as the only players to accomplish the feat. He also set a new team single-season rushing record (Earl Campbell), and he became the NFL’s new single-season leader in total yards from scrimmage (2,509), surpassing Marshall Faulk’s former record. The Titans defeat the Seahawks 17-13.

January 13 – Running back Chris Johnson is named Associated Press NFL Offensive Player of the Year.

February 18 – The Titans’ all-time leading punter, Craig Hentrich, announces his NFL retirement.

April 22 – The Titans select Georgia Tech defensive end Derrick Morgan with the 16th overall pick in the NFL Draft.

October 24 – The Titans open the season with a 5-2 start after defeating the Philadelphia Eagles 37-19. Wide receiver Kenny Britt amasses the fifth-

most receiving yards in franchise history with 225 yards on a career-high seven receptions with three touchdowns.

November 21 – Marc Mariani returns a punt 87 yards for a touchdown against Washington becoming just the second Titans/Oilers player to record a punt return and a kickoff return for touchdowns in the same regular season.



Johnson poses with offensive players and coaches after becoming just the sixth player in NFL history to reach 2,000 yards rushing in a season.

2011

January 21 – The Titans release defensive coordinator Chuck Cecil of his duties.

January 28 – The Titans and head coach Jeff Fisher agree to part ways.

February 7 – The Titans name Mike Munchak the 16th head coach in franchise history.

February 8 – The Titans release offensive coordinator Mike Heimerdinger of his duties.

February 12 – The Titans hire Jerry Gray as defensive coordinator.

February 15 – The Titans hire Chris Palmer as offensive coordinator.

March 4 – The Collective Bargaining Agreement between the NFL and the Players Association expires.

March 11 – NFL players are locked out of team facilities due to the collective bargaining stalemate between the clubs and NFL Players Association.

April 28 – The Titans select Washington quarterback Jake Locker with the eighth overall pick in the NFL Draft.

July 25 – The lockout ends after a new CBA is reached.

July 28 – The Titans terminate quarterback Vince Young’s contract.

July 29 – On the day players report to training camp, the Titans sign unrestricted free agent quarterback Matt Hasselbeck. In total, within a week of the lockout ending, the Titans sign contracts with nine draft choices, 14 rookie free agents, three restricted free agents and eight unrestricted free agents.

September 1 – The Titans and Chris Johnson agree to terms on a new, multi-year contract, ending the running back’s holdout.

September 18 – Mike Munchak notches his first victory as a head coach as the Titans defeat the Baltimore Ravens 26-13 at LP Field.

October 19 – The Titans and Nashville Mayor Karl Dean announce proposed renovation plans for LP Field, including much larger and sharper video screens, a greatly enhanced sound system, elevators to provide service for upper deck seat holders, and general improvements to LP Field infrastructure. The team announces that the improvements would not require new revenues, but instead will be covered by user fees already being collected.

December 7 – Metro Council approves a bond issuance of up to \$28 million to finance renovations at LP Field.

2012

January 1 – With a 23-22 victory in the season finale at Houston, the franchise records its 400th all-time win in the regular season and

HISTORICAL HIGHLIGHTS

playoffs, all under the ownership of K.S. "Bud" Adams, Jr. In the victory, Matt Hasselbeck eclipses 3,500 passing yards on the season and Nate Washington reaches the 1,000-yard receiving mark. Additionally, Chris Johnson records 1,000 rushing yards for the fourth consecutive season.

January 18 – The Titans elevate Mike Reinfeldt to senior executive vice president/chief operating officer and Ruston Webster to executive vice president/general manager. Lake Dawson is promoted to vice president of player personnel.

February 4 – Titans Owner K.S. "Bud" Adams, Jr. is named the first winner of the NFL's Salute To Service Award. Adams is recognized at the NFL Honors event for his outstanding efforts in supporting U.S. service members and veterans.

March 5 – The Titans use the franchise tag on safety Michael Griffin, who was scheduled to become an unrestricted free agent on March 13.

April 26 – The Titans select Baylor wide receiver Kendall Wright with the 20th overall pick in the 2012 NFL Draft.

June 19 – The Titans reach an agreement with franchise player Michael Griffin on a long-term contract.

July 30 – Wide receiver O.J. Murdock is found dead in Tampa, Fla., of a self-inflicted wound.

August 3 – Former Titans linebacker Keith Bulluck announces his retirement from the NFL during a press conference at Baptist Sports Park.

September 23 – In a 44-41 overtime victory over the Detroit Lions, the Titans become the first team in NFL history to score five touchdowns of 60 yards or longer in a game, reaching the end zone on a punt return by Tommie Campbell, a kickoff return by Darius Reynaud, a fumble return by Alterraun Verner and touchdown receptions by Jared Cook and Nate Washington. Locker passes for 378 yards in his first career win as a starter.

November 26 – The Titans dismiss offensive coordinator Chris Palmer and name quarterbacks coach Dowell Loggains as the new offensive coordinator.

December 17 – In a 14-10 victory over the New York Jets on *Monday Night Football*, Chris Johnson sets a franchise record with a 94-yard touchdown run.

December 30 – The Titans defeat the Jacksonville Jaguars 38-20 and become the first team in NFL history with two punt return touchdowns (both by Darius Reynaud) and two interception return touchdowns (both by Zach Brown) in the same game. They also become only the second team in NFL history with four total return touchdowns in a game.

December 31 – Mike Reinfeldt is dismissed as senior executive vice president/chief operating officer.

2013

February 2 – Former Oilers defensive tackle Curley Culp is selected for enshrinement in the Pro Football Hall of Fame.

March 14 – The Titans sign tight end Delanie Walker as an unrestricted free agent from the San Francisco 49ers.

April 1 – Former Oilers head coach Jack Pardee passes away.

July 11 – Titans team headquarters is renamed Saint Thomas Sports Park after Saint Thomas Hospital announces it is renaming its Baptist Hospital properties.

October 18 – Former Oilers head coach Bum Phillips passes away.

October 21 – At his home in Houston, Titans Founder, Owner, Chariman of the Board, President and CEO K.S. "Bud" Adams, Jr. passes away from natural causes at the age of 90. Called a "pioneer and innovator" by NFL Commissioner Roger Goodell upon his death, Adams was in his 54th year leading the organization.

October 28 – K.S. "Bud" Adams, Jr. is entombed at Forest Park Westheimer Cemetery in Houston.

October 29 – The Titans announce Tommy Smith will be team president and chief executive officer; Susie Adams Smith and Amy Adams Hunt will serve as co-chairpersons; and Kenneth Adams IV will join the Titans board as a director.

2014

January 4 – The Titans and head coach Mike Munchak agree to part ways.

January 13 – San Diego Chargers offensive coordinator and former

Arizona Cardinals head coach Ken Whisenhunt is hired as the 17th head coach in Titans/Oilers history.

April 4 – The Titans release running back Chris Johnson.

May 8 – The Titans select Michigan tackle Taylor Lewan with the 11th overall pick in the 2014 NFL Draft.

2015

March 20 – President and CEO Tommy Smith announces he is retiring from that role. The Titans begin the search process for a new team CEO/president and install Steve Underwood as interim president.

April 30 – The Titans select Oregon quarterback Marcus Mariota with the second overall pick in the 2015 NFL Draft.

June 25 – The Titans and Nissan announce a 20-year agreement to rename the team's home venue Nissan Stadium.

September 1 – Following a bout with cancer, 85-year-old Titans scout C.O. Brocato dies. Brocato spent 40 years with the organization after joining the club in 1975.

September 13 – Quarterback Marcus Mariota makes his regular season debut, completing 13 of 15 passes for 209 yards with four touchdowns and no interceptions (158.3 passer rating). He becomes the second rookie in NFL history to throw four touchdown passes in a season opener, joining Fran Tarkenton (1961).

November 3 – The Titans relieve head coach Ken Whisenhunt of his duties and name assistant head coach/tight ends Mike Mularkey as interim head coach for the remainder of the season.

2016

January 4 – The Titans relieve general manager Ruston Webster of his duties. Steve Underwood is named as the team's president and chief executive officer on a permanent basis, with the interim tag removed from his title.

January 14 – The Titans hire Tampa Bay Buccaneers director of player personnel Jon Robinson as general manager.

January 16 – Mike Mularkey is named as the 18th head coach in franchise history, taking over the role after serving the final nine games of 2015 as the interim head coach.

April 14 – Two weeks prior to the 2016 NFL Draft, the Titans trade the first overall pick to the Los Angeles Rams. The Titans also deal a fourth-round pick and a sixth-round pick in the deal. In exchange, the Titans receive a first-round pick (15th overall), a pair of second-round picks and a third-round pick in 2016, plus the Rams' 2017 first- and third-rounders.

December 20 – Running back DeMarco Murray, tight end Delanie Walker, tackle Taylor Lewan, outside linebacker Brian Orakpo and defensive tackle Jurrell Casey are named to the Pro Bowl, giving the Titans five or more Pro Bowl selections for the first time since 2008.

2017

January 5 – Jon Robinson is promoted to executive vice president/general manager.

April 27 – The Titans select wide receiver Corey Davis (fifth overall) and cornerback Adoree' Jackson (18th overall) in the first round of the 2017 NFL Draft, marking the first time the team makes two picks in the first round since 1987.

December 19 – Defensive tackle Jurrell Casey, punter Brett Kern and tackle Taylor Lewan are named to the Pro Bowl. Safety Kevin Byard, special teamer Brynden Trawick and tight end Delanie Walker are later named to the squad, giving the Titans five or more Pro Bowl selections in consecutive seasons.

December 31 – The Titans clinch their 22nd playoff berth in franchise history with a 15-10 victory over the Jacksonville Jaguars in the regular season finale at Nissan Stadium.

2018

January 6 – The Titans open the NFL postseason with a 22-21 win over the Kansas City Chiefs at Arrowhead Stadium, giving the franchise its first postseason win since Jan. 3, 2004. After the Titans trailed 21-3 at the start of the second half, their victory tied for the second-largest comeback by a road team in NFL playoff history.

HISTORICAL HIGHLIGHTS



Controlling owner Amy Adams Strunk, along with current and former Titans players, unveiled the team's new uniforms on April 4, 2018.

January 15 – The Titans and head coach Mike Mularkey agree to part ways.

January 20 – Houston Texans defensive coordinator Mike Vrabel is hired as the 19th head coach in Titans/Oilers history.

February 3 – Former Oilers outside linebacker Robert Brazile is elected to the Pro Football Hall of Fame (inducted Aug. 4, 2018).

April 4 – In downtown Nashville, the Titans unveil new uniforms in front of an estimated audience of 15,000-20,000 fans. The event marked the first significant uniform alterations for the club since 1999.

May 23 – In Atlanta at the annual Spring League Meeting, the NFL announces that the 2019 NFL Draft will take place in Nashville.

September 9 – The Titans and Dolphins open the 2018 season with a seven-hour, 10-minute contest, the longest NFL game since the 1970 merger. The game features two separate lightning delays that totaled three hours and 59 minutes.

October 21 – The Titans travel to London to face the Los Angeles Chargers at Wembley Stadium. The contest marks the franchise's first regular season game at an overseas location.

December 6 – Running back Derrick Henry sets a franchise record with 238 rushing yards and ties a franchise mark with four rushing touchdowns, including an NFL-record-tying 99-yard rushing score against Jacksonville.

December 20 – Defensive tackle Jurrell Casey, punter Brett Kern and tackle Taylor Lewan are named to the Pro Bowl.

2019

February 2 – Former Titans center Kevin Mawae is elected to the Pro Football Hall of Fame (inducted Aug. 3, 2019).

April 25-27 – The 2019 NFL Draft is held in downtown Nashville. Nashville shatters a draft record with more than 600,000 fans attending during the three-day event and sets another draft record with more than 47.5 million television viewers. For the city of Nashville, the event generated a record \$133 million in direct spending, a 79 percent increase over the previous draft in Dallas (\$74 million). The economic impact was another record-breaker at \$224 million, also a 79 percent increase over the \$125 million in 2018.



The 2019 NFL Draft was held in downtown Nashville.

April 25 – The Titans select Mississippi State defensive lineman Jeffery Simmons with the 19th overall pick in the first round of the 2019 NFL Draft.

June 12 – Titans controlling owner Amy Adams Strunk announces that the franchise will retire Steve McNair's No. 9 jersey and Eddie George's No. 27 jersey.

July 30 – Titans controlling owner Amy Adams Strunk announces \$450,000 in grant funding to 10 local non-profit organizations in the spaces of education, African American history and culture, social justice, diversionary and re-entry programs, immigrant outreach and domestic violence and sexual assault. The National Museum of African American Music and the NAACP Freedom Fund each receive \$100,000 grants.

September 15 – During a halftime ceremony in a game against the Indianapolis Colts, the Titans retire Steve McNair's No. 9 jersey and Eddie George's No. 27 jersey.

November 13 – The Titans announce plans to begin a 60,000-square-foot expansion of Saint Thomas Sports Park, nearly doubling the footprint of the team's headquarters in Nashville.

December 13 – The Titans hold a groundbreaking ceremony for the expansion of Saint Thomas Sports Park. Controlling owner Amy Adams Strunk is joined by Tennessee Governor Bill Lee and U.S. Senators Lamar Alexander and Marsha Blackburn.

December 29 – The Titans conclude the 2019 season with a 35-14 victory at Houston. They finish the regular season 9-7 and clinch a wild card playoff berth. Derrick Henry rushes for 211 yards (fifth-most in franchise history) and three touchdowns, and in the process, he captures the 2019 NFL rushing title with 1,540 rushing yards. A.J. Brown's 124 yards in the game make him the franchise's third 1,000-yard rookie receiver (Bill Groman and Ernest Givins).

2020

January 4 – The Titans defeat the New England Patriots 20-13 in a wild card game. Derrick Henry rushes for 182 yards to set a new franchise postseason record.

January 11 – The Titans defeat the Baltimore Ravens 28-12 in a divisional playoff game. Derrick Henry rushes for 195 yards to establish a franchise postseason record for the second consecutive week.

January 19 – The Titans play at Kansas City in their first AFC Championship Game since Jan. 19, 2003. Their playoff run comes to an end with a 35-24 loss to the Chiefs.

March 4 – The Titans Foundation and controlling owner Amy Adams Strunk announce a donation of \$1 million to The Community Foundation of Middle Tennessee following the devastation of an EF-3 tornado that swept through the region on the night of March 2-3. The NFL Foundation also contributes \$250,000. On March 6, Titans players and staff members volunteer with the cleanup and relief effort in Nashville.

March 15 – A new collective bargaining between the NFL and NFL Players Association is ratified. The agreement runs through the 2030 season.

March 15 – The Titans announce a multi-year contract extension with quarterback Ryan Tannehill.

March 16 – The NFL announces the postponement of all in-person offseason programs in response to the coronavirus pandemic. Teams are later given the option of conducting virtual offseason programs but are prohibited from gathering at team facilities for the duration of the offseason.

March 16 – The Titans place the franchise tag on running back Derrick Henry and later come to terms on a long-term contract agreement.

April 23 – The 2020 NFL Draft is held in a virtual setting with all team personnel and draftees at their own homes due to the COVID-19 pandemic.

May 8 – The Titans elevate Burke Nihill to team president/CEO after Steve Underwood announces his retirement from a full-time role.

June 11 – Titans controlling owner Amy Adams Strunk adds her voice and the voice of the organization to support the peaceful protests calling for equality and denouncing racism in the wake of the death of George Floyd. "Hearts, minds and institutions need to change throughout our country," she says. "Those who face racism need to be heard, and more importantly, understood by those who haven't listened before ... Hearing our players and coaches speak over the last two weeks has been constructive to this vital discussion. I support our players using peaceful protests and their platforms to advance us as a nation. I would encourage those who

HISTORICAL HIGHLIGHTS



haven't thought about these issues before to understand the pain, anger and frustration of the black community. Black lives matter. We should all agree on that."

July 25 - The NFL cancels all 2020 preseason contests and modifies all team's training camps because of safety protocols involving the COVID-19 pandemic. However, the 2020 regular season starts as scheduled.

October 13 - The Titans defeat the Buffalo Bills 42-16 at Nissan Stadium in the NFL's second Tuesday game since 1946. Positive COVID-19 test results force the Titans to close their headquarters on Tuesday, Sept. 29, and reschedule their game with the Pittsburgh Steelers. The facility does not reopen until Saturday, Oct. 10. Following just three days of in-person activities, the Titans take the field against the previously unbeaten Bills and win convincingly. At the time of the Bills game, the Titans had eight players on their reserve/COVID-19 lists, including five from their active/inactive roster. At the outbreak's peak, there were a total of 14 players on the reserve/COVID-19 lists.

December 18 - The Titans and the City of Nashville announce that they are engaged in formal discussions regarding the future of Nissan Stadium. The discussions aim to secure the Titans' future in Nashville and facilitate the creation of a new Nashville neighborhood surrounding the facility.

2021

January 3 - The Titans clinch the AFC South division crown with a 41-38 victory over the Houston Texans after practice squad call-up kicker Sam Sloman bounces a 37-yard field goal attempt off the right upright and through as time expires in regulation. It gives the Titans their first AFC South championship since 2008. In the victory, Derrick Henry captures his second consecutive NFL rushing title after posting a franchise-record 250 rushing yards. He accumulates 2,027 rushing yards on the 2020 season, making him just the eighth player in NFL history to reach the 2,000-yard rushing mark.

February 6 - Running back Derrick Henry is named Associated Press NFL Offensive Player of the Year.

June 6 - The Titans acquire wide receiver Julio Jones in a trade with the Atlanta Falcons. The Titans send a 2022 second-round pick and a conditional 2023 fourth-round selection to Atlanta in exchange for Jones and a 2023 sixth-round pick.

September 26 - The Titans induct former Oilers coach O.A. "Bum" Phillips into the franchise's Ring of Honor. Phillips was the personification of the 'Luv Ya Blue Era' as the head coach of the Oilers for six seasons (1975-80). Upon leaving the organization, he owned a .608 winning percentage (59-38), the best at that time by any Oilers head coach with at least two full seasons.

November 21 - The Titans induct former head coach Jeff Fisher and former general manager Floyd Reese into the franchise's Ring of Honor. Fisher is the winningest coach in franchise history, amassing 147 wins from 1994-2010 and the team's only Super Bowl appearance following the 1999 season. Reese had a 21-year run (1986-2006) with the Oilers/Titans as a coach and executive and is the winningest general manager in franchise history.

2022

January 2 - The Titans defeat the Miami Dolphins 34-3 at Nissan Stadium, clinching their second consecutive AFC South division title. It marks the organization's first back-to-back division titles since the Oilers won the AFL Eastern division each season from 1960 to 1962.

January 9 - The Titans finish the 2021 regular season with a 28-25 victory at Houston and in the process earned the No. 1 seed in the AFC playoffs for the first time since 2008. The Titans set an NFL record for a non-strike year by using 91 total players in 2021.

February 10 - Mike Vrabel is named the Associated Press NFL Coach of the Year, becoming the franchise's first head coach to accomplish the feat. He also earned NFL Coach of the Year honors from the Pro Football Writers of America, Sporting News, 101 Awards and the NFL on FOX Awards.

April 28 - During the first round of the 2022 NFL Draft, the Titans trade wide receiver A.J. Brown to the Philadelphia Eagles in exchange for a first-round pick (18th overall) and a third-round pick (101st overall).

October 18 - Former Titans tight end Delanie Walker announces his retirement at Nissan Stadium. He finishes his career as a three-time Pro Bowl selection (2015-17), four-time captain and two-time Walter Payton NFL Man of the Year nominee (2013, 2015).

October 20 - At Tennessee State University, the Titans announce a new community benefits platform with 16 local and regional organizations. The



ONE Community platform includes multi-faceted programs to reach many of Nashville's most underserved communities with a focus on three areas: Opportunity, Neighborhoods and Education.

October 30 - At Houston, running back Derrick Henry rushes for 219 yards and two touchdowns, giving him 75 total career touchdowns to break Eddie George's franchise record (74).

December 6 - The Titans part ways with general manager Jon Robinson. Vice president of player personnel Ryan Cowden will lead the player personnel department for the remainder of the 2022 season.

2023

January 18 - Former San Francisco 49ers director of player personnel Ran Carthon is hired as the 14th general manager in franchise history.

January 31 - The Titans announce that a monofilament, synthetic turf playing surface will be installed at Nissan Stadium, citing a review of both injury data and the growth patterns of natural grass in the region leading to the decision.

February 24 - The Titans and Nashville Mayor John Cooper submit an agreement for approval by the Nashville Metro Council to build a new, enclosed stadium on Nashville's East Bank.

April 11 - The Titans announce a multi-year contract extension with defensive tackle Jeffery Simmons.

April 26 - The Titans receive final approval from the Metropolitan Nashville Council with a 26-12 vote to move forward with plans to build a new, enclosed stadium set on Nashville's East Bank. The stadium agreement includes a new 30-year lease and non-relocation pact between the Titans and the Nashville Sports Authority. The terms remove the previous obligation of Nashville's General Fund to maintain and upgrade the

HISTORICAL HIGHLIGHTS

stadium and return 66 acres of land to the City of Nashville previously restricted by parking lots through 2039. The team will contribute nearly \$48 million over the life of the lease to the Nashville Needs Impact Fund, a fund directed by the Metro Council to support city needs such as public education, public transit, affordable housing, and several other areas. The new stadium, estimated at 1.75 million square feet with a seating capacity of approximately 60,000, is anticipated to bring in year-round major events; will host Tennessee State University home football games, extending the long-standing partnership between TSU and the Titans; and include a 12,000 square foot community space to host classes for local schools, job trainings, and other community events. The Titans are responsible for \$840 million of stadium funding and any cost overruns. The State of Tennessee will contribute \$500 million, and the remaining \$760 million of the \$2.1 billion budget will come from revenue bonds issued by the Metro Sports Authority to be repaid through a one-percent increase in Davidson County's hotel occupancy tax, in-stadium sales tax, 50 percent of sales tax from future development of the stadium's campus, rent paid by the team, and a pre-existing ticket tax of three dollars per ticket sold that will carry over to the new building. The stadium budget includes stadium-related infrastructure required to open the building.

June 1 - Titans all-time leading punter Brett Kern announces his NFL retirement at Ascension Saint Thomas Sports Park. At the time of his retirement, he ranks as the franchise's all-time career leader in punts (923), gross punting average (45.9 yards), net punting average (40.8) and punts placed inside the 20 (373), and his 197 career games played with the team ranks third in club history behind Bruce Matthews (296) and Elvin Bethea (210).

HOME/AWAY WIN-LOSS RECORDS

REGULAR SEASON HOME RECORD				
Year	W	L	T	Pct.
1960	6	1	0	.857
1961	6	1	0	.857
1962	6	1	0	.857
1963	4	3	0	.571
1964	3	4	0	.429
1965	3	4	0	.429
1966	3	4	0	.429
1967	5	2	0	.714
1968	3	4	0	.429
1969	4	2	1	.643
1970	1	6	0	.143
1971	3	3	1	.500
1972	1	6	0	.143
1973	0	7	0	.000
1974	3	4	0	.429
1975	5	2	0	.714
1976	3	4	0	.429
1977	5	2	0	.714
1978	5	3	0	.625
1979	6	2	0	.750
1980	6	2	0	.750
1981	5	3	0	.625
1982	1	4	0	.200
1983	2	6	0	.250
1984	2	6	0	.250
1985	4	4	0	.500
1986	4	4	0	.500
1987	5	2	0	.714
1988	7	1	0	.875
1989	6	2	0	.750
1990	6	2	0	.750
1991	7	1	0	.875
1992	5	3	0	.625
1993	7	1	0	.875
1994	2	6	0	.250
1995	3	5	0	.375
1996	2	6	0	.250
1997	6	2	0	.750
1998	3	5	0	.375
1999	8	0	0	1.000
2000	7	1	0	.875
2001	3	5	0	.375
2002	6	2	0	.750
2003	7	1	0	.875
2004	2	6	0	.250
2005	3	5	0	.375
2006	4	4	0	.500
2007	5	3	0	.625
2008	7	1	0	.875
2009	5	3	0	.625
2010	3	5	0	.375
2011	5	3	0	.625
2012	4	4	0	.500
2013	3	5	0	.375
2014	1	7	0	.125
2015	1	7	0	.125
2016	5	3	0	.625
2017	6	2	0	.750
2018	6	2	0	.750
2019	4	4	0	.500
2020	5	3	0	.625
2021	7	2	0	.778
2022	3	5	0	.375
Totals:	268	213	2	.557

REGULAR SEASON ROAD RECORD				
Year	W	L	T	Pct.
1960	4	3	0	.571
1961	4	2	1	.643
1962	5	2	0	.714
1963	2	5	0	.286
1964	1	6	0	.143
1965	1	6	0	.143
1966	0	7	0	.000
1967	4	2	1	.643
1968	4	3	0	.571
1969	2	4	1	.357
1970	2	4	1	.357
1971	1	6	0	.143
1972	0	7	0	.000
1973	1	6	0	.143
1974	4	3	0	.571
1975	5	2	0	.714
1976	2	5	0	.286
1977	3	4	0	.429
1978	5	3	0	.625
1979	5	3	0	.625
1980	5	3	0	.625
1981	2	6	0	.250
1982	0	4	0	.000
1983	0	8	0	.000
1984	1	7	0	.125
1985	1	7	0	.125
1986	1	7	0	.125
1987	4	4	0	.500
1988	3	5	0	.375
1989	3	5	0	.375
1990	3	5	0	.375
1991	4	4	0	.500
1992	5	3	0	.625
1993	5	3	0	.625
1994	0	8	0	.000
1995	4	4	0	.500
1996	6	2	0	.750
1997	2	6	0	.250
1998	5	3	0	.625
1999	5	3	0	.625
2000	6	2	0	.750
2001	4	4	0	.500
2002	5	3	0	.625
2003	5	3	0	.635
2004	3	5	0	.375
2005	1	7	0	.125
2006	4	4	0	.500
2007	5	3	0	.625
2008	6	2	0	.750
2009	3	5	0	.375
2010	3	5	0	.375
2011	4	4	0	.500
2012	2	6	0	.250
2013	4	4	0	.500
2014	1	7	0	.125
2015	2	6	0	.250
2016	4	4	0	.500
2017	3	5	0	.375
2018	3	5	0	.375
2019	5	3	0	.625
2020	6	2	0	.750
2021	5	3	0	.625
2022	4	5	0	.444
2023	0	1	0	.000
Totals:	202	278	4	.421

ALL-TIME FRANCHISE TOTALS (REGULAR SEASON ONLY)

	W	L	T	Pct.
Totals:	470	491	6	.489

MONTH-BY-MONTH WIN-LOSS RECORDS

YEAR	AUG.	SEPT.	OCT.	NOV.	DEC.	JAN.	TOTAL
1960	0-0	2-1	3-1	3-1	2-1	0-0	10-4
1961	0-0	1-1	2-2-1	4-0	3-0	0-0	10-3-1
1962	0-0	2-1	2-2	4-0	3-0	0-0	11-3
1963	0-0	2-2	3-1	1-2	0-3	0-0	6-8
1964	0-0	2-1	0-4	0-5	2-0	0-0	4-10
1965	0-0	2-1	2-2	0-4	0-3	0-0	4-10
1966	0-0	2-2	1-3	0-3	0-3	0-0	3-11
1967	0-0	1-2	3-0-1	2-1	3-1	0-0	9-4-1
1968	0-0	1-3	2-2	2-2	2-0	0-0	7-7
1969	0-0	2-1	2-2	1-2-2	1-1	0-0	6-6-2
1970	0-0	1-1	1-2-1	1-4	0-3	0-0	3-10-1
1971	0-0	0-2	1-3-1	0-4	3-0	0-0	4-9-1
1972	0-0	0-2	1-4	0-4	0-3	0-0	1-13
1973	0-0	0-3	0-4	1-3	0-3	0-0	1-13
1974	0-0	1-2	1-3	3-1	2-1	0-0	7-7
1975	0-0	2-0	3-1	2-3	3-0	0-0	10-4
1976	0-0	2-1	2-2	1-4	0-2	0-0	5-9
1977	0-0	2-0	1-4	3-1	2-1	0-0	8-6
1978	0-0	2-2	3-2	4-0	1-2	0-0	10-6
1979	0-0	4-1	2-2	4-0	1-2	0-0	11-5
1980	0-0	3-1	2-2	3-2	3-0	0-0	11-5
1981	0-0	2-2	2-2	1-4	2-1	0-0	7-9
1982	0-0	1-1	0-0	0-2	0-4	0-1	1-8
1983	0-0	0-4	0-5	1-3	1-2	0-0	2-14
1984	0-0	0-5	0-4	2-2	1-2	0-0	3-13
1985	0-0	1-3	2-2	2-2	0-4	0-0	5-11
1986	0-0	1-3	0-4	2-3	2-1	0-0	5-11
1987	0-0	1-1	3-1	2-3	3-1	0-0	9-6
1988	0-0	3-1	3-2	3-1	1-2	0-0	10-6
1989	0-0	1-2	3-2	3-1	2-2	0-0	9-7
1990	0-0	2-2	2-2	2-1	3-2	0-0	9-7
1991	0-0	3-1	4-0	2-2	2-2	0-0	11-5
1992	0-0	3-1	2-1	2-3	3-1	0-0	10-6
1993	0-0	1-3	2-1	4-0	4-0	1-0	12-4
1994	0-0	1-3	0-4	0-4	1-3	0-0	2-14
1995	0-0	2-2	1-3	2-2	2-2	0-0	7-9
1996	0-0	2-2	3-1	1-3	2-2	0-0	8-8
1997	1-0	0-3	3-1	3-2	1-2	0-0	8-8
1998	0-0	1-3	2-1	3-2	2-2	0-0	8-8
1999	0-0	3-0	3-1	3-1	3-1	1-0	13-3
2000	0-0	2-1	5-0	2-2	4-0	0-0	13-3
2001	0-0	0-2	2-2	2-2	3-2	0-1	7-9
2002	0-0	1-3	2-1	3-1	5-0	0-0	11-5
2003	0-0	3-1	3-1	3-0	3-2	0-0	12-4
2004	0-0	1-2	2-3	1-2	0-4	1-0	5-11
2005	0-0	1-2	1-4	1-2	1-3	0-1	4-12
2006	0-0	0-3	2-2	2-2	4-1	0-0	8-8
2007	0-0	2-1	3-1	1-3	4-1	0-0	10-6
2008	0-0	4-0	3-0	4-1	2-2	0-0	13-3
2009	0-0	0-3	0-3	5-0	2-2	1-0	8-8
2010	0-0	2-1	3-2	0-3	1-3	0-1	6-10
2011	0-0	2-1	2-2	2-2	2-2	1-0	9-7
2012	0-0	1-3	2-2	1-2	2-3	0-0	6-10
2013	0-0	3-1	0-3	2-2	2-3	0-0	7-9
2014	0-0	1-3	1-3	0-4	0-4	0-0	2-14
2015	0-0	1-2	0-3	1-4	1-3	0-1	3-13
2016	0-0	1-2	3-2	2-2	2-1	1-0	9-7
2017	0-0	2-1	2-2	3-1	2-3	0-0	9-7
2018	0-0	3-1	0-3	2-2	4-1	0-0	9-7
2019	0-0	2-2	2-2	2-1	3-2	0-0	9-7
2020	0-0	3-0	2-1	3-2	2-2	1-0	11-5
2021	0-0	2-1	4-1	2-2	2-1	2-0	12-5
2022	0-0	1-2	4-0	2-2	0-5	0-1	7-10
2023	0-0	0-1	0-0	0-0	0-0	0-0	0-1
TOTALS	1-0	100-111	120-128-4	123-131-2	117-115	9-6	470-491-6

SITUATIONAL REGULAR SEASON WIN-LOSS RECORD

VS. AFL TEAMS

Total: 70-66-4
Home: 44-26-1
Away: 26-40-3

VS. AFC TEAMS (1970-PRESENT)

Total: 296-326-1
Home: 173-138-0
Away: 123-188-1

VS. AFC SOUTH TEAMS

Total: 63-63-0
Home: 34-29-0
Away: 29-34-0

VS. AFC NORTH TEAMS (2002-PRESENT)

Total: 19-23-0
Home: 10-11-0
Away: 9-12-0

VS. AFC CENTRAL TEAMS (1970-2001)

Total: 100-110-0
Home: 55-51-0
Away: 45-59-0

VS. AFC EAST TEAMS

Total: 56-62-0
Home: 34-21-0
Away: 22-41-0

VS. AFC WEST TEAMS

Total: 58-68-1
Home: 40-26-0
Away: 18-42-1

VS. NFC TEAMS (1970-PRESENT)

Total: 104-98-1
Home: 52-49-1
Away: 52-49-0

VS. NFC SOUTH TEAMS

Total: 14-8-0
Home: 7-4-0
Away: 7-4-0

VS. NFC NORTH TEAMS (2002-PRESENT)

Total: 14-7-0
Home: 7-3-0
Away: 7-4-0

VS. NFC CENTRAL TEAMS (1970-2001)

Total: 21-18-0
Home: 12-8-0
Away: 9-10-0

VS. NFC EAST TEAMS

Total: 29-34-0
Home: 13-18-0
Away: 16-16-0

VS. NFC WEST TEAMS

Total: 26-32-1
Home: 13-16-1
Away: 13-16-0

MONDAY NIGHT FOOTBALL

Total: 25-19-0
Home: 15-9-0
Away: 10-10-0

WEEK AFTER MNF

Total: 22-22-0
Home: 16-8-0
Away: 6-14-0

SUNDAY NIGHT FOOTBALL

Total: 12-12-0 (ESPN 8-6; TNT 2-2; NBC 2-4)
Home: 8-5-0
Away: 4-7-0

TUESDAY FOOTBALL

Total: 1-0-0 (CBS 1-0)
Home: 1-0-0
Away: 0-0-0

THURSDAY NIGHT FOOTBALL

Total: 8-11-0 (ABC 2-0; ESPN 1-1; TNT 0-1; NBC 0-2*; NFLN 4-7*^; FOX 1-1^; Amazon Prime 2-2^)
Home: 7-4-0
Away: 1-6-0
*11/16/17 at Pittsburgh was broadcasted on both NBC and NFLN.
^12/6/18 vs. Jacksonville and 11/12/20 vs. Indianapolis were broadcasted on NFLN, FOX and Amazon Prime.

FRIDAY FOOTBALL

Total: 0-1-0 (NFLN 0-1)
Home: 0-1-0
Away: 0-0-0

SATURDAY FOOTBALL

Total: 2-3-0 (ABC 1-0, ESPN 0-3, FOX/NFLN 1-0)
Home: 1-2-0
Away: 1-1-0

OVERTIME

Total: 21-23-0
Home: 13-11-0
Away: 8-12-0

SEASON OPENERS

Total: 31-32-0
Home: 15-14-0
Away: 16-18-0

LONDON GAMES SERIES

Total: 0-1-0
Home: 0-0-0
Away: 0-1-0

DOMES

Total: 144-143-2
Astrodome (Houston): 113-103-2
AT&T Stadium (Dallas): 2-0
Edward Jones Dome (St. Louis): 0-1
Ford Field (Detroit): 2-0
Georgia Dome (Atlanta): 2-1
Kingdome (Seattle): 1-6
Lucas Oil Stadium (closed) (Indianapolis): 2-9
Mercedes-Benz Stadium (closed) (Atlanta): 1-0
Metrodome (Minneapolis): 1-6
NRG Stadium (closed) (Houston): 8-6
RCA Dome (Indianapolis): 4-7
Silverdome (Detroit): 2-1
Superdome (New Orleans): 6-3
U.S. Bank Stadium (Minnesota): 1-0

PRIMETIME RESULTS

FRANCHISE RECORD IN PRIMETIME GAMES

Day	Overall	Pct.	Home	Road
Monday Night	25-19	.568	15-9	10-10
Tuesday Night	1-0	1.000	1-0	0-0
Thursday Night	8-11	.421	7-5	1-6
Friday Night	0-1	.000	0-1	0-0
Saturday Night	1-3	.250	0-2	1-1
Sunday Night	12-12	.500	8-5	4-7
Totals	47-46	.505	31-22	16-24

PRIMETIME GAMES BY DATE

Year	Date	Opponent	Score	W/L
1970	Mon., Dec. 7	CLEVELAND (ABC)	10-21	L
1972	Mon., Oct. 9	OAKLAND (ABC)	0-34	L
1975	Mon., Nov. 24	PITTSBURGH (ABC)	9-32	L
1976	Mon., Nov. 1	at Baltimore (ABC)	14-38	L
1978	Mon., Oct. 23	at Pittsburgh (ABC)	24-17	W
1978	Mon., Nov. 20	MIAMI (ABC)	35-30	W
1979	Mon., Nov. 5	at Miami (ABC)	9-6	W
1979	Mon., Dec. 10	PITTSBURGH (ABC)	20-17	W
1980	Mon., Sept. 15	at Cleveland (ABC)	16-7	W
1980	Mon., Nov. 10	NEW ENGLAND (ABC)	38-34	W
1980	Thurs., Dec. 4	PITTSBURGH (ABC)	6-0	W
1981	Mon., Oct. 26	at Pittsburgh (ABC)	13-26	L
1981	Thur., Dec. 3	CLEVELAND (ABC)	17-13	W
1982	Mon., Dec. 13	DALLAS (ABC)	7-37	L
1988	Sun., Oct. 30	WASHINGTON (ESPN)	41-17	W
1988	Mon., Nov. 7	CLEVELAND (ABC)	24-17	W
1988	Sun., Dec. 4	PITTSBURGH (ESPN)	34-37	L
1989	Mon., Nov. 13	CINCINNATI (ABC)	26-24	W
1989	Sat., Dec. 23	CLEVELAND (ESPN)	20-24	L
1990	Sun., Sept. 16	at Pittsburgh (TNT)	9-20	L
1990	Mon., Nov. 26	BUFFALO (ABC)	27-24	W
1990	Sun., Dec. 30	PITTSBURGH (ESPN)	34-14	W
1991	Sun., Sept. 8	at Cincinnati (TNT)	30-7	W
1991	Mon., Sept. 16	KANSAS CITY (ABC)	17-7	W
1991	Sun., Nov. 17	CLEVELAND (ESPN)	28-24	W
1991	Mon., Dec. 2	PHILADELPHIA (ABC)	6-13	L
1992	Mon., Dec. 7	CHICAGO (ABC)	24-7	W
1992	Sun., Dec. 13	GREEN BAY (ESPN)	14-16	L
1992	Sun., Dec. 27	BUFFALO (ESPN)	27-3	W
1993	Sun., Sept. 5	at New Orleans (TNT)	21-33	L
1993	Mon., Oct. 11	at Buffalo (ABC)	7-35	L
1993	Sun., Nov. 28	PITTSBURGH (ESPN)	23-3	W
1994	Sun., Jan. 2	N.Y. JETS (ESPN)	24-0	W
1994	Mon., Oct. 3	at Pittsburgh (ABC)	14-30	L
1994	Thurs., Oct. 13	CLEVELAND (TNT)	8-11	L
1994	Mon., Oct. 24	at Philadelphia (ABC)	6-21	L
1994	Mon., Nov. 21	N.Y. GIANTS (ABC)	10-13	L
1995	Sun., Nov. 19	at Kansas City (ESPN)	13-20	L
1996	Sun., Oct. 6	at Cincinnati (TNT)	30-27	W*
1997	Thurs., Dec. 4	at Cincinnati (ESPN)	14-41	L
1998	Sun., Nov. 8	at Tampa Bay (ESPN)	31-22	W
1999	Sun., Nov. 7	at Miami (ESPN)	0-17	L
1999	Thurs., Dec. 9	OAKLAND (ESPN)	21-14	W
2000	Sun., Sept. 3	at Buffalo (ESPN)	13-16	L
2000	Mon., Oct. 16	JACKSONVILLE (ABC)	27-13	W
2000	Mon., Oct. 30	at Washington (ABC)	27-21	W
2000	Mon., Dec. 25	DALLAS (ABC)	31-0	W
2001	Sun., Sept. 9	MIAMI (ESPN)	23-31	L
2001	Mon., Oct. 29	at Pittsburgh (ABC)	7-34	L
2001	Mon., Nov. 12	BALTIMORE (ABC)	10-16	L
2001	Sat., Dec. 22	at Oakland (ABC)	13-10	W
2002	Mon., Dec. 16	NEW ENGLAND (ABC)	24-7	W
2003	Sun., Sept. 7	OAKLAND (ESPN)	25-20	W
2003	Mon., Dec. 1	at New York Jets (ABC)	17-24	L
2004	Mon., Oct. 11	at Green Bay (ABC)	48-27	W
2004	Mon., Dec. 13	KANSAS CITY (ABC)	38-49	L
2004	Sat., Dec. 25	DENVER (ESPN)	16-37	L
2007	Mon., Sept. 24	at New Orleans (ESPN)	31-14	W
2007	Mon., Nov. 19	at Denver (ESPN)	20-34	L
2007	Sun., Dec. 30	at Indianapolis (NBC)	16-10	W
2008	Mon., Oct. 27	INDIANAPOLIS (ESPN)	31-21	W
2009	Thurs., Sept. 10	at Pittsburgh (NBC)	10-13	L*
2009	Sun., Oct. 11	INDIANAPOLIS (NBC)	9-31	L

2009	Mon., Nov. 23	at Houston (ESPN)	20-17	W
2009	Fri., Dec. 25	SAN DIEGO (NFLN)	17-42	L
2010	Mon., Oct. 18	at Jacksonville (ESPN)	30-3	W
2010	Thurs., Dec. 9	INDIANAPOLIS (NFLN)	28-30	L
2012	Thurs., Oct. 11	PITTSBURGH (NFLN)	26-23	W
2012	Mon., Dec. 17	N.Y. JETS (ESPN)	14-10	W
2013	Thurs., Nov. 14	INDIANAPOLIS (NFLN)	27-30	L
2014	Mon., Nov. 17	PITTSBURGH (ESPN)	24-27	L
2014	Thurs., Dec. 18	at Jacksonville (NFLN)	13-21	L
2015	Thurs., Nov. 19	at Jacksonville (NFLN)	13-19	L
2016	Thurs., Oct. 27	JACKSONVILLE (NFLN)	36-22	W
2017	Mon., Oct. 16	INDIANAPOLIS (ESPN)	36-22	W
2017	Thurs., Nov. 16	at Pittsburgh (NBC/NFLN)	17-40	L
2018	Mon., Nov. 5	at Dallas (ESPN)	28-14	W
2018	Mon., Nov. 26	at Houston (ESPN)	17-34	L
2018	Thurs., Dec. 6	JACKSONVILLE (FOX/NFLN)	30-9	W
2018	Sun., Dec. 30	INDIANAPOLIS (NBC)	17-33	L
2019	Thurs., Sept. 19	at Jacksonville (NFLN)	7-20	L
2020	Mon., Sept. 14	at Denver (ESPN)	16-14	W
2020	Tues., Oct. 13	BUFFALO (CBS)	42-16	W
2020	Thurs., Nov. 12	INDIANAPOLIS (FOX/NFLN)	17-34	L
2020	Sun., Dec. 27	at Green Bay (NBC)	14-40	L
2021	Mon., Oct. 18	BUFFALO (ESPN)	34-31	W
2021	Sun., Nov. 7	at L.A. Rams (NBC)	28-16	W
2021	Thurs., Dec. 23	SAN FRANCISCO (NFLN)	20-17	W
2022	Mon., Sept. 19	at Buffalo (ESPN)	7-41	L
2022	Sun., Nov. 6	at Kansas City (NBC)	17-20	L*
2022	Thurs., Nov. 17	at Green Bay (Prime Video)	27-17	W
2022	Thurs., Dec. 29	DALLAS (Prime Video)	13-27	L
2022	Sat., Jan. 7	at Jacksonville (ESPN/ABC)	16-20	L

BY DAY OF WEEK

Tuesday Night Games (1-0)

2020	Oct. 13	BUFFALO (CBS)	42-16	W
------	---------	---------------	-------	---

Thursday Night Games (7-10)

1980	Dec. 4	PITTSBURGH (ABC)	6-0	W
1981	Dec. 3	CLEVELAND (ABC)	17-13	W
1994	Oct. 13	CLEVELAND (TNT)	8-11	L
1997	Dec. 4	at Cincinnati (ESPN)	14-41	L
1999	Dec. 9	OAKLAND (ESPN)	21-14	W
2009	Sept. 10	at Pittsburgh (NBC)	10-13	L*
2010	Dec. 9	INDIANAPOLIS (NFLN)	28-30	L
2012	Oct. 11	PITTSBURGH (NFLN)	26-23	W
2013	Nov. 14	INDIANAPOLIS (NFLN)	27-30	L
2014	Dec. 18	at Jacksonville (NFLN)	13-21	L
2015	Nov. 19	at Jacksonville (NFLN)	13-19	L
2016	Oct. 27	JACKSONVILLE (NFLN)	36-22	W
2017	Nov. 16	at Pittsburgh (NBC/NFLN)	17-40	L
2018	Dec. 6	JACKSONVILLE (FOX/NFLN)	30-9	W
2019	Sept. 19	at Jacksonville (NFLN)	7-20	L
2020	Nov. 12	INDIANAPOLIS (FOX/NFLN)	17-34	L
2021	Dec. 23	SAN FRANCISCO (NFLN)	20-17	W
2022	Nov. 17	at Green Bay (Prime Video)	27-17	W
2022	Dec. 29	DALLAS (Prime Video)	13-27	L

Friday Night Games (0-1)

2009	Dec. 25	SAN DIEGO (NFLN)	17-42	L
------	---------	------------------	-------	---

Saturday Night Games (1-2)

1989	Dec. 23	CLEVELAND (ESPN)	20-24	L
2001	Dec. 22	at Oakland (ABC)	13-10	W
2004	Dec. 25	DENVER (ESPN)	16-37	L
2022	Jan. 7	at Jacksonville (ESPN/ABC)	16-20	L

Sunday Night Games (12-11)

1988	Oct. 30	WASHINGTON (ESPN)	41-17	W
1988	Dec. 4	PITTSBURGH (ESPN)	34-37	L
1990	Sept. 16	at Pittsburgh (TNT)	9-20	L
1990	Dec. 30	PITTSBURGH (ESPN)	34-14	W
1991	Sept. 8	at Cincinnati (TNT)	30-7	W
1991	Nov. 17	CLEVELAND (ESPN)	28-24	W
1992	Dec. 13	GREEN BAY (ESPN)	14-16	L
1992	Dec. 27	BUFFALO (ESPN)	27-3	W
1993	Sept. 5	at New Orleans (TNT)	21-33	L

PRIMETIME RESULTS

1993	Nov. 28	PITTSBURGH (ESPN)	23-3	W	1991	Dec. 2	PHILADELPHIA (ABC)	6-13	L
1994	Jan. 2	N.Y. JETS (ESPN)	24-0	W	1992	Dec. 7	CHICAGO (ABC)	24-7	W
1995	Nov. 19	at Kansas City (ESPN)	13-20	L	1993	Oct. 11	at Buffalo (ABC)	7-35	L
1996	Oct. 6	at Cincinnati (TNT)	30-27	W*	1994	Oct. 3	at Pittsburgh (ABC)	14-30	L
1998	Nov. 8	at Tampa Bay (ESPN)	31-22	W	1994	Oct. 24	at Philadelphia (ABC)	6-21	L
1999	Nov. 7	at Miami (ESPN)	0-17	L	1994	Nov. 21	N.Y. GIANTS (ABC)	10-13	L
2000	Sept. 3	at Buffalo (ESPN)	13-16	L	2000	Oct. 16	JACKSONVILLE (ABC)	27-13	W
2001	Sept. 9	MIAMI (ESPN)	23-31	L	2000	Oct. 30	at Washington (ABC)	27-21	W
2003	Sept. 7	OAKLAND (ESPN)	25-20	W	2000	Dec. 25	DALLAS (ABC)	31-0	W
2007	Dec. 30	at Indianapolis (NBC)	16-10	W	2001	Oct. 29	at Pittsburgh (ABC)	7-34	L
2009	Oct. 11	INDIANAPOLIS (NBC)	9-31	L	2001	Nov. 12	BALTIMORE (ABC)	10-16	L
2018	Dec. 30	INDIANAPOLIS (NBC)	17-33	L	2002	Dec. 16	NEW ENGLAND (ABC)	24-7	W
2020	Dec. 27	at Green Bay (NBC)	14-40	L	2003	Dec. 1	at New York Jets (ABC)	17-24	L
2021	Nov. 7	at L.A. Rams (NBC)	28-16	W	2004	Oct. 11	at Green Bay (ABC)	48-27	W
2022	Nov. 6	at Kansas City (NBC)	17-20	L*	2004	Dec. 13	KANSAS CITY (ABC)	38-49	L
Monday Night Football (25-18)					2007	Sept. 24	at New Orleans (ESPN)	31-14	W
1970	Dec. 7	CLEVELAND (ABC)	10-21	L	2007	Nov. 19	at Denver (ESPN)	20-34	L
1972	Oct. 9	OAKLAND (ABC)	0-34	L	2008	Oct. 27	INDIANAPOLIS (ESPN)	31-21	W
1975	Nov. 24	PITTSBURGH (ABC)	9-32	L	2009	Nov. 23	at Houston (ESPN)	20-17	W
1976	Nov. 1	at Baltimore (ABC)	14-38	L	2010	Oct. 18	at Jacksonville (ESPN)	30-3	W
1978	Oct. 23	at Pittsburgh (ABC)	24-17	W	2012	Dec. 17	N.Y. JETS (ESPN)	14-10	W
1978	Nov. 20	MIAMI (ABC)	35-30	W	2014	Nov. 17	PITTSBURGH (ESPN)	24-27	L
1979	Nov. 5	at Miami (ABC)	9-6	W	2017	Oct. 16	INDIANAPOLIS (ESPN)	36-22	W
1979	Dec. 10	PITTSBURGH (ABC)	20-17	W	2018	Nov. 5	at Dallas (ESPN)	28-14	W
1980	Sept. 15	at Cleveland (ABC)	16-7	W	2018	Nov. 26	at Houston (ESPN)	17-34	L
1980	Nov. 10	NEW ENGLAND (ABC)	38-34	W	2020	Sept. 14	at Denver (ESPN)	16-14	W
1981	Oct. 26	at Pittsburgh (ABC)	13-26	L	2021	Oct. 18	BUFFALO (ESPN)	34-31	W
1982	Dec. 13	DALLAS (ABC)	7-37	L	2022	Sept. 19	at Buffalo (ESPN)	7-41	L
1988	Nov. 7	CLEVELAND (ABC)	24-17	W	* Overtime				
1989	Nov. 13	CINCINNATI (ABC)	26-24	W					
1990	Nov. 26	BUFFALO (ABC)	27-24	W					
1991	Sept. 16	KANSAS CITY (ABC)	17-7	W					



The Titans beat the Green Bay Packers on Thursday Night Football on Nov. 17, 2022. Trelon Burks had seven receptions for 111 yards.

ALL-TIME OFFENSIVE YARDS AND RANKINGS

Year	Total Plays	First Downs	Rush Yards (Rank)	Net Pass Yards (Rank)	Total Yards (Rank)	Total Points
1960	930	262	1,565 (3)	3,371 (1)	4,936 (1)	379
1961	964	293	1,896 (2)	4,392 (1)	6,288 (1)	513
1962	943	266	1,742 (4)	3,229 (2)	4,971 (2)	387
1963	870	254	1,210 (7)	3,222 (1)	4,432 (4)	302
1964	942	284	1,347 (7)	3,527 (2)	4,874 (4)	310
1965	905	227	1,178 (7)	2,813 (2)	3,991 (5)	298
1966	926	246	1,515 (5)	2,897 (4)	4,412 (7)	335
1967	828	207	2,122 (1)	1,381 (9)	3,503 (8)	258
1968	905	240	1,804 (4)	2,548 (4)	4,352 (5)	303
1969	965	256	1,706 (5)	2,825 (2)	4,531 (4)	278
1970	922	232	1,556 (19)	2,506 (7)	4,062 (10)	217
1971	815	201	1,106 (26)	2,409 (6)	3,515 (22)	251
1972	817	183	1,518 (23)	1,673 (23)	3,191 (26)	164
1973	840	193	1,388 (26)	1,919 (16)	3,307 (24)	199
1974	817	200	1,361 (26)	1,977 (20)	3,338 (24)	236
1975	900	234	2,068 (12)	1,869 (23)	3,937 (19)	293
1976	878	199	1,498 (27)	2,072 (15)	3,570 (24)	222
1977	879	228	1,989 (14)	1,875 (17)	3,864 (18)	299
1978	993	276	2,476 (6)	2,338 (18)	4,814 (16)	283
1979	1,034	268	2,571 (4)	2,256 (25)	4,827 (22)	362
1980	1,063	329	2,635 (2)	3,007 (17)	5,642 (4)	295
1981	947	241	1,734 (23)	2,777 (23)	4,511 (27)	281
1982	551	138	799 (26)	1,574 (19)	2,373 (28)	136
1983	1,033	295	1,998 (18)	2,902 (23)	4,900 (24)	288
1984	969	284	1,656 (23)	3,228 (17)	4,884 (23)	240
1985	998	270	1,570 (25)	3,082 (19)	4,652 (24)	284
1986	1,089	299	1,700 (19)	3,449 (13)	5,149 (16)	274
1987	998	294	1,923 (14)	3,300 (7)	5,223 (8)	345
1988	1,010	308	2,249 (4t)	2,956 (22)	5,205 (14)	424
1989	1,028	327	1,928 (12)	3,499 (10)	5,427 (9)	365
1990	1,006	376	1,417 (24)	4,805 (1)	6,222 (1)	405
1991	1,022	353	1,366 (23)	4,621 (1)	5,987 (2)	386
1992	958	339	1,626 (18)	4,029 (1)	5,655 (3)	352
1993	1,066	330	1,792 (12)	3,866 (3)	5,658 (3)	368
1994	1,036	278	1,682 (12)	2,799 (25)	4,481 (26)	226
1995	1,046	295	1,664 (18)	3,241 (19)	4,905 (23)	348
1996	972	287	1,950 (6)	3,098 (21)	5,048 (18)	345
1997	993	288	2,414 (3)	2,505 (29)	4,919 (18)	333
1998	1,016	308	1,970 (9)	3,291 (15)	5,261 (9)	330
1999	1,011	294	1,811 (13)	3,479 (13t)	5,290 (13)	392
2000	1,036	299	2,084 (7)	3,266 (16)	5,350 (14)	346
2001	1,026	288	1,794 (12)	3,558 (8t)	5,352 (8)	336
2002	1,032	312	1,952 (11)	3,320 (20)	5,272 (17)	367
2003	1,013	310	1,623 (26)	3,878 (5)	5,501 (8)	435
2004	1,053	308	1,871 (14)	3,616 (10)	5,487 (11)	344
2005	1,022	279	1,525 (23)	3,597 (9)	5,122 (17)	299
2006	945	261	2,214 (5)	2,596 (30)	4,810 (27)	324
2007	1,037	306	2,109 (5)	2,878 (27)	4,987 (21)	301
2008	973	268	2,199 (7)	2,819 (27)	5,018 (21)	375
2009	990	288	2,592 (2)	3,031 (23)	5,623 (12)	354
2010	907	252	1,727 (17)	3,107 (25)	4,834 (27)	356
2011	984	281	1,438 (31)	3,923 (12)	5,361 (17)	325
2012	957	260	1,687 (21)	3,323 (22)	5,010 (26)	330
2013	1,032	311	1,894 (14)	3,496 (21)	5,390 (22)	362
2014	919	258	1,447 (26)	3,412 (22)	4,859 (29)	254
2015	976	298	1,485 (25)	3,503 (25t)	4,988 (30)	299
2016	1,008	322	2,187 (3)	3,541 (25)	5,728 (11)	381
2017	974	290	1,833 (15)	3,191 (23)	5,024 (23)	334
2018	938	289	2,023 (7)	2,975 (29)	4,998 (25)	310
2019	949	317	2,223 (3)	3,582 (21)	5,805 (12)	402
2020	1,031	381	2,690 (2)	3,653 (23)	6,343 (2t)	491
2021	1,133	362	2,404 (5)	3,418 (24)	5,822 (17)	419
2022	992	277	2,131 (13)	2,914 (30)	5,045 (30)	298

ALL-TIME DEFENSIVE YARDS AND RANKINGS

Year	Total Plays	First Downs	Rush Yards (Rank)	Net Pass Yards (Rank)	Total Yards (Rank)	Total Points
1960	995	282	1,027 (2)	3,874 (8)	4,901 (6)	285
1961	899	235	1,634 (6)	2,391 (2)	4,025 (2)	242
1962	880	217	1,569 (3)	2,561 (2)	4,130 (2)	270
1963	873	256	1,710 (7)	2,606 (3)	4,316 (6)	372
1964	896	267	1,961 (7)	3,280 (6)	5,241 (8)	355
1965	946	271	2,683 (8)	2,470 (2)	5,153 (8)	429
1966	881	244	1,833 (7)	3,162 (8)	4,995 (9)	396
1967	910	233	1,637 (7)	2,418 (3)	4,055 (4)	199
1968	854	198	1,704 (4)	1,671 (1)	3,375 (1)	248
1969	833	183	1,556 (5)	2,217 (2)	3,773 (2)	279
1970	840	227	1,793 (17)	2,605 (24)	4,398 (25)	352
1971	880	237	1,723 (11)	2,072 (10)	3,795 (9)	330
1972	894	263	2,591 (25)	2,143 (11)	4,734 (23)	380
1973	929	274	2,410 (23)	2,237 (20)	4,647 (24)	447
1974	919	268	2,050 (19)	2,375 (20)	4,425 (22)	282
1975	952	264	1,680 (3)	2,457 (17)	4,137 (11)	226
1976	935	226	2,072 (16)	1,915 (8)	3,987 (10)	273
1977	933	247	1,815 (10)	2,142 (20)	3,957 (14)	230
1978	1,021	292	2,072 (9)	2,842 (24)	4,914 (17t)	298
1979	1,038	304	2,225 (17)	2,765 (14)	4,990 (13)	331
1980	932	259	1,811 (8)	2,801 (4)	4,612 (5)	251
1981	1,084	325	2,411 (24)	3,315 (17)	5,726 (24)	355
1982	613	187	1,225 (23)	2,213 (25)	3,438 (28)	245
1983	1,031	332	2,787 (28)	2,845 (4)	5,632 (22)	460
1984	1,075	345	2,789 (28)	3,179 (11)	5,968 (27)	437
1985	1,091	356	2,814 (28)	3,341 (18)	6,155 (27)	412
1986	1,054	285	2,035 (20)	2,999 (8)	5,034 (13)	329
1987	976	287	1,848 (17)	3,145 (17)	4,993 (17)	349
1988	985	304	1,592 (4)	3,266 (13)	4,858 (8)	365
1989	940	314	1,669 (9)	3,542 (17)	5,211 (13)	412
1990	890	279	1,575 (8)	3,060 (14)	4,635 (11)	307
1991	984	280	1,540 (6)	3,208 (14)	4,748 (9)	251
1992	907	254	1,634 (9)	2,577 (3)	4,211 (3)	258
1993	1,003	289	1,273 (1)	3,601 (23)	4,874 (14)	238
1994	971	275	2,120 (28)	2,795 (2)	4,915 (9)	352
1995	983	267	1,526 (8)	3,125 (3)	4,651 (5)	324
1996	956	271	1,385 (2)	3,225 (13)	4,610 (6)	319
1997	992	292	1,573 (4)	3,658 (27)	5,231 (22)	310
1998	955	279	1,610 (9t)	3,511 (20)	5,121 (16)	320
1999	994	300	1,550 (10)	3,695 (25)	5,245 (17)	324
2000	908	215	1,390 (3)	2,423 (1)	3,813 (1)	191
2001	996	300	1,431 (5)	4,084 (31)	5,515 (25)	388
2002	974	297	1,424 (2)	3,540 (25)	4,964 (10)	324
2003	926	275	1,295 (1)	3,606 (30)	4,901 (12)	324
2004	977	318	1,917 (18)	3,807 (26)	5,724 (27)	439
2005	960	294	1,894 (22)	3,216 (17)	5,110 (19)	421
2006	1,062	329	2,313 (30)	3,602 (27)	5,915 (32)	400
2007	978	268	1,478 (5)	3,187 (10)	4,665 (5)	297
2008	1,022	276	1,502 (6)	3,196 (9)	4,698 (7)	234
2009	1,038	323	1,711 (10t)	4,139 (31)	5,850 (28)	402
2010	1,139	356	1,851 (20)	4,032 (29)	5,883 (26)	339
2011	1,080	324	2,053 (24)	3,629 (14)	5,682 (T-18)	317
2012	1,086	358	2,035 (24)	3,964 (26)	5,999 (27)	471
2013	1,027	329	1,795 (20)	3,612 (11)	5,407 (14)	381
2014	1,099	357	2,195 (31)	3,773 (15)	5,968 (27)	438
2015	1,003	317	1,797 (18)	3,678 (7)	5,475 (12)	423
2016	1,031	324	1,413 (2)	4,307 (30)	5,720 (20)	378
2017	1,046	323	1,420 (4)	3,828 (25)	5,248 (13)	356
2018	1,001	298	1,863 (18)	3,471 (6)	5,334 (8)	303
2019	1,056	335	1,672 (12)	4,080 (24)	5,752 (21)	331
2020	1,076	391	1,933 (19)	4,439 (29)	6,372 (28)	439
2021	1,039	331	1,438 (2)	4,169 (25)	5,607 (12)	354
2022	1,100	339	1,307 (1)	4,671 (32)	5,978 (23)	359

ALL-TIME REGULAR SEASON ATTENDANCE TOTALS

YEARLY TOTALS				HOME TOTALS				AWAY TOTALS			
Year	Attendance	Games	Average	Year	Attendance	Games	Average	Year	Attendance	Games	Average
1960	272,940	14	19,496	1960	140,136	7	20,019	1960	132,804	7	18,972
1961	316,379	14	22,599	1961	195,024	7	27,861	1961	121,355	7	17,336
1962	295,108	14	21,079	1962	200,285	7	28,612	1962	94,823	7	13,546
1963	337,235	14	24,088	1963	163,372	7	23,339	1963	173,863	7	24,838
1964	327,284	14	23,377	1964	141,777	7	20,254	1964	185,507	7	26,501
1965	450,249	14	32,161	1965	240,857	7	34,408	1965	209,392	7	29,913
1966	411,555	14	29,397	1966	177,896	7	25,414	1966	233,659	7	33,380
1967	447,385	14	31,956	1967	185,129	7	26,447	1967	262,256	7	37,465
1968	569,255	14	40,661	1968	283,383	7	40,483	1968	285,872	7	40,839
1969	599,862	14	42,847	1969	309,420	7	44,203	1969	290,442	7	41,492
1970	659,432	14	47,102	1970	294,425	7	42,061	1970	365,007	7	52,144
1971	658,611	14	47,044	1971	289,954	7	41,422	1971	368,657	7	52,665
1972	684,790	14	48,914	1972	285,851	7	40,836	1972	398,939	7	56,991
1973	593,244	14	42,375	1973	219,386	7	31,341	1973	373,858	7	53,408
1974	614,609	14	43,901	1974	237,403	7	33,915	1974	377,206	7	53,887
1975	718,775	14	51,341	1975	336,458	7	48,065	1975	382,317	7	54,617
1976	713,217	14	50,944	1976	331,895	7	47,414	1976	381,322	7	54,475
1977	721,334	14	51,524	1977	345,820	7	49,403	1977	375,514	7	53,645
1978	872,727	16	54,545	1978	411,652	8	51,457	1978	461,075	8	57,634
1979	855,514	16	53,470	1979	396,580	8	49,573	1979	458,934	8	57,367
1980	898,625	16	56,164	1980	398,699	8	49,837	1980	499,926	8	62,491
1981	845,112	16	52,280	1981	355,259	8	44,407	1981	489,853	8	61,232
1982	402,513	9	44,724	1982	200,340	5	40,068	1982	202,173	4	50,543
1983	707,215	16	44,201	1983	321,440	8	40,180	1983	385,775	8	48,222
1984	707,644	16	44,228	1984	323,533	8	40,442	1984	384,111	8	48,014
1985	734,041	16	45,878	1985	329,445	8	41,181	1985	404,596	8	50,575
1986	693,294	16	43,331	1986	303,786	8	37,973	1986	389,508	8	48,689
1987	685,703	15	45,714	1987	259,875	7	37,125	1987	425,828	8	53,229
1988	845,396	16	52,838	1988	365,981	8	45,748	1988	479,415	8	59,927
1989	889,424	16	55,589	1989	451,027	8	56,378	1989	438,397	8	54,800
1990	917,819	16	57,364	1990	449,275	8	56,159	1990	468,544	8	58,568
1991	921,346	16	57,584	1991	482,726	8	60,341	1991	438,620	8	54,828
1992	965,366	16	60,335	1992	479,428	8	59,928	1992	485,938	8	60,743
1993	944,071	16	59,004	1993	452,522	8	56,565	1993	491,549	8	61,444
1994	822,738	16	51,421	1994	353,514	8	44,189	1994	469,224	8	58,653
1995	764,253	16	47,766	1995	288,860	8	36,108	1995	475,393	8	59,424
1996	604,633	16	37,790	1996	254,600	8	31,825	1996	350,033	8	43,754
1997	683,765	16	42,735	1997	224,757	8	28,095	1997	459,008	8	57,376
1998	791,806	16	49,487	1998	299,555	8	37,444	1998	492,251	8	61,531
1999	1,017,727	16	63,608	1999	528,890	8	66,111	1999	488,837	8	61,105
2000	1,097,039	16	68,565	2000	547,524	8	68,441	2000	549,515	8	68,689
2001	1,089,472	16	68,092	2001	550,393	8	68,799	2001	539,079	8	67,385
2002	1,050,989	16	65,687	2002	550,437	8	68,805	2002	500,552	8	62,569
2003	1,087,279	16	67,955	2003	550,472	8	68,809	2003	536,807	8	67,101
2004	1,051,730	16	65,733	2004	551,210	8	68,901	2004	500,520	8	62,565
2005	1,059,178	16	66,199	2005	553,192	8	69,149	2005	505,986	8	63,248
2006	1,097,073	16	68,567	2006	553,144	8	69,143	2006	543,929	8	67,991
2007	1,098,921	16	68,683	2007	553,144	8	69,143	2007	545,777	8	68,222
2008	1,088,061	16	68,004	2008	553,144	8	69,143	2008	534,917	8	66,865
2009	1,086,095	16	67,881	2009	553,144	8	69,143	2009	532,951	8	66,619
2010	1,115,265	16	69,704	2010	553,144	8	69,143	2010	562,121	8	70,265
2011	1,077,697	16	67,356	2011	553,144	8	69,143	2011	524,553	8	65,569
2012	1,070,701	16	66,919	2012	553,144	8	69,143	2012	517,557	8	64,695
2013	1,057,807	16	66,113	2013	553,144	8	69,143	2013	504,663	8	63,083
2014	1,096,866	16	68,554	2014	553,144	8	69,143	2014	543,722	8	67,965
2015	1,045,359	16	65,335	2015	498,435	8	62,304	2015	546,924	8	68,366
2016	1,016,507	16	63,532	2016	517,273	8	63,532	2016	499,234	8	62,404
2017	1,040,119	16	65,007	2017	525,214	8	65,652	2017	514,905	8	64,363
2018	1,092,094	16	68,256	2018	516,161	8	64,520	2018	575,933	8	71,992
2019	1,047,496	16	65,469	2019	516,074	8	64,509	2019	531,422	8	66,428
2020	135,103	16	8,444	2020	84,527	8	10,566	2020	50,576	8	6,322
2021	1,137,282	17	66,899	2021	617,102	9	68,567	2021	520,180	8	65,023
2022	1,166,846	17	68,638	2022	548,929	8	68,616	2022	617,917	9	68,657
Totals	50,966,975	966	52,761	Totals	24,515,454	483	50,757	Totals	26,451,521	483	54,765



TENNESSEE TITANS

UPDATED RECORDS

ALL-PRO AND PRO BOWL LEADERS

Most Associated Press First-Team All-Pro Seasons

Bruce Matthews, 7
 Tony Banfield, 3
 Charlie Hennigan, 3
 Al Jamison, 3
 Bob Talamini, 3
 George Webster, 3
 Robert Brazile, 2
Kevin Byard, 2
 Miller Farr, 2
 Don Floyd, 2
 Leon Gray, 2
 Albert Haynesworth, 2
 Mike Munchak, 2

Most Pro Bowl Seasons

(AFL All-Star Game 1962-70; AFC-NFC Pro Bowl 1971-present)

Bruce Matthews, 14
 Mike Munchak, 9
 Elvin Bethea, 8
 Robert Brazile, 7
 Warren Moon, 6
 Bob Talamini, 6
 Earl Campbell, 5
 Jurrell Casey, 5
 Ray Childress, 5
 Charlie Hennigan, 5
 Ken Houston, 5
 Blaine Bishop, 4
 Curley Culp, 4
 Eddie George, 4
 Tony Banfield, 3
 George Blanda, 3
 Miller Farr, 3
 Fred Glick, 3
Derrick Henry, 3
 Ed Husmann, 3
 Haywood Jeffires, 3
 Chris Johnson, 3
 Jevon Kearse, 3
 Brett Kern, 3
 Taylor Lewan, 3
 Steve McNair, 3
 Jim Norton, 3
 Bob Schmidt, 3
 Delanie Walker, 3
 George Webster, 3
 Frank Wycheck, 3

Most Consecutive Pro Bowl Seasons

(AFL All-Star Game 1962-70; AFC-NFC Pro Bowl 1971-present)

Bruce Matthews, 14
 Robert Brazile, 7
 Mike Munchak, 7
 Warren Moon, 6
 Bob Talamini, 6
 Jurrell Casey, 5
 Charlie Hennigan, 5
 Earl Campbell, 4
 Ray Childress, 4
 Curley Culp, 4
 Eddie George, 4
 Tony Banfield, 3
 Blaine Bishop, 3
 George Blanda, 3
 Miller Farr, 3
 Fred Glick, 3
 Ed Husmann, 3
 Haywood Jeffires, 3
 Chris Johnson, 3
 Jevon Kearse, 3
 Brett Kern, 3
 Taylor Lewan, 3
 Bob Schmidt, 3
 Delanie Walker, 3
 George Webster, 3
 Frank Wycheck, 3

ALL-TIME REGULAR SEASON LEAGUE LEADERS

Rushing Yards

2020: **Derrick Henry**, 378-2,027
 2019: **Derrick Henry**, 303-1,540
 2009: Chris Johnson, 358-2,006
 1980: Earl Campbell, 373-1,934
 1979: Earl Campbell, 368-1,697
 1978: Earl Campbell*, 302-1,450
 1961: Billy Cannon, 200-948

Passing Touchdowns

1990: Warren Moon, 33
 1961: George Blanda, 36

Passer Rating

2019: **Ryan Tannehill**, 117.5
 2003: Steve McNair, 100.4

Receptions

1991: Haywood Jeffires, 100
 1964: Charlie Hennigan, 101

Receiving Yards

1975: Ken Burrough, 1,063
 1964: Charlie Hennigan, 1,546
 1961: Charlie Hennigan, 1,746

Touchdowns

1979: Earl Campbell, 19 (19r)
 1961: Bill Groman, 18 (1r, 17p)

Interceptions

2017: **Kevin Byard**, 8
 1979: Mike Reinfeldt, 12
 1967: Miller Farr, 10
 1965: W.K. Hicks, 9
 1963: Fred Glick, 12

Punting (Gross Avg.)

2022: **Ryan Stonehouse**, 53.1
 2017: Brett Kern, 49.7
 1998: Craig Hentrich, 47.2
 1993: Greg Montgomery, 45.6
 1992: Greg Montgomery, 46.9

Punt Returns

2006: Pacman Jones, 12.9
 1977: Billy Johnson, 15.4
 1975: Billy Johnson, 15.3
 1964: Bobby Jancik, 18.3

Kickoff Returns

2018: Darius Jennings, 31.7
 1967: Zeke Moore*, 28.9
 1963: Bobby Jancik, 29.3
 1962: Bobby Jancik*, 30.3
 1960: Ken Hall, 31.3

* Rookie

ALL-TIME TEAM LEADERS BY CATEGORY

CAREER RUSHING YARDS

Player	Years	Att	Yds	Avg	Lg	TD
1. Eddie George	1996-03	2,733	10,009	3.7	76	64
2. Earl Campbell	1978-84	1,979	8,574	4.3	81t	73
3. Derrick Henry	2016-23	1,765	8,398	4.8	99t	78
4. Chris Johnson	2008-13	1,742	7,965	4.6	94t	50
5. Lorenzo White	1988-94	1,000	4,079	4.1	44	29
6. Hoyle Granger	1966-70,72	773	3,514	4.5	69t	18
7. Steve McNair (QB)	1995-05	614	3,439	5.6	71t	36
8. Mike Rozier	1985-90	910	3,426	3.8	41	27
9. Charles Tolar	1960-66	907	3,277	3.6	40	21
10. Ronnie Coleman	1974-81	700	2,769	4.0	46t	16
11. Chris Brown	2003-07	643	2,757	4.3	52	16
12. LenDale White	2006-09	628	2,349	3.7	80t	24
13. Allen Pinkett	1986-91	561	2,324	4.1	60	21
14. Gary Brown	1991-95	477	2,115	4.4	39t	12
15. Fred Willis	1972-76	603	2,114	3.5	44	11
16. Billy Cannon	1960-63	512	2,111	4.1	64	14
17. DeMarco Murray	2016-17	477	1,946	4.1	75t	15
18. Rodney Thomas	1995-00	495	1,847	3.7	74t	12
19. Rob Carpenter	1977-81	433	1,788	4.1	77	12
20. Larry Moriarty	1983-86	415	1,624	3.9	80	13

SEASON RUSHING YARDS

Player	Year	Att	Yds	Avg	Lg	TD
1. Derrick Henry	2020	378	2,027	5.4	94t	17
2. Chris Johnson	2009	358	2,006	5.6	91t	14
3. Earl Campbell	1980	373	1,934	5.2	55t	13
4. Earl Campbell	1979	368	1,697	4.6	61t	19
5. Derrick Henry	2019	303	1,540	5.1	74t	16
6. Derrick Henry	2022	349	1,538	4.4	56	13
7. Eddie George	2000	403	1,509	3.7	35t	14
8. <i>Earl Campbell</i>	<i>1978</i>	<i>302</i>	<i>1,450</i>	<i>4.8</i>	<i>81t</i>	<i>13</i>
9. Eddie George	1997	357	1,399	3.9	30	6
10. Earl Campbell	1981	361	1,376	3.8	43	10
11. <i>Eddie George</i>	<i>1996</i>	<i>335</i>	<i>1,368</i>	<i>4.1</i>	<i>76</i>	<i>8</i>
12. Chris Johnson	2010	316	1,364	4.3	76t	11
13. Eddie George	1999	320	1,304	4.1	40	9
14. Earl Campbell	1983	322	1,301	4.0	42	12
15. Eddie George	1998	348	1,294	3.7	37t	5
16. DeMarco Murray	2016	293	1,287	4.4	75t	9
17. Chris Johnson	2012	276	1,243	4.5	94t	6
18. <i>Chris Johnson</i>	<i>2008</i>	<i>251</i>	<i>1,228</i>	<i>4.9</i>	<i>66t</i>	<i>9</i>
19. Lorenzo White	1992	265	1,226	4.6	44	7
20. Travis Henry	2006	270	1,211	4.5	70t	7

CAREER PASSING YARDS

Player	Years	Att	Cmp	Pct	Yds	Y/A	TD	Int	Lg	Sk	Lst	Rate
1. Warren Moon	1984-93	4,546	2,632	57.9	33,685	7.41	196	166	87t	315	2,403	80.4
2. Steve McNair	1995-05	3,871	2,305	59.5	27,141	7.01	156	103	83t	229	1,398	83.3
3. George Blanda	1960-66	2,784	1,347	48.4	19,149	6.88	165	189	95	-	-	62.5
4. Dan Pastorini	1971-79	2,768	1,426	51.5	16,864	6.09	96	139	85t	222	1,977	61.0
5. Marcus Mariota	2015-19	1,765	1,110	62.9	13,207	7.48	76	44	75	155	992	89.6
6. Ryan Tannehill	2019-23	1,657	1,101	66.4	13,029	7.86	89	36	91t	138	967	99.1
7. Vince Young	2006-10	1,190	689	57.9	8,098	6.81	42	42	73	75	415	75.7
8. Kerry Collins	2006-10	1,081	613	56.7	6,804	6.29	33	29	80t	36	253	74.6
9. Ken Stabler	1980-81	742	458	61.7	5,190	6.99	27	46	79t	56	518	69.0
10. Pete Beathard	1967-69	822	379	46.1	5,128	6.24	26	51	86t	-	-	51.2
11. Jake Locker	2011-14	709	408	57.5	4,967	7.03	27	22	71t	60	378	79.0
12. Matt Hasselbeck	2011-12	739	457	61.8	4,938	6.68	25	19	80t	33	256	82.0
13. Chris Chandler	1995-96	676	409	60.5	4,559	6.74	33	21	76t	46	326	83.9
14. Cody Carlson	1988-94	659	370	56.1	4,469	6.78	21	28	81	54	374	70.0
15. Don Trull	1964-69	556	249	44.8	3,538	6.36	29	21	-	-	-	67.6
16. Billy Volek	2001-05	517	312	60.3	3,505	6.78	26	13	55t	45	306	86.9
17. Jacky Lee	1960-67	409	210	51.3	3,291	8.05	25	30	98t	-	-	68.2
18. Gifford Nielsen	1978-83	498	273	54.8	3,255	6.54	20	22	48	47	354	70.0
19. Neil O'Donnell	1999-03	367	215	58.6	2,664	7.26	16	11	67	18	144	83.2
20. Oliver Luck	1983-86	413	233	56.4	2,544	6.16	13	21	66	33	261	64.1

SEASON PASSING YARDS

Player	Year	Att	Cmp	Pct	Yds	Y/A	TD	Int	Lg	Sk	Lst	Rate
1. Warren Moon	1991	655	404	61.7	4,690	7.16	23	21	61t	23	174	81.7
2. Warren Moon	1990	584	362	62.0	4,689	8.03	33	13	87t	36	252	96.8
3. Ryan Tannehill	2020	481	315	65.5	3,819	7.94	33	7	75	24	173	106.5
4. Ryan Tannehill	2021	531	357	67.2	3,734	7.03	21	14	57t	47	327	89.6
5. Warren Moon	1989	464	280	60.3	3,631	7.83	23	14	55	35	267	88.9
6. Matt Hasselbeck	2011	518	319	61.6	3,571	6.89	18	14	80t	19	153	82.4
7. Warren Moon	1986	488	256	52.5	3,489	7.15	13	26	81t	41	332	62.3
8. Warren Moon	1993	520	303	58.3	3,485	6.70	21	21	80t	34	218	75.2
9. Marcus Mariota	2016	451	276	61.2	3,426	7.60	26	9	60	23	156	95.6
10. Steve McNair	2002	492	301	61.2	3,387	6.88	22	15	55	21	121	84.0
11. Steve McNair	2001	431	264	61.3	3,350	7.77	21	12	71t	37	251	90.2
12. Warren Moon	1984	450	259	57.6	3,338	7.42	12	14	76	47	371	76.9
13. George Blanda	1961	362	187	51.7	3,330	9.20	36	22	-	-	-	91.3
14. George Blanda	1964	505	262	51.9	3,287	6.51	17	27	-	-	-	61.4
15. Marcus Mariota	2017	453	281	62.0	3,232	7.13	13	15	75t	27	173	79.3
16. Steve McNair	1998	492	289	58.7	3,228	6.56	15	10	47	33	176	80.1
17. Steve McNair	2003	400	250	62.5	3,215	8.04	24	7	73	19	108	100.4
18. Ken Stabler	1980	457	293	64.1	3,202	7.01	13	28	79t	27	264	68.7
19. Steve McNair	2005	476	292	61.3	3,161	6.64	16	11	57	20	134	82.4
20. George Blanda	1963	423	224	53.0	3,003	7.10	24	25	-	-	-	70.1

ALL-TIME TEAM LEADERS BY CATEGORY

CAREER RECEPTIONS

Player	Years	No	Yds	Avg	Lg	TD
1. Ernest Givins	1986-94	542	7,935	14.6	83t	46
2. Haywood Jeffires	1987-95	515	6,119	11.9	87t	47
3. Frank Wycheck (TE)	1995-03	482	4,958	10.3	42	27
4. Drew Hill	1985-91	480	7,477	15.6	81t	47
5. Derrick Mason	1997-04	453	6,114	13.5	71t	37
6. Charlie Hennigan	1960-66	410	6,823	16.6	80t	51
7. Ken Burrough	1971-81	408	6,907	16.9	85t	47
8. Delanie Walker (TE)	2013-19	381	4,423	11.6	68	28
9. Curtis Duncan	1987-93	322	3,935	12.2	72	20
10. Nate Washington	2009-14	307	4,591	15.0	80t	28
11. Kendall Wright	2012-16	280	3,244	11.6	52t	18
12. Drew Bennett	2001-06	273	4,033	14.8	55	25
13. Chris Johnson (RB)	2008-13	272	2,003	7.4	69t	8
14. Eddie George (RB)	1996-03	259	2,144	8.3	54	10
15. Bo Scaife (TE)	2005-10	251	2,383	9.5	44	12
16. Corey Davis	2017-20	207	2,851	13.8	75t	11
17. Tim Smith	1980-86	206	3,107	15.1	75t	12
18. Alvin Reed (TE)	1967-72	199	2,818	14.2	60	11
19. A.J. Brown	2019-21	185	2,995	16.2	91t	24
20. Webster Slaughter	1992-94	184	2,236	12.2	57	11
Lorenzo White (RB)	1988-94	184	1,674	9.1	69t	6

SEASON RECEPTIONS

Player	Year	No	Yds	Avg	Lg	TD
1. Charlie Hennigan	1964	101	1,546	15.3	53	8
2. Haywood Jeffires	1991	100	1,181	11.8	44	7
3. Derrick Mason	2004	96	1,168	12.2	37t	7
4. Derrick Mason	2003	95	1,303	13.7	50t	8
5. Delanie Walker	2015	94	1,088	11.6	61t	6
Kendall Wright	2013	94	1,079	11.5	45	2
7. Drew Hill	1991	90	1,109	12.3	61t	4
Haywood Jeffires	1992	90	913	10.1	47	9
9. Tim Smith	1983	83	1,176	14.2	47t	6
10. Curtis Duncan	1992	82	954	11.6	72	1
Charlie Hennigan	1961	82	1,746	21.3	80	12
12. Drew Bennett	2004	80	1,247	15.6	48t	11
Butch Woolfolk	1985	80	814	10.2	80t	4
14. Derrick Mason	2002	79	1,012	12.8	40	5
15. Webster Slaughter	1993	77	904	11.7	41	5
16. Delanie Walker	2017	74	807	10.9	42	3
Drew Hill	1990	74	1,019	13.8	57	5
Haywood Jeffires	1990	74	1,048	14.2	87t	8
Nate Washington	2011	74	1,023	13.8	57	7
20. Derrick Mason	2001	73	1,128	15.5	71t	9

CAREER RECEIVING YARDS

Player	Years	No	Yds	Avg	Lg	TD
1. Ernest Givins	1986-94	542	7,935	14.6	83t	46
2. Drew Hill	1985-91	480	7,477	15.6	81t	47
3. Ken Burrough	1971-81	408	6,906	16.9	85t	47
4. Charlie Hennigan	1960-66	410	6,823	16.6	83	51
5. Haywood Jeffires	1987-95	515	6,119	11.9	87t	47
6. Derrick Mason	1997-04	453	6,114	13.5	71t	37
7. Frank Wycheck	1995-03	482	4,958	10.3	42	27
8. Nate Washington	2009-14	307	4,591	15.0	80t	28
9. Delanie Walker	2013-19	381	4,423	11.6	68	28
10. Drew Bennett	2001-06	273	4,033	14.8	55t	25
11. Curtis Duncan	1987-93	322	3,935	12.2	72	20
12. Chris Sanders	1995-01	177	3,285	18.6	83t	17
13. Kendall Wright	2012-16	280	3,244	11.6	52t	18
14. Tim Smith	1980-86	206	3,107	15.1	75t	12
15. Charley Frazier	1962-68	179	3,060	17.1	80	22
16. A.J. Brown	2019-21	185	2,995	16.2	91t	24
17. Bill Groman	1960-62	143	2,976	20.8	80	32
18. Corey Davis	2017-20	207	2,851	13.8	75t	11
19. Alvin Reed	1967-72	199	2,818	14.2	60	11
20. Kenny Britt	2009-13	157	2,450	15.6	80t	19

SEASON RECEIVING YARDS

Player	Year	No	Yds	Avg	Lg	TD
1. Charlie Hennigan	1961	82	1,746	21.3	80	12
2. Charlie Hennigan	1964	101	1,546	15.3	53	8
3. Bill Groman	1960	72	1,473	20.5	-	12
4. Derrick Mason	2003	95	1,303	13.7	50t	8
5. Drew Bennett	2004	80	1,247	15.6	48t	11
6. Haywood Jeffires	1991	100	1,181	11.8	44	7
7. Tim Smith	1983	83	1,176	14.2	47t	6
8. Bill Groman	1961	50	1,175	23.5	80	17
9. Drew Hill	1985	64	1,169	18.3	57t	9
10. Derrick Mason	2004	96	1,168	12.2	37t	7
11. Drew Hill	1988	72	1,141	15.8	57t	10
Tim Smith	1984	69	1,141	16.5	75t	4
13. Charley Frazier	1966	57	1,129	19.8	79	12
14. Derrick Mason	2001	73	1,128	15.5	71t	9
15. Drew Hill	1986	65	1,112	17.1	81t	5
16. Drew Hill	1991	90	1,109	12.3	61t	4
17. Delanie Walker	2015	94	1,088	11.6	61t	6
18. Kendall Wright	2013	94	1,079	11.5	45	2
19. A.J. Brown	2020	70	1,075	15.4	73t	11
20. Ken Burrough	1975	53	1,063	20.1	77t	8

CAREER SCORING

Player	Years	TD	Rush	Rec	Ret	XPM	FGM	2PT	Points
1. Al Del Greco	1991-00	0	0	0	0	322	246	0	1,060
2. Rob Bironas	2005-13	0	0	0	0	315	239	0	1,032
3. George Blanda	1960-66	4	4	0	0	301	91	0	598
4. Tony Zendejas	1985-90	0	0	0	0	197	117	0	548
5. Ryan Succop	2014-19	0	0	0	0	178	117	0	529
6. Derrick Henry	2016-23	81	78	3	0	0	0	2	490
7. Eddie George	1996-03	74	64	10	0	0	0	3	450
8. Earl Campbell	1978-84	73	73	0	0	0	0	0	438
9. Toni Fritsch	1977-81	0	0	0	0	149	81	0	392
10. Chris Johnson	2008-13	58	50	8	0	0	0	1	350
11. Skip Butler	1972-77	0	0	0	0	122	70	0	332
12. Charlie Hennigan	1960-66	51	0	51	0	0	0	0	306
13. Ken Burrough	1971-81	48	1	47	0	0	0	0	288
Ernest Givins	1986-94	48	1	46	1	0	0	0	288
Haywood Jeffires	1987-95	47	0	47	0	0	0	3	288
16. Drew Hill	1985-91	47	0	47	0	0	0	0	282
17. Derrick Mason	1997-04	40	0	37	3	0	0	1	242
18. Steve McNair	1995-05	36	36	0	0	0	0	3	222
19. Lorenzo White	1988-94	36	29	6	1	0	0	0	216
20. Billy Cannon	1960-63	35	14	20	1	0	0	1	212

ALL-TIME TEAM LEADERS BY CATEGORY

SEASON SCORING

Player	Year	TD	Rush	Rec	Ret	XPM	FGM	2PT	Points
1. Ryan Succop	2017	0	0	0	0	31	35	0	136
Al Del Greco	1998	0	0	0	0	28	36	0	136
3. Rob Bironas	2007	0	0	0	0	28	35	0	133
4. Al Del Greco	1996	0	0	0	0	35	32	0	131
5. Rob Bironas	2008	0	0	0	0	40	29	0	127
6. Al Del Greco	1993	0	0	0	0	39	29	0	126
7. Gary Anderson	2003	0	0	0	0	42	27	0	123
8. Rob Bironas	2011	0	0	0	0	34	29	0	121
9. Randy Bullock	2021	0	0	0	0	42	26	0	120
10. Rob Bironas	2009	0	0	0	0	37	27	0	118
Al Del Greco	2000	0	0	0	0	37	27	0	118
12. Rob Bironas	2013	0	0	0	0	41	25	0	116
13. George Blanda	1960	4	4	0	0	46	15	0	115
Tony Zendejas	1989	0	0	0	0	40	25	0	115
15. Earl Campbell	1979	19	19	0	0	0	0	0	114
Al Del Greco	1995	0	0	0	0	33	27	0	114
Tony Zendejas	1988	0	0	0	0	48	22	0	114
18. Al Del Greco	1997	0	0	0	0	32	27	0	113
19. George Blanda	1961	0	0	0	0	64	16	0	112
20. Joe Nedney	2002	0	0	0	0	36	25	0	111

CAREER KICKOFF RETURNS (YARDS)

Player	Years	No	Yds	Avg	Lg	TD
1. Bobby Jancik	1962-67	158	4,185	26.5	61	0
2. Derrick Mason	1997-04	156	3,496	22.4	101t	1
3. Carl Roaches	1980-84	150	3,276	21.8	97t	2
4. Billy Johnson	1974-80	121	2,902	24.0	81t	2
5. Marc Mariani	2010-13,16	118	2,838	24.1	98t	1
6. Mel Gray	1995-97	111	2,592	23.4	88	0
7. Adam Jones	2005-06	63	1,648	26.2	85	0
8. Zeke Moore	1967-77	64	1,618	25.3	92t	1
9. Darius Reynaud	2012-13	68	1,595	23.5	105t	1
10. Willie Drewrey	1985-93	75	1,581	21.1	50	0
11. Allen Pinkett	1986-91	80	1,577	19.7	48	0
12. Jerry LeVias	1969-70	64	1,538	24.0	87	0
13. Bobby Wade	2005-06	50	1,194	23.9	48	0
14. Billy Cannon	1960-63	46	1,186	25.8	88t	1
15. Leonard Harris	1987-93	53	1,130	21.3	63	0
16. Leon Washington	2013-14	47	1,219	25.9	95	0
17. Chris Carr	2008	35	984	28.1	52	0
18. Mike Archie	1996-98	46	961	20.9	50	0
19. Bob Gresham	1973-74	36	903	25.1	103t	1
20. Willie Tullis	1981-84	38	886	23.3	95t	1

SEASON KICKOFF RETURNS (AVG.)

Player	Year	No	Yds	Avg	Lg	TD
1. Darius Jennings	2018	22	698	31.7	94t	1
2. Ken Hall	1960	19	594	31.3	104t	1
3. Bobby Jancik	1962	24	726	30.3	61	0
4. Bobby Jancik	1963	45	1,317	29.3	53	0
5. Chris Carr	2008	35	984	28.1	52	0
6. Carl Roaches	1981	28	769	27.5	96t	1
7. Billy Johnson	1974	29	785	27.1	67	0
8. Derrick Mason	2000	42	1,132	27.0	66	0
9. Bob Gresham	1973	27	723	26.8	103t	1
10. Adam Jones	2005	43	1,127	26.2	85	0
11. Linzy Cole	1971	32	834	26.1	45	0
12. Adam Jones	2006	20	521	26.1	70	0
13. Bobby Jancik	1966	34	875	25.7	53	0
14. Steve Brown	1983	31	795	25.6	93t	1
15. Marc Mariani	2010	60	1,530	25.5	98t	1
16. Billy Johnson	1977	25	630	25.2	76t	1
17. Alvin Haymond	1973	28	703	25.1	47	0
18. Jerry LeVias	1969	38	940	24.7	87	0
19. Willie Drewrey	1985	26	642	24.7	50	0
20. Zeke Moore	1968	32	787	24.6	45	0

CAREER PUNT RETURNS (YARDS)

Player	Years	No	FC	Yds	Avg	Lg	TD
1. Billy Johnson	1974-80	155	21	2,040	13.2	87t	5
2. Derrick Mason	1997-04	182	94	1,590	8.7	69t	2
3. Carl Roaches	1980-84	151	31	1,095	7.3	68	0
4. Marc Mariani	2010-13,16	102	57	1,054	10.3	87t	2
5. Willie Drewrey	1985-93	104	45	771	7.4	25	0
6. Adam Jones	2005-06	63	11	712	11.3	90t	4
7. Mel Gray	1995-97	69	45	652	9.4	40	0
8. Bobby Jancik	1962-67	67	-	647	9.7	82	1
9. Darius Reynaud	2012-13	49	25	545	11.1	81t	2
10. Jerry LeVias	1969-70	60	19	505	8.4	46	0
11. Kenny Johnson	1986-89	73	32	488	6.7	26	0
12. Adoree' Jackson	2017-20	53	19	464	8.8	46	0
13. Justin McCareins	2001-08	37	21	403	10.9	58t	1
14. Ernest Givins	1986-94	56	-	397	7.1	78t	1
15. Larry Carwell	1967-68	36	6	381	10.6	54	0
16. Dexter McCluster	2014-15	46	29	372	8.1	48	0
17. Fred Glick	1961-66	44	-	326	7.4	-	0
18. Chris Carr	2008	32	20	323	10.1	44	0
19. Chris Davis	2007-08	33	13	299	9.1	39	0
20. Chester Rogers	2021	30	20	293	9.8	55	0

SEASON PUNT RETURNS (AVG.)

Player	Year	No	FC	Yds	Avg	Lg	TD
1. Billy Johnson	1977	35	8	539	15.4	87t	2
2. Billy Johnson	1975	40	1	612	15.3	83t	3
3. Billy Johnson	1974	30	3	409	13.6	49	0
4. Darius Reynaud	2012	31	17	410	13.2	81t	2
5. Derrick Mason	2000	51	17	662	13.0	69t	1
6. Adam Jones	2006	34	3	440	12.9	90t	3
7. Marc Mariani	2010	27	17	329	12.2	87t	1
8. Justin McCareins	2003	29	17	330	11.4	58t	1
9. Marc Mariani	2011	46	18	490	10.7	79t	1
10. Billy Johnson	1976	38	9	403	10.6	46	0
11. Mel Gray	1995	30	20	303	10.1	20	0
12. Chris Carr	2008	32	20	323	10.1	44	0
13. Chester Rogers	2021	30	20	293	9.8	55	0
14. Chris Davis	2007	31	12	293	9.5	39	0
15. Adam Jones	2005	29	8	272	9.4	52t	1
16. Mel Gray	1996	22	15	205	9.3	40	0
Adoree' Jackson	2018	16	9	148	9.3	26	0
18. Dexter McCluster	2015	24	15	217	9.0	37	0
19. Fred Glick	1963	19	-	171	9.0	22	0
20. Willie Drewrey	1985	24	10	215	9.0	23	0

ALL-TIME TEAM LEADERS BY CATEGORY

CAREER PUNTING (PUNTS)

Player	Years	Punt	Blk	Yds	Avg	TB	In20	Lg	NetAvg
1. Brett Kern	2009-21	923	5	42,333	45.9	48	373	79	40.8
2. Craig Hentrich	1998-09	861	1	36,926	42.9	95	295	78	37.2
3. Jim Norton	1960-68	522	7	21,961	42.1	-	-	79	-
4. Cliff Parsley	1977-82	431	3	17,136	39.8	33	85	62	32.3
5. Dan Pastorini	1971-79	316	1	12,530	39.7	-	-	74	-
6. Greg Montgomery	1988-93	310	6	13,529	43.6	35	74	77	36.6
7. Lee Johnson	1985-87	212	0	8,739	41.2	20	53	66	35.1
8. John James	1982-84	198	1	7,878	39.8	15	36	56	32.4
9. Rich Camarillo	1994-95	173	1	7,280	42.1	17	61	60	35.7
10. Reggie Roby	1996-97	140	1	6,022	43.0	8	50	68	36.7

SEASON PUNTING (AVERAGE)

Player	Year	Punt	Blk	Yds	Avg	TB	In20	Lg	NetAvg
1. Ryan Stonehouse	2022	90	0	4,779	53.1	9	30	74	44.0
2. Brett Kern	2017	75	0	3,728	49.7	5	28	74	44.6
3. Brett Kern	2012	81	2	3,855	47.6	5	30	71	40.4
4. Brett Kern	2015	88	0	4,175	47.4	1	34	61	40.3
5. Craig Hentrich	1998	69	0	3,258	47.2	11	18	71	39.2
6. Brett Kern	2019	78	0	3,672	47.1	2	37	70	43.1
Brett Kern	2018	74	1	3,483	47.1	3	39	62	41.7
8. Greg Montgomery	1992	53	2	2,487	46.9	9	14	66	37.3
9. Brett Kern	2014	88	1	4,118	46.8	7	28	79	40.8
10. Brett Kern	2020	37	0	1,695	45.8	3	22	66	41.5
11. Greg Montgomery	1993	54	0	2,462	45.6	5	13	77	39.1

CAREER INTERCEPTIONS

Player	Years	No	Yds	Avg	Lg	TD
1. Jim Norton	1960-68	45	592	13.2	56	1
2. Cris Dishman	1988-96	31	348	11.2	43	1
3. Fred Glick	1961-66	30	390	13.0	45	1
4. Kevin Byard	2016-23	27	333	12.3	33	1
Tony Banfield	1960-65	27	224	8.3	58	0
W.K. Hicks	1964-69	27	457	16.9	62	0
Darryll Lewis	1991-98	27	540	20.0	98t	5
8. Mike Reinfeldt	1976-83	26	375	14.4	39	0
9. Michael Griffin	2007-15	25	328	13.1	83t	1
Ken Houston	1967-72	25	650	26.0	78	9
11. Zeke Moore	1967-77	24	444	18.5	74	2
12. Willie Alexander	1971-79	23	379	16.5	95t	1
Samari Rolle	1998-04	23	349	15.2	81t	1
14. Marcus Robertson	1991-00	22	428	19.5	69	0
15. Gregg Bingham	1973-84	21	279	13.3	54	0
16. Keith Bulluck	2000-09	19	192	10.1	35	1
Miller Farr	1967-69	19	416	21.9	67	5
18. Steve Brown	1983-90	18	264	14.7	44t	1
19. Andre Dyson	2001-04	16	260	16.3	51t	3
Bubba McDowell	1989-94	16	190	11.9	26t	1
Chris Hope	2006-11	16	266	16.6	61t	1

SEASON INTERCEPTIONS

Player	Year	No	Yds	Avg	Lg	TD
1. Fred Glick	1963	12	180	15.0	45	1
Mike Reinfeldt	1979	12	205	17.1	39	0
3. Miller Farr	1967	10	264	26.4	67	3
4. W.K. Hicks	1965	9	156	17.3	31	0
Ken Houston	1971	9	220	24.4	48t	4
Jim Norton	1961	9	150	16.7	36	0
7. Kevin Byard	2017	8	130	16.3	33	0
Tony Banfield	1961	8	136	17.0	58	0
<i>Pete Jaquess</i>	<i>1964</i>	8	<i>141</i>	<i>17.6</i>	<i>98t</i>	<i>1</i>
Richard Johnson	1990	8	100	12.5	35	1
Jim Norton	1962	8	75	9.4	36	0
12. Tony Banfield	1963	7	21	3.0	14	0
Michael Griffin	2008	7	172	24.6	83t	1
Jim Norton	1965	7	52	7.4	18	0
Marcus Robertson	1993	7	137	19.6	69	0
Samari Rolle	2000	7	140	20.0	81t	1
Jack Tatum	1980	7	100	14.3	35	0
18. (15 tied with 6)						

CAREER SACKS

Player	Years	No
1. Elvin Bethea	1968-83	105.0
2. Ray Childress	1985-95	75.5
3. Jesse Baker	1979-87	66.0
4. William Fuller	1986-93	59.0
5. Sean Jones	1988-93	57.5
6. Jevon Kearse	1999-03, 08-09	52.0
7. Jurrell Casey	2011-19	51.0
8. Robert Brazile	1975-84	48.0
9. Ted Washington	1973-82	45.0
10. Derrick Morgan	2010-18	44.5
11. Kyle Vanden Bosch	2005-09	38.5
12. Harold Landry III	2018-23	31.0
Curley Culp	1974-80	31.0

SEASON SACKS

Player	Year	No
1. Elvin Bethea	1973	17.0
2. <i>Jesse Baker</i>	<i>1979</i>	<i>15.5</i>
3. William Fuller	1991	15.0
4. Elvin Bethea	1976	14.5
<i>Jevon Kearse</i>	<i>1999</i>	<i>14.5</i>
6. Elvin Bethea	1971	13.0
Ray Childress	1992	13.0
Sean Jones	1993	13.0
9. Jason Babin	2010	12.5
Sean Jones	1990	12.5
Kyle Vanden Bosch	2005	12.5

ALL-TIME TEAM LEADERS BY CATEGORY

CAREER TACKLES (SINCE 1974)

Player	Years	No
1. Gregg Bingham	1973-84	1,970
2. Robert Brazile	1975-84	1,281
3. Keith Bulluck	2000-09	1,265
4. Michael Griffin	2007-15	912
5. Ted Washington	1973-82	907
6. Al Smith	1987-96	877
7. John Grimsley	1984-90	836
8. Blaine Bishop	1993-01	788
9. Ray Childress	1985-95	784
10. Steve Kiner	1974-78	738

SEASON TACKLES (SINCE 1974)

Player	Year	No
1. Gregg Bingham	1978	223
2. Gregg Bingham	1980	212
3. Gregg Bingham	1974	206
4. Gregg Bingham	1979	203
5. John Grimsley	1986	199
6. Robert Abraham	1984	198
7. Gregg Bingham	1976	191
8. Gregg Bingham	1977	190
9. Gregg Bingham	1975	185
Robert Brazile	1978	185

YEAR-BY-YEAR LEADERS

RUSHING

Year	Player	Att	Yds	Avg	Lg	TD
1960	Billy Cannon	152	644	4.2	39	1
1961	Billy Cannon	200	948	4.7	61t	6
1962	Charles Tolar	244	1,012	4.1	25	7
1963	Charles Tolar	194	659	3.4	33	3
1964	Sid Blanks	145	756	5.2	91t	6
1965	Ode Burrell	130	528	4.1	63	3
1966	Ode Burrell	122	406	3.3	45	0
1967	Hoyle Granger	236	1,194	5.1	67t	6
1968	Hoyle Granger	202	848	4.2	47	7
1969	Hoyle Granger	186	740	4.0	23	3
1970	Joe Dawkins	124	517	4.2	49t	2
1971	Robert Holmes	112	323	2.9	31	4
1972	Fred Willis	134	461	3.4	43	0
1973	Fred Willis	171	579	3.4	25	4
1974	Willie Rodgers	122	413	3.4	20	5
1975	Ronnie Coleman	175	790	4.5	46t	5
1976	Ronnie Coleman	171	684	4.0	39	2
1977	Ronnie Coleman	185	660	3.6	22	5
1978	Earl Campbell	302	1,450	4.8	81t	13
1979	Earl Campbell	368	1,697	4.6	61t	19
1980	Earl Campbell	373	1,934	5.2	55t	13
1981	Earl Campbell	361	1,376	3.9	43	10
1982	Earl Campbell	157	538	3.4	22	2
1983	Earl Campbell	322	1,301	4.0	42	12
1984	Larry Moriarty	189	785	4.2	51	6
1985	Mike Rozier	133	462	3.5	30	8
1986	Mike Rozier	199	662	3.3	19t	4
1987	Mike Rozier	229	957	4.2	41	3
1988	Mike Rozier	251	1,002	4.0	28	10
1989	Alonzo Highsmith	128	531	4.1	25	4
1990	Lorenzo White	168	702	4.2	22	8
1991	Allen Pinkett	171	720	4.2	32	9
1992	Lorenzo White	265	1,226	4.6	44	7
1993	Gary Brown	195	1,002	5.1	26	6
1994	Lorenzo White	191	757	4.0	33	3
1995	Rodney Thomas	251	947	3.8	74t	5
1996	Eddie George	335	1,368	4.1	76	8
1997	Eddie George	357	1,399	3.9	30	6
1998	Eddie George	348	1,294	3.7	37t	5
1999	Eddie George	320	1,304	4.1	40	9
2000	Eddie George	403	1,509	3.7	35t	14
2001	Eddie George	315	939	3.0	27	5
2002	Eddie George	343	1,165	3.4	35	12
2003	Eddie George	312	1,031	3.3	27	5
2004	Chris Brown	220	1,067	4.9	52	6
2005	Chris Brown	224	851	3.8	38t	5
2006	Travis Henry	270	1,211	4.5	70t	7
2007	LenDale White	303	1,110	3.7	28	7
2008	Chris Johnson	251	1,228	4.9	66t	9
2009	Chris Johnson	358	2,006	5.6	91t	14
2010	Chris Johnson	316	1,364	4.3	76t	11
2011	Chris Johnson	262	1,047	4.0	48t	4
2012	Chris Johnson	276	1,243	4.5	94t	6
2013	Chris Johnson	279	1,077	3.9	30t	6

PASSING

Year	Player	Att	Cmp	Yds	Pct	TD	Int	Avg
1960	George Blanda	363	169	2,413	46.6	24	22	6.7
1961	George Blanda	362	187	3,330	51.7	36	22	9.2
1962	George Blanda	418	197	2,810	47.1	27	42	6.7
1963	George Blanda	423	224	3,003	52.9	24	25	7.0
1964	George Blanda	505	262	3,282	51.9	17	27	6.4
1965	George Blanda	442	186	2,542	42.1	20	30	5.8
1966	George Blanda	271	122	1,764	45.0	17	21	6.4
1967	Pete Beathard	231	94	1,114	40.7	9	14	4.8
1968	Pete Beathard	223	105	1,559	47.1	7	16	6.9
1969	Pete Beathard	370	180	2,455	48.6	10	21	6.4
1970	Charley Johnson	281	144	1,652	51.2	7	12	5.9
1971	Dan Pastorini	270	127	1,702	47.0	7	21	6.3
1972	Dan Pastorini	299	144	1,711	48.2	7	11	5.7
1973	Dan Pastorini	290	154	1,482	53.1	5	17	5.1
1974	Dan Pastorini	247	140	1,571	56.7	10	10	6.4
1975	Dan Pastorini	342	163	2,053	47.7	14	16	6.0
1976	Dan Pastorini	309	167	1,785	53.5	10	10	5.7
1977	Dan Pastorini	319	169	1,987	53.0	13	18	6.2
1978	Dan Pastorini	368	199	2,473	54.1	16	17	6.7
1979	Dan Pastorini	324	163	2,090	50.3	14	18	6.5
1980	Ken Stabler	454	293	3,202	64.5	13	28	7.0
1981	Ken Stabler	285	165	1,988	57.9	14	18	6.9
1982	Archie Manning	125	66	877	52.8	6	6	7.0
1983	Oliver Luck	217	124	1,375	57.1	8	13	6.3
1984	Warren Moon	450	259	3,338	57.6	12	14	7.4
1985	Warren Moon	377	200	2,709	53.1	15	19	7.2
1986	Warren Moon	488	256	3,489	52.5	13	26	7.2
1987	Warren Moon	368	184	2,806	50.0	21	18	7.6
1988	Warren Moon	294	160	2,327	54.4	17	8	7.9
1989	Warren Moon	464	280	3,631	60.3	23	14	7.8
1990	Warren Moon	584	362	4,689	62.0	33	13	8.0
1991	Warren Moon	655	404	4,690	61.7	23	21	7.2
1992	Warren Moon	346	224	2,521	64.7	18	12	7.3
1993	Warren Moon	520	303	3,485	58.3	21	21	6.7
1994	Billy Joe Tolliver	240	121	1,287	50.4	6	7	5.4
1995	Chris Chandler	356	225	2,460	63.2	17	10	6.9
1996	Chris Chandler	320	184	2,099	57.5	16	11	6.6
1997	Steve McNair	415	216	2,665	52.0	14	13	6.4
1998	Steve McNair	492	289	3,228	58.7	15	10	6.5
1999	Steve McNair	331	187	2,179	56.5	12	8	6.6
2000	Steve McNair	396	248	2,847	62.6	15	13	7.2
2001	Steve McNair	431	264	3,350	61.3	21	12	7.8
2002	Steve McNair	492	301	3,387	61.2	22	15	6.9

YEAR-BY-YEAR LEADERS

Year	Player	Att	Cmp	Yds	Pct	TD	Int	Avg
2003	Steve McNair	400	250	3,215	62.5	24	7	8.0
2004	Billy Volek	357	218	2,486	61.1	18	10	7.0
2005	Steve McNair	476	292	3,161	61.3	16	11	6.6
2006	Vince Young	357	184	2,199	51.5	12	13	6.2
2007	Vince Young	382	238	2,546	62.3	9	17	6.7
2008	Kerry Collins	415	242	2,676	58.3	12	7	6.5
2009	Vince Young	259	152	1,879	58.7	10	7	7.3
2010	Kerry Collins	278	160	1,823	57.6	14	8	6.6
2011	Matt Hasselbeck	518	319	3,571	61.6	18	14	6.9
2012	Jake Locker	314	177	2,176	56.4	10	11	6.9
2013	Ryan Fitzpatrick	350	217	2,454	62.0	14	12	7.0
2014	Zach Mettenberger	179	107	1,412	59.8	8	7	7.9
2015	Marcus Mariota	370	230	2,818	62.2	19	10	7.6
2016	Marcus Mariota	451	276	3,426	61.2	26	9	7.6
2017	Marcus Mariota	453	281	3,232	62.0	13	15	7.1
2018	Marcus Mariota	331	228	2,528	68.9	11	8	7.6
2019	Ryan Tannehill	286	201	2,742	70.3	22	6	9.6
2020	Ryan Tannehill	481	315	3,819	65.5	33	7	7.9
2021	Ryan Tannehill	531	357	3,734	67.2	21	14	7.0
2022	Ryan Tannehill	325	212	2,536	65.2	13	6	7.8

Year	Player	No	Yds	Avg	Lg	TD
2004	Derrick Mason	96	1,168	12.2	37t	7
2005	Drew Bennett	58	738	12.7	55t	4
2006	Drew Bennett	46	737	16.0	39	3
2007	Justin Gage	55	750	13.6	73	2
	Roydell Williams	55	719	13.1	48	4
2008	Bo Scaife (TE)	58	561	9.7	44	2
2009	Chris Johnson (RB)	50	503	10.1	69t	2
2010	Chris Johnson (RB)	44	245	5.6	25	1
2011	Nate Washington	74	1,023	13.8	57	7
2012	Kendall Wright	64	626	9.8	38	4
2013	Kendall Wright	94	1,079	11.5	45	2
2014	Delanie Walker	63	890	14.1	68	4
2015	Delanie Walker	94	1,088	11.6	61t	6
2016	Rishard Matthews	65	945	14.5	60	9
	Delanie Walker	65	800	12.3	47	7
2017	Delanie Walker	74	807	10.9	42	3
2018	Corey Davis	65	891	13.7	51	4
2019	A.J. Brown	52	1,051	20.2	91t	8
2020	A.J. Brown	70	1,075	15.4	73t	11
2021	A.J. Brown	63	869	13.8	57t	5
2022	Robert Woods	53	527	9.9	41	2

RECEIVING

Year	Player	No	Yds	Avg	Lg	TD
1960	Bill Groman	72	1,473	20.5	80t	12
1961	Charlie Hennigan	82	1,746	21.3	80t	12
1962	Charlie Hennigan	54	867	16.1	75t	8
1963	Charlie Hennigan	61	1,051	17.2	83t	10
1964	Charlie Hennigan	101	1,546	15.3	53t	8
1965	Ode Burrell (RB)	55	650	11.8	52t	4
1966	Charles Frazier	57	1,129	19.8	79t	12
1967	Hoyle Granger (RB)	31	300	9.6	43	3
1968	Alvin Reed (TE)	46	747	16.2	60	5
1969	Alvin Reed (TE)	51	664	13.0	43	2
1970	Alvin Reed (TE)	47	604	12.9	34	2
1971	Jim Beirne	38	550	14.5	40	1
1972	Fred Willis (RB)	45	297	6.6	27	2
1973	Fred Willis (RB)	57	371	6.5	50	1
1974	Ken Burrough	36	492	13.7	51	2
1975	Ken Burrough	53	1,063	20.1	77t	8
1976	Ken Burrough	51	932	18.2	69	7
1977	Ken Burrough	43	816	19.0	85t	8
1978	Ken Burrough	47	624	13.3	44	2
1979	Ken Burrough	40	752	18.8	55t	6
1980	Mike Barber (TE)	59	712	12.1	79t	5
1981	Ken Burrough	40	668	16.7	71t	7
1982	Dave Casper (TE)	36	573	15.9	38	6
1983	Tim Smith	83	1,176	14.2	47t	6
1984	Tim Smith	69	1,141	16.5	75t	4
1985	Butch Woolfolk (RB)	80	814	10.2	80t	4
1986	Drew Hill	65	1,112	17.1	81t	5
1987	Ernest Givins	53	933	17.6	83t	6
1988	Drew Hill	72	1,141	15.8	57t	10
1989	Drew Hill	66	938	14.2	50	8
1990	Haywood Jeffires	74	1,048	14.2	87t	8
	Drew Hill	74	1,019	13.8	57	5
1991	Haywood Jeffires	100	1,181	11.8	44	7
1992	Haywood Jeffires	90	913	10.1	47	9
1993	Webster Slaughter	77	904	11.7	41	5
1994	Webster Slaughter	68	846	12.4	57	2
	Haywood Jeffires	68	783	11.5	50	6
1995	Haywood Jeffires	61	684	11.2	35t	8
1996	Frank Wycheck (TE)	53	511	9.6	29	6
1997	Frank Wycheck (TE)	63	748	11.9	42	4
1998	Frank Wycheck (TE)	70	768	11.0	38	2
1999	Frank Wycheck (TE)	69	641	9.3	35	2
2000	Frank Wycheck (TE)	70	636	9.1	26	4
2001	Derrick Mason	73	1,128	15.5	71t	9
2002	Derrick Mason	79	1,012	12.8	40	5
2003	Derrick Mason	95	1,303	13.7	50t	8

SCORING

Year	Player	TD	PAT	FG	Tot
1960	George Blanda	4	46	15	115
1961	George Blanda	0	64	16	112
1962	George Blanda	0	48	11	81
1963	George Blanda	0	37	9	64
1964	George Blanda	0	38	13	76
1965	George Blanda	0	28	11	61
1966	George Blanda	0	39	16	87
1967	John Wittenborn	0	30	14	72
1968	Wayne Walker	0	26	8	50
1969	Roy Gerela	0	29	19	86
1970	Roy Gerela	0	23	18	77
1971	Mark Moseley	0	25	16	73
1972	Skip Butler	0	12	16	51
1973	Skip Butler	0	15	21	66
1974	Skip Butler	0	29	9	56
1975	Skip Butler	0	31	18	85
1976	Skip Butler	0	24	16	72
1977	Toni Fritsch	0	19	12	55
1978	Earl Campbell (RB)	13	0	0	78
1979	Earl Campbell (RB)	19	0	0	114
1980	Toni Fritsch	0	26	19	83
1981	Toni Fritsch	0	32	15	77
1982	Dave Casper (TE)	6	0	0	36
1983	Florian Kempf	0	33	17	84
1984	Joe Cooper	0	13	11	46
1985	Tony Zendejas	0	29	21	92
1986	Tony Zendejas	0	28	22	94
1987	Tony Zendejas	0	32	20	92
1988	Tony Zendejas	0	48	22	114
1989	Tony Zendejas	0	40	25	115
1990	Lorenzo White (RB)	12	0	0	72
1991	Ian Howfield	0	25	13	64
1992	Al Del Greco	0	41	21	104
1993	Al Del Greco	0	39	29	126
1994	Al Del Greco	0	18	16	66
1995	Al Del Greco	0	33	27	114
1996	Al Del Greco	0	35	32	131
1997	Al Del Greco	0	32	27	113
1998	Al Del Greco	0	28	36	136
1999	Al Del Greco	0	43	21	106
2000	Al Del Greco	0	37	27	118
2001	Joe Nedney	0	34	20	94
2002	Joe Nedney	0	36	25	111
2003	Gary Anderson	0	42	27	123
2004	Gary Anderson	0	37	17	88

YEAR-BY-YEAR LEADERS

Year	Player	TD	PAT	FG	Tot
2005	Rob Bironas	0	30	23	99
2006	Rob Bironas	0	32	22	98
2007	Rob Bironas	0	28	35	133
2008	Rob Bironas	0	40	29	127
2009	Rob Bironas	0	37	27	118
2010	Rob Bironas	0	38	24	110
2011	Rob Bironas	0	34	29	121
2012	Rob Bironas	0	35	25	110
2013	Rob Bironas	0	41	25	116
2014	Ryan Succop	0	27	19	84
2015	Ryan Succop	0	29	14	71
2016	Ryan Succop	0	39	22	105
2017	Ryan Succop	0	31	35	136
2018	Ryan Succop	0	28	26	106
2019	Derrick Henry	18	0	0	108
2020	Derrick Henry	17	0	0	104
2021	Randy Bullock	0	42	26	120
2022	Randy Bullock	0	28	17	79

Year	Player	No	Yds	Avg	Lg	TD
2007	Michael Griffin	18	422	23.4	48	0
2008	Chris Carr	35	984	28.1	52	0
2009	Kenny Britt	24	523	21.8	56	0
2010	Marc Mariani	60	1,530	25.5	98t	1
2011	Marc Mariani	32	748	23.4	49	0
2012	Darius Reynaud	53	1,240	23.4	105t	1
2013	Leon Washington	16	481	30.1	95	0
2014	Leon Washington	31	738	23.8	52	0
2015	Dexter McCluster	13	285	21.9	32	0
2016	Marc Mariani	26	560	21.5	37	0
2017	Adoree' Jackson	25	578	23.1	57	0
2018	Darius Jennings	22	698	31.7	94t	1
2019	Kalif Raymond	18	403	22.4	45	0
2020	Kalif Raymond	15	275	18.3	30	0
2021	Chester Rogers	14	282	20.1	37	0
2022	Hassan Haskins	19	414	21.8	37	0

KICKOFF RETURNS

Year	Player	No	Yds	Avg	Lg	TD
1960	Ken Hall	19	594	31.3	104t	1
1961	Billy Cannon	18	439	24.4	47	0
1962	Bobby Jancik	24	726	30.3	61	0
1963	Bobby Jancik	45	1,315	29.3	53	0
1964	Ode Burrell	17	449	26.4	93t	1
1965	Bobby Jancik	18	430	23.9	43	0
1966	Bobby Jancik	34	875	25.7	53	0
1967	Zeke Moore	14	405	28.9	92	1
1968	Zeke Moore	32	787	24.6	45	0
1969	Jerry LeVias	38	940	24.7	87	0
1970	Jerry LeVias	26	598	23.0	37	0
1971	Linzy Cole	32	834	26.1	45	0
1972	Willie Rodgers	17	335	19.7	31	0
1973	Bob Gresham	27	723	26.8	103t	1
1974	Billy Johnson	29	785	27.1	67	0
1975	Billy Johnson	33	798	24.2	81t	1
1976	Billy Johnson	26	579	22.2	53	0
1977	Billy Johnson	25	630	25.2	76t	1
1978	Johnnie Dirden	32	780	24.4	60	0
1979	Richard Ellender	24	514	21.4	35	0
1980	Carl Roaches	37	746	20.2	46	0
1981	Carl Roaches	28	769	27.5	96t	1
1982	Carl Roaches	21	441	21.0	45	0
1983	Steve Brown	31	795	25.6	93t	1
1984	Carl Roaches	30	679	22.6	49	0
1985	Willie Drewrey	26	642	24.7	52	0
1986	Willie Drewrey	25	500	20.0	32	0
	Allen Pinkett	26	519	20.0	48	0
1987	Curtis Duncan	28	546	19.5	62	0
1988	Leonard Harris	34	678	19.9	56	0
1989	Kenny Johnson	21	372	17.7	39	0
1990	Gerald McNeil	27	551	20.4	64	0
1991	Allen Pinkett	26	508	19.5	41	0
1992	Pat Coleman	14	290	20.7	28	0
1993	Willie Drewrey	15	293	19.5	34	0
1994	Todd McNair	23	481	20.9	44	0
1995	Mel Gray	53	1,183	22.3	54	0
1996	Mel Gray	50	1,224	24.5	88	0
1997	Derrick Mason	26	551	21.2	54	0
1998	Mike Archie	42	913	21.7	50	0
1999	Derrick Mason	41	805	19.6	41	0
2000	Derrick Mason	42	1,132	27.0	66	0
2001	Derrick Mason	34	748	22.0	101t	1
2002	John Simon	20	371	18.6	29	0
2003	Jake Schifino	35	703	20.1	39	0
2004	Jason McAddley	38	849	22.3	45	0
2005	Pacman Jones	43	1,127	26.2	85	0
2006	Bobby Wade	50	1,194	23.9	48	0

PUNT RETURNS

Year	Player	No	Yds	Avg	Lg	TD
1960	Billy Cannon	4	96	24.0	51	0
1961	Billy Cannon	9	70	7.8	20	0
1962	Bobby Jancik	14	164	11.7	21	0
1963	Bobby Jancik	13	145	11.2	56	0
1964	Bobby Jancik	14	220	15.7	82t	1
1965	Bobby Jancik	12	85	7.1	25	0
1966	Ode Burrell	8	76	9.5	29	0
1967	Larry Carwell	9	154	17.1	54	0
1968	Sid Blanks	22	179	8.1	39	0
1969	Jerry LeVias	35	292	8.3	46	0
1970	Jerry LeVias	25	213	8.5	33	0
1971	Linzy Cole	14	107	7.6	31	0
1972	Ken Houston	25	148	5.9	33	0
1973	Jeff Severson	16	126	7.9	74	0
1974	Billy Johnson	30	409	13.6	49	0
1975	Billy Johnson	40	612	15.3	83t	3
1976	Billy Johnson	39	397	10.2	46	0
1977	Billy Johnson	35	539	15.4	87t	2
1978	Ronnie Coleman	16	142	8.9	32	0
1979	Richard Ellender	31	203	6.5	36	0
1980	Carl Roaches	47	384	8.2	68	0
1981	Carl Roaches	39	296	7.6	40	0
1982	Carl Roaches	19	104	5.5	25	0
1983	Carl Roaches	20	159	8.0	23	0
1984	Carl Roaches	26	152	5.8	18	0
1985	Willie Drewrey	24	215	9.0	23	0
1986	Willie Drewrey	25	262	7.7	25	0
1987	Kenny Johnson	24	196	8.2	26	0
1988	Kenny Johnson	30	170	5.7	16	0
1989	Kenny Johnson	19	122	6.4	19	0
1990	Gerald McNeil	30	172	5.7	26	0
1991	Pat Coleman	22	138	6.3	24	0
1992	Webster Slaughter	20	142	7.1	20	0
1993	Willie Drewrey	41	275	6.7	18	0
1994	Ernest Givins	37	210	5.7	78t	1
1995	Mel Gray	30	303	10.1	20	0
1996	Mel Gray	22	205	9.3	40	0
1997	Mel Gray	17	144	8.5	30	0
1998	Derrick Mason	31	228	7.4	25	0
1999	Derrick Mason	26	225	8.7	65t	1
2000	Derrick Mason	51	662	13.0	69t	1
2001	Derrick Mason	20	128	6.4	20	0
2002	John Simon	13	113	8.7	30	0
2003	Justin McCareins	29	330	11.4	58t	1
2004	Derrick Mason	24	93	3.9	13	0
2005	Pacman Jones	29	272	9.4	52t	1
2006	Pacman Jones	34	440	12.9	90t	3
2007	Chris Davis	31	293	9.5	39	0
2008	Chris Carr	32	323	10.1	44	0
2009	Alvin Pearman	11	112	10.2	18	0

YEAR-BY-YEAR LEADERS

Year	Player	No	Yds	Avg	Lg	TD
2010	Marc Mariani	27	329	12.2	87t	1
2011	Marc Mariani	46	490	10.7	79t	1
2012	Darius Reynaud	31	410	13.2	81t	2
2013	Darius Reynaud	18	135	7.5	35	0
2014	Dexter McCluster	22	155	7.0	48	0
2015	Dexter McCluster	24	217	9.0	37	0
2016	Marc Mariani	29	235	8.1	18	0
2017	Adoree' Jackson	34	290	8.5	46	0
2018	Adoree' Jackson	16	148	9.3	26	0
2019	Adam Humphries	12	78	6.5	21	0
2020	Kalif Raymond	23	208	9.0	40	0
2021	Chester Rogers	30	293	9.8	55	0
2022	C.J. Board	14	147	10.5	19	0

Year	Player	No	Yds	Avg	Lg	TD
2002	Lance Schulters (S)	6	56	9.3	28	0
2003	Samari Rolle (CB)	6	141	23.5	52	0
2004	Andre Dyson (CB)	6	135	22.5	44	0
2005	Reynaldo Hill (CB)	3	88	29.3	52t	1
2006	Chris Hope (S)	5	105	21.0	61t	1
2007	Keith Bulluck (LB)	5	63	12.6	35	0
2008	Michael Griffin (S)	7	172	24.6	83t	1
2009	Cortland Finnegan (CB)	5	194	38.8	80	1
2010	Michael Griffin (S)	4	50	12.5	28	0
2011	Michael Griffin (S)	2	0	0.0	0	0
	Jason McCourty (CB)	2	52	26.0	30	0
2012	Michael Griffin (S)	4	59	14.8	33	0
	Jason McCourty (CB)	4	29	7.3	28	0
2013	Alterraun Verner (CB)	5	68	13.6	34	1
2014	Jason McCourty (CB)	3	0	0.0	0	0
2015	Zach Brown (LB)	2	45	22.5	45	0
	Coty Sensabaugh (CB)	2	42	21.0	26t	1
2016	Perrish Cox (CB)	3	3	1.0	3	0
2017	Kevin Byard (S)	8	130	16.3	33	0
2018	Kevin Byard (S)	4	1	0.3	1	0
2019	Kevin Byard (S)	5	79	15.8	28	0
2020	Malcolm Butler (CB)	4	111	27.8	68	0
	Amani Hooker (S)	4	11	2.8	6	0
2021	Kevin Byard (S)	5	66	13.2	24t	1
2022	Kevin Byard (S)	4	57	14.3	28	0

INTERCEPTIONS

Year	Player	No	Yds	Avg	Lg	TD
1960	Mark Johnston (CB)	4	42	10.5	33	0
	Dennit Morris (LB)	4	32	8.0	26	0
	Julian Spence (S)	4	5	1.3	5	0
1961	Jim Norton (S)	9	150	16.7	36	0
1962	Jim Norton (S)	8	75	9.4	36	0
1963	Fred Glick (S)	12	180	15.0	40	1
1964	Pete Jaquess (CB)	8	141	17.6	98t	1
1965	W.K. Hicks (CB)	9	156	17.3	31	0
1966	Jim Norton (S)	4	125	31.3	56	0
	Fred Glick (S)	4	47	11.8	41	0
1967	Miller Farr (CB)	10	264	26.4	67	3
1968	Ken Houston (S)	5	160	32.0	66t	2
1969	Miller Farr (CB)	6	48	8.0	35	0
1970	Zeke Moore (CB)	6	85	14.2	32	0
1971	Ken Houston (S)	9	220	24.4	48t	4
1972	Bob Atkins (S)	2	37	18.5	34	0
	John Charles (S)	2	6	3.0	6	0
1973	Guy Roberts (LB)	4	55	13.8	27	0
	Jeff Severson (S)	4	24	6.0	19	0
1974	Bob Atkins (S)	6	85	14.2	36	0
1975	Zeke Moore (CB)	5	137	27.4	74	0
1976	C.L. Whittington (S)	5	103	20.6	50	0
1977	Mike Reinfeldt (S)	5	78	15.6	30	0
1978	Willie Alexander (CB)	5	51	10.2	29	0
1979	Mike Reinfeldt (S)	12	205	17.1	39	0
1980	Jack Tatum (S)	7	100	14.3	35	0
1981	Greg Stemrick (CB)	3	94	31.3	38	0
	Carter Hartwig (DB)	3	78	26.0	36	0
1982	Robert Brazile (LB)	1	31	31.0	31	0
	Gregg Bingham (LB)	1	8	8.0	8	0
	Vernon Perry (S)	1	8	8.0	8	0
1983	Willie Tullis (DB)	5	65	13.0	44	0
1984	Willie Tullis (DB)	4	48	12.0	22	0
1985	Steve Brown (CB)	5	41	8.2	22	0
1986	Allen Lyday (S)	3	24	8.0	24	0
	Patrick Allen (CB)	3	20	6.7	18	0
1987	Keith Bostic (S)	6	-14	-2.3	7	0
1988	Jeff Donaldson (S)	4	29	7.3	23	0
1989	Steve Brown (CB)	5	54	10.8	41	0
1990	Richard Johnson (CB)	8	100	12.5	35	1
1991	Cris Dishman (CB)	6	61	10.2	43	0
1992	Jerry Gray (CB)	6	24	4.0	22	0
1993	Marcus Robertson (S)	7	137	19.6	69	0
1994	Darryll Lewis (CB)	5	57	11.4	20	0
1995	Darryll Lewis (CB)	6	145	24.2	98t	1
1996	Darryll Lewis (CB)	5	103	20.6	53	1
1997	Darryll Lewis (CB)	5	115	23.0	47t	1
	Marcus Robertson (S)	5	127	25.4	48	0
1998	Darryll Lewis (CB)	4	40	10.0	33	0
1999	Samari Rolle (CB)	4	65	16.3	30	0
2000	Samari Rolle (CB)	7	140	20.0	81t	1
2001	Andre Dyson (CB)	3	36	12.0	36	0
	Samari Rolle (CB)	3	3	1.0	3	0

SACKS

Year	Player	Total
1960	Don Floyd (DE)	4
1961	Doug Cline (LB)	6
1962	Ed Husmann (DT)	10
1963	Ed Husmann (DT)	5
	Gary Cutsinger (DE)	5
1964	Ed Husmann (DT)	4
	Don Floyd (DE)	4
1965	Gary Cutsinger (DE)	7
1966	Gary Cutsinger (DE)	5
1967	George Rice (DT)	6
1968	Pat Holmes (DE)	6
1969	Elvin Bethea (DE)	14
1970	Elvin Bethea (DE)	9.5
1971	Elvin Bethea (DE)	13
1972	Mike Tilleman (DT)	12
1973	Elvin Bethea (DE)	17
1974	Ted Washington (LB)	11
1975	Curly Culp (DT)	11.5
1976	Elvin Bethea (DE)	14.5
1977	James Young (DE)	7.5
1978	Elvin Bethea (DE)	8
1979	Jesse Baker (DE)	15.5
1980	Mike Stensrud (DE)	7
1981	Jesse Baker (DE)	10
1982	Jesse Baker (DE)	7.5
1983	Jesse Baker (DE)	5.5
1984	Jesse Baker (DE)	11
1985	Jesse Baker (DE)	5.5
1986	Ray Childress (DE)	5
1987	Ray Childress (DE)	6
1988	Ray Childress (DE)	8.5
	William Fuller (DE)	8.5
1989	Ray Childress (DE)	8.5
1990	Sean Jones (DE)	12.5
1991	William Fuller (DE)	15
1992	Ray Childress (DE)	13
1993	Sean Jones (DE)	13
1994	Lamar Lathon (DE)	8.5
1995	Anthony Cook (DE)	4.5
	Henry Ford (DE)	4.5
1996	Anthony Cook (DE)	7.5

YEAR-BY-YEAR LEADERS

Year	Player	Total	Year	Player	Solo	Assist	Total
1997	Kenny Holmes (DE)	7	1986	John Grimsley (LB)	112	87	199
	Gary Walker (DT)	7	1987	Al Smith (LB)	46	56	102
1998	Lonnie Marts (LB)	4	1988	John Grimsley (LB)	70	45	115
1999	Jevon Kearse (DE)	14.5	1989	John Grimsley (LB)	73	30	103
2000	Jevon Kearse (DE)	11.5	1990	Al Smith (LB)	78	26	104
2001	Jevon Kearse (DE)	10.0	1991	Al Smith (LB)	101	45	146
2002	Kevin Carter (DE)	10.0	1992	Al Smith (LB)	70	52	122
2003	Jevon Kearse (DE)	9.5	1993	Al Smith (LB)	67	28	95
2004	Kevin Carter (DE)	6.0	1994	Al Smith (LB)	97	45	142
2005	Kyle Vanden Bosch (DE)	12.5	1995	Blaine Bishop (S)	75	22	97
2006	Kyle Vanden Bosch (DE)	6.5	1996	Blaine Bishop (S)	73	36	100
2007	Kyle Vanden Bosch (DE)	12	1997	Barron Wortham (LB)	61	36	97
2008	Albert Haynesworth (DT)	8.5	1998	Joe Bowden (LB)	88	57	145
2009	Jacob Ford (DE)	5.5	1999	Blaine Bishop (S)	83	30	113
2010	Jason Babin (DE)	12.5		Eddie Robinson (LB)	64	49	113
2011	Karl Klug (DT)	7.0	2000	Randall Godfrey (LB)	97	72	169
2012	Derrick Morgan (DE)	6.5	2001	Randall Godfrey (LB)	79	32	111
2013	Jurrell Casey (DT)	10.5	2002	Keith Bulluck (LB)	116	64	180
2014	Derrick Morgan (OLB)	6.5	2003	Keith Bulluck (LB)	110	61	171
2015	Jurrell Casey (DT)	7.0	2004	Keith Bulluck (LB)	108	63	171
	Brian Orakpo (OLB)	7.0	2005	Keith Bulluck (LB)	106	44	150
2016	Brian Orakpo (OLB)	10.5	2006	Keith Bulluck (LB)	107	54	161
2017	Derrick Morgan (OLB)	7.5	2007	David Thornton (LB)	97	43	140
2018	Jurrell Casey (DT)	7.0	2008	Keith Bulluck (LB)	83	37	120
2019	Harold Landry III (OLB)	9.0	2009	Stephen Tulloch (LB)	95	37	132
2020	Harold Landry III (OLB)	5.5	2010	Stephen Tulloch (LB)	121	48	169
2021	Harold Landry III (OLB)	12.0	2011	Jordan Babineaux (S)	81	36	117
2022	Denico Autry (OLB)	8.0	2012	Akeem Ayers (LB)	79	31	110
			2013	Bernard Pollard (S)	93	49	142
			2014	Wesley Woodyard (LB)	66	68	134
			2015	Avery Williamson (LB)	79	58	137
			2016	Avery Williamson (LB)	76	73	149
			2017	Wesley Woodyard (LB)	104	68	172
			2018	Wesley Woodyard (LB)	85	39	124
			2019	Rashaan Evans (LB)	84	55	139
			2020	Kevin Byard (S)	79	32	111
			2021	Kevin Byard (S)	58	30	88
			2022	Kevin Byard (S)	69	37	106

TACKLES (SINCE 1974)				
Year	Player	Solo	Assist	Total
1974	Gregg Bingham (LB)	128	78	206
1975	Gregg Bingham (LB)	110	75	185
1976	Gregg Bingham (LB)	100	91	191
1977	Gregg Bingham (LB)	95	95	190
1978	Gregg Bingham (LB)	109	114	223
1979	Gregg Bingham (LB)	100	103	203
1980	Gregg Bingham (LB)	112	100	212
1981	Gregg Bingham (LB)	112	60	172
1982	Daryl Hunt (LB)	61	24	85
1983	Gregg Bingham (LB)	87	48	135
1984	Robert Abraham (LB)	106	92	198
1985	Avon Riley (LB)	80	67	147

INDIVIDUAL RECORDS: SERVICE

Number of Games Played in Regular Season

1960–1977: 14 games
 1978–1981, 1983–1986, 1988–2020: 16 games
 1982: 9 games
 1987: 15 games
 2021–present: 17 games

Most Seasons

19 Bruce Matthews, 1983-2001
 16 Elvin Bethea, 1968-83
 13 Brad Hopkins, 1993-2005
 13 Brett Kern, 2009-21
 12 Gregg Bingham, 1973-84
 12 Mike Munchak, 1982-93
 12 Craig Hentrich, 1998-09

Most Seasons, Active

8 **Kevin Byard**, 2016-23
 8 **Derrick Henry**, 2016-23

Most Games Played

296 Bruce Matthews, 1983-2001
 210 Elvin Bethea, 1968-83
 197 Brett Kern, 2009-21
 194 Brad Hopkins, 1993-2005
 177 Craig Hentrich, 1998-2009
 173 Gregg Bingham, 1973-84
 160 Ray Childress, 1985-95

159 Mike Munchak, 1982-93
 157 Keith Bulluck, 2000-09
 152 Benji Olson, 1998-2007
 151 Al Del Greco, 1991-2000
 148 Michael Roos, 2005-14
 147 Robert Brazile, 1975-84
 146 Ted Thompson, 1975-84
 145 Zeke Moore, 1967-77
 144 Rob Bironas, 2005-13
 144 Ken Burrough, 1971-81
 141 Michael Griffin, 2007-15
 141 Warren Moon, 1984-93

Most Games Played, Active

115 **Kevin Byard**, 2016-23
 103 **Derrick Henry**, 2016-23
 65 **Harold Landry III**, 2018-23

Most Consecutive Games Played

232 Bruce Matthews, 1987-2001
 177 Brett Kern, 2009-21
 147 Robert Brazile, 1975-84
 146 Craig Hentrich, 1998-2007
 144 Rob Bironas, 2005-13
 135 Beau Brinkley, 2012-20
 135 Elvin Bethea, 1968-77
 135 Keith Bulluck, 2000-09
 134 Gregg Bingham, 1973-81

128 Eddie George, 1996-2003

Most Consecutive Games Played, Active

115 **Kevin Byard**, 2016-23
 35 **Morgan Cox**, 2021-23
 30 **Nick Westbrook-Ikhine**, 2021-23

Most Consecutive Games Started

229 Bruce Matthews, 1987-2001
 147 Robert Brazile, 1975-84
 135 Elvin Bethea, 1968-77
 134 Gregg Bingham, 1973-81
 128 Eddie George, 1996-2003
 127 Keith Bulluck, 2001-09

Most Consecutive Games Started, Active

106 **Kevin Byard**, 2016-23
 18 **Aaron Brewer**, 2022-23
 4 **Teair Tart**, 2022-23

INDIVIDUAL RECORDS: SCORING

Most Seasons Leading Team

9 Rob Bironas, 2005-13
 9 Al Del Greco, 1992-2000
 7 George Blanda, 1960-66
 5 Ryan Succop, 2014-18
 5 Tony Zendejas, 1985-90

Most Consecutive Seasons Leading Team

9 Rob Bironas, 2005-13
 9 Al Del Greco, 1992-2000
 7 George Blanda, 1960-66
 5 Ryan Succop, 2014-18
 5 Tony Zendejas, 1985-89

POINTS

Career

1,060 Al Del Greco, 1991-2000 (322 PAT, 246 FG)
 1,032 Rob Bironas, 2005-13 (315 PAT, 239 FG)
 598 George Blanda, 1960-66 (4 TD, 301 PAT, 91 FG)
 548 Tony Zendejas, 1985-90 (197 PAT, 117 FG)
 529 Ryan Succop, 2014-19 (178 PAT, 117 FG)
 490 **Derrick Henry**, 2016-2023 (81 TD, 2 two-point)
 450 Eddie George, 1996-2003 (74 TD, 3 two-point)
 438 Earl Campbell, 1978-84 (73 TD)

Season

136 Ryan Succop, 2017 (31 PAT, 35 FG)
 136 Al Del Greco, 1998 (28 PAT, 36 FG)
 133 Rob Bironas, 2007 (28 PAT, 35 FG)

131 Al Del Greco, 1996 (35 PAT, 32 FG)
 127 Rob Bironas, 2008 (40 PAT, 29 FG)
 126 Al Del Greco, 1993 (39 PAT, 29 FG)
 123 Gary Anderson, 2003 (42 PAT, 27 FG)

Most Seasons, 100 or More Points

8 Al Del Greco, 1992-93, 1995-2000
 7 Rob Bironas, 2007-13
 3 Ryan Succop, 2016-18
 2 George Blanda, 1960-61
 2 Tony Zendejas, 1988-89
 2 **Derrick Henry**, 2019-20

Season, Rookie

92 Tony Zendejas, 1985 (29 PAT, 21 FG)
 86 Roy Gerela, 1969 (29 PAT, 19 FG)
 72 Bill Groman, 1960 (12 TD)

Game

30 Billy Cannon, @ N.Y. Titans, 12/10/61 (5 TD)
 26 Rob Bironas, @ Hou., 10/21/07 (8 FG, 2 PAT)
 26 George Blanda, vs. L.A. Chargers, 9/18/60 (3 TD, 5 PAT, 1 FG)

Game, Opponent

24 Art Powell, @ Oakland, 12/22/63
 24 Corey Dillon, @ Cincinnati, 12/4/97
 19 Robbie Gould, @ San Francisco, 12/17/17
 19 Cody Parkey, @ Philadelphia, 11/23/14
 19 Horst Muhlmann, vs. Cincinnati, 12/17/72

Most Consecutive Games Scoring

67 Al Del Greco, 1994-00
 46 Rob Bironas, 2006-08

TOUCHDOWNS

Career

81 **Derrick Henry**, 2016-23
 74 Eddie George, 1996-2003
 73 Earl Campbell, 1978-84
 58 Chris Johnson, 2008-13
 51 Charlie Hennigan, 1960-66
 48 Kenny Burrough, 1971-81
 Ernest Givins, 1986-94

Season

19 Earl Campbell, 1979
 18 **Derrick Henry**, 2019
 18 Bill Groman, 1961

Game

5 Billy Cannon, @ N.Y. Titans, 12/10/61

Game, Opponent

4 Art Powell, @ Oakland, 12/22/63
 4 Bob Hayes, @ Dallas, 12/20/70
 4 Corey Dillon, @ Cincinnati, 12/4/97
 3 21 times, last by Antonio Brown, @ Pittsburgh, 11/16/17

Most Consecutive Team Games Scoring TD

8 Bill Groman, 1961
 6 DeMarco Murray, 2016
 5 **Derrick Henry**, 2020
 5 **Derrick Henry**, 2019

INDIVIDUAL RECORDS: SCORING

5	Hoyle Granger, 1967
5	Ken Burrough, 1977
5	Earl Campbell, 1979
5	Earl Campbell, 1983
5	Chris Sanders, 1995
5	Eddie George, 1998-99
5	Kenny Britt, 2010

POINTS AFTER TOUCHDOWNS

Career

322	Al Del Greco, 1991-2000
315	Rob Bironas, 2005-13
301	George Blanda, 1960-66
197	Tony Zendejas, 1985-90
178	Ryan Succop, 2014-19
149	Toni Fritsch, 1977-81

Season

64	George Blanda, 1961
48	George Blanda, 1962
	Tony Zendejas, 1988

Game

8	George Blanda, vs. N.Y. Titans, 10/14/62
7	George Blanda, @ Denver, 11/5/61
7	George Blanda, vs. N.Y. Titans, 11/19/61
7	George Blanda, @ Oakland, 12/22/63
7	Teddy Garcia, vs. Cleveland, 12/9/90

Most Made, Opponent, Game

8	Stephen Gostkowski, @ New England, 10/18/09
7	Mason Crosby, @ Green Bay, 12/23/12
7	Cotton Davidson, @ Oakland, 12/22/63
7	Horst Muhlmann, vs. Cincinnati, 12/17/72
7	Jim Breech, @ Cincinnati, 12/17/89
7	Sebastian Janikowski, @ Oakland, 9/29/02
7	Lawrence Tynes, vs. Kansas City, 12/13/04

Most Consecutive PATs

285	Rob Bironas, 2006-13
229	Al Del Greco, 1993-2000
79	Gary Anderson, 2003-04
76	Al Del Greco, 1991-93
75	Skip Butler, 1972-76

Most Two-Point Conversions, Career

3	Eddie George, 1996-2003
3	Haywood Jeffires, 1987-95
3	Steve McNair, 1995-2005
3	Ryan Tannehill , 2019-2022

Most Two-Point Conversions, Season

3	Haywood Jeffires, 1994
---	------------------------

Most Two-Point Conversions, Game

1	37 times, last by Chig Okonkwo vs. Jacksonville, 12/11/22 (pass)
---	---

Most Two-Point Conversions, Opponent, Game

2	Charles Johnson @ Pittsburgh, 11/1/98 (pass, pass)
---	--

FIELD GOALS

Most Attempted, Career

295	Al Del Greco, 1991-2000
279	Rob Bironas, 2005-13
187	George Blanda, 1960-66
163	Tony Zendejas, 1985-90
140	Ryan Succop, 2014-19
122	Skip Butler, 1972-77

Most Attempted, Season

42	Ryan Succop, 2017
40	Roy Gerela, 1969
39	Al Del Greco, 1998
39	Rob Bironas, 2007
38	Al Del Greco, 1996
37	Tony Zendejas, 1989
35	Al Del Greco, 1997

Most Attempted, Game

8	Rob Bironas, @ Houston, 10/21/07
6	George Blanda, vs. N.Y. Titans, 10/9/60
6	George Blanda, vs. Denver, 9/14/63
6	Skip Butler, @ Cleveland, 10/12/75
6	Al Del Greco, vs. Atlanta, 12/5/93
6	Stephen Gostkowski, @ Minnesota, 9/27/20

Most Attempted, Opponent, Game

7	Tom Dempsey, Philadelphia, 11/12/72
6	Roy Gerela, Pittsburgh, 12/9/73
6	Jim Breech, @ Cincinnati, 11/1/87
6	John Carney, @ San Diego, 9/19/93
6	Sebastian Janikowski, @ Oakland, 11/24/13
6	Robbie Gould, @ San Francisco, 12/17/17
6	Cody Parkey, @ Philadelphia, 11/23/14
6	Blair Walsh, Minnesota, 9/11/16

Most Made, Career

246	Al Del Greco, 1991-2000
239	Rob Bironas, 2005-13
117	Ryan Succop, 2014-19
117	Tony Zendejas, 1985-90
91	George Blanda, 1960-66
81	Toni Fritsch, 1977-81

Most Made, Season

36	Al Del Greco, 1998
35	Ryan Succop, 2017
35	Rob Bironas, 2007
32	Al Del Greco, 1996
29	Al Del Greco, 1993
29	Rob Bironas, 2008
29	Rob Bironas, 2011

Most Made, Game

* 8	Rob Bironas, @ Houston, 10/21/07
6	Stephen Gostkowski, @ Minnesota, 9/27/20
5	Nick Folk, @ New Orleans, 9/10/23

5	Ryan Succop, vs. Indianapolis, 10/16/17
---	---

5	Al Del Greco, @ Philadelphia, 12/3/2000
---	---

5	Roy Gerela, vs. Miami, 9/28/69
---	--------------------------------

* Denotes NFL Record

Most Made, Opponent, Game

6	Robbie Gould, @ San Francisco, 12/17/17
6	Tom Dempsey, vs. Philadelphia, 11/12/72
6	John Carney, @ San Diego, 9/19/93
5	9 times, last by Nick Folk, @ New England, 11/28/21

Most Consecutive Field Goals Made

20	Al Del Greco, 1998-99
20	Rob Bironas, 2007-08
20	Rob Bironas, 2010
20	Rob Bironas, 2011-12
19	Ryan Succop, 2016-17
19	Rob Bironas, 2007
18	Al Del Greco, 1995-96
16	Ryan Succop, 2017
15	Ryan Succop, 2014-15
14	Al Del Greco, 1999-2000
14	Rob Bironas, 2011

Most Consecutive Games With Field Goal Made

20	Rob Bironas, 2009-10
19	Rob Bironas, 2006-07
13	Rob Bironas, 2011-12
12	Al Del Greco, 1998
12	Gary Anderson, 2003
12	Rob Bironas, 2008
10	George Blanda, 1964-65
10	George Blanda, 1966
10	Ryan Succop, 2016-17

Longest Field Goal

60	Rob Bironas, vs. Indianapolis, 12/3/06
56	Al Del Greco, vs. San Francisco, 10/27/96
56	Rob Bironas, @ Denver, 11/19/07
55	Stephen Gostkowski, @ Minnesota, 9/27/20
55	Rob Bironas, vs. Denver, 10/3/10
55	Rob Bironas, vs. Houston, 12/29/13
55	George Blanda, vs. San Diego, 12/3/61
54	Stephen Gostkowski, @ Minnesota, 9/27/20
54	George Blanda, @ Oakland, 11/11/62
54	Skip Butler, @ Buffalo, 9/19/76
54	Al Del Greco, vs. Kansas City, 9/20/92
54	Ryan Succop, @ Buffalo, 10/7/18

Longest Field Goal, Opponent

64	Matt Prater, @ Denver, 12/8/13
56	Jason Myers, @ Jacksonville, 12/24/16
56	Jason Elam, Denver, 11/26/95
55	Chris Bahr, @ Cincinnati, 9/23/79
55	Matt Stover, Cleveland, 11/17/91
54	(six times, last by Jason Myers, N.Y. Jets, 12/2/18)

INDIVIDUAL RECORDS: SCORING

Highest Field Goal Percentage, Career (100 made)

85.7	Rob Bironas, 2005-13, (239 of 279)
83.6	Ryan Succop, 2014-19 (117 of 140)
83.4	Al Del Greco, 1991-2000, (246 of 295)

Season

92.3	Al Del Greco, 1998 (36 of 39)
92.3	Rob Bironas, 2010 (24 of 26)
91.7	Ryan Succop, 2016 (22 of 24)
90.6	Rob Bironas, 2011 (29 of 32)
89.7	Rob Bironas, 2007 (35 of 39)
87.9	Rob Bironas, 2008 (29 of 33)

87.5	Ryan Succop, 2015 (14 of 16)
87.1	Gary Anderson, 2003 (27 of 31)
87.1	Al Del Greco, 1995 (27 of 31)
86.7	Ryan Succop, 2018 (26 of 30)

SAFETIES

Most Safeties, Career

2	Elvin Bethea (1968-83)
2	James Young (1977-79)

Most Safeties, Game

1	41 times, last by Cameron Wake at Cleveland (9/8/19), sack in end zone
---	--

INDIVIDUAL RECORDS: RUSHING

Most Seasons Leading Team

8	Eddie George, 1996-2003
6	Derrick Henry , 2017-22
6	Earl Campbell, 1978-84
6	Chris Johnson, 2008-13
4	Mike Rozier, 1985-90

Most Consecutive Seasons Leading Team

8	Eddie George, 1996-2003
6	Derrick Henry , 2017-22
6	Earl Campbell, 1978-83
6	Chris Johnson, 2008-13
4	Mike Rozier, 1985-88

ATTEMPTS

Career

2,733	Eddie George, 1996-2003
1,979	Earl Campbell, 1978-84
1,765	Derrick Henry , 2016-23
1,742	Chris Johnson, 2008-13
1,000	Lorenzo White, 1988-94
910	Mike Rozier, 1985-90
907	Charles Tolar, 1960-66
773	Hoyle Granger, 1966-70, 72

Season

403	Eddie George, 2000
378	Derrick Henry , 2020
373	Earl Campbell, 1980
368	Earl Campbell, 1979
361	Earl Campbell, 1981

Game

39	Earl Campbell, vs. Seattle, 10/11/81
38	Earl Campbell, @ Kansas City, 10/12/80
37	Earl Campbell, vs. Cincinnati, 10/4/81

Game, Opponent

39	Corey Dillon, @ Cincinnati, 12/4/97
34	Rodney Hampton, N.Y. Giants, 11/21/94
33	Le'Veon Bell, Pittsburgh, 11/17/14
32	Greg Pruitt, Cleveland, 12/3/81
32	Tony Collins, @ New England, 11/28/82
32	Melvin Gordon, @ San Diego, 11/6/16

YARDS GAINED

Career

10,009	Eddie George, 1996-2003
8,574	Earl Campbell, 1978-84
8,398	Derrick Henry , 2016-23
7,965	Chris Johnson, 2008-13
4,079	Lorenzo White, 1988-94
3,514	Hoyle Granger, 1966-70, 72
3,439	Steve McNair, 1995-05
3,426	Mike Rozier, 1985-90

Season

2,027	Derrick Henry , 2020
2,006	Chris Johnson, 2009
1,934	Earl Campbell, 1980
1,697	Earl Campbell, 1979
1,540	Derrick Henry , 2019
1,538	Derrick Henry , 2022
1,509	Eddie George, 2000
1,450	Earl Campbell, 1978

Season, Rookie

1,450	Earl Campbell, 1978
1,368	Eddie George, 1996
1,228	Chris Johnson, 2008
947	Rodney Thomas, 1995
756	Sid Blanks, 1964
652	Rob Carpenter, 1977

Game

250	Derrick Henry @ Houston, 1/3/21
238	Derrick Henry vs. Jacksonville, 12/6/18
228	Chris Johnson vs. Jacksonville, 11/1/09
219	Derrick Henry @ Houston, 10/30/22
216	Billy Cannon, @ N.Y. Titans, 12/10/61
216	Eddie George, vs. Oakland, 8/31/97
215	Derrick Henry , at Jacksonville, 12/13/20
212	Derrick Henry , vs. Houston, 10/18/20
211	Derrick Henry , @ Houston, 12/29/19
206	Earl Campbell, @ Chicago, 11/16/80

Game, Opponent

246	Corey Dillon, @ Cincinnati, 12/4/97
-----	-------------------------------------

215	Eric Dickerson, @ L.A. Rams, 12/9/84
204	Le'Veon Bell, Pittsburgh, 11/17/14
201	James Brooks, @ Cincinnati, 12/23/90

Longest Run

99	Derrick Henry vs. Jacksonville, 12/6/18 (TD)
94	Derrick Henry vs. Houston, 10/18/20 (TD)
94	Chris Johnson vs. N.Y. Jets, 12/17/12 (TD)
91	Chris Johnson vs. Houston, 9/20/09 (TD)
91	Sid Blanks vs. N.Y. Jets, 12/13/64 (TD)
89	Chris Johnson vs. Jacksonville, 11/1/09 (TD)
87	Marcus Mariota vs. Jacksonville, 12/6/15 (TD)
85	Chris Johnson vs. Arizona, 11/29/09 (TD)
83	Chris Johnson @ Buffalo, 10/21/12 (TD)
81	Earl Campbell vs. Miami, 11/20/78 (TD)

Longest Run, Opponent

97	Lamar Miller, @ Houston, 11/26/18 (TD)
91	Wilbert Montgomery, @ Philadelphia, 12/19/82 (TD)
80	Donald Brown, @ Indianapolis, 12/18/11 (TD)
80	Corey Dillon at Cincinnati, 10/8/2000 (TD)
80	Wray Carlton, vs. Buffalo, 12/5/65 (TD)
79	Bill Mathis, @ N.Y. Jets, 11/21/65

Most Seasons, 1,000 or More Yards

7	Eddie George, 1996-2000, 2002-03
6	Chris Johnson, 2008-13
5	Earl Campbell, 1978-81, 1983
4	Derrick Henry , 2018-20, 2022
1	Nine players, last by DeMarco Murray in 2016

Most Consecutive Seasons, 1,000 or More Yards

6	Chris Johnson, 2008-13
5	Eddie George, 1996-2000

INDIVIDUAL RECORDS: RUSHING

4	Earl Campbell, 1978-81
3	Derrick Henry , 2018-20
2	Eddie George, 2002-03

Most Games, 200 or More Yards, Season

4	Earl Campbell, 1980
3	Derrick Henry , 2020

Most Games, 100 or More Yards, Career

39	Earl Campbell, 1978-84
36	Eddie George, 1996-03
35	Chris Johnson, 2008-13
34	Derrick Henry , 2016-23
11	Hoyle Granger, 1966-70, 1972
8	Mike Rozier, 1985-90

Most Games, 100 or More Yards, Season

12	Chris Johnson, 2009
11	Earl Campbell, 1979
10	Earl Campbell, 1980
10	Derrick Henry , 2020
9	Derrick Henry , 2022
8	Chris Johnson, 2010
8	Eddie George, 1997
7	Hoyle Granger, 1967
7	Earl Campbell, 1978, 1983

Most Consecutive Games, 100 or More Yards

12	Chris Johnson, 2009-10
7	Earl Campbell, 1979
6	Earl Campbell, 1980
5	Eddie George, 1998
5	Derrick Henry , 2022
5	Derrick Henry , 2021

AVERAGE GAIN

Career (Minimum 750 attempts)

4.76	Derrick Henry (2016-23)
4.57	Chris Johnson (2008-13)
4.56	Hoyle Granger (1966-70, 1972)
4.33	Earl Campbell (1978-84)
4.08	Lorenzo White (1988-94)

Season

5.60	Chris Johnson, 2009
5.36	Derrick Henry , 2020
5.21	Sid Blanks, 1964
5.18	Earl Campbell, 1980
5.14	Gary Brown, 1993
5.08	Derrick Henry , 2019
5.05	Hoyle Granger, 1967

TOUCHDOWNS

Career

78	Derrick Henry , 2016-23
73	Earl Campbell, 1978-84
64	Eddie George, 1996-2003
50	Chris Johnson, 2008-13
36	Steve McNair, 1995-2005
29	Lorenzo White, 1988-94
27	Mike Rozier, 1985-90

Season

19	Earl Campbell, 1979
17	Derrick Henry , 2020
16	Derrick Henry , 2019
15	LenDale White, 2008
14	Eddie George, 2000
14	Chris Johnson, 2009

Season, Rookie

13	Earl Campbell, 1978
----	---------------------

Game

4	Derrick Henry , vs. Jacksonville, 12/6/18
4	Earl Campbell, vs. Miami, 11/20/78
4	Lorenzo White, vs. Cleveland, 12/9/90

Game, Opponent

4	Corey Dillon, @ Cincinnati, 12/4/97
3	12 times, last by Marshall Faulk, @ Ind., 9/4/94

Most Consecutive Games, Rushing

Touchdown

6	Earl Campbell, 9/4/83–10/16/83
5	Derrick Henry , 9/27/20–11/1/20
5	Derrick Henry , 11/3/19–12/8/19
5	Earl Campbell, 9/16/79–10/14/79
5	DeMarco Murray, 10/16/16–11/13/16
4	(Nine times, last by Derrick Henry , 9/19/22-10/9/22)

INDIVIDUAL RECORDS: PASSING

Most Seasons Leading Team

10	Warren Moon, 1984-93
9	Dan Pastorini, 1971-79
8	Steve McNair, 1997-2003, 2005

Most Consecutive Seasons Leading Team

10	Warren Moon, 1984-93
9	Dan Pastorini, 1971-79
7	George Blanda, 1960-66
7	Steve McNair, 1997-2003

ATTEMPTS

Career

4,546	Warren Moon, 1984-93
3,871	Steve McNair, 1995-2005
2,784	George Blanda, 1960-66
2,767	Dan Pastorini, 1971-79
1,765	Marcus Mariota, 2015-19
1,657	Ryan Tannehill , 2019-23
1,190	Vince Young, 2006-10
1,081	Kerry Collins, 2006-10
824	Pete Beathard, 1967-69
739	Ken Stabler, 1980-81

Season

655	Warren Moon, 1991
584	Warren Moon, 1990
531	Ryan Tannehill , 2021
520	Warren Moon, 1993
518	Matt Hasselbeck, 2011
505	George Blanda, 1964
492	Steve McNair, 1998
492	Steve McNair, 2002

Game

68	George Blanda, @ Buffalo, 11/1/64
60	George Blanda, vs. Oakland, 11/7/65
60	Billy Volek, @ Oakland, 12/19/04

Game, Opponent

68	Patrick Mahomes, @ Kansas City, 11/6/22
61	Colt McCoy, @ Cleveland, 10/2/11
59	Peyton Manning, @ Denver, 12/8/13
54	Matt Barkley, @ Chicago, 11/27/16
54	Blake Bortles, Jacksonville, 10/27/16
54	Matt Schaub, Houston, 12/19/10
54	Eric Zeier, @ Cleveland, 11/5/95

COMPLETIONS

Career

2,632	Warren Moon, 1984-93
2,305	Steve McNair, 1995-2005
1,426	Dan Pastorini, 1971-79
1,347	George Blanda, 1960-66
1,110	Marcus Mariota, 2015-19
1,101	Ryan Tannehill , 2019-23
689	Vince Young, 2006-10
613	Kerry Collins, 2006-10
458	Ken Stabler, 1980-81

Season

404	Warren Moon, 1991
362	Warren Moon, 1990
357	Ryan Tannehill , 2021
319	Matt Hasselbeck, 2011
315	Ryan Tannehill , 2020
303	Warren Moon, 1993
301	Steve McNair, 2002
293	Ken Stabler, 1980

Game

41	Warren Moon, vs. Dallas, 11/10/91
40	Billy Volek, @ Oakland, 12/19/04

INDIVIDUAL RECORDS: PASSING

39	Billy Volek, @ San Diego, 10/3/04
37	George Blanda, @ Buffalo, 11/1/64
36	Ryan Fitzpatrick, vs. Arizona, 12/15/13
36	Warren Moon, vs. Seattle, 11/7/93

Game, Opponent

43	Patrick Mahomes, @ Kansas City, 11/6/22
40	Colt McCoy, @ Cleveland, 10/2/11
39	Peyton Manning, @ Denver, 12/8/13
37	Peyton Manning, @ Indianapolis, 11/3/02
36	Tim Couch, Cleveland, 9/22/02
36	Peyton Manning, Indianapolis, 10/11/09
36	Drew Brees, New Orleans, 12/11/11
36	Patrick Mahomes, Kansas City, 11/10/19
36	Nick Foles, Chicago, 11/8/20

Consecutive Completions in a Game (Since 1997)

19	Marcus Mariota, @ Houston, 11/26/18
15	Marcus Mariota, vs. Philadelphia, 9/30/18

Consecutive Completions to Begin a Game (Since 1997)

19	Marcus Mariota, @ Houston, 11/26/18
10	Marcus Mariota, vs. Green Bay, 11/13/16
10	Steve McNair, @ New England, 9/20/98

COMPLETION PERCENTAGE

Career (Minimum 1,500 attempts)

66.4	Ryan Tannehill , 2019-23 (1,101 of 1,657)
62.9	Marcus Mariota, 2015-19 (1,110 of 1,765)
59.5	Steve McNair, 1995-2005 (2,305 of 3,871)
57.9	Warren Moon, 1984-93 (2,632 of 4,546)
51.5	Dan Pastorini, 1971-79 (1,426 of 2,767)
48.4	George Blanda, 1960-66 (1,347 of 2,784)

Season

70.3	Ryan Tannehill , 2019 (201 of 286)
68.9	Marcus Mariota, 2018 (228 of 331)
67.2	Ryan Tannehill , 2021 (357 of 531)
65.6	Cody Carlson, 1992 (149 of 227)
65.5	Ryan Tannehill , 2020 (315 of 481)
65.2	Ryan Tannehill , 2022 (212 of 325)
64.7	Warren Moon, 1992 (224 of 346)
64.5	Ken Stabler, 1980 (293 of 454)
63.2	Chris Chandler, 1995 (225 of 356)
62.6	Steve McNair, 2000 (248 of 396)

Game (Min. 20 attempts)

95.7	Marcus Mariota, @ Houston, 11/26/18 (22 of 23)
------	--

88.5	Chris Chandler, @ Cincinnati, 9/24/95 (23 of 26)
85.7	Ken Stabler, vs. Baltimore, 9/21/80 (18 of 21)
82.6	Steve McNair, vs. Indianapolis, 12/8/02 (19 of 23)
82.6	Warren Moon, vs. Miami, 10/1/89 (19 of 23)
82.1	Ken Stabler, @ Cleveland, 9/15/80 (23 of 28)
81.8	Marcus Mariota, vs. Jacksonville, 10/27/16 (18 of 22)
81.5	Ryan Tannehill , @ Green Bay, 10/17/22 (22 of 27)
81.0	Ryan Tannehill , @ Indianapolis, 10/2/22 (17 of 21)
80.0	Chris Chandler, @ Cleveland, 11/5/95 (16 of 20)

YARDS GAINED

Career

33,685	Warren Moon, 1984-93
27,141	Steve McNair, 1995-2005
19,149	George Blanda, 1960-66
16,846	Dan Pastorini, 1971-79
13,207	Marcus Mariota, 2015-19
13,029	Ryan Tannehill , 2019-23
8,098	Vince Young, 2006-10
6,804	Kerry Collins, 2006-10
5,190	Ken Stabler, 1980-81
5,128	Pete Beathard, 1967-69

Season

4,690	Warren Moon, 1991
4,689	Warren Moon, 1990
3,819	Ryan Tannehill , 2020
3,734	Ryan Tannehill , 2021
3,631	Warren Moon, 1989
3,571	Matt Hasselbeck, 2011
3,489	Warren Moon, 1986
3,485	Warren Moon, 1993

Game

527	Warren Moon, @ Kansas City, 12/16/90
492	Billy Volek, @ Oakland, 12/19/04
464	George Blanda, @ Buffalo, 10/29/61
457	Jacky Lee, @ Boston, 10/13/61
432	Warren Moon, vs. Dallas, 11/10/91

Game, Opponent

446	Patrick Mahomes, @ Kansas City, 11/6/22
446	Patrick Mahomes, Kansas City, 11/10/19
425	Peyton Manning, @ Indianapolis, 12/5/04
407	Tom Flores, @ Oakland, 12/22/63
406	Tony Romo, @ Dallas, 10/10/10
397	Peyton Manning, @ Denver, 12/8/13
397	Matt Ryan, @ Atlanta, 9/29/19
393	Andrew Luck, @ Indianapolis, 9/28/14
389	Drew Brees, @ New Orleans, 11/8/15
389	Jim McMahon, @ San Diego, 9/17/89

Most Seasons, 3,000 or More Passing Yards

6	Warren Moon, 1984-93
5	Steve McNair, 1998, 2001-03, 2005
3	George Blanda, 1961, 1963-64

Most Games, 400 or More Passing Yards, Career

4	Warren Moon, 1984-93
2	Billy Volek, 2000-06
2	George Blanda, 1960-66
1	Ryan Fitzpatrick, 2013
1	Jacky Lee, 1960-63; 1966-67
1	Steve McNair, 1995-2005

Most Games, 400 or More Passing Yards, Season

2	Billy Volek, 2004
2	George Blanda, 1961
2	Warren Moon, 1991

Most Games, 300 or More Passing Yards, Career

38	Warren Moon, 1984-93
15	George Blanda, 1960-66
10	Steve McNair, 1995-2005

Most Games, 300 or More Passing Yards, Season

9	Warren Moon, 1990
6	Warren Moon, 1991

Most Consecutive Games, 300 or More Passing Yards

4	Warren Moon, 1990
3	George Blanda, 1964
3	Warren Moon, 1985
3	Warren Moon, 1991

Longest Pass Completion (All TDs)

98	Jacky Lee (to Willard Dewveall), vs. S.D., 11/25/62
95	George Blanda (to Dick Compton), vs. Buffalo, 12/5/65
92	Jacky Lee (to Bill Groman), vs. Denver, 11/20/60

Longest Pass Completion, Opponent (All TDs)

94	Jack Kemp (to Glenn Bass), Buffalo, 10/11/64
90	John McCormick (to Bob Scarpitto), @ Den 10/17/65

TOUCHDOWN PASSES

Career

196	Warren Moon, 1984-93
165	George Blanda, 1960-66
156	Steve McNair, 1995-2005
96	Dan Pastorini, 1971-79
89	Ryan Tannehill , 2019-23

Season

36	George Blanda, 1961
33	Warren Moon, 1990
33	Ryan Tannehill , 2020
27	George Blanda, 1962
26	Marcus Mariota, 2016
24	Steve McNair, 2003

INDIVIDUAL RECORDS: PASSING

24	George Blanda, 1963
24	George Blanda, 1960
Game	
7*	George Blanda, vs. N.Y. Titans, 11/19/61
6	George Blanda, vs. N.Y. Titans, 10/14/62
5	Steve McNair, vs. Jacksonville, 12/26/99
5	Warren Moon, at Cincinnati, 10/11/92
5	Warren Moon, at Cleveland, 11/18/90
5	Warren Moon, vs. Cincinnati, 10/14/90
* Tied for NFL record	
Game, Opponent	
6	Tom Flores, @ Oakland, 12/22/63
6	Tom Brady, @ New England, 10/18/09
6	Ryan Fitzpatrick, @ Houston, 11/30/14
5	Joe Namath, @ N.Y. Jets, 9/18/66
5	Craig Morton, @ Dallas, 12/20/70
5	Jim Kelly, Buffalo, 9/24/89
5	Kerry Collins, @ Oakland, 12/19/04
5	Ben Roethlisberger, @ Pittsburgh, 10/9/11
5	Blake Bortles, Jacksonville, 12/6/15

Most Consecutive Games, Touchdown Pass	
23	Steve McNair, 2001-2002
21	Warren Moon, 1990-91
17	Warren Moon, 1992-93
15	George Blanda, 1963-64
14	George Blanda, 1964-65
14	Ryan Tannehill, 2020-21

HAD INTERCEPTED	
Career	
189	George Blanda, 1960-66
166	Warren Moon, 1984-93
139	Dan Pastorini, 1971-79
Season	
42	George Blanda, 1962
28	Ken Stabler, 1980
26	Warren Moon, 1986
Game	
6	George Blanda, @ Buffalo, 9/9/62
6	George Blanda, vs. Denver, 11/14/65
Game, Opponent	
6	Joe Namath, @ N.Y. Jets, 10/15/67
6	Bobby Hebert, Atlanta, 12/5/93
5	Rick Norton, @ Miami, 11/23/69
5	Keith Null, St. Louis, 12/13/09
4	8 times, last by Mark Sanchez, N.Y. Jets, 12/17/12
Most Consecutive Passes Attempted, No INT's	
205	Marcus Mariota, 2018-19
161	Kerry Collins, 2008
159	Jake Locker, 2012-13
154	Billy Joe Tolliver, 1994

Most Attempts, No Interceptions, Game	
56	Warren Moon, vs. Dallas, 11/10/91

PASSER RATING

Career (minimum 1,500 attempts)	
99.1	Ryan Tannehill, 2019-23
89.6	Marcus Mariota, 2015-19
83.3	Steve McNair, 1995-05
80.4	Warren Moon, 1984-93
62.5	George Blanda, 1960-66

61.0	Dan Pastorini, 1971-79
Season (minimum 14 att. per team game)	
117.5	Ryan Tannehill, 2019
106.5	Ryan Tannehill, 2020
100.4	Steve McNair, 2003
96.8	Warren Moon, 1990
95.6	Marcus Mariota, 2016
94.6	Ryan Tannehill, 2022
92.3	Marcus Mariota, 2018
91.5	Marcus Mariota, 2015
91.3	George Blanda, 1961
90.2	Steve McNair, 2001
Game (minimum 20 attempts)	
158.3	Chris Chandler, @ Cincinnati, 9/24/95
149.8	Marcus Mariota, vs. Green Bay, 11/13/16
148.1	Marcus Mariota, vs. Jacksonville, 10/27/16
147.7	Marcus Mariota, @ Houston, 11/26/18
146.8	Steve McNair, vs. Houston, 10/12/03
146.1	Warren Moon, @ Cleveland, 11/18/90
145.8	Ryan Tannehill, vs. Detroit, 12/20/20
145.7	Ryan Tannehill, vs. Jacksonville, 9/20/20
145.1	Warren Moon, vs. Buffalo, 11/26/90
143.1	Chris Chandler, vs. Denver, 11/26/95

INDIVIDUAL RECORDS: PASS RECEIVING

RECEPTIONS

Most Seasons Leading Team	
7	Ken Burrough, 1971-81
5	Haywood Jeffires, 1987-95
5	Frank Wycheck, 1996-2000
Most Consecutive Seasons Leading Team	
6	Ken Burrough, 1974-79
5	Frank Wycheck, 1996-2000
4	Delanie Walker, 2014-2017
4	Charlie Hennigan, 1961-64
4	Derrick Mason, 2001-04
3	A.J. Brown, 2019-21
3	Alvin Reed, 1968-70
Career	
542	Ernest Givins, 1986-94
515	Haywood Jeffires, 1987-95
482	Frank Wycheck, 1995-2002

480	Drew Hill, 1985-91
453	Derrick Mason, 1997-2004
410	Charlie Hennigan, 1960-66
408	Ken Burrough, 1971-81
Season	
101	Charlie Hennigan, 1964
100	Haywood Jeffires, 1991
96	Derrick Mason, 2004
95	Derrick Mason, 2003
94	Delanie Walker, 2015
94	Kendall Wright, 2013
90	Drew Hill, 1991
90	Haywood Jeffires, 1992
Game	
13	Charlie Hennigan, @ Boston, 10/13/61
13	Haywood Jeffires, @ N.Y. Jets, 10/13/91

13	Drew Bennett, @ Oakland, 12/19/04
12	Sid Blanks, @ San Diego, 9/12/64
12	Charlie Hennigan, @ Buffalo, 11/1/64
12	Charlie Hennigan, vs. Boston, 11/29/64
12	Derrick Mason, vs. Baltimore, 11/12/01
12	Derrick Mason, @ NYG, 12/1/02
12	Derrick Mason, @ San Diego, 10/3/04
12	Drew Bennett, vs. KC, 12/13/04
12	Kendall Wright, vs. Arizona, 12/15/13
Game, Opponent	
14	Courtney Hawkins, @ Pittsburgh, 11/1/98
13	Priest Holmes, @ Baltimore, 10/11/98

INDIVIDUAL RECORDS: PASS RECEIVING

12	Cris Carter, @ Minnesota, 10/8/95
12	Brian Westbrook, @ Philadelphia, 11/19/06
12	Chad Johnson, @ Cincinnati, 11/25/07
12	Reggie Wayne, @ Indianapolis, 12/30/07
12	Jordy Nelson, @ Green Bay, 11/13/16
12	Michael Thomas, New Orleans, 12/22/19
12	Stefon Diggs, @ Buffalo, 9/19/22

Most Consecutive Games, Pass Reception

99	Frank Wycheck, 1996-2002
83	Delanie Walker, 2013-19
82	Ernest Givins, 1988-93
82	Charlie Hennigan, 1960-66
80	Ken Burrough, 1971-78
76	Drew Hill, 1986-91
71	Nate Washington, 2009-13
63	Kendall Wright, 2012-16
58	Bob McLeod, 1961-66
55	Charley Frazier, 1962-68

Most Seasons, 50 or More Pass Receptions

8	Ernest Givins, 1986-93
6	Drew Hill, 1985-86, 1988-91
6	Haywood Jeffires, 1990-95
6	Frank Wycheck, 1996-2001
5	Delanie Walker, 2013-17
5	Derrick Mason, 2000-04
4	Charlie Hennigan, 1961-64
3	A.J. Brown, 2019-21
3	Curtis Duncan, 1990-92
3	Kendall Wright, 2012-14

YARDS

Career

7,935	Ernest Givins, 1986-94
7,477	Drew Hill, 1985-91
6,907	Ken Burrough, 1971-81
6,823	Charlie Hennigan, 1960-66
6,119	Haywood Jeffires, 1987-95

Season

1,746	Charlie Hennigan, 1961
1,561	Charlie Hennigan, 1964

Game

272	Charlie Hennigan, @ Boston, 10/13/61
245	Haywood Jeffires, @ Kansas City, 12/16/90
233	Drew Bennett, vs. Kansas City, 12/13/04
232	Charlie Hennigan, @ Buffalo, 10/29/61
225	Kenny Britt, vs. Philadelphia, 10/24/10
210	Drew Hill, @ Indianapolis, 12/22/85

Game, Opponent

247	Art Powell, @ Oakland, 12/22/63
238	DeAndre Hopkins, @ Houston, 11/30/14
212	Don Maynard, @ N.Y. Jets, 10/20/69

210	Bake Turner, N.Y. Jets, 11/10/63
-----	----------------------------------

Longest Pass Reception (All TDs)

98	Willard Dewveall, vs. San Diego, 11/25/62
95	Dick Compton, vs. Buffalo, 12/5/65
92	Bill Groman, vs. Denver, 11/20/60

Longest Pass Reception, Opponent (All TDs)

94	Glenn Bass, Buffalo, 10/11/64
90	Bob Scarpitto, @ Denver 10/17/65
86	Warrick Dunn, @ Atlanta, 11/23/03

Most Seasons, 1,000 or More Yards Pass Receiving, Career

4	Derrick Mason, 2001-04
3	Charlie Hennigan, 1960-66
3	Drew Hill, 1985-91

Most Cons. Seasons, 1,000 or More Yards Pass Rec., Career

4	Derrick Mason, 2001-04
2	A.J. Brown, 2019-20
2	Charlie Hennigan, 1963-64
2	Tim Smith, 1983-84

Most Games, 100 or More Yards Pass Receiving, Career

26	Charlie Hennigan, 1960-66
24	Drew Hill, 1985-91
18	Ernest Givins, 1986-94

Most Games, 100 or More Yards Pass Receiving, Season

9	Charlie Hennigan, 1964
---	------------------------

TOUCHDOWNS

Career

51	Charlie Hennigan, 1960-66
47	Ken Burrough, 1971-81
47	Drew Hill, 1985-91
47	Haywood Jeffires, 1987-95
46	Ernest Givins, 1986-94

Season

17	Bill Groman, 1961
12	Bill Groman, 1960
12	Charlie Hennigan, 1961
12	Charles Frazier, 1966

Game

3	17 times, last by Kenny Britt, vs. Philadelphia, 10/24/10
---	---

Game, Opponent

4	Art Powell, @ Oakland, 12/22/63
4	Bob Hayes, @ Dallas, 12/20/70
3	13 times, last by Stefon Diggs, @ Buffalo, 9/19/22

Most Consecutive Games Catching TD Pass

8	Bill Groman, 10/1/1961-11/19/1961
6	Bill Groman, 10/16/1960-11/25/1960
5	A.J. Brown, 10/13/2020-11/8/2020
5	Kenny Britt, 9/26/2010-10/24/2010
5	Chris Sanders, 11/12/1995-12/10/1995

5	Ken Burrough, 11/6/1977-12/4/1977
4	Kenny Britt, 12/26/2010-9/18/2011
4	Justin McCareins, 11/9/2003-12/1/2003
4	Kevin Dyson, 11/4/2001-11/25/2001
4	Willie Davis, 9/1/1996-09/29/1996
4	Curtis Duncan, 10/25/1987-11/15/1987
4	Dave Casper, 9/19/1982-12/5/1982
4	Charlie Hennigan, 11/19/1961-12/10/1961

RECEIVING AVERAGE

Career (minimum 200 receptions)

16.9	Ken Burrough, 1971-81
16.6	Charlie Hennigan, 1960-66
15.6	Drew Hill, 1985-91
15.1	Tim Smith, 1980-86
15.0	Nate Washington, 2009-14
14.8	Drew Bennett, 2001-06
14.6	Ernest Givins, 1986-94
13.8	Corey Davis, 2017-20
13.5	Derrick Mason, 1997-04

Season (minimum 32 receptions per 16 games)

23.5	Chris Sanders, 1995
23.5	Bill Groman, 1961
22.0	Charlie Joiner, 1971
21.3	Charlie Hennigan, 1961
20.5	Bill Groman, 1960
20.2	A.J. Brown, 2019
20.2	Drew Hill, 1987
20.1	Ken Burrough, 1975
19.8	Charley Frazier, 1966

Game (minimum 3 receptions)

60.7	Bill Groman, vs. Den, 11/20/60 (3 rec.)
46.3	Willard Dewveall, at SD, 11/25/62 (3 rec.)
44.7	Bill Groman, vs. Den, 11/05/61 (3 rec.)
42.0	Ernest Givins, at Cle, 11/22/87 (3 rec.)
41.3	Drew Bennett, at Ind, 12/05/04 (3 rec.)
40.7	Derrick Mason, vs. Cle, 12/02/01 (3 rec.)
40.0	Butch Woolfolk, vs. Mia, 09/08/85 (3 rec.)

INDIVIDUAL RECORDS: PUNTING

PUNTS

Career

923	Brett Kern, 2009-21
861	Craig Hentrich, 1998-09
522	Jim Norton, 1960-68
431	Cliff Parsley, 1977-82
316	Dan Pastorini, 1971-79
310	Greg Montgomery, 1988-93

Season

96	Rich Camarillo, 1994
93	Cliff Parsley, 1979
91	Cliff Parsley, 1978
90	Ryan Stonehouse , 2022
90	Craig Hentrich, 1999

Game

11	Rich Camarillo, vs. Pittsburgh, 11/6/94
11	Rich Camarillo, @ Pittsburgh, 12/3/95
10	10 times, last by Brett Kern, at Miami, 10/8/17

Game, Opponent

11	Wayne Crow, @ Oakland, 9/11/60
11	Bob Parsons, Chicago, 11/6/77
11	Mark Royals, Pittsburgh, 11/6/94
10	7 times, last by Donnie Jones, Houston, 12/2/12

Longest Punt

79	Brett Kern, vs. Indianapolis, 12/28/14
79	Jim Norton, vs. Kansas City, 11/22/64
78	Craig Hentrich, @ Pittsburgh, 1/2/2000
77	Greg Montgomery, @ San Diego, 9/19/93

Longest Punt, Opponent

78	Paul Maguire, @Buffalo, 9/21/69
78	Marv Bateman, @Buffalo, 9/19/76
74	Chris Hanson, Jacksonville, 11/20/05

AVERAGE GROSS YARDS

Career (minimum 250 attempts)

45.9	Brett Kern, 2009-21
43.6	Greg Montgomery, 1988-93

42.9	Craig Hentrich, 1998-2009
42.1	Jim Norton, 1960-68

Season

53.1*	Ryan Stonehouse , 2022
49.7	Brett Kern, 2017
47.6	Brett Kern, 2012
47.4	Brett Kern, 2015
47.2	Craig Hentrich, 1998
47.1	Brett Kern, 2019
47.1	Brett Kern, 2018
46.9	Greg Montgomery, 1992
46.8	Brett Kern, 2014
45.8	Brett Kern, 2020

* Denotes NFL Record

Game (4 punts)

60.5	Brett Kern, vs. Pittsburgh, 10/25/20
59.2	Greg Montgomery vs. Buffalo, 12/27/92
57.6	Greg Montgomery @ San Diego, 9/19/93
57.5	Craig Hentrich vs. Jacksonville, 11/4/01
57.3	Ryan Stonehouse @ Philadelphia, 12/4/22
57.0	Ryan Stonehouse , vs. N.Y. Giants, 9/11/22
56.8	Brett Kern vs. Seattle, 9/24/17
56.5	Brett Kern vs. Cincinnati, 11/12/17
56.0	Ryan Stonehouse , @ L.A. Chargers, 12/18/22
55.5	Ryan Stonehouse , @ Buffalo, 9/19/22

Game, Opponent (4 punts)

58.3	Rohn Stark, @ Indianapolis, 9/13/92
55.4	Brad Maynard, vs. N.Y. Giants, 10/1/00
55.3	Dave Jennings, @ N.Y. Giants, 12/5/82
55.1	Paul Maguire, @ Buffalo, 9/21/69
55.0	Lee Johnson, vs. Cincinnati, 10/24/93
55.0	Chris Jones, vs. Dallas, 9/14/14

AVERAGE NET YARDS (SINCE 1976)

Career (minimum 250 attempts)

40.8	Brett Kern, 2009-21
37.2	Craig Hentrich, 1998-09

36.6	Greg Montgomery, 1988-93
32.3	Cliff Parsley, 1977-82

Season (minimum 40 attempts per 16 games)

44.6	Brett Kern, 2017
44.0	Ryan Stonehouse , 2022
43.1	Brett Kern, 2019
41.7	Brett Kern, 2018
40.8	Brett Kern, 2014
40.4	Brett Kern, 2021
40.4	Brett Kern, 2012
40.3	Brett Kern, 2015
39.7	Brett Kern, 2013
39.4	Brett Kern, 2011
39.2	Craig Hentrich, 1998
39.1	Greg Montgomery, 1993

Game (minimum 4 punts)

50.2	Brett Kern @ Miami, 10/8/17
49.8	Brett Kern vs. Kansas City, 11/10/19
49.8	Greg Montgomery vs. San Diego, 9/19/93
49.4	Greg Montgomery vs. Buffalo, 12/27/92
49.2	Brett Kern vs. Buffalo, 10/6/19
49.0	Brett Kern @ Jacksonville, 11/25/12
48.8	Brett Kern @ Baltimore, 11/9/14
48.7	Brett Kern vs. Houston, 10/26/14
48.6	Brett Kern @ San Diego, 9/16/12
48.5	Craig Hentrich vs. Jacksonville, 11/4/01

Game, Opponent (minimum 4 punts)

59.5	Rohn Stark, @ Indianapolis, 9/13/92
50.5	Logan Cooke, @ Jacksonville, 1/7/23
50.0	Pat McAfee, vs. Indianapolis, 9/27/15
49.8	Pat McAfee, @ Indianapolis, 12/9/12
49.5	Shane Lechler, vs. Oakland, 9/12/10
49.4	Matt Haack, @ Miami, 10/8/17
49.3	Josh Miller, vs. Pittsburgh, 11/21/99
49.0	Kevin Huber, @ Cincinnati, 9/21/14
48.0	Ben Graham, vs. Arizona, 11/29/09
48.0	Brian Hansen, vs. N.Y. Jets, 12/24/94

INDIVIDUAL RECORDS: PUNT RETURNS

Most Seasons Leading Team

5	Carl Roaches, 1980-84
5	Derrick Mason, 1998-2001, 2004
4	Billy Johnson, 1974-80
4	Bobby Jancik, 1962-67

Most Consecutive Seasons Leading Team

5	Carl Roaches, 1980-84
4	Billy Johnson, 1974-80
4	Bobby Jancik, 1962-67

4	Derrick Mason, 1998-2001
---	--------------------------

PUNT RETURNS

Career

182	Derrick Mason, 1997-2004
155	Billy Johnson, 1974-80
151	Carl Roaches, 1980-84
104	Willie Drewrey, 1985-88, 1993

102	Marc Mariani, 2010-11, 2016
-----	-----------------------------

Season

51	Derrick Mason, 2000
47	Carl Roaches, 1980
46	Marc Mariani, 2011
41	Willie Drewrey, 1993
40	Billy Johnson, 1975
39	Carl Roaches, 1981
38	Billy Johnson, 1976

INDIVIDUAL RECORDS: PUNT RETURNS

Game	
8	Pacman Jones, @ Miami, 12/24/05
7	Billy Johnson, vs. Tampa Bay, 9/12/76
7	Willie Drewrey, vs. Indianapolis, 11/23/86

Game, Opponent	
7	Mike Fuller, San Diego, 12/17/78
7	Ron Fellows, Dallas, 12/13/82
7	Eric Metcalf, Cleveland, 11/8/92
6	6 times, last by Travis Benjamin, @ Cleveland, 9/20/15

YARDS GAINED

Career	
2,040	Billy Johnson, 1974-80
1,590	Derrick Mason, 1997-2004
1,095	Carl Roaches, 1980-84
1,054	Marc Mariani, 2010-11, 2016
771	Willie Drewrey, 1985-88, 1993

Season	
662	Derrick Mason, 2000
612	Billy Johnson, 1975
539	Billy Johnson, 1977

Game	
160	Darius Reynaud, vs. Jacksonville, 12/30/12
127	Billy Johnson, vs. Cincinnati, 10/5/75
117	Derrick Mason, vs. Cleveland, 11/19/2000
113	Billy Johnson, @ San Francisco, 12/7/75
110	Billy Johnson, vs. Cleveland, 10/16/77
104	Billy Johnson, @ Cleveland, 9/22/74

104	Carl Roaches, @ Cincinnati, 9/28/80
103	Billy Johnson, vs. N.Y. Jets, 9/18/77
103	Marc Mariani, @ Carolina, 11/13/11
101	Pacman Jones, vs. New England, 12/31/06

Game, Opponent	
161	Pete Athas, New Orleans, 10/3/76
154	Travis Benjamin, @ Cleveland, 9/20/15
133	Bruce Taylor, San Francisco, 11/15/70
126	Billy Johnson, Boston, 11/5/67
105	Britain Covey, @ Philadelphia, 12/4/22
105	Dennis Northcutt, Cleveland, 9/22/02
102	R.W. McQuarters, Chicago, 11/14/04
100	Jon Stagers, Green Bay, 11/19/72

Longest Punt Return (All TDs)	
90	Pacman Jones, @ Philadelphia, 11/19/06
87	Billy Johnson, vs. Cleveland, 10/16/77
87	Marc Mariani, vs. Washington, 11/21/10
83	Billy Johnson, vs. Miami, 11/16/75

Longest Return, Opponent (All TDs)	
93	Bill Baird, N.Y. Jets, 11/10/63
85	Jon Stagers, Green Bay, 11/19/72
83	Phillip Buchanan, @ Oakland, 9/29/02
82	Keith Moody, Buffalo, 10/15/78
82	Corey Sawyer, Cincinnati, 9/25/94

YARDAGE AVERAGE

Career	
13.2	Billy Johnson, 1974-80

Season	
15.4	Billy Johnson, 1977

TOUCHDOWNS

Career	
5	Billy Johnson, 1974-80
4	Pacman Jones, 2005-06

Season	
3	Billy Johnson, 1975
3	Pacman Jones, 2006

Game	
2	Darius Reynaud, vs. Jacksonville (69 and 81 yards), 12/30/12
1	19 times, last by Tommie Campbell (65 yds), vs. Detroit, 9/23/12

Game, Opponent	
1	15 times, last by Jakeem Grant (74 yds), @ Miami, 10/9/16

INDIVIDUAL RECORDS: KICKOFF RETURNS

KICKOFF RETURNS

Most Seasons Leading Team	
4	Billy Jancik, 1962-67
4	Billy Johnson, 1974-80
4	Carl Roaches, 1980-84

Most Consecutive Seasons Leading Team	
4	Billy Johnson, 1974-77

Career	
158	Bobby Jancik, 1962-67
156	Derrick Mason, 1997-2004
150	Carl Roaches, 1980-84
121	Billy Johnson, 1974-80
118	Marc Mariani, 2010-11, 2016
111	Mel Gray, 1995-97

Season	
60	Marc Mariani, 2010
53	Darius Reynaud, 2012

53	Mel Gray, 1995
50	Mel Gray, 1996
50	Bobby Wade, 2006
45	Bobby Jancik, 1963
43	Pacman Jones, 2005
42	Mike Archie, 1998
42	Derrick Mason, 2000

Game	
8	Bobby Jancik, vs. Boston, 12/8/63
8	Bobby Jancik, @ Oakland, 12/22/63
8	Jason McAddley, vs. Denver, 12/25/04

Game, Opponent	
8	Brian Baschnagel, Chicago, 11/6/77
8	Antonio Chatman, @ Green Bay, 12/12/04
7	Bo Roberson, @ Oakland, 12/22/63
7	Glyn Milburn, Denver, 11/26/95
7	David Dunn, @ Cincinnati, 9/24/95
7	Aveion Cason, @ Detroit, 11/27/08

7	Deji Karim, @ Jacksonville, 10/18/10
7	Michael Walker, vs. Jacksonville, 11/24/19

YARDS GAINED

Career	
4,185	Bobby Jancik, 1962-67
3,496	Derrick Mason, 1997-2004
3,276	Carl Roaches, 1980-84
2,902	Billy Johnson, 1974-80
2,838	Marc Mariani, 2010-11, 2016
2,592	Mel Gray, 1995-97

Season	
1,530	Marc Mariani, 2010
1,317	Bobby Jancik, 1963
1,240	Darius Reynaud, 2012
1,224	Mel Gray, 1996
1,194	Bobby Wade, 2006

INDIVIDUAL RECORDS: KICKOFF RETURNS

1,183 Mel Gray, 1995
 1,132 Derrick Mason, 2000
 1,127 Pacman Jones, 2005

Game

240 Bobby Jancik, @ Oakland, 12/22/63
 221 Bobby Jancik, vs. Boston, 12/8/63
 209 Leon Washington, @ Denver, 12/8/13

Game, Opponent

185 Brian Baschnagel, Chicago, 11/6/77
 178 Glyn Milburn, Denver, 11/26/95
 168 Deji Karim, @ Jacksonville, 10/18/10
 167 LaRod Stephens-Howling, Arizona, 11/29/09

Longest Kickoff Return (All TDs)

105 Darius Reynaud, vs. Detroit, 9/23/12
 104 Ken Hall, @ N.Y. Titans, 10/23/60
 103 Bob Gresham, @ Cincinnati, 9/23/73
 101 Derrick Mason, @ Cincinnati, 11/18/01
 100 Marc Mariani (16 yards) & Tommie Campbell (84 yards), vs. Tampa Bay, 11/27/11
 98 Marc Mariani, vs. Denver, 10/3/10
 97 Carl Roaches, vs. Pittsburgh, 9/18/83
 96 Carl Roaches, vs. Cincinnati, 10/4/81

Longest Kickoff Return, Opponent (All TDs)

107 Josh Huff, @ Philadelphia, 11/23/14
 102 Jakeem Grant, @ Miami, 9/9/18
 101 Eric Metcalf, Cleveland, 12/9/90
 100 Art Baker, @ Buffalo, 9/9/62
 100 Goldie Sellers, @ Denver, 10/2/66
 99 Tremain Mack, @ Cincinnati, 11/14/99
 99 LaRod Stephens-Howling, Arizona, 11/29/09
 98 Alvis Whitted, Jacksonville, 12/26/99
 97 Marc Logan, Miami, 10/1/89

AVERAGE YARDAGE

Career (75 returns)

26.5 Bobby Jancik, 1962-67
 24.1 Marc Mariani, 2010-11, 2016
 24.0 Billy Johnson, 1974-80
 23.4 Mel Gray, 1995-97
 22.4 Derrick Mason, 1997-2004
 21.8 Carl Roaches, 1980-84

Season

31.7 Darius Jennings, 2018
 31.3 Ken Hall, 1960
 30.3 Bobby Jancik, 1962

TOUCHDOWNS

Career

2 Billy Johnson, 1974-80
 2 Carl Roaches, 1980-84

Season

1 18 times, last by A.J. Brown, 2020

Game

1 18 times, last by A.J. Brown, @ Indianapolis, 11/29/20

Game, Opponent

1 13 times, last by Jakeem Grant, @ Miami, 9/9/18

INDIVIDUAL RECORDS: COMBINED YARDS

Combined Yards = Rushing + Receiving + Interception Returns + Kickoff Returns + Punt Returns + Fumble Returns

Career

12,153 Eddie George, 1996-03 (10,009 rushing, 2,144 receiving)
 11,202 Derrick Mason, 1997-2004 (6,114 rec., 3,496 KO returns, 1,590 PR, 2 rushing)
 9,985 Chris Johnson, 2008-2013 (7,966 rushing, 2,003 receiving, 17 KO returns)
 9,698 **Derrick Henry**, 2016-23 (8,398 rushing, 1,300 receiving)
 9,292 Earl Campbell, 1978-84 (8,574 rushing, 718 receiving)

8,704 Ernest Givins, 1986-94 (7,935 receiving, 397 PR, 345 rushing, 27 KO returns)
 7,500 Drew Hill, 1985-91 (1 rushing, 7,477 receiving, 22 KO returns)
 7,421 Ken Burrough, 1971-81 (6,907 receiving, 455 KO returns, 59 rushing)

Season

2,690 Derrick Mason, 2000 (1 rushing, 895 receiving, 1,132 kickoff returns, 662 punt returns)
 2,509 Chris Johnson, 2009 (2,006 rushing, 503 receiving)
 2,141 **Derrick Henry**, 2020 (2,027 rushing, 114 receiving)

2,043 Billy Cannon, 1961, (948 rushing, 586 receiving, 70 punt returns, 439 kickoff returns)
 2,004 Derrick Mason, 2001, (1,128 receiving, 748 kick returns, 128 punt returns)
 1,981 Earl Campbell, 1980, (1,934 rushing, 47 rec.)
 1,962 Eddie George, 2000 (1,509 rushing, 453 rec.)

Game

373 Billy Cannon, @ N.Y. Titans, 12/10/61

INDIVIDUAL RECORDS: YARDS FROM SCRIMMAGE

Scrimmage Yards = Rushing + Receiving

Career

12,153	Eddie George, 1996-2003 (10,009 rushing, 2,144 receiving)
9,968	Chris Johnson, 2008-2013 (7,966 rushing, 2,003 receiving)
9,698	Derrick Henry , 2016-23 (8,398 rushing, 1,300 receiving)
9,292	Earl Campbell, 1978-1984 (8,574 rushing, 718 receiving)
8,280	Ernest Givins, 1986-1994 (345 rushing, 7,935 receiving)
7,478	Drew Hill, 1985-1991 (1 rushing, 7,477 receiving)

Season

*2,509	Chris Johnson, 2009 (2,006 rushing, 503 receiving)
2,141	Derrick Henry , 2020 (2,027 rushing, 114 receiving)
1,981	Earl Campbell, 1980 (1,934 rushing, 47 receiving)
1,962	Eddie George, 2000 (1,509 rushing, 453 receiving)
1,936	Derrick Henry , 2022 (1,538 rushing, 398 receiving)

* Denotes NFL Record

Game

330	Billy Cannon, @ N.Y. Titans, 12/10/61
284	Chris Johnson, vs. Houston, 9/20/09
272	Charlie Hennigan, @ Boston, 10/13/61
264	Derrick Henry , at Houston, 1/3/21
250	Derrick Henry , vs. Houston, 10/18/20
249	Eddie George, vs. Oakland, 12/9/99
245	Haywood Jeffires, @ Kansas City, 12/16/90
239	Chris Johnson, vs. Jacksonville, 11/1/09
238	Derrick Henry , vs. Jacksonville, 12/6/18
237	Derrick Henry , at Seattle, 9/19/21

INDIVIDUAL RECORDS: INTERCEPTIONS

Most Seasons Leading Team

5	Darryll Lewis, 1991-98
5	Kevin Byard , 2017-19, 2021-22
4	Michael Griffin, 2008, 2010-12
4	Samari Rolle, 1998-04
3	Jason McCourty, 2011-12, 2014
3	Jim Norton, 1960-68

Most Consecutive Seasons Leading Team

5	Darryll Lewis, 1994-98
---	------------------------

Career

45	Jim Norton, 1960-68
31	Cris Dishman, 1988-96
30	Freddy Glick, 1961-66
27	Kevin Byard , 2016-23
27	Tony Banfield, 1960-65
27	W.K. Hicks, 1964-69
27	Darryll Lewis, 1991-98
26	Mike Reinfeldt, 1976-83
25	Ken Houston, 1967-72
25	Michael Griffin, 2007-15
24	Zeke Moore, 1967-77
23	Willie Alexander, 1971-79
23	Samari Rolle, 1998-2004

Season

12	Freddy Glick, 1963
12	Mike Reinfeldt, 1979
10	Miller Farr, 1967

Game

3	Nine players, last by Kevin Byard , @ Cleveland, 10/22/17
---	--

Game, Opponent

4	Bobby Hunt, @ Kansas City, 10/4/64
3	Eight times, last by Glover Quin, @ Houston, 11/28/10

Consecutive Games Intercepted By

5	Pete Jaquess, 1964
4	Freddy Glick, 1963
4	Jim Norton, 1967
4	Miller Farr, 1967
4	Cris Dishman, 1991, 1993
4	Bo Orlando, 1991
4	Michael Griffin, 2010

YARDS GAINED

Career

650	Ken Houston, 1967-72
592	Jim Norton, 1960-68
540	Darryll Lewis, 1991-98
457	W.K. Hicks, 1964-69

Season

264	Miller Farr, 1967
220	Ken Houston, 1971
205	Mike Reinfeldt, 1979

Game

128	Miller Farr, @ N.Y. Jets, 10/15/67
115	Michael Griffin, vs. Pittsburgh, 12/21/08
109	Zach Brown, vs. Jacksonville, 12/30/12

Game, Opponent

177	Charlie McNeil, @ San Diego, 9/24/61
108	Bobby Hunt, @ Kansas City, 10/4/64
100	Rod Woodson, @ Oakland, 9/29/02

Longest Interception Return (All TDs)

99	Cortland Finnegan, vs. Houston, 9/21/08
98	Pete Jaquess, @ Oakland, 9/19/64
98	Darryll Lewis, @ Chicago, 10/22/95
97	Jordan Babineaux, @ Cleveland, 10/2/11
95	Willie Alexander, @ Green Bay, 9/25/77

Longest Interception Return, Opponent

98	Bob Suci, @ Boston, 11/1/63 (TD)
95	Marlon McCree, @ Houston, 12/21/03 (TD)
91	Booker Edgerson, @ Buffalo, 11/1/64 (TD)
86	Glen Edwards, Pittsburgh, 9/30/73 (TD)
86	Whitney Mercilus, Houston, 12/15/19

85	Adam Archuleta, @ St. Louis, 9/25/05 (TD)
82	Rod Woodson, @ Oakland, 9/29/02 (TD)
82	Kamu Grugier-Hill, Houston, 11/21/21

TOUCHDOWNS

Career

9	Ken Houston, 1967-72
5	Miller Farr, 1967-69
5	Darryll Lewis, 1991-98

Season

4	Ken Houston, 1971
---	-------------------

Game

2	Zach Brown, vs. Jacksonville, 12/30/12
2	Miller Farr, vs. Buffalo, 12/7/68
2	Ken Houston, vs. San Diego, 12/19/71

Game, Opponent

2	Lemar Parrish, Cincinnati, 12/17/72
1	many times, last by Matt Milano, at Buffalo, 9/19/22

INDIVIDUAL RECORDS: SACKS

Career

105.0	Elvin Bethea, 1968-83
74.5	Ray Childress, 1985-95
66.0	Jesse Baker, 1979-87

Season

17.0	Elvin Bethea, 1973
15.5	Jesse Baker, 1979
15.0	William Fuller, 1991
14.5	Jevon Kearse, 1999

Game

4.0	Ed Hussmann, vs. Dallas, 11/4/62
4.0	Ed Hussmann, vs. N.Y. Jets, 11/14/62
4.0	Elvin Bethea, @ San Diego, 10/17/76
4.0	Jesse Baker, vs. Kansas City, 9/16/79
4.0	William Fuller, vs. Pittsburgh, 11/28/93

3.5	Jason Jones, vs. Pittsburgh, 12/21/08
3.0	35 times, last by Jeffery Simmons , at L.A. Rams, 11/7/21

13	Ray Childress, 1985-95
12	Sean Jones, 1988-93
10	Jevon Kearse, 1999-2003

Consecutive Games, One or More Sacks

8	Curley Culp, 1974-75
8	Jevon Kearse, 1999
7	Sean Jones, 1990
6	Jesse Baker, 1979
6	Jesse Baker, 1981-82
6	Jevon Kearse, 2003
5	Harold Landry III , 2021
5	Harold Landry III , 2019
5	Brian Orakpo, 2016
5	Sean Jones, 1992
5	William Fuller, 1991

Most Games with Two or More Sacks, Career

26	Elvin Bethea, 1968-83
13	Jesse Baker, 1979-87

INDIVIDUAL RECORDS: FUMBLE RETURNS

Opponents' Fumble Returned for TD's, Career

4	Keith Bulluck, 2000-09
3	Doug Cline, 1960-66
3	Marcus Robertson, 1991-2000
2	Johnny Peacock, 1969-70
2	Robert Lyles, 1984-90
2	Ray Childress, 1985-95
2	Cris Dishman, 1988-96
2	Antwan Odom, 2004-07
2	Jason McCourty, 2009-16
2	Wesley Woodyard, 2014-19

Opponents' Fumble Returned for TD's, Season

2	Doug Cline, 1961
2	Marcus Robertson, 1997

2	Antwan Odom, 2005
---	-------------------

Opponents' Fumble Returned for TD's, Game

1	60 times, last by Kevin Byard at Jacksonville, 10/10/21
---	--

Longest Fumble Return (All TDs)

96	C.L. Whittington, @ New Orleans, 10/3/76
93	Robert Lyles, @ Cincinnati, 10/19/86
92	Cortland Finnegan, vs. Jacksonville, 12/17/06

INDIVIDUAL RECORDS: BLOCKED KICKS

Blocked Punts Returned for Touchdowns, Career

2	Cris Dishman, 1988-96
---	-----------------------

Blocked Punts Returned for Touchdowns, Game

1	13 times, last by Jason McCourty, vs. Indianapolis, 10/30/11
---	--

Blocked Field Goals Returned for Touchdowns, Game

1	Mark Johnston, 62 yards (11/26/61 vs. Denver)
---	---

1	Tony Banfield, 50 yards (12/9/62 vs. Oak.)
1	Ken Houston, 71 yards (10/15/67 @ N.Y. Jets)
1	Donald Mitchell, 69 yards (10/21/01 @ Detroit)
1	Tye Smith, 63 yards (12/1/19 @ Indianapolis)

Blocked Field Goal, Last Time

1	Denico Autry , vs. Miami, 1/2/22
---	---

Blocked Punt, Last time

1	Tim Shaw vs. Pittsburgh, 10/11/12
---	-----------------------------------

TEAM RECORDS: GAMES WON & LOST

GAMES WON

Most Consecutive Games Won

13 (Dec. 16, 2007-Nov. 16, 2008)
11 (Oct. 17, 1993-Jan. 2, 1994)

Most Consecutive Games Without Defeat

13 (Dec. 16, 2007-Nov. 16, 2008)
11 (Oct. 13, 1961-Sept. 9, 1962)
11 (Oct. 17, 1993-Jan. 2, 1994)

Most Games Won, Season

13 (1999, 2000, 2008)
12 (1993, 2003, 2021)
11 (1962, 1979, 1980, 1991, 2002, 2020)

Most Consecutive Games Won, Season

11 (Oct. 17, 1993-Jan. 2, 1994)

Most Consecutive Games Won, Start of Season

10 (Sept. 7-Nov. 16, 2008)
5 (Sept. 14-Oct. 18, 2020)
3 (Sept. 12-Sept. 26, 1999)
3 (Sept. 1-Sept. 16, 1991)

Most Consecutive Games Won, End of Season

11 (Oct. 17, 1993-Jan. 2, 1994)

Most Consecutive Games Without Defeat, Season

11 (Oct. 17, 1993-Jan. 2, 1994)

Most Consecutive Games w/out Defeat, Start of Season

10 (Sept. 7-Nov. 16, 2008)
5 (Sept. 14-Oct. 18, 2020)
3 (Sept. 12-Sept. 26, 1999)
3 (Sept. 1-Sept. 16, 1991)

Most Consecutive Games w/out Defeat, End of Season

11 (Oct. 17, 1993-Jan. 2, 1994)

Most Home Games Won, Season

8 (1999)
7 (1988, 1991, 1993, 2000, 2003, 2008, 2021)

Most Consecutive Home Games Won

12 (Sept. 12, 1999-Nov. 5, 2000)
10 (Oct. 6, 2002-Nov. 16, 2003)
9 (Dec. 6, 1987-Nov. 20, 1988)
9 (Nov. 26, 1990-Nov. 17, 1991)

Most Consecutive Home Games Without Defeat

12 (Sept. 12, 1999-Nov. 5, 2000)
10 (Oct. 6, 2002-Nov. 16, 2003)

9 (Dec. 6, 1987-Nov. 20, 1988)
9 (Nov. 26, 1990-Nov. 17, 1991)

Most Road Games Won, Season

6 (1996, 2000, 2008, 2020)

Most Consecutive Road Games Won

8 (Dec. 16, 2007-Nov. 27, 2008)
5 (Dec. 1, 2019-Sept. 27, 2020)
5 (Nov. 19, 2006-Sept. 24, 2007)
5 (Oct. 17-Dec. 25, 1993)
5 (Oct. 29, 1961-Sept. 9, 1962)

Most Consecutive Road Games Without Defeat

8 (Dec. 16, 2007-Nov. 27, 2008)
6 (Oct. 13, 1961-Sept. 9, 1962)

Most Shutout Games Won or Tied, Season

2 (1966, 1977, 1993)

Overtime Wins, Regular Season

30-27 (@ Cincinnati, 9/23/79)
27-24 (vs. N.Y. Jets, 10/28/79)
23-20 (vs. Pittsburgh, 12/2/84)
17-14 (@ Indianapolis, 9/4/88)
26-23 (vs. Dallas, 11/10/91)
23-20 (vs. Kansas City, 9/20/92)
30-27 (@ Cincinnati, 10/6/96)
24-21 (vs. Oakland, 8/31/97)
17-14 (vs. Kansas City, 9/10/00)
31-28 (vs. Tampa Bay, 10/14/01)
32-29 (@ N.Y. Giants, 12/1/02)
26-20 (@ Houston, 12/10/06)
19-16 (vs. Green Bay, 11/2/08)
27-24 (vs. Miami, 12/20/09)
44-41 (vs. Detroit, 9/23/12)
34-28 (@ New Orleans, 11/8/15)
12-9 (@ Cleveland, 10/22/17)
26-23 (vs. Philadelphia, 9/30/18)
42-36 (vs. Houston, 10/18/20)
30-24 (@ Baltimore, 11/22/20)
33-30 (@ Seattle, 9/19/21)
34-31 (@ Indianapolis, 10/31/21)

GAMES LOST

Most Consecutive Games Lost

18 (Oct. 9, 1972-Oct. 28, 1973)

Most Consecutive Games Without a Victory

18 (Oct. 9, 1972-Oct. 28, 1973)

Most Games Lost, Season

14 (1983, 1994, 2014)

Most Consecutive Games Lost, Season

11 (Oct. 9-Dec. 17, 1972)

Most Consecutive Games Lost, Start of Season

10 (Sept. 4-Nov. 6, 1983)

Most Consecutive Games Lost, End of Season

11 (Oct. 9-Dec. 17, 1972)

Most Consecutive Games Without Victory, Season

11 (Oct. 9-Dec. 17, 1972)

Most Consecutive Games Without Victory, Start of Season

10 (Sept. 4-Nov. 6, 1983)

Most Consecutive Games Without Victory, End of Season

11 (Oct. 9-Dec. 17, 1972)

Most Consecutive Home Games Lost

13 (Oct. 9, 1972-Dec. 16, 1973)

Most Consecutive Home Games Without Victory

13 (Oct. 9, 1972-Dec. 16, 1973)

Most Consecutive Road Games Lost

23 (Sept. 27, 1981-Nov. 4, 1984)

Most Consecutive Road Games Without Victory

23 (Sept. 27, 1981-Nov. 4, 1984)

Most Shutout Games Lost or Tied, Season

2 (1972, 1985)

TIE GAMES

Ties

31-31 (@ Boston, 10/13/61)
28-28 (@ N.Y. Jets, 10/15/67)
31-31 (vs. Cincinnati, 11/9/69)
20-20 (@ Denver, 11/16/69)
31-31 (@ San Diego, 10/25/70)
13-13 (vs. New Orleans, 10/3/71)

Most Tie Games, Season

2 (1969)

TEAM RECORDS: SCORING

Most Points, Season

513 (1961)
491 (2020)
435 (2003)
424 (1988)

Fewest Points, Season

136 (1982, nine games)
199 (1967)

Most Points, Game

58 (vs. Cleveland, 12/9/90)
56 (vs. N.Y. Titans, 10/14/62)
55 (vs. Oakland, 9/9/61)
55 (at Denver, 11/5/61)
49 (vs. San Diego, 12/19/71)
49 (at Oakland, 12/22/63)
49 (vs. N.Y. Titans, 11/19/61)
48 (vs. Cincinnati, 10/14/90)
48 (at N.Y. Titans, 12/10/61)
48 (at Green Bay, 10/11/04)

Most Points, Both Teams, Game

101 (Oakland 52, Oilers 49, @ Oakland, 12/22/63)
88 (Buffalo 47, Oilers 41, @ Houston, 9/24/89)

Fewest Points, Game

0 (21 times, last at Denver, 10/13/19)

Fewest Points, Both Teams, Game

6 (Oilers 6, Pittsburgh 0, @ Houston, 12/4/80)

Most Points, Shutout Victory, Game

55 (Oilers vs. Oakland, 9/9/61)

Fewest Points, Shutout Victory, Game

6 (Oilers vs. Pittsburgh, 12/4/80)

Largest Margin of Victory, Game

55 (Oilers 55, Oakland 0, @ Houston, 9/9/61)

Largest Margin of Defeat, Game

59 (Titans 0 at New England 59, 10/18/09)
54 (Oilers 7 at Cincinnati 61, 12/17/89)

Smallest Margin of Victory, Game

1 (14 times, last Titans 31, Vikings 30, @ Min., 9/27/20)

Smallest Margin of Defeat, Game

1 (24 times, last Titans 15 @ New Orleans 16, 9/10/23)

Most Points Overcome to Win Game

24 (at Cincinnati, 9/23/79)
23 (at New England, 11/12/78)
21 (at Atlanta, 11/23/03)
21 (vs. N.Y. Giants, 11/26/06)

Most Points, One Half

45 (vs. Cleveland, 12/9/90)

Most Points, First Quarter

24 (@ Indianapolis, 12/5/04)
21 (vs. Green Bay, 11/13/16)
21 (@ Tampa Bay, 9/13/15)
21 (vs. Houston, 12/19/10)
21 (@ Detroit, 11/27/08)
21 (vs. St. Louis, 10/31/99)

Most Points, Second Quarter

31 (vs. Cleveland, 12/9/90)
28 (vs. Cincinnati, 11/18/79)

Most Points, Third Quarter

28 (vs. Jacksonville, 11/24/19)
28 (vs. San Diego, 12/19/71)
28 (vs. Kansas City, 10/24/65)

Most Points, Fourth Quarter

27 (vs. Philadelphia, 10/24/10)
24 (vs. Denver, 11/26/61)
24 (vs. N.Y. Giants, 11/26/06)
24 (vs. Buffalo, 11/15/09)

Most Consecutive Games Scoring

160 (Nov. 14, 1999 - Dec. 21, 2008)
155 (Dec. 3, 1989 - Oct. 31, 1999)
121 (1977-85)

TOUCHDOWNS

Most Touchdowns, Season

66 (1961)

Fewest Touchdowns, Season

18 (1967)

Most Touchdowns, Game

8 (Oilers vs. N.Y. Titans, 10/14/62; Oilers vs. Cle., 12/9/90)

Most Touchdowns, Both Teams, Game

14 (Oilers 7, Oakland 7, @ Oakland, 12/22/63)

POINTS AFTER TOUCHDOWN

Most PATs, Season

65 (1961)

Most PATs, Game

8 (Oilers vs. N.Y. Titans, 10/14/62)
7 (four times, last vs. Cleveland, 12/9/90)

Most PATs, Both Teams, Game

14 (Oilers 7, Oakland 7, @ Oakland, 12/22/63)

TWO-POINT CONVERSIONS

Most Two-Point Conversions, Season

4 (2020)
4 (1994)

Most Two-Point Conversions, Opponent, Season

4 (1999)
4 (1998)

Most Two-Point Conversions, Game

2 (vs. N.Y. Jets, 9/10/06)
1 (35 times, last vs. Jacksonville, 12/11/22)

Most Two-Point Conversions, Opponent, Game

3 (@ Pittsburgh, 11/1/98)

Most Two-Point Conversion Attempts, Season

7 (2020)
7 (1994)

Most Two-Point Conversion Attempts, Opp., Season

8 (2020)
7 (2022)
6 (1999)

FIELD GOALS

Most Field Goals Attempted, Season

42 (2017)
40 (1969)
39 (2007)
38 (1996)
37 (1989)

Most Field Goals Attempted, Game

8 (at Houston, 10/21/07)
6 (five times, last @ Minnesota, 9/27/20)

Most Field Goals Attempted, Both Teams, Game

10 (Buffalo 7, @ Oilers 3, 12/5/65)
9 (Tennessee 6, @ New England 3, 10/5/03)
9 (Washington 6, @ Tennessee 3, 11/21/10)
9 (Detroit 4, @ Tennessee 5, 9/23/12)
9 (Tennessee 3, @ Oakland 6, 11/24/13)
9 (Tennessee 3, @ San Francisco 6, 12/17/17)

Most Field Goals, Season

36 (1998)
35 (2017)
35 (2007)
32 (1996)
29 (1993, 2008, 2011)

Fewest Field Goals, Season

8 (2019)
8 (1968)

Most Field Goals, Game

8 (@ Houston, 10/21/07)
6 (@ Minnesota, 9/27/20)

TEAM RECORDS: SCORING

5	(vs. Miami, 9/28/69; @Philadelphia, 12/3/00)	8	(Tennessee 3, @ Buffalo 5, 12/24/06)	7	(19 times, last Tennessee 6, @ Minnesota 1, 9/27/20)
Most Field Goals, Both Teams, Game		8	(Tennessee 8, @ Houston 0, 10/21/07)		
9	(Tennessee 3, @ San Francisco 6, 12/17/17)	8	(Indianapolis 3, @ Tennessee 5, 10/16/17)		

TEAM RECORDS: FIRST DOWNS

Most First Downs, Season		Most First Downs Rushing, Season		Most First Downs By Penalty, Season	
381	(2020)	155	(1980)	37	(2015)
376	(1990)			36	(2020)
Fewest First Downs, Season		Fewest First Downs Rushing, Season		36	(2019)
138	(1982, nine games)	52	(1982, nine games)	36	(2017)
199	(1976)	62	(1971)	36	(2013)
Most First Downs, Game		Most First Downs Rushing, Game		34	(2021)
34	(vs. Cleveland, 12/9/90)	17	(three times, last @ Houston, 1/3/21)	32	(2016)
Fewest First Downs, Game		Fewest First Downs Rushing, Game		Fewest First Downs By Penalty, Season	
4	(at Cleveland, 10/21/73)	0	(six times, last @ Denver, 10/13/19)	5	(1982, nine games)
5	(vs. Jacksonville, 12/17/06)			10	(1967)
Most First Downs, Both Teams, Game		Most First Downs Passing, Season		Most First Downs By Penalty, Game	
57	(Tennessee 21, Detroit 36, @ Tennessee, 9/23/12, OT)	251	(1990)	7	(vs. Indianapolis, 11/12/20)
56	(Tennessee 31, Houston 25, @ Tennessee, 10/18/20, OT)	Fewest First Downs Passing, Season		7	(@ Atlanta, 9/9/90)
56	(Tennessee 32, Arizona 24, @ Tennessee, 12/15/13, OT)	81	(1982, nine games)		
56	(Houston 33, Buffalo 23, @ Houston, 9/24/89, OT)	86	(1967)		
55	(Three times, last Tennessee 28, Detroit 27, @ Tennessee, 12/20/20)	Most First Downs Passing, Game			
		28	(@ Oakland, 12/19/04)		
		Fewest First Downs Passing, Game			
		0	(twice, last @ Buffalo, 11/10/85)		

TEAM RECORDS: NET YARDS GAINED

Most Yards Gained, Season		Most Yards Gained, Game	
6,343	(2020)	607	(vs. Houston, 10/18/20, overtime)
6,288	(1961)	583	(vs. Dallas, 11/10/91, overtime)
6,222	(1990)		
Fewest Yards Gained, Season		Fewest Yards Gained, Game	
2,373	(1982, nine games)	81	(vs. Dallas, 11/24/74)
3,191	(1972)		

TEAM RECORDS: RUSHING

Most Rushing Attempts, Season		Fewest Rushing Attempts, Game		Fewest Yards Gained Rushing, Season	
616	(1979)	7	(vs. N.Y. Giants, 12/8/85)	799	(1982, nine games)
605	(1978)	9	(vs. Cincinnati, 10/24/76)	1,106	(1971)
Fewest Rushing Attempts, Season		10	(@ San Diego, 9/16/12)		
225	(1982, nine games)	Most Yards Gained Rushing, Season			
324	(1965)	2,690	(2020)		
Most Rushing Attempts, Game		2,635	(1980)		
56	(vs. San Diego, 9/28/75)	2,592	(2009)		
55	(vs. Oakland, 9/9/61)	2,571	(1979)		
		Most Yards Gained Rushing, Game			
		332	(@ Kansas City, 10/19/08)		
		314	(@ Houston, 10/30/22)		
		305	(vs. Jacksonville, 11/1/09)		
		296	(vs. Kansas City, 11/27/77)		
		292	(@ Detroit, 11/27/08)		

TEAM RECORDS: RUSHING

Fewest Yards Gained Rushing, Game

19 (twice, last vs. San Diego, 12/12/65)

Highest Average Gain Rushing, Season

 5.2 (2009)
 5.2 (2020)
 5.0 (2019)
 4.7 (2006)
 4.6 (three times, last in 2016)

Most Touchdowns Rushing, Season

 26 (2020)
 26 (1988)

Fewest Touchdowns Rushing, Season

 5 (1982, nine games)
 6 (2014)
 6 (1976)

Most Touchdowns Rushing, Game

5 (vs. L.A. Chargers, 9/18/60)

TEAM RECORDS: PASSING

Most Passes Attempted, Season

667 (1991)

Fewest Passes Attempted, Season

 287 (1982, nine games)
 333 (1967)

Most Passes Attempted, Game

 68 (@ Buffalo, 11/1/64 — 37 completed)
 61 (vs. Oakland, 11/7/65 — 27 completed)
 61 (@ Oakland, 12/19/04 — 40 completed)

Fewest Passes Attempted, Game

6 (vs. Cincinnati, 10/4/81)

Most Passes Attempted, Both Teams

 98 (Titans 61, Oakland 37, @ Oakland, 12/19/04)
 97 (Oilers 44, Denver 53, @ Houston, 12/2/62)
 97 (Titans 42, Detroit 55, @ Tennessee, 9/23/12)

Most Passes Completed, Season

411 (1991)

Fewest Passes Completed, Season

144 (1967)

Most Passes Completed, Game

41 (vs. Dallas, 11/10/91 — overtime)

Fewest Passes Completed, Game

1 (vs. Cincinnati, 10/4/81)

Most Yards Gained Passing, Season

4,805 (1990)

Fewest Yards Gained Passing, Season

1,381 (1967)

Most Yards Gained Passing, Game

527 (@ Kansas City, 12/16/90)

Fewest Yards Gained Passing, Game

-7 (@ New England, 10/18/09)

Most Times Sacked, Season

 65 (1994)
 58 (1985)

Fewest Times Sacked, Season

 11 (1962)
 12 (2008)

Most Times Sacked, Game

12 (vs. Dallas, 9/29/85)

Most Times Sacked, Both Teams, Game

14 (Oilers 12, Dallas 2, @ Houston, 9/29/85)

Most Touchdowns Passing, Season

48 (1961)

Fewest Touchdowns Passing, Season

9 (2007)

Most Touchdowns Passing, Game

7 (twice, last vs. N.Y. Titans, 10/14/62)

Most Touchdowns Passing, Both Teams, Game

11 (Oilers 5, Oakland 6, @ Oakland, 12/22/63)

Most Passes Had Intercepted, Season

48 (1962)*

Fewest Passes Had Intercepted, Season

 7 (2020)
 8 (2019)
 9 (2003, 2008)
 10 (1998)

Most Passes Had Intercepted, Game

6 (six times, last @ Cleveland, 11/30/86)

* Denotes League Record

TEAM RECORDS: PUNTING

Most Punts, Season

 100 (1976)
 96 (1994)
 93 (1979)

Fewest Punts, Season

34 (1990)

Most Punts, Game

11 (three times, last @ Pittsburgh, 12/3/95)

Fewest Punts, Game

0 (five times, last vs. Cincinnati, 10/27/91)

Highest Average Distance, Punting, Season

 53.1 (2022)
 49.7 (2017)
 47.4 (2015)
 47.2 (1998)
 47.1 (2019)
 46.8 (2014)
 46.4 (2018)
 45.3 (1993)
 45.2 (1992)

Highest Average Distance, Punting, Game

 60.5 (vs. Pittsburgh, 10/25/20)
 59.2 (vs. Buffalo, 12/27/92)

Highest Net Average, Punting, Season

 44.6 (2017)
 44.0 (2022)
 43.1 (2019)
 41.7 (2018)
 40.8 (2014)
 40.3 (2015)
 40.1 (2020)
 39.8 (2021)
 39.4 (2012)
 39.4 (2011)

TEAM RECORDS: PUNT RETURNS & KICKOFF RETURNS

PUNT RETURNS

Most Punt Returns, Season

53 (2000)
52 (1968)

Fewest Punt Returns, Season

15 (1960)

Most Punt Returns, Game

10 (vs. Tampa Bay, 9/12/76)

Most Yards, Punt Returns, Season

671 (2000)
620 (1975)

Fewest Yards, Punt Returns, Season

104 (1982, 9 games)
118 (1961)

Highest Average, Punt Returns, Season

15.3 (2012)
15.0 (1977)

Most Touchdowns, Punt Returns, Season

3 (1975, 2006 and 2012)

Most Touchdowns, Punt Returns, Game

2 (vs. Jacksonville, 12/30/12)
1 (19 times, last vs. Detroit, 9/23/12)

KICKOFF RETURNS

Most Kickoff Returns, Season

83 (1983)

Fewest Kickoff Returns, Season

23 (2018)
28 (2017)
30 (2019)
31 (1993)
32 (2011)
33 (2016)
33 (2015)

Most Kickoff Returns, Game

10 (twice, last at Cincinnati, 12/17/89)

Most Yards, Kickoff Returns, Season

1,835 (2006)
1,721 (1981)

Fewest Yards, Kickoff Returns, Season

589 (1993)

618 (2017)

629 (2016)

638 (2019)

680 (2015)

737 (2018)

767 (2020)

Highest Average, Kickoff Returns, Season

32.0 (2018)*
26.1 (2000)
26.0 (2011)
25.9 (1962)

Most Touchdowns, Kickoff Returns, Season

2 (three times, last in 1983)

Most Touchdowns, Kickoff Returns, Game

1 (18 times, last @ Indianapolis, 11/29/20)

TEAM RECORDS: FUMBLES

Most Fumbles, Season

42 (1994)
41 (1985)

Fewest Fumbles, Season

10 (2017)
14 (1982, nine games)
15 (2020)
17 (1962, 1999, 2011 and 2016)

Most Fumbles, Game

8 (@ Pittsburgh, 12/9/73)

Most Fumbles Lost, Season

25 (1994)

Fewest Fumbles Lost, Season

5 (2020)
6 (2018)
7 (1967, 2006 and 2016)
8 (2008, 2011 and 2017)

Most Fumbles Lost, Game

5 (twice, last vs. Philadelphia, 12/2/91)

Most Opponents' Fumbles Recovered, Season

28 (1977)

Most Opponents' Fumbles Recovered, Game

7 (@ Kansas City, 10/12/69)

Fewest Opponents' Fumbles Recovered, Season

4 (2014)
5 (2012)
6 (2016, 2018, 2021, 2022)
7 (2009)
8 (five times, last in 2020)

TEAM RECORDS: BLOCKED KICKS

Most Blocked Field Goals, Season

6 (1961)

Most Blocked Field Goals, Game

2 (at Indianapolis, 12/1/19)
2 (at Baltimore, 12/14/97)
2 (at Cleveland, 9/13/81)
2 (vs. Denver, 11/26/61)

Most Blocked Extra Points, Season

3 (1975)

Most Blocked Extra Points, Game

2 (at Cincinnati, 12/23/90)
2 (vs. Miami, 11/16/75)

Most Blocked Punts, Season

3 (1988)

Most Blocked Punts, Game

2 (at Pittsburgh, 10/16/88)
2 (at Philadelphia, 10/2/88)

TEAM RECORDS: PENALTIES

Fewest Penalties, Season (any)

52 (1982, nine games)
58 (1963)

Fewest Penalties, 16-Game Season

82 (2018)
84 (1983)

Most Penalties, Season

148 (1989)

Fewest Penalties, Game

0 (vs. Jacksonville, 12/24/11)

0 (@ Cincinnati, 10/29/72)
0 (@ Buffalo, 11/1/64)
0 (vs. Kansas City, 10/27/63)
0 (vs. Oakland, 12/9/62)

Most Penalties, Game

18 (@ Jacksonville, 1/1/06)

Fewest Yards Penalized, Season (any)

424 (1982, nine games)

Fewest Yards Penalized, 16-Game Season

727 (2018)

773 (2007)

Most Yards Penalized, Season

1,150 (twice, last in 1988)

Most Yards Penalized, Game

212 (vs. Baltimore, 10/10/99)

TEAM RECORDS: DEFENSE

SCORING

Fewest Points Allowed, Season

191 (2000)
199 (1967)
226 (1975)

Most Points Allowed, Season

471 (2012)
460 (1983)
447 (1973)

Fewest Points Allowed, Game

0 (17 times, last vs. Jacksonville, 12/12/21)

Most Points Allowed, Game

61 (twice, last @ Cincinnati, 12/17/89)

Fewest Touchdowns Allowed, Season

18 (1967)

Most Touchdowns Allowed, Season

55 (2012)
55 (2020)
53 (1983)

FIRST DOWNS

Fewest First Downs Allowed, Season

183 (1969)

Most First Downs Allowed, Season

391 (2020)
358 (2012)
357 (2014)
356 (1985)
356 (2010)

Most First Downs Allowed, Game (since 1991)

39 (@ Denver, 12/8/13)
36 (vs. Detroit, 9/23/12)
34 (@ Cincinnati, 12/4/97)
33 (@ Houston, 10/1/17)

Fewest First Downs Allowed, Rushing, Season

62 (2000)

Most First Downs Allowed, Rushing, Season

147 (1972)

Fewest First Downs Allowed, Passing, Season

89 (1976)

Most First Downs Allowed, Passing, Season

247 (2020)
231 (2017)
227 (2016)
214 (2010)
215 (2022)

Fewest First Downs Allowed, Penalty, Season

13 (twice, last in 1969)

Most First Downs Allowed, Penalty, Season

48 (1985)

NET YARDS

Fewest Yards Allowed, Season

3,375 (1968)

Most Yards Allowed, Season

6,372 (2020)
6,155 (1985)

Fewest Yards Allowed, Game

26 (vs. Denver, 9/3/66)

Most Yards Allowed, Game

619 (@ New England, 10/18/09)
584 (@ Cincinnati, 12/17/89)
583 (vs. Detroit, OT, 9/23/12)

Fewest Total Plays Allowed, Season

610 (1982, nine games)
840 (1970)

Most Total Plays Allowed, Season

1,139 (2010)
1,100 (2022)
1,099 (2014)
1,091 (1985)

Fewest Total Plays Allowed, Game

36 (vs. Denver, 9/3/66)

Most Total Plays Allowed, Game

92 (vs. Detroit, OT, 9/23/12)
91 (@ Kansas City, OT, 11/6/22)
91 (@ Philadelphia, 11/19/06)
91 (@ Denver, 12/8/13)
87 (@ Cleveland, 10/2/11)
86 (vs. Washington, 11/21/10)
85 (three times, last @ Cleveland, 11/30/86, OT)

RUSHING

Fewest Yards Allowed, Rushing, Season

1,027 (1960)

Most Yards Allowed, Rushing, Season

2,814 (1985)

Fewest Yards Allowed, Rushing, Game

4 (vs. Buffalo, 11/23/97)
5 (at San Francisco, 12/7/75)
8 (vs. Jacksonville, 12/12/21)
8 (at Boston, 11/25/60)

Most Yards Allowed, Rushing, Game

398 (@ Dallas Texans, 10/1/61)
302 (vs. Kansas City, 10/24/65)

Fewest Touchdowns Allowed, Rushing, Season

5 (1996 and 2017)

Most Touchdowns Allowed, Rushing, Season

27 (1984)

Fewest Attempts Allowed, Rushing, Season

298 (1982, nine games)
356 (2016)
362 (1962)

Most Attempts Allowed, Rushing, Season

596 (1984)

Fewest Attempts Allowed, Rushing, Game

8 (vs. Jacksonville, 12/12/21)
9 (vs. Denver, 12/11/16)
10 (@ Indianapolis, 12/30/07)
11 (vs. Miami, 10/1/89)

Most Attempts Allowed, Rushing, Game

56 (@ Dallas Texans, 10/1/61)

TEAM RECORDS: DEFENSE

PASSING

Fewest Net Yards Allowed, Passing, Season
1,671 (1968)

Most Net Yards Allowed, Passing, Season
4,671 (2022)
4,439 (2020)
4,307 (2016)
4,139 (2009)
4,169 (2021)

Fewest Net Yards Allowed, Passing, Game
-52 (vs. Cincinnati, 10/31/71)
-16 (vs. Chicago, 11/6/77)

Most Net Yards Allowed, Passing, Game
442 (vs. Detroit, OT, 9/23/12)
433 (vs. Kansas City, 11/10/19)
426 (@ New England, 10/18/09)
425 (@ Indianapolis, 12/5/04)
422 (@ Kansas City, OT, 11/6/22)
407 (@ Oakland, 12/22/63)
405 (vs. Buffalo, 10/11/64)

Fewest Touchdowns Allowed, Passing, Season
10 (1967, 2000)

Most Touchdowns Allowed, Passing, Season
36 (2020)
35 (1966)

Fewest Attempts Allowed, Passing, Season
284 (1982, nine games)
324 (1972)

Most Attempts Allowed, Passing, Season
671 (2022)
635 (2016)
630 (2020)
628 (2021)
625 (2010)
605 (2017)
604 (2009)
598 (2019)

Fewest Attempts Allowed, Passing, Game
11 (@ Pittsburgh, 9/11/05)

Most Attempts Allowed, Passing, Game
68 (@ Kansas City, OT, 11/6/22)
61 (@ Cleveland, 10/2/11)
59 (@ Denver, 12/8/13)
57 (@ Pittsburgh, 12/19/93)

Fewest Completions Allowed, Season
158 (1968)

Most Completions Allowed, Season
439 (2022)
423 (2020)
410 (2010)
404 (2009)
395 (2021)
388 (2016)
386 (2019)
374 (2012)

Fewest Completions Allowed, Game
2 (vs. Denver, 9/3/66)

Most Completions Allowed, Game
43 (@ Kansas City, OT, 11/6/22)
43 (vs. Detroit, OT, 9/23/12)
40 (@ Cleveland, 10/2/11)
39 (@ Denver, 12/8/13)
38 (@ New England, 10/18/09)
37 (@ Indianapolis, 11/3/02)
36 (six times, last vs. Chicago, 11/8/20)

SACKS

Most Sacks, Season
55 (2000)
54 (1999)
52 (1993)
51 (1979)

Fewest Sacks, Season
19 (2020)
21 (1966)

Most Sacks, Game
9 vs. N.Y. Titans, 10/14/62
9 vs. Cincinnati, 10/31/71
8 at Arizona, 12/10/17
8 at Indianapolis, 11/26/17
8 at San Diego, 10/17/76
8 at Buffalo, 11/10/85
8 at Cincinnati, 9/12/82

INTERCEPTIONS

Most Interceptions, Season
36 (1963)

Fewest Interceptions, Season
3 (1982, nine games)*
6 (1972)

Most Interceptions, Game
6 (six times, last vs. Atlanta, 12/5/93)

Most Interceptions, Both Teams, Game
13 (Oilers 5, Denver 8, @ Houston, 12/2/62)

Most Yards Returning Interceptions, Season
676 (1962)

Most Yards Returning Interceptions, Game
245 (@ N.Y. Jets, 10/15/67)

Most TDs, Returning Interceptions, Season
7 (1967)

Most TDs, Returning Interceptions, Game
3 (vs. San Diego, 12/19/71)

PUNT RETURNS

Fewest Opponent Punt Returns, Season
20 (2020)
20 (1961)
22 (2021)

23 (1990)

Most Opponent Punt Returns, Season
64 (1979)
60 (twice, last in 1976)

Fewest Yards Allowed, Punt Returns, Season
144 (2005)
160 (2000)
171 (2020)
186 (1990)

Most Yards Allowed, Punt Returns, Season
748 (1979)
668 (1976)

Lowest Average Allowed, Punt Returns, Season
4.5 (2005)
5.3 (1969)

Highest Average Allowed, Punt Returns, Season
13.9 (2002)
13.6 (1961)

Most Touchdowns Allowed, Punt Returns, Season
3 (2002)
2 (1962, 1965 and 2016)

KICKOFF RETURNS

Fewest Opponent Kickoff Returns, Season
21 (2016)
22 (2015)
25 (2018)
26 (1982, nine games)
30 (2011)
31 (2014)
32 (1970, 1986, 2017, 2022)

Most Opponent Kickoff Returns, Season
81 (2003)
78 (1995, 1996)
76 (1999, 2000)
74 (2002)
71 (1990, 1997, 2009)

Fewest Yards Allowed, Kickoff Returns, Season
462 (2016)
564 (1982, nine games)
599 (2015)
648 (2022)
680 (2011)
695 (1986)

Most Yards Allowed, Kickoff Returns, Season
1,714 (2009)
1,675 (1996)
1,596 (1999)
1,587 (2000)
1,528 (1997)

Lowest Average Allowed, Kickoff Returns, Season
15.7 (1992)

TEAM RECORDS: DEFENSE

Highest Average Allowed, Kickoff Returns, Season

27.8	(2018)
27.6	(2014)
27.2	(2015)
26.1	(2012)
25.0	(2008)
24.9	(1985, 2001)

Most Touchdowns Allowed, Kickoff Returns, Season

2	(1966, 1999)
---	--------------

PUNTING

Most Punts Forced, Season

105	(2000)
96	(1976)

Fewest Punts Forced, Season

38	(1982, 9 games)
45	(2020)
56	(1964, 1989)

Most Punts Forced, Game

11	(five times, last vs. Pittsburgh, 11/6/94)
----	--

Fewest Punts Forced, Game

0	5 times (11/12/78 at New England; 11/5/95 at Cleveland; 12/5/04 at Indianapolis; 9/26/10 at N.Y. Giants; 12/27/20 at Green Bay)
---	---

Lowest Punting Average Allowed (Gross), Season

37.1	(1960)
------	--------

* Denotes League Record

ALL-TIME TWO-POINT CONVERSIONS

TITANS

1994 Oilers: 4-7	Run 0-0, Pass 4-7	10/21/01 vs. Det	Steve McNair to Drew Bennett	Good
9/4/94 vs. Ind	Bucky Richardson to Reggie Brown	Good	12/16/01 vs. GB	Steve McNair to Kevin Dyson
	Bucky Richardson to Haywood Jeffries	NG		Steve McNair to Derrick Mason
10/13/94 vs. Cle	Billy Joe Tolliver to Haywood Jeffries	Good		Good
12/11/94 vs. Sea	Billy Joe Tolliver to Haywood Jeffries	Good	2002 Titans: 2-6	Pass 0-2, Run 2-4
	Billy Joe Tolliver to Todd McNair	NG	9/8/02 vs. Phi	Steve McNair run
12/18/94 vs. KC	Billy Joe Tolliver to Webster Slaughter	NG		Eddie George run
12/24/94 vs. NYJ	Bucky Richardson to Haywood Jeffries	Good	9/29/02 vs. Oak	Steve McNair to Derrick Mason
				Steve McNair to Frank Wycheck
1995 Oilers: 2-5	Run 2-3, Pass 0-2			Eddie George Run
10/8/95 vs. Min	Rodney Thomas run	Good	12/1/02 vs. NYG	Steve McNair run
10/22/95 vs. Chi	Chris Chandler run	Good		Good
11/12/95 vs. Cin	Will Furrer to Haywood Jeffries	NG	2003 Titans: 3-4	Pass 1-2, Run 2-2
11/19/95 vs. KC	Rich Camarillo to Bruce Matthews	NG	10/5/03 vs. NE	Steve McNair to Tyrone Calico
12/24/95 vs. Buf	Rodney Thomas run	NG	12/7/03 vs. Ind	Steve McNair Run
				Steve McNair to Derrick Mason
1996 Oilers: 0-0	No Attempts		12/14/03 vs. Buf	Robert Holcombe run
None				Good
1997 Oilers: 2-4	Run 1-3, Pass 1-1		2004 Titans: 1-2	Pass 0-1, Run 1-1
8/31/97 vs. Oak	Eddie George Run	Good	9/26/04 vs. Jax	Steve McNair to Derrick Mason
9/28/97 vs. Pitt	Steve McNair to Frank Wycheck	Good	11/21/04 vs. Jax	Steve McNair run
11/16/97 vs. Jax	Rodney Thomas run	NG		Good
12/14/97 vs. Bal	Steve McNair run	NG	2005 Titans: 0-1	Pass 0-1, Run 0-0
			10/30/05 vs. Oak	Steve McNair to Chris Brown
1998 Oilers: 1-4	Pass 0-0, Run 1-4			NG
9/27/98 vs. Jax	Eddie George run	NG	2006 Titans: 3-3	Run 2-2, Pass 1-1
10/11/98 vs. Bal	Eddie George run	NG	9/10/06 vs. NYJ	Travis Henry run
11/29/98 vs. Sea	Eddie George run	NG		Kerry Collins pass to Drew Bennett
12/20/98 vs. GB	Eddie George run	Good	10/1/06 vs. Dal	Vince Young run
				Good
1999 Titans: 1-3	Pass 1-1, Run 0-2		2007 Titans: 0-0	No Attempts
10/3/99 vs. SF	Eddie George run	NG	None	
11/28/99 vs. Cle	Frank Wycheck run	NG	2008 Titans: 1-1	Run 0-0, Pass 1-1
12/5/99 vs. Bal	Steve McNair to Jackie Harris	Good	10/27/08 vs. Ind	Kerry Collins pass to Ahmard Hall
				Good
2000 Titans: 0-0	No Attempts		2009 Titans: 1-2	Run 1-1, Pass 0-1
None			10/4/09 at Jax	Kerry Collins pass to Nate Washington
2001 Titans: 3-4	Pass 3-4, Run 0-0			Chris Johnson run
10/14/01 vs. TB	Steve McNair to Kevin Dyson	Good		Good

ALL-TIME TWO-POINT CONVERSIONS

TITANS

2010 Titans: 1-2 **Run 0-0, Pass 1-2**
 9/19/10 vs. Pit Kerry Collins pass to Kenny Britt Good
 10/31/10 at SD Vince Young pass incomplete to Chris Johnson NG

2011 Titans: 0-0 **No Attempts**
 None

2012 Titans: 1-1 **Run 0-0, Pass 1-1**
 11/4/12 vs. Chi Matt Hasselbeck pass to Kenny Britt Good

2013 Titans: 0-0 **No Attempts**
 None

2014 Titans: 0-1 **Run 0-1, Pass 0-0**
 10/26/14 vs. Hou Leon Washington run NG

2015 Titans: 3-5 **Run 0-1, Pass 3-4**
 9/27/15 vs. Ind Jalston Fowler run NG
 11/8/15 at NO Marcus Mariota pass to Delanie Walker Good
 11/29/15 vs. Oak Marcus Mariota pass to Dorial Green-Beckham Good
 12/13/15 at N.Y. Jets Marcus Mariota pass to Dexter McCluster Good
 12/27/15 vs. Hou Zach Mettenberger pass to Anthony Fasano NG

2016 Titans: 0-5 **Run 0-0, Pass 0-5**
 9/11/16 vs. Min Marcus Mariota pass to DeMarco Murray NG
 9/18/16 at Det Marcus Mariota sacked NG
 10/23/16 vs. Ind Aborted play, Brett Kern pass to Ryan Succop NG
 11/13/16 vs. GB Marcus Mariota pass to Rishard Matthews NG
 12/18/16 at KC Marcus Mariota pass incomplete NG

2017 Titans: 0-0 **Run 0-0, Pass 0-0**
 None

2018 Titans: 0-1 **Run 0-0, Pass 0-1**
 10/21/18 at LAC Marcus Mariota pass to Taywan Taylor NG

2019 Titans: 1-2 **Run 1-1, Pass 0-1**
 11/3/19 at Car Ryan Tannehill pass to Adam Humphries NG
 11/10/19 vs. KC Ryan Tannehill run Good

2020 Titans: 4-7 **Run 3-4, Pass 1-3**
 9/27/20 at Min Ryan Tannehill pass to Jonnu Smith NG
 10/18/20 vs. Hou Ryan Tannehill pass to Nick Westbrook-Ikhine Good
 11/1/20 at Cin Brett Kern pass intercepted by Josh Byner NG
 11/22/20 at Bal Ryan Tannehill run Good
 12/6/20 vs. Cle Derrick Henry run NG
 Ryan Tannehill run Good
 12/20/20 vs. Det Derrick Henry run Good

2021 Titans: 2-2 **Run 1-1, Pass 1-1**
 9/26/21 vs. Ind Derrick Henry run Good
 10/3/21 at NYJ Ryan Tannehill pass to MyCole Pruitt Good

2022 Titans: 1-1 **Run 0-0, Pass 1-1**
 12/11/22 vs. Jax Ryan Tannehill pass to Chig Okonkwo Good

2023 Titans: 0-0 **No Attempts**

Titans Overall Two-Point Statistics: 37-73 (50.7%)

OPPONENTS

1994 Opponents: 2-2 **Run 2-2, Pass 0-0**
 10/13/94 vs. Cle Tom Tupa Run Good
 12/4/94 vs. Ari Ronald Moore Run Good

1995 Opponents: 0-2 **Run 0-0, Pass 0-2**
 11/26/95 vs. Den John Elway to Shannon Sharpe NG
 12/17/95 vs. NYJ Boomer Esiason to Fred Baxter NG

1996 Opponents: 1-3 **Run 1-1, Pass 0-2**
 9/15/96 vs. Bal Vinny Testaverde pass NG
 11/10/96 at NO Michael Haynes run Good
 10/13/96 at Atl Bobby Hebert pass to Roell Preston NG

1997 Opponents: 0-1 **Run 0-0, Pass 0-1**
 10/5/97 vs. Sea Rick Tuten (kicking form.) bad snap, inc. pass NG

1998 Opponents: 4-5 **Run 0-0, Pass 4-5**
 11/1/98 vs. Pit Kordell Stewart to Charles Johnson Good
 Mike Tomczak to Charles Johnson Good
 Mike Tomczak to Will Blackwell Good
 11/8/98 vs. TB Trent Dilfer to Bert Emanuel NG
 12/26/98 vs. Min Randall Cunningham to Randy Moss Good

1999 Opponents: 4-6 **Run 0-1, Pass 4-5**
 9/12/99 vs. Cin Jeff Blake to Willie Jackson Good
 Ki-Jana Carter run NG
 Jeff Blake to Brian Milne Good
 9/19/99 vs. Cle Tim Couch Pass incomplete NG
 10/17/99 vs. NO B.J. Tolliver to Brett Bech Good
 1/2/00 vs. Pit Mike Tomczak to Hines Ward Good

2000 Opponents: 0-0 **No Attempts**
 None

2001 Opponents: 1-2 **Run 1-1, Pass 0-1**
 10/7/01 vs. Bal Elvis Grbac to Brandon Stokley NG
 12/2/01 vs. Cle Jamel White run Good

2002 Opponents: 3-4 **Run 0-0, Pass 3-4**
 11/3/02 vs. Ind Peyton Manning to Marvin Harrison Good
 11/17/02 vs. Pit Kordell Stewart to Dan Kreider Good
 Antwaan Randle El to Hines Ward Good
 12/1/02 vs. NYG Kerry Collins to Jeremy Shockey NG

2003 Opponents: 0-1 **Run 0-0, Pass 0-1**
 12/14/03 vs. Buf Drew Bledsoe to Bernard Shaw NG

2004 Opponents: 1-2 **Run 0-0, Pass 1-2**
 9/26/04 vs. Jax Byron Leftwich to Reggie Williams Good
 1/2/05 vs. Det Joey Harrington to Roy Williams NG

2005 Opponents: 2-2 **Run 0-0, Pass 2-2**
 10/11/05 vs. Hou David Carr to Corey Bradford Good
 11/27/05 vs. SF Ken Dorsey to Terry Jackson Good

2006 Opponents: 1-2 **Run 0-0, Pass 1-2**
 10/22/06 at Was Mark Brunell to Santana Moss Good
 10/29/06 vs. Hou Sage Rosenfels to Andre Johnson NG

2007 Opponents: 1-1 **Run 0-0, Pass 1-1**
 10/21/07 at Hou Sage Rosenfels to Andre Davis Good

ALL-TIME TWO-POINT CONVERSIONS**OPPONENTS**

2008 Opponents: 0-1	Run 0-1, Pass 0-0	2019 Opponents: 2-4	Run 0-0, Pass 2-4
9/21/08 vs. Hou	Aborted kick, Matt Turk run NG	10/27/19 vs. TB	Jameis Winston pass incomplete NG Jameis Winston pass to Chris Godwin Good
2009 Opponents: 1-1	Run 1-1, Pass 0-0	11/24/19 vs. Jax	Nick Foles pass to DJ Chark Good Nick Foles pass incomplete NG
9/20/09 vs. Mia	Ricky Williams run Good	2020 Opponents: 1-8	Run 0-2, Pass 1-6
2010 Opponents: 0-2	Run 0-2, Pass 0-0	9/27/20 at Min	Kirk Cousins pass to Adam Thielen NG
10/31/10 at SD	Aborted kick, Kris Brown run NG	10/13/20 vs. Buf	Josh Allen pass to Cole Beasley NG
11/14/10 at Mia	Ronnie Brown run NG	10/18/20 vs. Hou	Deshaun Watson pass to Randall Cobb NG
2011 Opponents: 0-2	Run 0-2, Pass 0-0	11/22/20 at Bal	Lamar Jackson pass to J.K. Dobbins Good
12/11/11 vs. NO	Pierre Thomas run NG	11/29/20 at Ind	Jacoby Brissett run NG Philip Rivers pass to Zach Pascal NG
1/1/12 at Hou	Snap over Jake Delhomme's head, rec. by Ten. NG	12/27/20 at GB	Aaron Jones run NG
2012 Opponents: 1-2	Run 0-0, Pass 1-2	1/3/21 at Hou	Deshaun Watson pass to Chad Hansen NG
9/23/12 vs. Det	Matthew Stafford pass to Nate Burleson Good	2021 Opponents: 2-4	Run 0-0, Pass 2-4
12/30/12 vs. Jax	Chad Henne pass incomplete NG	10/10/21 at Jax	Trevor Lawrence pass to Jamal Agnew NG
2013 Opponents: 1-1	Run 1-1, Pass 0-0	10/18/21 vs Buf	Dawson Knox pass to Josh Allen Good
9/15/13 at Hou	Arian Foster run Good	11/14/21 vs NO	Trevor Siemian pass to Mark Ingram II NG
2014 Opponents: 0-1	Run 0-0, Pass 0-0	1/9/22 at Hou	Davis Mills pass to Danny Amendola Good
12/14/14 vs. NYJ	Geno Smith pass incomplete NG	2022 Opponents: 3-7	Run 1-2, Pass 2-5
2015 Opponents: 0-1	Run 0-0, Pass 0-1	9/11/22 vs NYG	Jamie Gillan run NG Daniel Jones pass to Saquon Barkley Good
12/6/15 vs. Jax	Blake Bortles pass incomplete NG	9/25/22 vs LV	Derek Carr pass to Darren Waller NG
2016 Opponents: 1-3	Run 1-2, Pass 0-1	11/6/22 at KC	Patrick Mahomes run Good
10/16/16 vs. Cle	Cody Kessler pass incomplete NG	11/17/22 at KC	Aaron Rodgers pass to Aaron Jones Good
10/27/16 vs. Jax	Blake Bortles run Good	12/11/22 vs. Jax	Trevor Lawrence pass to Christian Kirk NG
11/13/16 vs. GB	James Starks run NG	12/24/22 vs. Hou	Davis Mills pass to Amari Rodgers NG
2017 Opponents: 0-2	Run 0-0, Pass 0-2	2023 Opponents: 0-0	No Attempts
9/17/17 at Jax	Blake Bortles pass incomplete NG	None	
9/24/17 vs. Sea	Russell Wilson pass incomplete NG	Opponents Overall Statistics: 32-72 (44.4%)	
2018 Opponents: 0-0	No Attempts		
None			

ALL-TIME SHUTOUTS**ALL-TIME DEFENSIVE SHUTOUTS**

Date	Opponent	Score
9/9/61	Oakland	55-0
9/10/66	Oakland	31-0
10/16/66	New York	24-0
10/13/68	at Boston	16-0
9/21/75	at New England	7-0
9/12/76	Tampa Bay	20-0
9/18/77	NY Jets	20-0
11/6/77	Chicago	47-0
12/4/80	Pittsburgh	6-0
10/22/89	Pittsburgh	27-0
9/27/92	San Diego	27-0
9/12/93	Kansas City	30-0
1/2/94	NY Jets	24-0
12/17/00	at Cleveland	24-0
12/25/00	Dallas	31-0
12/16/18	at NY Giants	17-0
12/12/21	Jacksonville	20-0

ALL-TIME OPPONENT SHUTOUTS

Date	Opponent	Score
12/4/60	at Dallas	0-24
12/1/63	at San Diego	0-27
10/12/69	at Kansas City	0-24
11/2/69	at Boston	0-24
11/1/70	at St. Louis	0-44
9/19/71	at Cleveland	0-31
10/9/72	Oakland	0-34
11/5/72	at Cleveland	0-20
11/25/73	New England	0-32
11/24/74	Dallas	0-10
12/11/76	Pittsburgh	0-21
9/22/85	at Pittsburgh	0-20
11/10/85	at Buffalo	0-20
12/7/86	at San Diego	0-27
11/26/89	at Kansas City	0-34
11/7/99	at Miami	0-17
12/28/08	at Indianapolis	0-23
10/18/09	at New England	0-59
11/28/10	at Houston	0-20
10/14/18	Baltimore	0-21
10/13/19	at Denver	0-16

GAME-WINNING FIELD GOALS

The franchise has totaled 53 game-winning field goals since 1960, including three playoff game winners. **Rob Bironas** leads the franchise with 11 game-winning field goals, followed by the 10 by former Oiler/Titan **Al Del Greco** (1991-00). Bironas' 60-yard field goal vs. Indianapolis (12/3/06) ranks as the longest game-winning field goal in franchise history. A game-winning field goal is defined as one that was the final score of the game and gave the kicker's team the lead at any time in the fourth quarter or overtime.

Date	Opp.	Kicker	Length	Final Score	Date	Opp.	Kicker	Length	Final Score
10/24/65	Kansas City	Spikes	15	38-36	10/15/06	at Washington	Bironas	30	25-22
10/31/65	at Buffalo	Blanda	8	19-17	11/26/06	N.Y. Giants	Bironas	49	24-21
10/26/69	Denver	Gerela	22	24-21	12/3/06	Indianapolis	Bironas	60	20-17
12/1/74	at Pittsburgh	Butler	34	13-10	12/24/06	at Buffalo	Bironas	30	30-29
9/17/78	San Francisco	Fritsch	19	20-19	10/21/07	at Houston	Bironas	29	38-36
10/1/78	at Cleveland	Fritsch	19	16-13	11/2/08	Green Bay	Bironas	41	19-16*
9/23/79	at Cincinnati	Fritsch	29	30-27*	11/23/09	at Houston	Bironas	53	20-17
10/28/79	N.Y. Jets	Fritsch	35	27-24*	12/20/09	Miami	Bironas	46	27-24*
9/28/80	at Cincinnati	Fritsch	29	13-10	9/23/12	Detroit	Bironas	26	44-41*
12/2/84	Pittsburgh	Cooper	30	23-20*	10/11/12	Pittsburgh	Bironas	40	26-23
11/3/85	Kansas City	Zendejas	38	23-20	12/18/16	at Kansas City	Succop	53	19-17
11/24/85	San Diego	Zendejas	51	37-35	10/22/17	at Cleveland	Succop	47	12-9*
1/3/88	Seattle	Zendejas	42	23-20*	9/16/18	Houston	Succop	31	20-17
9/4/88	at Indianapolis	Zendejas	35	17-14*	9/23/18	at Jacksonville	Succop	28	9-6
11/13/89	Cincinnati	Zendejas	28	26-24	9/14/20	at Denver	Gostkowski	25	16-14
11/10/91	Dallas	Del Greco	23	26-23*	9/20/20	Jacksonville	Gostkowski	49	33-30
9/20/92	Kansas City	Del Greco	39	23-20*	9/27/20	at Minnesota	Gostkowski	55	31-30
12/12/93	Cleveland	Del Greco	25	19-17	1/3/21	at Houston	Sloman	37	41-38
10/6/96	at Cincinnati	Del Greco	49	30-27*	9/19/21	at Seattle	Bullock	36	33-30*
8/31/97	Oakland	Del Greco	33	24-21*	10/31/21	at Indianapolis	Bullock	44	34-31*
12/13/98	at Jacksonville	Del Greco	41	16-13	12/23/21	San Francisco	Bullock	44	20-17
9/12/99	Cincinnati	Del Greco	33	36-35					
9/10/00	Kansas City	Del Greco	36	17-14*					
11/5/00	Pittsburgh	Del Greco	29	9-7					
12/3/00	at Philadelphia	Del Greco	50	15-13					
10/14/01	Tampa Bay	Nedney	49	31-28*					
10/21/01	at Detroit	Nedney	46	27-24					
12/22/01	at Oakland	Nedney	21	13-10					
12/01/02	at N.Y. Giants	Nedney	38	32-29*					
1/11/03	Pittsburgh	Nedney	26	34-31*					
1/3/04	at Baltimore	Anderson	46	20-17					
12/11/05	Houston	Bironas	21	13-10					

*Overtime games
Playoff games in **bold**

ALL-TIME RETURN TOUCHDOWNS

INTERCEPTION RETURN TOUCHDOWNS

Yards	Player	Date	Opp	Result
99	Cortland Finnegan	9/21/2008	Hou	W, 31-12
98	Darryll Lewis	10/22/1995	@ Chi	L, 32-35
97	Jordan Babineaux	10/2/2011	@ Cle	W, 31-13
95	Willie Alexander	9/25/1977	@ GB	W, 16-10
95	Pete Jaquess	9/19/1964	Oak	W, 42-28
90	Mark Johnston	10/27/1963	KC	W, 28-7
87	Perry Phenix	11/12/2000	Bal	L, 23-24
83	Michael Griffin	12/21/2008	Pit	W, 31-14
83	Adam Jones	12/17/2006	Jax	W, 24-17
81	Samari Rolle	10/30/2000	@ Was	W, 27-21
79	Zach Brown	12/30/2012	Jax	W, 38-20
76	Andrew Adams	10/23/2022	Ind	W, 19-10
76	Vincent Fuller	10/7/2007	Atl	W, 20-13
75	Vernon Perry	1/6/1980	@ Pit *	L, 13-27
73	Eugene Seale	10/4/1987	@ Den	W, 40-10
66	Ken Houston	9/14/1968	@ Mia	W, 24-10
62	Blaine Bishop	11/5/1995	@ Cle	W, 37-10
62	Miller Farr	11/26/1967	NE	W, 27-6
61	Chris Hope	12/17/2006	Jax	W, 24-17
61	Vincent Fuller	9/24/2007	@ NO	W, 31-14
60	Rocky Boiman	9/28/2003	@ Pit	W, 30-13
58	Bubba McDowell	1/3/1993	@ Buf *	L, 38-41
56	Malcolm Butler	12/22/2018	Was	W, 25-16
52	Lamar Lathon	9/8/1991	@ Cin	W, 30-7
52	Miller Farr	12/7/1968	Buf	W, 35-6
52	Reynaldo Hill	10/30/2005	Oak	L, 25-34

Yards	Player	Date	Opp	Result
51	Andre Dyson	10/12/2003	Hou	W, 38-17
51	Ken Houston	10/5/1969	Buf	W, 28-14
51	Miller Farr	10/15/1967	@ NYJ	T, 28-28
51	Zeke Moore	10/20/1969	@ NYJ	L, 17-26
49	Eddie Robinson	11/12/1995	Cin	L, 25-32
49	Colin McCarthy	11/11/2012	@ Mia	W, 37-3
48	Ken Houston	10/31/1971	Cin	W, 10-6
47	Darryll Lewis	9/19/1993	@ SD	L, 17-18
47	Darryll Lewis	11/2/1997	Jax	L, 24-30
45	Benny Nelson	9/19/1964	Oak	W, 42-28
45	Vincent Fuller	12/13/2009	STL	W, 47-7
44	Steve Brown	9/4/1988	@ Ind	W, 17-14
43	Ken Houston	10/15/1967	@ NYJ	T, 28-28
42	Donald Mitchell	10/17/1999	@ NO	W, 24-21
41	Cortland Finnegan	10/24/2010	Phi	W, 37-19
40	Will Witherspoon	12/9/2012	@ Ind	L, 23-27
40	Larry Carwell	11/17/1968	Den	W, 38-17
40	Miller Farr	12/7/1968	Buf	W, 35-6
39	Denard Walker	10/26/1997	@ Ari	W, 41-14
39	Cortland Finnegan	11/8/2009	@ SF	W, 34-27
39	Miller Farr	10/1/1967	Den	W, 10-6
38	Malcolm Butler	9/8/2019	@ Cle	W, 43-13
38	Bo Orlando	12/19/1993	@ Pit	W, 26-17
37	Lamont Thompson	9/11/2004	@ Mia	W, 17-7
36	Cris Dishman	12/4/1994	Ari	L, 12-30
36	Darryll Lewis	9/29/1996	@ Pit	L, 16-30
36	Domingo Bryant	12/18/1988	@ Cle	L, 23-28
35	Ken Houston	12/19/1971	SD	W, 49-33

ALL-TIME RETURN TOUCHDOWNS

Yards	Player	Date	Opp	Result
34	J.C. Wilson	9/30/1979	Cle	W, 31-10
33	Darryll Lewis	10/20/1991	@ Mia	W, 17-13
32	Peter Sirmon	12/22/2002	@ Jax	W, 28-10
31	Roderick Hood	11/15/2009	Buf	W, 41-17
31	Gene Babb	11/11/1962	@ Oak	W, 28-20
30	Zach Brown	12/30/2012	Jax	W, 38-20
30	Richard Johnson	10/14/1990	Cin	W, 48-17
30	Ken Houston	12/23/1967	@ Mia	W, 41-10
29	Ken Houston	12/19/1971	SD	W, 49-33
28	Don Floyd	12/2/1962	Den	W, 34-17
27	Lonnie Marts	11/1/1998	@ Pit	W, 41-31
26	Coty Sensabaugh	9/13/2015	@ TB	W, 42-14
26	Vincent Fuller	11/15/2009	Buf	W, 41-17
26	Bubba McDowell	12/7/1992	Chi	W, 24-7
25	Bob Atkins	12/19/1971	SD	W, 49-33
24	Kevin Byard	11/7/2021	@LAR	W, 28-16
24	Randall Godfrey	10/22/2000	@ Bal	W, 14-6
24	Rich Coady	12/16/2002	NE	W, 24-7
23	Jim Norton	10/22/1967	@ KC	W, 24-19
23	Marqueston Huff	12/7/2014	NYG	L, 7-36
23	Alterraun Verner	9/15/2013	@ Hou	L, 24-30
22	Ken Houston	12/15/1968	NE	W, 45-17
22	Zeke Moore	11/3/1974	@ NYJ	W, 27-22
22	Steve Jackson	10/17/1993	@ NE	W, 28-14
22	Jayon Brown	12/30/2018	Ind	L, 17-33
21	Brad Kassell	9/18/2005	Bal	W, 25-10
20	Chuck Cecil	10/8/1995	@ Min	L, 17-23
17	Ken Houston	12/12/1971	@ Buf	W, 20-14
17	Johnny Baker	9/27/1964	@ Den	W, 38-17
16	Andre Dyson	9/22/2002	Cle	L, 28-31
15	Fred Glick	9/14/1963	Den	W, 20-14
15	Dave Ball	11/27/2008	@ Det	W, 47-10
11	Andre Dyson	11/9/2003	Mia	W, 31-7
9	Logan Ryan	1/4/20	@ NE*	W, 20-14
8	Keith Bulluck	12/25/2000	Dal	W, 31-0
2	Elijah Molden	10/31/2021	@ Ind	W, 34-31
1	Joe Bowden	11/8/1998	@ TB	W, 31-22

* Postseason

FUMBLE RETURN TOUCHDOWNS

Yards	Player	Date	Opp	Result
96	C.L. Whittington	10/3/1976	@ NO	W, 31-26
93	Robert Lyles	10/19/1986	@ Cin	L, 28-31
92	Cortland Finnegan	12/17/2006	Jax	W, 24-17
83	Denard Walker	1/2/2000	@ Pit	W, 47-36
80	Marcus Robertson	9/5/1993	@ NO	L, 21-33
77	Jason McCourty	10/13/2013	@ Sea	L, 13-20
72	Alterraun Verner	9/23/2012	Det	W, 44-41
72	Terry Kinard	12/9/1990	Cle	W, 58-14
70	Al Smith	12/8/1991	Pit	W, 31-6
68	Ken Houston	9/26/1971	KC	L, 16-20
66	Zeke Moore	11/13/1977	@ Oak	L, 29-34
63	Desmond King II	11/8/2020	Chi	W, 24-17
62	Jason McCourty	11/30/2014	@ Hou	L, 21-45
61	Keith Bulluck	11/3/2002	@ Ind	W, 23-15
61	Samari Rolle	12/21/2003	@ Hou	W, 27-24
58	Cris Dishman	9/12/1993	KC	W, 30-0
55	Robert Lyles	12/6/1987	SD	W, 33-18
53	Rashaan Evans	11/10/2019	KC	W, 35-32
48	Willie Germany	9/21/1975	@ NE	W, 7-0
46	Jayon Brown	12/8/2019	@ Oak	W, 42-21
43	John Corker	12/14/1980	@ GB	W, 22-3
42	Marcus Robertson	11/27/1997	@ Dal	W, 27-14
41	Johnny Peacock	12/20/1970	@ Dal	L, 10-52
40	Tony Brown	10/29/2006	Hou	W, 28-22
39	Keith Bulluck	1/2/2005	Det	W, 24-19
38	Curley Culp	9/28/1975	SD	W, 33-17
38	Elvin Bethea	10/27/1974	@ Cin	W, 34-21
38	Tom Domres	11/16/1969	@ Den	T, 20-20

Yards	Player	Date	Opp	Result
34	Gregg Bingham	11/6/1977	Chi	W, 47-0
32	Keith Bulluck	10/19/2003	@ Car	W, 37-17
30	Kevin Byard	10/10/2021	@ Jax	W, 37-19
30	Henry Ford	12/25/2000	Dal	W, 31-0
27	Marcus Robertson	11/23/1997	Buf	W, 31-14
27	Antwan Odom	11/20/2005	Jax	L, 28-31
27	Johnny Peacock	12/6/1969	NYJ	L, 26-34
25	Antwan Odom	9/25/2005	@ STL	L, 27-31
25	Keith Bostic	11/25/1984	@ Cle	L, 10-27
20	Jesse Baker	10/14/1979	@ Bal	W, 28-16
19	Garland Boyette	11/28/1971	Cle	L, 24-37
19	Cris Dishman	10/6/1991	Den	W, 42-14
19	Mike Dumas	9/1/1991	Oak	W, 47-17
16	Keith Bulluck	11/19/2006	@ Phi	W, 31-13
15	Johnny Meads	9/6/1992	Pit	L, 24-29
14	Jevon Kearse	1/2/2000	@ Pit	W, 47-36
14	Bobby Myers	9/9/2001	Mia	L, 23-31
12	Doug Cline	11/12/1961	NE	W, 27-15
12	Joe Bowden	10/18/1998	Cin	W, 44-14
10	William Fuller	11/26/1992	@ Det	W, 24-21
8#	Mike Munchak	9/14/1986	Cle	L, 20-23
8	Ray Childress	11/1/1992	@ Pit	L, 20-21
7	Doug Cline	9/10/1966	Oak	W, 31-0
5	Greg Stemmick	10/9/1977	Pit	W, 27-10
4	Wesley Woodyard	12/24/2017	LAR	L, 23-27
3#	MyCole Pruitt	12/6/2020	Cle	L, 35-41
3	Wesley Woodyard	12/6/2015	Jax	W, 42-39
0#	Treyton Burks	11/27/2022	Cin	L, 16-20
0#	Anthony Firkser	11/21/2021	Hou	L, 13-22
0	DaQuan Jones	1/1/2017	Hou	W, 24-17
0	Karl Klug	9/29/2013	NYJ	W, 38-13
0#	Erron Kinney	12/28/2003	TB	W, 33-13
0	Michael Roan	11/15/1998	Pit	W, 23-14
0	Ray Childress	12/5/1993	Atl	W, 33-17
0	Jeff Donaldson	9/21/1986	@ KC	L, 13-27
0	Mike Reinfeldt	9/19/1982	Sea	W, 23-21
0	Doug Cline	11/26/1961	Den	W, 45-14

Own fumble recovery (all others opponent fumble recoveries)

PUNT RETURN TOUCHDOWNS

Yards	Player	Date	Opp	Result
90	Adam Jones	11/19/2006	@ Phi	W, 31-13
87	Billy Johnson	10/16/1977	Cle	L, 23-24
87	Marc Mariani	11/21/2010	Was	L, 16-19
83	Billy Johnson	11/16/1975	Mia	W, 20-19
82	Bobby Jancik	12/20/1964	Den	W, 34-15
81	Adam Jones	12/31/2006	NE	L, 23-40
81	Darius Reynaud	12/30/2012	Jax	W, 38-20
79	Marc Mariani	11/13/2011	@ Car	W, 30-3
78	Ernest Givins	12/11/1994	Sea	L, 14-16
72	Billy Johnson	12/11/1977	@ Cle	W, 19-15
69	Darius Reynaud	12/30/2012	Jax	W, 38-20
69	Ronnie Coleman	10/24/1976	Cin	L, 7-27
69	Derrick Mason	10/30/2000	@ Was	W, 27-21
65	Tommie Campbell	9/23/2012	Det	W, 44-41
65	Derrick Mason	11/28/1999	@ Cle	W, 33-21
63	Billy Johnson	10/5/1975	Cin	L, 19-21
58	Justin McCareins	11/23/2003	@ Atl	W, 38-31
53	Adam Jones	10/29/2006	Hou	W, 28-22
52	Billy Johnson	10/26/1975	Det	W, 24-8
52	Adam Jones	12/11/2005	Hou	W, 13-10
23	Don Floyd	12/13/1964	NYJ	W, 33-17

KICKOFF RETURN TOUCHDOWNS

Yards	Player	Date	Opp	Result
105	Darius Reynaud	9/23/2012	Det	W, 44-41
104	Ken Hall	10/23/1960	@ NYJ	W, 42-28

ALL-TIME RETURN TOUCHDOWNS

Yards	Player	Date	Opp	Result
103	Bob Gresham	9/23/1973	@ Cin	L, 10-24
101	Derrick Mason	11/18/2001	@ Cin	W, 20-7
98	Marc Mariani	10/3/2010	Den	L, 20-26
97	Carl Roaches	9/18/1983	Pit	L, 28-40
96	Carl Roaches	10/4/1981	Cin	W, 17-10
95	Willie Tullis	9/6/1981	@ LAR	W, 27-20
94	Darius Jennings	9/9/2018	@ Mia	L, 20-27
93	Steve Brown	12/11/1983	Cle	W, 34-27
93	Ode Burrell	11/29/1964	NE	L, 17-34
92	Zeke Moore	10/22/1967	@ KC	W, 24-19
90	Lorenzo White	12/4/1988	Pit	L, 34-37
88	Billy Cannon	12/18/1960	NE	W, 37-21
84	Tommie Campbell	11/27/2011	TB	W, 23-17
81	Billy Johnson	10/12/1975	@ Cle	W, 40-10
80	Derrick Mason	1/23/2000	@ Jax *	W, 33-14
75	Billy Johnson	11/6/1977	Chi	W, 47-0
75	Kevin Dyson	1/8/2000	Buf *	W, 22-16
42	A.J. Brown	11/29/2020	@ Ind	W, 45-26

* Postseason

BLOCKED PUNTS RETURNED FOR TOUCHDOWNS

Yards	Player	Date	Opp	Result
26	Donald Mitchell	10/7/2001	@ Bal	L, 7-26
20	Mike Akiu	10/27/1985	@ STL	W, 20-10
14	Larry Eaglin	10/7/1973	LAR	L, 26-31
10	Cris Dishman	10/2/1988	@ Phi	L, 23-32
7	Cris Dishman	9/24/1989	Buf	L, 41-47

Yards	Player	Date	Opp	Result
0	Norm Evans	11/28/1965	@ KC	L, 21-52
0	Larry Onesti	12/18/1965	@ NE	L, 14-42
0	Ward Walsh	10/15/1972	@ Pit	L, 7-24
0	Eugene Seale	11/13/1989	Cin	W, 26-24
0	Bubba McDowell	10/6/1991	Den	W, 42-14
0	Keith Bulluck	9/14/2008	@ Cin	W, 24-7
0	Patrick Bailey	10/30/2011	Ind	W, 27-10

BLOCKED/MISSED FIELD GOALS RETURNED FOR TOUCHDOWNS

Yards	Player	Date	Opp	Result
71	Ken Houston	10/15/1967	@ NYJ	T, 28-28
69	Donald Mitchell	10/21/2001	@ Det	W, 27-24
63	Tye Smith	12/1/2019	@ Ind	W, 31-17
62	Mark Johnston	11/26/1961	Den	W, 45-14
58	Tony Banfield	12/9/1962	Oak	W, 32-17

TOP PERFORMANCES: 100-YARD RUSHING GAMES

Yards	Player	Date	Opp	Att	Avg	TD
250	Derrick Henry	01/03/21	Hou	34	7.4	2
238	Derrick Henry	12/06/18	Jac	17	14.0	4
228	Chris Johnson	11/01/09	Jac	24	9.5	2
219	Derrick Henry	10/30/22	Hou	32	6.8	2
216	Billy Cannon	12/10/61	NYT	25	8.6	3
216	Eddie George	08/31/97	Oak	35	6.2	1
215	Derrick Henry	12/13/20	Jax	26	8.3	2
212	Derrick Henry	10/18/20	Hou	22	9.6	2
211	Derrick Henry	12/29/19	Hou	32	6.6	3
206	Earl Campbell	11/16/80	Chi	31	6.6	0
203	Earl Campbell	10/19/80	TB	33	6.2	0
203	Earl Campbell	12/21/80	Min	29	7.0	1
202	Earl Campbell	10/26/80	Cin	27	7.5	2
199	Earl Campbell	11/20/78	Mia	28	7.1	4
199	Eddie George	12/09/99	Oak	28	7.1	2
197	Chris Johnson	09/20/09	Hou	16	12.3	2
195	Earl Campbell	11/22/79	Dal	33	5.9	2
195	Chris Johnson	10/21/12	Buf	18	10.8	2
194	Gary Brown	11/21/93	Cle	34	5.7	1
190	Chris Johnson	11/27/11	TB	23	8.3	0
188	Derrick Henry	11/10/19	KC	23	8.2	2
186	Earl Campbell	10/11/81	Sea	39	4.8	2
183	Hoyle Granger	12/04/66	SD	19	9.6	0
182	Earl Campbell	10/04/81	Cin	37	4.9	1
182	Derrick Henry	09/19/21	Sea	35	5.2	3
181	Earl Campbell	12/14/80	GB	36	5.0	2
181	Eddie George	10/08/00	Cin	36	5.0	1
179	Sid Blanks	12/13/64	NYJ	21	8.5	3
178	Earl Campbell	10/12/80	KC	38	4.7	1
178	Derrick Henry	11/29/20	Ind	27	6.6	3
178	Travis Henry	10/15/06	Was	32	5.6	1
176	Eddie George	12/17/00	Cle	34	5.2	3
175	Chris Brown	09/09/07	Jac	19	9.2	0

Yards	Player	Date	Opp	Att	Avg	TD
170	Derrick Henry	12/16/18	NYG	33	5.2	2
168	Chris Johnson	10/19/08	KC	18	9.3	1
167	Eddie George	10/16/00	Jac	29	5.8	1
166	Gary Brown	11/14/93	Cin	26	6.4	1
166	Earl Campbell	09/02/79	Was	32	5.2	2
160	Hoyle Granger	12/23/67	Mia	21	7.6	1
159	Derrick Henry	11/24/19	Jax	19	8.5	2
158	Earl Campbell	09/23/79	Cin	34	4.6	1
157	Earl Campbell	11/02/80	Den	36	4.4	2
157	Derrick Henry	10/03/21	NYJ	33	4.8	1
156	Lorenzo White	11/21/94	NYG	27	5.8	0
155	Eddie George	10/17/99	NO	28	5.5	0
154	Chris Johnson	11/29/09	Ari	18	8.6	1
153	Eddie George	11/01/98	Pit	34	4.5	1
153	Chris Johnson	12/04/11	Buf	23	6.7	2
152	Chris Brown	09/19/04	Ind	26	5.8	1
152	Eddie George	10/06/96	Cin	26	5.8	1
151	Chris Johnson	11/23/09	Hou	29	5.2	0
150	Chris Johnson	11/03/13	StL	23	6.5	2
150	Mike Rozier	09/20/87	Buf	29	5.2	1
149	Derrick Henry	12/01/19	Ind	26	5.7	1
149	Earl Campbell	10/14/79	Bal	22	6.8	3
149	Rob Carpenter	11/27/77	KC	14	10.6	0
149	LenDale White	10/19/08	KC	17	8.8	3
149	Lorenzo White	10/11/92	Cin	25	6.0	0
148	Chris Brown	10/11/04	GB	27	5.5	2
147	Chris Brown	10/31/04	Cin	32	4.6	1
147	Derrick Henry	12/20/20	Det	24	6.1	1
145	Billy Cannon	12/17/61	Oak	21	6.9	1
144	Allen Pinkett	09/01/91	LAA	26	5.5	1
144	Mike Rozier	10/25/87	Atl	29	5.0	1
143	Joe Dawkins	11/22/70	Cle	22	6.5	2
143	Eddie George	09/08/96	Jac	17	8.4	1

TOP PERFORMANCES: 100-YARD RUSHING GAMES

Yards	Player	Date	Opp	Att	Avg	TD	Yards	Player	Date	Opp	Att	Avg	TD
143	Derrick Henry	10/18/21	Buf	20	7.2	3	121	Herman Hunter	10/11/87	Cle	28	4.3	0
143	Travis Henry	11/19/06	Phi	18	7.9	1	121	DeMarco Murray	10/09/16	Mia	27	4.5	0
142	Earl Campbell	09/19/82	Sea	30	4.7	1	120	Earl Campbell	11/05/79	Mia	32	3.8	0
142	Earl Campbell	09/25/83	Buf	30	4.7	1	120	Rob Carpenter	11/13/77	Oak	19	6.3	0
142	Ronnie Coleman	09/12/76	TB	25	5.7	0	119	Derrick Henry	9/27/20	Min	26	4.6	2
142	Hoyle Granger	11/12/67	Den	22	6.5	0	119	Fred Willis	11/12/72	Phi	21	5.7	0
142	Skip Hicks	12/16/01	GB	17	8.4	1	118	Billy Cannon	11/05/61	Den	11	10.7	1
142	Chris Johnson	12/25/09	SD	21	6.8	1	117	Chris Johnson	11/14/10	Mia	17	6.9	1
142	Chris Johnson	09/12/10	Oak	27	5.3	2	117	Chris Johnson	12/13/09	StL	28	4.2	2
142	Charley Tolar	09/23/62	SD	18	7.9	1	117	Larry Moriarty	11/11/84	KC	29	4.0	0
141	Woody Campbell	12/03/67	Mia	18	7.8	1	116	Eddie George	10/05/97	Sea	26	4.5	0
141	Eddie George	12/01/96	NYJ	28	5.0	2	116	Derrick Henry	09/14/20	Den	31	3.7	0
141	Mike Rozier	10/09/88	KC	27	5.2	0	116	Lorenzo White	12/09/90	Cle	18	6.4	4
141	Chris Johnson	09/30/12	Hou	25	5.6	0	116	Lorenzo White	12/07/92	Chi	21	5.5	1
141	Chris Johnson	11/04/12	Chi	16	8.8	1	115	Derrick Henry	11/06/22	KC	17	6.8	2
139	Hoyle Granger	12/14/69	BPA	25	5.6	0	115	Eddie George	11/23/03	Atl	26	4.4	1
138	Earl Campbell	12/04/83	Mia	28	4.9	1	115	DeMarco Murray	09/24/17	Sea	14	8.2	1
138	Hoyle Granger	10/01/67	Den	20	6.9	0	115	Lorenzo White	12/03/89	Pit	23	5.0	1
138	Larry Moriarty	11/18/84	NYJ	23	6.0	1	114	Gary Brown	12/25/93	SF	19	6.0	0
137	Earl Campbell	09/03/78	Atl	15	9.1	1	114	Rob Carpenter	09/21/80	Bal	24	4.8	1
137	Eddie George	10/25/98	Chi	21	6.5	0	114	Ronnie Coleman	10/23/77	Pit	26	4.4	0
136	Chris Johnson	12/07/08	Cle	19	7.2	1	114	Derrick Henry	10/02/22	Ind	22	5.2	1
135	Travis Henry	12/24/06	Buf	25	5.4	0	114	DeMarco Murray	09/25/16	Oak	16	7.1	1
135	Chris Johnson	11/08/09	SF	25	5.4	2	114	Dave Smith	10/14/62	NYT	20	5.7	1
134	Earl Campbell	12/16/79	Phi	16	8.4	1	113	Eddie George	11/28/99	Cle	26	4.3	2
134	Eddie George	11/19/00	Cle	36	3.7	3	113	Eddie George	10/13/02	Jac	31	3.6	1
134	Eddie George	11/08/98	TB	27	5.0	1	113	Derrick Henry	09/26/21	Ind	28	4.0	0
134	Chris Johnson	01/03/10	Sea	36	3.7	2	113	Chris Johnson	12/06/09	Ind	27	4.2	0
133	Derrick Henry	11/22/20	Bal	28	4.8	1	113	LenDale White	12/09/07	SD	30	3.8	1
133	LenDale White	10/28/07	Oak	25	5.3	0	112	Ode Burrell	11/28/65	KC	14	8.0	2
132	D'Onta Foreman	01/02/22	Mia	26	5.1	1	112	Earl Campbell	11/18/79	Cin	19	5.9	2
132	Chris Johnson	11/15/09	Buf	26	5.1	2	112	Ronnie Coleman	09/28/75	SD	16	7.0	1
131	Derrick Henry	10/16/17	Ind	19	6.9	1	112	Derrick Henry	11/01/20	Cin	18	6.2	1
131	Dontrell Hilliard	11/28/21	NE	12	10.9	1	112	Mike Rozier	11/15/87	Pit	29	3.9	0
131	Chris Johnson	10/10/10	Dal	19	6.9	2	112	Marcus Mariota	12/6/15	Jax	9	12.4	1
131	Earl Campbell	09/16/79	KC	32	4.1	1	111	Hoyle Granger	12/03/67	Mia	25	4.4	1
130	Earl Campbell	11/10/80	NE	30	4.3	2	111	Chris Johnson	10/18/10	Jax	26	4.3	1
130	Earl Campbell	12/11/83	Cle	32	4.1	1	111	Chris Johnson	12/09/10	Hou	22	5.0	1
130	Earl Campbell	10/16/83	Min	29	4.5	1	110	Ronnie Coleman	10/12/75	Cle	14	7.9	0
130	Eddie George	12/30/01	Cle	26	5.0	2	110	Eddie George	11/27/97	Dal	34	3.2	0
130	Derrick Henry	10/10/21	Jax	29	4.5	3	110	Charley Tolar	11/04/62	DLT	24	4.6	0
130	Chris Johnson	11/13/11	Car	27	4.8	1	109	Gary Brown	12/12/93	Cle	23	4.7	0
130	Chris Johnson	12/19/10	Hou	24	5.4	1	109	Earl Campbell	12/10/79	Pit	33	3.3	0
130	Chris Johnson	11/21/10	Was	21	6.2	0	109	Earl Campbell	11/30/80	Cle	27	4.0	1
129	Eddie George	12/14/97	Bal	26	5.0	0	109	D'Onta Foreman	11/28/21	NE	19	5.7	0
128	Derrick Henry	10/23/22	Ind	30	4.3	0	109	Eddie George	10/13/96	Atl	23	4.7	0
128	Chris Johnson	10/18/09	NE	17	7.5	0	109	Derrick Henry	01/07/23	Jax	30	3.6	0
127	Sid Blanks	09/19/64	Oak	6	21.2	0	109	Derrick Henry	12/03/17	Hou	11	9.9	1
127	Chris Johnson	12/29/13	Hou	27	4.7	1	109	Chris Johnson	09/14/08	Cin	19	5.7	0
126	Derrick Henry	12/24/22	Hou	23	5.5	1	109	Charley Tolar	09/09/62	Buf	17	6.4	1
126	Mike Rozier	12/11/88	Cin	22	5.7	3	108	Earl Campbell	12/02/79	Cle	22	4.9	1
126	Chris Johnson	11/11/12	Mia	23	5.5	1	108	D'Onta Foreman	12/19/21	Pit	22	4.9	0
125	Chris Johnson	09/26/10	NYG	32	3.9	2	108	Rodney Thomas	11/05/95	Cle	17	6.4	0
125	Eddie George	10/01/00	NYG	35	3.6	1	107	Earl Campbell	11/11/79	Oak	32	3.3	1
125	Eddie George	10/19/97	Was	31	4.0	2	107	Earl Campbell	09/10/78	KC	22	4.9	2
125	Chris Johnson	11/27/08	Det	16	7.8	2	107	Earl Campbell	11/13/83	Det	28	3.8	0
125	Lorenzo White	11/26/90	Buf	18	6.9	1	107	Eddie George	10/18/98	Cin	25	4.3	0
124	Hoyle Granger	11/26/67	BPA	22	5.6	1	107	Hoyle Granger	12/16/67	SD	27	4.0	1
123	Earl Campbell	09/04/83	GB	27	4.6	3	107	Don Hardeman	09/28/75	SD	27	4.0	1
123	Ronnie Coleman	09/15/74	SD	21	5.9	0	107	Travis Henry	11/12/06	Bal	27	4.0	1
123	Eddie George	11/14/99	Cin	29	4.2	2	107	Roy Hopkins	10/26/69	Den	14	7.6	2
123	Travis Henry	10/08/06	Ind	19	6.5	0	107	DeMarco Murray	10/23/16	Ind	25	4.3	1
123	DeMarco Murray	10/27/16	Jax	21	5.9	1	107	Dave Smith	10/30/60	Buf	12	8.9	0
123	DeMarco Murray	11/13/16	GB	17	7.2	1	107	Charley Tolar	12/15/62	NYT	29	3.7	1
122	Earl Campbell	09/06/81	LAN	27	4.5	0	106	Earl Campbell	09/15/80	Cle	18	5.9	0
122	Earl Campbell	11/26/78	Cin	27	4.5	0	106	Eddie George	10/27/02	Cin	21	5.0	0
122	Eddie George	11/09/97	NYG	32	3.8	1	106	Eddie George	09/07/97	Mia	23	4.6	1
122	Mike Rozier	11/29/87	Ind	26	4.7	0	106	Eddie George	10/12/97	Cin	30	3.5	0
122	Chris Johnson	12/17/12	NYJ	21	5.8	1	106	LenDale White	11/27/08	Det	23	4.6	2
121	Eddie George	10/11/98	Bal	30	4.0	0	105	Earl Campbell	10/15/78	Buf	19	5.5	0
121	Derrick Henry	12/11/22	Jax	17	7.1	1	105	Billy Cannon	11/06/60	Den	16	6.6	0

TOP PERFORMANCES: 100-YARD RUSHING GAMES

Yards	Player	Date	Opp	Att	Avg	TD	Yards	Player	Date	Opp	Att	Avg	TD
105	Charley Tolar	11/11/62	Oak	28	3.8	1	101	Ronnie Coleman	11/27/77	KC	15	6.7	0
104	Chris Brown	12/05/04	Ind	19	5.5	0	101	Eddie George	12/03/00	Phi	32	3.2	0
104	Earl Campbell	10/08/78	Oak	25	4.2	0	101	Eddie George	12/16/02	NE	31	3.3	0
104	Hoyle Granger	11/09/69	Cin	15	6.9	0	101	Hoyle Granger	09/09/67	KC	13	7.8	1
104	Hoyle Granger	12/15/68	BPA	18	5.8	2	101	Chris Johnson	10/02/11	Cle	23	4.4	0
104	Derrick Henry	12/18/22	LAC	21	5.0	1	101	Allen Pinkett	09/08/91	Cin	21	4.8	1
104	Chris Johnson	12/20/09	Mia	29	3.6	0	101	Charley Tolar	09/09/61	Oak	18	5.6	1
104	Dave Smith	09/11/60	Oak	19	5.5	1	101	Butch Woolfolk	11/03/85	KC	14	7.2	1
104	Rodney Thomas	11/26/95	Den	13	8.0	1	100	Chris Brown	09/11/04	Mia	16	6.3	0
104	LenDale White	10/21/07	Hou	27	3.9	1	100	Gary Brown	12/19/93	Pit	20	5.0	0
103	Derrick Henry	11/12/20	Ind	19	5.4	0	100	Eddie George	09/21/03	NO	29	3.4	1
103	Derrick Henry	12/08/19	Oak	18	5.7	2	100	Eddie George	09/20/98	NE	23	4.3	0
103	Billy Cannon	12/15/62	NYT	9	11.4	1	100	Derrick Henry	09/29/19	Atl	27	3.7	0
103	Mike Rozier	12/27/87	Cin	20	5.2	0	100	Paul Robinson	12/16/73	Cin	20	5.0	1
103	LenDale White	12/23/07	NYJ	23	4.5	0	100	Mike Rozier	09/04/88	Ind	25	4.0	1
102	Derrick Henry	10/9/22	Was	28	3.6	2	100	LenDale White	11/04/07	Car	31	3.2	1
102	Earl Campbell	10/29/78	Cin	18	5.7	0	100	Lorenzo White	09/06/92	Pit	13	7.7	0
102	Eddie George	12/26/99	Jac	26	3.9	0							
102	Eddie George	12/29/02	Hou	25	4.1	1							
102	Travis Henry	12/31/06	NE	21	4.9	0							
102	Larry Moriarty	12/09/84	LAN	24	4.3	1							
101	Chris Brown	09/26/04	Jac	23	4.4	1							
101	Gary Brown	09/03/95	Jac	29	3.5	0							
101	Earl Campbell	10/09/83	Den	19	5.3	1							
101	Woody Campbell	11/12/67	Den	16	6.3	1							

TOP PERFORMANCES: 300-YARD PASSING GAMES

Yards	Player	Date	Opp	Att	Cmp	Pct	TD	Int	Rate	Yards	Player	Date	Opp	Att	Cmp	Pct	TD	Int	Rate
527	Warren Moon	12/16/90	KC	45	27	60.0	3	0	123.1	350	Matt Hasselbeck	12/24/11	Jac	40	24	60.0	1	2	76.0
492	Billy Volek	12/19/04	Oak	60	40	66.7	4	1	107.1	348	Archie Manning	09/04/83	GB	34	22	64.7	1	2	83.9
464	George Blanda	10/29/61	Buf	32	18	56.3	4	4	101.0	347	Ryan Tannehill	09/19/21	Sea	40	27	67.5	0	0	94.5
457	Jacky Lee	10/13/61	BPA	41	27	65.9	2	2	99.3	345	Zach Mettenberger	11/23/14	Phi	39	20	51.3	2	1	88.1
432	Warren Moon	11/10/91	Dal	56	41	73.2	0	0	95.2	345	Warren Moon	11/05/89	Det	38	30	78.9	2	1	111.1
426	Billy Volek	12/13/04	KC	43	29	67.4	4	0	130.6	344	Marcus Mariota	09/30/18	Phi	43	30	69.8	2	1	99.4
423	Warren Moon	10/13/91	NYJ	50	35	70.0	2	2	92.3	343	Steve McNair	11/27/05	SF	41	23	56.1	3	1	97.9
421	Steve McNair	10/12/03	Hou	27	18	66.7	3	0	146.8	343	Warren Moon	11/04/90	LAN	43	26	60.5	1	2	74.1
418	George Blanda	11/19/61	NYT	32	20	62.5	7	1	132.8	342	George Blanda	12/22/63	Oak	32	20	62.5	5	2	112.2
414	Warren Moon	12/23/89	Cle	51	32	62.7	2	1	93.1	342	Warren Moon	10/25/92	Cin	40	27	67.5	2	1	100.2
413	Pete Beathard	09/09/68	KC	48	23	47.9	2	3	65.7	342	Warren Moon	12/05/93	Atl	42	24	57.1	1	0	91.6
402	Ryan Fitzpatrick	12/15/13	Ari	58	36	62.1	4	2	91.3	341	Steve McNair	09/12/99	Cin	32	21	65.6	3	1	119.4
399	Warren Moon	11/17/91	Cle	44	31	70.5	3	1	111.8	340	Lynn Dickey	11/04/73	Bal	32	22	68.8	3	2	108.9
398	Steve McNair	09/29/02	Oak	46	32	69.6	2	4	74.4	339	Warren Moon	12/15/85	Cle	48	22	45.8	2	2	66.2
398	Warren Moon	10/05/86	Det	38	21	55.3	1	3	67.7	338	Pete Beathard	11/16/69	Den	41	20	48.8	1	1	75.1
397	Warren Moon	09/09/90	Atl	52	31	59.6	4	2	93.2	338	Cody Carlson	11/26/92	Det	33	24	72.7	1	2	90.2
393	George Blanda	11/01/64	Buf	68	37	54.4	1	3	58.0	338	Warren Moon	09/24/89	Buf	42	28	66.7	1	2	79.3
391	Ryan Tannehill	12/08/19	Oak	27	21	77.8	3	1	140.4	334	Steve McNair	11/25/01	Pit	37	23	62.2	2	2	87.0
389	Ryan Tannehill	12/06/20	Cle	45	29	64.4	3	1	104.8	334	Steve McNair	12/01/02	NYG	43	30	69.8	3	0	115.8
388	Ken Stabler	11/23/80	NYJ	51	33	64.7	4	4	81.2	334	Warren Moon	10/06/91	Den	31	19	61.3	2	1	106.1
387	Vince Young	11/29/09	Ari	43	27	62.8	1	0	99.7	334	Billy Volek	11/14/04	Chi	44	27	61.4	2	1	90.5
386	George Blanda	09/16/62	BPA	36	20	55.6	3	4	81.3	333	Ryan Tannehill	11/17/22	GB	27	22	81.5	2	1	127.3
381	Warren Moon	10/28/90	NYJ	43	30	69.8	1	0	104.9	331	Jacky Lee	11/25/60	BPA	38	21	55.3	1	0	93.2
378	Jake Locker	09/23/12	Det	42	29	69.0	2	0	113.0	331	Ryan Tannehill	11/03/19	Car	39	27	69.2	1	2	82.3
377	Gifford Nielsen	12/20/81	Pit	37	24	64.9	3	2	103.1	330	Cody Carlson	12/13/92	GB	36	25	69.4	0	2	75.0
371	Marcus Mariota	11/08/15	NO	39	28	71.8	4	0	135.7	330	Warren Moon	12/08/85	NYG	47	26	55.3	2	2	73.9
369	Warren Moon	10/14/90	Cin	33	21	63.6	5	1	128.7	330	Warren Moon	09/06/92	Pit	45	29	64.4	2	5	61.6
369	Warren Moon	11/07/93	Sea	55	36	65.5	2	2	81.6	329	Dan Pastorini	10/17/76	SD	39	25	64.1	3	1	105.6
367	Marcus Mariota	09/27/15	Ind	44	27	61.4	2	2	84.2	329	Don Trull	11/13/66	BPA	45	23	51.1	3	0	97.4
366	George Blanda	11/13/60	LAC	55	31	56.4	3	4	64.7	328	George Blanda	11/06/64	BPA	44	20	45.5	2	1	76.7
366	Ryan Tannehill	10/18/20	Hou	41	30	73.2	4	1	122.6	327	Warren Moon	11/29/87	Ind	44	24	54.5	3	2	82.3
365	Warren Moon	09/09/84	Ind	43	23	53.5	0	0	82.0	326	Jake Locker	10/20/13	SF	41	25	61.0	2	1	92.1
364	Warren Moon	12/22/85	Ind	40	22	55.0	2	2	81.7	324	Warren Moon	11/24/91	Pit	48	24	50.0	2	5	46.2
361	Warren Moon	09/13/92	Ind	39	29	74.4	2	0	119.7	323	Ryan Tannehill	11/21/21	Hou	52	35	67.3	1	4	58.4
360	Steve McNair	10/05/03	NE	45	23	51.1	0	1	68.8	322	Warren Moon	11/18/90	Cle	32	24	75.0	5	0	146.1
358	Matt Hasselbeck	09/18/11	Bal	42	30	71.4	1	1	95.1	321	Warren Moon	10/18/92	Den	39	23	59.0	2	1	91.9
356	Warren Moon	10/21/84	SF	33	25	75.8	2	2	105.1	321	Ryan Tannehill	09/27/20	Min	37	23	62.2	0	1	78.8
355	Warren Moon	09/30/90	SD	46	27	58.7	2	1	88.6	320	Ryan Fitzpatrick	11/24/13	Oak	42	30	71.4	2	0	109.2
355	Neil O'Donnell	10/03/99	SF	40	20	50.0	2	1	87.0	317	Warren Moon	10/15/89	Chi	26	16	61.5	2	2	97.8
354	Dan Pastorini	10/20/74	StL	40	26	65.0	1	0	101.5	315	Warren Moon	09/08/91	Cin	37	22	59.5	1	1	84.9
352	Chris Chandler	09/24/95	Cin	26	23	88.5	4	0	158.3	315	Jerry Rhome	12/13/70	Cin	54	27	50.0	2	2	65.0
351	George Blanda	12/03/61	SD	33	20	60.6	4	1	123.9	314	Pete Beathard	10/20/69	NYJ	47	23	48.9	1	3	51.2
350	George Blanda	12/17/61	Oak	31	18	58.1	4	2	110.2	313	Marcus Mariota	11/06/16	SD	43	27	62.8	3	2	88.6

TOP PERFORMANCES: 300-YARD PASSING GAMES

Yards	Player	Date	Opp	Att	Cmp	Pct	TD	Int	Rate	Yards	Player	Date	Opp	Att	Cmp	Pct	TD	Int	Rate	
312	George Blanda	10/25/64	SD	37	22	59.5	1	2	73.3	304	Warren Moon	10/26/86	LAA	46	18	39.1	0	4	26.0	
312	Ryan Tannehill	10/20/19	LAC	29	23	79.3	2	1	120.1	303	George Blanda	09/25/66	Buf	54	23	42.6	2	5	34.7	
311	Matt Hasselbeck	09/25/11	Den	36	27	75.0	2	0	119.1	303	Marcus Mariota	11/26/18	Hou	23	22	95.7	2	0	147.7	
310	Steve McNair	12/18/05	Sea	38	23	60.5	2	0	104.1	303	Warren Moon	12/02/84	Pit	45	27	60.0	1	3	59.8	
310	Warren Moon	11/09/86	Cin	44	25	56.8	1	0	86.4	302	Steve McNair	12/09/01	Min	33	25	75.8	2	0	123.5	
310	Warren Moon	09/26/93	LAN	42	19	45.2	1	2	58.6	300	George Blanda	10/02/66	Den	37	15	40.5	5	2	86.7	
310	Warren Moon	09/13/87	LAN	43	21	48.8	2	2	68.9	300	Archie Manning	09/18/83	Pit	35	16	45.7	1	4	45.8	
310	Neil O'Donnell	09/19/99	Cle	40	31	77.5	1	0	107.3	300	Warren Moon	11/26/90	Buf	22	16	72.7	2	0	145.1	
309	Jake Locker	12/02/12	Hou	45	21	46.7	1	3	49.2	300	Kerry Collins	01/02/11	Ind	39	28	71.8	2	0	111.1	
308	George Blanda	09/22/63	NYJ	37	25	67.6	1	2	79.6											
308	George Blanda	11/07/65	Oak	60	27	45.0	2	3	51.3											
308	Steve McNair	12/08/96	Jac	37	24	64.9	1	1	88.6											
308	Warren Moon	09/23/90	Ind	39	29	74.4	3	1	111.9											
306	Marcus Mariota	11/16/17	Pit	33	22	66.7	1	4	66.8											
306	Marcus Mariota	10/16/17	Ind	32	23	71.9	1	1	99.2											
306	Warren Moon	12/16/84	Cle	31	19	61.3	0	0	94.3											
305	Vince Young	11/19/07	Den	41	26	63.4	1	2	73.7											
304	George Blanda	10/24/65	KC	33	19	57.6	5	0	128.0											
304	Marcus Mariota	09/19/19	Jax	40	23	57.5	0	0	81.7											

TOP PERFORMANCES: 100-YARD RECEIVING GAMES

Yards	Player	Date	Opp	Rec	Avg	TD	Yards	Player	Date	Opp	Rec	Avg	TD
272	Charlie Hennigan	10/13/61	BPA	13	20.9	1	148	Drew Bennett	11/14/04	Chi	6	24.7	1
245	Haywood Jeffires	12/16/90	KC	9	27.2	1	148	Drew Hill	10/30/88	Was	9	16.4	3
233	Drew Bennett	12/13/04	KC	12	19.4	3	147	Justin Gage	11/16/08	Jac	4	36.8	2
232	Charlie Hennigan	10/29/61	Buf	9	25.8	2	147	Chris Sanders	11/26/95	Den	5	29.4	2
225	Kenny Britt	10/24/10	Phi	7	32.1	3	147	Tim Smith	09/25/83	Buf	11	13.4	0
214	Charlie Hennigan	12/03/61	SD	10	21.4	3	145	A.J. Brown	12/23/21	SF	11	13.2	1
210	Drew Hill	12/22/85	Ind	9	23.3	2	145	Ken Burrough	11/03/74	NYJ	7	20.7	0
202	Charlie Hennigan	09/16/62	BPA	8	25.3	2	145	Charlie Hennigan	09/09/62	Buf	10	14.5	2
197	Tim Smith	09/04/83	GB	8	24.6	1	145	Charlie Hennigan	10/25/64	SD	8	18.1	2
188	Charlie Hennigan	09/27/64	Den	11	17.1	0	144	Drew Hill	11/17/91	Cle	11	13.1	2
186	Charlie Hennigan	09/22/63	NYJ	9	20.7	1	143	Kenny Britt	12/09/12	Ind	8	17.9	0
186	Haywood Jeffires	10/13/91	NYJ	13	14.3	0	143	Charley Frazier	11/06/64	BPA	9	15.9	1
186	Derrick Mason	01/06/02	Cin	9	20.7	2	143	Charlie Joiner	12/13/70	Cin	6	23.8	2
185	Drew Hill	11/09/86	Cin	10	18.5	0	143	Yancey Thigpen	10/03/99	SF	6	23.8	1
182	Corey Davis	12/06/20	Cle	11	16.5	1	142	Delanie Walker	09/14/14	Dal	10	14.2	1
182	Charley Frazier	09/19/65	BPA	6	30.3	2	141	Drew Hill	12/23/89	Cle	10	14.1	2
182	Bill Groman	11/20/60	Den	3	60.7	2	140	Bill Groman	10/16/60	DLT	10	14.0	1
181	Charlie Hennigan	11/29/64	BPA	12	15.1	0	139	Dave Casper (TE)	12/20/81	Pit	6	23.2	3
180	Ken Burrough	11/06/77	Chi	6	30.0	2	139	Willard Dewveall (TE)	11/25/62	SD	3	46.3	2
179	Mike Montgomery	10/20/74	StL	9	19.9	1	139	Drew Hill	11/13/88	Sea	8	17.4	1
177	Ken Burrough	11/02/75	KC	7	25.3	2	139	Haywood Jeffires	11/28/93	Pit	7	19.9	1
177	Derrick Mason	10/12/03	Hou	6	29.5	3	138	Charlie Hennigan	10/17/64	NYJ	8	17.3	1
171	Bill Groman	11/25/60	BPA	9	19.0	1	138	Drew Hill	10/26/86	LAA	7	19.7	0
169	Jared Cook (TE)	12/24/11	Jac	8	21.1	1	138	Billy Johnson	12/18/77	Cin	6	23.0	1
167	Tim Smith	12/16/84	Cle	7	23.9	0	137	Willard Dewveall (TE)	12/22/63	Oak	7	19.6	2
162	Kevin Dyson	09/12/99	Cin	9	18.0	2	137	Derrick Mason	12/14/03	Buf	9	15.2	0
161	Corey Davis	09/30/18	Phi	9	17.9	1	136	Kenny Britt	09/11/11	Jax	5	27.2	2
160	Drew Bennett	12/19/04	Oak	13	12.3	2	136	Ken Burrough	10/17/76	SD	5	27.2	2
160	Charlie Hennigan	11/01/64	Buf	12	13.3	0	135	A.J. Brown	11/24/19	Jax	4	33.8	1
159	Tim Smith	09/16/84	SD	5	31.8	1	135	Kenny Britt	09/18/11	Bal	9	15.0	1
158	Charley Frazier	11/13/66	BPA	6	26.3	2	135	Webster Slaughter	11/07/93	Sea	9	15.0	1
156	Ernest Givins	11/16/86	Pit	8	19.5	1	134	Bill Groman	11/05/61	Den	3	44.7	2
155	A.J. Brown	10/31/21	Ind	10	15.5	1	134	Drew Hill	11/29/87	Ind	7	19.1	2
155	Delanie Walker	11/23/14	Phi	5	31.0	0	133	A.J. Brown	10/24/21	KC	8	16.6	1
155	Ernest Givins	10/05/86	Det	5	31.0	0	133	Curtis Duncan	10/18/92	Den	5	26.6	0
155	Bill Groman	11/06/60	Den	7	22.1	2	133	Charlie Hennigan	09/14/63	Den	4	33.3	0
154	Charley Frazier	10/02/66	Den	5	30.8	3	133	Derrick Mason	12/01/03	NYJ	11	12.1	1
153	A.J. Brown	10/25/20	Pit	6	25.5	1	132	Drew Hill	10/27/85	StL	6	22.0	1
153	A.J. Brown	12/08/19	Oak	5	30.6	2	132	Alvin Reed (TE)	10/27/68	Buf	4	33.0	2
152	Bill Groman	11/19/61	NYT	5	30.4	3	132	Kendall Wright	11/30/14	Hou	7	18.9	1
151	A.J. Brown	01/03/21	Hou	10	15.1	1	131	Sid Blanks (RB)	09/12/64	SD	13	10.1	0
151	Ernest Givins	10/06/91	Den	5	30.2	0	131	Nate Washington	09/22/13	SD	8	16.4	0
150	Dave Casper (TE)	11/30/80	Cle	7	21.4	1	130	Curtis Duncan	11/18/90	Cle	7	18.6	1
150	Bill Groman	12/18/60	BPA	7	21.4	0	130	Charlie Hennigan	10/17/65	Den	7	18.6	0
150	Jerry LeVias	11/16/69	Den	7	21.4	1	130	Butch Woolfolk (RB)	12/01/85	Cin	9	14.4	1
150	Tim Smith	12/11/83	Cle	7	21.4	2	130	Nate Washington	12/11/11	NO	6	21.7	1
150	Kendall Wright	12/15/13	Ari	12	12.5	0	129	Ken Burrough	12/21/75	Cle	5	25.8	1

TOP PERFORMANCES: 100-YARD RECEIVING GAMES

Yards	Player	Date	Opp	Rec	Avg	TD	Yards	Player	Date	Opp	Rec	Avg	TD
129	Mac Haik	12/07/68	Buf	6	21.5	1	114	Bob McLeod (TE)	12/09/62	Oak	5	22.8	1
129	Drew Hill	12/01/85	Cin	7	18.4	0	113	Drew Bennett	12/10/06	Hou	6	18.8	0
129	Drew Hill	10/27/91	Cin	6	21.5	1	113	Corey Davis	11/22/20	Bal	5	22.6	0
128	Kenny Britt	12/19/10	Hou	6	21.3	0	113	Anthony Firkser (TE)	10/18/20	Hou	8	14.1	1
128	Kenny Britt	11/29/09	Ari	7	18.3	1	113	Dorial Green-Beckham	12/20/15	NE	6	18.8	0
128	Corey Davis	11/01/20	Cin	8	16.0	1	113	Charlie Hennigan	09/09/61	Oak	4	28.3	1
128	Charley Frazier	09/25/66	Buf	6	21.3	1	113	Charlie Hennigan	11/25/60	BPA	7	16.1	0
128	Ernest Givins	10/08/89	NE	5	25.6	0	113	Drew Hill	11/24/88	Dal	9	12.6	1
128	Drew Hill	10/15/89	Chi	5	25.6	1	112	A.J. Brown	12/13/20	Jax	7	16.0	1
128	Mike Holston	12/20/81	Pit	5	25.6	0	112	Ken Burrough	12/14/75	Oak	4	28.0	2
128	Julio Jones	09/19/21	Sea	6	21.3	0	112	Pat Coleman	09/25/94	Cin	4	28.0	0
127	Billy Parks	11/04/73	Bal	5	25.4	1	112	Kevin Dyson	11/25/01	Pit	4	28.0	1
127	Chris Sanders	12/08/96	Jac	7	18.1	0	112	John White (TE)	09/24/61	SD	6	18.7	1
126	Ernest Givins	11/22/87	Cle	3	42.0	1	112	Nate Washington	09/23/12	Det	3	37.3	1
125	Corey Davis	11/11/18	NE	7	17.9	1	111	Treyton Burks	11/17/22	GB	7	15.9	0
125	Tim Smith	12/15/85	Cle	7	17.9	1	111	Ken Burrough	10/26/75	Det	3	37.0	1
124	Drew Bennett	12/05/04	Ind	3	41.3	3	111	Charlie Hennigan	11/22/64	KC	8	13.9	2
124	A.J. Brown	12/29/19	Hou	4	31.0	1	110	Corey Davis	12/20/20	Det	4	27.5	1
124	Delanie Walker	11/13/16	GB	9	13.8	1	110	Kevin Dyson	12/02/01	Cle	6	18.3	0
124	Oliver Williams	10/18/87	NE	9	13.8	1	110	Charlie Hennigan	11/13/60	LAC	8	13.8	0
124	Roydell Williams	10/21/07	Hou	5	24.8	0	110	Jerry LeVias	12/06/69	NYJ	9	12.2	1
124	Butch Woolfolk (RB)	10/06/85	Den	8	15.5	1	110	Webster Slaughter	09/18/94	Buf	4	27.5	0
123	Ken Burrough	11/18/79	Cin	6	20.5	0	109	Drew Bennett	10/03/04	SD	9	12.1	0
123	Bill Groman	10/22/61	DLT	4	30.8	2	109	Ken Burrough	11/11/79	Oak	3	36.3	2
123	Charlie Hennigan	12/17/61	Oak	5	24.6	0	109	Eddie George (RB)	11/26/00	Jac	7	15.6	0
123	Charlie Hennigan	11/19/61	NYT	8	15.4	1	109	Ernest Givins	09/09/90	Atl	4	27.3	2
123	Charlie Hennigan	09/28/63	Buf	8	15.4	3	109	Bill Groman	10/13/61	BPA	5	21.8	1
123	Drew Hill	09/23/90	Ind	10	12.3	0	109	Charlie Hennigan	09/24/61	SD	6	18.2	0
123	Webster Slaughter	12/24/94	NYJ	8	15.4	0	109	Charlie Hennigan	10/08/61	Buf	4	27.3	0
122	Ken Burrough	12/19/71	SD	4	30.5	1	109	Drew Hill	12/20/87	Pit	4	27.3	2
122	Billy Cannon (RB)	11/19/61	NYT	7	17.4	3	109	Drew Hill	12/27/87	Cin	6	18.2	0
122	Charlie Hennigan	12/08/63	BPA	9	13.6	2	109	Justin Hunter	11/24/13	Oak	6	18.2	1
122	Haywood Jeffries	11/24/91	Pit	8	15.3	1	109	Derrick Mason	09/08/02	Phi	7	15.6	0
122	Jerry LeVias	10/26/69	Den	4	30.5	1	109	Delanie Walker	11/19/15	Jac	8	13.6	0
122	Derrick Mason	12/02/01	Cle	3	40.7	2	108	Willard Dewveall (TE)	12/17/61	Oak	3	36.0	2
122	Rishard Matthews	11/20/16	Ind	9	13.6	0	108	Ernest Givins	09/11/88	LAA	9	12.0	1
122	Alvin Reed (TE)	09/29/68	Oak	8	15.3	0	108	Ernest Givins	12/14/86	Min	6	18.0	1
121	Derrick Mason	12/19/04	Oak	9	13.4	1	108	Ronnie Harmon (RB)	11/10/96	NO	7	15.4	1
120	Dave Casper (TE)	12/21/80	Min	7	17.1	1	108	Charlie Hennigan	10/22/61	DLT	4	27.0	1
120	Tim Smith	12/08/85	NYG	7	17.1	1	108	Webster Slaughter	12/05/93	Atl	8	13.5	1
120	Butch Woolfolk (RB)	09/08/85	Mia	3	40.0	1	108	Tim Smith	12/02/84	Pit	7	15.4	0
119	Charley Frazier	11/20/66	Buf	4	29.8	1	107	Ken Burrough	10/10/76	Den	5	21.4	0
119	Ernest Givins	12/18/88	Cle	6	19.8	0	107	Billy Cannon (RB)	12/02/62	Den	5	21.4	2
119	Dorial Green-Beckham	12/06/15	Jax	5	23.8	1	107	Ernest Givins	09/26/93	LAN	3	35.7	1
119	Charlie Hennigan	09/19/64	Oak	7	17.0	1	107	Drew Hill	11/15/87	Pit	4	26.8	1
119	Alvin Reed (TE)	10/20/69	NYJ	7	17.0	0	107	Derrick Mason	12/16/01	GB	8	13.4	1
119	Nick Westbrook-Ikhine	11/13/22	Den	5	23.8	2	107	Alvin Reed (TE)	09/09/68	KC	4	26.8	0
118	Ernest Givins	11/20/88	Pho	5	23.6	2	107	Tim Smith	11/11/84	KC	8	13.4	0
118	Derrick Mason	09/15/02	Dal	7	16.9	0	107	Nick Westbrook-Ikhine	11/21/21	Hou	7	15.3	0
118	Kalif Raymond	09/27/20	Min	3	39.3	0	107	Damian Williams	11/13/11	Car	5	21.4	1
117	Ken Burrough	11/04/73	Bal	7	16.7	0	106	Drew Bennett	09/10/06	NYJ	8	13.3	0
117	Ernest Givins	09/13/87	LAN	6	19.5	1	106	Ken Burrough	12/03/72	Atl	4	26.5	0
117	Bill Groman	11/12/61	BPA	6	19.5	1	106	Charley Frazier	10/20/63	Buf	3	35.3	1
117	Haywood Jeffries	09/06/92	Pit	7	16.7	0	106	Bill Groman	10/09/60	NYT	6	17.7	0
117	Nate Washington	12/22/13	Jac	6	19.5	1	106	Gary Wellman	01/02/94	NYJ	8	13.3	0
117	Nate Washington	11/21/10	Was	5	23.4	0	106	Lorenzo White (RB)	09/13/92	Ind	4	26.5	1
117	Nate Washington	10/31/10	SD	4	29.3	1	105	Mike Barber (TE)	11/10/80	NE	3	35.0	1
116	Derrick Mason	12/01/02	NYG	12	9.7	1	105	Drew Bennett	09/21/03	NO	8	13.1	1
116	Ben Troupe (TE)	12/18/05	Sea	6	19.3	0	105	Kenny Britt	10/04/09	Jac	7	15.0	0
115	Drew Bennett	11/12/06	Bal	6	19.2	0	105	Chris Brown (RB)	11/27/05	SF	3	35.0	1
115	Bill Groman	09/11/60	Oak	6	19.2	1	105	Rishard Matthews	12/18/16	KC	4	26.3	0
115	Nate Washington	11/20/11	Atl	9	12.8	2	105	Carl Pickens	09/24/00	Pit	2	52.5	0
114	Jim Beirne	11/09/69	Cin	6	19.0	2	105	Bo Scaife (TE)	09/07/08	Jac	6	17.5	0
114	A.J. Brown	12/15/19	Hou	8	14.3	1	105	Nate Washington	09/29/13	NYJ	4	26.3	2
114	Billy Cannon (RB)	12/10/61	NYT	5	22.8	2	105	Lorenzo White (RB)	12/20/92	Cle	6	17.5	0
114	Drew Hill	12/21/86	Buf	5	22.8	0	104	Kevin Dyson	09/10/00	KC	6	17.3	1
114	Justin Hunter	12/08/13	Den	4	28.5	1	104	Justin Gage	12/30/07	Ind	7	14.9	0
114	Derrick Mason	11/25/01	Pit	7	16.3	0	104	Justin Gage	12/21/08	Pit	5	20.8	1
114	Rishard Matthews	01/01/17	Hou	9	12.7	1	104	Ernest Givins	10/16/88	Pit	5	20.8	1
114	Rishard Matthews	11/16/17	Pit	5	22.6	1	104	Leonard Harris	10/11/87	Cle	6	17.3	0

TOP PERFORMANCES: 100-YARD RECEIVING GAMES

Yards	Player	Date	Opp	Rec	Avg	TD	Yards	Player	Date	Opp	Rec	Avg	TD
104	Charlie Hennigan	11/15/64	Oak	6	17.3	0	101	Charlie Hennigan	09/07/63	Oak	7	14.4	1
104	Billy Johnson	11/28/76	Atl	5	20.8	1	101	Drew Hill	11/05/89	Det	9	11.2	1
104	Derrick Mason	09/19/04	Ind	8	13.0	0	101	Drew Hill	11/08/87	SF	4	25.3	0
104	Chris Sanders	09/24/95	Cin	2	52.0	2	101	Mike Holston	11/29/81	Atl	8	12.6	1
104	Taywan Taylor	12/02/18	NYJ	3	34.7	0	101	Roy Hopkins (RB)	11/08/70	KC	6	16.8	0
103	Jim Beirne	11/28/68	KC	4	25.8	1	101	Brandon Jones	12/24/06	Buf	5	20.2	1
103	Drew Hill	12/08/85	NYG	6	17.2	0	101	Jerry LeVias	11/29/70	Den	3	33.7	2
103	Haywood Jeffires	09/11/94	Dal	6	17.2	0	101	Jerry LeVias	11/23/69	Mia	4	25.3	1
103	Derrick Mason	10/01/00	NYG	6	17.2	1	101	Chris Sanders	10/18/98	Cin	3	33.7	0
103	Jared Cook (TE)	12/18/11	Ind	9	11.4	0	101	Tajae Sharpe	10/21/18	LAC	7	14.4	0
103	Kendall Wright	11/24/13	Oak	6	17.2	1	101	Tim Smith	10/21/84	SF	6	16.8	1
102	Dave Casper (TE)	12/19/82	Phi	5	20.4	1	101	Kendall Wright	09/13/15	TB	4	25.3	1
102	Willie Frazier (TE)	11/06/64	BPA	2	51.0	1	100	Dave Casper (TE)	11/28/82	NE	6	16.7	1
102	Ernest Givins	11/23/86	Ind	7	14.6	0	100	Curtis Duncan	12/13/92	GB	6	16.7	0
102	Bill Groman	10/23/60	NYT	5	20.4	3	100	Charley Frazier	09/03/66	Den	6	16.7	3
102	Drew Hill	11/26/90	Buf	6	17.0	0	100	A.J. Brown	09/08/19	Cle	3	33.3	0
102	Drew Hill	12/13/87	NO	4	25.5	0	100	Ernest Givins	10/25/92	Cin	8	12.5	1
102	Chris Sanders	12/01/96	NYJ	3	34.0	1	100	Ernest Givins	11/26/92	Det	4	25.0	0
102	Tim Smith	09/09/84	Ind	6	17.0	0	100	Bill Groman	10/29/61	Buf	2	50.0	2
102	Yancey Thigpen	09/27/98	Jac	6	17.0	2	100	Drew Hill	11/20/88	Pho	5	20.0	1
102	Nate Washington	12/14/14	NYJ	6	17.0	0	100	Chris Johnson (RB)	11/15/09	Buf	9	11.1	0
101	A.J. Brown	11/08/20	Chi	4	25.3	1	100	Marcus Johnson	11/14/21	NO	5	20.0	0
101	Corey Davis	09/14/20	Den	7	14.4	0	100	Charlie Joiner	10/25/70	SD	5	20.0	1
101	Ernest Givins	10/14/90	Cin	6	16.8	1	100	Chris Sanders	12/19/99	Atl	5	20.0	1
101	Bill Groman	12/10/61	NYT	5	20.2	0	100	Chris Sanders	12/14/97	Bal	7	14.3	0
101	Bill Groman	12/11/60	Buf	3	33.7	1	100	Chris Sanders	10/13/96	Atl	4	25.0	1
101	Charlie Hennigan	10/01/61	DLT	3	33.7	1	100	Frank Wycheck (TE)	10/21/01	Det	7	14.3	1

CAREER 100-YARD RECEIVING GAMES

No.	Player	W-L-T
26	Charlie Hennigan	12-14-0
24	Drew Hill	15-9-0
18	Ernest Givins	7-11-0
14	Ken Burrough	12-2-0
13	Derrick Mason	7-6-0
12	A.J. Brown	10-2-0
10	Tim Smith	3-7-0
9	Drew Bennett	3-6-0
9	Nate Washington	4-5-0
8	Charles Frazier	3-5-0
8	Bill Groman	8-0-0
8	Chris Sanders	6-2-0
7	Kenny Britt	4-3-0
7	Corey Davis	5-2-0
6	Haywood Jeffires	3-3-0
5	Jerry LeVias	3-1-1
5	Kendall Wright	3-2-0
4	Kevin Dyson	3-1-0
4	Rishard Matthews	2-2-0
4	Alvin Reed	1-3-0
4	Webster Slaughter	2-2-0
4	Delanie Walker	1-3-0
3	Curtis Duncan	1-2-0
3	Justin Gage	3-0-0
2	Mike Barber	2-0-0
2	Jim Bierne	0-1-1
2	Jared Cook	1-1-0
2	Willard Dewveall	1-1-0
2	Dorial Green-Beckham	1-1-0
2	Justin Hunter	1-1-0
2	Billy Johnson	2-0-0
2	Charlie Joiner	0-1-1
2	Yancey Thigpen	0-2-0
2	Nick Westbrook-Ikhine	1-1-0
2	Lorenzo White	2-0-0
2	Butch Woolfolk	1-1-0
1	Sid Blanks	0-1-0
1	Chris Brown	1-0-0
1	Treyton Burks	1-0-0
1	Pat Coleman	1-0-0
1	Anthony Firkser	1-0-0
1	Willie Fraizer	1-0-0
1	Eddie George	0-1-0
1	Mac Haik	1-0-0
1	Ronnie Harmon	1-0-0
1	Leonard Harris	1-0-0
1	Mike Holston	0-1-0
1	Roy Hopkins	0-1-0
1	Chris Johnson	1-0-0
1	Marcus Johnson	1-0-0
1	Brandon Jones	1-0-0
1	Julio Jones	1-0-0
1	Mike Montgomery	0-1-0
1	Dave Parks	1-0-0
1	Carl Pickens	1-0-0
1	Kalif Raymond	1-0-0
1	Bo Scaife	1-0-0
1	Tajaé Sharpe	0-1-0
1	Taywan Taylor	1-0-0
1	Ben Troupe	0-1-0
1	Gary Wellman	1-0-0
1	John White	0-1-0
1	Damian Williams	1-0-0
1	Oliver Williams	0-1-0
1	Roydell Williams	1-0-0
1	Frank Wycheck	1-0-0

CAREER 100-YARD RUSHING GAMES

No.	Player	W-L-T
39	Earl Campbell	28-11-0
36	Eddie George	30-6-0
35	Chris Johnson	26-9-0
34	Derrick Henry	26-8-0
11	Hoyle Granger	8-2-1
8	Mike Rozier	6-2-0
7	Chris Brown	4-3-0
7	LenDale White	6-1-0
7	Lorenzo White	4-3-0
6	Gary Brown	6-0-0
6	Ronnie Coleman	5-1-0
6	DeMarco Murray	4-2-0
6	Charlie Tolar	6-0-0
6	Travis Henry	3-3-0
5	Billy Cannon	5-0-0
3	Rob Carpenter	2-1-0
3	D'Onta Foreman	1-2-0
3	Larry Moriarty	2-1-0
3	Dave Smith	3-0-0
2	Sid Blanks	2-0-0
2	Woody Campbell	2-0-0
2	Allen Pinkett	2-0-0
2	Rodney Thomas	2-0-0
1	Ode Burrell	0-1-0
1	Joe Dawkins	0-1-0
1	Don Hardeman	1-0-0
1	Dontrell Hilliard	0-1-0
1	Skip Hicks	1-0-0
1	Roy Hopkins	1-0-0
1	Marcus Mariota	1-0-0
1	Paul Robinson	0-1-0
1	Fred Willis	0-1-0
1	Butch Woolfolk	1-0-0

CAREER 300-YARD PASSING GAMES

No.	Player	W-L-T
38	Warren Moon	20-18-0
15	George Blanda	5-10-0
10	Steve McNair	4-6-0
9	Ryan Tannehill	7-2-0
8	Marcus Mariota	3-5-0
3	Matt Hasselbeck	3-0-0
3	Jake Locker	1-2-0
3	Billy Volek	0-3-0
3	Dan Pastorini	0-3-0
2	Cody Carlson	1-1-0
2	Ryan Fitzpatrick	1-1-0
2	Jacky Lee	1-0-1
2	Archie Manning	0-2-0
2	Neil O'Donnell	1-1-0
2	Vince Young	1-1-0
1	Pete Beathard	0-0-1
1	Chris Chandler	1-0-0
1	Kerry Collins	0-1-0
1	Lynn Dickey	1-0-0
1	Zach Mettenberger	0-1-0
1	Gifford Nielsen	1-0-0
1	Jerry Rhome	0-1-0
1	Ken Stabler	0-1-0
1	Don Trull	0-1-0

TOP PERFORMANCES BY TEAMMATES

GAMES WITH MORE THAN ONE 100-YARD RUSHER

Dec. 15, 1962	@ New York, Billy Cannon (9-103) and Charlie Tolar (29-107)
Nov. 12, 1967	@ Denver, Woody Campbell (16-101) and Hoyle Granger (22-142)
Dec. 3, 1967	vs. Miami, Woody Campbell (18-141) and Hoyle Granger (25-111)
Sep. 28, 1975	vs. San Diego, Ronnie Coleman (16-112) and Don Hardeman (27-107)
Nov. 27, 1977	vs. Kansas City, Rob Carpenter (14-149) and Ronnie Coleman (15-101)
Oct. 19, 2008	@ Kansas City, Chris Johnson (18-168) and LenDale White (17-149)
Nov. 27, 2008	@ Detroit, Chris Johnson (16-125) and LenDale White (23-106)
Nov. 28, 2021	@ New England, Dontrell Hilliard (12-131) and D'Onta Foreman (19-109)

GAMES WITH MORE THAN ONE 100-YARD RECEIVER

Nov. 25, 1960	@ Boston, Bill Groman (9-171) and Charlie Hennigan (7-113)
Sep. 24, 1961	@ San Diego, Charlie Hennigan (6-109) and John White (6-112)
Oct. 13, 1961	@ Boston, Bill Groman (8-148) and Charlie Hennigan (13-272)
Oct. 22, 1961	vs. Dallas, Bill Groman (4-123) and Charlie Hennigan (4-108)
Sep. 12, 1964	@ San Diego, Sid Banks (12-131) and Charlie Hennigan (7-104)
Nov. 6, 1964	@ Boston, Charles Frazier (9-143) and Willie Frazier (2-102)
Nov. 4, 1973	@ Baltimore, Ken Burrough (7-117) and Dave Parks (5-127)
Nov. 20, 1978	vs. Miami, Mike Barber (4-112) and Ken Burrough (6-103)
Nov. 20, 1988	vs. Phoenix, Ernest Givens (5-118) and Drew Hill (5-100)
Nov. 25, 2001	vs. Pittsburgh, Kevin Dyson (4-112) and Derrick Mason (7-114)
Dec. 2, 2001	@ Cleveland, Kevin Dyson (6-110) and Derrick Mason (3-122)
Dec. 19, 2004	@ Oakland, Derrick Mason (9-121) and Drew Bennett (13-160)
Nov. 24, 2013	@ Oakland, Justin Hunter (6-109) and Kendall Wright (6-103)

GAMES WITH 300-YARD PASSER, TWO 100-YARD RECEIVERS

Nov. 25, 1960	at Boston, Jackie Lee (331 yards passing), Bill Groman (171 receiving), Charlie Hennigan (113 receiving)
Oct. 13, 1961	at Boston, Jacky Lee (457 yards passing), Charlie Hennigan (272 receiving), Bill Groman (148 receiving)
Nov. 6, 1964	at Boston, George Blanda (328 yards passing), Charles Frazier (143 receiving), Willie Frazier (102 receiving)
Nov. 4, 1973	at Baltimore, Lynn Dickey (340 yards passing), Dave Parks (127 receiving), Ken Burrough (117 receiving)
Nov. 25, 2001	vs. Pittsburgh, Steve McNair (334 yards passing), Derrick Mason (114 receiving), Kevin Dyson (112 receiving)
Dec. 19, 2004	at Oakland, Billy Volek (492 yards passing), Drew Bennett (160 receiving), Derrick Mason (121 receiving)
Nov. 24, 2013	at Oakland, Ryan Fitzpatrick (320 yards passing), Justin Hunter (109 receiving), Kendall Wright (103 receiving)

GAMES WITH 100-YARD RUSHER, 100-YARD RECEIVER & 300-YARD PASSER

Dec. 17, 1961	at Oakland, George Blanda (350 yards passing), Billy Cannon (145 rushing), Charlie Hennigan (123 receiving), Willard Dewveall (108 receiving)
Sep. 4, 1983	vs. Green Bay, Archie Manning (348 yards passing), Earl Campbell (123 rushing), Tim Smith (197 receiving)
Nov. 29, 1987	at Indianapolis, Warren Moon (327 yards passing), Mike Rozier (122 rushing), Drew Hill (134 receiving)
Nov. 26, 1990	vs. Buffalo, Warren Moon (300 yards passing), Lorenzo White (125 rushing), Drew Hill (102 receiving)
Sep. 6, 1992	vs. Pittsburgh, Warren Moon (330 yards passing), Lorenzo White (100 rushing) and Haywood Jeffires (117 receiving)
Nov. 29, 2009	vs. Arizona, Vince Young (387 yards passing), Chris Johnson (154 rushing) and Kenny Britt (128 receiving)
Dec. 8, 2019	at Oakland, Ryan Tannehill (391 yards passing), Derrick Henry (103 rushing) and A.J. Brown (153 receiving)
Sept. 27, 2020	at Minnesota, Ryan Tannehill (321 yards passing), Derrick Henry (119 rushing) and Kalif Raymond (118 receiving)
Oct. 18, 2020	vs. Houston, Ryan Tannehill (366 yards passing), Derrick Henry (212 rushing) and Anthony Firkser (113 receiving)
Sept. 19, 2021	at Seattle, Ryan Tannehill (347 yards passing), Derrick Henry (182 rushing) and Julio Jones (128 receiving)

LARGEST WIN/LOSS MARGINS

LARGEST MARGIN OF VICTORY

MARGIN	SCORE	DATE	OPPONENT
1. 55 points	55-0	9/9/61	OAKLAND
2. 47 points	47-0	11/6/77	CHICAGO
3. 44 points	58-14	12/9/90	CLEVELAND
4. 42 points	55-13	11/5/61	at Denver
5. 40 points	47-7	12/13/09	ST. LOUIS
6. 39 points	56-17	10/14/62	N.Y. TITANS
7. 38 points	45-7	9/3/66	DENVER
8. 37 points	47-10	11/27/08	at Detroit
9. 36 points	49-13	11/19/61	N.Y. TITANS
10. 35 points	41-6	12/11/88	CINCINNATI
35 points	38-3	11/14/93	at Cincinnati
12. 34 points	37-3	11/11/12	at Miami
34 points	44-10	12/15/62	at N.Y. Titans
13. 32 points	35-3	12/10/00	CINCINNATI
32 points	35-3	10/27/91	CINCINNATI
32 points	39-7	10/1/89	MIAMI

LARGEST MARGIN OF DEFEAT

MARGIN	SCORE	DATE	OPPONENT
1. 59 points	59-0	10/18/09	at New England
2. 54 points	61-7	12/17/89	at Cincinnati
3. 48 points	55-7	12/23/12	at Green Bay
4. 44 points	44-0	11/1/70	at St. Louis
44 points	61-17	12/17/72	CINCINNATI
6. 43 points	57-14	10/1/17	at Houston
7. 42 points	45-3	11/1/63	at Boston
42 points	52-10	12/20/70	at Dallas
42 points	45-3	9/18/88	at N.Y. Jets
10. 41 points	55-14	11/6/83	CINCINNATI
41 points	51-10	10/13/74	at Minnesota
12. 39 points	52-13	9/18/66	at N.Y. Jets
13. 34 points	34-0	10/9/72	OAKLAND
34 points	34-0	11/26/89	at Kansas City
34 points	41-7	10/23/11	HOUSTON
34 points	41-7	9/19/22	at Buffalo
17. 33 points	40-7	11/22/87	CLEVELAND
33 points	40-7	9/17/06	at San Diego