



BOLT UP
los angeles chargers football



GAME RELEASE



vs.



AFC WILD CARD | SAT. JAN. 11 | 1:30 PM PT

GAME RELEASE

213.719.6600 | Chargers.com | @Chargers

Josh.Rupprecht@Chargers.NFL.com | Jennifer.Rojas@Chargers.NFL.com

Lauren.Georgeson@Chargers.NFL.com | Brock.Anderson@Chargers.NFL.com

Leonie.Strehl@Chargers.NFL.com | Ricky.Martinez@Chargers.NFL.com



CHARGERS FACE HOUSTON IN AFC WILD CARD BOUT

The Los Angeles Chargers go on the road in the AFC Wild Card to play the Houston Texans. Kickoff from NRG Stadium on Sat., Jan. 11 is at 1:30 p.m. PT. Ian Eagle, Charles Davis and Evan Washburn have the call on CBS and Paramount+. The game will be simulcast on Nickelodeon's Wild Card Game Live from Bikini Bottom with Nate Burleson, SpongeBob and Patrick Star in the booth with Dylan Scheffter and Sandy Cheeks reporting from the sidelines. Matt "Money" Smith, Daniel Jeremiah and Shannon Farren will broadcast on the Chargers Radio Network airwaves on AM 570 and KFI 640 AM as well as on SiriusXM 82 or 226 and on the SiriusXM app. Adrian Garcia-Marquez and Francisco Pinto will present the game in Spanish on Que Buena Los Angeles.

Los Angeles has a 6-3 all-time record against the Houston Texans, including 4-1 advantage in the Lone Star State. The game marks the fifth postseason matchup for the Bolts with an AFC South opponent. The Chargers won the last matchup in Week 4 of the 2022 season, 34-24, in Houston.

The Chargers finished the 2024 season as the NFL's top scoring defense, allowing just 17.7 points per game. The unit also allowed just seven rushing touchdowns all season, a single-season team record and the fewest by any NFL team in 2024. Los Angeles protected the football at an elite level, turning the ball over just nine times, a franchise record. Only three of those were interceptions, the fewest in the NFL and another team record, as quarterback **Justin Herbert** became the second player ever to have three-or-fewer interceptions while throwing at least 450 passes in a season. In Week 18, wide receiver **Quentin Johnston** exploded for 186 receiving yards on 13 catches, setting career highs in each category.

Houston won the AFC South for the second-straight season behind quarterback C.J. Stroud, who threw for 3,727 yards and 20 touchdowns. Wide receiver Nico Collins had 1,006 yards and seven scores receiving, while running back Joe Mixon totaled 1,016 yards and 11 touchdowns on the ground. The defense features defensive ends Danielle Hunter and Will Anderson Jr., who had 12.0 and 11.0 sacks on the season, respectively.

BY THE NUMBERS

150 K Cameron Dicker totaled 150 points scored on the season by making a franchise-record 39 field goals on the year and 33 extra points. It was the most points scored in a single season by a kicker in team history.

17.7 The Bolts defense led the NFL in 2024 by allowing just 17.7 points per game.

ON THE CALL

TELEVISION: CBS/PARAMOUNT+

Play-by-play: Ian Eagle

Analyst: Charles Davis

Sideline: Evan Washburn

CHARGERS RADIO: AM 570 & KFI 640 AM

Play-by-play: Matt "Money" Smith

Analyst: Daniel Jeremiah

Sideline: Shannon Farren

TELEVISION: NICKELODEON

In the Booth: Nate Burleson, SpongeBob & Patrick Star

Sideline: Dylan Scheffter & Sandy Cheeks

SPANISH RADIO: QUE BUENA

LOS ANGELES (FM-105.5/94.3)

Play-by-play: Adrian Garcia-Marquez

Analyst: Francisco Pinto

NATIONAL RADIO: WESTWOOD ONE

Play-by-play: Kevin Kugler

Analyst: Ryan Harris

CHARGERS MOBILE APP: Official team news, full game stats and live press conferences are available on the Chargers mobile app. For more details, visit [Chargers.com/app](https://chargers.com/app).

2024 CHARGERS SCHEDULE

PRESEASON (1-2)

| Wk | Date | Opponent | TV | Result |
|----|---------------|-----------|--------|----------|
| 1 | Sat., Aug. 10 | SEATTLE | CBS LA | L, 16-3 |
| 2 | Sat., Aug. 17 | L.A. RAMS | CBS LA | L, 13-9 |
| 3 | Sat., Aug. 24 | at Dallas | CBS LA | W, 26-19 |

REGULAR SEASON (11-6)

| Wk | Date | Opponent | TV | Result |
|----|-----------------|----------------|-------|----------|
| 1 | Sun., Sept. 8 | LAS VEGAS | CBS | W, 22-10 |
| 2 | Sun., Sept. 15 | at Carolina | CBS | W, 26-3 |
| 3 | Sun., Sept. 22 | at Pittsburgh | CBS | L, 20-10 |
| 4 | Sun., Sept. 29 | KANSAS CITY | CBS | L, 17-10 |
| 5 | — | BYE | — | — |
| 6 | Sun., Oct. 13 | at Denver | CBS | W, 23-16 |
| 7 | Mon., Oct. 21 | at Arizona | ESPN+ | L, 17-15 |
| 8 | Sun., Oct. 27 | NEW ORLEANS | FOX | W, 26-8 |
| 9 | Sun., Nov. 3 | at Cleveland | CBS | W, 27-10 |
| 10 | Sun., Nov. 10 | TENNESSEE | FOX | W, 27-17 |
| 11 | Sun., Nov. 17 | CINCINNATI | NBC | W, 34-27 |
| 12 | Mon., Nov. 25 | BALTIMORE | ESPN | L, 30-23 |
| 13 | Sun., Dec. 1 | at Atlanta | CBS | W, 17-13 |
| 14 | Sun., Dec. 8 | at Kansas City | NBC | L, 19-17 |
| 15 | Sun., Dec. 15 | TAMPA BAY | FOX | L, 40-17 |
| 16 | Thurs., Dec. 19 | DENVER | PRIME | W, 34-27 |
| 17 | Sat., Dec. 28 | at New England | NFLN | W, 40-7 |
| 18 | Sun., Jan. 5 | at Las Vegas | CBS | W, 34-20 |

POSTSEASON (0-0)

| Wk | Date | Opponent | TV | Time* |
|------|---------------|------------|----------|-----------|
| W.C. | Sat., Jan. 11 | at Houston | CBS/NICK | 1:30 p.m. |

*All Times Pacific

HOME GAMES IN CAPS

2024 AFC WEST STANDINGS

| Team | W | L | T | Pct. | PF | PA |
|----------------------|-----------|----------|----------|-------------|------------|------------|
| Kansas City | 15 | 2 | 0 | .882 | 385 | 326 |
| L.A. Chargers | 11 | 6 | 0 | .647 | 402 | 301 |
| Denver | 10 | 7 | 0 | .588 | 425 | 311 |
| Las Vegas | 4 | 13 | 0 | .235 | 309 | 434 |

RELEASE INDEX

| Content | Page | Content | Page |
|------------------------|------|-------------------------|------|
| The 2024 Schedule | 2 | Khalil Mack Notes | 26 |
| Texans Series History | 3 | Joey Bosa Notes | 29 |
| Postseason History | 4 | Tuli Tuipulotu Notes | 31 |
| The Matchup | 5 | Daiyan Henley Notes | 32 |
| Connections | 7 | Cameron Dicker Notes | 33 |
| Assistant Coaches | 8 | Other Player Notes | 35 |
| Team Notes | 9 | Career Stats vs. Texans | 37 |
| Justin Herbert Notes | 12 | 2024 Stats | 41 |
| J.K. Dobbins Notes | 21 | Game Summaries | 43 |
| Ladd McConkey Notes | 23 | Rosters & Transactions | 52 |
| Derwin James Jr. Notes | 24 | Media Information | 62 |

BREAKING DOWN THE 2024 SCHEDULE

| SERIES BREAKDOWN | 2024 RECORD | NOTES |
|---|---|---|
|  <p>ALL-TIME: 60-68-2 HOME: 31-33-1 AWAY: 29-35-1 LAST: W, 34-20 — 2025 at Raiders</p> | <p>OVERALL: 4-13-0 HOME: 2-6-0 AWAY: 2-7-0 STANDING: 4th AFC West</p> | <p>The Chargers have won 15 of the past 21 home contests against the Raiders and defeated the Raiders in 12 of the last 20 road games. Los Angeles beat the Raiders at SoFi Stadium last season behind Khalil Mack's single-game franchise-record six sacks.</p> |
|  <p>ALL-TIME: 2-6-0 HOME: 0-4-0 AWAY: 2-2-0 LAST: W, 26-3 — 2024 at Panthers</p> | <p>OVERALL: 5-12-0 HOME: 3-6-0 AWAY: 2-6-0 STANDING: 4th NFC South</p> | <p>Los Angeles heads to Carolina to play the Panthers for just the fourth time in history and first since 2016. In the last matchup, a home game against Carolina in 2020, Justin Herbert made his second career start and threw for 330 yards, becoming the third player in NFL history to top 300 passing yards in each of his first two career starts.</p> |
|  <p>ALL-TIME: 9-24-0 HOME: 7-9-0 AWAY: 2-15-0 LAST: L, 20-10 — 2024 at Steelers</p> | <p>OVERALL: 10-7-0 HOME: 5-3-0 AWAY: 5-4-0 STANDING: 2nd AFC North</p> | <p>The Bolts have won three of the last five bouts in the series, including the 2021 <i>Sunday Night Football</i> come-from-behind victory at home by four points where Justin Herbert become the first player in NFL history to throw for 350 yards and run for 90 in the same game.</p> |
|  <p>ALL-TIME: 57-71-1 HOME: 31-32-1 AWAY: 26-39-0 LAST: L, 19-17 — 2024 at Chiefs</p> | <p>OVERALL: 15-2-0 HOME: 8-0-0 AWAY: 7-2-0 STANDING: 1st AFC West</p> | <p>The Chargers have an all-time regular-season home record against the Chiefs of 31-31-1, with the last five matchups being decided by one score. The Chargers have won two of the last four road games against the Chiefs, including back-to-back wins in 2020 and 2021.</p> |
|  <p>ALL-TIME: 57-72-1 HOME: 38-27-0 AWAY: 19-45-1 LAST: W, 34-27 — 2024 vs. Broncos</p> | <p>OVERALL: 10-7-0 HOME: 6-2-0 AWAY: 4-5-0 STANDING: 3rd AFC West</p> | <p>The Bolts hold a 37-27 regular-season home record against the Broncos. In the 2022 home game on <i>Monday Night Football</i>, Los Angeles beat Denver in overtime, 19-16. 11 of the last 14 matchups in the Mile High City have been decided by one score, including six of them by less than seven points.</p> |
|  <p>ALL-TIME: 11-5-0 HOME: 7-1-0 AWAY: 4-4-0 LAST: L, 17-15 — 2024 at Cardinals</p> | <p>OVERALL: 8-9-0 HOME: 6-3-0 AWAY: 2-6-0 STANDING: 3rd NFC West</p> | <p>The Chargers hold a 11-4 (.733) all-time advantage against Arizona. Los Angeles has won five of the last six games, including a 25-24 come-from-behind victory in 2022. The Week 7 matchup marks the third-ever Monday night contest between the teams and the first since 2014.</p> |
|  <p>ALL-TIME: 8-6-0 HOME: 4-3-0 AWAY: 4-3-0 LAST: W, 26-8 — 2024 vs. Saints</p> | <p>OVERALL: 5-12-0 HOME: 3-6-0 AWAY: 2-6-0 STANDING: 3rd NFC South</p> | <p>The Chargers face the Saints for the 14th time in history, boasting a 7-6 all-time advantage. Typically high-scoring affairs, Los Angeles has eclipsed 25 points in five of the last six games. The late October matchup is the first home game for the Chargers between the teams since 2016.</p> |
|  <p>ALL-TIME: 20-9-1 HOME: 9-4-0 AWAY: 11-5-1 LAST: W, 27-10 — 2024 at Browns</p> | <p>OVERALL: 3-14-0 HOME: 2-6-0 AWAY: 1-8-0 STANDING: 4th AFC North</p> | <p>Winners of 14 of the last 18 matchups with Cleveland, the Chargers hold a 19-9-1 advantage in the regular-season series against the Browns. Los Angeles won the last matchup in Cleveland in 2022, 30-28, and is undefeated in all 14 games in the series when scoring 25 points.</p> |
|  <p>ALL-TIME: 29-16-1 HOME: 20-3-1 AWAY: 9-13-0 LAST: W, 27-17 — 2024 vs. Titans</p> | <p>OVERALL: 3-14-0 HOME: 1-7-0 AWAY: 2-7-0 STANDING: 4th AFC South</p> | <p>The Chargers are 28-16-1 (0.636) against the former AFL West rival. Los Angeles has won 11 of the past 14 games overall, eight straight as the home team. In the eight-straight home wins, the Bolts average 30.8 points and 401.3 net yards per game.</p> |
|  <p>ALL-TIME: 22-14-0 HOME: 11-7-0 AWAY: 11-7-0 LAST: W, 34-27 — 2024 vs. Bengals</p> | <p>OVERALL: 9-8-0 HOME: 3-5-0 AWAY: 6-3-0 STANDING: 3rd AFC North</p> | <p>The game will be the first home matchup for the Chargers against the Bengals since a 26-21 victory in 2018. The Bolts have won three-straight games against Cincinnati, including a 19-point victory in 2021 that saw Justin Herbert throw for 317 yards and three touchdowns, registering a 118.4 passer rating.</p> |
|  <p>ALL-TIME: 5-10-0 HOME: 4-6-0 AWAY: 1-4-0 LAST: L, 30-23 — 2024 vs. Ravens</p> | <p>OVERALL: 12-5-0 HOME: 6-2-0 AWAY: 6-3-0 STANDING: 1st AFC North</p> | <p>The Chargers host the Ravens for the second-straight season, this time featuring brothers at the helm — Los Angeles Head Coach Jim Harbaugh and Baltimore Head Coach John Harbaugh. Last year, the Chargers and Ravens were also on primetime, squaring off on <i>Sunday Night Football</i>.</p> |
|  <p>ALL-TIME: 5-8-0 HOME: 1-6-0 AWAY: 4-2-0 LAST: W, 17-13 — 2024 at Falcons</p> | <p>OVERALL: 8-9-0 HOME: 4-5-0 AWAY: 4-4-0 STANDING: 2nd NFC South</p> | <p>The Bolts have won each of the past three matchups against Atlanta by three points, including one in 2022 that saw Cameron Dicker make a game-winning kick as time expired, earning him AFC Special Teams Player of the Week honors. Nine of the 12 games in series history were decided by one score.</p> |
|  <p>ALL-TIME: 8-5-0 HOME: 3-3-0 AWAY: 5-2-0 LAST: L, 40-17 — 2024 vs. Buccaneers</p> | <p>OVERALL: 10-7-0 HOME: 5-4-0 AWAY: 5-3-0 STANDING: 1st NFC South</p> | <p>With a regular-season record of 8-4 (.667) against the Buccaneers, the Bolts host Tampa Bay for the first time since 2016. Four of the past six games between the teams have been decided by one score. In the all-time series, the Chargers are 5-1 when scoring 25-plus points.</p> |
|  <p>ALL-TIME: 16-24-2 HOME: 6-12-1 AWAY: 11-12-1 LAST: W, 40-7 — 2024 at Patriots</p> | <p>OVERALL: 4-13-0 HOME: 2-6-0 AWAY: 2-7-0 STANDING: 4th AFC East</p> | <p>Los Angeles heads to New England for second-straight season, winning 6-0 last year for the team's first shutout since 2017. The Patriots hold a 24-15-2 advantage in the all-time series, with five of the last seven matchups having been decided by less than 10 points.</p> |

CHARGERS-TEXANS SERIES HISTORY

SERIES BREAKDOWN

| | |
|---|---------------------------------|
| All-Time Series Record | 6-3 (.667) |
| Regular Season Series Record | 6-3 (.667) |
| Chargers All-Time at Texans | 4-1 (.800) |
| Current Streak | .W, One (1) game |
| Last Meeting | Dec. 2, 2022 at Hou. – W, 34-24 |
| Longest Chargers Win Streak | Four (4) games (2002-10) |
| Longest Texans Win Streak | Two (2) games (2019-2021) |
| Head Coach Jim Harbaugh vs. Texans | 1-0 (1.000) |
| Harbaugh All-Time vs. Texans* | 1-0 (1.000) |
| Most Career GP vs. Texans | WR DJ Chark Jr. (8) |

*(Including years as a player)

TEAM SUPERLATIVES AGAINST TEXANS

| | |
|---|----------------------------------|
| Most Points Scored | 35 – Oct. 28, 2007 vs. Hou. |
| Fewest Points Allowed | 3 – Sept. 15, 2002 vs. Hou. |
| Average Points Scored | 27.4 |
| Average Points Allowed | 21.3 |
| Most Points (Combined) | 70 – Dec. 26, 2021 at Hou. |
| Fewest Points (Combined) | 27 – Sept. 15, 2002 vs. Hou. |
| Largest Margin of Victory | 25 – Oct. 28, 2007 vs. Hou. |
| Most Total Net Yards | 419 – Dec. 2, 2022 at Hou. |
| Fewest Total Net Yards Allowed | 118 – Sept. 15, 2002 vs. Hou. |
| Most First Downs | 25 – Dec. 26, 2021 at Hou. |
| Fewest First Downs Allowed | 7 – Sept. 15, 2002 vs. Hou. |
| Most Net Passing Yards | 338 – Dec. 2, 2022 at Hou. |
| Fewest Net Passing Yards Allowed | 29 – Sept. 15, 2002 vs. Hou. |
| Most Rushing Yards | 124 – Sept. 15, 2002 vs. Hou. |
| Fewest Rushing Yards Allowed | 39 – Sept. 22, 2019 vs. Hou. |
| Most Takeaways | 5 – Oct. 28, 2007 vs. Hou. |
| Fewest Giveaways | 0 – Last: Oct. 28, 2007 vs. Hou. |

ALL-TIME GAMES AGAINST TEXANS

| Date | Opponent | Result | Venue |
|----------------|-------------|----------|----------------------------|
| Sept. 15, 2002 | vs. Houston | W, 24-3 | Qualcomm Stadium |
| Sept. 12, 2004 | at Houston | W, 27-20 | Reliant Stadium |
| Oct. 28, 2007 | vs. Houston | W, 35-10 | Qualcomm Stadium |
| Nov. 7, 2010 | at Houston | W, 29-23 | Reliant Stadium |
| Sept. 9, 2013 | vs. Houston | L, 31-28 | Qualcomm Stadium |
| Nov. 27, 2016 | at Houston | W, 21-13 | NRG Stadium |
| Sept. 22, 2019 | vs. Houston | L, 27-20 | Dignity Health Sports Park |
| Dec. 26, 2021 | at Houston | L, 41-29 | NRG Stadium |
| Oct. 2, 2022 | at Houston | W, 34-24 | NRG Stadium |

MOST RECENT SINGLE-GAME HIGHS

| Category | Date | Opp. | Player | No. |
|------------------------|----------------|----------|-------------|-------|
| Completions | Sept. 22, 2019 | vs. Hou. | P.Rivers | 31 |
| Comp. Pct.* | Dec. 26, 2021 | at Hou. | J.Herbert | 77.1 |
| Passing Yards | Dec. 2, 2022 | at Hou. | J.Herbert | 340 |
| Passing TDs | Sept. 9, 2013 | vs. Hou. | P.Rivers | 4 |
| Passer Rating* | Nov. 7, 2010 | at Hou. | P.Rivers | 137.2 |
| Rushing Yards | Sept. 12, 2004 | at Hou. | L.Tomlinson | 121 |
| Rushing TDs | Dec. 2, 2022 | at Hou. | A.Ekeler | 2 |
| Receptions | Sept. 22, 2019 | vs. Hou. | K.Allen | 13 |
| Receiving Yards | Sept. 22, 2019 | vs. Hou. | K.Allen | 183 |
| Receiving TDs | Sept. 22, 2019 | vs. Hou. | K.Allen | 2 |
| Scrim. Yards | Sept. 22, 2019 | vs. Hou. | K.Allen | 186 |
| Scrim. TDs | Dec. 2, 2022 | at Hou. | A.Ekeler | 2 |
| Tackles | Sept. 9, 2013 | vs. Hou. | B.Bird | 14 |
| Sacks | Sept. 15, 2002 | vs. Hou. | B.Leber | 3.0 |
| Interceptions | Oct. 28, 2007 | vs. Hou. | A.Cromartie | 2 |
| FG Made | Dec. 26, 2021 | at Hou. | D.Hopkins | 3 |
| Net Punt Avg.** | Sept. 28, 2007 | vs. Hou. | M.Scifres | 52.8 |

*Min. 20 Pass Attempts

**Min. Three Punts

CHARGERS POSTSEASON HISTORY

TEAM POSTSEASON SUPERLATIVES

Most Points Scored 51 — Jan. 5, 1964 vs. Boston
Fewest Points Allowed 0 — Jan. 2, 1993 vs. K.C.
Average Points Scored 19.8
Average Points Allowed 23.1
Most Points (Combined) 79 — Jan. 2, 1982 at Mia.
Fewest Points (Combined) 13 — Dec. 24, 1961 vs. Houston Oilers
Largest Margin of Victory 41 — Jan. 5, 1964 vs. Boston
Most Total Net Yards 610 — Jan. 5, 1964 vs. Boston
Fewest Total Net Yards Allowed 229 — Jan. 6, 2019 at Bal.
Most First Downs 34 — Jan. 2, 1982 at Mia.
Fewest First Downs Allowed 11 — Jan. 6, 2019 at Bal.
Most Net Passing Yards 415 — Jan. 2, 1982 at Mia.
Fewest Net Passing Yards Allowed 93 — Jan. 17, 2010 vs. NYJ
Most Rushing Yards 318 — Jan. 5, 1964 vs. Boston
Fewest Rushing Yards Allowed 26 — Jan. 8, 1995 vs. Mia.
Most Takeaways 7 — Dec. 24, 1961 vs. Houston Oilers
Fewest Giveaways 0 — Last: Jan. 14, 2023 at Jax.

MOST RECENT SINGLE-GAME HIGHS

| Category | Date | Opp./Loc. | Player | No. |
|-----------------|---------------|-----------|-----------|-------|
| Completions | Jan. 2, 1982 | at Mia. | D.Fouts | 33 |
| Comp. Pct.* | Jan. 8, 2005 | vs. NYJ | D.Brees | 73.8 |
| Passing Yards | Jan. 2, 1982 | at Mia. | D.Fouts | 433 |
| Passing TDs | Jan. 13, 2019 | at N.E. | P.Rivers | 3 |
| Passer Rating* | Jan. 12, 2014 | at Den. | P.Rivers | 115.8 |
| Rushing Yards | Jan. 5, 1964 | vs. Bos. | K.Lincoln | 206 |
| Rushing TDs | Jan. 14, 2023 | at Jax. | A.Ekeler | 2 |
| Receptions | Jan. 2, 1982 | at Mia. | K.Winslow | 13 |
| Receiving Yards | Jan. 2, 1982 | at Mia. | K.Winslow | 166 |
| Receiving TDs | Jan. 12, 2014 | at Den. | K.Allen | 2 |
| Scrim. Yards | Jan. 5, 1964 | vs. Bos. | K.Lincoln | 329 |
| Scrim. TDs | Jan. 14, 2023 | at Jax. | A.Ekeler | 2 |
| Tackles | Jan. 13, 2008 | at Ind. | S.Cooper | 16 |
| Sacks | Jan. 2, 1993 | vs. K.C. | L.O'Neal | 2.5 |
| Interceptions | Jan. 14, 2023 | at Jax. | A.Samuel | 3 |
| FGs Made | Jan. 6, 2019 | at Bal. | M.Badgley | 5 |
| Net Punt Avg.** | Jan. 3, 2009 | vs. Ind. | M.Scifres | 51.7 |

*Min. 20 Pass Attempts

**Min. Three Punts

ALL-TIME POSTSEASON GAMES

| Date | Game Played | Opponent | Result |
|---------------|------------------|--------------------------|---------------|
| Jan. 1, 1961 | AFL Championship | at Houston Oilers | L, 24-16 |
| Dec. 24, 1961 | AFL Championship | vs. Houston Oilers | L, 10-3 |
| Jan. 5, 1964 | AFL Championship | vs. Boston Patriots | W, 51-10 |
| Dec. 27, 1964 | AFL Championship | at Buffalo Bills | L, 20-7 |
| Dec. 26, 1965 | AFC Championship | vs. Buffalo Bills | L, 23-0 |
| Dec. 29, 1979 | AFC Divisional | vs. Houston Oilers | L, 17-14 |
| Jan. 3, 1981 | AFC Divisional | vs. Buffalo Bills | W, 20-14 |
| Jan. 11, 1981 | AFC Championship | vs. Oakland Raiders | L, 34-27 |
| Jan. 2, 1982 | AFC Divisional | at Miami Dolphins | W, 41-38 (OT) |
| Jan. 10, 1982 | AFC Championship | at Cincinnati Bengals | L, 27-7 |
| Jan. 9, 1983 | AFC First Round | at Pittsburgh Steelers | W, 31-28 |
| Jan. 16, 1983 | AFC Second Round | at Miami Dolphins | L, 34-13 |
| Jan. 2, 1993 | AFC Wild Card | vs. Kansas City Chiefs | W, 17-0 |
| Jan. 10, 1993 | AFC Divisional | at Miami Dolphins | L, 31-0 |
| Jan. 8, 1995 | AFC Divisional | vs. Miami Dolphins | W, 22-21 |
| Jan. 15, 1995 | AFC Championship | at Pittsburgh Steelers | W, 17-13 |
| Jan. 29, 1995 | Super Bowl XXIX | vs. San Francisco 49ers* | L, 49-26 |
| Dec. 31, 1995 | AFC Wild Card | vs. Indianapolis Colts | L, 35-20 |
| Jan. 8, 2005 | AFC Wild Card | vs. New York Jets | L, 20-17 (OT) |
| Jan. 14, 2007 | AFC Divisional | vs. New England Patriots | L, 24-21 |
| Jan. 6, 2008 | AFC Wild Card | vs. Tennessee Titans | W, 17-6 |
| Jan. 13, 2008 | AFC Divisional | at Indianapolis Colts | W, 28-24 |
| Jan. 20, 2008 | AFC Championship | at New England Patriots | L, 21-12 |
| Jan. 3, 2009 | AFC Wild Card | vs. Indianapolis Colts | W, 23-17 (OT) |
| Jan. 11, 2009 | AFC Divisional | at Pittsburgh Steelers | L, 35-24 |
| Jan. 18, 2010 | AFC Divisional | vs. New York Jets | L, 17-14 |
| Jan. 5, 2014 | AFC Wild Card | at Cincinnati Bengals | W, 27-10 |
| Jan. 12, 2014 | AFC Divisional | at Denver Broncos | L, 24-17 |
| Jan. 6, 2019 | AFC Wild Card | at Baltimore Ravens | W, 23-17 |
| Jan. 13, 2019 | AFC Divisional | at New England Patriots | L, 41-28 |
| Jan. 14, 2023 | AFC Wild Card | at Jacksonville Jaguars | L, 31-30 |

*Visiting team for Super Bowl XXIX, hosted in South Florida at Joe Robbie Stadium (Miami, Florida)

THE MATCHUP

AT THE HELM



JIM HARBAUGH

Chargers Head Coach

Overall Record: 60-28-1 (.680)
 Reg. Season Record: 55-25-1 (.685)
 Postseason Record: 5-3 (.625)
 Record vs. HOU: 1-0 (1.000)
 Road Record (Post.): 3-1 (.750)

Hometown: Toledo, Oh.
 College: Michigan '87

Harbaugh brings with him a winning culture, posting a 144-52 record as a collegiate head coach and a 49-22-1 record as an NFL head coach. In four years, he led the San Francisco 49ers to three-straight NFC Championship Games, including an appearance in Super Bowl XLVII.

With a keen eye for talent and an ability to develop players, Harbaugh coached nine eventual first-round selections over his nine-season tenure at Michigan (2015-23). Over the course of his four seasons (2011-14) with San Francisco, Harbaugh coached 17 players to a combined 30 Pro Bowl selections — the second-most Pro Bowlers in the NFL in that time. Eight of those players were also recognized as first-team All-Pro selections from *The Associated Press*, including linebackers Patrick Willis (twice) and NaVorro Bowman (three times).

Prior to being a head coach in the NFL, Harbaugh spent four years at the helm at Stanford University (2007-10) and three at the University of San Diego (2004-06). He turned around a Stanford program that went 1-11 in 2006 and led the Cardinal to 29 wins over his four seasons in Palo Alto, Calif., including a 12-win season that culminated in an Orange Bowl victory in 2010. Harbaugh broke into the head coaching ranks at San Diego, leading the Toreros to a 29-6 record in three years.

Harbaugh played quarterback at the University of Michigan, finishing his career as one of the most efficient passers in college football history. He posted a 21-3-1 record as a starter for the Wolverines, earning first-team All-American honors and finishing third in voting for the Heisman Trophy in 1986. Harbaugh paced the nation in 1985 in passing efficiency rating, while his career passing efficiency rating ranked as the best in NCAA history for more than 12 years following his time at Michigan.



DeMECO RYANS

Texans Head Coach

Overall Record: 21-15-0 (.583)
 Reg. Season Record: 20-14-0 (.588)
 Postseason Record: 1-1 (.500)
 Record vs. LAC: 0-0 (.000)
 Home Record (Post.): 1-0 (1.00)

Hometown: Bessemer, Ala.
 College: Alabama — '06

DeMeco Ryans enters his second season as head coach of the Texans after being named to the role on Jan. 31, 2023, becoming the sixth head coach in franchise history.

In the Texans' first year under Ryans, the Texans finished with an 10-7 record and clinched a playoff berth for the first time since 2019. Houston won their seventh AFC South title and became the first team in NFL history to win their division with a rookie quarterback and first-year head coach. Additionally, Ryans and QB C.J. Stroud became the fourth rookie quarterback and first-year head coach to win a playoff game together. The Texans defeated the Cleveland Browns, 45-14, in the Wild Card round to secure their fifth playoff victory in team history.

Houston finished with 11 total wins, including the postseason, which marked the fifth time in team history recording 11-or-more wins in a season. Under Ryans, Stroud and DE Will Anderson Jr. were named the Associated Press NFL Offensive and Defensive Rookie of the Year, marking a Texans sweep of the top rookie awards. The Texans are the fourth team since 1967 to win both Offensive and Defensive Rookie of the Year in the same season. The team's bright season produced two AFC Player of the Month awards, six Player of the Week awards and two NFL Offensive Rookie of the Month awards, while Stroud, Anderson and T Laremy Tunsil were all selected to the Pro Bowl following the season.

A native of Bessemer, Ala., Ryans played linebacker at the University of Alabama (2002-05). As a senior, he was a unanimous All-American selection, SEC Defensive Player of the Year and earned first-team All-SEC honors in 2005.

2024 REGULAR SEASON TEAM RANKINGS

11-6
2nd (AFC West)

10-7
1st (AFC South)

OFFENSE (NFL RANK)

23.6 (11th) Points Per Game 21.9 (19th)
 324.2 (20th) Net Yds. Per Game 319.7 (22nd)
 110.7 (17th) Net Rushing Yds. Per Game 112.3 (15th)
 213.5 (19th) Net Passing Yds. Per Game 207.4 (21st)
 5.42 (15th) Scrimmage Yds. Per Play 5.14 (21st)
 3/17 Opp. Interceptions/Return Yds. 12/76
 44/272 Sacks Allowed/Yds. 54/426
 20/6 Fumbles/Lost 14/7
 40.27% (11th) Third Down Pct. 37.66% (20th)
 56.00% (18th) Red Zone TD Pct. 49.12% (26th)
 30:40 (11th) Time of Possession Avg. 30:54 (7th)
 9 (2nd) Giveaways 19 (T-11th)

DEFENSE (NFL RANK)

17.7 (1st) Points Per Game 21.9 (14th)
 324.4 (11th) Net Yds. Per Game 315.0 (6th)
 117.5 (14th) Net Rushing Yds. Per Game 114.0 (11th)
 206.9 (7th) Net Passing Yds. Per Game 201.0 (6th)
 5.32 (13th) Scrimmage Yds. Per Play 5.10 (4th)
 15/173 Interceptions/ Return Yds. 19/275
 46/245 Sacks/Yds. 49/336
 11/6 Opp. Fumbles/Lost 22/10
 35.71% (5th) Third Down Pct. 35.91% (7th)
 45.00% (1st) Red Zone TD Pct. 63.64% (27th)
 21 (13th) Takeaways 29 (5th)

+12 (T-3rd) TURNOVER MARGIN +10 (7th)

SPECIAL TEAMS (NFL RANK)

46.7 (20th) Punts-Avg. Yds. (Gross) 47.4 (15th)
 41.9 (11th) Punts-Avg. Yds. (Net) 43.4 (3rd)
 12.0 (6th) Punt Returns-Avg. Per. 8.3 (24th)
 9.6 (17th) Punt Returns-Avg. Per Allowed. 4.8 (1st)
 27.7 (17th) Kickoff Returns-Avg. Per 31.4 (3rd)
 28.6 (23rd) Kickoff Returns-Avg. Per Allowed. 26.8 (9th)
 39/42 (3rd) Field Goals Made/Attempted. 36/42 (5th)

PENALTIES (NFL RANK)

91/789 (1st) Penalties Against/Yds. 119/981 (T-28th)

THE MATCHUP

WITHIN STRIKING DISTANCE

Los Angeles Chargers

- With a win, would improve to 7-3 in the Wild Card all-time, giving the Bolts a .700 winning percentage in the round, the second-best by an AFC team in history.

OLB Joey Bosa

- Needs 2.5 sacks to reach 3.5 for his postseason career, setting the franchise postseason record (currently held by Shawn Lee, 3.0).
- Needs 3.0 sacks to record the most in a single postseason game in franchise history (Leslie O'Neal had 2.5 in 1992 AFC Wild Card vs. Kansas City).

K Cameron Dicker

- Needs two made field goals to reach five for his postseason career, tying for the fourth-most in the postseason by a single player in franchise history.
- Needs four made field goals to reach seven for his postseason career, tying for the second-most in the postseason by a single player in franchise history.
- Needs five made field goals to reach eight for his postseason career, tying for the most in the postseason by a single player in franchise history.
- Needs six made field goals to reach nine for his postseason career, setting the franchise postseason record.
 - It would tie for the most in a postseason game in NFL history (Pittsburgh's Chris Boswell, 2016 AFC Divisional).

QB Justin Herbert

- Needs 300 passing yards to be the fourth player in franchise history to have a 300-yard game in the postseason.

WR Ladd McConkey

- Needs 10 catches to become the third Charger to have double-digit catches in a single postseason game.

WR Quentin Johnston

- Needs 10 catches to become the third Charger to have double-digit catches in a single postseason game.



2024 INDIVIDUAL LEADERS



11-6
2nd (AFC West)



10-7
1st (AFC South)

PASSING YARDS

| | | | |
|--------------------|-------|------------------|-------|
| Herbert | 3,870 | Stroud | 3,727 |
| Heinicke | 28 | Mills | 212 |

RUSHING YARDS

| | | | |
|-------------------|-----|------------------|-------|
| Dobbins | 905 | Mixon | 1,016 |
| Edwards | 365 | Pierce | 293 |
| Herbert | 306 | Stroud | 233 |

RECEIVING YARDS

| | | | |
|--------------------|-------|-------------------|-------|
| McConkey | 1,149 | Collins | 1,006 |
| Johnston | 711 | Dell | 667 |
| Palmer | 584 | Schultz | 532 |
| Dissly | 481 | Diggs | 496 |

POINTS SCORED

| | | | |
|--------------------|-----|---------------------|-----|
| Dicker | 150 | Fairbairn | 142 |
| Dobbins | 54 | Mixon | 72 |
| Johnston | 48 | Collins | 42 |

INTERCEPTIONS

| | | | |
|------------------------|---|--------------------|---|
| Still | 4 | Bullock | 5 |
| Molden | 3 | Stingley | 5 |
| Eight others | 1 | Lassiter | 3 |

SACKS

| | | | |
|---------------------|-----|--------------------|------|
| Tuipulotu | 8.5 | Hunter | 12.0 |
| Mack | 6.0 | Anderson | 11.0 |
| Dupree | 6.0 | Settle | 5.0 |

TACKLES (SOLO)

| | | | |
|-------------------|----------|---------------------|----------|
| Henley | 142 (82) | To'oTo'o | 104 (53) |
| James Jr. | 93 (60) | Murray | 74 (49) |
| Molden | 72 (40) | Al-Shaair | 70 (45) |
| Still | 62 (45) | Pitre | 65 (44) |

KICKOFF RETURNS (AVG.)

| | | | |
|-----------------|-----------|------------------|----------|
| Davis | 19 (27.6) | Pierce | 9 (37.7) |
| | | Sims | 7 (27.9) |

PUNT RETURNS (AVG.); FC

| | | | |
|-----------------|---------------|-----------------|--------------|
| Davis | 19 (12.4); 22 | Woods | 15 (9.6); 14 |
|-----------------|---------------|-----------------|--------------|

FIELD GOALS

| | | | |
|------------------|---------------|---------------------|---------------|
| Dicker | 39-42 (92.9%) | Fairbairn | 36-42 (85.7%) |
|------------------|---------------|---------------------|---------------|

PUNTS (GROSS/NET AVG.)


| | | | |
|-----------------|----------------|--------------------|----------------|
| Scott | 72 (46.7/41.9) | Townsend | 76 (48.0/44.0) |
|-----------------|----------------|--------------------|----------------|


*Player no longer with team.

CHARGERS-TEXANS CONNECTIONS

COLLEGE CONNECTIONS


| | | | |
|--|-----------------|-------------------|---------|
|  | LAC | Jim Harbaugh | 2015-23 |
| | LAC | RB Hassan Haskins | 2018-21 |
| | LAC | Ben Herbert | 2018-23 |
| | LAC | Ben Rabe | 2019-23 |
| | LAC | LB Junior Colson | 2021-23 |
| | LAC | Steve Clinkscale | 2021-23 |
| LAC | Dylan Roney | 2021-23 | |
| HOU | WR Nico Collins | 2017-20 | |
| HOU | Ben McDaniels | 2018-20 | |
| HOU | Stephen Adegoke | 2021 | |


| | | | |
|--|-----|----------------------|---------|
|  | LAC | C Bradley Bozeman | 2013-17 |
| | LAC | P JK Scott | 2014-17 |
| | LAC | DL Justin Eboigbe | 2019-23 |
| | HOU | TE Irv Smith | 2016-18 |
| | HOU | WR John Metchie III | 2019-21 |
| | HOU | LB Christian Harris | 2019-21 |
| | HOU | DE Will Anderson Jr. | 2020-22 |
| | HOU | LB Henry To'oTo'o | 2021-22 |

| | | | |
|--|-----|--------------------|---------|
|  | LAC | OL Jamaree Salyer | 2018-21 |
| | LAC | WR Ladd McConkey | 2020-23 |
| | LAC | Robert Muschamp | 2021-22 |
| | HOU | CB Kamari Lassiter | 2021-23 |


| | | | |
|--|-----|-----------------------|---------|
|  | LAC | WR DJ Chark Jr. | 2014-18 |
| | LAC | CB Kristian Fulton | 2016-19 |
| | LAC | Jeff Carpenter | 2021 |
| | HOU | DE Danielle Hunter | 2012-14 |
| | HOU | LB Devin White | 2016-18 |
| | HOU | T Austin Deculus | 2017-21 |
| | HOU | CB Derek Stingley Jr. | 2019-21 |
| | HOU | Sean Baker | 2020 |


| | | | |
|--|----------------|-----------------------|---------|
|  | LAC | C Sam Mustipher | 2014-18 |
| | LAC | S Alohi Gilman | 2017-19 |
| | LAC | Chris O'Leary | 2018-23 |
| | LAC | CB Cam Hart | 2019-23 |
| | LAC | Mike Elston | 2020-21 |
| | LAC | T Joe Alt | 2021-23 |
| | HOU | DT Kurt Hinish | 2017-21 |
| | HOU | C/G Jarrett Patterson | 2018-22 |
| HOU | T Blake Fisher | 2021-23 | |

| | | | |
|--|-----|-----------------|---------|
|  | LAC | RB J.K. Dobbins | 2017-19 |
| | HOU | Bill Davis | 2016-18 |
| | HOU | CB Jeff Okudah | 2017-19 |
| | HOU | DT Tommy Togiai | 2018-20 |
| | HOU | TE Cade Stover | 2019-23 |

| | | | |
|--|-----|--------------------|---------|
|  | LAC | OLB Tuli Tuipulotu | 2020-22 |
| | LAC | Kiel McDonald | 2022-23 |
| | HOU | S Calen Bullock | 2021-23 |
| | HOU | DE Solomon Byrd | 2022-23 |

| | | | |
|--|-----|-------------------|---------|
|  | LAC | T Foster Sarell | 2017-20 |
| | LAC | TE Tucker Fisk | 2018-21 |
| | HOU | TE Dalton Schultz | 2014-17 |
| | HOU | QB Davis Mills | 2017-20 |

| | | | |
|--|-----|-------------------|---------|
|  | LAC | WR Joshua Palmer | 2017-20 |
| | LAC | Robert Muschamp | 2019-20 |
| | HOU | LB Henry To'oTo'o | 2019-20 |
| | HOU | Nate Ollie | 2015-17 |

| | | | |
|--|-----|------------------|---------|
|  | LAC | DL Poona Ford | 2014-17 |
| | LAC | K Cameron Dicker | 2018-21 |
| | HOU | CB Kris Boyd | 2015-18 |

Underlined indicates coaching or administrative roles.

NOTEWORTHY BONDS

Chargers Head Coach Jim Harbaugh had **Texans Wide Receivers Coach/ Passing Game Coordinator Ben McDaniels** on his staff as an offensive analyst and quarterbacks coach at Michigan from 2018-20. Houston **Safeties Coach Stephen Adegoke** was a graduate assistant under Harbaugh at Michigan in 2021 and **WR Nico Collins** played for Harbaugh with the Wolverines from 2017-20.

Chargers **S Tony Jefferson** (2021) and **Quarterbacks Coach Shane Day** (2019-20) crossed paths with Texans **Head Coach DeMeco Ryans** at the 49ers when Ryans was the inside linebackers coach (2018-20) and the defensive coordinator (2021-22). Los Angeles **Senior Defensive Analyst Rick Minter** was the linebackers coach for the Philadelphia Eagles from 2013-15 when Ryans played linebacker there.

Chargers **DL Teair Tart** (2023), **QB Taylor Heinicke** (2017) and **LB Denzel Perryman** (2023) each played for the Texans earlier in their careers. **Offensive Coordinator Greg Roman** (2002-05), **Offensive Line Coach Mike Devlin** (2015-20), **Quality Control/Wide Receivers Coach Jeff Carpenter** (2015), **Run Game Coordinator Andy Bischoff** (2021) and **Quarterbacks Coach Shane Day** (2023) also spent time on Houston's coaching staff.

Houston **Defensive Assistant Ryan Milus** spent the 2020 season with the Chargers as a defensive quality control.

Los Angeles **OLB Khalil Mack** and Texans **DT Mario Edwards** shared a defensive meeting room twice in their careers, playing together for three seasons with the Raiders (2015-17) and two seasons at the Chicago Bears (2020-21).

Chargers **DL Otito Ogbornia** is from Houston, Texas.

Texans **CB Myles Bryant** and **S Calen Bullock** are from Pasadena, Calif. **DE Solomon Byrd** is from Palmdale, Calif. and **WR Robert Woods** is from Gardena, Calif. Bullock, Byrd and Woods attended Southern California. **K Ka'imi Fairbairn** attended UCLA.

PRO CONNECTIONS

| | |
|---------------------------|--|
| QB Taylor Heinicke (2023) | Defensive/Special Teams Assistant Sean Baker (2013-15) |
| TE Tucker Fisk (2022-23) | Offensive Assistant Mike Snyder (2022-23) |
| LS Josh Harris (2012-21) | DT Tommy Togiai (2023) |
| OLB Bud Dupree (2023) | CB Jeff Okudah (2023) |

| | |
|--|---------------------------------|
| RB Gus Edwards (2018-23) | LB Del'Shawn Phillips (2022-23) |
| RB J.K. Dobbins (2020-23) | |
| General Manager Joe Hortiz (1998-23) | |
| Offensive Coordinator Greg Roman (2017-22) | |
| OL Coach Mike Devlin (2022-23) | |
| C Sam Mustipher (2023) | |

| | |
|--|---------------------------|
| Offensive Coordinator Greg Roman (2015-16) | DE Jerry Hughes (2013-21) |
| WRs Coach Sanjay Lal (2015-16) | WR Robert Woods (2013-16) |
| DL Poona Ford (2023) | DT Tim Settle (2022-23) |

| | |
|---------------------------|---|
| OLB Khalil Mack (2018-21) | Senior Offensive Assistant Bill Lazor (2020-21) |
| C Sam Mustipher (2019-22) | Offensive Assistant Mike Snyder (2018-21) |
| | DT Mario Edwards (2020-21) |

| | |
|---------------------------------|---------------------------------------|
| OLB Khalil Mack (2014-17) | DE Denico Autry (2014-17) |
| LBs Coach NaVorro Bowman (2017) | DT Mario Edwards (2015-17) |
| LB Denzel Perryman (2021-22) | Defensive Assistant Ryan Milus (2021) |

| | |
|--|---|
| Senior Defensive Analyst Rick Minter (2013-15) | Head Coach DeMeco Ryans (2012-15) |
| K Cameron Dicker (2022) | Senior Offensive Assistant Bill Lazor 2013 |
| Passing Game Coordinator Marcus Brady Jr. (2023) | LBs Coach Bill Davis (2013-15) |
| | DE Derek Barnett (2017-23) |
| | Defensive Passing Game Coord. Cory Undlin (2015-19) |

| | |
|------------------------------------|---|
| LBs Coach NaVorro Bowman (2010-17) | Offensive Coordinator Bobby Slowik (2017-22) |
| QBs Coach Shane Day (2019-20) | Head Coach DeMeco Ryans (2017-22) |
| S Tony Jefferson (2021) | LB Azeez Al-Shaair (2019-22) |
| | Defensive Pass Game Coordinator Cory Undlin (2021-22) |

| | |
|------------------------------|---------------------------|
| OLB Bud Dupree (2021-22) | DE Denico Autry (2021-23) |
| CB Kristian Fulton (2020-23) | DT Mario Edwards (2022) |
| DL Teair Tart (2020-23) | WR Robert Woods (2022) |
| EB Hassan Haskins (2022-23) | LB Azeez Al-Shaair (2023) |

Italicized indicates coaches who were players at the time.

ASSISTANT COACHES



RYAN FICKEN

SPECIAL TEAMS COORDINATOR

18TH NFL SEASON | 3RD SEASON WITH CHARGERS



GREG ROMAN

OFFENSIVE COORDINATOR

26TH NFL SEASON | 1ST SEASON WITH CHARGERS



NAVORRO BOWMAN

LINEBACKERS

9TH NFL SEASON | 1ST SEASON WITH CHARGERS



JEFF CARPENTER

OFFENSIVE QUALITY CONTROL/WIDE RECEIVERS

1ST NFL SEASON | 1ST SEASON WITH CHARGERS



SHANE DAY

QUARTERBACKS

16TH NFL SEASON | 3RD SEASON WITH CHARGERS



MIKE ELSTON

DEFENSIVE LINE

1ST NFL SEASON | 1ST SEASON WITH CHARGERS



CHRIS GOULD

ASSISTANT SPECIAL TEAMS

10TH NFL SEASON | 3RD SEASON WITH CHARGERS



MIKE HIESTAND

DEFENSIVE ASSISTANT

6TH NFL SEASON | 3RD SEASON WITH CHARGERS



KIEL McDONALD

RUNNING BACKS

1ST NFL SEASON | 1ST SEASON WITH CHARGERS



ROBERT MUSCHAMP

DEFENSIVE QUALITY CONTROL

2ND NFL SEASON | 2ND SEASON WITH CHARGERS



DYLAN RONEY

DEFENSIVE ASSISTANT

1ST NFL SEASON | 1ST SEASON WITH CHARGERS



MARC TRESTMAN

SENIOR OFFENSIVE ASSISTANT

25TH NFL SEASON | 1ST SEASON WITH CHARGERS



JESSE MINTER

DEFENSIVE COORDINATOR

5TH NFL SEASON | 1ST SEASON WITH CHARGERS



ANDY BISCHOFF

RUN GAME COORDINATOR/TIGHT ENDS


12TH NFL SEASON | 1ST SEASON WITH CHARGERS



MARCUS BRADY

PASSING GAME COORDINATOR

7TH NFL SEASON | 1ST SEASON WITH CHARGERS



STEVE CLINKSCALE

DEFENSIVE BACKS

1ST NFL SEASON | 1ST SEASON WITH CHARGERS



MIKE DEVLIN

OFFENSIVE LINE

29TH NFL SEASON | 1ST SEASON WITH CHARGERS



JONATHAN GOODWIN

OFFENSIVE ASSISTANT/QUARTERBACKS

14TH NFL SEASON | 1ST SEASON WITH CHARGERS



NICK HARDWICK

ASSISTANT OFFENSIVE LINE

12TH NFL SEASON | 12TH SEASON WITH CHARGERS



SANJAY LAL

WIDE RECEIVERS

18TH NFL SEASON | 1ST SEASON WITH CHARGERS



RICK MINTER

SENIOR DEFENSIVE ANALYST


4TH NFL SEASON | 1ST SEASON WITH CHARGERS



CHRIS O'LEARY

SAFETIES

1ST NFL SEASON | 1ST SEASON WITH CHARGERS



PHIL SERCHIA

OFFENSIVE ASSISTANT

2ND NFL SEASON | 2ND SEASON WITH CHARGERS



WILL TUKUAFU

ASSISTANT DEFENSIVE LINE

4TH NFL SEASON | 1ST SEASON WITH CHARGERS

TEAM NOTES

WELCOME TO L.A.



24 players on Los Angeles' active roster are new this season.

HOW NEW CHARGERS WERE ACQUIRED

| How Acquired | New Players |
|---------------------------|-------------|
| Draft Selections | 7 |
| Undrafted Free Agents/IPP | 0 |
| Veteran Free Agents | 17 |
| Practice Squad Signings | 0 |
| Trades | 1 |
| Waiver Claims | 1 |
| Totals | 24 |

NEW CHARGERS ON THE ACTIVE ROSTER

| Pos. | Player | Exp. | How Acq. |
|------|----------------------|------|-------------------------|
| T | Joe Alt | R | Draft Selection (1-5) |
| C | Bradley Bozeman | 7 | Free Agent |
| WR | DJ Chark Jr. | 7 | Free Agent |
| LB | Junior Colson | R | Draft Selection (3-69) |
| TE | Will Dissly | 7 | Free Agent |
| RB | J.K. Dobbins | 5 | UFA (Baltimore) |
| OLB | Bud Dupree | 10 | Free Agent |
| LB | Troy Dye | 5 | UFA (Minnesota) |
| DL | Justin Eboigbe | R | Draft Selection (4-105) |
| RB | Gus Edwards | 7 | UFA (Baltimore) |
| TE | Tucker Fisk | 2 | Free Agent |
| DL | Poona Ford | 7 | UFA (Buffalo) |
| CB | Kristian Fulton | 5 | UFA (Tennessee) |
| CB | Cam Hart | R | Draft Selection (5-140) |
| RB | Hassan Haskins | 3 | Waivers (Tennessee) |
| QB | Taylor Heinicke | 7 | Trade (Atlanta) |
| TE | Hayden Hurst | 7 | Free Agent |
| WR | Ladd McConkey | R | Draft Selection (2-34) |
| C | Sam Mustipher | 5 | Free Agent |
| LB | Denzel Perryman | 10 | UFA (Houston) |
| LB | Shaquille Quarterman | 5 | Free Agent |
| CB | Tarheeb Still | R | Draft Selection (5-137) |
| DL | Teair Tart | 5 | Free Agent |
| RB | Kimani Vidal | R | Draft Selection (6-181) |

COACH LOCATIONS

For the 2024 season, 16 members of the Chargers coaching staff will be down on the sideline while nine others will be up in the booth. The location of each coach can be seen below:

CHARGERS COACHES DOWN ON THE SIDELINE (16)

| Name | Position |
|------------------|----------------------------------|
| Jim Harbaugh | Head Coach |
| Ryan Ficken | Special Teams Coordinator |
| Jesse Minter | Defensive Coordinator |
| Andy Bischoff | Run Game Coordinator/Tight Ends |
| NaVorro Bowman | Linebackers |
| Marcus Brady | Passing Game Coordinator |
| Steve Clinkscale | Defensive Backs |
| Shane Day | Quarterbacks |
| Mike Devlin | Offensive Line |
| Mike Elston | Defensive Line |
| Jonathan Goodwin | Offensive Assistant/Quarterbacks |
| Chris Gould | Assistant Special Teams |
| Nick Hardwick | Assistant Offensive Line |
| Sanjay Lal | Wide Receivers |
| Kiel McDonald | Running Backs |
| Dylan Roney | Defensive Assistant |

CHARGERS COACHES UP IN THE BOOTH (9)

| Name | Position |
|-----------------|--|
| Greg Roman | Offensive Coordinator |
| Jeff Carpenter | Offensive Quality Control/Wide Receivers |
| Mike Hiestand | Defensive Assistant |
| Rick Minter | Senior Defensive Analyst |
| Robert Muschamp | Defensive Quality Control |
| Chris O'Leary | Safeties |
| Phil Serchia | Offensive Assistant |
| Marc Trestman | Senior Offensive Assistant |
| Will Tukuafu | Assistant Defensive Line |

TEAM NOTES

WINNING THE TAKEAWAY BATTLE

The Chargers recorded 21 takeaways and nine giveaways this season, a plus-12 turnover differential that tied for the third-best in the NFL in 2024.

TURNOVER DIFFERENTIAL, NFL, 2024

| Rank | Team | TA | GA | Diff. |
|------|-----------------------------|-----------|----------|------------|
| 1. | Buffalo Bills | 32 | 8 | +24 |
| 2. | Pittsburgh Steelers | 32 | 17 | +16 |
| 3. | Los Angeles Chargers | 21 | 9 | +12 |
| | Green Bay Packers | 31 | 19 | +12 |
| | Minnesota Vikings | 33 | 21 | +12 |
| 6. | Philadelphia Eagles | 26 | 15 | +11 |

Los Angeles' offense protected the football as well as any team in the NFL, as the nine giveaways by the Bolts were good for the second-fewest in the league. The 2024 Chargers are among the best teams in franchise and league history at protecting the football, with the nine turnovers ranking as the fewest in a single season in franchise history and good for the third-fewest in a single season by any team in NFL history.

GIVEAWAYS LEADERS, NFL, 2024

| Rank | Team | Giveaways |
|------|-----------------------------|-----------|
| 1. | Buffalo Bills | 8 |
| 2. | Los Angeles Chargers | 9 |
| 3. | Baltimore Ravens | 11 |
| 4. | Kansas City Chiefs | 14 |
| | Los Angeles Rams | 14 |

FEWEST TURNOVERS, SINGLE SEASON, CHARGERS HISTORY

| Rank | Season | Turnovers |
|------|-------------|-----------|
| 1. | 2024 | 9 |
| 2. | 2017 | 15 |
| | 2006 | 15 |
| 4. | 2020 | 16 |
| 5. | 2009 | 17 |

FEWEST TURNOVERS, SINGLE SEASON, NFL HISTORY

| Rank | Season | Team | Turnovers |
|------|-------------|-----------------------------|-----------|
| 1. | 2024 | Buffalo Bills | 8 |
| | 2019 | New Orleans Saints | 8 |
| 3. | 2024 | Los Angeles Chargers | 9 |
| 4. | 2011 | San Francisco 49ers | 10 |
| | 2010 | New England Patriots | 10 |

A TOP DEFENSE

The Chargers ranked No. 1 in the NFL in scoring defense in 2024, allowing just 17.7 points per game. In the first half of games, the unit allowed just 7.9 points per game this season, good for No. 2 in the NFL in 2024.

POINTS ALLOWED PER GAME, NFL, 2024

| Rank | Team | Points Allowed/Game |
|------|-----------------------------|---------------------|
| 1. | Los Angeles Chargers | 17.7 |
| 2. | Philadelphia Eagles | 17.8 |
| 3. | Denver Broncos | 18.3 |
| 4. | Kansas City Chiefs | 19.2 |
| 5. | Minnesota Vikings | 19.5 |

POINTS ALLOWED PER GAME, FIRST HALF, NFL, 2024

| Rank | Team | Points Allowed/Game |
|------|-----------------------------|---------------------|
| 1. | Minnesota Vikings | 7.8 |
| 2. | Los Angeles Chargers | 7.9 |
| 3. | Washington Commanders | 8.6 |
| 4. | Philadelphia Eagles | 8.9 |
| 5. | Baltimore Ravens | 9.0 |

In 12 games this season, Los Angeles has held opponents to seven-or-fewer points in the first half. It's the most games by an NFL team in a single season since the Chicago Bears in 2018.

The Bolts held opponents to seven-or-fewer points in each of the 10 first games of the 2024 season. It was the longest streak since 2001, when the Cleveland Browns held opponents to seven or fewer points in 10 consecutive games.

FIRST HALVES WITH SEVEN OR FEWER POINTS ALLOWED, SINGLE SEASON, NFL, SINCE 2000

| Rank | Seasons | Team | Games |
|------|-------------|-----------------------------|-----------|
| 1. | 2011 | San Francisco 49ers | 13 |
| | 2007 | Washington Redskins | 13 |
| | 2000 | Baltimore Ravens | 13 |
| | 2000 | Tennessee Titans | 13 |
| 5. | 2024 | Los Angeles Chargers | 12 |
| | 2018 | Chicago Bears | 12 |
| | 2010 | Pittsburgh Steelers | 12 |
| | 2008 | Baltimore Ravens | 12 |
| | 2005 | Chicago Bears | 12 |
| | 2001 | Chicago Bears | 12 |
| | 2001 | Tampa Bay Buccaneers | 12 |
| | 2000 | Philadelphia Eagles | 12 |

CONSECUTIVE FIRST HALVES WITH SEVEN OR FEWER POINTS ALLOWED, NFL, SINCE 2000

| Rank | Seasons | Team | Games |
|------|-------------|-----------------------------|-----------|
| 1. | 2024 | Los Angeles Chargers | 10 |
| | 2001 | Cleveland Browns | 10 |
| 3. | 2011 | San Francisco 49ers | 8 |
| | 2002-03 | San Francisco 49ers | 8 |
| | 2000 | Baltimore Ravens | 8 |

TEAM NOTES

GET AFTER THE QUARTERBACK

The Los Angeles defense has gotten after the quarterback this season, ranking tied for No. 6 in the NFL with 46 sacks.

In the month of November, the Bolts defense posted 17 sacks, ranking No. 2 in the NFL over that span.

SACKS, NFL, 2024

| Rank | Team | Sacks |
|-----------|-----------------------------|-----------|
| 1. | Denver Broncos | 63 |
| 2. | Baltimore Ravens | 54 |
| 3. | Dallas Cowboys | 52 |
| 4. | Houston Texans | 49 |
| | Minnesota Vikings | 49 |
| 6. | Los Angeles Chargers | 46 |
| | Tampa Bay Buccaneers | 46 |
| 8. | Green Bay Packers | 45 |
| | New York Giants | 45 |
| . | Seattle Seahawks | 45 |

SACKS, NOVEMBER, NFL, 2024

| Rank | Team | Sacks |
|-----------|-----------------------------|-----------|
| 1. | Baltimore Ravens | 18 |
| 2. | Los Angeles Chargers | 17 |
| 3. | Baltimore Ravens | 15 |
| 4. | Arizona Cardinals | 14 |
| | Denver Broncos | 14 |
| | Los Angeles Rams | 14 |
| | Minnesota Vikings | 14 |

UNDER PRESSURE

In Week 14, the Bolts defense totaled 13 quarterback hits, including 11 in the first half. The 11 first-half hits tied for the most in a single first half by any NFL defense since 2000.

MOST QUARTERBACK HITS, SINGLE FIRST HALVES, NFL, SINCE 2000

| Rank | Team | Game | QB Hits |
|-----------|----------------------|-----------------------------|-----------|
| 1. | L.A. Chargers | Dec. 8, 2024 at K.C. | 11 |
| | Pittsburgh | Sept. 20, 2020 vs. Den. | 11 |
| | Baltimore | Sept. 24, 2006 at Cle. | 11 |
| 4. | Miami | Dec. 17, 2023 vs. NYJ | 10 |
| | Washington | Oct. 9, 2022 vs. Ten. | 10 |
| | Baltimore | Oct. 11, 2020 vs. Cin. | 10 |
| | Kansas City | Dec. 13, 2018 vs. LAC | 10 |
| | Seattle | Nov. 26, 2017 at S.F. | 10 |
| | Arizona | Nov. 5, 2017 at S.F. | 10 |
| | Arizona | Dec. 24, 2016 at Sea. | 10 |
| | Houston | Nov. 2, 2014 vs. Phi. | 10 |
| | Baltimore | Oct. 12, 2014 at T.B. | 10 |
| | Houston | Sept. 28, 2014 vs. Buf. | 10 |
| | Houston | Nov. 24, 2013 vs. Jax. | 10 |
| | Tennessee | Dec. 17, 2006 vs. Jax. | 10 |
| | New England | Sept. 24, 2006 vs. Den. | 10 |

BEND, DON'T BREAK

The Bolts defense is the NFL's best in the red zone, allowing just 18 touchdowns on 40 red zone drives (45.0 pct.). The 45.0 defensive red zone percentage led the league in 2024.

RED ZONE DEFENSE, NFL, 2024

| Rank | Team | RZ Drives | RZ TDs | RZ Pct. |
|-----------|----------------------|-----------|-----------|-------------|
| 1. | L.A. Chargers | 40 | 18 | 45.0 |
| 2. | Chicago | 63 | 29 | 46.0 |
| 3. | Denver | 49 | 23 | 46.9 |
| 4. | Miami | 55 | 27 | 49.1 |
| 5. | L.A. Rams | 56 | 28 | 50.0 |
| | Philadelphia | 48 | 24 | 50.0 |

JUSTIN HERBERT

BIG-TIME PERFORMER

After he set rookie records in 2020 with eight 300-yard games and six three-touchdown performances, **Justin Herbert** continues to put up big-time performances.

Herbert has topped 300 passing yards 27 times in his career, tied for the third-most in a player's first five pro seasons in NFL history.

MOST GAMES WITH 300-PLUS PASSING YARDS, FIRST FIVE SEASONS, NFL HISTORY

| Rank | Team | Player | Games |
|-----------|------------|--------------------------|-----------|
| 1. | K.C. | QB Patrick Mahomes | 31 |
| 2. | StL | QB Kurt Warner* | 29 |
| 3. | LAC | QB Justin Herbert | 27 |
| | T.B. | QB Jameis Winston | 27 |
| 5. | Cin. | QB Joe Burrow | 26 |
| | Mia. | QB Dan Marino* | 26 |
| | Ind. | QB Andrew Luck | 26 |
| 8. | LAR | QB Jared Goff | 25 |

**Pro Football Hall of Famer*

Herbert has thrown at least three touchdowns in 20 games, tied for No. 5 over a player's first five seasons. He has thrown multiple touchdown passes in 43 career games, tied for the sixth-most by a player through their first five professional seasons.

The fifth-year passer has thrown two or more touchdowns and eclipsed a passer rating of 100 in 32 career games, good for the third-most by any player through the first five seasons of a career in NFL history.

MOST GAMES WITH THREE-PLUS TOUCHDOWN PASSES, FIRST FIVE SEASONS, NFL HISTORY

| Rank | Team | Player | Games |
|-----------|------------|--------------------------|-----------|
| 1. | Mia. | QB Dan Marino* | 33 |
| 2. | K.C. | QB Patrick Mahomes | 28 |
| 3. | Cin. | QB Joe Burrow | 26 |
| 4. | StL | QB Kurt Warner* | 21 |
| 5. | LAC | QB Justin Herbert | 20 |
| | Buf. | QB Josh Allen | 20 |
| 7. | Ind. | QB Peyton Manning* | 19 |

MOST GAMES WITH MULTIPLE TOUCHDOWN PASSES, FIRST FIVE SEASONS, NFL HISTORY

| Rank | Team | Player | Games |
|-----------|------------|--------------------------|-----------|
| 1. | Mia. | QB Dan Marino* | 50 |
| | K.C. | QB Patrick Mahomes | 46 |
| 3. | Buf. | QB Josh Allen | 45 |
| | Cin. | QB Joe Burrow | 45 |
| | Ind. | QB Andrew Luck | 45 |
| 6. | LAC | QB Justin Herbert | 44 |
| 7. | Ind. | QB Peyton Manning* | 43 |

**Pro Football Hall of Famer*



HERBERT AS A PRO

Since entering the NFL, **Justin Herbert** ranks inside the NFL's top five in completions, passing yards, passing touchdowns and combined touchdowns. His 27 games with 300-plus passing yards rank No. 3 in the NFL since 2020.

PASSING COMPLETIONS, NFL, SINCE 2020

| Rank | Team/s | Player | Completions |
|-----------|------------|--------------------------|--------------|
| 1. | K.C. | QB Patrick Mahomes | 2,054 |
| 2. | LAC | QB Justin Herbert | 1,945 |
| 3. | LAR/Det. | QB Jared Goff | 1,881 |
| 4. | Buf. | QB Josh Allen | 1,856 |
| 5. | Cin. | QB Joe Burrow | 1,748 |

PASSING YARDS, NFL, SINCE 2020

| Rank | Team/s | Player | Passing Yards |
|-----------|------------|--------------------------|---------------|
| 1. | K.C. | QB Patrick Mahomes | 22,940 |
| 2. | Buf. | QB Josh Allen | 21,271 |
| 3. | LAC | QB Justin Herbert | 21,093 |
| 4. | LAR/Det. | QB Jared Goff | 20,839 |
| 5. | Cin. | QB Joe Burrow | 19,001 |

PASSING TOUCHDOWNS, NFL, SINCE 2020

| Rank | Team/s | Player | Passing Touchdowns |
|-----------|------------|--------------------------|--------------------|
| 1. | K.C. | QB Patrick Mahomes | 169 |
| 2. | Buf. | QB Josh Allen | 165 |
| 3. | Cin. | QB Joe Burrow | 140 |
| 4. | G.B./NYJ | QB Aaron Rodgers | 139 |
| 5. | LAC | QB Justin Herbert | 137 |
| 6. | Det./LAR | QB Jared Goff | 135 |

COMBINED TOUCHDOWNS, NFL, SINCE 2020

| Rank | Team/s | Player | Combined Touchdowns |
|-----------|------------|--------------------------|---------------------|
| 1. | Buf. | QB Josh Allen | 213 |
| 2. | K.C. | QB Patrick Mahomes | 179 |
| 3. | Cin. | QB Joe Burrow | 152 |
| 4. | LAC | QB Justin Herbert | 150 |
| 5. | G.B./NYJ | QB Aaron Rodgers | 146 |
| 6. | Bal. | QB Lamar Jackson | 145 |
| 7. | Det./LAR | QB Jared Goff | 141 |
| 8. | Phi. | QB Jalen Hurts | 140 |

JUSTIN HERBERT



COMPLETING RECORDS

After setting the rookie completions record in 2020, **Justin Herbert** has continued his pace, completing 1,945 career passes, the most in NFL history through a player's first five seasons. He already ranks No. 6 on the all-time list through the first six seasons of a career.

COMPLETIONS, FIRST FIVE SEASONS, NFL HISTORY

| Rank | Team | Player | Completions |
|------|------------|--------------------------|--------------|
| 1. | LAC | QB Justin Herbert | 1,945 |
| 2. | Oak. | QB Derek Carr | 1,759 |
| 3. | Ind. | QB Peyton Manning* | 1,749 |
| 4. | Cin. | QB Joe Burrow | 1,748 |
| 5. | Atl. | QB Matt Ryan | 1,654 |

COMPLETIONS, FIRST SIX SEASONS, NFL HISTORY

| Rank | Team | Player | Completions |
|------|------------|----------------------------|--------------|
| 1. | Ind. | QB Peyton Manning* | 2,128 |
| 2. | Oak. | QB Derek Carr | 2,120 |
| 3. | Atl. | QB Matt Ryan | 2,093 |
| 4. | Buf. | QB Josh Allen | 1,989 |
| 5. | K.C. | QB Patrick Mahomes | 1,985 |
| 6. | LAC | QB Justin Herbert ^ | 1,945 |
| 7. | Dal. | QB Dak Prescott | 1,924 |

*Pro Football Hall of Famer
^In fifth professional season

The fifth-year passer's 1,945 completions are also the most in NFL history by any player before turning 27 years old. Herbert eclipsed 1,800 career completions in Week 12 during his 73rd career game, tying Kansas City QB Patrick Mahomes as the fastest players to reach that mark in NFL history. The fifth-year passer previously set the all-time records as the fastest player in NFL history to reach 1,000 completions (38th career game) and 1,500 completions (57th career game).

COMPLETIONS BEFORE TURNING 27 YEARS OLD, NFL HISTORY

| Rank | Team/s | Player | Completions |
|------|------------|--------------------------|--------------|
| 1. | LAC | QB Justin Herbert | 1,945 |
| 2. | N.E. | QB Drew Bledsoe | 1,887 |
| 3. | Det. | QB Matthew Stafford | 1,848 |
| 4. | Ind. | QB Peyton Manning* | 1,749 |
| 5. | LAR/Det. | QB Jared Goff | 1,667 |

*Pro Football Hall of Famer

PROTECTING THE FOOTBALL

Justin Herbert has just three interceptions on 504 passing attempts, a passing interception percentage of 0.6 — the second-fewest picks and second-best interception percentage in NFL history by any player in a season (min. 450 att.).

Herbert went 11 consecutive games with zero interceptions and at least 15 attempts, becoming just the second player in history to do so.

PASSING INTERCEPTION PERCENTAGE, MIN. 450 ATTEMPTS, SINGLE SEASON, NFL HISTORY

| Rank | Season | Team | Player | Passing INT Pct. |
|------|-------------|------------|--------------------------|------------------|
| 1. | 2018 | G.B. | QB Aaron Rodgers | 0.3 |
| 2. | 2024 | LAC | QB Justin Herbert | 0.6 |
| 3. | 2019 | G.B. | QB Aaron Rodgers | 0.7 |
| 4. | 2021 | G.B. | QB Aaron Rodgers | 0.8 |
| 5. | 2010 | N.E. | QB Tom Brady | 0.8 |

PASSING INTERCEPTIONS, MIN. 450 ATTEMPTS., SINGLE SEASON, NFL HISTORY

| Rank | Season | Team | Player | Passing INTs |
|------|-------------|------------|--------------------------|--------------|
| 1. | 2018 | G.B. | QB Aaron Rodgers | 2 |
| 2. | 2024 | LAC | QB Justin Herbert | 3 |
| 3. | 2021 | G.B. | QB Aaron Rodgers | 4 |
| | 2019 | G.B. | QB Aaron Rodgers | 4 |
| | 2016 | Dal. | QB Dak Prescott | 4 |
| | 2010 | N.E. | QB Tom Brady | 4 |

CONSECUTIVE GAMES WITHOUT AN INTERCEPTION, MIN. 15 ATTEMPTS IN EACH GAME, SINGLE SEASON, NFL HISTORY

| Rank | Season | Team | Player | Consecutive Games |
|------|-------------|------------|--------------------------|-------------------|
| 1. | 2024 | LAC | QB Justin Herbert | 11 |
| | 2010 | N.E. | QB Tom Brady | 11 |
| 3. | 2018 | Oak. | QB Derek Carr | 10 |

Herbert attempted 357 passes since between interceptions this season, the fifth-longest streak in NFL history. The 357 pass attempts without an interception were also a team record, breaking his own previous team record of 233 consecutive passes.

CONSECUTIVE PASS ATTEMPTS WITHOUT AN INTERCEPTION, NFL HISTORY

| Rk. | Team | Quarterback | Dates | Consec. Attempts |
|-----|------------|-----------------------|-------------------------------------|------------------|
| 1. | G.B. | Aaron Rodgers | Sept. 30, 2018-Dec. 16, 2018 | 402 |
| 2. | T.B. | Tom Brady | Sept. 11, 2022-Nov. 13, 2022 | 399 |
| 3. | Det. | Jared Goff | Nov. 6, 2022-Sept. 17, 2023 | 383 |
| 4. | N.E. | Tom Brady | Oct. 17, 2010-Nov. 12, 2011 | 358 |
| 5. | LAC | Justin Herbert | Sept. 15, 2024-Dec. 15, 2024 | 357 |
| 6. | Chi. | Caleb Williams | Oct. 13, 2024-Dec. 26, 2024 | 353 |

CONSECUTIVE PASS ATTEMPTS WITHOUT AN INTERCEPTION, CHARGERS HISTORY

| Rank | Quarterback | Dates | Consec. Attempts |
|------|-----------------------|-------------------------------------|------------------|
| 1. | Justin Herbert | Sept. 15, 2024-Dec. 15, 2024 | 357 |
| 2. | Justin Herbert | Dec. 26, 2022-Oct. 1, 2023 | 233 |
| 3. | Drew Brees | Oct. 17, 2004-Dec. 5, 2004 | 194 |
| 4. | Philip Rivers | Nov. 27, 2011-Dec. 24, 2011 | 170 |

JUSTIN HERBERT

HERBERT SETS PASSING YARDS RECORD

In 2023, **Justin Herbert** set the record for passing yards through a player's first four seasons (17,223). His 21,093 career passing yards are now the most ever through the first five seasons of a career. Herbert is also the only player ever to eclipse 4,000 yards in each of his first three years and the only player to top 4,500 yards in two of his first three seasons.

PASSING YARDS, FIRST FIVE SEASONS, NFL HISTORY

| Rank | Team | Player | Passing Yards |
|------|------|--------------------|---------------|
| 1. | LAC | QB Justin Herbert | 21,093 |
| 2. | Ind. | QB Peyton Manning* | 20,618 |
| 3. | T.B. | QB Jameis Winston | 19,737 |
| 4. | Mia. | QB Dan Marino* | 19,422 |
| 5. | Ind. | QB Andrew Luck | 19,078 |

*Pro Football Hall of Famer

Herbert topped 15,000 passing yards in his 52nd career game, becoming the second-fastest player in history to eclipse that mark. He eclipsed 20,000 yards in Week 15 — his 76th career game and at 26 years, 280 days old to be the third-youngest and tie as the fifth-fastest player to do so in NFL history.

YOUNGEST PLAYERS TO REACH 20,000 CAREER PASSING YARDS, NFL HISTORY

| Rank | Team/s | Player | Age (Years-Days) |
|------|----------|---------------------|------------------|
| 1. | N.E. | QB Drew Bledsoe | 26-253 |
| 2. | Ind. | QB Peyton Manning* | 26-266 |
| 3. | LAC | QB Justin Herbert | 26-280 |
| 4. | Det. | QB Matthew Stafford | 26-282 |
| 5. | Mia. | QB Dan Marino* | 27-3 |
| 6. | K.C. | QB Patrick Mahomes | 27-15 |
| 7. | LAR/Det. | QB Jared Goff | 27-17 |
| 8. | Buf. | QB Josh Allen | 27-154 |

*Pro Football Hall of Famer

FEWEST GAMES TO 20,000 PASSING YARDS, NFL HISTORY

| Rank | Team/s | Player | Games |
|------|--------------|---------------------|-------|
| 1. | K.C. | QB Patrick Mahomes | 67 |
| 2. | Det. | QB Matthew Stafford | 71 |
| 3. | Mia. | QB Dan Marino* | 74 |
| | Ind. | QB Andrew Luck | 74 |
| 5. | LAC | QB Justin Herbert | 76 |
| | StL/NYG/Ari. | QB Kurt Warner* | 76 |
| | Was./Min. | QB Kirk Cousins | 76 |

TOUCHDOWN MACHINE

After setting the all-time rookie record with 31 touchdown passes in 2020, **Justin Herbert** joined Hall of Famer Peyton Manning as the only players ever to throw 25 touchdown passes in each of their first three seasons.

Herbert has now thrown for 137 career passing scores, good for No. 6 in NFL history through the first five seasons of a career. In 2023, he eclipsed 100 career touchdown passes in Week 3, making him the fifth-fastest (52 games) and fourth-youngest (25 years, 198 days) to eclipse that mark.

PASSING TOUCHDOWNS, FIRST FIVE SEASONS, NFL HISTORY

| Rank | Team | Player | Passing Touchdowns |
|------|------|--------------------|--------------------|
| 1. | Mia. | QB Dan Marino* | 168 |
| 2. | K.C. | QB Patrick Mahomes | 151 |
| 3. | Cin. | QB Joe Burrow | 140 |
| 4. | Ind. | QB Peyton Manning* | 138 |
| | Buf. | QB Josh Allen | 138 |
| 6. | LAC | QB Justin Herbert | 137 |
| 7. | Ind. | QB Andrew Luck | 132 |

FEWEST GAMES TO 100 PASSING TOUCHDOWNS, NFL HISTORY

| Rank | Team | Player | Games |
|------|------|--------------------|-------|
| 1. | K.C. | QB Patrick Mahomes | 40 |
| 2. | Mia. | QB Dan Marino* | 44 |
| 3. | StL | QB Kurt Warner* | 50 |
| 4. | Bal. | QB Johnny Unitas* | 51 |
| 5. | LAC | QB Justin Herbert | 52 |
| 6. | Hou. | QB Deshaun Watson | 53 |

YOUNGEST PLAYERS TO REACH 100 CAREER PASSING TOUCHDOWNS, NFL HISTORY

| Rank | Team | Player | Age (Years-Days) |
|------|------|--------------------|------------------|
| 1. | Mia. | QB Dan Marino* | 24-357 |
| 2. | K.C. | QB Patrick Mahomes | 25-52 |
| 3. | Hou. | QB Deshaun Watson | 25-104 |
| 4. | LAC | QB Justin Herbert | 25-198 |
| 5. | Buf. | QB Josh Allen | 25-219 |
| 6. | Ind. | QB Peyton Manning* | 25-232 |

*Pro Football Hall of Famer

FAB FIVE

In Week 17, **Justin Herbert** became just the third player in NFL history to have 3,000 passing yards and 20 touchdowns in each of the first five seasons of a career, joining Hall of Fame QB Peyton Manning and QB Russell Wilson.

CONSECUTIVE SEASONS WITH 3,000 PASSING YARDS AND 20 TOUCHDOWN PASSES TO START A CAREER, NFL HISTORY

| Rank | Team | Player | Consecutive Seasons |
|------|------|--------------------|---------------------|
| 1. | Ind. | QB Peyton Manning* | 13 (1998-2010) |
| 2. | Sea. | QB Russell Wilson | 10 (2012-21) |
| 3. | LAC | QB Justin Herbert | 5 (2020-Present) |
| 4. | Dal. | QB Dak Prescott | 4 (2016-19) |
| | Oak. | QB Derek Carr | 4 (2014-17) |

*Pro Football Hall of Famer

JUSTIN HERBERT



DUAL-THREAT QUARTERBACK

Justin Herbert set the record for combined touchdowns as a rookie (36) and through a player's first two seasons (77). His 102 combined touchdowns were also the most in history through the first three seasons of a career.

He now has 150 career combined touchdowns, good for the sixth-most in NFL history through the first five seasons of a career.

COMBINED TOUCHDOWNS, FIRST FIVE SEASONS, NFL HISTORY

| Rank | Team | Player | Combined Touchdowns |
|-----------|------------|--------------------------|---------------------|
| 1. | Buf. | QB Josh Allen | 176 |
| 2. | Mia. | QB Dan Marino* | 171 |
| 3. | Car. | QB Cam Newton | 160 |
| 4. | K.C. | QB Patrick Mahomes | 159 |
| 5. | Cin. | QB Joe Burrow | 152 |
| 6. | LAC | QB Justin Herbert | 150 |
| 7. | Ind. | QB Peyton Manning* | 147 |
| 8. | Ind. | QB Andrew Luck | 146 |

*Pro Football Hall of Famer

In the team's Week 10 win over Tennessee, Herbert ran in a four-yard score and threw a 16-yard touchdown, marking his 11th career game with a passing and a rushing touchdown. His 11 such games are the second-most in Chargers history.

MOST GAMES WITH A PASSING TOUCHDOWN AND A RUSHING TOUCHDOWN, CHARGERS HISTORY

| Rank | Seasons | Player | Games |
|-----------|---------------------|--------------------------|-----------|
| 1. | 1962-72 | QB John Hadl* | 12 |
| 2. | 2020-Present | QB Justin Herbert | 11 |
| 3. | 1960-62 | QB Jack Kemp | 10 |
| 4. | 1973-87 | QB Dan Fouts* | 9 |
| 5. | 2001-09 | RB LaDainian Tomlinson | 5 |

*Pro Football Hall of Famer

CAPTAIN COMEBACK

Justin Herbert has led the Bolts to 12 career come-from-behind victories in the fourth quarter or overtime.

HERBERT'S FOURTH QUARTER/OVERTIME COMEBACK WINS

| Date | Opponent | 4Q/OT Deficit | Result |
|----------------|-----------------|---------------|---------------|
| Dec. 17, 2020 | at Las Vegas | 24-27 (OT) | W, 30-27 (OT) |
| Sept. 12, 2021 | at Washington | 13-16 | W, 20-16 |
| Sept. 26, 2021 | at Kansas City | 21-24 | W, 30-24 |
| Oct. 10, 2021 | vs. Cleveland | 35-42 | W, 47-42 |
| Nov. 7, 2021 | at Philadelphia | 16-17 | W, 27-24 |
| Nov. 21, 2021 | vs. Pittsburgh | 34-37 | W, 37-34 |
| Oct. 9, 2022 | at Cleveland | 27-28 | W, 30-28 |
| Oct. 17, 2022 | vs. Denver | 13-16 | W, 19-16 (OT) |
| Nov. 6, 2022 | at Atlanta | 14-17 | W, 20-17 |
| Nov. 27, 2022 | at Arizona | 17-24 | W, 25-24 |
| Sept. 24, 2023 | at Minnesota | 21-24 | W, 28-24 |
| Dec. 19, 2024 | vs. Denver | 19-24 | W, 34-27 |

Herbert's 12 career come-from-behind wins in the fourth quarter or overtime are the good for the third-most in NFL since he entered the professional ranks in 2020.

FOURTH QUARTER/OVERTIME COMEBACK WINS, NFL, SINCE 2020

| Rank | Team/s | Player | 4Q/OT Comeback Wins |
|-----------|----------------|--------------------------|---------------------|
| 1. | K.C. | QB Patrick Mahomes | 16 |
| 2. | Min./Atl. | QB Kirk Cousins | 15 |
| 3. | LAC | QB Justin Herbert | 12 |
| 4. | LAR/Det. | QB Jared Goff | 11 |
| | Sea./Den./Pit. | QB Russell Wilson | 11 |

A STRONG START

In each of the team's first 10 games this season, **Justin Herbert** registered a passer rating of at least 90.0 – becoming the fifth player ever to do so in the first 10 games of a season.

CONSECUTIVE GAMES TO START A SEASON WITH 90.0 PASSER RATING OR HIGHER, NFL HISTORY

| Rank | Season | Team | Player | Games |
|-----------|-------------|------------|----------------------------------|-----------|
| 1. | 2004 | Ind. | QB Peyton Manning ^{^^†} | 15 |
| 2. | 2018 | LAC | QB Philip Rivers* | 13 |
| | 2011 | G.B. | QB Aaron Rodgers ^{^^†} | 13 |
| 4. | 2007 | N.E. | QB Tom Brady ^{^^†} | 11 |
| 5. | 2024 | LAC | QB Justin Herbert | 10 |
| | 2013 | Den. | QB Peyton Manning ^{^^†} | 10 |

[^]Associated Press Most Valuable Player

^{*}Pro Bowl Selection

[†]Associated Press First-Team All-Pro

JUSTIN HERBERT

CLOSING OUT WINS

Justin Herbert has been clutch late in games dating back to his rookie season. In his career, Herbert has engineered 16 game-winning drives in the fourth quarter or overtime, tied for the third-most since he entered the NFL in 2020.

JUSTIN HERBERT'S CAREER GAME-WINNING DRIVES

| Game | Drive Length | Game-Winning Score |
|------------------------|--------------------------|--------------------------|
| Dec. 13, 2020 vs. Atl. | 6 plays, 49 yds (0:31) | Badgley 43-yd FG |
| Dec. 17, 2020 at L.V. | 5 plays, 75 yds (1:49) | Herbert 1-yd TD run* |
| Dec. 27, 2020 vs. Den. | 7 plays, 56 yds (2:01) | Badgley 37-yd FG |
| Sept. 12, 2021 at Was. | 3 plays, 3 yds (0:45) | M.Williams 3-yd TD rec. |
| Sept. 26, 2021 at K.C. | 8 plays, 59 yds (1:10) | M.Williams 4-yd TD rec. |
| Oct. 10, 2021 vs. Cle. | 5 plays, 48 yds (0:31) | Ekeler 3-yd TD run |
| Nov. 7, 2021 at Phi. | 15 plays, 64 yds (6:05) | Hopkins 29-yd FG |
| Nov. 21, 2021 vs. Pit. | 3 plays, 75 yds (1:15) | M.Williams 53-yd TD rec. |
| Oct. 9, 2022 at Cle. | 13 plays, 66 yds (6:26) | Bertolet 27-yd FG |
| Oct. 17, 2022 vs. Den. | 4 plays, 7 yds (2:08) | Hopkins 39-yd FG* |
| Nov. 6, 2022 at Atl. | 3 plays, 24 yds (0:34) | Dicker 37-yd FG |
| Nov. 27, 2022 at Ari. | 7 plays, 38 yds (1:33) | Ekeler 1-yd TD rec. |
| Dec. 18, 2022 vs. Ten. | 6 plays, 52 yards (0:44) | Dicker 43-yd FG |
| Sept. 24, 2023 at Min. | 7 plays, 75 yards (3:15) | Palmer 30-yd TD rec. |
| Nov. 17, 2024 vs. Cin. | 4 plays, 84 yards (0:27) | Dobbins 29-yd TD run |
| Dec. 19, 2024 vs. Den. | 6 plays, 90 yards (2:01) | Haskins 34-yd TD rec. |

*Game-winning drive was in overtime

GAME-WINNING DRIVES IN FOURTH QUARTER OR OVERTIME, NFL, SINCE 2020

| Rank | Team/s | Player | Game-Winning Drives |
|------|-----------|---------------------|---------------------|
| 1. | K.C. | QB Patrick Mahomes | 19 |
| 2. | Min./Atl. | QB Kirk Cousins | 18 |
| 3. | LAC | QB Justin Herbert | 16 |
| | L.V./N.O. | QB Derek Carr | 16 |
| 5. | Det./LAR | QB Matthew Stafford | 15 |
| 6. | Buf. | QB Josh Allen | 13 |
| | LAR/Det. | QB Jared Goff | 13 |
| | T.B. | QB Tom Brady | 13 |

Herbert posted a game-winning drive in the fourth quarter or overtime of three-straight games in 2020, becoming just the third rookie to do so since the 1970 NFL-AFL merger. The two others — Ben Roethlisberger (2004) and Vince Young (2006) — also won Offensive Rookie of the Year honors from *The Associated Press*.

ROOKIE QUARTERBACKS WITH THREE CONSECUTIVE GAME-WINNING DRIVES, SINCE 1970

| Season | Team | Quarterback | Consecutive Games |
|--------|------|---------------------|-----------------------|
| 2020 | LAC | Justin Herbert* | 3 (Dec. 13 — Dec. 27) |
| 2006 | Ten. | Vince Young* | 3 (Nov. 26 — Dec. 10) |
| 2004 | Pit. | Ben Roethlisberger* | 3 (Dec. 5 — Dec. 18) |

*Won AP Offensive Rookie of the Year

THREADING THE NEEDLE ON THIRD DOWN

In his 79 career starts, Justin Herbert has been the one of the best passers in the NFL at moving the chains on third down. He has completed 460 passes on 754 attempts (61.0 pct.) for 5,505 yards and 50 touchdowns with 18 interceptions (95.5 passer rating). Herbert's 460 completions lead the NFL, while his 5,505 passing yards rank second on third down since 2020.

Herbert tied for the league lead with 14 touchdown passes on third down in 2020, good for the most by a rookie in the last 40 seasons. He has added 36 since then, giving him 50 third-down passing scores since entering the professional ranks, which is good for No. 2 over that span.

Herbert's 95.5 passer rating on third down ranks ninth in the NFL over the last five years among players with at least 300 passing attempts on third down.

THIRD DOWN COMPLETIONS, NFL, SINCE 2020

| Rank | Team/s | Player | Completions |
|------|-----------|--------------------|-------------|
| 1. | LAC | QB Justin Herbert | 460 |
| 2. | K.C. | QB Patrick Mahomes | 449 |
| 3. | LAR/Det. | QB Jared Goff | 448 |
| 4. | Cin. | QB Joe Burrow | 409 |
| 5. | Min./Atl. | QB Kirk Cousins | 407 |

THIRD DOWN PASSING YARDS, NFL, SINCE 2020

| Rank | Team/s | Player | Passing Yards |
|------|-----------|--------------------|---------------|
| 1. | K.C. | QB Patrick Mahomes | 6,013 |
| 2. | LAC | QB Justin Herbert | 5,505 |
| 3. | L.V./N.O. | QB Derek Carr | 5,219 |
| 4. | LAR/Det. | QB Jared Goff | 5,179 |
| 5. | Min./Atl. | QB Kirk Cousins | 4,940 |

THIRD DOWN PASSING TOUCHDOWNS, NFL, SINCE 2020

| Rank | Team/s | Player | Passing Touchdowns |
|------|-----------|--------------------|--------------------|
| 1. | K.C. | QB Patrick Mahomes | 63 |
| 2. | LAC | QB Justin Herbert | 50 |
| 3. | Buf. | QB Josh Allen | 48 |
| 4. | Min./Atl. | QB Kirk Cousins | 46 |
| 5. | Cin. | QB Joe Burrow | 40 |
| | Det./LAR | QB Jared Goff | 40 |

Herbert ranks No. 2 in the NFL with 327 passing first downs on third down over the past five seasons. He threw for 12 third-down conversions in 2021's Week 1 win at Washington, the most passing first downs in a single game on third down since Andrew Luck did so in 2012. Herbert sported a league-leading 79 passing first downs on third down in 2021.

THIRD DOWN PASSING FIRST DOWNS, NFL, SINCE 2020

| Rank | Team/s | Player | Passing First Downs |
|------|----------|--------------------|---------------------|
| 1. | K.C. | QB Patrick Mahomes | 352 |
| 2. | LAC | QB Justin Herbert | 327 |
| 3. | LAR/Det. | QB Jared Goff | 301 |
| 4. | Buf. | QB Josh Allen | 291 |
| 5. | Cin. | QB Joe Burrow | 281 |

JUSTIN HERBERT

FEELING IT ON FOURTH DOWN

Since entering the NFL in 2020, **Justin Herbert** has been one of the league's top passers on fourth down. He threw a pair of fourth-down touchdowns in Week 10 of the 2023 season, giving him 10 passing scores on fourth down since coming into the NFL in 2020, ranking No. 4 in the league over that span.

FOURTH DOWN PASSING TOUCHDOWNS, NFL, SINCE 2020

| Rank | Team/s | Player | Passing Touchdowns |
|-----------|------------|--------------------------|--------------------|
| 1. | Buf. | QB Josh Allen | 12 |
| | LAR/Det. | QB Jared Goff | 12 |
| | Min./Atl. | QB Kirk Cousins | 12 |
| 4. | LAC | QB Justin Herbert | 10 |
| 5. | Cin. | QB Joe Burrow | 8 |
| 6. | Ari. | QB Kyler Murray | 7 |
| | Phi. | QB Jalen Hurts | 7 |

Herbert also leads the NFL over that span in passing yards (596) and ranks No. 2 in completions (43). He has the third-most passing first downs (38) and ranks No. 4 fourth-down passer rating (119.1) since 2020 among players with at least 30 passing attempts on fourth down.

FOURTH DOWN COMPLETIONS, NFL, SINCE 2020

| Rank | Team/s | Player | Completions |
|-----------|------------|--------------------------|-------------|
| 1. | LAR/Det. | QB Jared Goff | 45 |
| 2. | LAC | QB Justin Herbert | 43 |
| 3. | Min./Atl. | QB Kirk Cousins | 41 |
| 4. | Cin. | QB Joe Burrow | 33 |
| 5. | Jax. | QB Trevor Lawrence | 31 |

FOURTH DOWN PASSING YARDS, NFL, SINCE 2020

| Rank | Team/s | Player | Passing Yards |
|-----------|------------|--------------------------|---------------|
| 1. | LAC | QB Justin Herbert | 596 |
| 2. | Min./Atl. | QB Kirk Cousins | 518 |
| 3. | LAR/Det. | QB Jared Goff | 478 |
| 4. | Cin. | QB Joe Burrow | 415 |
| 5. | Ari. | QB Kyler Murray | 361 |

FOURTH DOWN PASSING FIRST DOWNS, NFL, SINCE 2020

| Rank | Team/s | Player | Passing First Downs |
|-----------|------------|--------------------------|---------------------|
| 1. | LAR/Det. | QB Jared Goff | 42 |
| 2. | Min./Atl. | QB Kirk Cousins | 39 |
| 3. | LAC | QB Justin Herbert | 38 |
| 4. | Cin. | QB Joe Burrow | 29 |
| 5. | Ari. | QB Kyler Murray | 28 |
| | Jax. | QB Trevor Lawrence | 28 |

FOURTH DOWN PASSER RATING, MIN. 30 ATT., NFL, SINCE 2020

| Rank | Team/s | Player | Passer Rating |
|-----------|------------|--------------------------|---------------|
| 1. | Cin. | QB Joe Burrow | 124.6 |
| 2. | Mia. | QB Tua Tagovailoa | 124.3 |
| 3. | Phi. | QB Jalen Hurts | 121.4 |
| 4. | LAC | QB Justin Herbert | 119.1 |
| 5. | Atl./Ind. | QB Matt Ryan | 112.1 |

LEGGING IT OUT

In the team's *Sunday Night Football* victory over Pittsburgh in Week 11 of the 2021 season, **Justin Herbert** threw for 382 yards and ran for 90 yards, becoming the only player to ever top 350 yards passing and 90 yards rushing in a single game. He was the fifth player ever to run for 90 yards and pass for 300 in the same game.

QUARTERBACKS WITH 300 PASSING YARDS AND 90 RUSHING YARDS, SINGLE GAME, NFL HISTORY

| Season (Wk) | Team | Quarterback | Pass Yds | Rush Yds |
|------------------|------------|-----------------------|------------|-----------|
| 2022 (2) | Bal. | Lamar Jackson | 318 | 119 |
| 2021 (14) | Buf. | Josh Allen | 308 | 109 |
| 2021 (11) | LAC | Justin Herbert | 382 | 90 |
| 2015 (15) | Car. | Cam Newton | 340 | 100 |
| 2014 (7) | Sea. | Russell Wilson | 313 | 106 |
| 2011 (5) | Phi. | Mike Vick | 315 | 90 |
| 1989 (15) | Phi. | Randall Cunningham | 306 | 92 |

TARGET ACQUIRED

Justin Herbert has thrown touchdowns to 24 players, including 16 with multiple scores. He's most frequently thrown touchdowns to WR Keenan Allen, who caught 24 scores from Herbert. The first passing score of his career went to WR Jalen Guyton, who also caught the first touchdown of his career on the play.

HERBERT'S CAREER TOUCHDOWN PASSES BY RECEIVER

| Receiver | Touchdown Passes |
|-----------------------------|------------------|
| WR Keenan Allen | 24 |
| WR Mike Williams | 18 |
| RB Austin Ekeler | 16 |
| TE Donald Parham Jr. | 11 |
| WR Quentin Johnston | 9 |
| WR Joshua Palmer | 9 |
| TE Gerald Everett | 7 |
| WR Jalen Guyton | 7 |
| WR Ladd McConkey | 7 |
| TE Jared Cook | 4 |
| TE Hunter Henry | 4 |
| WR DeAndre Carter | 3 |
| WR Tyron Johnson | 3 |
| WR Derius Davis | 2 |
| TE Will Dissly | 2 |
| FB Zander Horvath | 2 |
| FB Gabe Nabers | 2 |
| TE Stephen Anderson | 1 |
| WR DJ Chark Jr. | 1 |
| WR Simi Fehoko | 1 |
| TE Virgil Green | 1 |
| RB Hassan Haskins | 1 |
| TE Stone Smartt | 1 |
| RB Kimani Vidal | 1 |
| Total (23 Receivers) | 137 |

JUSTIN HERBERT

A ROOKIE CAMPAIGN FOR THE AGES

AWARDS

- *The Associated Press* Offensive Rookie of the Year
- *Professional Football Writers of America* Rookie of the Year
- PFWA Offensive Rookie of the Year
- PFWA All-Rookie Selection
- NFL Offensive Rookie of the Month (October)
- NFL Offensive Rookie of the Month (November)
- FedEx NFL Air Player of the Week — Week 11 vs. NYJ (fan vote)
- Voted by fans as the Pepsi Zero Sugar Rookie of the Year
- Nine-time Pepsi Zero Sugar Rookie of the Week (voted by fans)

RECORDS AT THE TIME

- Most passing touchdowns by a rookie quarterback ever (31).
- Most combined touchdowns by a rookie in NFL history (36).
- Most consecutive games by a rookie quarterback with multiple passing touchdowns in NFL history (seven).
- Most performances by a rookie quarterback with 300-plus passing yards in NFL history (eight).
- Most performances by a rookie quarterback with three-plus touchdowns in NFL history (six).
- Most games by a rookie quarterback with multiple touchdown passes in NFL history (10).
- Most completions ever by a rookie quarterback (396).
- Youngest player ever to throw 30 touchdowns in a single season, doing so at 22 years, 299 days old.
- Tied for the longest streak of game-winning drives (three games) in the fourth quarter or overtime by a rookie quarterback in the Super Bowl era (since 1966).
- Recorded the first win in pro football history by a rookie quarterback while posting 300 passing yards, three touchdown passes, a rushing score and no interceptions.
- Most passing touchdowns by a rookie quarterback in a game (four) and a half (three) in *Monday Night Football* history.
- Tied for the longest streak of games with three-plus touchdown passes by a rookie quarterback in NFL history (four).
- Tied for the most 300-yard passing performances in a player's first two career games (two).
- Became the first player since at least 1970 to register over 1,500 passing yards and a 100-plus passer rating through the first five games of a career.
- Set marks for the most passing attempts, completions, passing yards and touchdown passes by a rookie quarterback in Chargers history.
- Recorded the most single-game rushing yards by a quarterback in team annals (66 in Week 7 vs. Jax.).

ACCOMPLISHMENTS AND OTHER NOTES AT THE TIME

- Ranked second among rookie quarterbacks in NFL history with 4,336 passing yards on the season.
- Joined Patrick Mahomes as the only players in history to eclipse 4,000 passing yards in the first 14 starts of a career.
- Became the second player in NFL history to top 250 passing yards in each of the first seven games of a career (Mahomes).
- Threw a touchdown pass in each of his first 10 games played, the second-longest streak to open an career in NFL history.
- Threw for 277 yards in the first half of Week 11, the most by any rookie quarterback in a first half over the last 40 seasons.
- Became the third quarterback in NFL history to have 300 passing yards and a rushing score in a debut.
- Threw for the fourth-most passing yards in a debut since 1970.
- Became the first quarterback to throw a touchdown and run for a score in the first half of a debut since 1954.

OFFENSIVE ROOKIE OF THE YEAR

Justin Herbert earned widespread recognition as the Offensive Rookie of the Year, including as the 10th quarterback in history to win the honor from *The Associated Press*. Herbert was also selected by *Professional Football Writers of America* as Rookie of the Year and Offensive Rookie of the Year — becoming the second and seventh quarterback to win those awards, respectively. He is the first player in history to be recognized with all three honors.

QUARTERBACKS TO WIN AP OFFENSIVE ROOKIE OF THE YEAR

| Season | Team | Player | Combined TDs |
|-------------|------------|-----------------------|--------------|
| 2023 | Hou. | C.J. Stroud | 26 |
| 2020 | LAC | Justin Herbert | 36 |
| 2019 | Ari. | Kyler Murray | 24 |
| 2016 | Dal. | Dak Prescott | 29 |
| 2012 | Was. | Robert Griffin III | 27 |
| 2011 | Car. | Cam Newton | 35 |
| 2010 | StL | Sam Bradford | 19 |
| 2008 | Atl. | Matt Ryan | 17 |
| 2006 | Ten. | Vince Young | 19 |
| 2004 | Pit. | Ben Roethlisberger | 18 |
| 1970 | Buf. | Dennis Shaw | 10 |

HOT OUT OF THE GATE

Justin Herbert kicked off his career with a pair of historic streaks. As a rookie, he tossed a touchdown pass in each of the first 10 games of his career, just one less than the all-time record. Herbert's streak of games with 250-plus passing yards to start a career ended at seven contests, ranking second in NFL history.

PLAYERS WITH A PASSING TOUCHDOWN, CONSECUTIVE GAMES TO START CAREER, NFL HISTORY

| Rank | Team | Player | Consecutive Games |
|-----------|------------|--------------------------|-------------------|
| 1. | Was. | QB Mark Rypien | 11 |
| 2. | LAC | QB Justin Herbert | 10 |
| 3. | Den. | QB Jay Cutler | 9 |

PLAYERS WITH 250 PASSING YARDS, CONSECUTIVE GAMES TO START CAREER, NFL HISTORY

| Rank | Team | Player | Consecutive Games |
|-----------|------------|--------------------------|-------------------|
| 1. | K.C. | QB Patrick Mahomes | 10 |
| 2. | LAC | QB Justin Herbert | 7 |
| 3. | — | Seven Other Players | 2 |

JUSTIN HERBERT IN PRIMETIME

A PRIME-TIME PRODIGY

Since entering the NFL, **Justin Herbert** has made 21 starts in primetime, leading the Bolts to wins on each of the regularly-slated prime-time games — *Thursday Night Football*, *Sunday Night Football* and *Monday Night Football*.

He has been one of the best quarterbacks under the lights since entering the NFL in 2020, with his 94.0 passer rating in prime-time games ranking No. 9 in the NFL over the that span among players with at least 500 prime-time passing attempts.

PRIME-TIME PASSER RATING, MIN. 500 ATT., SINCE 2020

| Rank | Team/s | Player | Passer Rating |
|------|----------------|---------------------|---------------|
| 1. | G.B./NYJ | QB Aaron Rodgers | 113.2 |
| 2. | Buf. | QB Josh Allen | 104.5 |
| 3. | Bal. | QB Lamar Jackson | 101.1 |
| 4. | Cin. | QB Joe Burrow | 100.1 |
| 5. | Dal. | QB Dak Prescott | 99.6 |
| 6. | K.C. | QB Patrick Mahomes | 96.8 |
| 7. | Sea./Den./Pit. | QB Russell Wilson | 96.0 |
| 8. | LAR/Det. | QB Jared Goff | 94.8 |
| 9. | LAC | QB Justin Herbert | 94.0 |
| 10. | Det./LAR | QB Matthew Stafford | 90.4 |

Herbert has thrown 35 touchdown passes in his 21 prime-time starts, ranking No. 6 in the NFL in primetime since he entered the league in 2020.

PRIME-TIME PASSING TOUCHDOWNS, SINCE 2020

| Rank | Team/s | Player | Passing Touchdowns |
|------|----------------|--------------------|--------------------|
| 1. | Buf. | QB Josh Allen | 57 |
| 2. | K.C. | QB Patrick Mahomes | 53 |
| | G.B./NYJ | QB Aaron Rodgers | 53 |
| 4. | Bal. | QB Lamar Jackson | 38 |
| 5. | Dal. | QB Dak Prescott | 37 |
| 6. | LAC | QB Justin Herbert | 35 |
| 7. | LAR/Det. | QB Jared Goff | 31 |
| | Sea./Den./Pit. | QB Russell Wilson | 31 |

SUNDAY NIGHT FOOTBALL

Justin Herbert has appeared in nine career games on *Sunday Night Football*, totaling 2,633 passing yards and 17 touchdowns with five interceptions on 245-of-371 passing (66.0 pct.) for a 96.3 passer rating. In four of those games, Herbert has registered a completion percentage of at least 65.0 and attempted at least 40 passes, tied for the third-most of those performances since the program's inception in 2006.

In the team's Week 14 win on *SNF* in 2022, Herbert completed 39 passes on 51 attempts (76.5 pct.) for 367 yards and a touchdown with zero interceptions (102.3 rating). His 76.5 completion percentage was the best ever in a Sunday night contest by a quarterback to throw zero interceptions and 45-plus attempts.

HIGHEST COMPLETION PCT., SUNDAY NIGHT GAME, MIN. 45 ATT., AND ZERO INTERCEPTIONS, NFL HISTORY

| Rk. | Team | Game | Player | Comp. Pct. |
|-----|------|------------------------|--------------------|------------|
| 1. | LAC | Dec. 11, 2022 vs. Mia. | QB Justin Herbert | 76.5 |
| 2. | T.B. | Oct. 2, 2022 vs. K.C. | QB Tom Brady | 75.0 |
| 3. | N.E. | Oct. 27, 1996 vs. Buf. | QB Drew Bledsoe | 71.1 |
| 4. | K.C. | Nov. 14, 2021 at L.V. | QB Patrick Mahomes | 70.0 |

Herbert completed his first 15 passes of the team's 2023 Week 8 win over Chicago on *SNF*, finishing with 298 yards and three touchdowns with zero interceptions on 31-of-40 passing (77.5 pct.) to register a 122.7 passer rating. Herbert's completion percentage was the fourth-highest in a Sunday night contest in NFL history among players with at least 40 passing attempts and zero interceptions.

HIGHEST COMPLETION PCT., SUNDAY NIGHT GAME, MIN. 40 ATT., AND ZERO INTERCEPTIONS, NFL HISTORY

| Rk. | Team | Game | Player | Comp. Pct. |
|-----|------|------------------------|-------------------|------------|
| 1. | N.O. | Nov. 10, 2013 vs. Dal. | QB Drew Brees | 82.9 |
| 2. | Mia. | Nov. 5, 2017 vs. Oak. | QB Jay Cutler | 81.0 |
| 3. | N.O. | Oct. 4, 2015 vs. Dal. | QB Drew Brees | 80.5 |
| 4. | LAC | Oct. 29, 2023 vs. Chi. | QB Justin Herbert | 77.5 |
| 5. | LAC | Dec. 11, 2022 vs. Mia. | QB Justin Herbert | 76.5 |

Herbert made his first career appearance on *SNF* in Week 11 of 2021 against Pittsburgh, throwing for 382 yards and three touchdowns with an interception on 31-of-40 passing (73.2 pct.) for a 116.1 passer rating. He added 90 rushing yards to become the first player ever to have at least 350 yards passing and 90 yards rushing in a single game.

His 116.1 passer rating was the best in a quarterback's first career start on *SNF* with at least 40 passing attempts since the program began in 2006. It was also the best passer rating by a quarterback ever in their first career start in Sunday night game (min. 40 att.).

PASSER RATING, FIRST CAREER START IN A SUNDAY NIGHT GAME, MINIMUM 40 ATTEMPTS, NFL HISTORY

| Rk. | Team | Game | Player | Passer Rtg. |
|-----|------|------------------------|-------------------|-------------|
| 1. | LAC | Nov. 21, 2021 vs. Pit. | QB Justin Herbert | 116.1 |
| 2. | Ari. | Oct. 2, 2005 vs. S.F. | QB Josh McCown | 109.4 |
| 3. | StL | Nov. 18, 2001 at N.E. | QB Kurt Warner | 105.4 |

JUSTIN HERBERT IN PRIMETIME

THURSDAY NIGHT FOOTBALL

Justin Herbert has made four appearances on *Thursday Night Football*, leading the Chargers to a pair of victories. In those four games, Herbert has completed 67.1 percent of his passes (100-of-149) for 1,168 yards and nine touchdowns with three interceptions (102.4 rating).

Since entering the NFL in 2020, Herbert has led the Bolts to a pair of come-from-behind wins on *Thursday Night Football*, tying for the most in the NFL on *TNF* in that span.

FOURTH QUARTER/OVERTIME COMEBACK WINS, THURSDAY NIGHT FOOTBALL, NFL, SINCE 2020

| Rk. | Team/s | Player | 4Q/OT Comeback Wins |
|-----|--------------------|-------------------|---------------------|
| 1. | LAC | QB Justin Herbert | 2 |
| | Cin. | QB Joe Burrow | 2 |
| | LAR/Det. | QB Jared Goff | 2 |
| | Min./Atl. | QB Kirk Cousins | 2 |
| | Phi./Ind./LAR/K.C. | QB Carson Wentz | 2 |
| 6. | — | 14 Other Players | 1 |

Herbert recorded his first career comeback win in the fourth quarter or overtime as a rookie in 2020 in Week 15 at Las Vegas, leading the Bolts to a 30-27 overtime victory. He finished the game with 314 passing yards and two touchdowns on 22-of-32 passing (68.8 pct.) for a 121.1 passer rating. Herbert added a rushing touchdown in overtime to secure the victory.

At 22 years, 282 days old, Herbert became the second-youngest player to mount a come-from-behind win in the fourth quarter or overtime of a Thursday night game in NFL history.

YOUNGEST QUARTERBACKS TO LEAD A COME-FROM-BEHIND WIN IN FOURTH QUARTER OR OVERTIME, THURSDAY NIGHT GAMES, NFL HISTORY

| Rk. | Team | Game | Player | Age (Yrs-Days) |
|-----|------|-----------------------|-------------------|----------------|
| 1. | S.F. | Dec. 14, 2006 at Sea. | QB Alex Smith | 22-221 |
| 2. | LAC | Dec. 17, 2020 at L.V. | QB Justin Herbert | 22-282 |
| 3. | Dal. | Dec. 1, 2016 at Min. | QB Dak Prescott | 23-125 |

MONDAY NIGHT FOOTBALL

In eight appearances on *Monday Night Football*, **Justin Herbert** has thrown for 1,889 yards and nine scores with three interceptions on 192-of-302 passing (63.6 pct.) for a 86.9 passer rating.

In 2020, Herbert tossed four touchdown passes on *Monday Night Football*, setting the program's single-game rookie passing touchdown record. He added three touchdowns in the lone Monday night contest in 2021, making him one of four players with seven or more touchdown passes in their first two starts on *MNF* since the program began in 1970.



J.K. DOBBINS



A COMEBACK PLAYER OF THE YEAR PACE

In his first year with the Chargers, **J.K. Dobbins** turned in an impressive Comeback Player of the Year campaign, setting several single-season career highs with 905 rushing yards, nine rushing touchdowns and 1,058 yards from scrimmage in 13 games played. Coming off back-to-back season-ending injuries (ACL and Achilles), Dobbins stormed out of the gate with back-to-back 100-yard rushing performances to begin the year.

Below is how Dobbins' numbers through his 13 games played of the 2024 season stack up compared to previous *Professional Football Writers of America* Comeback Player of the Year-winning running backs through 13 games played:

SETTING THE PACE

J.K. Dobbins averages 4.64 yards per carry this season, ranking No. 4 in the AFC and 10th in the NFL among players with at least 150 rushing attempts.

RUSHING AVERAGE, RBs, MIN. 150 ATT., NFL, 2024

| Rank | Team | Player | Rushing Average |
|------------|------------|------------------------|-----------------|
| 1. | Bal. | RB Derrick Henry | 5.91 |
| 2. | Phi. | RB Saquon Barkley | 5.81 |
| 3. | Det. | RB Jahmyr Gibbs | 5.65 |
| 4. | T.B. | RB Bucky Irving | 5.42 |
| 5. | S.F. | RB Jordan Mason | 5.16 |
| 6. | Buf. | RB James Cook | 4.87 |
| 7. | Atl. | RB Bijan Robinson | 4.79 |
| 8. | Car. | RB Chuba Hubbard | 4.78 |
| 9. | Ind. | RB Jonathan Taylor | 4.72 |
| 10. | LAC | RB J.K. Dobbins | 4.64 |
| 11. | Ari. | RB James Conner | 4.64 |

AN AFC LEADER

Despite missing four games, **J.K. Dobbins** still ranks inside the top 10 in rushing yards and rushing touchdowns in the AFC.

RUSHING YARDS, RUNNING BACKS, AFC, 2024

| Rank | Team | Player | Rushing Yards |
|-----------|------------|------------------------|---------------|
| 1. | Bal. | RB Derrick Henry | 1,921 |
| 2. | Ind. | RB Jonathan Taylor | 1,431 |
| 3. | Ten. | RB Tony Pollard | 1,079 |
| 4. | Pit. | RB Najee Harris | 1,043 |
| 5. | Hou. | RB Joe Mixon | 1,016 |
| 6. | Buf. | RB James Cook | 1,009 |
| 7. | Cin. | RB Chase Brown | 990 |
| 8. | Mia. | RB De'Von Achane | 907 |
| 9. | LAC | RB J.K. Dobbins | 905 |
| 10. | NYJ | RB Breece Hall | 876 |

RUSHING TOUCHDOWNS, RUNNING BACKS, AFC, 2024

| Rank | Team | Player | Rushing Touchdowns |
|-----------|------------|------------------------|--------------------|
| 1. | Bal. | RB Derrick Henry | 16 |
| | Buf. | RB James Cook | 16 |
| 3. | Hou. | RB Joe Mixon | 11 |
| | Ind. | RB Jonathan Taylor | 11 |
| 5. | LAC | RB J.K. Dobbins | 9 |
| 6. | — | Four Other Players | 7 |

RUNNING BACKS TO WIN PROFESSIONAL FOOTBALL WRITERS OF AMERICA COMEBACK PLAYER OF THE YEAR

| Season | Team | Running Back | Rush Yds | Rush TDs | Scrm. Yds |
|-------------|------------|---------------------|------------|----------|--------------|
| 2012 | Min. | Adrian Peterson | 1,600 | 10 | 1,811 |
| 2004 | Buf. | Willis McGahee | 922 | 9 | 1,069 |
| 2001 | S.F. | Garrison Hearst | 1,042 | 4 | 1,365 |
| 1996 | Pit. | Jerome Bettis | 1,341 | 10 | 1,460 |
| 1993 | K.C. | Marcus Allen | 705 | 11 | 894 |
| 1990 | K.C. | Barry Word | 748 | 3 | 768 |
| 1989 | NYG | Ottis Anderson | 824 | 10 | 1,049 |
| 1988 | LAR | Greg Bell | 960 | 13 | 1,060 |
| 1987 | LAR | Charles White | 1,213 | 10 | 1,331 |
| 1979 | Mia. | Larry Csonka | 695 | 7 | 763 |
| 1978 | Was. | John Riggins | 863 | 4 | 1,108 |
| 1975 | Atl. | Dave Hampton | 941 | 4 | 1,108 |
| 2024 | LAC | J.K. Dobbins | 905 | 9 | 1,058 |

Dobbins' 4.64-yard rushing average this season is among the NFL's best, but also ranks highly compared to the rushing average put forth by former *PFWA* Comeback Player of the Year-winning running backs. His average ranks better than nine of the rushing averages put forth by those previous winners of the *PFWA* Comeback Player of the Year through their first 13 games played that season.

RUSHING AVG., RUNNING BACKS TO WIN PROFESSIONAL FOOTBALL WRITERS OF AMERICA COMEBACK PLAYER OF THE YEAR, FIRST 13 GAMES PLAYED OF THE SEASON

| Rk. | Season | Team | Running Back | Rushing Average |
|-----|-------------|------------|---------------------|-----------------|
| 1. | 2012 | Min. | Adrian Peterson | 6.04 |
| 2. | 1990 | K.C. | Barry Word | 5.38 |
| 3. | 2001 | S.F. | Garrison Hearst | 4.99 |
| 4. | 1996 | Pit. | Jerome Bettis | 4.55 |
| 5. | 1987 | LAR | Charles White | 4.38 |
| 6. | 1988 | LAR | Greg Bell | 4.36 |
| 7. | 1978 | Was. | John Riggins | 4.13 |
| 8. | 1975 | Atl. | Dave Hampton | 3.99 |
| 9. | 1979 | Mia. | Larry Csonka | 3.93 |
| 10. | 1993 | K.C. | Marcus Allen | 3.90 |
| 11. | 2004 | Buf. | Willis McGahee | 3.84 |
| 12. | 1989 | NYG | Ottis Anderson | 3.18 |
| — | 2024 | LAC | J.K. Dobbins | 4.64 |

J.K. DOBBINS

DOBBINS DOMINATES FIRST TWO WEEKS

J.K. Dobbins built off his dominant Week 1 performance in Week 2 to record 131 rushing yards and a score on 17 carries (7.7 avg.). He scored on a 43-yard run in the second quarter, his league-leading third run of at least 40 yards in 2024 to that point.

He became just the sixth player in the last 75 years and first since 1998 to record back-to-back games with 130 yards on the ground and a rushing score in his team's first two games of a season. Dobbins also is the seventh player in the last 75 years and first since 2006 to begin a season with two consecutive games with 130-plus yards on the ground.

PLAYERS WITH 130 RUSHING YARDS AND A RUSHING TOUCHDOWN, CONSECUTIVE GAMES TO START SEASON, NFL, SINCE 1948

| Season | Team | Player | Consecutive Games |
|-------------|------------|------------------------|-------------------|
| 1975 | Buf. | RB O.J. Simpson* | 4 |
| 2024 | LAC | RB J.K. Dobbins | 2 |
| 1998 | S.F. | RB Garrison Hearst | 2 |
| 1980 | Det. | RB Billy Sims | 2 |
| 1963 | Cle. | RB Jim Brown* | 2 |
| 1955 | BalC** | RB Alan Ameche | 2 |

PLAYERS WITH 130 RUSHING YARDS, CONSECUTIVE GAMES TO START SEASON, NFL, SINCE 1948

| Season | Team | Player | Consecutive Games |
|-------------|------------|------------------------|-------------------|
| 1975 | Buf. | RB O.J. Simpson* | 4 |
| 2024 | LAC | RB J.K. Dobbins | 2 |
| 2006 | Atl. | RB Warrick Dunn | 2 |
| 1998 | S.F. | RB Garrison Hearst | 2 |
| 1980 | Det. | RB Billy Sims | 2 |
| 1963 | Cle. | RB Jim Brown* | 2 |
| 1955 | BalC** | RB Alan Ameche | 2 |

*Pro Football Hall of Famer

**Baltimore Colts



DOBBINS RUNS WILD IN WEEK 1 WIN

In the Week 1 victory, **J.K. Dobbins** rushed for 135 yards and a touchdown on 10 carries (13.5 avg.), highlighted by multiple carries of 45-plus yards.

Dobbins, who returned to action after missing most of last season due to injury, became just the third player in the last 30 seasons to post multiple 45-yard runs a Week 1 contest, while his 13.5-yard rushing average was the best by any player in the first week of a season in NFL history (min. 10 att.).

He headlined a Bolts rushing offense that ran for 176 yards and averaged 6.5 yards per attempt in the victory, the best rushing average by any AFC team in Week 1.

RUSHING AVERAGE, SINGLE GAME, MINIMUM 10 ATTEMPTS, KICKOFF WEEKEND, NFL HISTORY

| Rk. | Team | Game | Player | Rush Avg. |
|-----|-------|-------------------------|---------------------|-----------|
| 1. | LAC | Sept. 8, 2024 vs. L.V. | RB J.K. Dobbins | 13.5 |
| 2. | ChiC* | Sept. 29, 1949 vs. Was. | HB Charley Trippi | 13.0 |
| 3. | ChiC* | Sept. 27, 1959 vs. Was. | WR Bobby Joe Conrad | 12.7 |
| 4. | NYJ | Sept. 11, 2023 vs. Buf. | RB Breece Hall | 12.7 |
| 5. | Buf. | Sept. 8, 2012 at NYJ | RB C.J. Spiller | 12.1 |

*Chicago Cardinals

RUSHES OF 45-PLUS YARDS, SINGLE GAME, KICKOFF WEEKEND, SINCE 1991

| Rk. | Team | Game | Player | No. |
|-----|------|------------------------|-----------------|-----|
| 1. | LAC | Sept. 8, 2024 vs. L.V. | RB J.K. Dobbins | 2 |
| | Buf. | Sept. 8, 2012 at NYJ | RB C.J. Spiller | 2 |
| | Min. | Sept. 6, 1992 at G.B. | RB Terry Allen | 2 |
| 4. | — | Several Others | | 1 |

LADD McCONKEY

McCONKEY KEEPS CLIMBING

In his rookie season, WR Ladd McConkey paced the team in receptions (82) and receiving yards (1,149), while ranking second in touchdown grabs (seven). He set team rookie records with his 82 catches and 1,149 yards, while his seven touchdown grabs are the fourth-most in a season in team history by a rookie.

RECEPTIONS, ROOKIES, CHARGERS HISTORY

| Rank | Season | Player | Receptions |
|------|--------|-------------------------------------|------------|
| 1. | 2024 | WR Ladd McConkey | 82 |
| 2. | 2013 | WR Keenan Allen [†] | 71 |
| 3. | 2001 | RB LaDainian Tomlinson [†] | 59 |
| 4. | 1978 | WR John Jefferson ^{**} | 56 |
| 5. | 1981 | RB James Brooks | 46 |

RECEIVING YARDS, ROOKIES, CHARGERS HISTORY

| Rank | Season | Player | Receiving Yards |
|------|--------|---------------------------------|-----------------|
| 1. | 2024 | WR Ladd McConkey | 1,149 |
| 2. | 2013 | WR Keenan Allen [†] | 1,046 |
| 3. | 1978 | WR John Jefferson ^{**} | 1,001 |
| 4. | 1988 | WR Anthony Miller | 526 |
| 5. | 1996 | WR Charlie Jones | 524 |

^{*}Pro Bowl Selection

[†]Professional Football Writers of America All-Rookie

In the team's Week 11 win over Cincinnati, McConkey recorded a career-best 123 yards on six receptions (20.5 avg.). It was the seventh-most receiving yards in a single game by a Chargers rookie ever and the most by a Bolts rookie in a game since 2013.

MOST RECEIVING YARDS, ROOKIES, SINGLE GAME, CHARGERS HISTORY

| Rank | Game | Player | Rec. Yds |
|------|------------------------------------|-------------------|----------|
| 1. | Dec. 4, 1978 vs. Chi. | WR John Jefferson | 155 |
| 2. | Dec. 17, 1978 at Hou. [^] | WR John Jefferson | 149 |
| 3. | Nov. 3, 1974 vs. Cle. | WR Harrison Davis | 142 |
| 4. | Nov. 12, 1978 vs. K.C. | WR John Jefferson | 130 |
| 5. | Nov. 3, 2013 at Was. | WR Keenan Allen | 128 |
| 6. | Nov. 24, 2013 at K.C. | WR Keenan Allen | 124 |
| 7. | Nov. 17, 2024 vs. Cin. | WR Ladd McConkey | 123 |
| 8. | Nov. 3, 1974 vs. Cle. | RB Don Woods | 119 |

[^]Houston Oilers

In Week 13, McConkey hauled in 117 receiving yards, his third 100-yard performance of the season. 105 of those yards came in the first half, the most ever by a Chargers rookie in a single first half. McConkey's three 100-yard receiving games tied for the second-most by a rookie in team history.

GAMES WITH 100-PLUS RECEIVING YARDS, ROOKIES, CHARGERS HISTORY

| Rank | Season | Player | Games |
|------|--------|---------------------------------|-------|
| 1. | 2013 | WR Keenan Allen [†] | 5 |
| 2. | 2024 | WR Ladd McConkey | 3 |
| | 1978 | WR John Jefferson ^{**} | 3 |
| 4. | — | Six Other Players | 1 |

AMONG THE NFL'S BEST

WR Ladd McConkey caught 82 passes for 1,149 yards (14.0 avg.) and seven touchdowns this season, ranking No. 3 in yards per reception among all NFL players with at least 80 receptions.

RECEIVING AVERAGE, MIN. 80 REC., NFL, 2024

| Rank | Team | Player | Receiving Avg. |
|------|------|---------------------|----------------|
| 1. | Min. | WR Justin Jefferson | 14.9 |
| 2. | Jax. | WR Brian Thomas Jr. | 14.7 |
| 3. | LAC | WR Ladd McConkey | 14.0 |
| 4. | Cle. | WR Jerry Jeudy | 13.7 |
| 5. | Cin. | WR Ja'Marr Chase | 13.4 |
| 6. | Was. | WR Terry McLaurin | 13.4 |

McCONKEY A STANDOUT ROOKIE

WR Ladd McConkey stood out amongst first-year players, ranking No. 4 in receptions (82) and receiving yards (1,149) among rookies, while his seven touchdown grabs tied for the fourth-most among rookies in 2024. He was the only rookie with at least 50 catches this season to have been selected outside of the first round.

The Georgia product moved the chains or scored on 63.4 percent of his receptions in 2024, the best rate among rookies with at least 70 catches.

RECEPTIONS, ROOKIES, NFL, 2024

| Rank | Team | Player | Receptions |
|------|------|------------------------|------------|
| 1. | L.V. | TE Brock Bowers | 112 |
| 2. | NYG | WR Malik Nabers | 109 |
| 3. | Jax. | WR Brian Thomas Jr. | 87 |
| 4. | LAC | WR Ladd McConkey | 82 |
| 5. | Ari. | WR Marvin Harrison Jr. | 62 |

RECEIVING YARDS, ROOKIES, NFL, 2024

| Rank | Team | Player | Receiving Yards |
|------|------|------------------------|-----------------|
| 1. | Jax. | WR Brian Thomas Jr. | 1,282 |
| 2. | NYG | WR Malik Nabers | 1,204 |
| 3. | L.V. | TE Brock Bowers | 1,194 |
| 4. | LAC | WR Ladd McConkey | 1,149 |
| 5. | Ari. | WR Marvin Harrison Jr. | 885 |

RECEIVING TOUCHDOWNS, ROOKIES, NFL, 2024

| Rank | Team | Player | Receiving Touchdowns |
|------|------|------------------------|----------------------|
| 1. | Jax. | WR Brian Thomas Jr. | 10 |
| 2. | Ari. | WR Marvin Harrison Jr. | 8 |
| | T.B. | WR Jalen McMillan | 8 |
| 4. | LAC | WR Ladd McConkey | 7 |
| | NYG | WR Malik Nabers | 7 |
| 6. | K.C. | WR Xavier Worthy | 6 |

RECEIVING 1ST DOWN PCT., ROOKIES, MIN. 70 REC., NFL, 2024

| Rank | Team | Player | Rec. 1st Down Pct. |
|------|------|---------------------|--------------------|
| 1. | LAC | WR Ladd McConkey | 63.4 |
| 2. | Jax. | WR Brian Thomas Jr. | 60.9 |
| 3. | L.V. | TE Brock Bowers | 54.5 |
| 4. | NYG | WR Malik Nabers | 50.5 |

DERWIN JAMES JR.



A SWISS-ARMY KNIFE

This season, **Derwin James Jr.**, has recorded 93 tackles, 5.5 sacks, 10 tackles for loss, an interception and seven passes defended. He's one of just five players in the NFL this season — and only defensive back — to have at least 70 tackles, five sacks, an interception and five pass breakups.

PLAYERS WITH 70 TACKLES, FIVE SACKS, AN INTERCEPTION AND FIVE PASSES DEFENDED, NFL, 2024

| Rk. | Team | Player | Sacks | PDs | INTs | Tackles |
|-----|------|---------------------------|------------|----------|----------|-----------|
| 1. | T.B. | LB Lavonte David | 5.5 | 6 | 1 | 122 |
| 2. | Was. | LB Frankie Luvu | 8.0 | 7 | 1 | 99 |
| 3. | LAC | S Derwin James Jr. | 5.5 | 7 | 1 | 93 |
| 4. | Min. | OLB Andrew Van Ginkel | 11.5 | 6 | 2 | 79 |

MAKING AN IMPACT

Derwin James Jr., eclipsed 500 career tackles in his 67th career game, doing so faster than any defensive back since the turn of the century. With 590 tackles in 82 career games, James is on pace to set the mark for the fewest games to reach 600 tackles.

FEWEST GAMES TO 500 TACKLES, DEFENSIVE BACKS, NFL, SINCE 2000

| Rank | Team/s | Player | Games |
|------|---------------|---------------------------|-----------|
| 1. | LAC | S Derwin James Jr. | 67 |
| 2. | NYG/Was. | S Landon Collins | 68 |
| 3. | NYG/Oak./Mia. | S Gibril Wilson | 71 |

FEWEST GAMES TO 600 TACKLES, DEFENSIVE BACKS, NFL, SINCE 2000

| Rank | Team | Player | Games |
|------|----------|---------------------------|-----------|
| 1. | NYG/Was. | S Landon Collins | 84 |
| 2. | G.B. | S Morgan Burnett | 87 |
| 3. | Ari. | S Budda Baker | 89 |
| — | LAC | S Derwin James Jr. | 82 |

GETTING AFTER THE QUARTERBACK

Derwin James Jr., has recorded a single-season career-best 5.5 sacks in 2024, giving him 17.0 for his career. The 17.0 sacks are tied for the third-most by any defensive back in their first seven pro seasons since the individual sack became a statistic in 1982.

SACKS, DEFENSIVE BACKS, FIRST SEVEN SEASONS, NFL, SINCE 1982

| Rank | Team/s | Player | Sacks |
|------|---------------|---------------------------|-------------|
| 1. | NYJ/Sea. | S Jamal Adams | 21.5 |
| 2. | StL/Was./Chi. | S Adam Archuleta | 18.0 |
| 3. | LAC | S Derwin James Jr. | 17.0 |
| | Hou.^ | S Keith Bostic | 17.0 |
| | N.O. | S Roman Harper | 17.0 |
| | T.B. | S Antoine Winfield Jr. | 17.0 |
| 7. | Ari. | S Adrian Wilson | 16.0 |
| | Chi. | DB Dave Duerson | 16.0 |
| | Dal. | DB Bill Bates | 16.0 |
| | S.D. | S Rodney Harrison | 16.0 |
| 11. | T.B. | CB Ronde Barber | 15.0 |

^Houston Oilers

In the Week 17 victory at New England, James recorded a career-high two sacks, both of which came on fourth down. It's the most fourth-down sacks in a single game by any defensive back and just sixth performance of two-plus sacks on fourth down the since individual sack became an official statistic in 1982.

SACKS, FOURTH DOWN, SINGLE GAME, NFL, SINCE 1982

| Rk. | Team | Game | Player | Sacks |
|-----|------|------------------------------|---------------------------|------------|
| 1. | LAC | Dec. 28, 2024 at N.E. | S Derwin James Jr. | 2.0 |
| | Min. | Jan. 9, 2022 vs. Chi. | LB D.J. Wonnum | 2.0 |
| | Phi. | Sept. 12, 2021 at Atl. | DL Javon Hargrave | 2.0 |
| | Phi. | Dec. 30, 2018 at Was. | DT Fletcher Cox | 2.0 |
| | Min. | Sept. 30, 2012 at Det. | DE Everson Griffen | 2.0 |
| | StL | Nov. 30, 2003 vs. Min. | DE Leonard Little | 2.0 |
| 7. | S.F. | Nov. 29, 2009 vs. Jax. | DT Justin Smith | 1.5 |

DERWIN JAMES JR.

AMONG THE BEST THROUGH 80 GAMES

Derwin James Jr., who has appeared in 82 career games, recorded 585 tackles, 31 tackles for loss and 15.0 sacks in his first 80 career games played. He was just the seventh NFL player and the first defensive back to record 550 tackles, 30 tackles for loss and 15.0 sacks within the first 80 games of a career since tackles for loss began being tracked in 2008.

PLAYERS WITH 500 TACKLES, 25 TACKLES FOR LOSS AND 10 SACKS, FIRST 80 CAREER GAMES, NFL, SINCE 2008

| Seasons | Team/s | Player | Sacks | TFL | Tackles |
|---------|-----------|----------------------|-------|-----|---------|
| 2018-24 | LAC | S Derwin James Jr. | 15.0 | 31 | 585 |
| 2019-24 | T.B./Hou. | LB Devin White | 23.0 | 40 | 576 |
| 2018-23 | Ind./Phi. | LB Shaquille Leonard | 16.0 | 34 | 628 |
| 2018-23 | Chi./Bal. | LB Roquan Smith | 19.5 | 56 | 713 |
| 2012-17 | Sea. | LB Bobby Wagner | 15.5 | 38 | 715 |
| 2012-17 | T.B. | LB Lavonte David | 18.0 | 87 | 679 |
| 2007-12 | S.F. | LB Patrick Willis | 17.0 | 37 | 727 |

James is also one of eight players — and the only defensive back — since the turn of the century to post 550 tackles, five interceptions and 15 sacks within the first 80 games of a career.

PLAYERS WITH 550 TACKLES, FIVE INTERCEPTIONS AND 15 SACKS, FIRST 80 CAREER GAMES, NFL, SINCE 2000

| Seasons | Team/s | Player | Sacks | INTs | Tackles |
|---------|-----------|----------------------|-------|------|---------|
| 2018-24 | LAC | S Derwin James Jr. | 15.0 | 9 | 585 |
| 2018-23 | Ind./Phi. | LB Shaquille Leonard | 16.0 | 12 | 628 |
| 2018-23 | Chi./Bal. | LB Roquan Smith | 19.5 | 8 | 713 |
| 2012-17 | Sea. | LB Bobby Wagner | 15.5 | 7 | 715 |
| 2012-17 | T.B. | LB Lavonte David | 18.0 | 10 | 679 |
| 2007-12 | S.F. | LB Patrick Willis | 17.0 | 6 | 727 |
| 2007-12 | NYJ | LB David Harris | 19.5 | 6 | 555 |
| 2000-05 | Chi. | LB Brian Urlacher | 32.5 | 7 | 640 |

DERWIN'S PICKS AND SACKS BY PASSER

Derwin James Jr., has recorded nine interceptions and 17.0 sacks in his career. He has brought down Patrick Mahomes the most, totaling three sacks of the Texas Tech product. Below is a look at his career regular-season sacks and interceptions by passer:

REGULAR-SEASON CAREER INTs BY PASSER (9)

| INTs | Passer | Most Recent INT |
|------|-----------------------|------------------------|
| 1 | QB Tyson Bagent | Oct. 29, 2023 vs. Chi. |
| | QB Derek Carr | Oct. 4, 2021 vs. L.V. |
| | QB Kirk Cousins | Dec. 1, 2024 at Atl. |
| | QB Nick Foles | Dec. 26, 2022 at Ind. |
| | QB Jared Goff | Sept. 23, 2018 at LAR |
| | QB Drew Lock | Nov. 28, 2021 at Den. |
| | QB Kyler Murray | Nov. 27, 2022 at Ari. |
| | QB Ben Roethlisberger | Dec. 2, 2018 at Pit. |
| | QB Josh Rosen | Nov. 25, 2018 vs. Ari. |

REGULAR-SEASON CAREER SACKS BY PASSER (17.0)

| Sacks | Passer | Most Recent Sack |
|-------|--------------------|-------------------------|
| 3.0 | QB Patrick Mahomes | Dec. 8, 2024 at K.C. |
| 2.0 | QB Drake Maye | Dec. 28, 2024 at N.E. |
| 1.5 | QB Baker Mayfield | Oct. 10, 2021 vs. Cle. |
| 1.0 | QB Josh Allen | Sept. 16, 2018 at Buf. |
| | QB C.J. Beathard | Sept. 30, 2018 vs. S.F. |
| | QB Joe Burrow | Nov. 17, 2024 vs. Cin. |
| | QB Derek Carr | Sept. 11, 2022 vs. L.V. |
| | QB Justin Fields | Sept. 22, 2024 at Pit. |
| | QB Lamar Jackson | Nov. 25, 2024 vs. Bal. |
| | QB Marcus Mariota | Nov. 6, 2022 at Atl. |
| | QB Jarrett Stidham | Dec. 31, 2023 at Den. |
| | QB Russell Wilson | Oct. 17, 2022 vs. Den. |
| | QB Bailey Zappe | Dec. 3, 2023 at N.E. |
| 0.5 | QB Dak Prescott | Sept. 19, 2021 vs. Dal. |

KHALIL MACK

RETURN OF THE MACK

Since entering the NFL in 2014, **Khalil Mack** has totaled 107.5 sacks, good for the third-most over that span. He's one of football's top defenders at forcing turnovers, No. 2 in forced fumbles and strip-sacks since entering the NFL.

Mack's 256 career hurries lead the league since he entered the NFL in 2014, while his 454 pressures rank No. 2 over that span.

SACKS, NFL, SINCE 2014

| Rank | Team/s | Player | Sacks |
|------|----------------------|------------------------|--------------|
| 1. | LAR | DT Aaron Donald | 111.0 |
| 2. | Pit. | LB T.J. Watt | 108.0 |
| 3. | Oak./Chi./LAC | OLB Khalil Mack | 107.5 |
| 4. | Cle. | DE Myles Garrett | 102.5 |
| 5. | N.O. | DE Cameron Jordan | 100.0 |

FORCED FUMBLES, NFL, SINCE 2014

| Rank | Team/s | Player | Forced Fum. |
|------|----------------------|------------------------|-------------|
| 1. | Pit. | LB T.J. Watt | 33 |
| 1. | Oak./Chi./LAC | OLB Khalil Mack | 32 |
| 3. | N.E./Ari./L.V. | OLB Chandler Jones | 30 |
| 4. | T.B. | LB Lavonte David | 29 |
| 5. | LAR | DT Aaron Donald | 24 |

STRIP-SACKS, NFL, SINCE 2014

| Rk. | Team/s | Player | Strip Sacks |
|-----|-------------------------------|------------------------|-------------|
| 1. | N.E./Ari./L.V. | OLB Chandler Jones | 26 |
| 2. | Oak./Chi./LAC | OLB Khalil Mack | 24 |
| 3. | Pit. | LB T.J. Watt | 23 |
| 4. | Cle. | DE Myles Garrett | 19 |
| | Den./T.B. | OLB Shaquil Barrett | 19 |
| 6. | LAR | DT Aaron Donald | 18 |
| | StL/LAR/Mia./Dal./Chi./Phi. | LB Robert Quinn | 18 |
| | Jax./Min./Bal./L.V./Ind./Chi. | DE Yannick Ngakoue | 18 |

QUARTERBACK HURRIES, NFL, SINCE 2014

| Rank | Team/s | Player | Hurries |
|------|----------------------|------------------------|------------|
| 1. | Oak./Chi./LAC | OLB Khalil Mack | 256 |
| 2. | Den./LAR/Buf. | OLB Von Miller | 215 |
| 3. | LAR | DT Aaron Donald | 214 |
| | N.O. | DE Cameron Jordan | 214 |
| 5. | Buf./Hou. | DL Jerry Hughes | 204 |

DEFENSIVE PRESSURES, NFL, SINCE 2014

| Rank | Team/s | Player | Pressures |
|------|----------------------|------------------------|------------|
| 1. | LAR | DT Aaron Donald | 475 |
| 2. | Oak./Chi./LAC | OLB Khalil Mack | 454 |
| 3. | N.O. | DE Cameron Jordan | 405 |
| 4. | Den./LAR/Buf. | OLB Von Miller | 404 |
| 5. | Hou./Ari. | DE J.J. Watt | 393 |



A DECADE-LONG STREAK OF SUCCESS

Since his second year in the NFL in 2015, **Khalil Mack** has recorded at least six sacks in each season. He finished with six sacks in the 2024 season to extend the streak to 10 seasons. The 10 consecutive seasons with six-plus sacks is the longest active streak in the NFL and among the longest in NFL history.

CONSECUTIVE SEASONS WITH SIX-PLUS SACKS, NFL HISTORY

| Rk. | Team/s | Player | Consecutive Seasons |
|-----|----------------------|------------------------|--------------------------|
| 1. | Phi./G.B. | DE Reggie White* | 14 (1985-98) |
| 2. | Min./Atl./S.F. | DE Chris Doleman* | 13 (1987-99) |
| 3. | Min./Sea. | DT John Randle* | 12 (1991-2002) |
| 4. | N.O. | DE Cameron Jordan | 11 (2012-22) |
| | Dal./Den. | OLB DeMarcus Ware* | 11 (2005-15) |
| | K.C. | LB Derrick Thomas* | 11 (1989-99) |
| | Min./Det./N.E. | DT Henry Thomas | 11 (1988-98) |
| | Rai.^/Hou.^/G.B. | DE Sean Jones | 11 (1985-95) |
| | N.O./ | OLB Rickey Jackson* | 11 (1983-93) |
| 10. | Oak./Chi./LAC | OLB Khalil Mack | 10 (2015-Present) |
| | Cin./Sea. | DE Carlos Dunlap | 10 (2012-21) |
| | Car./Chi./G.B. | DE Julius Peppers* | 10 (2008-17) |
| | K.C./Min. | DE Jared Allen | 10 (2004-13) |
| | Ind. | DE Robert Mathis | 10 (2004-13) |
| | Phx.^/Was. | LB Ken Harvey | 10 (1988-97) |
| | Chi | DE Richard Dent* | 10 (1984-93) |
| | NYG | Lawrence Taylor* | 10 (1982-91) |

*Pro Football Hall of Famer

^Los Angeles Raiders

^^Houston Oilers

^^^Phoenix Cardinals

KHALIL MACK

MACK DROPS SIX SACKS IN VICTORY



Khalil Mack had a historic performance in the team's 2023 Week 4 win over the Raiders. He set a single-game team record and career high with six sacks, including a pair of strip-sacks. It was the first six-sack performance by any NFL player since 2017 and just the sixth since the stat began being tracked in 1982.

Mack added 10 tackles (eight solo), five tackles for loss, four quarterback hits and a pass defended. He was the only player since at least 2000 to have six sacks and at least 10 tackles in a single game. He was recognized as AFC Defensive Player of the Week for his performance, the fourth weekly award of his career.

Along with his five-sack performance in 2015, Mack joined Hall of Fame LB Derrick Thomas as the only players with multiple games of five or more sacks since the stat started being tracked in 1982.

SACKS, SINGLE GAME, NFL, SINCE 1982

| Rk. | Team | Game | Player | Sacks |
|-----|------|-------------------------|--------------------|-------|
| 1. | K.C. | Nov. 11, 1990 vs. Sea. | LB Derrick Thomas | 7.0 |
| 2. | LAC | Oct. 1, 2023 vs. L.V. | OLB Khalil Mack | 6.0 |
| | Atl. | Nov. 12, 2017 vs. Dal. | DL Adrian Clayborn | 6.0 |
| | NYG | Sept. 30, 2007 vs. Phi. | DE Osi Umenyiora | 6.0 |
| | K.C. | Sept. 6, 1998 vs. Oak. | LB Derrick Thomas | 6.0 |
| | S.F. | Nov. 13, 1983 vs. N.O. | DE Fred Dean | 6.0 |
| 7. | S.F. | Nov. 19, 2012 vs. Chi. | OLB Aldon Smith | 5.5 |
| | Det. | Sept. 4, 1983 at T.B. | DE William Gay | 5.5 |

SACKS, SINGLE GAME, CHARGERS, SINCE 1982

| Rank | Game | Player | Sacks |
|------|------------------------|-------------------|-------|
| 1. | Oct. 1, 2023 vs. L.V. | OLB Khalil Mack | 6.0 |
| | Nov. 16, 1986 vs. Dal. | DE Leslie O'Neal | 5.0 |
| 3. | Dec. 18, 2011 vs. Bal. | OLB Antwan Barnes | 4.0 |
| | Oct. 3, 2010 vs. Ari. | LB Shaun Phillips | 4.0 |
| | Oct. 22, 1995 at Sea. | DE Leslie O'Neal | 4.0 |
| | Dec. 6, 1992 at Phx.* | DE Leslie O'Neal | 4.0 |
| | Dec. 22, 1991 vs. Den. | DE Leslie O'Neal | 4.0 |

*Phoenix Cardinals

MACK MAKES HISTORY

Khalil Mack eclipsed 12 sacks in 2023, the third season of his career with at least 12 sacks — and with his third franchise. He joined Hall of Famer Kevin Greene as the only two players to have a 12-sack season with three different franchises since the individual sack became an official statistic in 1982.

PLAYERS WITH 12-SACK SEASON WITH THREE DIFFERENT FRANCHISES, NFL, SINCE 1982

| Player | Teams (Seasons) |
|------------------|---|
| OLB Khalil Mack | Raiders ('15), Bears ('18), Chargers ('23) |
| LB Kevin Greene* | Rams ('88-90), Steelers ('93-94), Panthers ('96, '99) |

*Pro Football Hall of Famer

MACK TOPS 100 CAREER SACKS

In the 150th regular-season game of his career, **OLB Khalil Mack** eclipsed 100 career sacks in the second quarter on a nine-yard takedown. Now 167 games into his career, Mack's 107.5 sacks rank No. 5 among active NFL players.

SACKS, ACTIVE NFL PLAYERS

| Rank | Team/s | Player | Sacks |
|------|--------------------------|--------------------|-------|
| 1. | Den./LAR/Buf. | OLB Von Miller | 129.5 |
| 2. | N.O. | DE Cameron Jordan | 121.5 |
| 3. | Ari./Jax./Bal./Atl./Mia. | DL Calais Campbell | 110.5 |
| 4. | Pit. | LB T.J. Watt | 108.0 |
| 5. | Oak./Chi./LAC | OLB Khalil Mack | 107.5 |
| 6. | Cle. | DE Myles Garrett | 102.5 |
| | Min./Hou. | DE Danielle Hunter | 99.5 |

MACK ATTACK

By setting his career high with 17.0 sacks in 2023, **Khalil Mack** tied for the most sacks in a single season by a Charger since the individual sack began being tracked in 1982.

Mack forced a total of five fumbles on the year, including four that were strip-sacks. Since forced fumbles began being tracked in 1994, Mack's five tied for the third-most by a Charger in a single season.

SACKS, SINGLE SEASON, CHARGERS, SINCE 1982

| Rank | Season | Player | Sacks |
|------|--------|--------------------|-------|
| 1. | 2023 | OLB Khalil Mack | 17.0 |
| | 2006 | LB Shawne Merriman | 17.0 |
| | 1992 | DE Leslie O'Neal | 17.0 |
| 4. | 1986 | DE Lee Williams | 15.0 |
| 5. | 1989 | DE Lee Williams | 14.0 |

FORCED FUMBLES, SINGLE SEASON, CHARGERS, SINCE 1994

| Rank | Season | Player | Forced Fumbles |
|------|--------|-------------------|----------------|
| 1. | 2021 | OLB Joey Bosa | 7 |
| | 2009 | LB Shaun Phillips | 7 |
| 3. | 2023 | OLB Khalil Mack | 5 |
| | — | Two Other Players | 5 |

KHALIL MACK

MACK'S PICKS BY PASSER

Khalil Mack has picked off three passes, including two that he returned for a touchdown. Below is a look at his career regular-season interceptions by quarterback:

REGULAR-SEASON CAREER INTs BY PASSER (3)

| INTs | Passer | Most Recent INT |
|------|------------------|------------------------|
| 1 | QB Kirk Cousins | Nov. 16, 2020 vs. Min. |
| | QB DeShone Kizer | Sept. 9, 2018 at G.B. |
| | QB Cam Newton | Nov. 27, 2016 vs. Car. |



MACK'S SACKS BY PASSER

Khalil Mack has sacked 50 players in the regular season for a total of 107.5 career sacks. Below is a list of his career sacks by passer:

REGULAR-SEASON CAREER SACKS BY PASSER (107.5)

| Sacks | Passer | Most Recent Sack |
|-------|-----------------------|-------------------------|
| 6.0 | QB Aidan O'Connell | Oct. 1, 2023 vs. L.V. |
| | QB Brock Osweiler | Nov. 21, 2016 vs. Hou. |
| 5.5 | QB Aaron Rodgers | Oct. 17, 2021 vs. G.B. |
| | QB Alex Smith | aDec. 10, 2017 at K.C. |
| 5.0 | QB Trevor Siemian | Nov. 26, 2017 vs. Den. |
| 4.0 | QB Derek Carr | Sept. 11, 2022 L.V. |
| | QB Kirk Cousins | Dec. 20, 2020 at Min. |
| | QB Dak Prescott | Oct. 16, 2023 vs. Dal. |
| 3.0 | QB Tom Brady | Oct. 8, 2020 vs. T.B. |
| | QB Jared Goff | Oct. 3, 2021 vs. Det. |
| | QB Josh McCown | Sept. 17, 2017 vs. NYJ |
| | QB Jameis Winston | Nov. 3, 2024 at Cle. |
| 2.5 | QB Patrick Mahomes | Dec. 8, 2024 at K.C. |
| 2.0 | QB Sam Bradford | Sept. 23, 2018 at Ari. |
| | QB Teddy Bridgewater | Oct. 18, 2020 at Car. |
| | QB Joe Flacco | Sept. 15, 2019 at Den. |
| | QB Lamar Jackson | Nov. 26, 2023 vs. Bal. |
| | QB Daniel Jones | Sept. 20, 2020 vs. NYG |
| | QB Colin Kaepernick | Dec. 7, 2017 vs. S.F. |
| | QB Case Keenum | Sept. 23, 2019 at Was. |
| | QB Jordan Love | Nov. 19, 2023 at G.B. |
| | QB Marcus Mariota | Nov. 29, 2015 at Ten. |
| | QB Baker Mayfield | Sept. 26, 2021 at Cle. |
| | QB Philip Rivers | Oct. 27, 2019 vs. LAC |
| | QB Geno Smith | Dec. 3, 2017 vs. NYG |
| | QB Matthew Stafford | Nov. 11, 2018 vs. Det. |
| | QB Russell Wilson | Oct. 17, 2022 vs. Den. |
| | QB Zach Wilson | Nov. 6, 2023 at NYJ |
| | QB Bailey Zappe | Dec. 3, 2023 at N.E. |
| 1.5 | QB Gardner Minshew II | Sept. 8, 2024 vs. L.V. |
| 1.0 | QB Blake Bortles | Oct. 23, 2016 at Jax. |
| | QB Drew Brees | Nov. 1, 2020 vs. N.O. |
| | QB Joe Burrow | Sept. 19, 2021 vs. Cin. |
| | QB Jay Cutler | Oct. 4, 2015 at Chi. |
| | QB Justin Fields | Sept. 22, 2024 at Pit. |
| | QB Ryan Fitzpatrick | Sept. 30, 2018 vs. T.B. |
| | QB Nick Foles | Dec. 26, 2022 at Ind. |
| | QB Blaine Gabbert | Jan. 7, 2024 vs. K.C. |
| | QB Jimmy Garoppolo | Nov. 13, 2022 at S.F. |
| | QB DeShone Kizer | Sept. 9, 2018 at G.B. |
| | QB Eli Manning | Dec. 2, 2018 at NYG |
| | QB Drake Maye | Dec. 28, 2024 at N.E. |
| | QB Davis Mills | Oct. 2, 2022 at Hou. |
| | QB Cam Newton | Nov. 27, 2016 vs. Car. |
| | QB Kyle Orton | Dec. 21, 2014 vs. Buf. |
| | QB Spencer Rattler | Oct. 27, 2024 vs. N.O. |
| | QB Jarrett Stidham | Dec. 31, 2023 at Den. |
| | QB Tyrod Taylor | Dec. 4, 2016 vs. Buf. |
| | QB Deshaun Watson | Dec. 13, 2020 vs. Hou. |
| 0.5 | QB Matt Ryan | Sept. 27, 2020 at Atl. |

POSTSEASON CAREER SACKS BY PASSER (1.0)

| Sacks | Passer | Most Recent Sack |
|-------|--------------------|------------------------|
| 1.0 | QB Trevor Lawrence | Jan. 14, 2023 at Jax.* |

*AFC Wild Card

JOEY BOSHA



NOT YOUR AVERAGE JOEY

Since entering the NFL in 2016, **Joey Bosa** has been a force, recording the sixth-best sacks-per-game over that span (min. 100 games played). He is also ranks tied for No. 10 in that time with 72.0 sacks.

SACKS PER GAME, MIN. 100 GAMES PLAYED, SINCE 2016

| Rank | Team/s | Player | Sacks/Game |
|-----------|----------------------|------------------------|-------------|
| 1. | Pit. | LB T.J. Watt | 0.89 |
| 2. | Cle. | DE Myles Garrett | 0.88 |
| 3. | Min./Hou. | DE Danielle Hunter | 0.77 |
| 4. | LAR | DT Aaron Donald | 0.75 |
| 5. | N.O./Cin. | DE Trey Hendrickson | 0.70 |
| 6. | LAC | OLB Joey Bosa | 0.67 |
| 7. | Oak./Chi./LAC | OLB Khalil Mack | 0.66 |
| 8. | Den./LAR/Buf. | OLB Von Miller | 0.61 |
| 9. | K.C. | DT Chris Jones | 0.58 |
| 10. | N.O. | DE Cameron Jordan | 0.57 |

SACKS, NFL, SINCE 2016

| Rank | Team/s | Player | Sacks |
|------------|-------------------------------|------------------------|-------------|
| 1. | Pit. | LB T.J. Watt | 108.0 |
| 2. | Cle. | DE Myles Garrett | 102.5 |
| 3. | Min./Hou. | OLB Danielle Hunter | 93.5 |
| 4. | LAR | DT Aaron Donald | 91.0 |
| 5. | Oak./Chi./LAC | OLB Khalil Mack | 88.5 |
| 6. | N.O. | DE Cameron Jordan | 82.5 |
| 7. | K.C. | DT Chris Jones | 80.5 |
| 8. | N.O./Cin. | DE Trey Hendrickson | 77.0 |
| 9. | Ari./L.V. | OLB Chandler Jones | 76.0 |
| 10. | LAC | OLB Joey Bosa | 72.0 |
| | Bal./N.E./Atl. | LB Matthew Judon | 72.0 |
| 12. | Jax./Min./Bal./L.V./Ind./Chi. | DE Yannick Ngakoue | 70.5 |

FORCING THE ISSUE

After leading the NFL with seven strip-sacks in 2021, **Joey Bosa** continues to be among the league's best at jarring the ball free. He has nine strip-sacks since 2021, tied for the fourth-most in the NFL over that span and ranks tied for No. 2 in forced fumbles.

STRIP-SACKS, NFL, SINCE 2021

| Rank | Team/s | Player | Strip-Sacks |
|-----------|----------------|----------------------|-------------|
| 1. | Pit. | LB T.J. Watt | 11 |
| 2. | Cin. | DE Trey Hendrickson | 10 |
| | Cle. | DE Myles Garrett | 10 |
| 4. | LAC | OLB Joey Bosa | 9 |
| | Car./Phi./NYJ | LB Haason Reddick | 9 |
| 6. | Atl./Dal./Was. | DE Dante Fowler Jr. | 8 |
| | Dal. | LB Micah Parsons | 8 |
| | Den./Mia. | OLB Bradley Chubb | 8 |
| | Pit. | LB Alex Highsmith | 8 |
| | S.F. | DL Nick Bosa | 8 |
| | Sea./Chi. | DE Darrell Taylor | 8 |

FORCED FUMBLES, NFL, SINCE 2021

| Rank | Team/s | Player | Forced Fumbles |
|-----------|------------|----------------------|----------------|
| 1. | Pit. | LB T.J. Watt | 16 |
| 2. | LAC | OLB Joey Bosa | 11 |
| | Cin. | DE Trey Hendrickson | 11 |
| 4. | Cle. | DE Myles Garrett | 10 |
| | S.F. | LB Fred Warner | 10 |

Bosa has gone for the ball when taking down the quarterback since he entered the NFL. His 14 career strip-sacks are good for the 10th-most since 2016.

10 of Bosa's 14 career strip-sacks came on third down, which leads the NFL over that span. Seven of his third-down strip-sacks have come since 2021, which is also a league-high.

STRIP-SACKS, THIRD DOWN, NFL, SINCE 2016

| Rk. | Team/s | Player | Strip-Sacks |
|-----------|------------------------------|----------------------|-------------|
| 1. | LAC | OLB Joey Bosa | 10 |
| 2. | Jax./LAR/Atl./Dal./Was. | DE Dante Fowler Jr. | 9 |
| 3. | StL./LAR/Mia./Dal./Chi./Phi. | LB Robert Quinn | 8 |
| | Pit. | LB T.J. Watt | 8 |
| 5. | LAR | DT Aaron Donald | 7 |

STRIP-SACKS, THIRD DOWN, NFL, SINCE 2021

| Rank | Team/s | Player | Strip-Sacks |
|-----------|----------------------|-----------------------|-------------|
| 1. | LAC | OLB Joey Bosa | 7 |
| 2. | Pit. | LB T.J. Watt | 5 |
| | S.F./Ind. | DE Samson Ebukam | 5 |
| | Sea./Chi. | DE Darrell Taylor | 5 |
| 5. | Ten./Atl./LAC | OLB Bud Dupree | 4 |
| | Cin. | DE Trey Hendrickson | 4 |
| | T.B. | OLB Shaquil Barrett | 4 |

JOEY BOSA

BOSA'S SACKS BY PASSER

Joey Bosa has 72.0 career sacks. He has sacked QB Derek Carr 8.5 times in his career, more than he's sacked any other quarterback. Bosa has brought down 43 different passers in his career, including 17 more than once. Below is a look at his career sacks by passer:

REGULAR-SEASON CAREER SACKS BY PASSER (72.0)

| Sacks | Passer | Most Recent Sack |
|-------|-----------------------|-------------------------|
| 8.5 | QB Derek Carr | Sept. 11, 2022 vs. L.V. |
| 4.0 | QB Ryan Tannehill | Sept. 17, 2023 at Ten. |
| 3.5 | QB Patrick Mahomes | Dec. 8, 2024 at K.C. |
| | QB Gardner Minshew II | Sept. 8, 2024 vs. L.V. |
| | QB Trevor Siemian | Oct. 22, 2017 vs. Den. |
| 2.5 | QB Josh Rosen | Sept. 29, 2019 at Mia. |
| | QB Zach Wilson | Nov. 6, 2023 at NYJ |
| 2.0 | QB Josh Allen | Nov. 29, 2020 at Buf. |
| | QB Kirk Cousins | Sept. 24, 2023 at Min. |
| | QB Robert Griffin III | Dec. 24, 2016 at Cle. |
| | QB Eli Manning | Oct. 8, 2015 at NYG |
| | QB Ben Roethlisberger | Nov. 21, 2021 vs. Pit. |
| | QB Matt Ryan | Oct. 23, 2016 at Atl. |
| | QB Alex Smith | Sept. 24, 2017 vs. K.C. |
| | QB Mitchell Trubisky | Oct. 27, 2019 at Chi. |
| 1.5 | QB Lamar Jackson | Oct. 17, 2021 at Bal. |
| | QB Aaron Rodgers | Nov. 3, 2019 vs. G.B. |
| 1.0 | WR Davante Adams | Sept. 11, 2022 vs. L.V. |
| | QB Tyson Bagent | Oct. 29, 2023 vs. Chi. |
| | QB Matt Barkley | Nov. 29, 2020 at Buf. |
| | QB Blake Bortles | Nov. 12, 2017 at Jax. |
| | QB Tom Brady | Oct. 29, 2017 at N.E. |
| | QB Drew Brees | Oct. 12, 2020 at N.O. |
| | QB Teddy Bridgewater | Sept. 27, 2020 vs. Car. |
| | QB Jacoby Brissett | Sept. 8, 2019 vs. Ind. |
| | QB Joe Burrow | Sept. 13, 2020 at Cin. |
| | QB Jeff Driskel | Dec. 9, 2018 vs. Cin. |
| | QB Joe Flacco | Oct. 6, 2019 vs. Den. |
| | QB Ryan Fitzpatrick | Sept. 12, 2021 at Was. |
| | QB Mike Glennon | Dec. 12, 2021 vs. NYG |
| | QB Jalen Hurts | Nov. 7, 2021 at Phi. |
| | QB Case Keenum | Dec. 30, 2017 at Den. |
| | QB DeShone Kizer | Dec. 3, 2017 vs. Cle. |
| | QB Will Levis | Nov. 10, 2024 vs. Ten. |
| | QB Drew Lock | Nov. 28, 2021 at Den. |
| | QB Cam Newton | Dec. 11, 2016 at Car. |
| | QB Bo Nix | Dec. 19, 2024 vs. Den. |
| | QB Tyrod Taylor | Nov. 19, 2017 vs. Buf. |
| | QB Russell Wilson | Jan. 8, 2023 at Den. |
| | QB Jameis Winston | Dec. 4, 2016 vs. T.B. |
| | QB Bryce Young | Sept. 15, 2024 at Car. |
| 0.5 | QB Brock Osweiler | Nov. 27, 2016 at Hou. |
| | QB Deshaun Watson | Sept. 22, 2019 vs. Hou. |

POSTSEASON CAREER SACKS BY PASSER (1.0)

| Sacks | Passer | Most Recent Sack |
|-------|------------------|---|
| 1.0 | QB Lamar Jackson | Jan. 6, 2019 at Bal.* *AFC Wild Card |



ONE OF A KIND

With 8.5 sacks in his first eight games of 2017, **Joey Bosa** brought his career total to 19.0 sacks over his first 20 career games. That topped the previous NFL record of 18.5 set by Aldon Smith in 2012.

SACKS, FIRST 20 CAREER GAMES, NFL HISTORY

| Rank | Team | Player | Sacks |
|------|----------|---------------------|-------|
| 1. | Chargers | DE Joey Bosa | 19.0 |
| 2. | 49ers | LB Aldon Smith | 18.5 |
| 3. | Cowboys | LB Micah Parsons | 17.0 |
| | Packers | LB Clay Matthews | 17.0 |

BRING THE HEAT

Joey Bosa ranks second in sacks in team history after reaching 72.0 for his career.

CAREER SACKS LEADERS, CHARGERS HISTORY SINCE 1982

| Rank | Seasons | Player | Sacks |
|------|--------------|----------------------|-------|
| 1. | 1986-95 | DE Leslie O'Neal | 105.5 |
| 2. | 2016-Present | OLB Joey Bosa | 72.0 |
| 3. | 2004-12 | LB Shaun Phillips | 69.5 |
| 4. | 1984-90 | DE Lee Williams | 65.5 |
| 5. | 2012-20 | DE Melvin Ingram III | 49.0 |
| 6. | 1990-2002 | LB Junior Seau | 47.0 |

TULI TUIPULOTU

REMEMBER, REMEMBER TULI IN NOVEMBER

Tuli Tuipulotu was the NFL's most disruptive pass rusher during the month of November, tying for the league lead with six sacks during the month.

The former Pac-12 Defensive Player of the Year also led the league with 10 quarterback hits in November. With six tackles for loss during the month, Tuipulotu was just the fifth player in the last 10 seasons to have five sacks, 10 quarterback hits and five tackles for loss during a single November.

SACKS LEADERS, NOVEMBER, NFL, 2024

| Rank | Team | Player | Sacks |
|------|------|--------------------|-------|
| 1. | LAC | OLB Tuli Tuipulotu | 6.0 |
| | Cle. | DE Myles Garrett | 6.0 |
| 3. | Dal. | LB Micah Parsons | 5.5 |
| 4. | Hou. | DE Danielle Hunter | 5.0 |
| | LAR | DE Braden Fiske | 5.0 |

QUARTERBACK HITS LEADERS, NOVEMBER, NFL, 2024

| Rank | Team | Player | QB Hits |
|------|------|---------------------|---------|
| 1. | LAC | OLB Tuli Tuipulotu | 10 |
| 2. | Bal. | OLB Ofe Oweh | 9 |
| | Cin. | DE Trey Hendrickson | 9 |
| | Dal. | DT Osa Odighizuwa | 9 |
| | Dal. | LB Micah Parsons | 9 |
| 6. | — | Three Other Players | 8 |

PLAYERS WITH FIVE SACKS, 10 QUARTERBACK HITS AND FIVE TACKLES FOR LOSS, SINGLE NOVEMBER, NFL, SINCE 2015

| Month | Team | Player | Sks | QB Hits | TFLs |
|-----------|------|--------------------|-----|---------|------|
| Nov. 2024 | LAC | OLB Tuli Tuipulotu | 6.0 | 10 | 6 |
| Nov. 2021 | Dal. | LB Micah Parsons | 6.5 | 12 | 8 |
| Nov. 2020 | N.O. | DE Cameron Jordan | 5.0 | 10 | 6 |
| Nov. 2019 | NYJ | S Jamal Adams | 6.5 | 10 | 5 |
| Nov. 2015 | Hou. | DE J.J. Watt | 7.5 | 26 | 9 |

TULI IMPACTS TWO PHASES

In the team's Week 9 victory, OLB Tuli Tuipulotu recorded 2.5 sacks on defense and a pair of special teams tackles, becoming the first NFL player since 2020 and fifth since 2015 to have multiple sacks and multiple special teams tackles in the same game.

PLAYERS WITH MULTIPLE SACKS AND MULTIPLE SPECIAL TEAMS TACKLES, SINGLE GAME, NFL, SINCE 2015

| Game | Tm. | Player | Scks. | ST Tkl. |
|------------------------|------|----------------------|-------|---------|
| Nov. 3, 2024 at Cle. | LAC | OLB Tuli Tuipulotu | 2.5 | 2 |
| Dec. 20, 2020 vs. Phi. | Ari. | LB Dennis Gardeck | 2.0 | 2 |
| Oct. 15, 2017 vs. Chi. | Bal. | LB Matthew Judon | 2.0 | 2 |
| Dec. 18, 2016 vs. Cle. | Buf. | LB Lorenzo Alexander | 1.5 | 3 |
| Dec. 6, 2015 at Oak. | K.C. | LB Frank Zombo | 2.0 | 3 |

TULI'S STREAK OF MULTI-SACK GAMES



In three-straight games during the team's four-game winning streak in November, Tuli Tuipulotu recorded multiple sacks. He was the second NFL player this season and fourth Charger since sacks became an official statistic in 1982 to have three-straight games with multiple sacks. Tuipulotu was just the eighth player to have a three-game multi-sack streak within the first two seasons of a career since sacks became an official stat in 1982.

CONSECUTIVE MULTI-SACK GAMES, CHARGERS, SINCE 1982

| Rk. | Player | Dates | Consec. Games |
|-----|--------------------|-----------------------------|---------------|
| 1. | OLB Tuli Tuipulotu | Nov. 3, 2024-Nov. 17, 2024 | 3 |
| | OLB Khalil Mack | Nov. 19, 2023-Dec. 3, 2023 | 3 |
| | OLB Joey Bosa | Oct. 20, 2019-Nov. 3, 2019 | 3 |
| | LB Shawne Merriman | Oct. 29, 2006-Dec. 10, 2006 | 3 |

CONSECUTIVE MULTI-SACK GAMES, NFL, 2024

| Rk. | Team | Player | Consec. Games (Dates) |
|-----|------|--------------------|-----------------------------------|
| 1. | LAC | OLB Tuli Tuipulotu | 3 (Nov. 3, 2024-Nov. 17, 2024) |
| | Bal. | OLB Kyle Van Noy | 3 (Sept. 15, 2024-Sept. 29, 2024) |

CONSECUTIVE MULTI-SACK GAMES, WITHIN FIRST TWO PRO SEASONS, NFL, SINCE 1982

| Rk. | Team | Player | Consec. Games (Dates) |
|-----|------|--------------------|-----------------------------------|
| 1. | S.F. | LB Aldon Smith | 4 (Oct. 29, 2012-Nov. 25, 2012) |
| 2. | LAC | OLB Tuli Tuipulotu | 3 (Nov. 3, 2024-Nov. 17, 2024) |
| | Oak. | DE Khalil Mack | 3 (Nov. 29, 2015-Dec. 13, 2015) |
| | Hou. | DE J.J. Watt | 3 (Sept. 16, 2012-Sept. 30, 2012) |
| | S.F. | LB Aldon Smith | 3 (Oct. 2, 2011-Oct. 16, 2011) |
| | Pit. | LB LaMarr Woodley | 3 (Sept. 29, 2008-Oct. 19, 2008) |
| | S.D. | LB Shawne Merriman | 3 (Oct. 29, 2006-Dec. 10, 2006) |
| | Mia. | LB Bryan Cox | 3 (Sept. 20, 1992-Oct. 4, 1992) |
| | Chi. | DE Richard Dent | 3 (Oct. 21, 1984-Nov. 4, 1984) |

DAIYAN HENLEY

DAIYAN AN ELITE DEFENDER

In a breakout campaign, **LB Daiyan Henley** finished tied for No. 11 in the NFL with his team-high 142 tackles. His versatility against the run and pass has been on display, as Henley is the **only NFL player in 2024 to record at least 120 tackles and more than seven passes defended**. Henley's 142 tackles were the seventh-most by a Charger in a single season since the turn of the century.



HENLEY GETS DOUBLE DIGITS

In Week 16, **LB Daiyan Henley** recorded his ninth game of the season with 10-plus tackles, tying for the most double-digit tackle performances in the NFL in 2024.

Six of Henley's 10-tackle performances were consecutive games, the longest such streak in the NFL this season and setting the longest streak by a Charger since the turn of the century.

TACKLES, NFL, 2024

| Rank | Team | Player | Tackles |
|------------|------------|-------------------------|------------|
| 1. | Ind. | LB Zaire Franklin | 173 |
| 2. | Ari. | S Budda Baker | 164 |
| 3. | L.V. | LB Robert Spillane | 158 |
| 4. | Bal. | LB Roquan Smith | 154 |
| | NYJ | LB Jamien Sherwood | 154 |
| 6. | Atl. | ILB Kaden Ellis | 150 |
| | Phi. | LB Zach Baun | 150 |
| 8. | Ind. | S Nick Cross | 145 |
| 9. | Cin. | LB Germaine Pratt | 143 |
| | Mia. | LB Jordyn Brooks | 143 |
| 11. | LAC | LB Daiyan Henley | 142 |
| | Ind. | LB E.J. Speed | 142 |

TACKLES, SINGLE SEASON, CHARGERS, SINCE 2000

| Rank | Season | Player | Tackles |
|-----------|-------------|-------------------------|------------|
| 1. | 2003 | LB Donnie Edwards | 162 |
| 2. | 2005 | LB Donnie Edwards | 154 |
| 3. | 2004 | LB Donnie Edwards | 152 |
| 4. | 2022 | LB Drue Tranquill | 144 |
| | 2021 | LB Kyzir White | 144 |
| 6. | 2006 | LB Donnie Edwards | 143 |
| 7. | 2024 | LB Daiyan Henley | 142 |
| 8. | 2002 | LB Donnie Edwards | 129 |

HENLEY MAKES AN IMPACT

In the team's Week 10 win, **LB Daiyan Henley** led the defense with 14 tackles and recorded the first sack of his career. He also added a tackle on special teams. Henley's performance was the 10th in the NFL since the beginning of the 2020 season with at least 10 tackles, a sack and a special teams tackle in a single game.

PLAYER WITH 10 TACKLES, A SACK AND A SPECIAL TEAMS TACKLE, SINGLE GAME, NFL, SINCE 2020

| Game | Tm. | Player | Tkls. | Scks. | ST Tkl. |
|-------------------------------|------------|--------------------|-----------|------------|----------|
| Jan. 5, 2025 at Dal. | Was. | S J.Chinn | 12 | 1.0 | 1 |
| Dec. 15, 2024 vs. Bal. | NYG | S D.Belton | 14 | 1.0 | 1 |
| Nov. 10, 2024 vs. Ten. | LAC | LB D.Henley | 14 | 1.0 | 1 |
| Nov. 20, 2022 vs. LAR | N.O. | LB K.Elliss | 11 | 1.5 | 1 |
| Sept. 11, 2022 vs. Phi. | Det. | S T.Walker | 11 | 1.0 | 2 |
| Dec. 5, 2021 vs. Ind. | Hou. | LB K.Grugier-Hill | 19 | 1.0 | 1 |
| Jan. 3, 2021 vs. Min. | Det. | S T.Walker | 11 | 1.0 | 2 |
| Jan. 3, 2021 at Den. | L.V. | LB N.Morrow | 10 | 1.0 | 1 |
| Dec. 13, 2020 vs. Min. | T.B. | S A.Winfield | 11 | 1.0 | 1 |
| Nov. 22, 2020 at Cle. | Phi. | LB A.Singleton | 11 | 1.0 | 1 |
| Nov. 1, 2020 vs. Dal. | Phi. | LB T.Edwards | 12 | 1.0 | 1 |
| Oct. 11, 2020 vs. Was. | LAR | LB T.Reeder | 10 | 3.0 | 1 |

MOST GAMES WITH 10-PLUS TACKLES, NFL, 2024

| Rank | Team | Player | Games |
|-----------|------------|-------------------------|----------|
| 1. | LAC | LB Daiyan Henley | 9 |
| | Bal. | LB Roquan Smith | 9 |
| | Atl. | LB Kaden Ellis | 9 |
| 4. | Ind. | LB Zaire Franklin | 8 |
| | Ind. | LB E.J. Speed | 8 |
| | L.V. | LB Robert Spillane | 8 |
| | Phi. | LB Zack Baun | 8 |

CONSECUTIVE GAMES WITH 10-PLUS TACKLES, NFL, 2024

| Rk. | Team | Player | Consec. Games (Dates) |
|-----------|------------|-------------------------|---------------------------------------|
| 1. | LAC | LB Daiyan Henley | 6 (Oct. 27, 2024-Dec. 1, 2024) |
| 2. | L.V. | LB Robert Spillane | 5 (Sept. 8, 2024-Oct. 6, 2024) |
| 3. | Atl. | LB Kaden Elliss | 4 (Oct. 20, 2024-Nov. 10, 2024) |
| | Buf. | LB Dorian Williams | 4 (Sept. 12, 2024-Oct. 6, 2024) |
| | Ind. | LB E.J. Speed | 4 (Sept. 8, 2024-Sept. 29, 2024) |
| | Phi. | LB Nakobe Dean | 4 (Dec. 10, 2024-Present) |

CONSECUTIVE GAMES WITH 10-PLUS TACKLES, CHARGERS, SINCE 2000

| Rk. | Player | Dates | Consec. Games |
|-----------|-------------------------|-----------------------------------|---------------|
| 1. | LB Daiyan Henley | Oct. 27, 2024-Dec. 1, 2024 | 6 |
| 2. | LB Donnie Edwards | Nov. 16, 2003-Dec. 7, 2003 | 4 |
| 3. | LB Drue Tranquill | Dec. 18, 2022-Jan. 1, 2023 | 3 |
| | LB Kyzir White | Nov. 28, 2021-Dec. 12, 2021 | 3 |
| | LB Kyzir White | Sept. 27, 2020-Oct. 12, 2020 | 3 |
| — | Eight Other Streaks | — | 3 |

CAMERON DICKER

PINPOINT ACCURACY

Cameron Dicker has made 91-of-97 career field goal attempts. His field goal percentage of 93.8 is the best in NFL history by a player with at least 50 attempts.

FIELD GOAL PCT., MIN. 50 ATTEMPTS, NFL HISTORY

| Rank | Team/s | Player | Field Goal Pct. (Made-Att.) |
|------|---------------|-------------------------|-----------------------------|
| 1. | Phi./LAC | K Cameron Dicker | 93.8 (91-97) |
| 2. | Dal. | K Brandon Aubrey | 89.4 (76-85) |
| 3. | Bal. | K Justin Tucker | 89.1 (417-468) |
| 4. | K.C. | K Harrison Butker | 88.6 (218-246) |
| 5. | Chi./NYJ/Car. | K Eddie Pineiro | 88.1 (111-126) |

IN THE RECORD BOOKS

Cameron Dicker made a career-best 39 field goals in 2024, setting a single-season franchise record. Dicker's 150 points scored this season were the most in a single season by a kicker in team history, trailing on Hall of Fame RB LaDainian Tomlinson's all-time 2006 season in which he set an NFL record with 186 points.

MADE FIELD GOALS, SINGLE SEASON, CHARGERS HISTORY

| Rank | Season | Player | Made Field Goals |
|------|-------------|-------------------------|------------------|
| 1. | 2024 | K Cameron Dicker | 39 |
| 2. | 2013 | K Nick Novak | 34 |
| | 1994 | K John Carney | 34 |
| 4. | 2009 | K Nate Kaeding | 32 |
| 5. | 2023 | K Cameron Dicker | 31 |
| | 1999 | K John Carney | 31 |
| | 1993 | K John Carney | 31 |

MOST POINTS SCORED, KICKERS, SINGLE SEASON, CHARGERS HISTORY

| Rank | Season | Player | Points Scored |
|------|-------------|-------------------------|---------------|
| 1. | 2024 | K Cameron Dicker | 150 |
| 2. | 2009 | K Nate Kaeding | 146 |
| 3. | 2013 | K Nick Novak | 144 |
| 4. | 2006 | K Nate Kaeding | 136 |
| | 1994 | K John Carney | 135 |



DICKER MAKES HISTORY

Cameron Dicker has made history multiple times this season — most recently in the Week 16 home victory over Denver. At the end of the first half, Dicker attempted a fair catch free kick field goal after a fair catch on the previous play and drilled the 57-yard attempt.

The kick is believed to be the longest fair catch free kick field goal in NFL history and first make since K Ray Wersching, who made a 45-yard attempt for the Bolts in 1976. The last confirmed fair catch free kick field goal attempt was in 2019.

In Week 7 at Arizona, Dicker tied a franchise record with a career-long 59-yard field goal in the second quarter. This season, the Texas product has made nine out of 10 field goals of 50-plus yards (90.0 pct.), the best field goal percentage in the NFL in 2024 from 50- plus yards (min. 10 attempts).

Dicker has 16 career field goals from 50-plus yards and has four of the six longest made attempts in franchise history.

LONGEST MADE FIELD GOAL, CHARGERS HISTORY

| Rank | Game | Player | Distance |
|------|-------------------------------|-------------------------|------------------|
| 1. | Oct. 21, 2024 at Ari. | K Cameron Dicker | 59 yards |
| | Dec. 9, 2018 vs. Cin. | K Michael Badgley | 59 yards |
| 3. | Dec. 19, 2024 vs. Den. | K Cameron Dicker | 57 yards* |
| | Dec. 21, 2008 at T.B. | K Nate Kaeding | 57 yards |
| 4. | Nov. 6, 2023 at NYJ | K Cameron Dicker | 55 yards |
| | Oct. 22, 2023 at K.C. | K Cameron Dicker | 55 yards |
| | Nov. 29, 2009 vs. K.C. | K Nate Kaeding | 55 yards |

*Fair Catch Free Kick Field Goal

CAMERON DICKER

THE BEST THROUGH THREE SEASONS

As a rookie, **Cameron Dicker** made 21-of-22 field goals (95.5 pct.) to set the record for best field goal percentage by a rookie kicker since the 1970 NFL-AFL Merger (min. 15 att.). He has continued his excellence with the Bolts, making 91-of-97 career attempts (93.8 pct.). Dicker's 93.8 career field goal percentage is the best through the first three seasons of a career among kickers with at least 50 field goal attempts.

FIELD GOAL PCT., FIRST THREE SEASONS, MIN. 50 ATTEMPTS, NFL, SINCE 1970

| Rank | Team/s | Player | Field Goal Pct. (Made-Att.) |
|------|----------|-------------------|-----------------------------|
| 1. | Phi./LAC | K Cameron Dicker | 93.8 (91-97) |
| 2. | Dal. | K Dan Bailey | 90.8 (89-98) |
| 3. | Bal. | K Justin Tucker | 89.8 (97-108) |
| 4. | K.C. | K Harrison Butker | 89.7 (96-107) |
| 5. | Ind. | K Mike Vanderjagt | 89.6 (86-96) |

DICKER KICKS CONSISTENTLY

Cameron Dicker has made 75 of his 76 career field goal attempts from less than 50 yards out. His 98.7 percentage on field goals from less than 50 yards is the best by any NFL kicker in at least the last 30 seasons (min. 50 attempts of less than 50 yards).

FIELD GOAL PCT., LESS THAN 50-YARD ATTEMPTS, MIN. 50 ATTEMPTS, NFL, SINCE 1991

| Rk. | Team/s | Player | Field Goal Pct. (Made-Att.) |
|-----|---------------|-------------------|-----------------------------|
| 1. | Phi./LAC | K Cameron Dicker | 98.7 (75-76) |
| 2. | Bal. | K Justin Tucker | 94.9 (353-372) |
| 3. | K.C. | K Harrison Butker | 93.5 (188-201) |
| 4. | T.B./LAR/Ind. | K Matt Gay | 92.6 (137-148) |
| 5. | Six Teams* | K Matthew Wright | 92.3 (48-52) |

**Jaguars, Steelers, Panthers, Chiefs, Titans, 49ers*

DICKER'S KICKS BY VENUE & SURFACE

REGULAR-SEASON KICKING BY VENUE

| Stadium* | GP | FGM | FGA | Pct. | 1-19 | 20-29 | 30-39 | 40-49 | 50+ | Lg | XPM | XPA | Pts |
|---|-----------|-----------|-----------|-------------|------------|--------------|--------------|--------------|--------------|-----------|-----------|-----------|------------|
| Acrisure Stadium | 1 | 1 | 1 | 100.0 | 0-0 | 1-1 | 0-0 | 0-0 | 0-0 | 28 | 1 | 1 | 4 |
| Allegiant Stadium | 3 | 6 | 8 | 75.0 | 0-0 | 1-1 | 4-4 | 1-1 | 0-2 | 49 | 7 | 7 | 25 |
| Bank of America Stadium | 1 | 2 | 2 | 100.0 | 0-0 | 0-0 | 0-0 | 2-2 | 0-0 | 46 | 2 | 3 | 8 |
| Empower Field at Mile High | 3 | 8 | 9 | 88.9 | 0-0 | 1-1 | 3-3 | 2-2 | 2-3 | 52 | 4 | 4 | 28 |
| GEHA Field at Arrowhead Stadium | 2 | 2 | 2 | 100.0 | 0-0 | 0-0 | 1-1 | 0-0 | 1-1 | 55 | 4 | 4 | 10 |
| Gillette Stadium | 2 | 6 | 6 | 100.0 | 0-0 | 1-1 | 4-4 | 1-1 | 0-0 | 41 | 4 | 4 | 22 |
| Huntington Bank Field | 1 | 0 | 1 | 0.0 | 0-0 | 0-0 | 0-0 | 0-1 | 0-0 | — | 3 | 4 | 3 |
| Lambeau Field | 1 | 2 | 2 | 100.0 | 0-0 | 2-2 | 0-0 | 0-0 | 0-0 | 26 | 2 | 2 | 8 |
| Levi's Stadium | 1 | 3 | 3 | 100.0 | 0-0 | 1-1 | 0-0 | 2-2 | 0-0 | 47 | 1 | 1 | 10 |
| Lucas Oil Stadium | 1 | 2 | 2 | 100.0 | 0-0 | 2-2 | 0-0 | 0-0 | 0-0 | 24 | 2 | 2 | 8 |
| Mercedes-Benz Stadium | 2 | 5 | 5 | 100.0 | 0-0 | 0-0 | 3-3 | 1-1 | 1-1 | 51 | 2 | 2 | 17 |
| MetLife Stadium | 1 | 2 | 2 | 100.0 | 0-0 | 0-0 | 1-1 | 0-0 | 1-1 | 55 | 3 | 3 | 9 |
| Nissan Stadium | 1 | 3 | 3 | 100.0 | 0-0 | 1-1 | 2-2 | 0-0 | 0-0 | 33 | 1 | 1 | 10 |
| SoFi Stadium | 21 | 41 | 42 | 97.6 | 1-1 | 10-10 | 6-6 | 15-15 | 9-10 | 57 | 48 | 49 | 171 |
| State Farm Stadium | 3 | 8 | 8 | 100.0 | 0-0 | 3-3 | 0-0 | 3-3 | 2-2 | 59 | 4 | 4 | 13 |
| U.S. Bank Stadium | 1 | 0 | 1 | 0.0 | 0-0 | 0-0 | 0-0 | 0-0 | 0-1 | — | 4 | 4 | 4 |
| Totals | 45 | 91 | 97 | 93.8 | 1-1 | 23-23 | 24-24 | 27-28 | 16-21 | 59 | 92 | 95 | 365 |
| Artificial Surfaces | 30 | 61 | 63 | 96.8 | 1-1 | 14-14 | 16-16 | 19-19 | 11-13 | 57 | 66 | 68 | 249 |
| Grass Surfaces | 15 | 30 | 34 | 88.2 | 0-0 | 9-9 | 8-8 | 8-9 | 5-8 | 59 | 26 | 27 | 116 |

POSTSEASON KICKING BY VENUE

| Stadium* | GP | FGM | FGA | Pct. | 1-19 | 20-29 | 30-39 | 40-49 | 50+ | Lg | XPM | XPA | Pts |
|-------------------------------|----------|----------|----------|-------------|------------|------------|------------|------------|------------|-----------|----------|----------|-----------|
| TIAA Bank Field | 1 | 3 | 4 | 75.0 | 0-0 | 2-2 | 0-0 | 0-1 | 1-1 | 50 | 3 | 3 | 12 |
| Totals | 1 | 3 | 4 | 75.0 | 0-0 | 2-2 | 0-0 | 0-1 | 1-1 | 50 | 3 | 3 | 12 |
| Artificial Surfaces | 0 | 0 | 0 | — | 0-0 | 0-0 | 0-0 | 0-0 | 0-0 | — | 0 | 0 | 0 |
| Grass Surfaces | 1 | 3 | 4 | 75.0 | 0-0 | 2-2 | 0-0 | 0-1 | 1-1 | 50 | 3 | 3 | 12 |

*Current or most recent name of venue when operational

OTHER PLAYER NOTES

JOHNSTON HAULS IN SCORES

WR **Quentin Johnston** has been among the AFC's best scoring threats this season, scoring a career-high eight receiving touchdowns in 2024. His eight touchdown grabs rank tied for No. 7 among AFC players.

RECEIVING TOUCHDOWNS, AFC, 2024

| Rank | Season | Player | Receiving Touchdowns |
|------|----------|----------------------------|----------------------|
| 1. | Cin. | WR Ja'Marr Chase | 17 |
| 2. | Bal. | TE Mark Andrews | 11 |
| 3. | Cin. | WR Tee Higgins | 10 |
| | Jax. | WR Brian Thomas Jr. | 10 |
| 5. | Bal. | WR Rashod Bateman | 9 |
| | Ten. | WR Nick Westbrook-Ikhine | 9 |
| 7. | LAC | WR Quentin Johnston | 8 |
| | Den. | WR Courtland Sutton | 8 |
| | L.V./NYJ | WR Davante Adams | 8 |
| | Mia. | TE Jonnu Smith | 8 |
| 11. | LAC | WR Ladd McConkey | 7 |
| | — | Four Other Players | 7 |

POONA PICKS HIS FIRST PASS

In the fourth quarter of the Week 1 victory, DL **Poona Ford** hauled in a pass deflected by OLB **Khalil Mack** for his first career interception. Ford was the first defensive lineman in the NFL with a pick this season and was just the second defensive lineman to have a tackle for loss, interception and multiple pass breakups in a single game since tackles for loss began being tracked in 2008.

INTERIOR DEFENSIVE LINEMEN WITH TACKLE FOR LOSS, INTERCEPTION AND MULTIPLE PASSES DEFENSED, SINGLE GAME, NFL, SINCE 2008

| Game | Team | Player | TFL | INT | PD |
|------------------------|------|----------------------|-----|-----|----|
| Sept. 8, 2024 vs. L.V. | LAC | DL Poona Ford | 1 | 1 | 2 |
| Jan. 1, 2012 vs. NYJ | Mia. | DL Randy Starks | 1 | 2 | 2 |

Ford added three sacks on the year, making him the fourth Chargers interior defensive lineman in history to have multiple sacks and an interception in the same season.

INTERIOR DEFENSIVE LINEMEN WITH MULTIPLE SACKS AND AN INTERCEPTION, SINGLE SEASON, CHARGERS HISTORY

| Season | Player | Sacks | INTs |
|--------|-------------------------|-------|------|
| 2024 | DL Poona Ford | 3.0 | 1 |
| 2022 | DL Sebastian Joseph-Day | 2.0 | 1 |
| 2013 | DT Sean Lissemore | 2.0 | 1 |
| 1998 | DT Norman Hand | 6.0 | 2 |

TARHEEB PICKS OFF PASSES



In the Week 13 victory over Atlanta, CB **Tarheeb Still** broke up three passes and recorded two interceptions, including one he returned 61 yards for a touchdown. He was named **AFC Defensive Player of the Week** for his efforts, becoming just the fourth rookie since 2020 to have a game with multiple interceptions and a pick-six. A fifth-round selection in the 2024 NFL Draft, Still is just the third Day 3 draft pick to record multiple interceptions and a pick six in the same game as a rookie in over 20 seasons.

ROOKIES WITH MULTIPLE INTERCEPTIONS AND PICK SIX, DAY 3 DRAFT PICKS, SINGLE GAME, NFL, SINCE 2005

| Game | Tm. | Player | INTs | INT-TD |
|------------------------|------|-------------------------|------|--------|
| Dec. 1, 2024 at Atl. | LAC | CB Tarheeb Still | 2 | 1 |
| Dec. 25, 2022 vs. Den. | LAR | CB Cobie Durant | 2 | 1 |
| Oct. 29, 2006 at N.O. | Bal. | S Dawan Landry | 2 | 1 |

On the season, Still has four interceptions, 10 passes defended, the 61-yard pick six and a half-sack. He is the only NFL rookie this season to have a sack, four interceptions, a pick six and seven passes defended.

ROOKIES WITH THREE INTERCEPTIONS AND SEVEN PASSES DEFENSED, NFL, 2024

| Team | Player | INT-TD | Sacks | INTs | PDs |
|------|-------------------------|--------|-------|------|-----|
| LAC | CB Tarheeb Still | 1 | 0.5 | 4 | 10 |
| Hou. | S Calen Bullock | 0 | 0.0 | 5 | 10 |
| Hou. | CB Kamari Lassiter | 0 | 0.0 | 3 | 10 |

OTHER PLAYER NOTES

MATLOCK A TWO-WAY PLAYER

FB/DL Scott Matlock became the first Charger since 1982, when sacks became an official statistic, to record a reception and a sack in a single game as he recorded a nine-yard catch and a sack in Week 8 against New Orleans.

It marks the 18th time that the feat has been accomplished and Matlock is one of just 13 players with both a reception and a sack in a single game since sacks became an official statistic.

PLAYERS WITH A RECEPTION AND A SACK, SINGLE GAME, NFL, SINCE 1982

| Game | Team | Player | Rec. | Sacks |
|-------------------------------|------------|----------------------|----------|------------|
| Oct. 27, 2024 vs. N.O. | LAC | Scott Matlock | 1 | 1.0 |
| Dec. 22, 2019 vs. Cin. | Mia. | Christian Wilkins | 1 | 1.0 |
| Nov. 24, 2019 at Atl. | T.B. | Vita Vea | 1 | 1.0 |
| Dec. 6, 2015 at Ten. | Jax. | Tyson Alualu | 1 | 1.0 |
| Nov. 30, 2014 vs. Ten. | Hou. | J.J. Watt | 1 | 2.0 |
| Nov. 16, 2014 at Cle. | Hou. | J.J. Watt | 1 | 1.0 |
| Sept. 7, 2008 vs. Sea. | Buf. | Ryan Denney | 1 | 1.0 |
| Dec. 23, 2007 at Det. | K.C. | Jared Allen | 1 | 2.0 |
| Dec. 2, 2007 vs. S.D. | K.C. | Jared Allen | 1 | 2.0 |
| Oct. 28, 2007 vs. Was. | N.E. | Mike Vrabel | 1 | 3.0 |
| Dec. 26, 2005 at NYJ | N.E. | Mike Vrabel | 2 | 1.0 |
| Sept. 29, 2002 vs. Hou. | Phi. | Brian Dawkins | 1 | 1.0 |
| Oct. 30, 1995 at Min. | Chi. | Jim Flanigan | 1 | 1.0 |
| Sept. 11, 1995 vs. G.B. | Chi. | Jim Flanigan | 1 | 1.0 |
| Nov. 6, 1994 vs. N.E. | Cle. | James Jones | 1 | 1.0 |
| Dec. 20, 1992 vs. Hou.^ | Cle. | James Jones | 1 | 1.0 |
| Dec. 8, 1985 at StL † | N.O. | James Haynes | 1 | 1.0 |
| Sept. 19, 1982 at Mia. | Bal.* | Barry Krauss | 1 | 1.0 |

*Baltimore Colts

†St. Louis Cardinals

^Houston Oilers

McCONKEY AND VIDAL SCORE IN DEBUTS

In Week 1, **WR Ladd McConkey** made his NFL debut and led the team with five receptions for 39 yards (7.8 avg.), including a 10-yard touchdown catch in the fourth quarter to put the game away. He was the 10th Charger in history to haul in a touchdown pass in an NFL debut.

Four weeks later, **RB Kimani Vidal** made his NFL debut and hauled in a 38-yard touchdown on his first career reception. He became the 11th Charger ever to have a touchdown catch in a debut and the first Bolts running back since 1977 (Hank Bauer) to record a receiving touchdown on his first career reception.

CHARGERS WITH RECEIVING TOUCHDOWN IN NFL DEBUT, SINCE 1970

| Game | Player | Rec. | Rec. TD |
|-------------------------------|-------------------------|----------|----------|
| Oct. 13, 2024 at Den. | RB Kimani Vidal | 2 | 1 |
| Sept. 8, 2024 vs. L.V. | WR Ladd McConkey | 5 | 1 |
| Sept. 11, 2022 vs. L.V. | FB Zander Horvath | 2 | 1 |
| Oct. 4, 2020 at T.B. | WR Tyron Johnson | 1 | 1 |
| | TE Donald Parham Jr. | 1 | 1 |
| Sept. 8, 2002 at Cin. | TE Josh Norman | 1 | 1 |
| Aug. 31, 1997 at N.E. | TE Freddie Jones | 4 | 1 |
| Sept. 1, 1991 at Pit. | WR Shawn Jefferson | 3 | 1 |
| Sept. 7, 1981 vs. Cle. | RB James Brooks | 2 | 1 |
| Sept. 3, 1978 at Sea. | WR John Jefferson | 3 | 2 |
| Sept. 19, 1971 vs. K.C. | RB Mike Montgomery | 3 | 1 |

CAREER NUMBERS AGAINST TEXANS

97 JOEY BOSA OLB

REGULAR SEASON DEFENSE

| Date | Opp. | Res. | GP/GS | Tot | Solo | Asst | Sks | Yds | TFL | QBH | INT | Yds | Lg | TD | PD | FF | FR | Yds |
|---------------|---------|------------|------------|-----------|----------|----------|------------|----------|----------|----------|----------|----------|----------|----------|----------|----------|----------|----------|
| 11/27/16 | at Hou. | W | 1/1 | 7 | 4 | 3 | 0.5 | 3.5 | 2 | 2 | 0 | 0 | — | 0 | 0 | 0 | 0 | 0 |
| 9/22/19 | Hou. | L | 1/1 | 3 | 1 | 2 | 0.5 | 4.5 | 1 | 3 | 0 | 0 | — | 0 | 0 | 0 | 0 | 0 |
| Totals | | 1-1 | 2/2 | 10 | 5 | 5 | 1.0 | 8 | 3 | 5 | 0 | 0 | — | 0 | 0 | 0 | 0 | 0 |

9 DJ CHARK JR. WR

REGULAR SEASON RECEIVING

| Date | Opp. | Res. | GP/GS | Rec. | Yds | Avg. | Lg | TD |
|---------------|---------|------------|------------|-----------|------------|-------------|------------|----------|
| 10/21/18 | Hou. | L | 1/0 | 4 | 31 | 7.8 | 15 | 0 |
| 12/30/18 | at Hou. | L | 1/0 | 0 | 0 | — | — | 0 |
| 9/15/19 | at Hou. | L | 1/1 | 7 | 55 | 7.9 | 14 | 1 |
| 11/3/19 | Hou. | L | 1/1 | 4 | 32 | 8.0 | 16 | 0 |
| 10/11/20 | at Hou. | L | 1/1 | 3 | 16 | 5.3 | 11 | 0 |
| 11/8/20 | Hou. | L | 1/1 | 7 | 146 | 20.9 | 73t | 1 |
| 9/12/21 | at Hou. | L | 1/1 | 3 | 86 | 28.7 | 41t | 1 |
| 10/29/23 | Hou. | W | 1/1 | 2 | 23 | 11.5 | 20 | 0 |
| Totals | | 1-7 | 8/6 | 30 | 389 | 13.0 | 73t | 3 |

81 WILL DISSLY TE

REGULAR SEASON RECEIVING

| Date | Opp. | Res. | GP/GS | Rec. | Yds | Avg. | Lg | TD |
|---------------|---------|------------|------------|----------|-----------|-------------|-----------|----------|
| 12/12/21 | at Hou. | W | 1/1 | 2 | 38 | 19.0 | 25 | 0 |
| Totals | | 1-0 | 1/1 | 2 | 38 | 19.0 | 25 | 0 |

27 J.K. DOBBINS RB

REGULAR SEASON OFFENSE

| Date | Opp. | Res. | GP/GS | Att | Yds | Avg. | Lg | TD | Rec. | Yds | Avg. | Lg | TD | Scrim. Yds | Scrim. TD |
|---------------|---------|------------|------------|-----------|-----------|------------|-----------|----------|----------|-----------|------------|-----------|----------|------------|-----------|
| 9/20/20 | at Hou. | W | 1/0 | 2 | 48 | 24.0 | 44 | 0 | 1 | 13 | 13.0 | 13 | 0 | 61 | 0 |
| 9/10/23 | Hou. | W | 1/1 | 8 | 22 | 2.8 | 4t | 1 | 2 | 15 | 7.5 | 10 | 0 | 37 | 1 |
| Totals | | 2-0 | 2/1 | 10 | 70 | 7.0 | 44 | 1 | 3 | 28 | 9.3 | 13 | 0 | 98 | 1 |

48 BUD DUPREE OLB

REGULAR SEASON DEFENSE

| Date | Opp. | Res. | GP/GS | Tot | Solo | Asst | Sks | Yds | TFL | QBH | INT | Yds | Lg | TD | PD | FF | FR | Yds |
|---------------|---------|------------|------------|-----------|-----------|----------|------------|-----------|----------|----------|----------|----------|----------|----------|----------|----------|----------|----------|
| 12/25/17 | at Hou. | W | 1/1 | 6 | 5 | 1 | 0.0 | 0 | 0 | 0 | 0 | 0 | — | 0 | 0 | 0 | 1 | 0 |
| 9/27/20 | Hou. | W | 1/1 | 3 | 1 | 2 | 1.5 | 3 | 0 | 2 | 0 | 0 | — | 0 | 0 | 0 | 0 | 0 |
| 1/9/22 | at Hou. | W | 1/1 | 3 | 2 | 1 | 0.0 | 0 | 0 | 0 | 0 | 0 | — | 0 | 0 | 0 | 0 | 0 |
| 10/30/22 | at Hou. | W | 1/1 | 2 | 2 | 0 | 1.0 | 13 | 1 | 1 | 0 | 0 | — | 0 | 0 | 0 | 0 | 0 |
| 12/24/22 | Hou. | L | 1/1 | 0 | 0 | 0 | 0.0 | 0 | 0 | 1 | 0 | 0 | — | 0 | 0 | 0 | 0 | 0 |
| 10/8/23 | Hou. | L | 1/1 | 1 | 1 | 0 | 0.0 | 0 | 0 | 0 | 0 | 0 | — | 0 | 1 | 0 | 0 | 0 |
| Totals | | 5-1 | 6/6 | 15 | 11 | 4 | 2.5 | 16 | 1 | 4 | 0 | 0 | — | 0 | 1 | 0 | 1 | 0 |

4 GUS EDWARDS RB

REGULAR SEASON OFFENSE

| Date | Opp. | Res. | GP/GS | Att | Yds | Avg. | Lg | TD | Rec. | Yds | Avg. | Lg | TD | Scrim. Yds | Scrim. TD |
|---------------|---------|------------|------------|-----------|------------|------------|------------|----------|----------|----------|----------|----------|----------|------------|-----------|
| 11/17/19 | Hou. | W | 1/0 | 8 | 112 | 14.0 | 63t | 1 | 0 | 0 | — | — | 0 | 112 | 1 |
| 9/20/20 | at Hou. | W | 1/0 | 10 | 73 | 7.3 | 22 | 0 | 0 | 0 | — | — | 0 | 73 | 0 |
| 9/10/23 | Hou. | W | 1/0 | 8 | 32 | 4.0 | 13 | 0 | 0 | 0 | — | — | 0 | 32 | 0 |
| Totals | | 3-0 | 3/0 | 26 | 217 | 8.3 | 63t | 1 | 0 | 0 | — | — | 0 | 214 | 1 |

95 POONA FORD DL

REGULAR SEASON DEFENSE

| Date | Opp. | Res. | GP/GS | Tot | Solo | Asst | Sks | Yds | TFL | QBH | INT | Yds | Lg | TD | PD | FF | FR | Yds |
|---------------|---------|------------|------------|----------|----------|----------|----------|----------|----------|----------|----------|----------|----------|----------|----------|----------|----------|----------|
| 12/12/21 | at Hou. | W | 1/1 | 6 | 3 | 3 | 0 | — | 1 | 0 | 0 | 0 | — | 0 | 0 | 0 | 0 | 0 |
| Totals | | 1-0 | 1/1 | 6 | 3 | 3 | 0 | — | 1 | 0 | 0 | 0 | — | 0 | 0 | 0 | 0 | 0 |

56 MORGAN FOX DL

REGULAR SEASON DEFENSE

| Date | Opp. | Res. | GP/GS | Tot | Solo | Asst | Sks | Yds | TFL | QBH | INT | Yds | Lg | TD | PD | FF | FR | Yds |
|---------------|---------|------------|------------|----------|----------|----------|------------|-----------|----------|----------|----------|----------|----------|----------|----------|----------|----------|----------|
| 11/12/17 | Hou. | W | 1/0 | 1 | 1 | 0 | 0.0 | 0 | 0 | 0 | 0 | 0 | — | 0 | 0 | 0 | 0 | 0 |
| 09/23/21 | at Hou. | W | 1/1 | 3 | 2 | 1 | 0.5 | 0 | 0 | 1 | 0 | 0 | — | 0 | 0 | 0 | 0 | 0 |
| 10/2/22 | at Hou. | W | 1/0 | 1 | 1 | 0 | 1.0 | 10 | 1 | 2 | 0 | 0 | — | 0 | 0 | 0 | 0 | 0 |
| Totals | | 3-0 | 3/1 | 5 | 4 | 1 | 1.5 | 10 | 1 | 3 | 0 | 0 | — | 0 | 0 | 0 | 0 | 0 |

CAREER NUMBERS AGAINST TEXANS

7

KRISTIAN FULTON

CB

REGULAR SEASON DEFENSE

| Date | Opp. | Res. | GP/GS | Tot | Solo | Asst | Sk | Yds | TFL | QBH | INT | Yds | Lg | TD | PD | FF | FR | Yds |
|---------------|---------|------------|------------|-----------|----------|----------|------------|----------|----------|----------|----------|----------|----------|----------|----------|----------|----------|----------|
| 10/18/20 | Hou. | W (OT) | 1/1 | 3 | 3 | 0 | 0.0 | 0 | 0 | 0 | 0 | 0 | — | 0 | 0 | 0 | 0 | 0 |
| 1/3/21 | at Hou. | W | 1/0 | 1 | 1 | 0 | 0.0 | 0 | 0 | 0 | 0 | 0 | — | 0 | 0 | 0 | 0 | 0 |
| 11/21/21 | Hou. | L | 1/1 | 3 | 1 | 2 | 0.0 | 0 | 0 | 0 | 0 | 0 | — | 0 | 0 | 0 | 0 | 0 |
| 1/9/22 | at Hou. | W | 1/1 | 3 | 2 | 1 | 0.0 | 0 | 0 | 0 | 0 | 0 | — | 0 | 0 | 0 | 0 | 0 |
| 10/30/22 | at Hou. | W | 1/1 | 3 | 2 | 1 | 0.0 | 0 | 1 | 0 | 1 | 0 | 0 | 0 | 2 | 0 | 0 | 0 |
| Totals | | 4-1 | 5/4 | 13 | 9 | 4 | 0.0 | 0 | 1 | 0 | 1 | 0 | 0 | 0 | 2 | 0 | 0 | 0 |

32

ALOHI GILMAN

S

REGULAR SEASON DEFENSE

| Date | Opp. | Res. | GP/GS | Tot | Solo | Asst | Sk | Yds | TFL | QBH | INT | Yds | Lg | TD | PD | FF | FR | Yds |
|---------------|---------|------------|------------|----------|----------|----------|------------|----------|----------|----------|----------|----------|----------|----------|----------|----------|----------|----------|
| 12/26/21 | at Hou. | L | 1/1 | 6 | 6 | 0 | 0.0 | 0 | 0 | 0 | 0 | 0 | — | 0 | 0 | 0 | 0 | 0 |
| 10/2/22 | at Hou. | W | 1/0 | 1 | 0 | 1 | 0.0 | 0 | 0 | 0 | 0 | 0 | — | 0 | 0 | 0 | 0 | 0 |
| Totals | | 1-1 | 2/1 | 7 | 6 | 1 | 0.0 | 0 | 0 | 0 | 0 | 0 | — | 0 | 0 | 0 | 0 | 0 |

28

HASSAN HASKINS

RB

REGULAR SEASON OFFENSE

| Date | Opp. | Res. | GP/GS | Att | Yds | Avg. | Lg | TD | Rec. | Yds | Avg. | Lg | TD | Scrim. Yds | Scrim. TD |
|---------------|---------|------------|------------|----------|----------|----------|----------|----------|----------|-----------|------------|----------|----------|------------|-----------|
| 10/30/22 | at Hou. | W | 1/0 | 0 | 0 | — | — | 0 | 0 | 0 | — | — | 0 | 0 | 0 |
| 12/24/22 | Hou. | L | 1/0 | 0 | 0 | — | — | 0 | 2 | 17 | 8.5 | 9 | 0 | 17 | 0 |
| Totals | | 1-1 | 2/0 | 0 | 0 | — | — | 0 | 2 | 17 | 8.5 | 9 | 0 | 17 | 0 |

8

TAYLOR HEINICKE

QB

REGULAR SEASON PASSING

| Date | Opp. | Res. | GP/GS | Cmp | Att | Pct. | Yds | Y/A | TD | INT | Lg | Sacks | Yds Lost | Rating |
|---------------|---------|------------|------------|-----------|-----------|-------------|------------|-------------|----------|----------|-----------|----------|----------|-------------|
| 11/20/22 | at Hou. | W | 1/1 | 15 | 27 | 55.6 | 191 | 7.07 | 0 | 0 | 19 | 0 | 0 | 77.9 |
| Totals | | 1-0 | 1/1 | 15 | 27 | 55.6 | 191 | 7.07 | 0 | 0 | 19 | 0 | 0 | 77.9 |

REGULAR SEASON RUSHING

| Date | Opp. | Res. | GP/GS | Att | Yds | Avg. | Lg | TD |
|---------------|---------|------------|------------|----------|----------|------------|----------|----------|
| 11/20/22 | at Hou. | W | 1/1 | 3 | 2 | 0.7 | 4 | 0 |
| Totals | | 1-0 | 1/1 | 3 | 2 | 0.7 | 4 | 0 |

10

JUSTIN HERBERT

QB

REGULAR SEASON PASSING

| Date | Opp. | Res. | GP/GS | Cmp | Att | Pct. | Yds | Y/A | TD | INT | Lg | Sacks | Yds Lost | Rating |
|---------------|---------|------------|------------|-----------|-----------|-------------|------------|-------------|----------|----------|-----------|----------|-----------|--------------|
| 12/26/21 | at Hou. | L | 1/1 | 27 | 35 | 77.1 | 336 | 9.60 | 1 | 2 | 27 | 1 | 8 | 92.1 |
| 10/2/22 | at Hou. | W | 1/1 | 27 | 39 | 69.2 | 340 | 8.72 | 2 | 0 | 50 | 1 | 2 | 113.2 |
| Totals | | 1-1 | 2/2 | 54 | 74 | 73.0 | 676 | 9.14 | 3 | 2 | 50 | 2 | 10 | 103.2 |

REGULAR SEASON RUSHING

| Date | Opp. | Res. | GP/GS | Att | Yds | Avg. | Lg | TD |
|---------------|---------|------------|------------|----------|-----------|------------|----------|----------|
| 12/26/21 | at Hou. | L | 1/1 | 4 | 15 | 3.8 | 8 | 0 |
| 10/2/22 | at Hou. | W | 1/1 | 4 | -5 | -1.3 | -1 | 0 |
| Totals | | 1-1 | 2/2 | 8 | 10 | 1.3 | 8 | 0 |

81

HAYDEN HURST

TE

REGULAR SEASON RECEIVING

| Date | Opp. | Res. | GP/GS | Rec. | Yds | Avg. | Lg | TD |
|---------------|------|------------|------------|----------|-----------|------------|-----------|----------|
| 11/17/19 | Hou. | W | 1/0 | 2 | 16 | 8.0 | 12 | 0 |
| 10/29/23 | Hou. | W | 1/1 | 0 | 0 | — | — | 0 |
| Totals | | 2-0 | 2/1 | 2 | 16 | 8.0 | 12 | 0 |

5

JOSHUA PALMER

WR

REGULAR SEASON RECEIVING

| Date | Opp. | Res. | GP/GS | Rec. | Yds | Avg. | Lg | TD |
|---------------|---------|------------|------------|----------|-----------|-------------|-----------|----------|
| 12/26/21 | at Hou. | L | 1/1 | 5 | 43 | 8.6 | 12 | 1 |
| 10/2/22 | at Hou. | W | 1/1 | 1 | 25 | 25.0 | 25 | 0 |
| Totals | | 1-1 | 2/2 | 6 | 68 | 11.3 | 25 | 1 |

3

DERWIN JAMES JR.

S

REGULAR SEASON DEFENSE

| Date | Opp. | Res. | GP/GS | Tot | Solo | Asst | Sk | Yds | TFL | QBH | INT | Yds | Lg | TD | PD | FF | FR | Yds |
|---------------|---------|------------|------------|----------|----------|----------|------------|----------|----------|----------|----------|----------|----------|----------|----------|----------|----------|----------|
| 10/2/22 | at Hou. | W | 1/1 | 7 | 3 | 4 | 0.0 | 0 | 0 | 0 | 0 | 0 | — | 0 | 2 | 0 | 0 | 0 |
| Totals | | 1-0 | 1/1 | 7 | 3 | 4 | 0.0 | 0 | 0 | 0 | 0 | 0 | — | 0 | 2 | 0 | 0 | 0 |

CAREER NUMBERS AGAINST TEXANS

23 TONY JEFFERSON S

REGULAR SEASON DEFENSE

| Date | Opp. | Res. | GP/GS | Tot | Solo | Asst | Sks | Yds | TFL | QBH | INT | Yds | Lg | TD | PD | FF | FR | Yds |
|---------------|------|------------|------------|----------|----------|----------|------------|----------|----------|----------|----------|-----------|-----------|----------|----------|----------|----------|----------|
| 11/10/13 | Hou. | W | 1/0 | 0 | 0 | 0 | 0.0 | 0 | 0 | 0 | 0 | 0 | — | 0 | 0 | 0 | 0 | 0 |
| 11/27/17 | Hou. | W | 1/1 | 3 | 2 | 1 | 0.0 | 0 | 1 | 0 | 1 | 13 | 13 | 0 | 1 | 0 | 0 | 0 |
| Totals | | 2-0 | 2/1 | 3 | 2 | 1 | 0.0 | 0 | 1 | 0 | 1 | 13 | 13 | 0 | 1 | 0 | 0 | 0 |

33 DEANE LEONARD DB

REGULAR SEASON DEFENSE

| Date | Opp. | Res. | GP/GS | Tot | Solo | Asst | Sks | Yds | TFL | QBH | INT | Yds | Lg | TD | PD | FF | FR | Yds |
|---------------|---------|------------|------------|----------|----------|----------|------------|----------|----------|----------|----------|----------|----------|----------|----------|----------|----------|----------|
| 10/2/22 | at Hou. | W | 1/0 | 0 | 0 | 0 | 0.0 | 0 | 0 | 0 | 0 | 0 | — | 0 | 0 | 0 | 0 | 0 |
| Totals | | 1-0 | 1/0 | 0 | 0 | 0 | 0.0 | 0 | 0 | 0 | 0 | 0 | — | 0 | 0 | 0 | 0 | 0 |

52 KHALIL MACK OLB

REGULAR SEASON DEFENSE

| Date | Opp. | Res. | GP/GS | Tot | Solo | Asst | Sks | Yds | TFL | QBH | INT | Yds | Lg | TD | PD | FF | FR | Yds |
|---------------|---------|------------|------------|-----------|-----------|----------|------------|-----------|----------|----------|----------|----------|----------|----------|----------|----------|----------|----------|
| 09/15/14 | Hou. | L | 1/1 | 6 | 6 | 0 | 0.0 | 0 | 1 | 1 | 0 | 0 | — | 0 | 1 | 0 | 0 | 0 |
| 11/21/16 | Hou. | W | 1/1 | 3 | 3 | 0 | 1.0 | 9 | 1 | 2 | 0 | 0 | — | 0 | 0 | 0 | 0 | 0 |
| 12/13/20 | Hou. | W | 1/1 | 2 | 1 | 1 | 1.0 | 9 | 1 | 1 | 0 | 0 | — | 0 | 1 | 1 | 1 | 0 |
| 10/2/24 | at Hou. | W | 1/1 | 2 | 1 | 1 | 1.0 | 8 | 1 | 2 | 0 | 0 | — | 0 | 0 | 0 | 0 | 0 |
| Totals | | 3-1 | 4/4 | 13 | 11 | 2 | 3.0 | 26 | 4 | 6 | 0 | 0 | — | 0 | 2 | 1 | 1 | 0 |

POSTSEASON DEFENSE

| Date | Opp. | Res. | GP/GS | Tot | Solo | Asst | Sks | Yds | TFL | QBH | INT | Yds | Lg | TD | PD | FF | FR | Yds |
|---------------|---------|------------|------------|-----------|----------|----------|------------|----------|----------|----------|----------|----------|----------|----------|----------|----------|----------|----------|
| 01/07/17 | at Hou. | L | 1/1 | 11 | 8 | 3 | 0.0 | 0 | 2 | 0 | 0 | 0 | — | 0 | 0 | 0 | 0 | 0 |
| Totals | | 0-1 | 1/1 | 11 | 8 | 3 | 0.0 | 0 | 2 | 0 | 0 | 0 | — | 0 | 0 | 0 | 0 | 0 |

31 NICK NIEMANN LB

REGULAR SEASON DEFENSE

| Date | Opp. | Res. | GP/GS | Tot | Solo | Asst | Sks | Yds | TFL | QBH | INT | Yds | Lg | TD | PD | FF | FR | Yds |
|---------------|---------|------------|------------|----------|----------|----------|------------|----------|----------|----------|----------|----------|----------|----------|----------|----------|----------|----------|
| 12/26/21 | at Hou. | L | 1/0 | 0 | 0 | 0 | 0.0 | 0 | 0 | 0 | 0 | 0 | — | 0 | 0 | 0 | 0 | 0 |
| 10/2/22 | at Hou. | W | 1/0 | 0 | 0 | 0 | 0.0 | 0 | 0 | 0 | 0 | 0 | — | 0 | 0 | 0 | 0 | 0 |
| Totals | | 1-1 | 2/0 | 0 | 0 | 0 | 0.0 | 0 | 0 | 0 | 0 | 0 | — | 0 | 0 | 0 | 0 | 0 |

6 DENZEL PERRYMAN LB

REGULAR SEASON DEFENSE

| Date | Opp. | Res. | GP/GS | Tot | Solo | Asst | Sks | Yds | TFL | QBH | INT | Yds | Lg | TD | PD | FF | FR | Yds |
|---------------|---------|------------|------------|-----------|-----------|----------|------------|----------|----------|----------|----------|----------|----------|----------|----------|----------|----------|----------|
| 11/27/16 | at Hou. | W | 1/1 | 10 | 6 | 4 | 0.0 | 0 | 0 | 0 | 0 | 0 | — | 0 | 0 | 0 | 0 | 0 |
| 9/22/19 | Hou. | L | 1/1 | 6 | 3 | 3 | 0.0 | 0 | 0 | 0 | 0 | 0 | — | 0 | 0 | 0 | 0 | 0 |
| 10/23/22 | Hou. | W | 1/1 | 6 | 5 | 1 | 0.0 | 0 | 2 | 0 | 0 | 0 | — | 0 | 0 | 0 | 0 | 0 |
| Totals | | 2-1 | 3/3 | 22 | 14 | 8 | 0.0 | 0 | 2 | 0 | 0 | 0 | — | 0 | 0 | 0 | 0 | 0 |

58 SHAQUILLE QUARTERMAN LB

REGULAR SEASON DEFENSE

| Date | Opp. | Res. | GP/GS | Tot | Solo | Asst | Sks | Yds | TFL | QBH | INT | Yds | Lg | TD | PD | FF | FR | Yds |
|---------------|---------|------------|------------|----------|----------|----------|------------|----------|----------|----------|----------|----------|----------|----------|----------|----------|----------|----------|
| 10/11/20 | at Hou. | L | 1/0 | 0 | 0 | 0 | 0.0 | 0 | 0 | 0 | 0 | 0 | — | 0 | 0 | 0 | 0 | 0 |
| 9/12/21 | at Hou. | L | 1/0 | 2 | 0 | 2 | 0.0 | 0 | 0 | 0 | 0 | 0 | — | 0 | 0 | 0 | 0 | 0 |
| 12/19/21 | Hou. | L | 1/0 | 0 | 0 | 0 | 0.0 | 0 | 0 | 0 | 0 | 0 | — | 0 | 0 | 0 | 0 | 0 |
| 10/9/22 | Hou. | L | 1/0 | 0 | 0 | 0 | 0.0 | 0 | 0 | 0 | 0 | 0 | — | 0 | 0 | 0 | 0 | 0 |
| 1/1/23 | at Hou. | W | 1/0 | 3 | 2 | 1 | 0.0 | 0 | 0 | 0 | 0 | 0 | — | 0 | 0 | 0 | 0 | 0 |
| 9/24/23 | Hou. | L | 1/0 | 0 | 0 | 0 | 0.0 | 0 | 0 | 0 | 0 | 0 | — | 0 | 0 | 0 | 0 | 0 |
| 11/26/23 | at Hou. | W | 1/0 | 0 | 0 | 0 | 0.0 | 0 | 0 | 0 | 0 | 0 | — | 0 | 0 | 0 | 0 | 0 |
| Totals | | 2-5 | 7/0 | 5 | 2 | 3 | 0.0 | 0 | 0 | 0 | 0 | 0 | — | 0 | 0 | 0 | 0 | 0 |

16 JK SCOTT P

REGULAR SEASON PUNTING

| Date | Opp. | Res. | GP | Punt | Blk | Yds. | Avg. | Lg | TB | I20 |
|---------------|---------|------------|----------|----------|----------|------------|-------------|-----------|----------|----------|
| 10/25/20 | at Hou. | W | 1 | 4 | 1 | 207 | 51.8 | 62 | 0 | 1 |
| 10/2/22 | at Hou. | W | 1 | 4 | 0 | 185 | 46.3 | 53 | 0 | 3 |
| Totals | | 2-0 | 2 | 8 | 1 | 392 | 49.0 | 62 | 0 | 4 |

CAREER NUMBERS AGAINST TEXANS

90

TEAIR TART

DL

REGULAR SEASON DEFENSE

| Date | Opp. | Res. | GP/GS | Tot | Solo | Asst | Sks | Yds | TFL | QBH | INT | Yds | Lg | TD | PD | FF | FR | Yds |
|---------------|---------|------|------------|------------|-----------|----------|----------|------------|----------|----------|----------|----------|----------|----------|----------|----------|----------|----------|
| 11/21/21 | Hou. | L | 1/1 | 3 | 3 | 0 | 0.0 | 0 | 1 | 0 | 0 | 0 | — | 0 | 0 | 0 | 0 | 0 |
| 10/30/22 | at Hou. | W | 1/1 | 4 | 3 | 1 | 0.0 | 0 | 1 | 1 | 0 | 0 | — | 0 | 0 | 0 | 0 | 0 |
| 12/24/22 | Hou. | L | 1/1 | 4 | 2 | 2 | 0.0 | 0 | 1 | 0 | 0 | 0 | — | 0 | 1 | 0 | 0 | 0 |
| Totals | | | 1/2 | 3/3 | 11 | 8 | 3 | 0.0 | 0 | 3 | 1 | 0 | — | 0 | 1 | 0 | 0 | 0 |

36

JA'SIR TAYLOR

DB

REGULAR SEASON DEFENSE

| Date | Opp. | Res. | GP/GS | Tot | Solo | Asst | Sks | Yds | TFL | QBH | INT | Yds | Lg | TD | PD | FF | FR | Yds |
|---------------|---------|------|------------|----------|----------|----------|------------|----------|----------|----------|----------|----------|----------|----------|----------|----------|----------|----------|
| 10/2/22 | at Hou. | W | 1/0 | 0 | 0 | 0 | 0.0 | 0 | 0 | 0 | 0 | 0 | — | 0 | 0 | 0 | 0 | 0 |
| Totals | | | 1/0 | 0 | 0 | 0 | 0.0 | 0 | 0 | 0 | 0 | 0 | — | 0 | 0 | 0 | 0 | 0 |

2024 LOS ANGELES CHARGERS OFFENSIVE STATISTICS

Los Angeles Chargers / Week 18 / Through Sunday, January 5, 2025 / Regular Season

Won 11, Lost 6

| Date | Day | Score | Opponent |
|------------|-----|---------|-------------------------|
| 9/8/2024 | W | 22 - 10 | Las Vegas Raiders |
| 9/15/2024 | W | 26 - 3 | at Carolina Panthers |
| 9/22/2024 | L | 10 - 20 | at Pittsburgh Steelers |
| 9/29/2024 | L | 10 - 17 | Kansas City Chiefs |
| 10/13/2024 | W | 23 - 16 | at Denver Broncos |
| 10/21/2024 | L | 15 - 17 | at Arizona Cardinals |
| 10/27/2024 | W | 26 - 8 | New Orleans Saints |
| 11/3/2024 | W | 27 - 10 | at Cleveland Browns |
| 11/10/2024 | W | 27 - 17 | Tennessee Titans |
| 11/17/2024 | W | 34 - 27 | Cincinnati Bengals |
| 11/25/2024 | L | 23 - 30 | Baltimore Ravens |
| 12/1/2024 | W | 17 - 13 | at Atlanta Falcons |
| 12/8/2024 | L | 17 - 19 | at Kansas City Chiefs |
| 12/15/2024 | L | 17 - 40 | Tampa Bay Buccaneers |
| 12/19/2024 | W | 34 - 27 | Denver Broncos |
| 12/28/2024 | W | 40 - 7 | at New England Patriots |
| 1/5/2025 | W | 34 - 20 | at Las Vegas Raiders |

| | Chargers | Opponent |
|--------------------------|----------------|----------------|
| Total First Downs | 316 | 311 |
| Rushing | 110 | 108 |
| Passing | 176 | 170 |
| Penalty | 30 | 33 |
| 3rd Down: Made/Att | 89/221 | 80/224 |
| 3rd Down Pct. | 40.3% | 35.7% |
| 4th Down: Made/Att | 10/16 | 18/29 |
| 4th Down Pct. | 62.5% | 62.1% |
| Possession Avg. | 30:40 | 29:20 |
| Total Net Yards | 5511 | 5514 |
| Avg. Per Game | 324.2 | 324.4 |
| Total Plays | 1017 | 1037 |
| Avg. Per Play | 5.4 | 5.3 |
| Net Yards Rushing | 1882 | 1997 |
| Avg. Per Game | 110.7 | 117.5 |
| Total Rushes | 463 | 426 |
| Net Yards Passing | 3629 | 3517 |
| Avg. Per Game | 213.5 | 206.9 |
| Sacked/Yards Lost | 44/272 | 46/245 |
| Gross Yards | 3901 | 3762 |
| Attempts/Completions | 510/336 | 565/367 |
| Completion Pct. | 65.9% | 65.0% |
| Had Intercepted | 3 | 15 |
| Punts/Average | 72/46.7 | 73/49.9 |
| Net Punting Avg. | 41.9 | 45.2 |
| Penalties/Yards | 96/718 | 101/869 |
| Fumbles/Ball Lost | 20/6 | 11/6 |
| Touchdowns | 41 | 31 |
| Rushing | 17 | 7 |
| Passing | 23 | 24 |
| Returns | 1 | 0 |

| Score By Periods | | Q1 | Q2 | Q3 | Q4 | OT | Pts | | |
|------------------|--|-----------|-----------|-----------|----------|--------------|--------------|----------|------------|
| Team | | 87 | 140 | 73 | 102 | 0 | 402 | | |
| Opponents | | 46 | 88 | 61 | 106 | 0 | 301 | | |
| Scoring | | TD | Ru | Pa | Rt | PAT | FG | 2Pt | Pts |
| C.Dicker | | 0 | 0 | 0 | 0 | 33/36 | 39/42 | 0 | 150 |
| J.Dobbins | | 9 | 9 | 0 | 0 | 0/0 | 0/0 | 0 | 54 |
| Q.Johnston | | 8 | 0 | 8 | 0 | 0/0 | 0/0 | 0 | 48 |
| L.McConkey | | 7 | 0 | 7 | 0 | 0/0 | 0/0 | 1 | 44 |
| G.Edwards | | 4 | 4 | 0 | 0 | 0/0 | 0/0 | 0 | 24 |
| H.Haskins | | 3 | 2 | 1 | 0 | 0/0 | 0/0 | 0 | 18 |
| D.Davis | | 2 | 0 | 2 | 0 | 0/0 | 0/0 | 0 | 12 |
| W.Dissly | | 2 | 0 | 2 | 0 | 0/0 | 0/0 | 0 | 12 |
| J.Herbert | | 2 | 2 | 0 | 0 | 0/0 | 0/0 | 0 | 12 |
| J.Palmer | | 1 | 0 | 1 | 0 | 0/0 | 0/0 | 2 | 10 |
| D.Chark | | 1 | 0 | 1 | 0 | 0/0 | 0/0 | 0 | 6 |
| T.Still | | 1 | 0 | 0 | 1 | 0/0 | 0/0 | 0 | 6 |
| K.Vidal | | 1 | 0 | 1 | 0 | 0/0 | 0/0 | 0 | 6 |
| Team | | 41 | 17 | 23 | 1 | 33/36 | 39/42 | 3 | 402 |
| Opponents | | 31 | 7 | 24 | 0 | 29/29 | 28/37 | 0 | 301 |

2-Pt. Conversions: Team 3/5, Opponents: 0/2
 Sacks: T.Tuipulotu 8.5, K.Mack 6.0, B.Dupree 6.0, D.James 5.5, J.Bosa 5.0, M.Fox 3.5, P.Ford 3.0, T.Dye 1.5, T.Tart 1.0, D.Perryman 1.0, S.Matlock 1.0, D.Henley 1.0, A.Gilman 1.0, T.Still 0.5, C.Hart 0.5 **Team: 45.0, Opponents: 44.0**

| Rushing | No. | Yds | Avg | Long | TD |
|------------------|------------|-------------|------------|-----------|-----------|
| J.Dobbins | 195 | 905 | 4.6 | 61 | 9 |
| G.Edwards | 101 | 365 | 3.6 | 43 | 4 |
| J.Herbert | 69 | 306 | 4.4 | 41 | 2 |
| K.Vidal | 43 | 155 | 3.6 | 19 | 0 |
| H.Haskins | 34 | 89 | 2.6 | 12 | 2 |
| D.Davis | 12 | 39 | 3.3 | 10 | 0 |
| T.Heinicke | 2 | 20 | 10.0 | 12 | 0 |
| Q.Johnston | 3 | 6 | 2.0 | 4 | 0 |
| J.Scott | 1 | 0 | 0.0 | 0 | 0 |
| J.Reagor | 3 | -3 | -1.0 | 1 | 0 |
| Team | 463 | 1882 | 4.1 | 61 | 17 |
| Opponents | 426 | 1997 | 4.7 | 54 | 7 |

| Receiving | No. | Yds | Avg | Long | TD |
|------------------|------------|-------------|-------------|------------|-----------|
| L.McConkey | 82 | 1149 | 14.0 | 60t | 7 |
| Q.Johnston | 55 | 711 | 12.9 | 66t | 8 |
| W.Dissly | 50 | 481 | 9.6 | 29t | 2 |
| J.Palmer | 39 | 584 | 15.0 | 45 | 1 |
| J.Dobbins | 32 | 153 | 4.8 | 15 | 0 |
| S.Smartt | 16 | 208 | 13.0 | 31 | 0 |
| D.Davis | 13 | 112 | 8.6 | 23t | 2 |
| H.Hurst | 8 | 73 | 9.1 | 27 | 0 |
| J.Reagor | 7 | 100 | 14.3 | 41 | 0 |
| T.Fisk | 7 | 39 | 5.6 | 10 | 0 |
| S.Fehoko | 6 | 106 | 17.7 | 30 | 0 |
| K.Vidal | 5 | 62 | 12.4 | 38t | 1 |
| D.Chark | 4 | 31 | 7.8 | 12 | 1 |
| S.Matlock | 4 | 28 | 7.0 | 10 | 0 |
| H.Haskins | 3 | 49 | 16.3 | 34t | 1 |
| G.Edwards | 3 | 6 | 2.0 | 3 | 0 |
| E.Tomlinson | 2 | 9 | 4.5 | 7 | 0 |
| Team | 336 | 3901 | 11.6 | 66t | 23 |
| Opponents | 367 | 3762 | 10.3 | 60 | 24 |

| Interceptions | No. | Yds | Avg | Long | TD |
|------------------|-----------|------------|-------------|------------|----------|
| T.Still | 4 | 85 | 21.3 | 61t | 1 |
| E.Molden | 3 | 28 | 9.3 | 25 | 0 |
| K.Fulton | 1 | 29 | 29.0 | 29 | 0 |
| A.Gilman | 1 | 18 | 18.0 | 18 | 0 |
| D.Henley | 1 | 4 | 4.0 | 4 | 0 |
| T.Tart | 1 | 4 | 4.0 | 4 | 0 |
| P.Ford | 1 | 3 | 3.0 | 3 | 0 |
| D.James | 1 | 2 | 2.0 | 2 | 0 |
| B.Dupree | 1 | 0 | 0.0 | 0 | 0 |
| M.Maye | 1 | 0 | 0.0 | 0 | 0 |
| Team | 15 | 173 | 11.5 | 61t | 1 |
| Opponents | 3 | 17 | 5.7 | 17 | 0 |

| Punting | No | Yds | Avg | Net | TB | In | Lg | B |
|------------------|-----------|-------------|-------------|-------------|----------|-----------|-----------|----------|
| J.Scott | 72 | 3362 | 46.7 | 41.9 | 4 | 28 | 67 | 0 |
| Team | 72 | 3362 | 46.7 | 41.9 | 4 | 28 | 67 | 0 |
| Opponents | 73 | 3642 | 49.9 | 45.2 | 4 | 40 | 64 | 0 |

| Punt Returns | Ret | FC | Yds | Avg | Long | TD |
|------------------|-----------|-----------|------------|-------------|-----------|----------|
| D.Davis | 19 | 22 | 235 | 12.4 | 53 | 0 |
| L.McConkey | 3 | 8 | 28 | 9.3 | 12 | 0 |
| J.Reagor | 0 | 1 | 0 | 0.0 | 0 | 0 |
| Team | 22 | 31 | 263 | 12.0 | 53 | 0 |
| Opponents | 28 | 24 | 268 | 9.6 | 21 | 0 |

| Kickoff Returns | No. | Yds | Avg | Long | TD |
|------------------|-----------|------------|-------------|-----------|----------|
| D.Davis | 19 | 524 | 27.6 | 56 | 0 |
| H.Haskins | 1 | 35 | 35.0 | 35 | 0 |
| J.Reagor | 1 | 22 | 22.0 | 22 | 0 |
| Team | 21 | 581 | 27.7 | 56 | 0 |
| Opponents | 26 | 743 | 28.6 | 41 | 0 |

| Field Goals | 1-19 | 20-29 | 30-39 | 40-49 | 50+ |
|------------------|------------|------------|--------------|--------------|-------------|
| C.Dicker | 1/1 | 9/9 | 9/9 | 11/12 | 9/11 |
| Team | 1/1 | 9/9 | 9/9 | 11/12 | 9/11 |
| Opponents | 0/0 | 5/5 | 10/11 | 11/15 | 2/6 |

Fumbles Lost: J.Herbert 2, J.Reagor 1, S.Smartt 1, H.Haskins 1, T.Tart 1 **Total: 6**
 Opponent Fumble Recoveries: E.Molden 2, J.Taylor 1, K.Mack 1, D.James 1, T.Tart 1 **Total: 6**

| Passing | Att | Cmp | Yds | Cmp% | Yds/Att | TD | TD% | Int | Int% | Long | Sack | Lost | Rating |
|------------------|------------|------------|-------------|--------------|------------|-----------|-------------|-----------|-------------|------------|------------|------------|--------------|
| J.Herbert | 504 | 332 | 3870 | 65.9% | 7.7 | 23 | 4.6% | 3 | 0.6% | 66t | 41/ | 244 | 101.7 |
| T.Heinicke | 5 | 3 | 28 | 60.0% | 5.6 | 0 | 0.0% | 0 | 0.0% | 18 | 3/ | 28 | 75.4 |
| J.Scott | 1 | 1 | 3 | 100.0% | 3.0 | 0 | 0.0% | 0 | 0.0% | 3 | 0/ | 0 | 79.2 |
| Team | 510 | 336 | 3901 | 65.9% | 7.6 | 23 | 4.5% | 3 | 0.6% | 66t | 44/ | 272 | 101.4 |
| Opponents | 565 | 367 | 3762 | 65.0% | 6.7 | 24 | 4.2% | 15 | 2.7% | 60 | 46/ | 245 | 87.1 |

2024 LOS ANGELES CHARGERS DEFENSIVE STATISTICS

Official Press Box Totals — Confirmed by league review.

| Player | — Tackles — | | | | | TFLs | QB Hits | Interceptions | Passes Def. | — Fumbles — | |
|----------------------------|--------------|------------|------------|-------------|--------------|-----------|-----------|---------------|-------------|-------------|------------|
| | Total | Solo | Asst. | Sacks | Yards | | | | | Forced | Recoveries |
| Daiyan Henley | 142 | 82 | 60 | 1.0 | 1 | 7 | 3 | 1 | 8 | 0 | 0 |
| Derwin James Jr. | 93 | 60 | 33 | 5.5 | 35 | 10 | 6 | 1 | 7 | 0 | 1 |
| Elijah Molden | 72 | 40 | 32 | 0.0 | 0 | 2 | 0 | 3 | 7 | 0 | 2 |
| Tarheeb Still | 62 | 45 | 17 | 0.5 | 4.5 | 1 | 1 | 4 | 10 | 0 | 0 |
| Denzel Perryman | 55 | 39 | 16 | 1.0 | 7 | 2 | 3 | 0 | 0 | 0 | 0 |
| Troy Dye | 52 | 31 | 21 | 1.5 | 9.5 | 2 | 2 | 0 | 0 | 0 | 0 |
| Kristian Fulton | 51 | 39 | 12 | 0.0 | 0 | 3 | 0 | 1 | 7 | 0 | 0 |
| Alohi Gilman | 50 | 34 | 16 | 1.0 | 0 | 1 | 0 | 1 | 4 | 0 | 0 |
| Poona Ford | 39 | 24 | 15 | 3.0 | 19 | 8 | 9 | 1 | 5 | 0 | 0 |
| Khalil Mack | 39 | 20 | 19 | 6.0 | 40 | 6 | 15 | 0 | 9 | 2 | 1 |
| Tuli Tuipulotu | 38 | 22 | 16 | 8.5 | 20.5 | 11 | 17 | 0 | 2 | 1 | 0 |
| Otito Ogbornia | 37 | 14 | 23 | 0.0 | 0 | 0 | 3 | 0 | 0 | 0 | 0 |
| Cam Hart | 36 | 27 | 9 | 0.5 | 0.5 | 0 | 2 | 0 | 7 | 1 | 0 |
| Tear Tart | 29 | 15 | 14 | 1.0 | 11 | 5 | 5 | 1 | 2 | 1 | 1 |
| Bud Dupree | 28 | 18 | 10 | 6.0 | 30 | 6 | 10 | 1 | 2 | 1 | 0 |
| Junior Colson | 28 | 15 | 13 | 0.0 | 0 | 0 | 1 | 0 | 1 | 0 | 0 |
| Morgan Fox | 27 | 19 | 8 | 3.5 | 27 | 4 | 6 | 0 | 1 | 0 | 0 |
| Tony Jefferson | 27 | 17 | 10 | 0.0 | 0 | 1 | 0 | 0 | 0 | 0 | 0 |
| Joey Bosa | 22 | 17 | 5 | 5.0 | 24 | 5 | 13 | 0 | 0 | 2 | 0 |
| Ja'Sir Taylor | 21 | 12 | 9 | 0.0 | 0 | 1 | 1 | 0 | 5 | 0 | 1 |
| Asante Samuel Jr. | 13 | 11 | 2 | 0.0 | 0 | 0 | 0 | 0 | 2 | 0 | 0 |
| Nick Niemann | 10 | 5 | 5 | 0.0 | 0 | 0 | 0 | 0 | 1 | 0 | 0 |
| Marcus Maye | 10 | 4 | 6 | 0.0 | 0 | 0 | 0 | 1 | 2 | 0 | 0 |
| Scott Matlock | 7 | 2 | 5 | 1.0 | 6 | 1 | 1 | 0 | 1 | 0 | 0 |
| A.J. Finley | 6 | 4 | 2 | 0.0 | 0 | 0 | 0 | 0 | 0 | 0 | 0 |
| Deane Leonard | 4 | 3 | 1 | 0.0 | 0 | 1 | 0 | 0 | 3 | 0 | 0 |
| Eli Apple | 2 | 2 | 0 | 0.0 | 0 | 0 | 0 | 0 | 1 | 0 | 0 |
| Justin Eboigbe | 2 | 1 | 1 | 0.0 | 0 | 0 | 0 | 0 | 0 | 0 | 0 |
| Kendall Williamson | 1 | 1 | 0 | 0.0 | 0 | 0 | 0 | 0 | 0 | 0 | 0 |
| Caleb Murphy | 1 | 1 | 0 | 0.0 | 0 | 0 | 0 | 0 | 0 | 0 | 0 |
| Totals | 1,004 | 380 | 624 | 45.0 | 235 | 77 | 98 | 15 | 87 | 8 | 6 |
| <i>Defensive Backs</i> | <i>448</i> | <i>299</i> | <i>149</i> | <i>7.5</i> | <i>40</i> | <i>20</i> | <i>10</i> | <i>11</i> | <i>55</i> | <i>1</i> | <i>4</i> |
| <i>Linebackers</i> | <i>288</i> | <i>173</i> | <i>115</i> | <i>3.5</i> | <i>17.5</i> | <i>11</i> | <i>9</i> | <i>1</i> | <i>10</i> | <i>0</i> | <i>0</i> |
| <i>Outside Linebackers</i> | <i>127</i> | <i>77</i> | <i>50</i> | <i>25.5</i> | <i>114.5</i> | <i>28</i> | <i>55</i> | <i>1</i> | <i>13</i> | <i>6</i> | <i>1</i> |
| <i>Defensive Line</i> | <i>141</i> | <i>75</i> | <i>66</i> | <i>8.5</i> | <i>63</i> | <i>18</i> | <i>24</i> | <i>2</i> | <i>9</i> | <i>1</i> | <i>1</i> |

SPECIAL TEAMS TACKLES

| Player | Total Tackles |
|----------------------|---------------|
| Nick Niemann | 11 |
| Hassan Haskins | 6 |
| Shaquille Quarterman | 6 |
| Troy Dye | 5 |
| Daiyan Henley | 5 |
| A.J. Finley | 4 |
| Deane Leonard | 4 |
| Tuli Tuipulotu | 4 |
| Dicaprio Bootle | 3 |
| Elijah Molden | 3 |
| Stone Smartt | 3 |
| Cameron Dicker | 2 |
| Simi Fehoko | 2 |
| Marcus Maye | 2 |
| Kendall Williamson | 2 |
| Junior Colson | 1 |
| Tucker Fisk | 1 |
| Josh Harris | 1 |
| Cam Hart | 1 |
| Caleb Murphy | 1 |
| Ja'Sir Taylor | 1 |
| Totals | 68 |

2024 GAME SUMMARIES

WEEK 1 vs. LAS VEGAS



**RAIDERS 10
CHARGERS 22**

Sunday, Sept. 8, 2024
SoFi Stadium — Inglewood, Calif.



GAME STATISTICS

| TEAM | 1 | 2 | 3 | 4 | OT | F |
|---------------|---|---|---|----|----|----|
| Las Vegas | 7 | 0 | 0 | 3 | — | 10 |
| L.A. Chargers | 3 | 3 | 3 | 13 | — | 22 |

SCORING SUMMARY

| Team | Q | Time | Play |
|----------|---|-------|--|
| Chargers | 1 | 4:22 | C.Dicker 53 yd. Field Goal |
| Raiders | 1 | 0:45 | A.Mattison 31 yd. pass from G.Minshew (D.Carlson kick) |
| Chargers | 2 | 0:26 | C.Dicker 25 yd. Field Goal |
| Chargers | 3 | 9:08 | C.Dicker 24 yd. Field Goal |
| Chargers | 4 | 14:55 | J.Dobbins 12 yd. run (C.Dicker kick) |
| Raiders | 4 | 10:30 | D.Carlson 32 yd. Field Goal |
| Chargers | 4 | 3:40 | L.McConkey 10 yd. pass from J.Herbert (run failed) |

TEAM STATISTICS

| | LV | LAC |
|--------------------------|--------------|--------------|
| FIRST DOWNS: | 14 | 11 |
| TOTAL NET YARDS: | 296 | 316 |
| NET RUSHING YARDS: | 71 | 176 |
| NET PASSING YARDS: | 225 | 140 |
| PENALTIES/YARDS: | 2-15 | 7-50 |
| 3RD DOWN EFFICIENCY (%): | 5-14 (35.7%) | 4-15 (26.7%) |
| PUNTS/AVERAGE: | 5-53.0 | 7-47.4 |
| SACKS/YARDS: | 1-4 | 4-32 |
| FUMBLES/LOST: | 2-2 | 0-0 |
| POINTS OFF TURNOVERS: | 0 | 3 |
| AVG. DRIVE START: | OWN 28 | OWN 35 |
| TIME OF POSSESSION: | 31:44 | 28:16 |

INDIVIDUAL TOP PERFORMERS



PASSING

| | CMP | ATT | YDS | TD | INT | RT |
|--------------|-----|-----|-----|----|-----|------|
| Herbert | 17 | 26 | 144 | 1 | 0 | 95.1 |
| G.Minshew II | 25 | 33 | 257 | 1 | 1 | 95.1 |

RUSHING

| | ATT | YDS | AVG | LG | TD |
|-------------|-----|-----|------|----|----|
| J.Dobbins | 10 | 135 | 13.5 | 61 | 1 |
| G.Edwards | 11 | 26 | 2.4 | 10 | 0 |
| Z.White | 13 | 44 | 3.4 | 12 | 0 |
| A.Mattinson | 5 | 19 | 3.8 | 7 | 0 |

RECEIVING

| | REC | YDS | AVG | LG | TD |
|------------|-----|-----|------|----|----|
| L.McConkey | 5 | 39 | 7.8 | 11 | 1 |
| Q.Johnston | 3 | 38 | 12.7 | 16 | 0 |
| J.Dobbins | 3 | 4 | 1.3 | 3 | 0 |
| H.Hurst | 2 | 33 | 16.5 | 27 | 0 |
| B.Bowers | 6 | 58 | 9.7 | 26 | 0 |
| D.Adams | 5 | 59 | 11.8 | 23 | 0 |
| A.Mattison | 4 | 43 | 10.8 | 31 | 1 |
| J.Meyers | 3 | 61 | 20.3 | 33 | 0 |

TACKLES (SOLO) - LAC: J.Bosa 7 (6), D.James 7 (6), A.Samuel 6 (5);
LV: R.Spillane 10 (7), C.Wilkins 5 (4), M.Epps 5 (3).

SACKS - LAC: K.Mack 1.5-10, J.Bosa 1-6, TEAM 1-10, M.Fox 0.5-6;
LV: M.Crosby 1-4.

INTERCEPTIONS - LAC: P.Ford 1-0-0; **LV:** None.

STARTERS

| | | | |
|-------------------|------------------|--------------------|-------------------|
| WR.....L.McConkey | OLB.....K.Mack | WR....T.Tucker | DE....C.Snowden |
| FB/DL.S.Matlock | DL.....P.Ford | TE....M.Mayer | DE.....M.Crosby |
| LT.....R.Slater | DL....O.Ogbonnia | LT.....K.Miller | DT.....J.Jenkins |
| RG....Z.Johnson | OLB.....J.Bosa | LG.....C.Whitehair | DT.....C.Wilkins |
| C.....B.Bozeman | LB.....D.Henley | C.....A.James | DT.....A.Butler |
| RG....T.Pipkins | LB....D.Perryman | RG.....D.Parham | LB.....D.Deablo |
| RT.....J.Alt | CB.....K.Fulton | RT....T.Munford | LB.....R.Spillane |
| TE....W.Dissly | CB.....A.Samuel | WR....D.Adams | CB.....J.Jones |
| WR....J.Palmer | DB.....J.Taylor | WR....J.Meyers | CB.....N.Hobbs |
| QB....J.Herbert | S.....A.Gilman | QB....G.Minshew II | S.....T.Moehrig |
| RB....G.Edwards | S.....D.James | RB....Z.White | S.....M.Epps |

WEEK 2 AT CAROLINA



**CHARGERS 26
PANTHERS 3**

Sunday, Sept. 15, 2024
Bank of America Stadium — Charlotte, N.C.



GAME STATISTICS

| TEAM | 1 | 2 | 3 | 4 | OT | F |
|---------------|---|----|---|---|----|----|
| L.A. Chargers | 6 | 14 | 3 | 3 | — | 26 |
| Carolina | 0 | 0 | 3 | 0 | — | 3 |

SCORING SUMMARY

| Team | Q | Time | Play |
|----------|---|-------|---|
| Chargers | 1 | 9:20 | Q.Johnston 29 yd. pass from J.Herbert (kick failed, wl) |
| Chargers | 2 | 4:16 | Q.Johnston 5 yd. pass from J.Herbert (C.Dicker kick) |
| Chargers | 2 | 2:01 | J.Dobbins 43 yd. run (C.Dicker kick) |
| Panthers | 3 | 12:18 | E.Pineiro 38 yd. Field Goal |
| Chargers | 3 | 9:03 | C.Dicker 46 yd. Field Goal |
| Chargers | 4 | 11:02 | C.Dicker 42 yd. Field Goal |

TEAM STATISTICS

| | LAC | CAR |
|--------------------------|--------------|-------------|
| FIRST DOWNS: | 21 | 7 |
| TOTAL NET YARDS: | 349 | 159 |
| NET RUSHING YARDS: | 219 | 90 |
| NET PASSING YARDS: | 130 | 69 |
| PENALTIES/YARDS: | 3-15 | 9-90 |
| 3RD DOWN EFFICIENCY (%): | 9-16 (56.3%) | 1-12 (8.0%) |
| PUNTS/AVERAGE: | 3-32.0 | 7-44.4 |
| SACKS/YARDS: | 2-15 | 1-0 |
| FUMBLES/LOST: | 1-1 | 0-0 |
| POINTS OFF TURNOVERS: | 7 | 0 |
| AVG. DRIVE START: | OWN 35 | OWN 28 |
| TIME OF POSSESSION: | 36:18 | 23:42 |

INDIVIDUAL TOP PERFORMERS



PASSING

| | CMP | ATT | YDS | TD | INT | RT |
|-----------|-----|-----|-----|----|-----|-------|
| J.Herbert | 14 | 20 | 130 | 2 | 1 | 100.0 |
| B.Young | 18 | 26 | 84 | 0 | 1 | 57.2 |

RUSHING

| | ATT | YDS | AVG | LG | TD |
|-----------|-----|-----|-----|----|----|
| J.Dobbins | 17 | 131 | 7.7 | 43 | 1 |
| G.Edwards | 18 | 59 | 3.3 | 6 | 0 |
| C.Hubbard | 10 | 64 | 6.4 | 23 | 0 |
| M.Sanders | 7 | 20 | 2.9 | 6 | 0 |

RECEIVING

| | REC | YDS | AVG | LG | TD |
|-------------|-----|-----|------|----|----|
| Q.Johnston | 5 | 51 | 10.2 | 29 | 2 |
| W.Dissly | 3 | 29 | 9.7 | 15 | 0 |
| L.McConkey | 2 | 26 | 13.0 | 15 | 0 |
| J.Palmer | 2 | 19 | 9.5 | 11 | 0 |
| C.Hubbard | 4 | 12 | 3.0 | 5 | 0 |
| T.Tremble | 3 | 23 | 7.7 | 12 | 0 |
| Dio.Johnson | 3 | 15 | 5.0 | 7 | 0 |
| M.Sanders | 3 | 5 | 1.7 | 5 | 0 |

TACKLES (SOLO) - LAC: D.Henley 9 (5), D.Perryman 7 (5), D.James 6 (2);
CAR: S.Thompson 14 (8), J.Jewell 11 (8), A.Robinson 6 (6).

SACKS - LAC: D.Perryman 1-7, J.Bosa 1-8; **CAR:** Dj.Johnson 0.5-0, J.Peevy 0.5-0.

INTERCEPTIONS - LAC: E.Molden 1-3-0; **CAR:** J.Horn 1-0-0.

STARTERS

| | | | |
|------------------|------------------|--------------------------|-----------------------|
| WR....Q.Johnston | OLB.....K.Mack | WR....D.Hopkins | DL.....D.Autro |
| TE....H.Hurst | DL.....P.Ford | LT....A.Dillard | DT.....T.Tartt |
| WR....D.Davis | DL....O.Ogbonnia | LG....X.Newman-Johnson | DT.....J.Simmon |
| LT.....R.Slater | OLB.....J.Bosa | C.....A.Brewer | DT.....K.Peko |
| LG....Z.Johnson | LB.....D.Henley | RG....D.Brunskill | LB.....A.AI-Shair |
| C.....B.Bozeman | LB....D.Perryman | RT....C.Hubbard | LB.....J.Gibbens |
| RG....T.Pipkins | CB.....K.Fulton | TE....C.Okonkwo | DB.....H.Landry |
| RT....J.Alt | CB.....A.Samuel | WR....T.Burks | CB.....E.Molden |
| TE....W.Dissly | DB.....J.Taylor | WR....N.Westbrook-Ikhine | CB....R.McCreary |
| QB....J.Herbert | S.....D.James | QB....R.Tannehill | S....S.Murphy-Bunting |
| RB....J.Dobbins | S.....E.Moldem | RB....D.Henry | S.....K.Buard |

2024 GAME SUMMARIES

WEEK 3 AT PITTSBURGH

WEEK 4 vs. KANSAS CITY



CHARGERS 10 STEELERS 20

Sunday, Sept. 22, 2024
Acrisure Stadium – Pittsburgh, Penn.



CHIEFS 17 CHARGERS 10

Sunday, Sept. 29, 2024
SoFi Stadium – Inglewood, Calif.



GAME STATISTICS

| TEAM | 1 | 2 | 3 | 4 | OT | F |
|---------------|---|---|---|----|----|----|
| L.A. Chargers | 7 | 3 | 0 | 0 | — | 10 |
| Pittsburgh | 0 | 7 | 3 | 10 | — | 20 |

SCORING SUMMARY

| Team | Q | Time | Play |
|----------|---|-------|---|
| Chargers | 1 | 2:46 | Q.Johnston 27 yd. pass from J.Herbert (C.Dicker kick) |
| Steelers | 2 | 10:17 | J.Fields 5 yd. run (C.Boswell kick) |
| Chargers | 2 | 3:13 | C.Dicker 28 yd. Field Goal (12-60, 7:04) |
| Steelers | 3 | 9:05 | C.Boswell 38 yd. Field Goal (12-50, 5:55) |
| Steelers | 4 | 14:14 | C.Boswell 30 yd. Field Goal (12-73, 6:26) |
| Steelers | 4 | 7:02 | C.Austin 55 yd. pass from J.Fields (C.Boswell kick) |

TEAM STATISTICS

| | LAC | PIT |
|--------------------------|--------------|--------------|
| FIRST DOWNS: | 10 | 20 |
| TOTAL NET YARDS: | 168 | 346 |
| NET RUSHING YARDS: | 107 | 232 |
| NET PASSING YARDS: | 225 | 140 |
| PENALTIES/YARDS: | 7-69 | 3-15 |
| 3RD DOWN EFFICIENCY (%): | 3-11 (27.3%) | 7-14 (50.0%) |
| PUNTS/AVERAGE: | 7-50.0 | 3-52.0 |
| SACKS/YARDS: | 2-13 | 5-42 |
| FUMBLES/LOST: | 2-0 | 0-0 |
| POINTS OFF TURNOVERS: | 0 | 0 |
| AVG. DRIVE START: | OWN 24 | OWN 30 |
| TIME OF POSSESSION: | 26:09 | 33:51 |

INDIVIDUAL TOP PERFORMERS



PASSING

| | CMP | ATT | YDS | TD | INT | RT | | CMP | ATT | YDS | TD | INT | RT |
|----------|-----|-----|-----|----|-----|-------|--------|-----|-----|-----|----|-----|------|
| Herbert | 12 | 18 | 125 | 1 | 0 | 105.1 | Fields | 25 | 32 | 245 | 1 | 1 | 96.0 |
| Heinicke | 2 | 2 | 24 | 0 | 0 | 116.7 | | | | | | | |

RUSHING

| | ATT | YDS | AVG | LG | TD | | ATT | YDS | AVG | LG | TD |
|-----------|-----|-----|-----|----|----|-------------|-----|-----|-----|----|----|
| J.Dobbins | 15 | 44 | 2.9 | 13 | 0 | N.Harris | 18 | 70 | 3.9 | 21 | 0 |
| G.Edwards | 3 | 9 | 3.0 | 6 | 0 | C.Patterson | 4 | 33 | 8.3 | 14 | 0 |

RECEIVING

| | REC | YDS | AVG | LG | TD | | REC | YDS | AVG | LG | TD |
|------------|-----|-----|------|----|----|--------------|-----|-----|------|----|----|
| L.McConkey | 3 | 44 | 14.7 | 18 | 0 | G.Pickens | 5 | 57 | 11.4 | 27 | 0 |
| W.Dissly | 3 | 19 | 6.3 | 7 | 0 | N.Harris | 5 | 16 | 3.2 | 8 | 0 |
| J.Dobbins | 3 | 10 | 3.3 | 6 | 0 | C.Austin | 4 | 95 | 23.8 | 55 | 2 |
| Q.Johnston | 2 | 44 | 22.0 | 27 | 1 | P.Freiermuth | 4 | 33 | 8.3 | 15 | 0 |

TACKLES (SOLO) – LAC: D.Henley 12 (9), D.Perryman 9 (6), D.James 8 (5);
PIT: P.Queen 8 (4), D.Elliott 5 (4), D.Jackson 5 (2).

SACKS – LAC: D.James 1-6, K.Mack 1-7; **PIT:** Ni.Herbig 2-15, E.Roberts 1-9, Ca.Heyward 1-10, T.Watt 1-8.

INTERCEPTIONS – LAC: B.Dupree 1-0-0; **PIT:** None.

STARTERS

| | | | |
|--------------------|--------------------|----------------------|---------------------|
| WR..... L.McConkey | OLB..... K.Mack | TE..... P.Freiermuth | ROLB... A.Highsmith |
| TE..... W.Dissly | DL..... O.Ogbonnia | LT..... D.Moore | DT.... Ca.Heyward |
| LT..... R.Slater | DL..... P.Ford | LG..... S.Anderson | NT..... K.Benton |
| RG..... Z.Johnson | OLB..... J.Bosa | C..... Z.Frazier | DE L.Ogunjobi |
| C..... B.Bozeman | LB..... D.Henley | RG..... J.Daniels | LOLB..... T.Watt |
| RG..... T.Pipkins | LB..... D.Perryman | RT..... B.Jones | LILB P.Queen |
| RT..... J.Alt | CB..... K.Fulton | WR.... V.Jefferson | RILB... E.Roberts |
| WR.... Q.Johnston | CB..... A.Samuel | WR.... G.Pickens | RCB..... J.Porter |
| QB..... J.Herbert | S..... E.Molden | WR.... C.Patterson | FS... M.Fitzpatrick |
| FB..... S.Matlock | S..... A.Gilman | QB..... J.Fields | SS..... D.Elliott |
| RB..... J.Dobbins | S..... D.James | RB..... N.Harris | LCB D.Jackson |

GAME STATISTICS

| TEAM | 1 | 2 | 3 | 4 | OT | F |
|---------------|----|---|---|---|----|----|
| Kansas City | 0 | 7 | 3 | 7 | — | 17 |
| L.A. Chargers | 10 | 0 | 0 | 0 | — | 10 |

SCORING SUMMARY

| Team | Q | Time | Play |
|----------|---|------|--|
| Chargers | 1 | 6:16 | L.McConkey 7 yd. pass from J.Herbert (C.Dicker kick) |
| Chargers | 1 | 3:53 | C.Dicker 50 yd. Field Goal |
| Chiefs | 2 | 4:06 | X.Worthy 54 yd. pass from P.Mahomes (H.Butker kick) |
| Chiefs | 3 | 6:26 | H.Butker 37 yd. Field Goal |
| Chiefs | 4 | 6:04 | S.Perine 2 yd. run (H.Butker kick) |

TEAM STATISTICS

| | KC | LAC |
|--------------------------|--------------|--------------|
| FIRST DOWNS: | 16 | 12 |
| TOTAL NET YARDS: | 329 | 224 |
| NET RUSHING YARDS: | 101 | 55 |
| NET PASSING YARDS: | 228 | 169 |
| PENALTIES/YARDS: | 5-40 | 9-51 |
| 3RD DOWN EFFICIENCY (%): | 9-16 (56.3%) | 4-13 (30.8%) |
| PUNTS/AVERAGE: | 4-50.0 | 6-53.0 |
| SACKS/YARDS: | 2-10 | 3-17 |
| FUMBLES/LOST: | 1-1 | 2-0 |
| POINTS OFF TURNOVERS: | 10 | 0 |
| AVG. DRIVE START: | OWN 29 | OWN 27 |
| TIME OF POSSESSION: | 29:08 | 30:52 |

INDIVIDUAL TOP PERFORMERS



PASSING

| | CMP | ATT | YDS | TD | INT | RT | | CMP | ATT | YDS | TD | INT | RT |
|-----------|-----|-----|-----|----|-----|------|-----------|-----|-----|-----|----|-----|------|
| J.Herbert | 16 | 27 | 179 | 1 | 0 | 91.4 | P.Mahomes | 19 | 29 | 245 | 1 | 1 | 89.0 |

RUSHING

| | ATT | YDS | AVG | LG | TD | | ATT | YDS | AVG | LG | TD |
|-----------|-----|-----|-----|----|----|----------|-----|-----|-----|----|----|
| J.Dobbins | 14 | 32 | 2.3 | 12 | 0 | K.Hunt | 14 | 69 | 4.9 | 10 | 0 |
| G.Edwards | 6 | 19 | 3.2 | 5 | 0 | S.Perine | 5 | 14 | 2.8 | 4 | 1 |

RECEIVING

| | REC | YDS | AVG | LG | TD | | REC | YDS | AVG | LG | TD |
|------------|-----|-----|------|----|----|-----------|-----|-----|------|----|----|
| L.McConkey | 5 | 67 | 13.4 | 37 | 1 | T.Kelce | 7 | 89 | 12.7 | 38 | 0 |
| J.Palmer | 3 | 36 | 12.0 | 26 | 0 | N.Gray | 4 | 40 | 10.0 | 29 | 0 |
| J.Dobbins | 3 | 30 | 10.0 | 14 | 0 | X.Worthy | 3 | 73 | 24.3 | 54 | 1 |
| W.Dissly | 2 | 24 | 12.0 | 22 | 0 | Ju.Watson | 2 | 27 | 13.5 | 17 | 0 |

TACKLES (SOLO) – LAC: D.Perryman 8 (6), E.Molden 8 (5), D.Henley 7 (4);
KC: D.Tranquill 10 (7), T.McDuffie 6 (3), B.Cook 5 (4).

SACKS – LAC: B.Dupree 2-8, T.Dye 0.5-4.5, T.Still 0.5-4.5; **KC:** C.Jones 2-10.

INTERCEPTIONS – LAC: K.Fulton 1-29-0; **KC:** None.

STARTERS

| | | | |
|---------------------|--------------------|-------------------|-------------------------|
| TE..... W.Dissly | OLB..... K.Mack | TE..... T.Kelce | DE G.Karlaftis |
| LT..... J.Salyer | DL..... O.Ogbonnia | WR.... R.Rice | DT..... C.Jones |
| LG..... Z.Johnson | DL..... P.Ford | LT..... W.Morris | DE..... M.Pennel |
| C..... B.Bozeman | OLB... T.Tuipulotu | LG..... J.Thuney | OLB... F.Anudike-Uzomah |
| RG..... S.Mustipher | LB..... D.Henley | C..... C.Humphrey | LB..... N.Bolton |
| RT..... T.Pipkins | LB..... D.Perryman | RG..... T.Smith | LB..... D.Tranquill |
| FB..... S.Matlock | CB..... K.Fulton | RT..... J.Taylor | LB..... L.Chenal |
| WR.... Q.Johnston | CB..... A.Samuel | WR.... X.Worthy | CB..... T.McDuffie |
| WR.... L.McConkey | DB..... T.Still | WR.... Ju.Watson | CB..... Ja.Watson |
| QB..... J.Herbert | S..... A.Gilman | QB.... P.Mahomes | S..... J.Reid |
| RB..... J.Dobbins | S..... E.Molden | FB..... C.Steele | S..... B.Cook |

2024 GAME SUMMARIES

WEEK 6 AT DENVER



CHARGERS 23 BRONCOS 16

Sunday, Oct. 13, 2024

Empower Field at Mile High – Denver, Colo.



GAME STATISTICS

| TEAM | 1 | 2 | 3 | 4 | OT | F |
|---------------|----|----|---|----|----|----|
| L.A. Chargers | 10 | 10 | 3 | 0 | — | 23 |
| Denver | 0 | 0 | 0 | 16 | — | 16 |

SCORING SUMMARY

| Team | Q | Time | Play |
|----------|---|-------|--|
| Chargers | 1 | 9:26 | C.Dicker 20 yd. Field Goal |
| Chargers | 1 | 4:59 | K.Vidal 38 yd. pass from J.Herbert (C.Dicker kick) |
| Chargers | 2 | 6:21 | C.Dicker 33 yd. Field Goal |
| Chargers | 2 | 1:00 | J.Dobbins 4 yd. run (C.Dicker kick) |
| Chargers | 3 | 2:35 | C.Dicker 46 yd. Field Goal |
| Broncos | 4 | 10:06 | T.Franklin 2 yd. pass from B.Nix |
| Broncos | 4 | 5:22 | C.Sutton 15 yd. pass from B.Nix (pass failed) |
| Broncos | 4 | 0:59 | W.Lutz 40 yd. Field Goal |

TEAM STATISTICS

| | LAC | DEN |
|--------------------------|---------------|--------------|
| FIRST DOWNS: | 22 | 17 |
| TOTAL NET YARDS: | 350 | 316 |
| NET RUSHING YARDS: | 128 | 110 |
| NET PASSING YARDS: | 222 | 206 |
| PENALTIES/YARDS: | 3-20 | 7-37 |
| 3RD DOWN EFFICIENCY (%): | 11-18 (61.1%) | 3-11 (27.3%) |
| PUNTS/AVERAGE: | 4-39.8 | 5-46.6 |
| SACKS/YARDS: | 2-10 | 3-15 |
| FUMBLES/LOST: | 1-0 | 1-1 |
| POINTS OFF TURNOVERS: | 10 | 0 |
| AVG. DRIVE START: | OWN 34 | OWN 25 |
| TIME OF POSSESSION: | 37:23 | 23:37 |

INDIVIDUAL TOP PERFORMERS



PASSING

| Player | CMP | ATT | YDS | TD | INT | RT |
|---------|-----|-----|-----|----|-----|------|
| Herbert | 21 | 34 | 237 | 1 | 0 | 92.4 |
| Nix | 19 | 33 | 216 | 2 | 1 | 84.9 |

RUSHING

| Player | ATT | YDS | AVG | LG | TD |
|------------|-----|-----|------|----|----|
| J.Dobbins | 25 | 96 | 3.8 | 20 | 1 |
| D.Davis | 2 | 14 | 7.0 | 10 | 0 |
| B.Nix | 6 | 61 | 10.2 | 21 | 0 |
| J.Williams | 6 | 23 | 3.8 | 13 | 0 |

RECEIVING

| Player | REC | YDS | AVG | LG | TD |
|------------|-----|-----|------|----|----|
| L.McConkey | 4 | 43 | 10.8 | 15 | 0 |
| W.Dissly | 4 | 26 | 6.5 | 20 | 0 |
| Q.Johnston | 3 | 22 | 7.3 | 8 | 0 |
| S.Fehoko | 2 | 44 | 22.0 | 30 | 0 |
| D.Vele | 4 | 78 | 19.5 | 37 | 0 |
| C.Sutton | 4 | 53 | 13.3 | 20 | 1 |
| J.Williams | 3 | 15 | 4.3 | 10 | 0 |
| T.Franklin | 2 | 31 | 15.5 | 29 | 1 |

TACKLES (SOLO) - LAC: A.Gilman 10 (6), D.Perryman 6 (5), D.Henley 4 (2); **DEN:** B.Jones 12 (11), Z.Allen 8 (5), C.Barton 8 (1).

SACKS - LAC: A.Gilman 1-0, M.Fox 1-10; **DEN:** N.Bonitto 1-8, J.Strnad 1-0, Z.Allen 0.5-3.5, J.Cooper, 0.5-3.5.

INTERCEPTIONS - LAC: E.Molden 1-25-0; **DEN:** None.

STARTERS

| | | | |
|-------------------|--------------------|--------------------|-------------------------|
| WR.... L.McConkey | OLB.....K.Mack | WR.... T.Franklin | OLB..... N.Bonitto |
| TE..... H.Hurst | DL.....O.Ogbonnia | WR.... D.Vele | DE ... J.Franklin-Myers |
| LT R.Slater | DL..... P.Ford | LT G.Bolles | NT..... D.Jones |
| RG..... Z.Johnson | OLB...T.Tuipulotu | LG..... B.Powers | DE Z.Allen |
| C..... B.Bozeman | LB.....D.Henley | C..... A.Forsyth | ILB..... C.Barton |
| RG..... T.Pipkins | LB..... D.Perryman | RG..... Q.Meinerz | SLB..... J.Cooper |
| RT J.Alt | CB K.Fulton | RT M.Pearl | ILB..... J.Strnad |
| WR.... Q.Johnston | CB T.Still | WR.... C.Sutton | LCBP.Surtain |
| QB..... J.Herbert | CB C.Hart | TE..... A.Trautman | RCB..... R.Moss |
| FB ... S.Matlock | S..... A.Gilman | QB.... B.Nix | S..... B.Jones |
| RB.... J.Dobbins | S..... D.James | RB J.Williams | S..... P.Locke |

WEEK 7 AT ARIZONA



CHARGERS 15 CARDINALS 17

Monday, Oct. 21, 2024

State Farm Stadium – Glendale, Ariz.



GAME STATISTICS

| TEAM | 1 | 2 | 3 | 4 | OT | F |
|---------------|---|---|---|----|----|----|
| L.A. Chargers | 0 | 6 | 3 | 6 | — | 15 |
| Arizona | 0 | 7 | 0 | 10 | — | 17 |

SCORING SUMMARY

| Team | Q | Time | Play |
|-----------|---|-------|---|
| Chargers | 2 | 11:59 | C.Dicker 59 yd. Field Goal |
| Cardinals | 2 | 5:40 | G.Dortch 5 yd. pass from K.Murray (C.Ryland kick) |
| Chargers | 2 | 0:00 | C.Dicker 50 yd. Field Goal |
| Chargers | 3 | 0:40 | C.Dicker 28 yd. Field Goal |
| Cardinals | 4 | 14:14 | K.Murray 44 yd. run (C.Ryland kick) |
| Chargers | 4 | 12:09 | C.Dicker 47 yd. Field Goal |
| Chargers | 4 | 1:54 | C.Dicker 40 yd. Field Goal |
| Cardinals | 4 | 0:00 | C.Ryland 32 yd. Field Goal |

TEAM STATISTICS

| | LAC | ARI |
|--------------------------|--------------|-------------|
| FIRST DOWNS: | 20 | 22 |
| TOTAL NET YARDS: | 395 | 326 |
| NET RUSHING YARDS: | 59 | 181 |
| NET PASSING YARDS: | 336 | 145 |
| PENALTIES/YARDS: | 5-57 | 3-15 |
| 3RD DOWN EFFICIENCY (%): | 6-14 (42.9%) | 2-7 (28.6%) |
| PUNTS/AVERAGE: | 2-37.5 | 4-44.5 |
| SACKS/YARDS: | 3-13 | 0-0 |
| FUMBLES/LOST: | 3-2 | 1-0 |
| POINTS OFF TURNOVERS: | 0 | 0 |
| AVG. DRIVE START: | OWN 21 | OWN 25 |
| TIME OF POSSESSION: | 34:14 | 25:46 |

INDIVIDUAL TOP PERFORMERS



PASSING

| Player | CMP | ATT | YDS | TD | INT | RT |
|-----------|-----|-----|-----|----|-----|------|
| J.Herbert | 27 | 39 | 349 | 0 | 0 | 97.1 |
| K.Murray | 14 | 26 | 145 | 1 | 1 | 67.0 |

RUSHING

| Player | ATT | YDS | AVG | LG | TD |
|-----------|-----|-----|------|----|----|
| J.Dobbins | 14 | 40 | 2.9 | 11 | 0 |
| K.Videl | 3 | 10 | 3.3 | 7 | 0 |
| J.Conner | 19 | 101 | 5.3 | 14 | 0 |
| K.Murray | 6 | 64 | 10.7 | 44 | 1 |

RECEIVING

| Player | REC | YDS | AVG | LG | TD |
|------------|-----|-----|------|----|----|
| W.Dissly | 8 | 81 | 10.1 | 18 | 0 |
| L.McConkey | 5 | 46 | 9.2 | 21 | 0 |
| J.Palmer | 4 | 63 | 15.8 | 24 | 0 |
| S.Fehoko | 3 | 45 | 15.0 | 25 | 0 |
| T.McBride | 5 | 51 | 10.2 | 14 | 0 |
| M.Harrison | 3 | 21 | 7.0 | 10 | 0 |
| J.Conner | 2 | 51 | 25.5 | 33 | 0 |
| Mi.Wilson | 1 | 15 | 15.0 | 15 | 0 |

TACKLES (SOLO) - LAC: D.James 8 (5), C.Hart 7 (6), A.Gilman 5 (3); **ARI:** K.White 10 (3), M.Melton 9 (8), B.Baker 8 (4).

SACKS - LAC: None; **ARI:** N.Jones 1.0-8, D.Stills 1-1, B.Stille 1-4.

INTERCEPTIONS - LAC: T.Tart 1-4-0; **ARI:** None.

STARTERS

| | | | |
|--------------------|--------------------|--------------------|------------------------|
| WR.... J. Palmer | OLB.....K.Mack | WR.... M.Harrison | NT..... R.Lopez |
| WR.... L.McConkey | DL..... P.Ford | TE.... T.McBride | DT..... L.Collier |
| WR.... S.Fehoko | DL.....O.Ogbonnia | LT P.Johnson | OLB...D.Gardeck |
| LT R.Slater | OLB...M.Fox | LG..... E.Brown | ILB.....K.White |
| LG..... Z.Johnson | OLB...T.Tuipulotu | C..... H.Froholdt | ILB..... Ma.Wilson |
| C..... B.Bozeman | LB.....D.Henley | RG..... T.Colon | OLB...Z.Collins |
| RG..... T.Pipkins | LB..... D.Perryman | RT K.Beachum | CB S.Thomas |
| RT J.Alt | CB C.Hart | TE.... T.Reiman | CB G.Williams |
| TE.... E.Tomlinson | CB T.Still | WR.... Mi.Wilson | CB ...S.Murphy-Bunting |
| QB.... J.Herbert | S..... D.James | QB.... K.Murray | S.....J.Thompson |
| RB.... J.Dobbins | S..... A.Gilman | RB J.Conner | S.....B.Baker |

2024 GAME SUMMARIES

WEEK 8 vs. NEW ORLEANS



SAINTS 8 CHARGERS 26

Sunday, Oct. 27, 2024
SoFi Stadium – Inglewood, Calif.



GAME STATISTICS

| TEAM | 1 | 2 | 3 | 4 | OT | F |
|---------------|---|---|---|----|----|----|
| New Orleans | 2 | 3 | 3 | 0 | — | 8 |
| L.A. Chargers | 0 | 9 | 7 | 10 | — | 26 |

SCORING SUMMARY

| Team | Q | Time | Play |
|----------|---|-------|--|
| Saints | 1 | 10:20 | J.Scott fumble forced by T.Hill out of bounds in end zone for a Safety |
| Chargers | 2 | 14:55 | C.Dicker 46 yd. Field Goal |
| Chargers | 2 | 1:37 | J.Dobbins 1 yd. run (kick failed, wl) |
| Saints | 2 | 0:05 | B.Grupe 40 yd. Field Goal |
| Chargers | 3 | 8:48 | L.McConkey 60 yd. pass from J.Herbert (C.Dicker kick) |
| Saints | 3 | 1:05 | B.Grupe 43 yd. Field Goal |
| Chargers | 4 | 11:55 | C.Dicker 29 yd. Field Goal |
| Chargers | 4 | 3:22 | L.McConkey 9 yd. pass from J.Herbert (C.Dicker kick) |

TEAM STATISTICS

| | NO | LAC |
|--------------------------|--------------|--------------|
| FIRST DOWNS: | 15 | 19 |
| TOTAL NET YARDS: | 366 | 378 |
| NET RUSHING YARDS: | 117 | 122 |
| NET PASSING YARDS: | 249 | 256 |
| PENALTIES/YARDS: | 7-66 | 4-37 |
| 3RD DOWN EFFICIENCY (%): | 2-16 (12.5%) | 3-12 (25.0%) |
| PUNTS/AVERAGE: | 9-48.6 | 6-57.3 |
| SACKS/YARDS: | 5-32 | 3-23 |
| FUMBLES/LOST: | 0-0 | 2-0 |
| POINTS OFF TURNOVERS: | 0 | 0 |
| AVG. DRIVE START: | OWN 32 | OWN 30 |
| TIME OF POSSESSION: | 28:52 | 31:08 |

INDIVIDUAL TOP PERFORMERS



PASSING

| J.Herbert | CMP | ATT | YDS | TD | INT | RT | S.Rattler | CMP | ATT | YDS | TD | INT | RT |
|-----------|-----|-----|-----|----|-----|-------|-----------|-----|-----|-----|----|-----|------|
| J.Herbert | 20 | 32 | 279 | 2 | 0 | 111.3 | S.Rattler | 12 | 24 | 156 | 0 | 0 | 70.8 |

RUSHING

| J.Dobbins | ATT | YDS | AVG | LG | TD | A.Kamara | ATT | YDS | AVG | LG | TD |
|-----------|-----|-----|------|----|----|----------|-----|-----|-----|----|----|
| J.Dobbins | 17 | 57 | 3.4 | 13 | 1 | A.Kamara | 10 | 67 | 6.7 | 24 | 0 |
| J.Herbert | 4 | 49 | 12.3 | 38 | 0 | T.Hill | 4 | 20 | 5.0 | 8 | 0 |

RECEIVING

| L.McConkey | REC | YDS | AVG | LG | TD | C.Olave | REC | YDS | AVG | LG | TD |
|------------|-----|-----|------|----|----|-----------|-----|-----|------|----|----|
| L.McConkey | 6 | 111 | 18.5 | 60 | 2 | C.Olave | 8 | 107 | 13.4 | 28 | 0 |
| W.Dissly | 5 | 41 | 8.2 | 16 | 0 | A.Kamara | 6 | 55 | 9.2 | 37 | 0 |
| J.Dobbins | 4 | 11 | 2.8 | 15 | 0 | J.Johnson | 3 | 48 | 16.0 | 22 | 0 |
| J.Palmer | 2 | 72 | 36.0 | 45 | 0 | T.Hill | 2 | 21 | 10.5 | 14 | 0 |

TACKLES (SOLO) - LAC: D.Henley 10 (6), D.James 6 (4), C.Hart 5 (4);
NO: P.Werner 9 (7), D.Davis 9 (5), T.Mathieu 5 (0).

SACKS - LAC: B.Dupree 1-11, T.Tuipulotu 1-2, K.Mack 1-8, P.Ford 1-5, S.Matlock 1-6; **NO:** K.Saunders 1-10, A.Taylor 0.5-2.5, C.Young 0.5-2.5.

INTERCEPTIONS - LAC: None; **NO:** None.

STARTERS

| | | | |
|-------------------|--------------------|--------------------|---------------------|
| WR.... S.Fehoko | OLB..... K.Mack | WR.... C.Olave | DT N.Shepherd |
| WR.... J.Palmer | DL..... O.Ogbonnia | LT T.Fuaga | DT..... B.Brese |
| WR.... L.McConkey | DL..... P.Ford | LG..... L.Patrick | DE ... C.Granderson |
| LT R.Slater | OLB... T.Tuipulotu | C..... C.McGovern | DE C.Jordan |
| LG..... Z.Johnson | LB..... D.Henley | RG..... C.Ruiz | MLB..... D.Davis |
| C..... B.Bozeman | LB... D.Perryman | RT T.Penning | LB..... P.Werner |
| RG..... T.Pipkins | CB K.Fulton | TE..... F.Moreau | DB J.Howden |
| RT J.Alt | CB T.Still | TE..... J.Johnson | FS T.Mathieu |
| TE..... W.Dissly | CB C.Hart | TE..... T.Hill | CB A.Taylor |
| QB..... J.Herbert | S..... A.Gilman | QB..... S.Rattler | CB ... K.McKinstry |
| RB..... J.Dobbins | S..... D.James | RB A.Kamara | CB ... M.Lattimore |

WEEK 9 AT CLEVELAND



CHARGERS 26 BROWNS 3

Sunday, Nov. 3, 2024
Huntington Bank Field – Cleveland, Ohio



GAME STATISTICS

| TEAM | 1 | 2 | 3 | 4 | OT | F |
|---------------|---|----|---|---|----|----|
| L.A. Chargers | 7 | 13 | 0 | 7 | — | 27 |
| Cleveland | 0 | 3 | 0 | 7 | — | 10 |

SCORING SUMMARY

| Team | Q | Time | Play |
|----------|---|------|---|
| Chargers | 1 | 6:49 | J.Palmer 28 yd. pass from J.Herbert (C.Dicker kick) |
| Browns | 2 | 9:30 | D.Hopkins 38 yd. Field Goal |
| Chargers | 2 | 8:01 | Q.Johnston 66 yd. pass from J.Herbert (kick failed, wl) |
| Chargers | 2 | 3:30 | J.Dobbins 16 yd. run (C.Dicker kick) |
| Chargers | 4 | 4:16 | J.Dobbins 7 yd. run (C.Dicker kick) |
| Browns | 4 | 0:44 | C.Tillman 17 yd. pass from J.Winston (D.Hopkins kick) |

TEAM STATISTICS

| | LAC | CLE |
|--------------------------|--------------|--------------|
| FIRST DOWNS: | 13 | 21 |
| TOTAL NET YARDS: | 342 | 292 |
| NET RUSHING YARDS: | 96 | 79 |
| NET PASSING YARDS: | 246 | 213 |
| PENALTIES/YARDS: | 5-35 | 4-25 |
| 3RD DOWN EFFICIENCY (%): | 5-14 (35.7%) | 6-17 (35.3%) |
| PUNTS/AVERAGE: | 7-47.1 | 6-53.0 |
| SACKS/YARDS: | 6-22 | 6-36 |
| FUMBLES/LOST: | 0-0 | 1-0 |
| POINTS OFF TURNOVERS: | 0 | 0 |
| AVG. DRIVE START: | OWN 31 | OWN 32 |
| TIME OF POSSESSION: | 25:51 | 34:09 |

INDIVIDUAL TOP PERFORMERS



PASSING

| J.Herbert | CMP | ATT | YDS | TD | INT | RT | J.Winston | CMP | ATT | YDS | TD | INT | RT |
|-----------|-----|-----|-----|----|-----|-------|-----------|-----|-----|-----|----|-----|------|
| J.Herbert | 18 | 27 | 282 | 2 | 0 | 125.8 | J.Winston | 26 | 46 | 235 | 1 | 3 | 50.5 |

RUSHING

| J.Dobbins | ATT | YDS | AVG | LG | TD | N.Chubb | ATT | YDS | AVG | LG | TD |
|-----------|-----|-----|-----|----|----|-----------|-----|-----|-----|----|----|
| J.Dobbins | 14 | 85 | 6.1 | 34 | 2 | N.Chubb | 15 | 39 | 2.6 | 11 | 0 |
| K.Vidal | 5 | 7 | 1.4 | 7 | 0 | J.Winston | 5 | 27 | 5.4 | 13 | 0 |

RECEIVING

| L.McConkey | REC | YDS | AVG | LG | TD | J.Jeudy | REC | YDS | AVG | LG | TD |
|------------|-----|-----|------|----|----|-----------|-----|-----|------|----|----|
| L.McConkey | 5 | 64 | 12.8 | 20 | 0 | J.Jeudy | 7 | 73 | 10.4 | 13 | 0 |
| Q.Johnston | 4 | 118 | 29.5 | 66 | 1 | C.Tillman | 6 | 75 | 12.5 | 17 | 1 |
| J.Palmer | 2 | 63 | 31.5 | 28 | 1 | D.Njoku | 5 | 29 | 5.8 | 11 | 0 |
| J.Dobbins | 2 | 20 | 10.0 | 10 | 0 | J.Akins | 3 | 32 | 10.7 | 21 | 0 |

TACKLES (SOLO) - LAC: D.Henley 13 (8), D.James 7 (4), E.Molden 6 (2);
CLE: D.Bush 8 (6), G.Delpit 7 (5), M.Garrett 5 (4).

SACKS - LAC: T.Tuipulotu 2.5-3.5, M.Fox 2.0-11, K.Mack 1.0-7, C.Hart 0.5-0.5; **CLE:** M.Garret 3.0-16, D.Tomlinson 1.5-14, D.Bush 1.0-2, S.Harris 0.5-4.

INTERCEPTIONS - LAC: A.Gilman 1-18-0, T.Still 1-1-0, E.Molden 1-0-0; **CLE:** None.

STARTERS

| | | | |
|-------------------|--------------------|-------------------|---------------------|
| WR.... Q.Johnston | OLB..... K.Mack | WR.... C.Tillman | DE M.Garrett |
| LT R.Slater | DL..... P.Ford | WR.... E.Moore | DT..... S.Harris |
| LG..... Z.Johnson | DL..... O.Ogbonnia | D.Jones | DT..... D.Tomlinson |
| C..... B.Bozeman | OLB... T.Tuipulotu | LG..... J.Bitonio | DE Z.Smith |
| RG..... T.Pipkins | LB..... D.Henley | C..... E.Pocic | LB..... D.Bush |
| RT J.Alt | LB... D.Perryman | RG.... W.Teller | LB..... M.Diabate |
| TE..... W.Dissly | CB D.James | RT J.Conklin | LB..... W.Reid |
| WR.... L.McConkey | S..... A.Gilman | TE..... D.Njoku | S..... G.Delpit |
| QB..... J.Herbert | CB C.Hart | WR.... J.Jeudy | S..... J.Thornhill |
| FB S.Matlock | CB E.Molden | QB.... J.Winston | CB D.Ward |
| RB..... J.Dobbins | CB T.Still | RB N.Chubb | CB M.Emerson |

2024 GAME SUMMARIES

WEEK 10 vs. TENNESSEE



**TITANS 17
CHARGERS 27**

Sunday, Nov. 10, 2024
SoFi Stadium – Inglewood, Calif.



GAME STATISTICS

| TEAM | 1 | 2 | 3 | 4 | OT | F |
|---------------|---|----|---|---|----|----|
| Tennessee | 7 | 0 | 3 | 7 | — | 17 |
| L.A. Chargers | 3 | 10 | 7 | 7 | — | 27 |

SCORING SUMMARY

| Team | Q | Time | Play |
|----------|---|-------|---|
| Chargers | 1 | 8:08 | C.Dicker 21 yd. Field Goal |
| Titans | 1 | 4:25 | C.Ridley 41 yd. pass from W.Lewis (N.Folk kick) |
| Chargers | 2 | 12:07 | C.Dicker 37 yd. Field Goal |
| Chargers | 2 | 1:55 | J.Herbert 4 yd. run (C.Dicker kick) |
| Titans | 3 | 7:51 | N.Folk 27 yd. Field Goal |
| Chargers | 3 | 3:24 | Q.Johnston 16 yd. pass from J.Herbert (C.Dicker kick) |
| Chargers | 4 | 7:39 | H.Haskins 1 yd. run (C.Dicker kick) |
| Titans | 4 | 0:49 | C.Ridley 15 yd. pass from W.Lewis (N.Folk kick) |

TEAM STATISTICS

| | TEN | LAC |
|--------------------------|-------------|--------------|
| FIRST DOWNS: | 19 | 23 |
| TOTAL NET YARDS: | 289 | 309 |
| NET RUSHING YARDS: | 132 | 145 |
| NET PASSING YARDS: | 157 | 164 |
| PENALTIES/YARDS: | 9-68 | 5-30 |
| 3RD DOWN EFFICIENCY (%): | 3-9 (33.3%) | 4-10 (40.0%) |
| PUNTS/AVERAGE: | 4-53.5 | 3-38.7 |
| SACKS/YARDS: | 0/0 | 7/18 |
| FUMBLES/LOST: | 1-0 | 0-0 |
| POINTS OFF TURNOVERS: | 0 | 0 |
| AVG. DRIVE START: | OWN 31 | OWN 30 |
| TIME OF POSSESSION: | 29:01 | 30:59 |

INDIVIDUAL TOP PERFORMERS



PASSING

| J.Herbert | CMP | ATT | YDS | TD | INT | RT | W.Lewis | CMP | ATT | YDS | TD | INT | RT |
|-----------|-----|-----|-----|----|-----|-------|---------|-----|-----|-----|----|-----|-------|
| J.Herbert | 14 | 18 | 164 | 1 | 0 | 123.1 | W.Lewis | 18 | 23 | 175 | 2 | 0 | 127.4 |

RUSHING

| G.Edwards | ATT | YDS | AVG | LG | TD | T.Spears | ATT | YDS | AVG | LG | TD |
|-----------|-----|-----|-----|----|----|-----------|-----|-----|-----|----|----|
| G.Edwards | 10 | 55 | 5.5 | 11 | 0 | T.Spears | 7 | 47 | 6.7 | 19 | 0 |
| J.Dobbins | 15 | 50 | 3.3 | 12 | 0 | T.Pollard | 9 | 44 | 4.9 | 15 | 0 |

RECEIVING

| W.Dissly | REC | YDS | AVG | LG | TD | C.Ridley | REC | YDS | AVG | LG | TD |
|------------|-----|-----|------|----|----|--------------------|-----|-----|------|----|----|
| W.Dissly | 5 | 30 | 6.0 | 14 | 0 | C.Ridley | 5 | 84 | 16.8 | 41 | 2 |
| J.Dobbins | 3 | 5 | 1.7 | 4 | 0 | T.Pollard | 4 | 19 | 4.8 | 15 | 0 |
| L.McConkey | 2 | 52 | 26.0 | 37 | 0 | N.Westbrook-Ikhine | 3 | 31 | 10.3 | 13 | 0 |
| Q.Johnston | 2 | 24 | 12.0 | 16 | 1 | T.Spears | 3 | 4 | 1.3 | 6 | 0 |

TACKLES (SOLO) - LAC: D.Henley 13 (10), E.Molden 8 (4), B.Dupree 5 (4); **TEN:** J.Gibbens 15 (10), M.Brown 7 (5), K.Murray 6 (3).

SACKS - LAC: T.Tuipulotu 2-7, B.Dupree 2-1, P.Ford 1-7, J.Bosa 1-2, D.Henley 1-1; **TEN:** None.

INTERCEPTIONS - LAC: None; **TEN:** None.

STARTERS

| | | | |
|--------------------|---------------------|---------------------------|---------------------|
| WR ... Q.Johnston | OLB K.Mack | WR ... N.Westbrook-Ikhine | OLB A.Key |
| LT R.Slater | DL P.Ford | TE N.Vannett | NT T.Sweat |
| LG Z.Johnson | DL O.Ogbonnia | LT J.Latham | DT J.Simmons |
| C B.Bozeman | OLB .. T.Tuipulotu | LG P.Skoronski | OLB H.Landry |
| RG ... J.Salyer | LB ... D.Perryman | C D.Brunskill | ILB K.Murray |
| RT ... J.Alt | LB D.Henley | RG D.Radunz | LB J.Gibbens |
| WR ... J.Reagor | S D.James | RT L.Watson | CB R.McCrear |
| TE ... W.Dissly | S A.Gilman | WR ... C.Ridley | CB D.Baker |
| WR ... L.McConkey | CB C.Hart | WR ... T.Boyd | CB J.Brownlee |
| QB ... J.Herbert | CB E.Molden | QB ... W.Lewis | S A.Hooker |
| RB ... J.Dobbins | CB T.Still | RB ... T.Pollard | S M.Brown |

WEEK 11 vs. CINCINNATI



**BENGALS 27
CHARGERS 34**

Sunday, Nov. 17, 2024
SoFi Stadium – Inglewood, Calif.



GAME STATISTICS

| TEAM | 1 | 2 | 3 | 4 | OT | F |
|---------------|---|----|----|---|----|----|
| Cincinnati | 3 | 3 | 14 | 7 | — | 27 |
| L.A. Chargers | 7 | 17 | 3 | 7 | — | 34 |

SCORING SUMMARY

| Team | Q | Time | Play |
|----------|---|-------|--|
| Bengals | 1 | 6:27 | E.McPherson 26 yd. Field Goal |
| Chargers | 1 | 3:34 | W.Dissly 29 yd. pass from J.Herbert (C.Dicker kick) |
| Bengals | 2 | 12:54 | E.McPherson 27 yd. Field Goal |
| Chargers | 2 | 11:02 | Q.Johnston 26 yd. pass from J.Herbert (C.Dicker kick) |
| Chargers | 2 | 4:35 | J.Dobbins 1 yd. run (C.Dicker kick) |
| Chargers | 2 | 0:00 | C.Dicker 19 yd. Field Goal |
| Chargers | 3 | 10:29 | C.Dicker 53 yd. Field Goal |
| Bengals | 3 | 5:27 | J.Chase 4 yd. pass from J.Burrow (E.McPherson kick) |
| Bengals | 3 | 2:53 | T.Higgins 42 yd. pass from J.Burrow (E.McPherson kick) |
| Bengals | 4 | 12:21 | J.Chase 17 yd. pass from J.Burrow (E.McPherson kick) |
| Chargers | 4 | 0:18 | J.Dobbins 29 yd. run (C.Dicker kick) |

TEAM STATISTICS

| | CIN | LAC |
|--------------------------|--------------|--------------|
| FIRST DOWNS: | 24 | 24 |
| TOTAL NET YARDS: | 452 | 435 |
| NET RUSHING YARDS: | 110 | 155 |
| NET PASSING YARDS: | 342 | 280 |
| PENALTIES/YARDS: | 8-56 | 5-50 |
| 3RD DOWN EFFICIENCY (%): | 5-17 (29.4%) | 3-11 (27.3%) |
| PUNTS/AVERAGE: | 5-50.0 | 6-46.7 |
| SACKS/YARDS: | 2/17 | 3/14 |
| FUMBLES/LOST: | 0-0 | 1-1 |
| POINTS OFF TURNOVERS: | 7 | 0 |
| AVG. DRIVE START: | OWN 29 | OWN 29 |
| TIME OF POSSESSION: | 34:08 | 25:52 |

INDIVIDUAL TOP PERFORMERS



PASSING

| J.Herbert | CMP | ATT | YDS | TD | INT | RT | J.Burrow | CMP | ATT | YDS | TD | INT | RT |
|-----------|-----|-----|-----|----|-----|------|----------|-----|-----|-----|----|-----|------|
| J.Herbert | 17 | 36 | 297 | 2 | 0 | 94.3 | J.Burrow | 28 | 50 | 356 | 3 | 0 | 98.4 |

RUSHING

| J.Herbert | ATT | YDS | AVG | LG | TD | C.Brown | ATT | YDS | AVG | LG | TD |
|-----------|-----|-----|------|----|----|----------|-----|-----|------|----|----|
| J.Herbert | 5 | 65 | 13.0 | 30 | 0 | C.Brown | 22 | 86 | 3.9 | 27 | 0 |
| J.Dobbins | 11 | 56 | 5.1 | 29 | 2 | J.Burrow | 2 | 28 | 14.0 | 14 | 0 |

RECEIVING

| L.McConkey | REC | YDS | AVG | LG | TD | T.Higgins | REC | YDS | AVG | LG | TD |
|------------|-----|-----|------|----|----|-----------|-----|-----|------|----|----|
| L.McConkey | 6 | 123 | 20.5 | 28 | 0 | T.Higgins | 9 | 148 | 16.4 | 42 | 1 |
| W.Dissly | 4 | 80 | 20.0 | 29 | 1 | J.Chase | 7 | 75 | 10.7 | 32 | 2 |
| Q.Johnston | 2 | 48 | 24.0 | 26 | 1 | C.Brown | 5 | 57 | 11.4 | 34 | 0 |
| J.Palmer | 2 | 23 | 11.5 | 12 | 0 | A.Iosivas | 3 | 46 | 15.3 | 27 | 0 |

TACKLES (SOLO) - LAC: D.Henley 11 (5), D.James 10 (7), A.Gilman 6 (4); **CIN:** G.Stone 9 (8), L.Wilson 8 (4), G.Pratt 8 (4).

SACKS - LAC: T.Tuipulotu 1.5-5, P.Ford 1-7, D.James 0.5-2; **CIN:** J.Ossai 1-12, T.Hendrickson 0.5-2.5, C.Taylor-Britt 0.5-2.5.

INTERCEPTIONS - LAC: None; **CIN:** None.

STARTERS

| | | | |
|--------------------|--------------------|--------------------|---------------------|
| WR ... Q.Johnston | DL P.Ford | WR ... T.Higgins | DE S.Hubbard |
| TE T.Fisk | DL ... O.Ogbonnia | LT C.Ford | DT B.Hill |
| LT R.Slater | OLB .. T.Tuipulotu | LG C.Volson | DE K.Jenkins |
| LG Z.Johnson | OLB J.Bosa | C T.Karras | RDE ..T.Hendrickson |
| C B.Bozeman | LB ... D.Perryman | RG ... A.Cappa | LB L.Wilson |
| RG ... J.Pipkins | LB D.Henley | RT ... A.Mims | LB G.Pratt |
| RT ... J.Alt | CB C.Hart | WR ... J.Chase | NCB M.Hilton |
| WR ... L.McConkey | CB E.Molden | TE ... D.Sample | CB ..C.Taylor-Britt |
| WR ... J.Palmer | CB K.Fulton | TE M.Gesicki | CB D.Turner |
| QB ... J.Herbert | CB D.James | QB ... J.Burrow | S G.Stone |
| RB ... G.Edwards | S A.Gilman | HB C.Brown | S V.Bell |

2024 GAME SUMMARIES

WEEK 12 vs. BALTIMORE



**RAVENS 30
CHARGERS 23**

Monday, Nov. 25, 2024
SoFi Stadium – Inglewood, Calif.



GAME STATISTICS

| TEAM | 1 | 2 | 3 | 4 | OT | F |
|---------------|---|----|---|----|----|----|
| Baltimore | 0 | 14 | 3 | 13 | — | 30 |
| L.A. Chargers | 7 | 6 | 3 | 7 | — | 23 |

SCORING SUMMARY

| Team | Q | Time | Play |
|----------|---|-------|--|
| Chargers | 1 | 9:45 | J.Herbert 5 yd. run (C.Dicker kick) |
| Chargers | 2 | 11:26 | C.Dicker 42 yd. Field Goal |
| Ravens | 2 | 7:48 | L.Jackson 10 yd. run (J.Tucker kick) |
| Ravens | 2 | 0:24 | R.Bateman 40 yd. pass from L.Jackson (J.Tucker kick) |
| Chargers | 2 | 0:00 | C.Dicker 52 yd. Field Goal |
| Ravens | 3 | 9:29 | J.Tucker 45 yd. Field Goal |
| Chargers | 3 | 4:08 | C.Dicker 52 yd. Field Goal |
| Ravens | 4 | 12:32 | M.Andrews 6 yd. pass from L.Jackson (pass failed) |
| Ravens | 4 | 7:24 | J.Hill 51 yd. run (J.Tucker kick) |
| Chargers | 4 | 0:46 | G.Edwards 1 yd. run (C.Dicker kick) |

TEAM STATISTICS

| | BAL | LAC |
|--------------------------|--------------|--------------|
| FIRST DOWNS: | 19 | 19 |
| TOTAL NET YARDS: | 389 | 285 |
| NET RUSHING YARDS: | 212 | 83 |
| NET PASSING YARDS: | 177 | 202 |
| PENALTIES/YARDS: | 9-102 | 7-62 |
| 3RD DOWN EFFICIENCY (%): | 8-15 (53.3%) | 5-14 (35.7%) |
| PUNTS/AVERAGE: | 3-54.3 | 4-41.3 |
| SACKS/YARDS: | 4/16 | 1/0 |
| FUMBLES/LOST: | 0-0 | 1-0 |
| POINTS OFF TURNOVERS: | 0 | 0 |
| AVG. DRIVE START: | OWN 26 | OWN 31 |
| TIME OF POSSESSION: | 30:57 | 29:03 |

INDIVIDUAL TOP PERFORMERS



PASSING

| | CMP | ATT | YDS | TD | INT | RT |
|-----------|-----|-----|-----|----|-----|-------|
| J.Herbert | 21 | 36 | 218 | 0 | 0 | 75.9 |
| L.Jackson | 16 | 22 | 177 | 2 | 0 | 126.4 |

RUSHING

| | ATT | YDS | AVG | LG | TD |
|-----------|-----|-----|------|----|----|
| J.Dobbins | 6 | 40 | 6.7 | 17 | 0 |
| J.Herbert | 4 | 29 | 7.3 | 12 | 1 |
| D.Henry | 24 | 140 | 5.8 | 27 | 0 |
| J.Hill | 4 | 55 | 13.8 | 51 | 1 |

RECEIVING

| | REC | YDS | AVG | LG | TD |
|------------|-----|-----|------|----|----|
| L.McConkey | 6 | 83 | 13.8 | 19 | 0 |
| W.Dissly | 4 | 47 | 11.8 | 18 | 0 |
| J.Palmer | 3 | 38 | 12.7 | 17 | 0 |
| J.Dobbins | 3 | 19 | 6.3 | 11 | 0 |
| Z.Flowers | 5 | 62 | 12.4 | 25 | 0 |
| M.Andrews | 5 | 44 | 8.8 | 16 | 1 |
| R.Bateman | 2 | 43 | 21.5 | 40 | 1 |
| J.Hill | 2 | 7 | 3.5 | 9 | 0 |

TACKLES (SOLO) - LAC: D.Henley 10 (4), N.Niemann 8 (4), T.Still 7 (4); **BAL:** M.Harrison 12 (6), N.Wiggins 6 (6), A.Washington 4 (4).

SACKS - LAC: D.James Jr. 1-0; **BAL:** K.Van Noy 1-8, B.Stephens 1-4, O.Oweh 1-3, J.Tupou 1-1.

INTERCEPTIONS - LAC: None; **BAL:** None.

STARTERS

| | | | |
|-------------------|--------------------|-----------------------|---------------------|
| TE..... T.Fisk | OLB..... K.Mack | TE..... M.Andrews | OLB... T.Robinson |
| LT..... R.Slater | DL..... O.Ogbonnia | LT..... R.Stanley | DT... N.Madubuike |
| LG..... Z.Johnson | DL..... P.Ford | LG..... P.Mekari | DT..... T.Jones |
| C..... B.Bozeman | OLB..... J.Bosa | C..... T.Linderbaum | DL... B.Washington |
| RG..... T.Pipkins | LB..... D.Henley | RG..... D.Faalele | WLB... T.Simpson |
| RT..... J.Alt | LB..... T.Dye | RT..... R.Rosengarten | LB..... K.Welch |
| WR... J.Palmer | CB..... E.Molden | TE..... I.Likely | LB..... M.Harrison |
| WR... Q.Johnston | CB..... K.Fulton | WR.... R.Bateman | CB.... B.Stephens |
| QB.... J.Herbert | CB..... T.Still | WR.... Z.Flowers | CB... M.Humphrey |
| FB.... S.Matlock | S..... D.James | QB.... L.Jackson | S..... A.Washington |
| RB.... J.Dobbins | S..... A.Gilman | RB.... D.Henry | S..... K.Hamilton |

WEEK 13 AT ATLANTA



**CHARGERS 17
FALCONS 13**

Sunday, Dec. 1, 2024
Mercedes-Benz Stadium – Atlanta, Ga.



GAME STATISTICS

| TEAM | 1 | 2 | 3 | 4 | OT | F |
|---------------|---|---|---|---|----|----|
| L.A. Chargers | 3 | 6 | 8 | 0 | — | 17 |
| Atlanta | 7 | 0 | 6 | 0 | — | 13 |

SCORING SUMMARY

| Team | Q | Time | Play |
|----------|---|-------|--|
| Falcons | 1 | 3:59 | B.Robinson 2 yd. run (Y.Koo kick) |
| Chargers | 1 | 1:39 | C.Dicker 45 yd. Field Goal |
| Chargers | 2 | 11:08 | C.Dicker 51 yd. Field Goal |
| Chargers | 2 | 0:58 | C.Dicker 34 yd. Field Goal |
| Falcons | 3 | 7:23 | Y.Koo 41 yd. Field Goal |
| Chargers | 3 | 1:39 | T.Still 61 yd. interception return (J.Herbert-J.Palmer pass) |
| Falcons | 3 | 0:03 | Y.Koo 26 yd. Field Goal |

TEAM STATISTICS

| | LAC | ATL |
|--------------------------|--------------|--------------|
| FIRST DOWNS: | 10 | 24 |
| TOTAL NET YARDS: | 187 | 350 |
| NET RUSHING YARDS: | 56 | 116 |
| NET PASSING YARDS: | 131 | 234 |
| PENALTIES/YARDS: | 7-33 | 2-10 |
| 3RD DOWN EFFICIENCY (%): | 3-11 (27.3%) | 3-14 (21.4%) |
| PUNTS/AVERAGE: | 3-48.7 | 2-41.0 |
| SACKS/YARDS: | 1-11 | 5/19 |
| FUMBLES/LOST: | 2-1 | 1-0 |
| POINTS OFF TURNOVERS: | 10 | 7 |
| AVG. DRIVE START: | OWN 26 | OWN 33 |
| TIME OF POSSESSION: | 24:05 | 35:55 |

INDIVIDUAL TOP PERFORMERS



PASSING

| | CMP | ATT | YDS | TD | INT | RT |
|-----------|-----|-----|-----|----|-----|------|
| J.Herbert | 16 | 23 | 147 | 0 | 0 | 86.7 |
| K.Cousins | 24 | 39 | 245 | 0 | 4 | 40.0 |

RUSHING

| | ATT | YDS | AVG | LG | TD |
|------------|-----|-----|-----|----|----|
| G.Edwards | 6 | 32 | 5.3 | 12 | 0 |
| K.Vidal | 4 | 20 | 5.0 | 16 | 0 |
| B.Robinson | 26 | 102 | 3.9 | 15 | 1 |
| T.Allgeier | 8 | 16 | 2.0 | 4 | 0 |

RECEIVING

| | REC | YDS | AVG | LG | TD |
|------------|-----|-----|------|----|----|
| L.McConkey | 9 | 117 | 13.0 | 48 | 0 |
| Q.Johnston | 2 | 12 | 6.0 | 8 | 0 |
| J.Palmer | 1 | 11 | 11.0 | 11 | 0 |
| S.Smartt | 1 | 3 | 3.0 | 3 | 0 |
| D.London | 9 | 86 | 9.6 | 17 | 0 |
| B.Robinson | 6 | 33 | 5.5 | 11 | 0 |
| R.McCloud | 4 | 95 | 23.8 | 60 | 0 |
| D.Mooney | 3 | 20 | 6.7 | 11 | 0 |

TACKLES (SOLO) - LAC: T.Dye 14 (7), D.James 10 (5), D.Henley 10 (3); **ATL:** K.Elliss 5 (3), C.Phillips 4 (3), D.Alford 4 (3).

SACKS - LAC: T.Tart 1.0-11; **ATL:** A.Ebiketie 2.0-2, K.Elliss 1-9, K.Street 1-7, D.Onyemata 1-1.

INTERCEPTIONS - LAC: T.Still 2-66-1, D.James 1-2-0, M.Maye 1-0-0; **ATL:** None.

STARTERS

| | | | |
|-------------------|--------------------|---------------------|-------------------|
| WR... L.McConkey | OLB..... K.Mack | TE..... K.Pitts | OLB..... M.Judon |
| TE..... T.Fisk | DL..... P.Ford | LT..... Ja.Matthews | DL... D.Onyemata |
| LT..... R.Slater | DL..... O.Ogbonnia | LG..... M.Bergeron | DL..... E.Goldman |
| LG..... Z.Johnson | OLB..... J.Bosa | C..... D.Dalman | DL..... G.Jarrett |
| C..... B.Bozeman | LB..... T.Dye | RG..... C.Lindstrom | OLB.... L.Carter |
| RG..... T.Pipkins | LB..... D.Henley | RT.... K.McGary | ILB... N.Landman |
| RT..... J.Alt | CB..... K.Fulton | WR... D.London | ILB.... K.Elliss |
| WR... D.Davis | CB..... E.Molden | WR.... R.McCloud | CB.... A.Terrell |
| QB.... J.Herbert | CB..... T.Still | WR.... D.Mooney | CB.... C.Phillips |
| FB.... S.Matlock | S..... D.James | QB.... K.Cousins | S..... J.Bates |
| RB.... G.Edwards | S..... T.Jefferson | RB.... B.Robinson | S..... J.Simmons |

2024 GAME SUMMARIES

WEEK 14 AT KANSAS CITY



CHARGERS 17 CHIEFS 19

Sunday, Dec. 8, 2024

GEHA Field at Arrowhead Stadium – Kansas City, Mo.



GAME STATISTICS

| TEAM | 1 | 2 | 3 | 4 | OT | F |
|---------------|---|----|----|---|----|----|
| L.A. Chargers | 0 | 0 | 14 | 3 | — | 17 |
| Kansas City | 3 | 10 | 0 | 6 | — | 19 |

SCORING SUMMARY

| Team | Q | Time | Play |
|----------|---|-------|--|
| Chiefs | 1 | 10:05 | M.Wright 47 yd. Field Goal |
| Chiefs | 2 | 7:47 | M.Wright 33 yd. Field Goal |
| Chiefs | 2 | 0:47 | D.Hopkins 9 yd. pass from P.Mahomes (M.Wright kick) |
| Chargers | 3 | 7:12 | G.Edwards 3 yd. run (C.Dicker kick) |
| Chargers | 3 | 3:30 | Q.Johnston 4 yd. pass from J.Herbert (C.Dicker kick) |
| Chiefs | 4 | 13:04 | M.Wright 50 yd. Field Goal |
| Chargers | 4 | 4:35 | C.Dicker 37 yd. Field Goal |
| Chiefs | 4 | 0:00 | M.Wright 31 yd. Field Goal |

TEAM STATISTICS

| | LAC | KC |
|--------------------------|--------------|--------------|
| FIRST DOWNS: | 20 | 20 |
| TOTAL NET YARDS: | 288 | 298 |
| NET RUSHING YARDS: | 94 | 96 |
| NET PASSING YARDS: | 194 | 202 |
| PENALTIES/YARDS: | 7-50 | 8-98 |
| 3RD DOWN EFFICIENCY (%): | 6-16 (46.2%) | 8-15 (53.3%) |
| PUNTS/AVERAGE: | 5-42.6 | 4-51.8 |
| SACKS/YARDS: | 3/8 | 3/19 |
| FUMBLES/LOST: | 1-0 | 0-0 |
| POINTS OFF TURNOVERS: | 0 | 0 |
| AVG. DRIVE START: | OWN 24 | OWN 24 |
| TIME OF POSSESSION: | 30:53 | 29:07 |

INDIVIDUAL TOP PERFORMERS



PASSING

| | CMP | ATT | YDS | TD | INT | RT |
|-----------|-----|-----|-----|----|-----|-------|
| J.Herbert | 21 | 30 | 213 | 1 | 0 | 101.1 |
| P.Mahomes | 24 | 37 | 210 | 1 | 0 | 88.8 |

RUSHING

| | ATT | YDS | AVG | LG | TD |
|-----------|-----|-----|-----|----|----|
| G.Edwards | 10 | 36 | 3.6 | 10 | 1 |
| K.Vidal | 8 | 34 | 4.3 | 8 | 0 |
| I.Pacheco | 14 | 55 | 3.9 | 9 | 0 |
| P.Mahomes | 4 | 17 | 4.3 | 10 | 0 |

RECEIVING

| | REC | YDS | AVG | LG | TD |
|------------|-----|-----|------|----|----|
| J.Palmer | 6 | 78 | 13.0 | 38 | 0 |
| Q.Johnston | 5 | 48 | 9.6 | 21 | 1 |
| S.Smartt | 3 | 54 | 18.0 | 24 | 0 |
| W.Dissly | 2 | 19 | 9.5 | 15 | 0 |
| T.Kelce | 5 | 45 | 9.0 | 13 | 0 |
| X.Worthy | 5 | 41 | 8.2 | 14 | 0 |
| D.Hopkins | 4 | 32 | 8.0 | 10 | 1 |
| N.Gray | 4 | 26 | 6.5 | 8 | 0 |

TACKLES (SOLO) - LAC: D.Henley 8 (6), T.Still 6 (6), T.Dye 6 (4); **KC:** C.Conner 8 (6), D.Tranquill 7 (4), N.Bolton 5 (5).

SACKS - LAC: D.James 1-6, J.Bosa 1-7, K.Mack 0.5-1, T.Tuipulotu 0.5-1; **KC:** T.Wharton 2-11, N.Bolton 1-8.

INTERCEPTIONS - LAC: None; **KC:** None.

STARTERS

| | | | |
|------------------|-------------------|--------------------|--------------------|
| WR.....J.Palmer | OLB.....K.Mack | WR.....D.Hopkins | DE.....G.Karlaftis |
| TE.....T.Fisk | DL.....P.Ford | TE.....N.Gray | DT.....C.Jones |
| LT.....R.Slater | DL.....O.Ogbonnia | LT.....D.Humphries | DT.....M.Pennel |
| LG.....Z.Johnson | OLB.....J.Bosa | LG.....J.Thuney | DE.....M.Danna |
| C.....B.Bozeman | LB.....T.Dye | C.....C.Humphrey | LB.....N.Bolton |
| RG.....T.Pipkins | LB.....D.Henley | RG.....T.Smith | LB.....D.Tranquill |
| RT.....J.Alt | CB.....K.Fulton | RT.....J.Taylor | LB.....L.Chenail |
| WR.....J.Reagor | CB.....T.Still | TE.....T.Kelce | CB.....T.McDuffie |
| QB.....J.Herbert | S.....D.James | WR.....X.Worthy | CB.....J.Williams |
| FB.....S.Matlock | S.....E.Molden | QB.....P.Mahomes | S.....J.Reid |
| RB.....G.Edwards | S.....M.Maye | RB.....I.Pacheco | S.....B.Cook |

WEEK 15 vs. TAMPA BAY



BUCCANEERS 40 CHARGERS 17

Sunday, Dec. 15, 2024

SoFi Stadium – Inglewood, Calif.



GAME STATISTICS

| TEAM | 1 | 2 | 3 | 4 | OT | F |
|---------------|---|----|----|----|----|----|
| Tampa Bay | 7 | 6 | 17 | 10 | — | 40 |
| L.A. Chargers | 7 | 10 | 0 | 0 | — | 17 |

SCORING SUMMARY

| Team | Q | Time | Play |
|------------|---|-------|--|
| Buccaneers | 1 | 11:14 | J.McMillan 26 yd. pass from B.Mayfield (C.McLaughlin kick) |
| Chargers | 1 | 6:18 | L.McConkey 7 yd. pass from J.Herbert (C.Dicker kick) |
| Buccaneers | 2 | 13:41 | C.McLaughlin 22 yd. Field Goal |
| Chargers | 2 | 8:47 | C.Dicker 41 yd. Field Goal |
| Chargers | 2 | 7:12 | Q.Johnston 13 yd. pass from J.Herbert (C.Dicker kick) |
| Buccaneers | 2 | 0:33 | C.McLaughlin 37 yd. Field Goal |
| Buccaneers | 3 | 10:23 | M.Evans 57 yd. pass from B.Mayfield (C.McLaughlin kick) |
| Buccaneers | 3 | 5:06 | C.McLaughlin 42 yd. Field Goal |
| Buccaneers | 3 | 1:36 | M.Evans 35 yd. pass from B.Mayfield (C.McLaughlin kick) |
| Buccaneers | 4 | 7:37 | R.White 11 yd. pass from B.Mayfield (C.McLaughlin kick) |
| Buccaneers | 4 | 2:51 | C.McLaughlin 43 yd. Field Goal |

TEAM STATISTICS

| | TB | LAC |
|--------------------------|--------------|------------|
| FIRST DOWNS: | 24 | 14 |
| TOTAL NET YARDS: | 506 | 206 |
| NET RUSHING YARDS: | 223 | 32 |
| NET PASSING YARDS: | 283 | 174 |
| PENALTIES/YARDS: | 8-83 | 7-60 |
| 3RD DOWN EFFICIENCY (%): | 9-15 (60.0%) | 0-6 (0.0%) |
| PUNTS/AVERAGE: | 0-0.0 | 3-47.0 |
| SACKS/YARDS: | 3/25 | 1/5 |
| FUMBLES/LOST: | 1-1 | 2-1 |
| POINTS OFF TURNOVERS: | 7 | 7 |
| AVG. DRIVE START: | OWN 36 | OWN 33 |
| TIME OF POSSESSION: | 36:48 | 23:12 |

INDIVIDUAL TOP PERFORMERS



PASSING

| | CMP | ATT | YDS | TD | INT | RT |
|------------|-----|-----|-----|----|-----|-------|
| J.Herbert | 21 | 33 | 195 | 2 | 1 | 87.3 |
| B.Mayfield | 22 | 27 | 288 | 4 | 1 | 135.3 |

RUSHING

| | ATT | YDS | AVG | LG | TD |
|-----------|-----|-----|-----|----|----|
| G.Edwards | 8 | 23 | 2.9 | 8 | 0 |
| K.Vidal | 3 | 9 | 3.0 | 7 | 0 |
| B.Irving | 15 | 117 | 7.8 | 54 | 0 |
| R.White | 15 | 64 | 4.3 | 11 | 0 |

RECEIVING

| | REC | YDS | AVG | LG | TD |
|------------|-----|-----|------|----|----|
| L.McConkey | 5 | 58 | 11.6 | 20 | 1 |
| S.Smartt | 5 | 50 | 10.0 | 31 | 0 |
| Q.Johnston | 5 | 45 | 9.0 | 13 | 1 |
| D.Chark | 2 | 16 | 8.0 | 12 | 0 |
| M.Evans | 9 | 159 | 17.7 | 57 | 2 |
| J.McMillan | 5 | 75 | 15.0 | 26 | 1 |
| C.Otton | 2 | 24 | 12.0 | 13 | 0 |
| R.White | 2 | 17 | 8.5 | 11 | 1 |

TACKLES (SOLO) - LAC: E.Molden 9 (7), T.Dye 9 (5), D.Henley 9 (3); **TB:** L.David 12 (8), J.Tryon 5 (4), Z.McCollum 4 (4).

SACKS - LAC: T.Dye 1-5; **TB:** L.David 1.5-15.5, L.Hall 1.5-9.5.

INTERCEPTIONS - LAC: T.Still 1-18-0; **TB:** J.Dean 1-0-0.

STARTERS

| | | | |
|-------------------|-------------------|-------------------|----------------------|
| WR.....Q.Johnston | OLB.....K.Mack | WR.....M.Evans | OLB.....A.Nelson |
| WR.....L.Shenault | DL.....P.Ford | LT.....T.Wirfs | DL.....C.Kancey |
| LT.....R.Slater | DL.....O.Ogbonnia | LG.....B.Bredeson | NT.....V.Vea |
| LG.....Z.Johnson | OLB.....J.Bosa | C.....G.Barton | DL.....L.Hall |
| C.....B.Bozeman | LB.....T.Dye | RG.....C.Mauch | OLB.....Y.Diaby |
| RG.....T.Pipkins | LB.....D.Henley | RT.....L.Goedeke | LB.....L.David |
| RT.....J.Alt | CB.....K.Fulton | WR.....J.McMillan | CB.....J.Dean |
| TE.....S.Smartt | CB.....T.Still | WR.....S.Shepard | CB.....Z.McCollum |
| WR.....L.McConkey | S.....D.James | QB.....B.Mayfield | S.....C.Izien |
| QB.....J.Herbert | S.....E.Molden | TE.....C.Otton | S.....K.Merriweather |
| RB.....G.Edwards | S.....T.Jefferson | RB.....R.White | S.....T.Smith |

2024 GAME SUMMARIES

WEEK 16 vs. DENVER



**BRONCOS 27
CHARGERS 34**

Thursday, Dec. 20, 2024
SoFi Stadium – Inglewood, Calif.



GAME STATISTICS

| TEAM | 1 | 2 | 3 | 4 | OT | F |
|---------------|---|----|---|----|----|----|
| Denver | 7 | 14 | 3 | 3 | — | 27 |
| L.A. Chargers | 7 | 6 | 6 | 15 | — | 34 |

SCORING SUMMARY

| Team | Q | Time | Play |
|----------|---|-------|--|
| Broncos | 1 | 7:34 | A.Estime 3 yd. run (W.Lutz kick) |
| Chargers | 1 | 3:09 | G.Edwards 1 yd. run (C.Dicker kick) |
| Broncos | 2 | 12:17 | M.Burton 1 yd. pass from B.Nix (W.Lutz kick) |
| Chargers | 2 | 8:50 | C.Dicker 37 yd. Field Goal |
| Broncos | 2 | 6:22 | D.Vele 6 yd. pass from B.Nix (W.Lutz kick) |
| Chargers | 2 | 0:00 | C.Dicker 57 yd. Field Goal |
| Broncos | 3 | 8:31 | W.Lutz 41 yd. Field Goal (11-47, 6:29) 24 13 |
| Chargers | 3 | 2:58 | G.Edwards 5 yd. run (run failed) (10-70, 5:33) 24 19 |
| Chargers | 4 | 12:23 | D.Davis 19 yd. pass from J.Herbert (J.Herbert-J.Palmer pass) |
| Chargers | 4 | 2:27 | H.Haskins 34 yd. pass from J.Herbert (C.Dicker kick) |
| Broncos | 4 | 0:57 | W.Lutz 55 yd. Field Goal |

TEAM STATISTICS

| | DEN | LAC |
|--------------------------|--------------|--------------|
| FIRST DOWNS: | 22 | 23 |
| TOTAL NET YARDS: | 355 | 380 |
| NET RUSHING YARDS: | 110 | 117 |
| NET PASSING YARDS: | 245 | 263 |
| PENALTIES/YARDS: | 7-61 | 2-8 |
| 3RD DOWN EFFICIENCY (%): | 5-13 (38.5%) | 6-12 (50.0%) |
| PUNTS/AVERAGE: | 5-45.6 | 3-41.7 |
| SACKS/YARDS: | 2-21 | 2-18 |
| FUMBLES/LOST: | 1-0 | 1-0 |
| POINTS OFF TURNOVERS: | 0 | 0 |
| AVG. DRIVE START: | OWN 29 | OWN 29 |
| TIME OF POSSESSION: | 32:23 | 27:37 |

INDIVIDUAL TOP PERFORMERS



PASSING

| J.Herbert | CMP | ATT | YDS | TD | INT | RT | B.Nix | CMP | ATT | YDS | TD | INT | RT |
|-----------|-----|-----|-----|----|-----|-------|-------|-----|-----|-----|----|-----|-------|
| J.Herbert | 23 | 31 | 284 | 2 | 1 | 110.1 | B.Nix | 29 | 40 | 263 | 2 | 0 | 106.6 |

RUSHING

| G.Edwards | ATT | YDS | AVG | LG | TD | A.Estime | ATT | YDS | AVG | LG | TD |
|-----------|-----|-----|-----|----|----|----------|-----|-----|-----|----|----|
| G.Edwards | 14 | 68 | 4.9 | 43 | 2 | A.Estime | 9 | 48 | 5.3 | 9 | 1 |
| J.Herbert | 8 | 28 | 3.5 | 18 | 0 | B.Nix | 3 | 25 | 8.3 | 15 | 0 |

RECEIVING

| L.McConkey | REC | YDS | AVG | LG | TD | D.Vele | REC | YDS | AVG | LG | TD |
|------------|-----|-----|------|----|----|----------|-----|-----|------|----|----|
| L.McConkey | 6 | 87 | 14.5 | 27 | 0 | D.Vele | 7 | 29 | 4.1 | 12 | 0 |
| J.Palmer | 3 | 41 | 13.7 | 24 | 0 | C.Sutton | 5 | 50 | 10.0 | 18 | 0 |
| S.Smartt | 3 | 37 | 12.3 | 19 | 0 | M.Mims | 3 | 62 | 20.7 | 53 | 0 |
| Q.Johnston | 3 | 18 | 6.0 | 6 | 0 | L.Krull | 3 | 21 | 7.0 | 10 | 0 |

TACKLES (SOLO) – LAC: D.Henley 10 (7), T.Jefferson 7 (4), K.Fulton 6 (6); **DEN:** B.Jones 10 (7), C.Barton 7 (5), P.Locke 6 (2).

SACKS – LAC: J.Bosa 1-8, B.Dupree 1-8; **DEN:** D.Tillman 1-10, D.Sanders 1-11.

INTERCEPTIONS – LAC: None; **DEN:** K.Abrams-Drain, 1-17-0.

STARTERS

| | | | |
|--------------------|----------------------|----------------------|--------------------------|
| WR..... J.Palmer | DL..... P.Ford | WR..... D.Vele | DT..... D.Jones |
| LT..... R.Slater | DL..... O.Ogbonnia | LT..... G.Bolles | DT..... J.Franklin-Myers |
| LG..... Z.Johnson | DL..... M.Fox | LG..... B.Powers | DE..... Z.Allen |
| C..... B.Bozeman | OLB..... K.Mack | C..... L.Wattenberg | OLB..... N.Bonitto |
| RG..... T.Pipkins | LB..... D.Perryman | RG..... Q.Meinerz | SLB..... J.Cooper |
| RT..... J.Alt | LB..... D.Henley | RT..... M.McGlinchey | ILB..... J.Strnad |
| TE..... S.Smartt | OLB..... T.Tuipulotu | OL..... M.Pearl | ILB..... C.Barton |
| WR..... L.McConkey | CB..... K.Fulton | TE..... A.Trautman | LCB..... P.Surtain |
| QB..... J.Herbert | CB..... T.Still | QB..... B.Nix | CB..... D.Mathis |
| RB..... G.Edwards | S..... D.James | TE..... N.Adkins | S..... B.Jones |
| FB..... S.Matlock | T.Jefferson | RB..... A.Estime | S..... P.Locke |

WEEK 17 AT NEW ENGLAND



**CHARGERS 40
PATRIOTS 7**

Saturday, Dec. 28, 2024
Gillette Stadium – Foxborough, Mass.



GAME STATISTICS

| TEAM | 1 | 2 | 3 | 4 | OT | F |
|---------------|---|----|----|----|----|----|
| L.A. Chargers | 7 | 13 | 10 | 10 | — | 40 |
| New England | 0 | 7 | 0 | 0 | — | 7 |

SCORING SUMMARY

| Team | Q | Time | Play |
|----------|---|-------|---|
| Chargers | 1 | 3:21 | D.Davis 23 yd. pass from J.Herbert (C.Dicker kick) |
| Chargers | 2 | 10:15 | C.Dicker 27 yd. Field Goal |
| Chargers | 2 | 2:55 | L.McConkey 6 yd. pass from J.Herbert (C.Dicker kick) |
| Patriots | 2 | 1:24 | D.Douglas 36 yd. pass from D.Maye (J.Slye kick) |
| Chargers | 2 | 0:02 | C.Dicker 38 yd. Field Goal |
| Chargers | 3 | 7:37 | L.McConkey 40 yd. pass from J.Herbert (C.Dicker kick) |
| Chargers | 3 | 5:43 | C.Dicker 41 yd. Field Goal |
| Chargers | 4 | 11:58 | J.Dobbins 2 yd. run (C.Dicker kick) |
| Chargers | 4 | 3:47 | C.Dicker 35 yd. Field Goal |

TEAM STATISTICS

| | LAC | NE |
|--------------------------|---------------|--------------|
| FIRST DOWNS: | 29 | 11 |
| TOTAL NET YARDS: | 428 | 181 |
| NET RUSHING YARDS: | 147 | 96 |
| NET PASSING YARDS: | 281 | 85 |
| PENALTIES/YARDS: | 6-54 | 7-60 |
| 3RD DOWN EFFICIENCY (%): | 10-17 (58.8%) | 2-10 (20.0%) |
| PUNTS/AVERAGE: | 2-46.0 | 4-55.0 |
| SACKS/YARDS: | 4/30 | 0/0 |
| FUMBLES/LOST: | 0-0 | 1-1 |
| POINTS OFF TURNOVERS: | 7 | 0 |
| AVG. DRIVE START: | OWN 34 | OWN 29 |
| TIME OF POSSESSION: | 40:34 | 19:26 |

INDIVIDUAL TOP PERFORMERS



PASSING

| J.Herbert | CMP | ATT | YDS | TD | INT | RT | D.Maye | CMP | ATT | YDS | TD | INT | RT |
|-----------|-----|-----|-----|----|-----|-------|--------|-----|-----|-----|----|-----|------|
| J.Herbert | 26 | 38 | 281 | 3 | 0 | 116.2 | D.Maye | 12 | 22 | 117 | 1 | 0 | 84.8 |

RUSHING

| J.Dobbins | ATT | YDS | AVG | LG | TD | A.Gibson | ATT | YDS | AVG | LG | TD |
|-----------|-----|-----|-----|----|----|----------|-----|-----|-----|----|----|
| J.Dobbins | 19 | 76 | 4.0 | 13 | 1 | A.Gibson | 12 | 63 | 5.3 | 20 | 0 |
| H.Haskins | 8 | 30 | 3.8 | 8 | 0 | D.Maye | 6 | 32 | 5.3 | 12 | 0 |

RECEIVING

| L.McConkey | REC | YDS | AVG | LG | TD | D.Douglas | REC | YDS | AVG | LG | TD |
|------------|-----|-----|------|----|----|-----------|-----|-----|------|----|----|
| L.McConkey | 8 | 94 | 11.8 | 40 | 2 | D.Douglas | 4 | 46 | 11.5 | 36 | 1 |
| Q.Johnston | 5 | 48 | 9.6 | 19 | 0 | K.Boutte | 4 | 28 | 7.0 | 9 | 0 |
| J.Palmer | 4 | 41 | 10.3 | 19 | 0 | A.Hooper | 3 | 19 | 6.3 | 9 | 0 |
| D.Davis | 2 | 29 | 14.5 | 23 | 1 | K.Bourne | 2 | 22 | 11.0 | 18 | 0 |

TACKLES (SOLO) – LAC: K.Fulotn 5 (5), T.Dye 5 (4), T.Still 4 (4); **NE:** J.Tavai 10 (5), K.Dugger 9 (6), D.Godchaux 8 (3).

SACKS – LAC: D. James Jr. 2-21, K.Mack 1-7, T.Tuipulotu 1-2; **NE:** None.

INTERCEPTIONS – LAC: None; **NE:** None.

STARTERS

| | | | |
|--------------------|--------------------|---------------------|--------------------|
| WR..... L.McConkey | OLB..... K.Mack | TE..... H.Henry | OLB.. A.Jennings |
| TE..... T.Fisk | DL..... O.Ogbonnia | WR..... D.Douglas | DT..... J.Pharms |
| LT..... R.Slater | DL..... P.Ford | LT..... V.Lowe | DT..... D.Godchaux |
| LG..... Z.Johnson | OLB..... J.Bosa | LG..... L.Robinson | DT..... D.Ekual |
| C..... B.Bozeman | LB..... T.Dye | C..... C.Strange | DE..... D.Wise |
| RG..... J.Salyer | LB..... D.Henley | RG..... M.Onwenu | LB..... J.Tavai |
| RT..... J.Alt | CB..... K.Fulton | RT..... D.Jacobs | LB..... S.Takitaki |
| WR..... Q.Johnston | CB..... T.Still | WR..... K.Bourne | CB..... C.Gonzalez |
| QB..... J.Herbert | S..... D.James | WR..... K.Boutte | CB..... A.Austin |
| FB..... S.Matlock | S..... E.Molden | QB..... D.Maye | S..... K.Dugger |
| RB..... J.Dobbins | S..... T.Jefferson | RB..... R.Stevenson | S..... M.Mapu |

2024 GAME SUMMARIES

WEEK 18 AT LAS VEGAS



**CHARGERS 34
RAIDERS 20**



Sunday, Jan. 5, 2025
Allegiant Stadium – Las Vegas, Nev.

GAME STATISTICS

| TEAM | 1 | 2 | 3 | 4 | OT | F |
|---------------|---|----|---|----|----|----|
| L.A. Chargers | 3 | 14 | 3 | 14 | — | 34 |
| Las Vegas | 3 | 7 | 3 | 7 | — | 20 |

SCORING SUMMARY

| Team | Q | Time | Play |
|----------|---|-------|---|
| Raiders | 1 | 2:46 | D.Carlson 40 yd. Field Goal |
| Chargers | 1 | 0:11 | C.Dicker 33 yd. Field Goal |
| Raiders | 2 | 13:04 | J.Meyers 25 yd. pass from A.O'Connell |
| Chargers | 2 | 5:28 | C.Dicker 32 yd. Field Goal |
| Chargers | 2 | 1:05 | C.Dicker 49 yd. Field Goal |
| Chargers | 2 | 0:10 | D.Chark 6 yd. pass from J.Herbert (J.Herbert-L.McConkey pass) |
| Chargers | 3 | 7:10 | C.Dicker 20 yd. Field Goal (13-69, 7:50) 20 10 |
| Raiders | 3 | 2:15 | D.Carlson 47 yd. Field Goal |
| Chargers | 4 | 13:32 | W.Dissly 2 yd. pass from J.Herbert (C.Dicker kick) |
| Chargers | 4 | 3:38 | H.Haskins 2 yd. run (C.Dicker kick) |
| Raiders | 4 | 0:25 | B.Bowers 12 yd. pass from A.O'Connell (D.Carlson kick) |

TEAM STATISTICS

| | LAC | LV |
|--------------------------|--------------|-------------|
| FIRST DOWNS: | 26 | 16 |
| TOTAL NET YARDS: | 473 | 264 |
| NET RUSHING YARDS: | 137 | 39 |
| NET PASSING YARDS: | 336 | 225 |
| PENALTIES/YARDS: | 7-40 | 3-28 |
| 3RD DOWN EFFICIENCY (%): | 7-14 (50.0%) | 2-9 (22.2%) |
| PUNTS/AVERAGE: | 1-47.0 | 3-60.0 |
| SACKS/YARDS: | 0-0 | 1-10 |
| FUMBLES/LOST: | 1-0 | 0-0 |
| POINTS OFF TURNOVERS: | 7 | 0 |
| AVG. DRIVE START: | OWN 32 | OWN 31 |
| TIME OF POSSESSION: | 38:58 | 21:02 |

INDIVIDUAL TOP PERFORMERS



PASSING

| | CMP | ATT | YDS | TD | INT | RT | | CMP | ATT | YDS | TD | INT | RT |
|-----------|-----|-----|-----|----|-----|-------|-------------|-----|-----|-----|----|-----|------|
| J.Herbert | 28 | 36 | 346 | 2 | 0 | 125.2 | A.O'Connell | 24 | 34 | 214 | 2 | 1 | 94.5 |

RUSHING

| | ATT | YDS | AVG | LG | TD | | ATT | YDS | AVG | LG | TD |
|-----------|-----|-----|------|----|----|-------------|-----|-----|-----|----|----|
| J.Dobbins | 18 | 63 | 3.5 | 10 | 0 | A.Mattison | 6 | 20 | 3.3 | 11 | 0 |
| J.Herbert | 4 | 42 | 10.5 | 41 | 0 | A.O'Connell | 4 | 13 | 3.3 | 9 | 0 |

RECEIVING

| | REC | YDS | AVG | LG | TD | | REC | YDS | AVG | LG | TD |
|------------|-----|-----|------|----|----|------------|-----|-----|------|----|----|
| Q.Johnston | 13 | 186 | 14.3 | 39 | 0 | J.Meyers | 9 | 123 | 13.7 | 25 | 1 |
| L.McConkey | 5 | 95 | 19.0 | 47 | 0 | B.Bowers | 4 | 50 | 12.5 | 21 | 1 |
| W.Dissly | 5 | 42 | 8.4 | 15 | 1 | M.Mayer | 4 | 21 | 5.3 | 11 | 0 |
| J.Dobbins | 3 | 12 | 4.0 | 9 | 0 | A.Mattison | 4 | 11 | 2.8 | 6 | 0 |

TACKLES (SOLO) – LAC: T.Still 7 (5), T.Dye 5 (3), D.Henley 5 (2); **LV:** R.Spillane 16 (6), D.Richardson 10 (5), I.Pola-Mao 8 (4).

SACKS – LAC: None; **LV:** A.Butler 1-10.

INTERCEPTIONS – LAC: D.Henley 1-4-0; **LV:** None.

STARTERS

| | | | |
|-------------------|-------------------|-------------------------|---------------------|
| WR.....L.McConkey | OLB.....K.Mack | TE.....H.Bryant | DE.....C.Snowden |
| WR.....Q.Johnston | DL.....O.Ogbonnia | TE.....M.Mayer | DT.....A.Butler |
| LT.....J.Alt | DL.....P.Ford | LT.....K.Miller | DT.....J.Jenkins |
| LG.....Z.Johnson | DL.....M.Fox | LG.....J.Powers-Johnson | DT.....J.Laulu |
| C.....B.Bozeman | OLB...T.Tuipulotu | C.....A.James | OLB.....D.Deablo |
| RG.....J.Salyer | LB.....D.Henley | RG.....D.Parham | MLB.....R.Spillane |
| RT.....T.Pipkins | LB.....J.Colson | RT.....D.Glaze | CB.....D.Richardson |
| TE.....W.Dissly | CB.....K.Fulton | TE.....B.Bowers | CB.....J.Jones |
| QB.....J.Herbert | CB.....T.Still | WR.....J.Meyers | S.....T.Harper |
| FB.....S.Matlock | S.....A.Gilman | QB.....A.O'Connell | S.....T.Moehrig |
| RB.....J.Dobbins | S.....D.James | RB.....A.Mattison | S.....I.Pola-Mao |

2024 LOS ANGELES CHARGERS NUMERICAL ROSTER

ACTIVE ROSTER

| No. | Name | Pos. | Ht. | Wt. | Age | Exp. | College | Hometown | How Acq. |
|-----|----------------------|-------|------|-----|-----|------|-----------------------|---------------------------|---------------|
| 0 | Daiyan Henley | LB | 6-0 | 225 | 25 | 2 | Washington State | Los Angeles, Calif. | D3-'23 |
| 1 | Quentin Johnston | WR | 6-2 | 208 | 23 | 2 | TCU | Temple, Texas | D1-'23 |
| 2 | Easton Stick | QB | 6-1 | 224 | 29 | 6 | North Dakota State | Omaha, Neb. | D5-'19 |
| 3 | Derwin James Jr. | S | 6-2 | 215 | 28 | 7 | Florida State | Haines City, Fla. | D1-'18 |
| 4 | Gus Edwards | RB | 6-1 | 238 | 29 | 7 | Rutgers | Staten Island, N.Y. | UFA (Bal)-'24 |
| 5 | Joshua Palmer | WR | 6-1 | 210 | 25 | 4 | Tennessee | Brampton, Ontario, Canada | D3a-'21 |
| 6 | Denzel Perryman | LB | 5-11 | 240 | 32 | 10 | Miami | Coral Gables, Fla. | UFA (Hou)-'24 |
| 7 | Kristian Fulton | CB | 5-11 | 197 | 26 | 5 | Louisiana State | New Orleans, La. | UFA (Ten)-'24 |
| 8 | Taylor Heinicke | QB | 6-1 | 210 | 31 | 7 | Old Dominion | Atlanta, Ga. | T (Atl)-'24 |
| 9 | DJ Chark Jr. | WR | 6-3 | 200 | 28 | 7 | Louisiana State | Alexandria, La. | FA-'24 |
| 10 | Justin Herbert | QB | 6-6 | 236 | 26 | 5 | Oregon | Eugene, Ore. | D1a-'20 |
| 11 | Cameron Dicker | K | 6-1 | 216 | 24 | 3 | Texas | Austin, Texas | FA-'22 |
| 12 | Derius Davis | WR | 5-8 | 165 | 24 | 2 | TCU | St. Francisville, La. | D4-'23 |
| 15 | Ladd McConkey | WR | 6-0 | 185 | 23 | R | Georgia | Chatsworth, Ga. | D2-'24 |
| 16 | JK Scott | P | 6-5 | 208 | 29 | 6 | Alabama | Denver, Colo. | FA-'22 |
| 20 | Cam Hart | CB | 6-2 | 207 | 24 | R | Notre Dame | Baltimore, Md. | D5b-'24 |
| 23 | Tony Jefferson | S | 5-11 | 212 | 32 | 10 | Oklahoma | Chula Vista, Calif. | FA-'24 |
| 25 | Junior Colson | LB | 6-3 | 247 | 22 | R | Michigan | Franklin, Tenn. | D3-'24 |
| 27 | J.K. Dobbins | RB | 5-10 | 215 | 26 | 5 | Ohio State | La Grange, Texas | UFA (Bal)-'24 |
| 28 | Hassan Haskins | RB | 6-2 | 228 | 25 | 3 | Michigan | St. Louis, Mo. | W (Ten)-'24 |
| 29 | Tarheeb Still | CB | 6-1 | 196 | 22 | R | Maryland | Sicklerville, N.J. | D5a-'24 |
| 30 | Kimani Vidal | RB | 5-8 | 215 | 23 | R | Troy | Marietta, Ga. | D6-'24 |
| 31 | Nick Niemann | LB | 6-3 | 234 | 27 | 4 | Iowa | Sycamore, Ill. | D6a-'21 |
| 32 | Alohi Gilman | S | 5-10 | 201 | 27 | 5 | Notre Dame | Laie, Hawaii | D6-'20 |
| 33 | Deane Leonard | DB | 6-0 | 195 | 25 | 3 | Mississippi | Calgary, Alberta, Canada | D7a-'22 |
| 36 | Ja'Sir Taylor | DB | 5-10 | 185 | 25 | 3 | Wake Forest | Asbury Park, N.J. | D6b-'22 |
| 42 | Tucker Fisk | TE | 6-4 | 285 | 25 | 2 | Stanford | Davis, Calif. | FA-'24 |
| 43 | Troy Dye | LB | 6-3 | 225 | 28 | 5 | Oregon | Norco, Calif. | UFA (Min)-'24 |
| 44 | Scott Matlock | FB/DL | 6-4 | 296 | 24 | 2 | Boise State | Homedale, Idaho | D6-'23 |
| 45 | Tuli Tuipulotu | OLB | 6-3 | 266 | 22 | 2 | Southern California | Hawthorne, Calif. | D2-'23 |
| 47 | Josh Harris | LS | 6-1 | 224 | 35 | 13 | Auburn | Carrollton, Ga. | UFA (Atl)-'22 |
| 48 | Bud Dupree | OLB | 6-4 | 269 | 31 | 10 | Kentucky | Macon, Ga. | FA-'24 |
| 52 | Khalil Mack | DLB | 6-3 | 269 | 33 | 11 | Buffalo | Fort Pierce, Fla. | T (Chi)-'22 |
| 56 | Morgan Fox | DL | 6-3 | 275 | 30 | 8 | Colorado State-Pueblo | Fountain, Colo. | FA-'22 |
| 58 | Shaquille Quarterman | LB | 6-0 | 234 | 27 | 5 | Miami | Orange Park, Fla. | FA-'24 |
| 62 | Sam Mustipher | C | 6-3 | 306 | 29 | 5 | Notre Dame | Owings Mills, Md. | FA-'24 |
| 64 | Brenden Jaimes | OL | 6-5 | 300 | 25 | 4 | Nebraska | Austin, Texas | D5-'21 |
| 68 | Jamaree Salyer | OL | 6-4 | 325 | 24 | 3 | Georgia | Atlanta, Ga. | D6a-'22 |
| 70 | Rashawn Slater | T | 6-4 | 315 | 25 | 4 | Northwestern | Sugar Land, Texas | D1-'21 |
| 71 | Jordan McFadden | OL | 6-2 | 303 | 25 | 2 | Clemson | Spartanburg, S.C. | D5-'23 |
| 73 | Foster Sarell | T | 6-6 | 322 | 26 | 3 | Stanford | Tacoma, Wash. | FA-'21 |
| 75 | Bradley Bozeman | C | 6-5 | 325 | 30 | 7 | Alabama | Roanoke, Ala. | FA-'24 |
| 76 | Joe Alt | T | 6-8 | 322 | 21 | R | Notre Dame | North Oaks, Minn. | D1-'24 |
| 77 | Zion Johnson | G | 6-3 | 316 | 25 | 3 | Boston College | Bowie, Md. | D1-'22 |
| 79 | Trey Pipkins III | G/T | 6-6 | 307 | 28 | 6 | Sioux Falls | Apple Valley, Minn. | D3-'19 |
| 81 | Will Dissly | TE | 6-4 | 265 | 28 | 7 | Washington | Bozeman, Mont. | FA-'24 |
| 84 | Stone Smartt | TE | 6-4 | 226 | 26 | 3 | Old Dominion | Sacramento, Calif. | FA-'22 |
| 88 | Hayden Hurst | TE | 6-4 | 245 | 31 | 7 | South Carolina | Jacksonville, Fla. | FA-'24 |
| 90 | Teair Tart | DL | 6-2 | 315 | 27 | 5 | Florida International | Philadelphia, Pa. | FA-'24 |
| 92 | Justin Eboigbe | DL | 6-5 | 292 | 23 | R | Alabama | Forest Park, Ga. | D4-'24 |
| 93 | Otito Ogbonnia | DL | 6-4 | 320 | 24 | 3 | UCLA | Houston, Texas | D5-'22 |
| 95 | Poona Ford | DL | 5-11 | 310 | 29 | 7 | Texas | Hilton Head, S.C. | UFA (Buf)-'24 |
| 97 | Joey Bosa | OLB | 6-5 | 280 | 29 | 9 | Ohio State | Fort Lauderdale, Fla. | D1-'16 |

RESERVE/INJURED

| No. | Name | Pos. | Ht. | Wt. | Age | Exp. | College | Hometown | How Acq. |
|-----|-------------------|------|------|-----|-----|------|---------------------|------------------------|-------------|
| 22 | Elijah Molden | DB | 5-10 | 192 | 25 | 4 | Washington | West Linn, Ore. | T (Ten)-'24 |
| 24 | Marcus Maye | S | 6-0 | 207 | 31 | 8 | Florida | Melbourne, Fla. | W (Mia)-'24 |
| 26 | Asante Samuel Jr. | CB | 5-10 | 180 | 25 | 4 | Florida State | Fort Lauderdale, Fla. | D2-'21 |
| 41 | Eli Apple | CB | 6-1 | 203 | 29 | 9 | Ohio State | Philadelphia, Pa. | FA-'24 |
| 53 | Chris Collins | OLB | 6-5 | 255 | 25 | R | Minnesota | Richmond, Va. | FA-'24 |
| 60 | Bucky Williams | C/G | 6-3 | 300 | 24 | R | Appalachian State | Ringgold, Ga. | FA-'24 |
| 74 | Tyler McLellan | T | 6-8 | 355 | 25 | R | Campbell | North Charleston, S.C. | FA-'24 |
| 82 | Brenden Rice | WR | 6-3 | 210 | 22 | R | Southern California | Chandler, Ariz. | D7a-'24 |
| 89 | Jalen Reagor | WR | 5-11 | 197 | 26 | 4 | TCU | Waxahachie, Texas | FA-'24 |
| 94 | Chris Rumph II | OLB | 6-2 | 244 | 26 | 4 | Duke | Gainesville, Fla. | D4-'21 |

RESERVE/INJURED; DESIGNATED FOR RETURN

| No. | Name | Pos. | Ht. | Wt. | Age | Exp. | College | Hometown | How Acq. |
|-----|-------------|------|-----|-----|-----|------|----------|----------------------|--------------|
| 87 | Simi Fehoko | WR | 6-4 | 218 | 27 | 4 | Stanford | Salt Lake City, Utah | PS (Pit)-'23 |

PRACTICE SQUAD

| No. | Name | Pos. | Ht. | Wt. | Age | Exp. | College | Hometown | How Acq. |
|-----|------------------------|------|------|-----|-----|------|-----------------|--------------------------|--------------|
| 24 | Ezekiel Elliott | RB | 6-0 | 228 | 29 | 9 | Ohio State | St. Louis, Mo. | FA-'24 |
| 34 | Jaret Patterson | RB | 5-8 | 195 | 25 | 2 | Buffalo | Glendale, Md. | FA-'23 |
| 35 | Dicaprio Bootle | CB | 5-10 | 180 | 27 | 2 | Nebraska | Miami, Fla. | FA-'24 |
| 37 | Shaun Wade | CB | 6-1 | 195 | 26 | 4 | Ohio State | Jacksonville, Fla. | FA-'24 |
| 38 | Terrell Edmunds | S | 6-1 | 217 | 27 | 7 | Virginia Tech | Danville, Va. | FA-'24 |
| 39 | Jaylen Johnson | WR | 6-2 | 194 | 24 | R | East Carolina | Duluth, Ga. | FA-'24 |
| 40 | Kendall Williamson | S | 6-0 | 203 | 24 | 1 | Stanford | Snellville, Ga. | FA-'24 |
| 46 | McCallan Castles | TE | 6-5 | 252 | 25 | R | Tennessee | South Lake Tahoe, Calif. | FA-'24 |
| 49 | Eddie Jackson | S | 6-0 | 202 | 31 | 8 | Alabama | Lauderdale Lakes, Fla. | FA-'24 |
| 50 | Caleb Murphy | LB | 6-3 | 254 | 25 | 1 | Ferris State | Campbellsburg, Indiana | FA-'24 |
| 51 | Jeremiah Jean-Baptiste | LB | 6-2 | 230 | 23 | R | Mississippi | Florida City, Fla. | FA-'24 |
| 57 | Tre'Mon Morris-Brash | OLB | 6-2 | 245 | 24 | R | Central Florida | Richmond, Va. | FA-'24 |
| 61 | Karsen Barnhart | G | 6-5 | 316 | 23 | R | Michigan | Paw Paw, Mich. | FA-'24 |
| 69 | CJ Okoye | DL | 6-6 | 315 | 23 | 1 | - | Abuja, Nigeria | FA (IPP)-'23 |
| 82 | Dez Fitzpatrick | WR | 6-2 | 208 | 27 | 2 | Louisville | Farmington Hills, Mich. | FA-'24 |
| 83 | Eric Tomlinson | TE | 6-6 | 265 | 32 | 8 | UTEP | Oklahoma City, Okla. | FA-'24 |
| 91 | Christopher Hinton | DL | 6-4 | 310 | 24 | 2 | Michigan | Johns Creek, Ga. | FA-'22 |

2024 LOS ANGELES CHARGERS ALPHABETICAL ROSTER

ACTIVE ROSTER

| No. | Name | Pos. | Ht. | Wt. | DOB | Exp. | College | Hometown | How Acq. |
|-----|-----------------------|-------|------|-----|----------|------|-----------------------|---------------------------|---------------|
| 76 | Alt, Joe | T | 6-8 | 322 | 2/28/03 | R | Notre Dame | North Oaks, Minn. | D1-'24 |
| 97 | Bosa, Joey | OLB | 6-5 | 280 | 7/11/95 | 9 | Ohio State | Fort Lauderdale, Fla. | D1-'16 |
| 75 | Bozeman, Bradley | C | 6-5 | 325 | 11/24/94 | 7 | Alabama | Roanoke, Ala. | FA-'24 |
| 9 | Chark Jr., DJ | WR | 6-3 | 200 | 9/23/96 | 7 | Louisiana State | Alexandria, La. | FA-'24 |
| 25 | Colson, Junior | LB | 6-3 | 247 | 12/6/02 | R | Michigan | Franklin, Tenn. | D3-'24 |
| 12 | Davis, Derius | WR | 5-8 | 165 | 9/11/00 | 2 | TCU | St. Francisville, La. | D4-'23 |
| 11 | Dicker, Cameron | K | 6-1 | 216 | 5/6/00 | 3 | Texas | Austin, Texas | FA-'22 |
| 81 | Dissly, Will | TE | 6-4 | 265 | 7/8/96 | 7 | Washington | Bozeman, Mont. | FA-'24 |
| 27 | Dobbins, J.K. | RB | 5-10 | 215 | 12/17/98 | 5 | Ohio State | La Grange, Texas | UFA (Bal)-'24 |
| 48 | Dupree, Bud | OLB | 6-4 | 269 | 2/12/93 | 10 | Kentucky | Macon, Ga. | FA-'24 |
| 43 | Dye, Troy | LB | 6-3 | 225 | 9/18/96 | 5 | Oregon | Norco, Calif. | UFA (Min)-'24 |
| 92 | Eboigbe, Justin | DL | 6-5 | 292 | 4/9/01 | R | Michigan | Forest Park, Ga. | D4-'24 |
| 4 | Edwards, Gus | RB | 6-1 | 238 | 4/13/95 | 7 | Rutgers | Staten Island, N.Y. | UFA (Bal)-'24 |
| 42 | Fisk, Tucker | TE | 6-4 | 285 | 1/19/99 | 2 | Stanford | Davis, Calif. | FA-'24 |
| 95 | Ford, Poona | DL | 5-11 | 310 | 11/19/95 | 7 | Texas | Hilton Head, S.C. | UFA (Buf)-'24 |
| 56 | Fox, Morgan | DL | 6-3 | 275 | 9/12/94 | 8 | Colorado State-Pueblo | Fountain, Colo. | FA-'22 |
| 7 | Fulton, Kristian | CB | 5-11 | 197 | 9/3/98 | 5 | Louisiana State | New Orleans, La. | UFA (Ten)-'24 |
| 32 | Gilman, Alohi | S | 5-10 | 201 | 9/17/97 | 5 | Notre Dame | Laie, Hawaii | D6-'20 |
| 47 | Harris, Josh | LS | 6-1 | 224 | 4/27/89 | 13 | Auburn | Carrollton, Ga. | UFA (Atl)-'22 |
| 20 | Hart, Cam | CB | 6-2 | 207 | 12/5/00 | R | Notre Dame | Baltimore, Md. | D5b-'24 |
| 28 | Haskins, Hassan | RB | 6-2 | 228 | 11/26/99 | 3 | Michigan | St. Louis, Mo. | W (Ten)-'24 |
| 8 | Heinicke, Taylor | QB | 6-1 | 210 | 3/15/93 | 7 | Old Dominion | Atlanta, Ga. | T (Atl)-'24 |
| 0 | Henley, Daiyan | LB | 6-0 | 225 | 11/18/99 | 2 | Washington State | Los Angeles, Calif. | D3-'23 |
| 10 | Herbert, Justin | QB | 6-6 | 236 | 3/10/98 | 5 | Oregon | Eugene, Ore. | D1a-'20 |
| 88 | Hurst, Hayden | TE | 6-4 | 245 | 8/24/93 | 7 | South Carolina | Jacksonville, Fla. | FA-'24 |
| 64 | James, Brenden | OL | 6-5 | 300 | 5/28/99 | 4 | Nebraska | Austin, Texas | D5-'21 |
| 3 | James Jr., Derwin | S | 6-2 | 215 | 8/3/96 | 7 | Florida State | Haines City, Fla. | D1-'18 |
| 23 | Jefferson, Tony | S | 5-11 | 212 | 1/27/92 | 10 | Oklahoma | Chula Vista, Calif. | FA-'24 |
| 77 | Johnson, Zion | G | 6-3 | 316 | 11/18/99 | 3 | Boston College | Bowie, Md. | D1-'22 |
| 1 | Johnston, Quentin | WR | 6-2 | 208 | 9/6/01 | 2 | TCU | Temple, Texas | D1-'23 |
| 33 | Leonard, Deane | DB | 6-0 | 195 | 11/20/99 | 3 | Mississippi | Calgary, Alberta, Canada | D7a-'22 |
| 52 | Mack, Khalil | OLB | 6-3 | 269 | 2/22/91 | 11 | Buffalo | Fort Pierce, Fla. | T (Chi)-'22 |
| 44 | Matlock, Scott | FB/DL | 6-4 | 296 | 6/28/00 | 2 | Boise State | Homedale, Idaho | D6-'23 |
| 15 | McConkey, Ladd | WR | 6-0 | 185 | 11/1/01 | R | Georgia | Chatsworth, Ga. | D2-'24 |
| 71 | McFadden, Jordan | OL | 6-2 | 303 | 11/16/99 | 2 | Clemson | Spartanburg, S.C. | D5-'23 |
| 62 | Mustipher, Sam | C | 6-3 | 306 | 8/13/96 | 5 | Notre Dame | Owings Mills, Md. | FA-'24 |
| 31 | Niemann, Nick | LB | 6-3 | 234 | 12/2/97 | 4 | Iowa | Sycamore, Ill. | D6a-'21 |
| 93 | Ogbonnia, Otitio | DL | 6-4 | 320 | 8/25/00 | 3 | UCLA | Houston, Texas | D5-'22 |
| 5 | Palmer, Joshua | WR | 6-1 | 210 | 9/22/99 | 4 | Tennessee | Brampton, Ontario, Canada | D3a-'21 |
| 6 | Perryman, Denzel | LB | 5-11 | 240 | 12/5/92 | 10 | Miami | Coral Gables, Fla. | UFA (Hou)-'24 |
| 58 | Quarterman, Shaquille | LB | 6-0 | 234 | 10/28/97 | 5 | Miami | Orange Park, Fla. | FA-'24 |
| 79 | Pipkins III, Trey | G/T | 6-6 | 307 | 9/5/96 | 6 | Sioux Falls | Apple Valley, Minn. | D3-'19 |
| 68 | Salyer, Jamaree | OL | 6-4 | 325 | 7/13/00 | 3 | Georgia | Atlanta, Ga. | D6a-'22 |
| 73 | Sarell, Foster | T | 6-6 | 322 | 8/28/98 | 3 | Stanford | Tacoma, Wash. | FA-'21 |
| 16 | Scott, JK | P | 6-5 | 208 | 10/30/95 | 6 | Alabama | Denver, Colo. | FA-'22 |
| 70 | Slater, Rashawn | T | 6-4 | 315 | 3/26/99 | 4 | Northwestern | Sugar Land, Texas | D1-'21 |
| 84 | Smartt, Stone | TE | 6-4 | 226 | 10/4/98 | 3 | Old Dominion | Sacramento, Calif. | FA-'22 |
| 2 | Stick, Easton | QB | 6-1 | 224 | 9/15/95 | 6 | North Dakota State | Omaha, Neb. | D5-'19 |
| 29 | Still, Tarheeb | CB | 6-1 | 196 | 6/9/02 | R | Maryland | Sicklerville, N.J. | D5a-'24 |
| 90 | Tart, Teair | DL | 6-2 | 315 | 2/28/97 | 5 | Florida International | Philadelphia, Pa. | FA-'24 |
| 36 | Taylor, Ja'Sir | DB | 5-10 | 185 | 1/8/99 | 3 | Wake Forest | Asbury Park, N.J. | D6b-'22 |
| 45 | Tuipulotu, Tuli | OLB | 6-3 | 266 | 9/3/02 | 2 | Southern California | Hawthorne, Calif. | D2-'23 |
| 30 | Vidal, Kimani | RB | 5-8 | 215 | 8/28/01 | R | Troy | Marietta, Ga. | D6-'24 |

RESERVE/INJURED

| No. | Name | Pos. | Ht. | Wt. | DOB | Exp. | College | Hometown | How Acq. |
|-----|--------------------|------|------|-----|----------|------|---------------------|------------------------|-------------|
| 41 | Apple, Eli | CB | 6-1 | 203 | 9/9/95 | 9 | Ohio State | Philadelphia, Pa. | FA-'24 |
| 53 | Collins, Chris | OLB | 6-5 | 255 | 12/14/99 | R | Minnesota | Richmond, Va. | FA-'24 |
| 24 | Maye, Marcus | S | 6-0 | 207 | 3/9/93 | 8 | Florida | Melbourne, Fla. | W (Mia)-'24 |
| 74 | McLellan, Tyler | T | 6-8 | 355 | 7/21/99 | R | Campbell | North Charleston, S.C. | FA-'24 |
| 22 | Molden, Elijah | DB | 5-10 | 192 | 1/30/99 | 4 | Washington | West Linn, Ore. | T (Ten)-'24 |
| 89 | Reagor, Jalen | WR | 5-11 | 197 | 1/2/99 | 4 | TCU | Waxahachie, Texas | FA-'24 |
| 82 | Rice, Brenden | WR | 6-3 | 210 | 3/18/02 | R | Southern California | Chandler, Ariz. | D7a-'24 |
| 94 | Rumph II, Chris | OLB | 6-2 | 244 | 10/19/98 | 4 | Duke | Gainesville, Fla. | D4-'21 |
| 26 | Samuel Jr., Asante | CB | 5-10 | 180 | 10/3/99 | 4 | Florida State | Fort Lauderdale, Fla. | D2-'21 |
| 60 | Williams, Bucky | C/G | 6-3 | 300 | 3/20/00 | R | Appalachian State | Ringgold, Ga. | FA-'24 |

RESERVE/INJURED; DESIGNATED FOR RETURN

| No. | Name | Pos. | Ht. | Wt. | DOB | Exp. | College | Hometown | How Acq. |
|-----|--------------|------|-----|-----|---------|------|----------|----------------------|--------------|
| 87 | Fehoko, Simi | WR | 6-4 | 218 | 11/5/97 | 4 | Stanford | Salt Lake City, Utah | PS (Pit)-'23 |

PRACTICE SQUAD

| No. | Name | Pos. | Ht. | Wt. | DOB | Exp. | College | Hometown | How Acq. |
|-----|-------------------------|------|------|-----|----------|------|-----------------|--------------------------|--------------|
| 61 | Barnhart, Karsen | G | 6-5 | 316 | 3/2/01 | R | Michigan | Paw Paw, Mich. | FA-'24 |
| 35 | Bootle, Dicaprio | CB | 5-10 | 180 | 9/17/97 | 2 | Nebraska | Miami, Fla. | FA-'24 |
| 46 | Castles, McCallan | TE | 6-5 | 252 | 12/3/99 | R | Tennessee | South Lake Tahoe, Calif. | FA-'24 |
| 38 | Edmunds, Terrell | S | 6-1 | 217 | 1/20/97 | 7 | Virginia Tech | Danville, Va. | FA-'24 |
| 24 | Elliott, Ezekiel | RB | 6-0 | 228 | 7/22/95 | 9 | Ohio State | St. Louis, Mo. | FA-'24 |
| 82 | Fitzpatrick, Dez | WR | 6-2 | 208 | 12/17/97 | 2 | Louisville | Farmington Hills, Mich. | FA-'24 |
| 91 | Hinton, Christopher | DL | 6-4 | 310 | 9/14/00 | 2 | Michigan | Johns Creek, Ga. | FA-'22 |
| 49 | Jackson, Eddie | S | 6-0 | 202 | 12/10/93 | 8 | Alabama | Lauderdale Lakes, Fla. | FA-'24 |
| 51 | Jean-Baptiste, Jeremiah | LB | 6-2 | 230 | 5/31/01 | R | Mississippi | Florida City, Fla. | FA-'24 |
| 39 | Johnson, Jaylen | WR | 6-2 | 194 | 5/26/00 | R | East Carolina | Duluth, Ga. | FA-'24 |
| 57 | Morris-Brash, Tre'Mon | OLB | 6-2 | 245 | 9/29/00 | R | Central Florida | Richmond, Va. | FA-'24 |
| 50 | Murphy, Caleb | LB | 6-3 | 254 | 12/15/99 | 1 | Ferris State | Campbellsburg, Indiana | FA-'24 |
| 69 | Okoye, CJ | DL | 6-6 | 315 | 10/20/01 | 1 | — | Abuja, Nigeria | FA (IPP)-'23 |
| 34 | Patterson, Jaret | RB | 5-8 | 195 | 12/23/99 | 2 | Buffalo | Glendale, Md. | FA-'23 |
| 83 | Tomlinson, Eric | TE | 6-6 | 265 | 4/22/92 | 8 | UTEP | Oklahoma City, Okla. | FA-'24 |
| 37 | Wade, Shaun | CB | 6-1 | 195 | 9/15/98 | 4 | Ohio State | Jacksonville, Fla. | FA-'24 |
| 40 | Williamson, Kendall | S | 6-0 | 203 | 8/24/00 | 1 | Stanford | Snellville, Ga. | FA-'24 |

2024 LOS ANGELES CHARGERS POSITION ROSTER

QUARTERBACKS (3)

| No. | Name | Pos. | Ht. | Wt. | Age | Exp. | College | Hometown | How Acq. |
|-----|-----------------|------|-----|-----|-----|------|--------------------|--------------|-------------|
| 2 | Easton Stick | QB | 6-1 | 224 | 29 | 6 | North Dakota State | Omaha, Neb. | D5-'19 |
| 8 | Taylor Heinicke | QB | 6-1 | 210 | 31 | 7 | Old Dominion | Atlanta, Ga. | T (Atl)-'24 |
| 10 | Justin Herbert | QB | 6-6 | 236 | 26 | 5 | Oregon | Eugene, Ore. | D1a-'20 |

RUNNING BACKS (5)

| No. | Name | Pos. | Ht. | Wt. | Age | Exp. | College | Hometown | How Acq. |
|-----|----------------|-------|------|-----|-----|------|-------------|---------------------|---------------|
| 4 | Gus Edwards | RB | 6-1 | 238 | 29 | 7 | Rutgers | Staten Island, N.Y. | UFA (Bal)-'24 |
| 27 | J.K. Dobbins | RB | 5-10 | 215 | 26 | 5 | Ohio State | La Grange, Texas | UFA (Bal)-'24 |
| 28 | Hassan Haskins | RB | 6-2 | 228 | 25 | 3 | Michigan | St. Louis, Mo. | W (Ten)-'23 |
| 30 | Kimani Vidal | RB | 5-8 | 215 | 23 | R | Troy | Marietta, Ga. | D6-'24 |
| 44 | Scott Matlock | FB/DL | 6-4 | 296 | 24 | 2 | Boise State | Homedale, Idaho | D6-'23 |

WIDE RECEIVERS (5)

| No. | Name | Pos. | Ht. | Wt. | Age | Exp. | College | Hometown | How Acq. |
|-----|------------------|------|-----|-----|-----|------|-----------------|---------------------------|----------|
| 1 | Quentin Johnston | WR | 6-2 | 208 | 23 | 2 | TCU | Temple, Texas | D1-'23 |
| 5 | Joshua Palmer | WR | 6-1 | 210 | 25 | 4 | Tennessee | Brampton, Ontario, Canada | D3a-'21 |
| 9 | DJ Chark Jr. | WR | 6-3 | 200 | 28 | 7 | Louisiana State | Alexandria, La. | FA-'24 |
| 12 | Derius Davis | WR | 5-8 | 165 | 24 | 2 | TCU | St. Francisville, La. | D4-'23 |
| 15 | Ladd McConkey | WR | 6-0 | 185 | 23 | R | Georgia | Chatsworth, Ga. | D2-'24 |

TIGHT ENDS (4)

| No. | Name | Pos. | Ht. | Wt. | Age | Exp. | College | Hometown | How Acq. |
|-----|--------------|------|-----|-----|-----|------|----------------|--------------------|----------|
| 42 | Tucker Fisk | TE | 6-4 | 285 | 25 | 2 | Stanford | Davis, Calif. | FA-'24 |
| 81 | Will Dissly | TE | 6-4 | 265 | 28 | 7 | Washington | Bozeman, Mont. | FA-'24 |
| 84 | Stone Smartt | TE | 6-4 | 226 | 26 | 3 | Old Dominion | Sacramento, Calif. | FA-'22 |
| 88 | Hayden Hurst | TE | 6-4 | 245 | 31 | 7 | South Carolina | Jacksonville, Fla. | FA-'24 |

OFFENSIVE LINEMEN (10)

| No. | Name | Pos. | Ht. | Wt. | Age | Exp. | College | Hometown | How Acq. |
|-----|------------------|------|-----|-----|-----|------|----------------|---------------------|----------|
| 62 | Sam Mustipher | C | 6-3 | 306 | 29 | 5 | Notre Dame | Owings Mills, Md. | FA-'24 |
| 64 | Brenden Jaimes | OL | 6-5 | 300 | 25 | 4 | Nebraska | Austin, Texas | D5-'21 |
| 68 | Jamaree Salyer | OL | 6-4 | 325 | 24 | 3 | Georgia | Atlanta, Ga. | D6a-'22 |
| 70 | Rashawn Slater | T | 6-4 | 315 | 25 | 4 | Northwestern | Sugar Land, Texas | D1-'21 |
| 71 | Jordan McFadden | OL | 6-2 | 303 | 25 | 2 | Clemson | Spartanburg, S.C. | D5-'23 |
| 73 | Foster Sarell | T | 6-6 | 322 | 26 | 3 | Stanford | Tacoma, Wash. | FA-'21 |
| 75 | Bradley Bozeman | C | 6-5 | 325 | 30 | 7 | Alabama | Roanoke, Ala. | FA-'24 |
| 76 | Joe Alt | T | 6-8 | 322 | 21 | R | Notre Dame | North Oaks, Minn. | D1-'24 |
| 77 | Zion Johnson | G | 6-3 | 316 | 25 | 3 | Boston College | Bowie, Md. | D1-'22 |
| 79 | Trey Pipkins III | G/T | 6-6 | 307 | 28 | 6 | Sioux Falls | Apple Valley, Minn. | D3-'19 |

DEFENSIVE LINEMEN (6)

| No. | Name | Pos. | Ht. | Wt. | Age | Exp. | College | Hometown | How Acq. |
|-----|----------------|-------|------|-----|-----|------|-----------------------|-------------------|---------------|
| 44 | Scott Matlock | FB/DL | 6-4 | 296 | 24 | 2 | Boise State | Homedale, Idaho | D6-'23 |
| 56 | Morgan Fox | DL | 6-3 | 275 | 30 | 8 | Colorado State-Pueblo | Fountain, Colo. | FA-'22 |
| 90 | Teair Tart | DL | 6-2 | 315 | 27 | 5 | Florida International | Philadelphia, Pa. | FA-'24 |
| 92 | Justin Eboigbe | DL | 6-5 | 292 | 23 | R | Alabama | Forest Park, Ga. | D4-'24 |
| 93 | Otito Ogbonnia | DL | 6-4 | 320 | 24 | 3 | UCLA | Houston, Texas | D5-'22 |
| 95 | Poona Ford | DL | 5-11 | 310 | 29 | 7 | Texas | Hilton Head, S.C. | UFA (Buf)-'24 |

LINEBACKERS (6)

| No. | Name | Pos. | Ht. | Wt. | Age | Exp. | College | Hometown | How Acq. |
|-----|----------------------|------|------|-----|-----|------|------------------|---------------------|---------------|
| 0 | Daiyan Henley | LB | 6-0 | 225 | 25 | 2 | Washington State | Los Angeles, Calif. | D3-'23 |
| 6 | Denzel Perryman | LB | 5-11 | 240 | 32 | 10 | Miami | Coral Gables, Fla. | UFA (Hou)-'24 |
| 25 | Junior Colson | LB | 6-3 | 247 | 22 | R | Michigan | Franklin, Tenn. | D3-'24 |
| 31 | Nick Niemann | LB | 6-3 | 234 | 27 | 4 | Iowa | Sycamore, Ill. | D6a-'21 |
| 43 | Troy Dye | LB | 6-3 | 225 | 28 | 5 | Oregon | Norco, Calif. | UFA (Min)-'24 |
| 58 | Shaquille Quarterman | LB | 6-0 | 234 | 27 | 5 | Miami | Orange Park, Fla. | FA-'24 |

OUTSIDE LINEBACKERS (4)

| No. | Name | Pos. | Ht. | Wt. | Age | Exp. | College | Hometown | How Acq. |
|-----|----------------|------|-----|-----|-----|------|---------------------|-----------------------|-------------|
| 45 | Tuli Tuipulotu | OLB | 6-3 | 266 | 22 | 2 | Southern California | Hawthorne, Calif. | D2-'23 |
| 48 | Bud Dupree | OLB | 6-4 | 269 | 31 | 10 | Kentucky | Macon, Ga. | FA-'24 |
| 52 | Khalil Mack | OLB | 6-3 | 269 | 33 | 11 | Buffalo | Fort Pierce, Fla. | T (Chi)-'22 |
| 97 | Joey Bosa | OLB | 6-5 | 280 | 29 | 9 | Ohio State | Fort Lauderdale, Fla. | D1-'16 |

DEFENSIVE BACKS (8)

| No. | Name | Pos. | Ht. | Wt. | Age | Exp. | College | Hometown | How Acq. |
|-----|------------------|------|------|-----|-----|------|-----------------|--------------------------|---------------|
| 3 | Derwin James Jr. | S | 6-2 | 215 | 28 | 7 | Florida State | Haines City, Fla. | D1-'18 |
| 7 | Kristian Fulton | CB | 5-11 | 197 | 26 | 5 | Louisiana State | New Orleans, La. | UFA (Ten)-'24 |
| 20 | Cam Hart | CB | 6-2 | 207 | 24 | R | Notre Dame | Baltimore, Md. | D5b-'24 |
| 23 | Tony Jefferson | S | 5-11 | 212 | 32 | 10 | Oklahoma | Chula Vista, Calif. | FA-'24 |
| 29 | Tarheeb Still | CB | 6-1 | 196 | 22 | R | Maryland | Sicklerville, N.J. | D5a-'24 |
| 32 | Alohi Gilman | S | 5-10 | 201 | 27 | 5 | Notre Dame | Lale, Hawaii | D6-'20 |
| 33 | Deane Leonard | DB | 6-0 | 195 | 25 | 3 | Mississippi | Calgary, Alberta, Canada | D7a-'22 |
| 36 | Ja'Sir Taylor | DB | 5-10 | 185 | 25 | 3 | Wake Forest | Asbury Park, N.J. | D6b-'22 |

SPECIALISTS (3)

| No. | Name | Pos. | Ht. | Wt. | Age | Exp. | College | Hometown | How Acq. |
|-----|----------------|------|-----|-----|-----|------|---------|-----------------|---------------|
| 11 | Cameron Dicker | K | 6-1 | 216 | 24 | 3 | Texas | Austin, Texas | FA-'22 |
| 16 | JK Scott | P | 6-5 | 208 | 29 | 6 | Alabama | Denver, Colo. | FA-'22 |
| 47 | Josh Harris | LS | 6-1 | 224 | 35 | 13 | Auburn | Carrollton, Ga. | UFA (Atl)-'22 |

*FB/DL Scott Matlock is listed both as a running back and defensive lineman

HOW THE 2024 CHARGERS WERE BUILT

| YEAR | NFL DRAFT | FREE AGENCY | TRADE/WAIVERS |
|------|---|---|---|
| 2016 | OLB Joey Bosa (1) | | |
| 2017 | | | |
| 2018 | S Derwin James Jr. (1) | | |
| 2019 | G/T Trey Pipkins III (3) QB Easton Stick (5) | | |
| 2019 | S Alohi Gilman (6) QB Justin Herbert (1a) | | |
| 2021 | OL Brenden Jaimes (5) LB Nick Niemann (6a) WR Joshua Palmer (3a) T Rashawn Slater (1) | T Foster Sarell | |
| 2022 | G Zion Johnson (1) DB Deane Leonard (7a) DL Otito Ogbornia (5) OL Jamaree Salyer (6a) DB Ja'Sir Taylor (6b) | K Cameron Dicker DL Morgan Fox LS Josh Harris (UFA-Atl) P JK Scott TE Stone Smartt (UDFA) | OLB Khalil Mack (T-Chi) |
| 2023 | WR Derius Davis (4) LB Daiyan Henley (3) WR Quentin Johnston (1) FB/DL Scott Matlock (6) OL Jordan McFadden (5) OLB Tuli Tuipulotu (2) | | |
| 2024 | T Joe Alt (1) LB Junior Colson (3) DL Justin Eboigbe (4) CB Cam Hart (5b) WR Ladd McConkey (2) CB Tarheeb Still (5a) Kimani Vidal (6) | C Bradley Bozeman WR DJ Chark Jr. TE Will Dissly RB J.K. Dobbins (UFA-Bal) OLB Bud Dupree LB Troy Dye (UFA-Min) RB Gus Edwards (UFA-Bal) TE Tucker Fisk DL Poona Ford (UFA-Buf) CB Kristian Fulton (UFA-Ten) TE Hayden Hurst S Tony Jefferson C Sam Mustipher LB Denzel Perryman (UFA-Hou) LB Shaquille Quarterman DL Tearl Tart | RB Hassan Haskins (W-Ten) QB Taylor Heinicke (T-Atl) |

2024 LOS ANGELES CHARGERS COACHES

| | | | |
|---|------------------|---|-----------------|
| Head Coach | Jim Harbaugh | Defensive Assistant | Mike Hiestand |
| Special Teams Coordinator | Ryan Ficken | Wide Receivers | Sanjay Lal |
| Defensive Coordinator | Jesse Minter | Running Backs | Kiel McDonald |
| Offensive Coordinator | Greg Roman | Senior Defensive Analyst | Rick Minter |
| Run Game Coordinator/Tight Ends | Andy Bischoff | Defensive Quality Control | Robert Muschamp |
| Linebackers | NaVorro Bowman | Safeties | Chris O'Leary |
| Passing Game Coordinator | Marcus Brady | Defensive Assistant | Dylan Roney |
| Offensive Quality Control/Wide Receivers | Jeff Carpenter | Offensive Assistant | Phil Serchia |
| Defensive Backs | Steve Clinkscale | Senior Offensive Assistant | Marc Trestman |
| Quarterbacks | Shane Day | Assistant Defensive Line | Will Tukuafu |
| Offensive Line | Mike Devlin | Executive Director of Player Performance | Ben Herbert |
| Defensive Line | Mike Elston | Head Strength & Conditioning | Jonathan Brooks |
| Offensive Assistant/Quarterbacks | Jonathan Goodwin | Head Strength & Conditioning | Devin Woodhouse |
| Assistant Special Teams | Chris Gould | Director of Performance Analytics | Ben Rabe |
| Assistant Offensive Line | Nick Hardwick | Performance Analyst | Lincoln DeWolf |

2024 LOS ANGELES CHARGERS DEPTH CHART

Depth Chart is unofficial and compiled by Chargers Communications

OFFENSE

| | | | | | | |
|-----------|-------------------------|------|----|-----------------|-----------|---------------------|
| WR | <u>15</u> Ladd McConkey | —OR— | 5 | Joshua Palmer | 12 | Derius Davis |
| LT | 70 Rashawn Slater | | 73 | Foster Sarell | | |
| LG | 77 Zion Johnson | | 71 | Jordan McFadden | | |
| C | 75 Bradley Bozeman | | 62 | Sam Mustipher | 64 | Brenden Jaimes |
| RG | 79 Trey Pipkins III | | 68 | Jamaree Salyer | | |
| RT | <u>76</u> Joe Alt | | 73 | Foster Sarell | | |
| TE | 81 Will Dissly | | 84 | Stone Smartt | 42 | Tucker Fisk |
| | | | | | 88 | Hayden Hurst |
| WR | 1 Quentin Johnston | | 9 | DJ Chark Jr. | | |
| QB | 10 Justin Herbert | | 8 | Taylor Heinicke | —OR— | 2 Easton Stick |
| FB | 44 Scott Matlock | | | | | |
| RB | 27 J.K. Dobbins | | 4 | Gus Edwards | 28 | Hassan Haskins |
| | | | | | <u>30</u> | <u>Kimani Vidal</u> |

DEFENSE

| | | | | | | |
|-------------|--------------------|------|-----------|-----------------------|-----------|----------------------|
| EDGE | 52 Khalil Mack | | 48 | Bud Dupree | | |
| DL | 56 Morgan Fox | | 44 | Scott Matlock | | |
| DL | 95 Poona Ford | | 90 | Teair Tart | | |
| DL | 93 Otito Ogbonnia | | <u>92</u> | <u>Justin Eboigbe</u> | | |
| EDGE | 97 Joey Bosa | | 45 | Tuli Tuipulotu | | |
| LB | 6 Denzel Perryman | | 43 | Troy Dye | <u>25</u> | <u>Junior Colson</u> |
| LB | 0 Daiyan Henley | | 31 | Nick Niemann | 58 | Shaquille Quarterman |
| CB | 7 Kristian Fulton | | 36 | Ja'Sir Taylor | 33 | Deane Leonard |
| S | 3 Derwin James Jr. | | 23 | Tony Jefferson | | |
| S | 32 Alohi Gilman | | 23 | Tony Jefferson | | |
| CB | <u>20</u> Cam Hart | —OR— | <u>29</u> | <u>Tarheeb Still</u> | | |

SPECIALISTS

| | | | | |
|-----------|-------------------|--|-----------|----------------------|
| K | 11 Cameron Dicker | | | |
| P | 16 JK Scott | | | |
| KO | 11 Cameron Dicker | | | |
| H | 16 JK Scott | | | |
| LS | 47 Josh Harris | | | |
| KR | 12 Derius Davis | | <u>15</u> | <u>Ladd McConkey</u> |
| PR | 12 Derius Davis | | <u>15</u> | <u>Ladd McConkey</u> |

NOTE: Rookies are underlined

2024 LOS ANGELES CHARGERS PRONUNCIATION GUIDE

| | | |
|--|--|---|
| Justin EBOIGBE ee-BOYG-bee | Sam MUSTIPHER MUST-iff-err | JA'SIR Taylor JAH-sear |
| SIMI FEHOKO SIM-ee fuh-HO-ko | Nick NIEMANN KNEE-min | TULI TUIPULOTU |
| ALOHI Gilman uh-LOW-hee | OTITO OGBONNIA oh-TEET-oh oh-BONE-yuh | TOO-lee TOO-ee-poo-LOW-too |
| DAIYAN Henley DAY-on | Jamaree SALYER SAL-yur | Kimani VIDAL VIE-dell |
| Brenden JAIMES HIGH-miss | Foster SARELL SUH-rell | |
| ZION Johnson ZEYE-uhn | RASHAWN Slater ruh-SHAWN | |
| TRE'MON Morris-Brash TRAY-mon | TEAIR Tart TEE-air | |

2024 TRANSACTIONS BY DATE

| | | | | | |
|----------|---|----------|--|----------|---|
| Jan. 9 | Signed OLB Brevin Allen, DL Jerrod Clark, RB Elijah Dotson, QB Max Duggan, WR Simi Fehoko, CB Matt Hankins, C Brent Laing, DL CJ Okoye and CB Chris Wilcox to Reserve/Future contracts. | Aug. 22 | Signed TE Isaac Rex. Waived DL Micheal Mason. | Sept. 23 | Reverted LB Shaquille Quarterman to practice squad. |
| Jan. 10 | Signed RB Jaret Patterson to Reserve/Future contract. | Aug. 27 | Placed LB Nick Niemann on Reserve/Injured; Designated for Return. Placed OLB Chris Collins, T Tyler McLellan, OLB Chris Rumph II and C/G Bucky Williams on Reserve/Injured. Released TE Donald Parham Jr., and LB Shaq Quarterman. | Sept. 24 | Signed LB Blake Lynch and WR Jalen Reagor to practice squad. Released TE Luke Benson and CB Nehemiah Shelton from practice squad. |
| Jan. 11 | Signed DL Christopher Hinton to Reserve/Future contract. | | | Sept. 25 | Placed S Derwin James Jr., on Reserve/Suspended by Commissioner-Less than One Year. |
| March 5 | Extended exclusive rights tenders to K Cameron Dicker and T Foster Sarell. Released LB Eric Kendricks. | | | Sept. 26 | Signed S Tony Jefferson to active roster. Signed G/T Braeden Daniels to practice squad. |
| March 8 | Re-signed T Foster Sarell. | | | Sept. 28 | Activated Blake Lynch (standard elevation) and C Sam Mustipher (standard elevation) from practice squad. |
| March 12 | Waived T Andrew Trainer and CB Amechi Uzodinma. | | | Sept. 30 | Activated S Derwin James Jr., from Reserve/Suspended by Commissioner-Less than One Year and placed on Exempt/Commissioner Permission. Released S Tony Jefferson. Reverted LB Blake Lynch and C Sam Mustipher to practice squad. Released G/T Braeden Daniels from practice squad. |
| March 13 | Re-signed S Alohi Gilman. Signed TE Will Dissly. Released WR Mike Williams. | | | Oct. 1 | Activated S Derwin James Jr., from Exempt/Commissioner Permission. Signed S Tony Jefferson to practice squad. |
| March 15 | Traded WR Keenan Allen to Chicago for 2024 fourth-round selection. | | | Oct. 9 | Signed CB Nehemiah Shelton to practice squad. Released LB Shaquille Quarterman from practice squad. |
| March 16 | Re-signed QB Easton Stick. Signed RB Gus Edwards, DL Poona Ford and TE Hayden Hurst. | Aug. 28 | Claimed RB Hassan Haskins off waivers. Waived S JT Woods. Signed G Karsen Barnhart, TE Luke Benson, OLB Andrew Farmer II, TE Tucker Fisk, CB Matt Hankins, DL Christopher Hinton, LB Jeremiah Jean-Baptiste, WR Cornelius Johnson, WR Jaylen Johnson, CB Robert Kennedy, C Brent Laing, T Alex Leatherwood, LB Shane Lee, OLB Tre'Mon Morris-Brash, DL CJ Okoye, G Willis Patrick, QB Luis Perez, S Jalyn Phillips, TE Isaac Rex, OLB Ty Shelby, RB Isaiah Spiller, CB Zamari Walton and WR Isaiah Wooden. | Oct. 12 | Activated LB Nick Niemann from Reserve/Injured; Designated for Return. Signed S Tony Jefferson to active roster. Placed RB Gus Edwards and CB Asante Samuel Jr., on Reserve/Injured. Activated CB Dicaprio Bootle (standard elevation) from practice squad. |
| March 18 | Signed C Bradley Bozeman and LB Troy Dye. | | | Oct. 14 | Reverted CB Dicaprio Bottle to practice squad. |
| March 19 | Signed LB Denzel Perryman. | Aug. 29 | Traded 2026 seventh-round selection to Tennessee for DB Elijah Molden. Traded conditional 2025 seventh-round selection (from Minnesota) to Atlanta for QB Taylor Heinicke. Released S Tony Jefferson. Waived RB Jaret Patterson. Signed TE Eric Tomlinson to practice squad. Released CB Robert Kennedy from practice squad. | Oct. 15 | Signed CB Eli Apple and TE McCallan Castles to practice squad. Released LB Blake Lynch from practice squad. |
| March 28 | Signed CB Kristian Fulton. | | | Oct. 16 | Designated WR DJ Chark Jr., for return from Reserve/Injured. |
| April 2 | Signed FB/TE Ben Mason. Re-signed K Cameron Dicker. | Aug. 30 | Signed K Cameron Dicker to contract extension. Signed S Tony Jefferson to practice squad. | Oct. 19 | Released S Tony Jefferson. Released CB Nehemiah Shelton from practice squad. |
| April 18 | Signed RB J.K. Dobbins. | Sept. 2 | Signed RB Jaret Patterson to practice squad. Released RB Isaiah Spiller from practice squad. | Oct. 21 | Signed CB Dicaprio Bootle and CB Shaun Wade to active roster. Placed DB Deane Leonard on Reserve/Injured. Signed S Tony Jefferson to practice squad. Activated C Sam Mustipher (standard elevation) and WR Jalen Reagor (standard elevation) from practice squad. |
| May 6 | Signed WR DJ Chark. | Sept. 3 | Signed WR Dez Fitzpatrick and CB Shaun Wade to practice squad. Released OLB Andrew Farmer II and WR Cornelius Johnson from practice squad. | Oct. 22 | Waived CB Shaun Wade. Reverted C Sam Mustipher and WR Jalen Reagor to practice squad. |
| May 10 | Signed G Karsen Barnhart, QB Casey Bauman, TE Luke Benson, LB Junior Colson, S Akeem Dent, WR Jaelen Gill, S Thomas Harper, CB Cam Hart, TE Zach Heins, OLB Savion Jackson, LB Jeremiah Jean-Baptiste, WR Cornelius Johnson, WR Jaylen Johnson, WR Leon Johnson, CB Robert Kennedy, LB Shane Lee, DL Micheal Mason, T Tyler McLellan, OLB Tre'Mon Morris-Brash, G Willis Patrick, S Jalyn Phillips, WR Brenden Rice, T Tyler Smith, CB Tarheeb Still, RB Kimani Vidal, CB Zamari Walton and C/G Bucky Williams. | Sept. 7 | Signed TE Eric Tomlinson to active roster. Placed WR DJ Chark Jr., on Reserve/Injured. Activated LB Shaquille Quarterman (standard elevation) from practice squad. Released CB Matt Hankins from practice squad with injury settlement. | Oct. 24 | Signed CB Shaun Wade to practice squad. |
| May 13 | Signed OLB Bud Dupree. | Sept. 9 | Reverted LB Shaquille Quarterman to practice squad. Signed CB Nehemiah Shelton to practice squad. | Oct. 26 | Activated WR Jaylen Johnson (standard elevation) and WR Jalen Reagor (standard elevation) from practice squad. |
| May 14 | Signed OLB Chris Collins. Waived OLB Brevin Allen. | Sept. 11 | Signed CB Dicaprio Bootle to practice squad. | Oct. 28 | Reverted WR Jaylen Johnson and WR Jalen Reagor to practice squad. |
| May 16 | Signed DL Justin Eboigbe. | Sept. 14 | Activated S Tony Jefferson (standard elevation) and LB Shaquille Quarterman (standard elevation) from practice squad. | Oct. 30 | Signed C Sam Mustipher to active roster. Signed LB Caleb Murphy and S Kendall Williamson to practice squad. |
| May 23 | Waived T Tyler Smith. | Sept. 16 | Reverted S Tony Jefferson and LB Shaquille Quarterman to practice squad. | Nov. 2 | Activated WR DJ Chark Jr., from Reserve/Injured; Designated for Return. Placed WR Brenden Rice on Reserve/Injured. Activated CB Eli Apple (standard elevation) and WR Jalen Regor (standard elevation) from practice squad. |
| May 29 | Signed T Alex Leatherwood. | Sept. 21 | Activated LB Shaquille Quarterman (standard elevation) from practice squad. | | |
| June 5 | Released C Corey Linsley. | | | | |
| June 14 | Signed S Tony Jefferson and WR Praise Olatoke. | | | | |
| June 20 | Signed WR Ladd McConkey. | | | | |
| July 17 | Declared Non-Football Illness for LB Junior Colson. | | | | |
| July 30 | Remove LB Junior Colson from Active/Non-Football Illness. | | | | |
| Aug. 6 | Waived OLB Savion Jackson. | | | | |
| Aug. 7 | Signed QB Luis Perez. | | | | |
| Aug. 12 | Signed WR Isaiah Wooden. Waived QB Casey Bauman and WR Praise Olatoke. | | | | |
| Aug. 13 | Signed OLB Savion Jackson and LB Shaq Quarterman. Waived CB Chris Wilcox. Waived/Injured FB/TE Ben Mason. | | | | |
| Aug. 14 | Signed TE Tucker Fisk. | | | | |
| Aug. 16 | Signed DL Teair Tart. Waived S Jalyn Phillips. | | | | |
| Aug. 19 | Signed LB Frank Ginda and S Jalyn Phillips. Waived QB Max Duggan and WR Leon Johnson. | | | | |

2024 TRANSACTIONS BY DATE

| | | |
|---|--|---|
| <p>Nov. 4 Reverted CB Eli Apple and WR Jalen Reagor to practice squad.</p> <p>Nov. 5 Released TE Eric Tomlinson.</p> <p>Nov. 6 Signed WR Jalen Reagor to active roster. Designated RB Gus Edwards for return from Reserve/Injured. Placed LB Junior Colson and WR Simi Fehoko on Reserve/Injured. Signed LB Shaquille Quarterman and TE Eric Tomlinson to practice squad. Released TE McCallan Castles from practice squad.</p> <p>Nov. 9 Activated RB Gus Edwards from Reserve/Injured; Designated for Return. Signed TE Tucker Fisk to active roster. Activated CB Eli Apple (standard elevation) and OLB Caleb Murphy (standard elevation) from practice squad. Signed TE McCallan Castles to practice squad.</p> <p>Nov. 11 Reverted CB Eli Apple and OLB Caleb Murphy to practice squad.</p> <p>Nov. 15 Reverted CB Eli Apple and OLB Caleb Murphy to practice squad.</p> <p>Nov. 16 Signed LB Shaquille Quarterman to active roster. Waived CB Dicaprio Bootle. Activated CB Eli Apple (standard elevation) and OLB Caleb Murphy (standard elevation) from practice squad.</p> <p>Nov. 18 Reverted CB Eli Apple and OLB Caleb Murphy to practice squad.</p> <p>Nov. 19 Signed CB Dicaprio Bootle to practice squad.</p> <p>Nov. 20 Signed S Emany Johnson to practice squad. Released TE McCallan Castles from practice squad.</p> <p>Nov. 25 Activated DB Deane Leonard from Reserve/Injured; Designated for Return. Placed TE Hayden Hurst on Reserve/Injured. Signed CB Eli Apple to active roster. Waived S AJ Finley. Activated S Tony Jefferson (standard elevation) and OLB Caleb Murphy (standard elevation) from practice squad.</p> | <p>Nov. 26 Reverted S Tony Jefferson and OLB Caleb Murphy to practice squad. Signed TE McCallan Castles to practice squad.</p> <p>Nov. 27 Claimed S Marcus Maye off waivers. Placed CB Eli Apple on Reserve/Injured.</p> <p>Nov. 30 Placed RB J.K. Dobbins and S Alohi Gilman on Reserve/Injured. Signed S Tony Jefferson to active roster. Activated CB Dicaprio Bootle (standard elevation) and LB Jeremiah Jean-Baptiste (standard elevation) from practice squad.</p> <p>Dec. 2 Reverted CB Dicaprio Bootle and LB Jeremiah Jean-Baptiste to practice squad.</p> <p>Dec. 3 Signed RB John Kelly to practice squad.</p> <p>Dec. 4 Designated LB Junior Colson for return from Reserve/Injured.</p> <p>Dec. 5 Signed WR Laviska Shenault to practice squad. Released WR Dez Fitzpatrick from practice squad.</p> <p>Dec. 7 Activated LB Junior Colson from Reserve/Injured; Designated for Return. Activated RB Jaret Patterson (standard elevation) and S Kendall Williamson (standard elevation) from practice squad.</p> <p>Dec. 9 Reverted RB Jaret Patterson and S Kendall Williamson to practice squad.</p> <p>Dec. 10 Signed WR Dez Fitzpatrick to practice squad. Released T Alex Leatherwood from practice squad.</p> <p>Dec. 14 Placed WR Jalen Reagor on Reserve/Injured. Activated WR Laviska Shenault (standard elevation) and TE Eric Tomlinson (standard elevation) from practice squad.</p> <p>Dec. 17 Designated TE Hayden Hurst for return from Reserve/Injured.</p> <p>Dec. 19 Activated TE Hayden Hurst from Reserve/Injured; Designated for Return. Activated CB Dicaprio Bootle (standard elevation) and S Kendall Williamson (standard elevation) from practice squad.</p> <p>Dec. 20 Reverted CB Dicaprio Bootle and S Kendall Williamson to practice squad.</p> | <p>Dec. 23 Designated RB J.K. Dobbins for return from Reserve/Injured. Placed S Marcus Maye on Reserve/Injured. Signed S Eddie Jackson to practice squad. Released RB John Kelly from practice squad.</p> <p>Dec. 27 Activated RB J.K. Dobbins from Reserve/Injured; Designated for Return. Activated S Eddie Jackson (standard elevation) and S Kendall Williamson (standard elevation) from practice squad.</p> <p>Dec. 30 Reverted S Eddie Jackson and S Kendall Williamson to practice squad.</p> <p>Jan. 1 Designated S Alohi Gilman for return from Reserve/Injured. Placed DB Elijah Molden on Reserve/Injured.</p> <p>Jan. 2 Signed S Terrell Edmunds to practice squad. Released S Emany Johnson from practice squad.</p> <p>Jan. 4 Activated S Alohi Gilman from Reserve/Injured; Designated for Return. Activated WR Dez Fitzpatrick (standard elevation) and S Eddie Jackson (standard elevation) from practice squad.</p> <p>Jan. 6 Reverted WR Dez Fitzpatrick and S Eddie Jackson to practice squad.</p> <p>Jan. 7 Designated WR Simi Fehoko for return from Reserve/Injured. Signed RB Ezekiel Elliott to practice squad. Released WR Laviska Shenault from practice squad.</p> |
|---|--|---|

2024 TRANSACTIONS BY PLAYER

Allen, Brevin — OLB

Jan. 9 Signed to Reserve/Future contract
May 14 Waived

Allen, Keenan — WR

March 15 Traded to Chicago

Alt, Joe — T

June 11 Signed

Apple, Eli — CB

Oct. 15 Signed to practice squad
Nov. 2 Activated from practice squad (standard elevation)
Nov. 4 Reverted to practice squad
Nov. 9 Activated from practice squad (standard elevation)
Nov. 11 Reverted to practice squad
Nov. 16 Activated from practice squad (standard elevation)
Nov. 18 Reverted to practice squad
Nov. 25 Signed to active roster
Nov. 27 Placed on Reserve/Injured

Barnhart, Karsen — G

May 10 Signed
Aug. 27 Waived
Aug. 28 Signed to practice squad

Bauman, Casey — QB

May 10 Signed
Aug. 12 Waived

Benson, Luke — TE

May 10 Signed
Aug. 27 Waived
Aug. 28 Signed to practice squad
Sept. 24 Released from practice squad

Bootle, Dicaprio — CB

Sept. 11 Signed to practice squad
Oct. 12 Activated from practice squad (standard elevation)
Oct. 14 Reverted to practice squad
Oct. 21 Signed to active roster
Nov. 16 Waived
Nov. 19 Signed to practice squad
Nov. 27 Activated from practice squad (standard elevation)
Dec. 2 Reverted to practice squad
Dec. 19 Activated from practice squad (standard elevation)
Dec. 20 Reverted to practice squad

Bozeman, Bradley — C

March 18 Signed

Castles, McCallan — TE

Oct. 15 Signed to practice squad
Nov. 6 Released from practice squad
Nov. 9 Signed to practice squad
Nov. 20 Released from practice squad
Nov. 26 Signed to practice squad

Chark Jr., DJ — WR

May 16 Signed
Sept. 7 Placed on Reserve/Injured
Oct. 16 Designated for return from Reserve/Injured
Nov. 2 Activated from Reserve/Injured; Designated for Return

Clark, Jerrod — DL

Jan. 9 Signed to Reserve/Future contract
Aug. 27 Waived

Collins, Chris — OLB

May 14 Signed
Aug. 27 Placed on Reserve/Injured

Colson, Junior — LB

May 10 Signed
July 17 Declared Non-Football Illness
July 30 Passed Physical
Nov. 6 Placed on Reserve/Injured
Dec. 4 Designated for return from Reserve/Injured
Dec. 7 Activated from Reserve/Injured; Designated for Return

Daniels, Braeden — G/T

Sept. 26 Signed to practice squad
Sept. 30 Released from practice squad

Dent, Akeem — S

May 10 Signed
Aug. 27 Waived

Dicker, Cameron — K

March 5 Extended exclusive rights tender
April 2 Re-signed
Aug. 30 Signed contract extension

Dobbins, J.K. — RB

April 18 Signed
Nov. 30 Placed on Reserve/Injured
Dec. 23 Designated for return from Reserve/Injured
Dec. 27 Activated from Reserve/Injured; Designated for Return

Dotson, Elijah — RB

Jan. 9 Signed to Reserve/Future contract
Aug. 27 Waived

Duggan, Max — QB

Jan. 9 Signed to Reserve/Future contract
Aug. 19 Waived

Dupree, Bud — OLB

May 13 Signed

Dye, Troy — LB

March 18 Signed

Eboigbe, Justin — DL

May 16 Signed

Edmunds, Terrell — S

Jan. 2 Signed to practice squad

Edwards, Gus — RB

March 16 Signed
Oct. 12 Placed on Reserve/Injured
Nov. 6 Designated for return from Reserve/Injured
Nov. 9 Activated from Reserve/Injured; Designated for Return

Elliott, Ezekiel — RB

Jan. 2 Signed to practice squad

Farmer II, Andrew — OLB

Aug. 27 Waived
Aug. 28 Signed to practice squad
Sept. 3 Released from practice squad

Fehoko, Simi — WR

Jan. 9 Signed to Reserve/Future contract
Nov. 6 Placed on Reserve/Injured

Finley, AJ — S

Nov. 25 Waived

Fisk, Tucker — TE

Aug. 14 Signed
Aug. 27 Waived
Aug. 28 Signed to practice squad
Nov. 9 Signed to active roster

Fitzpatrick, Dez — WR

Sept. 3 Signed to practice squad
Dec. 5 Released from practice squad
Dec. 10 Signed to practice squad
Jan. 4 Activated from practice squad (standard elevation)
Jan. 6 Reverted to practice squad

Ford, Poona — DL

March 16 Signed

Fulton, Kristian — CB

April 2 Signed

Gill, Jaalen — WR

May 10 Signed
Aug. 27 Waived

Gilman, Alohi — S

March 13 Re-signed
Nov. 30 Placed on Reserve/Injured
Jan. 1 Designated for return from Reserve/Injured
Jan. 4 Activated from Reserve/Injured; Designated for Return

Ginda, Frank — LB

Aug. 19 Signed
Aug. 27 Waived

Hankins, Matt — CB

Jan. 9 Signed to Reserve/Future contract
Aug. 27 Waived
Aug. 28 Signed to practice squad
Sept. 7 Released from practice squad with injury settlement

Harper, Thomas — S

May 10 Signed
Aug. 27 Waived

Hart, Cam — CB

May 10 Signed

Haskins, Hassan — RB

Aug. 28 Claimed off Waivers

Heinicke, Taylor — QB

Aug. 29 Traded for from Atlanta

Heins, Zach — TE

May 10 Signed
Aug. 27 Waived

Hinton, Christopher — DL

Jan. 11 Signed to Reserve/Future contract
Aug. 27 Waived
Aug. 28 Signed to practice squad

Hurst, Hayden — TE

March 16 Signed
Nov. 25 Placed on Reserve/Injured
Dec. 17 Designated for return from Reserve/Injured
Dec. 19 Activated from Reserve/Injured; Designated for Return

Jackson, Eddie — S

Dec. 23 Signed to practice squad
Dec. 27 Activated from practice squad (standard elevation)
Dec. 30 Reverted to practice squad
Jan. 4 Activated from practice squad (standard elevation)
Jan. 6 Reverted to practice squad

Jackson, Savion — OLB

May 10 Signed
Aug. 6 Waived
Aug. 13 Signed
Aug. 27 Waived

James Jr., Derwin — S

Sept. 25 Placed on Reserve/Suspended By Commissioner-Less than One Year
Sept. 30 Suspension lifted and granted exempt status
Oct. 1 Activated from exempt status

Jean-Baptiste, Jeremiah — LB

May 10 Signed
Aug. 27 Waived
Aug. 28 Signed to practice squad
Nov. 27 Activated from practice squad (standard elevation)
Dec. 2 Reverted to practice squad

Jefferson, Tony — S

June 14 Signed
Aug. 29 Released
Aug. 30 Signed to practice squad
Sept. 14 Activated from practice squad (standard elevation)
Sept. 16 Reverted to practice squad
Sept. 26 Signed to active roster
Sept. 30 Released
Oct. 1 Signed to practice squad
Oct. 12 Signed to active roster
Oct. 19 Released
Oct. 21 Signed to practice squad
Nov. 25 Activated from practice squad (standard elevation)
Nov. 26 Reverted to practice squad
Nov. 30 Signed to active roster

2024 TRANSACTIONS BY PLAYER

Johnson, Cornelius — WR

May 10 Signed
 Aug. 27 Waived
 Aug. 28 Signed to practice squad
 Sept. 3 Released from practice squad

Johnson, Emany — S

Nov. 20 Signed to practice squad
 Jan. 2 Released from practice squad

Johnson, Jaylen — WR

May 10 Signed
 Aug. 27 Waived
 Aug. 28 Signed to practice squad
 Oct. 26 Activated from practice squad (standard elevation)
 Oct. 28 Reverted to practice squad

Johnson, Leon — WR

May 10 Signed
 Aug. 19 Waived

Kelly, John — RB

Dec. 3 Signed to practice squad
 Dec. 23 Released from practice squad

Kendricks, Eric — LB

March 5 Released

Kennedy, Robert — CB

May 10 Signed
 Aug. 27 Waived
 Aug. 28 Signed to practice squad
 Aug. 29 Released from practice squad

Laing, Brent — C

Jan. 9 Signed to Reserve/Future contract
 Aug. 27 Waived

Leatherwood, Alex — T

May 29 Signed
 Aug. 27 Waived
 Aug. 28 Signed to practice squad
 Dec. 10 Released from practice squad

Lee, Shane — LB

May 10 Signed
 Aug. 27 Waived

Leonard, Deane — DB

Oct. 21 Placed on Reserve/Injured
 Nov. 15 Designated for return from Reserve/Injured
 Nov. 25 Activated from Reserve/Injured; Designated for Return

Linsley, Corey — C

June 5 Released

Lynch, Blake — LB

Sept. 24 Signed to practice squad
 Sept. 28 Activated from practice squad (standard elevation)
 Sept. 30 Reverted to practice squad
 Oct. 15 Released from practice squad

Mason, Ben — FB/TE

April 2 Signed
 Aug. 13 Waived/Injured

Mason, Micheal — DL

May 10 Signed
 Aug. 22 Waived

Maye, Marcus — S

Nov. 27 Claimed off Waivers
 Dec. 23 Placed on Reserve/Injured

McConkey, Ladd — WR

June 20 Signed

McLellan, Tyler — T

May 10 Signed
 Aug. 27 Placed on Reserve/Injured

Molden, Elijah — DB

Aug. 29 Traded for from Tennessee
 Jan. 1 Placed on Reserve/Injured

Morris-Brash, Tre'Mon — OLB

May 10 Signed
 Aug. 27 Waived
 Aug. 28 Signed to practice squad

Murphy, Caleb — OLB

Oct. 30 Signed to practice squad
 Nov. 9 Activated from practice squad (standard elevation)
 Nov. 11 Reverted to practice squad
 Nov. 16 Activated from practice squad (standard elevation)
 Nov. 18 Reverted to practice squad
 Nov. 25 Activated from practice squad (standard elevation)
 Nov. 26 Reverted to practice squad

Mustipher, Sam — C

Aug. 28 Signed to practice squad
 Sept. 28 Activated from practice squad (standard elevation)
 Sept. 30 Reverted to practice squad
 Oct. 21 Activated from practice squad (standard elevation)

Oct. 22 Reverted to practice squad

Oct. 30 Signed to active roster

Niemann, Nick — LB

Aug. 27 Placed on Reserve/Injured and Designated for return from Reserve/Injured
 Oct. 12 Activated from Reserve/Injured; Designated for Return

Okoye, CJ — DL

Jan. 9 Signed to Reserve/Future contract
 Aug. 27 Waived
 Aug. 28 Signed to practice squad

Olatoke, Praise — WR

June 14 Signed
 Aug. 12 Waived

Parham Jr., Donald — TE

Aug. 27 Released

Patrick, Willis — G

May 10 Signed
 Aug. 27 Waived

Patterson, Jaret — RB

Jan. 10 Signed to Reserve/Future contract
 Aug. 29 Waived
 Sept. 2 Signed to practice squad
 Dec. 7 Activated from practice squad (standard elevation)
 Dec. 9 Reverted to practice squad

Perez, Luis — QB

Aug. 7 Signed
 Aug. 27 Waived

Perryman, Denzel — LB

March 19 Signed

Phillips, Jalyn — S

May 10 Signed
 Aug. 16 Waived
 Aug. 19 Signed
 Aug. 27 Waived

Quarterman, Shaquille — LB

Aug. 13 Signed
 Aug. 27 Waived
 Aug. 28 Signed to practice squad
 Sept. 7 Activated from practice squad (standard elevation)
 Sept. 9 Reverted to practice squad
 Sept. 14 Activated from practice squad (standard elevation)
 Sept. 16 Reverted to practice squad
 Sept. 21 Activated from practice squad (standard elevation)
 Sept. 23 Reverted to practice squad
 Oct. 9 Released from practice squad
 Nov. 6 Signed to practice squad
 Nov. 16 Signed to active roster

Reagor, Jalen — WR

Sept. 24 Signed to practice squad
 Oct. 21 Activated from practice squad (standard elevation)
 Oct. 22 Reverted to practice squad
 Oct. 26 Activated from practice squad (standard elevation)
 Oct. 28 Reverted to practice squad
 Nov. 2 Activated from practice squad (standard elevation)
 Nov. 4 Reverted to practice squad
 Nov. 6 Signed to active roster
 Dec. 14 Placed on Reserve/Injured

Rex, Isaac — TE

Aug. 22 Signed
 Aug. 27 Waived

Rice, Brenden — WR

May 10 Signed
 Nov. 2 Placed on Reserve/Injured

Rumph II, Chris — OLB

Aug. 27 Placed on Reserve/Injured

Samuel Jr., Asante — CB

Oct. 12 Placed on Reserve/Injured

2024 TRANSACTIONS BY PLAYER

Sarell, Foster — T

March 5 Extended exclusive rights tender
 March 8 Re-signed

Shelby, Ty — OLB

Aug. 27 Waived

Shelton, Nehemiah — CB

Sept. 9 Signed to practice squad
 Sept. 24 Released from practice squad
 Oct. 9 Signed to practice squad
 Oct. 19 Released from practice squad

Shenault, Laviska — WR

Dec. 5 Signed to practice squad
 Dec. 14 Activated from practice squad (standard elevation)
 Dec. 16 Reverted to practice squad
 Jan. 7 Released from practice squad

Smith, Tyler — T

May 10 Signed
 May 23 Waived

Spiller, Isaiah — RB

Aug. 27 Waived
 Aug. 28 Signed to practice squad
 Sept. 2 Released from practice squad

Stick, Easton — QB

March 16 Signed

Still, Tarheeb — CB

May 10 Signed

Tart, Teair — DL

Aug. 16 Signed

Tomlinson, Eric — TE

Aug. 29 Signed to practice squad
 Sept. 7 Signed to active roster
 Nov. 5 Released
 Nov. 6 Signed to practice squad
 Dec. 14 Activated from practice squad (standard elevation)
 Dec. 16 Reverted to practice squad

Trainer, Andrew — T

March 12 Waived

Uzodinma, Amechi — CB

March 12 Waived

Vidal, Kimani — RB

May 10 Signed

Wade, Shaun — CB

Sept. 3 Signed to practice squad
 Oct. 21 Signed to active roster
 Oct. 22 Waived
 Oct. 24 Signed to practice squad

Walton, Zamari — CB

May 10 Signed
 Aug. 27 Waived

Wilcox, Chris — CB

Jan. 9 Signed to Reserve/Future contract
 Aug. 13 Waived

Williams, Bucky — C/G

May 10 Signed
 Aug. 27 Placed on Reserve/Injured

Williams, Mike — WR

March 13 Released

Williamson, Kendall — S

Oct. 30 Signed to practice squad
 Dec. 7 Activated from practice squad (standard elevation)
 Dec. 9 Reverted to practice squad
 Dec. 19 Activated from practice squad (standard elevation)
 Dec. 20 Reverted to practice squad
 Dec. 27 Activated from practice squad (standard elevation)
 Dec. 30 Reverted to practice squad

Wooden, Isaiah — WR

Aug. 12 Signed
 Aug. 27 Waived

Woods, JT — S


Aug. 28 Waived

MEDIA INFORMATION



SoFi Stadium

SEATING MAP



CHARGERS.COM

GAME-DAY MEDIA PARKING: Media attending Chargers home games have been assigned reserved areas to park at SoFi Stadium. All parking will be distributed electronically. As a reminder, parking is limited and is being provided as a courtesy.

MEDIA ENTRANCE: All credentialed media must enter through southeast media gate between entries 10 & 11 near Media Will Call and are subject to search procedures. Please be prepared to open all cases and bags for inspection by SoFi Stadium security personnel. All items will be inspected and tagged for security purposes. Please make sure bags are identifiable and limit carry-in items to only what is necessary. Please remove any security tags from prior games.

PRESS WILL CALL
Press Will Call is located at the southeast media gate between entries 10 & 11.

PRESS BOX
Media can access the press box by entering SoFi Stadium through the southeast media gate. Once on the concourse, turn left and walk along the concourse around the South end zone until reaching elevators in the southwest corner of the stadium. Take the elevators up to level 7 to access the press box.

CHARGERS MEDIA SITE
[Chargers.com/media](https://chargers.com/media) is available to assist media with coverage leading up to each game of the 2024 season. The media site contains digital copies of all press materials. Credential requests on the site must be submitted by the sports director, sports editor or photo editor to be considered.

CHARGERS GAME RELEASE
Stats and notes in Los Angeles Chargers Game Releases are found utilizing a variety of sources, including STATS LLC, Sportradar, Stathead and the Elias Sports Bureau.

LOS ANGELES CHARGERS COMMUNICATIONS CONTACTS

| NAME | TITLE | EMAIL |
|------------------|---|-----------------------------------|
| Josh Rupprecht | Senior Vice President, Communications & Brand Messaging | Josh.Rupprecht@Chargers.NFL.com |
| Jennifer Rojas | Vice President, Marketing Communications & Alumni Affairs | Jennifer.Rojas@Chargers.NFL.com |
| Lauren Georgeson | Senior Manager, Corporate Marketing & Communications | Lauren.Georgeson@Chargers.NFL.com |
| Brock Anderson | Senior Manager, Football Communications | Brock.Anderson@Chargers.NFL.com |
| Leonie Strehl | Senior Coordinator, Marketing Communications & Alumni Affairs | Leonie.Strehl@Chargers.NFL.com |
| Ricky Martinez | Coordinator, Football Communications | Ricky.Martinez@Chargers.NFL.com |

***SUPPLEMENTAL
STATS***

ALL-TIME SERIES HISTORY

| Franchise | REGULAR SEASON | | | | | | POSTSEASON | | | | | PRESEASON | | |
|-------------------------------------|----------------|------------|-----------|-------------|---------------|---------------|------------|-----------|-------------|------------|------------|------------|------------|----------|
| | W | L | T | Pct. | PF | PA | W | L | Pct. | PF | PA | W | L | T |
| Arizona Cardinals ¹ | 11 | 5 | 0 | .688 | 407 | 318 | 0 | 0 | — | | | 14 | 11 | 0 |
| Atlanta Falcons | 5 | 8 | 0 | .385 | 187 | 260 | 0 | 0 | — | | | 4 | 2 | 0 |
| Baltimore Ravens | 5 | 10 | 0 | .333 | 275 | 337 | 1 | 0 | 1.000 | 23 | 17 | 0 | 0 | 0 |
| Buffalo Bills | 24 | 12 | 2 | .667 | 938 | 660 | 1 | 2 | .333 | 27 | 57 | 0 | 1 | 0 |
| Carolina Panthers | 2 | 6 | 0 | .250 | 135 | 171 | 0 | 0 | — | | | 0 | 0 | 0 |
| Chicago Bears | 7 | 7 | 0 | .500 | 279 | 233 | 0 | 0 | — | | | 4 | 3 | 0 |
| Cincinnati Bengals | 23 | 14 | 0 | .622 | 905 | 805 | 1 | 1 | .500 | 34 | 37 | 0 | 0 | 0 |
| Cleveland Browns ² | 20 | 9 | 1 | .683 | 727 | 582 | 0 | 0 | — | | | 1 | 0 | 1 |
| Dallas Cowboys | 5 | 8 | 0 | .385 | 295 | 296 | 0 | 0 | — | | | 9 | 8 | 0 |
| Denver Broncos | 57 | 72 | 1 | .442 | 2,789 | 2,764 | 0 | 1 | .000 | 17 | 24 | 5 | 2 | 0 |
| Detroit Lions | 7 | 6 | 0 | .538 | 292 | 304 | 0 | 0 | — | | | 0 | 1 | 0 |
| Green Bay Packers | 2 | 11 | 0 | .154 | 232 | 376 | 0 | 0 | — | | | 2 | 1 | 1 |
| Houston Texans | 6 | 3 | 0 | .667 | 247 | 192 | 0 | 0 | — | | | 1 | 0 | 0 |
| Indianapolis Colts ³ | 18 | 10 | 0 | .643 | 666 | 476 | 2 | 1 | .667 | 71 | 76 | 2 | 2 | 0 |
| Jacksonville Jaguars | 9 | 4 | 0 | .692 | 385 | 255 | 0 | 0 | — | | | 0 | 0 | 0 |
| Kansas City Chiefs ⁴ | 57 | 71 | 1 | .445 | 2,624 | 2,880 | 1 | 0 | 1.000 | 17 | 0 | 5 | 2 | 0 |
| Las Vegas Raiders ⁵ | 60 | 68 | 2 | .469 | 2,857 | 2,876 | 0 | 1 | .000 | 27 | 34 | 7 | 7 | 0 |
| Los Angeles Rams ⁶ | 6 | 7 | 0 | .462 | 344 | 335 | 0 | 0 | — | | | 20 | 19 | 0 |
| Miami Dolphins | 15 | 18 | 0 | .455 | 753 | 738 | 2 | 2 | .500 | 76 | 124 | 3 | 1 | 0 |
| Minnesota Vikings | 7 | 8 | 0 | .467 | 358 | 369 | 0 | 0 | — | | | 3 | 11 | 1 |
| New England Patriots ⁷ | 16 | 24 | 2 | .400 | 817 | 983 | 1 | 3 | .250 | 112 | 96 | 5 | 2 | 0 |
| New Orleans Saints | 8 | 6 | 0 | .571 | 367 | 272 | 0 | 0 | — | | | 4 | 6 | 0 |
| New York Giants | 8 | 5 | 0 | .615 | 356 | 302 | 0 | 0 | — | | | 5 | 3 | 0 |
| New York Jets ⁸ | 24 | 12 | 1 | .667 | 1,057 | 739 | 0 | 2 | .000 | 31 | 37 | 4 | 2 | 1 |
| Philadelphia Eagles | 8 | 5 | 0 | .615 | 262 | 266 | 0 | 0 | — | | | 3 | 1 | 0 |
| Pittsburgh Steelers | 9 | 24 | 0 | .273 | 626 | 854 | 2 | 1 | .667 | 72 | 76 | 1 | 2 | 0 |
| San Francisco 49ers | 8 | 7 | 0 | .533 | 339 | 396 | 0 | 1 | .000 | 26 | 49 | 22 | 27 | 0 |
| Seattle Seahawks | 25 | 27 | 0 | .481 | 1,090 | 1,103 | 0 | 0 | — | | | 5 | 13 | 0 |
| Tampa Bay Buccaneers | 8 | 5 | 0 | .615 | 348 | 290 | 0 | 0 | — | | | 0 | 0 | 0 |
| Tennessee Titans ⁹ | 29 | 16 | 1 | .644 | 1,176 | 1,002 | 1 | 3 | .250 | 50 | 57 | 7 | 3 | 0 |
| Washington Commanders ¹⁰ | 5 | 7 | 0 | .417 | 259 | 284 | 0 | 0 | — | | | 1 | 0 | 0 |
| ALL-TIME TOTALS | 494 | 495 | 11 | .499 | 22,392 | 21,717 | 12 | 18 | .400 | 583 | 684 | 137 | 127 | 4 |

Note: Prior to 1972, tie games were not included in winning percentage.

1—Known as St. Louis Cardinals (1960-87) and Phoenix Cardinals (1988-93)

2—Did not play from 1996-98 after relocation to Baltimore, but rejoined as an expansion franchise in 1999

3—Known as Baltimore Colts (1960-83)

4—Known as Dallas Texans (1960-62)

5—Known as Los Angeles Rams (1960-94 and 2016-present) and St. Louis Rams (1995-2015)

6—Known as Boston Patriots (1960-70)

7—Known as Titans of New York (1960-62)

8—Known as Oakland Raiders (1960-81 and 1995-2019) and Los Angeles Raiders (1982-94)

9—Known as Houston Oilers (1960-96) and Tennessee Oilers (1997-98)

10—Known as Washington Redskins (1960-2019) and Washington Football Team (2020-21)

THE LAST TIME . . .

Regular season in regular font | Postseason in italics

RUSHING

200 Yards Rushing, Individual

CHARGERS — LaDainian Tomlinson, Dec. 28, 2003 vs. Oakland (243 yards)
OPPONENT — Adrian Peterson, Nov. 4, 2007 at Minnesota (296 yards)
CHARGERS — *Keith Lincoln, AFL Championship, Jan. 5, 1964 vs. Boston (206 yards)*
OPPONENT — *Never*

100 Yards Rushing, Individual

CHARGERS — **J.K. Dobbins, Sept. 15, 2024 at Carolina (131 yards)**
OPPONENT — **Bucky Irving, Dec. 15, 2024 vs. Tampa Bay (117 yards)**
CHARGERS — *Darren Sproles, AFC Wild Card, Jan. 3, 2009 vs. Indianapolis (105 yards)*
OPPONENT — *Sony Michel, AFC Divisional, Jan. 13, 2019 at New England (129 yards)*

100 Yards Rushing, One Half, Individual

CHARGERS — **J.K. Dobbins, Sept. 8, 2024 vs. Las Vegas (131 yards in second half)**
OPPONENT — Daivid Montgomery, Nov 12, 2023 vs. Detroit (102 yards in first half)
CHARGERS — *Keith Lincoln, AFL Championship, Jan. 5, 1964 vs. Boston (176 yards in first half)*
OPPONENT — *Sony Michel, AFC Divisional, Jan. 13, 2019 at New England (105 yards in first half)*

Two 100-Yard Rushers

CHARGERS — Darren Sproles (122 yards) and LaDainian Tomlinson (116 yards) Dec. 16, 2007, vs. Detroit
OPPONENT — Frank Gore (158 yards) and Colin Kaepernick (151 yards), Dec. 20, 2014 at San Francisco
CHARGERS — *Never*
OPPONENT — *Never*

Four Touchdowns Rushing, Individual

CHARGERS — LaDainian Tomlinson, Oct. 14, 2007 vs. Oak. (3, 27, 13, 41 yards)
OPPONENT — *Never*
CHARGERS — *Never*
OPPONENT — *Never*

Three Touchdowns Rushing, Individual

CHARGERS — Melvin Gordon, Oct. 15, 2018, at Cleveland (4, 10, 11 yards)
OPPONENT — Darrel Young, Nov. 3, 2013 at Washington (1, 1, 4 yards)
CHARGERS — *Never*
OPPONENT — *Sony Michel, AFC Divisional, Jan. 13, 2019 at New England (1, 14, 5 yards)*

Two Touchdowns Rushing, Individual

CHARGERS — **Gus Edwards, Dec. 19, 2024 vs. Denver (1, 5 yards)**
OPPONENT — Josh Allen, Dec. 23, 2023 vs. Buffalo (2, 1 yard)
CHARGERS — *Darren Sproles, AFC Wild Card, Jan. 3, 2009 vs. Indianapolis (9, 22 yards)*
OPPONENT — *Sony Michel, AFC Divisional, Jan. 13, 2019 at New England (1, 14, 5 yards)*

PASSING

500 Yards Passing, Individual

CHARGERS — Philip Rivers, Oct. 18, 2015 at Green Bay (503 yards)
OPPONENT — *Never*
CHARGERS — *Never*
OPPONENT — *Never*

400 Yards Passing, Individual

CHARGERS — Justin Herbert, Sept. 24, 2023 at Minnesota (405 yards)
OPPONENT — Patrick Mahomes, Oct. 22, 2023 at Kansas City (424 yards)
CHARGERS — *Dan Fouts, AFC Divisional, Jan. 2, 1982 at Miami (433 yards)*
OPPONENT — *Peyton Manning, AFC Divisional, Jan. 13, 2008 at Indianapolis (402 yards)*

300 Yards Passing, Individual

CHARGERS — **Justin Herbert, Jan. 5, 2025 at Las Vegas (346 yards)**
OPPONENT — **Joe Burrow, Nov. 17, 2024 vs. Cincinnati (356 yards)**
CHARGERS — *Philip Rivers, AFC Divisional, Jan. 13, 2019 at New England (331 yards)*
OPPONENT — *Tom Brady, AFC Divisional, Jan. 13, 2019 at New England (343 yards)*

Six Touchdown Passes, Individual

CHARGERS — Dan Fouts, Nov. 22, 1981 at Oakland (12, 15, 29, 4, 5, 6 yards)
OPPONENT — *Never*
CHARGERS — *Never*
OPPONENT — *Never*

Five Touchdown Passes, Individual

CHARGERS — Drew Brees, Oct. 31, 2004 vs. Oakland (17, 13, 23, 5, 1 yards)
OPPONENT — Tom Brady, Oct. 4, 2020 at Tampa Bay (3, 6, 28, 19, 9 yards)
CHARGERS — *Never*
OPPONENT — *Never*

Four Touchdown Passes, Individual

CHARGERS — Justin Herbert, Nov. 12, 2023 vs. Detroit (29, 18, 1, 38 yards)
OPPONENT — **Baker Mayfield, Dec. 15, 2024 vs. Tampa Bay (26, 57, 35, 11 yards)**
CHARGERS — *Never*
OPPONENT — *Don Strock, AFC Divisional, Jan. 2, 1982 at Miami (1, 40, 15, 50 yards)*

Three Touchdown Passes, Individual

CHARGERS — **Justin Herbert, Dec. 28, 2024 at New England (23, 6, 40 yards)**
OPPONENT — **Baker Mayfield, Dec. 15, 2024 vs. Tampa Bay (26, 57, 35, 11 yards)**
CHARGERS — *Philip Rivers, AFC Divisional, Jan. 13, 2019 at New England (43, 1, 8 yards)*
OPPONENT — *Peyton Manning, AFC Divisional, Jan. 13, 2008 at Indianapolis (25, 9, 55 yards)*

Six Interceptions Thrown, Individual

CHARGERS — Ed Luther, Oct. 31, 1983 vs. Washington
OPPONENT — Peyton Manning, Nov. 11, 2007 vs. Indianapolis
CHARGERS — *Never*
OPPONENT — *Never*

Five Interceptions Thrown, Individual

CHARGERS — Craig Whelihan, Dec. 13, 1998 at Seattle
OPPONENT — Nathan Peterman, Nov. 19, 2017 vs. Buffalo
CHARGERS — *Dan Fouts, AFC Second Round, Jan. 16, 1983 at Miami*
OPPONENT — *George Blanda, AFL Championship, Dec. 24, 1961 vs. Houston Oilers*

Four Interceptions Thrown, Individual

CHARGERS — Philip Rivers, Nov. 18, 2019 vs. Kansas City in Mexico City, Mexico
OPPONENT — **Kirk Cousins, Dec. 1, 2024 at Atlanta**
CHARGERS — *Stan Humphries, AFC Wild Card, Dec. 31, 1995 vs. Indianapolis*
OPPONENT — *George Blanda, AFL Championship, Dec. 24, 1961 vs. Houston Oilers*

RECEIVING

10 or More Receptions, Individual

- CHARGERS** — **Quentin Johnston, Jan. 5, 2025 at Las Vegas (13 receptions)**
OPPONENT — Cole Kmet, Oct. 29, 2023 vs. Chicago (10 receptions)
CHARGERS — *Ronnie Harmon, AFC Wild Card, Dec. 31, 1995 vs. Indianapolis (10 receptions)*
OPPONENT — *James White, AFC Divisional, Jan. 13, 2019 at New England (15 receptions)*

200 Yards Receiving, Individual

- CHARGERS** — Keenan Allen, Sept. 24, 2023 at Minnesota (215 yards)
OPPONENT — Tyreek Hill, Sept. 10, 2023 vs. Miami (215 yards)
CHARGERS — *Never*
OPPONENT — *Never*

100 Yards Receiving, Individual

- CHARGERS** — **Quentin Johnston, Jan. 5, 2025 at Las Vegas (186 yards)**
OPPONENT — **Jakobi Meyers, Jan. 5, 2025 at Las Vegas (123 yards)**
CHARGERS — *Keenan Allen, AFC Divisional, Jan. 12, 2014 at Denver (142 yards)*
OPPONENT — *Julian Edelman, AFC Divisional, Jan. 13, 2019 at New England (151 yards)*

100 Yards Receiving, One Half, Individual

- CHARGERS** — **Quentin Johnston, Jan. 5, 2025 at Las Vegas (118 yards in first half)**
OPPONENT — **Mike Evans, Dec. 15, 2024 vs. Tampa Bay (115 yards in second half)**
CHARGERS — *Keenan Allen, AFC Divisional, Jan. 12, 2014 at Denver (142 yards in second half)*
OPPONENT — *Julian Edelman, AFC Divisional, Jan. 13, 2019 at New England (107 yards in first half)*

Two 100-Yard Receivers

- CHARGERS** — Keenan Allen (215 yards) and Mike Williams (121 yards), Sept. 24, 2023 at Minnesota
OPPONENT — Travis Kelce (191 yards) and Tyreek Hill (148 yards), Dec. 16, 2021 vs. Kansas City
CHARGERS — *Chris Chambers (133 yards) and Vincent Jackson (114 yards), AFC Wild Card, Jan. 6, 2008*
OPPONENT — *Tony Nathan (114 yards) and Duriel Harris (106 yards), AFC Divisional, Jan. 2, 1982*

Five Touchdown Receptions, Individual

- CHARGERS** — Kellen Winslow, Nov. 22, 1981 at Oakland (15, 29, 4, 5, 3 yards)
OPPONENT — *Never*
CHARGERS — *Never*
OPPONENT — *Never*

Four Touchdown Receptions, Individual

- CHARGERS** — Kellen Winslow, Nov. 22, 1981 at Oakland (15, 29, 4, 5, 3 yards)
OPPONENT — Daryl Turner, Sept. 15, 1985 vs. Seattle (34, 15, 30, 7 yards)
CHARGERS — *Never*
OPPONENT — *Never*

Three Touchdown Receptions, Individual

- CHARGERS** — Danny Woodhead, Dec. 20, 2015 vs. Miami (20, 9, 9 yards)
OPPONENT — Travis Kelce, Nov. 20, 2022 vs. Kansas City (4, 32, 17 yards)
CHARGERS — *Never*
OPPONENT — *Jerry Rice, Super Bowl XXIX at Joe Robbie Stadium, Jan. 29, 1995 vs. San Francisco (44, 15, 7 yards)*

Two Touchdown Receptions, Individual

- CHARGERS** — **Ladd McConkey, Dec. 28, 2024 vs. New Orleans (6, 40 yards)**
OPPONENT — **Mike Evans, Dec. 15, 2024 vs. Tampa Bay (57, 35 yards)**
CHARGERS — *Keenan Allen, AFC Divisional, Jan. 12, 2014 at Denver (16, 16 yards)*
OPPONENT — *Michael Crabtree, AFC Wild Card, Jan. 6, 2019 at Baltimore (31, 7 yards)*

COMBINATION

100 Yards Rushing and Receiving, Individual

- CHARGERS** — Austin Ekeler, Dec. 8, 2019 at Jacksonville (101 yards rushing, 112 yards receiving)
OPPONENT — Essex Johnson, Sept. 30, 1973 vs. Cincinnati (121 yards rushing, 116 yards receiving)
CHARGERS — *Keith Lincoln, AFC Championship, Jan. 5, 1964 vs. Boston (206 yards rushing, 123 yards receiving)*
OPPONENT — *Never*

300-Yard Passer, 100-Yard Rusher and 100-Yard Receiver

- CHARGERS** — Philip Rivers (314 yards passing), Austin Ekeler (101 yards rushing), Austin Ekeler (112 yards receiving), Dec. 8, 2019 at Jacksonville
OPPONENT — Patrick Mahomes (329 yards passing), Isiah Pacheco (107 yards rushing), Travis Kelce (115 yards receiving), Nov. 20, 2022 vs. Kansas City
CHARGERS — *Dan Fouts (333 yards passing), Chuck Muncie (126 yards rushing), Wes Chandler (124 yards receiving), Kellen Winslow (102 yards receiving), AFC Wild Card, Jan. 9, 1983 at Pittsburgh*
OPPONENT — *Tom Brady (343 yards passing), Sony Michel (129 yards rushing), Julian Edelman (151 yards receiving), AFC Divisional, Jan. 13, 2019 at New England*

INTERCEPTIONS

Four Interceptions, Individual

- CHARGERS** — *Never*
OPPONENT — Kwamie Lassiter, Dec. 27, 1998 at Arizona (4 interceptions)
CHARGERS — *Never*
OPPONENT — *Vernon Perry, AFC Divisional, Dec. 29, 1979 vs. Houston Oilers (4 interceptions)*

Three Interceptions, Individual

- CHARGERS** — Antonio Cromartie, Nov. 11, 2007 vs. Indianapolis (3 interceptions)
OPPONENT — Kwamie Lassiter, Dec. 27, 1998 at Arizona (4 interceptions)
CHARGERS — *Never*
OPPONENT — *Vernon Perry, AFC Divisional, Dec. 29, 1979 vs. Houston Oilers (4 interceptions)*

Two Interceptions, Individual

- CHARGERS** — **Tarheeb Still, Dec. 1, 2024 at Atlanta (2 interceptions)**
OPPONENT — Patrick Surtain II, Nov. 28, 2021 at Denver (2 interceptions)
CHARGERS — *Glen Edwards, AFC Divisional, Jan. 3, 1981 vs. Buffalo (2 interceptions)*
OPPONENT — *Jason Belser, AFC Wild Card, Dec. 31, 1995 vs. Indianapolis (2 interceptions)*

Interception Returned for Touchdown

- CHARGERS** — **Tarheeb Still, Dec. 1, 2024 at Atlanta (61 yards of Kirk Cousins)**
OPPONENT — Jack Jones, Dec. 14, 2023 at Las Vegas (16 yards of Easton Stick)
CHARGERS — *Never*
OPPONENT — *Never*

SACKS

Six Sacks, Individual

CHARGERS — Khalil Mack, Oct. 1, 2023 vs. Las Vegas (6.0 sacks)
OPPONENT — Never
CHARGERS — Never
OPPONENT — Never

Five Sacks, Individual

CHARGERS — Khalil Mack, Oct. 1, 2023 vs. Las Vegas (6.0 sacks)
OPPONENT — Never
CHARGERS — Never
OPPONENT — Never

Four-and-One-Half Sacks, Individual

CHARGERS — Khalil Mack, Oct. 1, 2023 vs. Las Vegas (6.0 sacks)
OPPONENT — Hugh Douglas, Oct. 18, 1998 vs. Philadelphia (4.5 sacks)
CHARGERS — Never
OPPONENT — Never

Four Sacks, Individual

CHARGERS — Khalil Mack, Oct. 1, 2023 vs. Las Vegas (6.0 sacks)
OPPONENT — Justin Houston, Dec. 28, 2014 at Kansas City (4.0 sacks)
CHARGERS — Never
OPPONENT — Never

Three-and-One-Half Sacks, Individual

CHARGERS — Khalil Mack, Oct. 1, 2023 vs. Las Vegas (6.0 sacks)
OPPONENT — Justin Houston, Dec. 28, 2014 at Kansas City (3.5 sacks)
CHARGERS — Never
OPPONENT — Never

Three Sacks, Individual

CHARGERS — Khalil Mack, Oct. 1, 2023 vs. Las Vegas (6.0 sacks)
OPPONENT — Myles Garrett, Nov. 3 2024 at Cleveland (3.0 sacks)
CHARGERS — Never
OPPONENT — Never

Two-and-One-Half Sacks, Individual

CHARGERS — Tuli Tuipulotu, Nov. 3, 2024 at Cleveland (2.5 sacks)
OPPONENT — Myles Garrett, Nov. 3 2024 at Cleveland (3.0 sacks)
CHARGERS — Burt Grossman, AFC Wild Card,
Jan. 2, 1993 vs. Kansas City (2.5 sacks)
OPPONENT — Never

Two Sacks, Individual

CHARGERS — Derwin James Jr., Dec. 28, 2024 at New England (2.0 sacks)
OPPONENT — Tershawn Wharton, Dec. 8, 2024 at Kansas City (2.0 sacks)
CHARGERS — Melvin Ingram, AFC Wild Card,
Jan. 6, 2019 at Baltimore (2.0 sacks)
OPPONENT — Shaun Phillips, AFC Divisional,
Jan. 12, 2014 at Denver (2.0 sacks)

TOUCHDOWNS

Five Touchdowns, Individual

CHARGERS — Kellen Winslow, Nov. 22, 1981 at Oakland
(15-, 29-, 4-, 5-, 3-yard receptions)
OPPONENT — Never
CHARGERS — Never
OPPONENT — Never

Four Touchdowns, Individual

CHARGERS — Austin Ekeler, Nov. 21, 2021 vs. Pittsburgh
(10-, 17-yard receptions; 6-, 5-yard runs)
OPPONENT — Harvey Williams, Nov. 16, 1997, vs. Oakland
(8-, 32-yard receptions; 1-, 1-yard runs)
CHARGERS — Never
OPPONENT — Never

Three Touchdowns, Individual

CHARGERS — Austin Ekeler, Oct. 2, 2022 at Houston
(14-yard receptions; 10-, 20-yard runs)
OPPONENT — Travis Kelce, Nov. 20, 2022 vs. Kansas City
(4-, 32-, 17-yard receptions)
CHARGERS — Never
OPPONENT — Sony Michel, AFC Divisional,
Jan. 13, 2019 at New England (1-, 14-, 5-yard runs)

FIELD GOALS AND PATS

Six Field Goals Made, Individual

CHARGERS — Greg Davis, Oct. 5, 1997 at Oakland
(30, 22, 38, 43, 33, 33 yards)
OPPONENT — Phil Dawson, Nov. 5, 2006 vs. Cleveland
(37, 20, 42, 30, 36, 35 yards)
CHARGERS — Never
OPPONENT — Never

Five Field Goals Made, Individual

CHARGERS — Cameron Dicker, Oct. 21, 2024 at Arizona
(59, 50, 28, 47, 40 yards)
OPPONENT — Daniel Carlson, Jan. 9, 2022 at Las Vegas
(24, 31, 52, 40, 47 yards)
CHARGERS — Michael Badgley, AFC Wild Card,
Jan. 6, 2019 at Baltimore (21, 53, 40, 34, 47 yards)
OPPONENT — Never

Four Field Goals Made, Individual

CHARGERS — Cameron Dicker, Jan. 5, 2025 at Las Vegas
(33, 32, 49, 20 yards)
OPPONENT — Chase McLaughlin, Dec. 15, 2024 vs. Tampa Bay
(22, 37, 42, 43 yards)
CHARGERS — Michael Badgley, AFC Wild Card,
Jan. 6, 2019 at Baltimore (21, 53, 40, 34, 47 yards)
OPPONENT — Never

50-Yard Field Goal, Individual

CHARGERS — Cameron Dicker, Dec. 19, 2024 vs. Denver (57 yards)
OPPONENT — Matthew Wright, Dec. 8, 2024 at Kansas City (50 yards)
CHARGERS — Michael Badgley, AFC Wild Card,
Jan. 6, 2019 at Baltimore (53 yards)
OPPONENT — Stephen Gostkowski, AFC Divisional,
Jan. 14, 2007 vs. New England (50 yards)

Blocked Field Goal Attempt

CHARGERS — Teair Tart, Nov. 3, 2024 at Cleveland
(51-yard Dustin Hopkins attempt)
OPPONENT — Zack Allen, Dec. 31, 2023 at Denver
(50-yard Cameron Dicker attempt)
CHARGERS — Leroy Jones, AFC Divisional, Jan. 2, 1982 at Miami
(34-yard Uwe von Schamann attempt)
OPPONENT — Never

Two-Point Conversion

CHARGERS — Ladd McConkey pass from Justin Herbert,
Jan. 5, 2025 at Las Vegas
OPPONENT — Clyde Edwards-Helaire pass from Patrick Mahomes,
Dec. 16, 2021 vs. Kansas City
CHARGERS — Keenan Allen pass from Philip Rivers, AFC Divisional,
Jan. 13, 2019 at New England
OPPONENT — Kevin Faulk run, AFC Divisional,
Jan. 14, 2007 vs. New England

Point After Touchdown Missed

CHARGERS — Cameron Dicker, Nov. 3, 2024 at Cleveland
(Second attempt, wide left)
OPPONENT — Anders Carlson, Nov. 19, 2023 at Green Bay
(Second attempt, wide right)
CHARGERS — Rolf Benirschke, AFC Second Round,
Jan. 16, 1993 at Miami (First attempt, wide right)
OPPONENT — Never

Blocked Point After Touchdown

CHARGERS — Isaac Rochell, Sept. 27, 2020 vs. Carolina
(Joey Slye, first attempt)
OPPONENT — Denico Autry, Dec. 31, 2017 vs. Oakland
(Nick Rose, third attempt)
CHARGERS — Never
OPPONENT — Never

PUNTING

80-Yard Punt

CHARGERS — JK Scott, Dec. 11, 2023 vs. Denver (83 yards)
OPPONENT — Dustin Colquitt, Dec. 2, 2007 at Kansas City (81 yards)
CHARGERS — *Never*
OPPONENT — *Never*

70-Yard Punt

CHARGERS — JK Scott, Dec. 11, 2023 vs. Denver (83 yards)
OPPONENT — Bryce Baringer, Dec. 3, 2023 at New England (70 yards)
CHARGERS — *Never*
OPPONENT — Ray Guy, AFC Championship, Jan. 11, 1981 vs. Oakland (71 yards)

60-Yard Punt

CHARGERS — JK Scott, Oct. 27, 2024 vs. New Orleans (67 yards)
OPPONENT — AJ Cole, Jan. 5, 2025 at Las Vegas (62 yards)
CHARGERS — Mike Scifres, AFC Divisional, Jan. 12, 2014 at Denver (62 yards)
OPPONENT — Hunter Smith, AFC Wild Card, Jan. 3, 2009 vs. Indianapolis (63 yards)

Blocked Punt

CHARGERS — Jerry Attaochu of Drew Butler, Sept. 8, 2014 at Arizona
OPPONENT — Miles Killebrew of Ty Long, Nov. 21, 2021 vs. Pittsburgh
CHARGERS — *Never*
OPPONENT — Lou Piccone of Rick Partridge, AFC Divisional, Jan. 3, 1981 vs. Buffalo

10 or More Punts, Individual

CHARGERS — Drew Kaser, Nov. 12, 2017 at Jacksonville (10 punts for 485 yards)
OPPONENT — Chad Stanley, Sept. 15, 2002 vs. Houston (10 punts for 406 yards)
CHARGERS — *Never*
OPPONENT — *Never*

No Punts

CHARGERS — Dec. 26, 2021 at Houston
OPPONENT — Sept. 19, 2010 vs. Jacksonville
CHARGERS — *Never*
OPPONENT — AFC Divisional, Jan. 12, 2014 at Denver

OTHER SPECIAL TEAMS

Kickoff Returned for Touchdown

CHARGERS — Andre Roberts, Jan. 2, 2022 vs. Denver (101 yards)
OPPONENT — Mecole Hardman, Dec. 29, 2019 at Kansas City (104 yards)
CHARGERS — Andre Coleman, Super Bowl XXIX at Joe Robbie Stadium, Jan. 29, 1995 vs. San Francisco (98 yards)
OPPONENT — *Never*

Punt Returned for Touchdown

CHARGERS — Derius Davis, Nov. 6, 2023 at New York Jets (87 yards)
OPPONENT — Gunner Olszewski, Dec. 6, 2020, vs. New England (70 yards)
CHARGERS — Wes Chandler, AFC Divisional, Jan. 2, 1982 at Miami (58 yards)
OPPONENT — Antonio Holmes, AFC Divisional, Jan. 11, 2009 at Pittsburgh (67 yards)

Blocked Punt Returned for Touchdown

CHARGERS — Jacob Hester, Oct. 25, 2009 at Kansas City (Recovered own blocked Dustin Colquitt punt in end zone)
OPPONENT — Daniel Thomas, Oct. 25, 2020 vs. Jacksonville (Recovered own blocked Ty Long punt, returned recovery 16 yards)
CHARGERS — *Never*
OPPONENT — *Never*

Recovered Own Onside Kick Attempt

CHARGERS — Darrell Stuckey of Nick Novak kick, Nov. 18, 2012 at Denver
OPPONENT — Keion Crossen of Riley Dixon kick, Dec. 12, 2021 vs. New York Giants
CHARGERS — Richard Marshall of Nick Novak kick, AFC Divisional, Jan. 12, 2014 at Denver
OPPONENT — *Never*

OTHER DEFENSE

Shutout Posted

CHARGERS — Dec. 3, 2023 at New England (6-0, Chargers win)
OPPONENT — Dec. 6, 2020 vs. New England (45-0, Patriots win)
CHARGERS — AFC Wild Card, Jan. 2, 1993 vs. Kansas City (Chargers win, 17-0)
OPPONENT — AFC Divisional, Jan. 10, 1993 at Miami (Dolphins win, 31-0)

Fumble Returned for Touchdown

CHARGERS — Tevaughn Campbell, Dec. 5, 2021 at Cincinnati (61 yards)
OPPONENT — Mike Edwards, Jan. 7, 2024 vs. Kansas City (97 yards)
CHARGERS — *Never*
OPPONENT — Guy Ruff, AFC Wild Card, Jan. 9, 1983 at Pittsburgh (Recovered opening kickoff fumble in end zone)

Safety Scored

CHARGERS — Oct. 23, 2022 vs. Seattle (Kenneth Walker III tackled by Sebastian Joseph-Day and Troy Reeder in end zone)
OPPONENT — Oct. 27, 2024 vs. New Orleans (JK Scott fumbled out end zone)
CHARGERS — AFC Divisional, Jan. 8, 1995 vs. Miami (Bernie Parmalee tackled in end zone by Reuben Davis)
OPPONENT — *Never*

MISCELLANEOUS

No Penalties

CHARGERS — Oct. 9, 2011 at Denver (Chargers win, 29-24)
OPPONENT — Dec. 4, 2005 vs. Oakland (Raiders win, 34-10)
CHARGERS — *Never*
OPPONENT — AFC Divisional, Jan. 10, 1993 at Miami (Dolphins win, 31-0)

Game Without Touchdown

CHARGERS — Oct. 21, 2024 at Arizona (Cardinals win 17-15)
OPPONENT — Oct. 27, 2024 vs. New Orleans (Chargers win 26-8)
CHARGERS — AFC Championship, Jan. 20, 2008 at New England (Patriots win, 21-12)
OPPONENT — AFC Wild Card, Jan. 6, 2008 vs. Tennessee (Chargers win, 17-6)

50 Points, Game

CHARGERS — Nov. 19, 2017 vs. Buffalo (Chargers win, 54-24)
OPPONENT — Dec. 14, 2023 at Las Vegas (Raiders win, 63-21)
CHARGERS — AFL Championship, Jan. 5, 1964 vs. Boston (Chargers win, 51-10)
OPPONENT — *Never*

40 Points, Game

CHARGERS — Dec. 28, 2024 at New England (Chargers win, 40-7)
OPPONENT — Dec. 15, 2024 vs. Tampa Bay (Buccaneers win, 40-17)
CHARGERS — AFC Divisional, Jan. 2, 1982 at Miami (Chargers win, 41-38)
OPPONENT — AFC Divisional, Jan. 13, 2019 at New England (Patriots win, 41-28)

600 Yards Total Offense, Game

CHARGERS — Dec. 20, 1982 vs. Cincinnati (661 yards)
OPPONENT — Oct. 1, 2000 at St. Louis (614 yards)
CHARGERS — AFL Championship, Jan. 5, 1964 vs. Boston (610 yards)
OPPONENT — *Never*

500 Yards Total Offense, Game

CHARGERS — Dec. 8, 2019 at Jacksonville (525 yards)
OPPONENT — Dec. 15, 2024 vs. Tampa Bay (506 yards)
CHARGERS — AFC Divisional, Jan. 2, 1982 at Miami (564 yards)
OPPONENT — *Never*

WEEKLY RANKINGS

2024 WEEKLY NFL RANKINGS

| Week | Opp. | Offense | | | Defense | | |
|-------------------------|--------|-----------|-----------|------------|-----------|-------------|-------------|
| | | Total | Rush | Pass | Total | Rush | Pass |
| 1 | LV | 13 | 5 | 23 | 15 | 4 | 25 |
| 2 | at Car | 12 | 2 | 28 | 2 | 6 | 6 |
| 3 | at Pit | T-25 | 7 | 31 | 6 | 6 | 10 |
| 4 | KC | 28 | 11 | 31 | 7 | 5 | 12 |
| 5 | BYE | 29 | 9 | 31 | 5 | 6 | 10 |
| 6 | at Den | 28 | 10 | 29 | 6 | 6 | 8 |
| 7 | at Ari | 25 | 18 | 24 | 7 | 9 | 9 |
| 8 | NO | 23 | 20 | 24 | 8 | 11 | 9 |
| 9 | at Cle | T-22 | 20 | 21 | 8 | 8 | 11 |
| 10 | Ten | 22 | 19 | 22 | 6 | 9 | 9 |
| 11 | Cin | 18 | 12 | 19 | 11 | 11 | 12 |
| 12 | Bal | 21 | 13 | 20 | 13 | 15 | 10 |
| 13 | at Atl | 24 | 18 | 24 | 14 | 14 | 10 |
| 14 | at KC | 24 | 19 | 25 | 11 | T-14 | 8 |
| 15 | TB | 26 | T-22 | 25 | 15 | 19 | 10 |
| 16 | Den | 24 | 23 | 24 | 15 | 17 | 15 |
| 17 | at NE | 23 | 18 | 21 | 12 | 16 | 8 |
| 18 | at LV | 20 | 17 | 19 | 11 | 14 | 7 |
| Chargers in 2023 | | 18 | 25 | 13 | 28 | 17 | 30 |
| Chargers in 2022 | | 9 | 30 | 3 | 20 | 28 | 7 |
| Chargers in 2021 | | 4 | 21 | T-2 | 23 | 30 | 12 |
| Chargers in 2020 | | 9 | 18 | 6 | 10 | 18 | 9 |
| Chargers in 2019 | | 10 | 28 | 6 | 6 | 18 | 5 |
| Chargers in 2018 | | 11 | 15 | 10 | 9 | 9 | 9 |
| Chargers in 2017 | | 4 | 24 | 1 | 15 | 31 | 3 |
| Chargers in 2016 | | 14 | 26 | 8 | 16 | 10 | 20 |
| Chargers in 2015 | | 9 | 31 | 4 | 20 | 27 | T-14 |
| Chargers in 2014 | | 18 | 30 | 10 | 9 | 26 | 4 |
| Chargers in 2013 | | 5 | 13 | 4 | 23 | 12 | 29 |
| Chargers in 2012 | | 31 | 27 | 24 | 9 | 6 | 18 |
| Chargers in 2011 | | 6 | 16 | 6 | 16 | 20 | 13 |
| Chargers in 2010 | | 1 | 15 | 2 | 1 | 4 | 1 |
| Chargers in 2009 | | 10 | 31 | 5 | 16 | 20 | 11 |
| Chargers in 2008 | | 11 | 20 | 7 | 25 | 11 | 31 |
| Chargers in 2007 | | 20 | 7 | 26 | 14 | 16 | 14 |
| Chargers in 2006 | | 4 | 2 | 16 | 10 | 7 | 13 |
| Chargers in 2005 | | 10 | 9 | 12 | 13 | 1 | 28 |
| Chargers in 2004 | | 10 | 6 | 16 | 18 | 3 | 31 |
| Chargers in 2003 | | 14 | 6 | 19 | 27 | T-25 | 21 |
| Chargers in 2002 | | 16 | 8 | 22 | 30 | 11 | 32 |

2024 REGULAR-SEASON RANKINGS

LOS ANGELES CHARGERS (Team)

| Category | NFL | AFC |
|----------------------------------|-----|-----|
| Turnover Margin (12)..... | T-3 | 3 |
| Points Scored (17.7)..... | 11 | 5 |
| Points Allowed (17.6)..... | 1 | 1 |
| Total Offense (324.2)..... | 20 | 8 |
| Rushing (110.7)..... | 17 | 8 |
| Passing (213.5)..... | 19 | 8 |
| Total Defense (3244)..... | 11 | 8 |
| vs. Rush (117.5)..... | 14 | 9 |
| vs. Pass (206.9)..... | 7 | 4 |
| Third-Down Offense (40.27%)..... | 11 | 5 |
| Third-Down Defense (35.71%)..... | 5 | 2 |
| Red-Zone Offense (56.00%)..... | 20 | 7 |
| Red-Zone Defense (45.00%)..... | 1 | 1 |

LOS ANGELES CHARGERS (Individual)

| Category | NFL | AFC |
|---|------|------|
| Passing | | |
| Rating: Justin Herbert (101.7)..... | 7 | 3 |
| Yards: Justin Herbert (3,870)..... | 9 | 5 |
| Touchdowns: Justin Herbert (23)..... | 12 | 7 |
| Rushing | | |
| Attempts: J.K. Dobbins (195)..... | 24 | 12 |
| Yards: J.K. Dobbins (905)..... | 22 | 10 |
| Touchdowns: J.K. Dobbins (9)..... | 14 | 6 |
| Receiving | | |
| Receptions: Ladd McConkey (82)..... | T-19 | 10 |
| Yards: Ladd McConkey (1,149)..... | 10 | 5 |
| Touchdowns: Quentin Johnston (8)..... | T-13 | T-7 |
| Defense | | |
| Total Tackles: Daiyan Henley (142)..... | T-11 | T-8 |
| Solo Tackles: Daiyan Henley (82)..... | T-10 | 7 |
| INTs: Tarheeb Still (4)..... | T-10 | T-6 |
| Sacks: Tuli Tuipulotu (8.5)..... | T-22 | T-14 |

GAME-BY-GAME STARTERS

OFFENSIVE STARTERS

| | | WR | WR | TE | LT | LG | C | RG | RT | QB | RB | 3WR | FB | 2TE |
|----------|--------|------------|------------|-------------|----------|-----------|-----------|-------------|-----------|-----------|-----------|------------|-----------|----------|
| Sept. 8 | LV | J.Palmer | L.McConkey | W.Dissly | R.Slater | Z.Johnson | B.Bozeman | T.Pipkins | J.Alt | J.Herbert | G.Edwards | — | S.Matlock | — |
| Sept. 15 | at Car | D.Davis | Q.Johnston | H.Hurst | R.Slater | Z.Johnson | B.Bozeman | T.Pipkins | J.Alt | J.Herbert | J.Dobbins | — | — | W.Dissly |
| Sept. 22 | at Pit | L.McConkey | Q.Johnston | W.Dissly | R.Slater | Z.Johnson | B.Bozeman | T.Pipkins | J.Alt | J.Herbert | J.Dobbins | — | S.Matlock | — |
| Sept. 29 | KC | L.McConkey | Q.Johnston | W.Dissly | J.Salyer | Z.Johnson | B.Bozeman | S.Mustipher | T.Pipkins | J.Herbert | J.Dobbins | — | S.Matlock | — |
| Oct. 13 | at Den | L.McConkey | Q.Johnston | H.Hurst | R.Slater | Z.Johnson | B.Bozeman | T.Pipkins | J.Alt | J.Herbert | J.Dobbins | — | S.Matlock | — |
| Oct. 21 | at Ari | L.McConkey | J.Palmer | E.Tomlinson | R.Slater | Z.Johnson | B.Bozeman | T.Pipkins | J.Alt | J.Herbert | J.Dobbins | S.Fehoko | — | — |
| Oct. 27 | NO | L.McConkey | J.Palmer | W.Dissly | R.Slater | Z.Johnson | B.Bozeman | T.Pipkins | J.Alt | J.Herbert | J.Dobbins | S.Fehoko | — | — |
| Nov. 3 | at Cle | L.McConkey | Q.Johnston | W.Dissly | R.Slater | Z.Johnson | B.Bozeman | T.Pipkins | J.Alt | J.Herbert | J.Dobbins | — | S.Matlock | — |
| Nov. 10 | Ten | L.McConkey | Q.Johnston | W.Dissly | R.Slater | Z.Johnson | B.Bozeman | J.Salyer | J.Alt | J.Herbert | J.Dobbins | J.Reagor | — | — |
| Nov. 17 | Cin | L.McConkey | Q.Johnston | T.Fisk | R.Slater | Z.Johnson | B.Bozeman | T.Pipkins | J.Alt | J.Herbert | G.Edwards | J.Palmer | — | — |
| Nov. 25 | Bal | J.Palmer | Q.Johnston | T.Fisk | R.Slater | Z.Johnson | B.Bozeman | T.Pipkins | J.Alt | J.Herbert | J.Dobbins | — | S.Matlock | — |
| Dec. 1 | at Atl | L.McConkey | D.Davis | T.Fisk | R.Slater | Z.Johnson | B.Bozeman | T.Pipkins | J.Alt | J.Herbert | G.Edwards | — | S.Matlock | — |
| Dec. 8 | at KC | J.Palmer | J.Reagor | T.Fisk | R.Slater | Z.Johnson | B.Bozeman | T.Pipkins | J.Alt | J.Herbert | G.Edwards | — | S.Matlock | — |
| Dec. 15 | TB | L.McConkey | Q.Johnston | S.Smartt | R.Slater | Z.Johnson | B.Bozeman | T.Pipkins | J.Alt | J.Herbert | G.Edwards | L.Shenault | — | — |
| Dec. 22 | Den | L.McConkey | J.Palmer | S.Smartt | R.Slater | Z.Johnson | B.Bozeman | T.Pipkins | J.Alt | J.Herbert | G.Edwards | — | S.Matlock | — |
| Dec. 28 | at NE | L.McConkey | Q.Johnston | T.Fisk | R.Slater | Z.Johnson | B.Bozeman | J.Salyer | J.Alt | J.Herbert | J.Dobbins | — | S.Matlock | — |
| Jan. 5 | at LV | L.McConkey | Q.Johnston | W.Dissly | J.Alt | Z.Johnson | B.Bozeman | J.Salyer | T.Pipkins | J.Herbert | J.Dobbins | — | S.Matlock | — |

DEFENSIVE STARTERS

| | | OLB | DL | DL | DL | DL | OLB | LB | LB | CB | CB | S | S | 3CB | 3S |
|----------|--------|--------|--------|------------|-------|-------------|----------|------------|----------|----------|----------|-------------|----------|----------|----|
| Sept. 8 | LV | K.Mack | P.Ford | O.Ogbonnia | — | J.Bosa | D.Henley | D.Perryman | K.Fulton | A.Samuel | D.James | A.Gilman | J.Taylor | — | — |
| Sept. 15 | at Car | K.Mack | P.Ford | O.Ogbonnia | — | J.Bosa | D.Henley | D.Perryman | K.Fulton | A.Samuel | D.James | E.Molden | J.Taylor | — | — |
| Sept. 22 | at Pit | K.Mack | P.Ford | O.Ogbonnia | — | J.Bosa | D.Henley | D.Perryman | K.Fulton | A.Samuel | D.James | A.Gilman | — | E.Molden | — |
| Sept. 29 | KC | K.Mack | P.Ford | O.Ogbonnia | — | T.Tuipulotu | D.Henley | D.Perryman | K.Fulton | A.Samuel | E.Molden | A.Gilman | T.Still | — | — |
| Oct. 13 | at Den | K.Mack | P.Ford | O.Ogbonnia | — | T.Tuipulotu | D.Henley | D.Perryman | K.Fulton | C.Hart | D.James | A.Gilman | T.Still | — | — |
| Oct. 21 | at Ari | K.Mack | P.Ford | O.Ogbonnia | M.Fox | T.Tuipulotu | D.Henley | D.Perryman | C.Hart | T.Still | D.James | A.Gilman | — | — | — |
| Oct. 27 | NO | K.Mack | P.Ford | O.Ogbonnia | — | T.Tuipulotu | D.Henley | D.Perryman | K.Fulton | C.Hart | D.James | A.Gilman | — | E.Molden | — |
| Nov. 3 | at Cle | K.Mack | P.Ford | O.Ogbonnia | — | T.Tuipulotu | D.Henley | D.Perryman | C.Hart | T.Still | D.James | A.Gilman | — | E.Molden | — |
| Nov. 10 | Ten | K.Mack | P.Ford | O.Ogbonnia | — | T.Tuipulotu | D.Henley | D.Perryman | C.Hart | T.Still | D.James | A.Gilman | — | E.Molden | — |
| Nov. 17 | Cin | J.Bosa | P.Ford | O.Ogbonnia | — | T.Tuipulotu | D.Henley | D.Perryman | K.Fulton | C.Hart | D.James | A.Gilman | — | E.Molden | — |
| Nov. 25 | Bal | K.Mack | P.Ford | O.Ogbonnia | — | J.Bosa | D.Henley | T.Dye | K.Fulton | T.Still | D.James | A.Gilman | — | E.Molden | — |
| Dec. 1 | at Atl | K.Mack | P.Ford | O.Ogbonnia | — | J.Bosa | D.Henley | T.Dye | K.Fulton | T.Still | D.James | T.Jefferson | — | E.Molden | — |
| Dec. 8 | at KC | K.Mack | P.Ford | O.Ogbonnia | — | J.Bosa | D.Henley | T.Dye | K.Fulton | T.Still | D.James | M.Maye | — | E.Molden | — |
| Dec. 15 | TB | K.Mack | P.Ford | O.Ogbonnia | — | J.Bosa | D.Henley | T.Dye | K.Fulton | T.Still | D.James | T.Jefferson | — | E.Molden | — |
| Dec. 22 | Den | K.Mack | P.Ford | O.Ogbonnia | M.Fox | T.Tuipulotu | D.Henley | D.Perryman | K.Fulton | T.Still | D.James | T.Jefferson | — | — | — |
| Dec. 28 | at NE | K.Mack | P.Ford | O.Ogbonnia | — | J.Bosa | D.Henley | T.Dye | K.Fulton | T.Still | D.James | T.Jefferson | — | E.Molden | — |
| Jan. 5 | at LV | K.Mack | P.Ford | O.Ogbonnia | M.Fox | T.Tuipulotu | D.Henley | J.Colson | K.Fulton | T.Still | D.James | A.Gilman | — | — | — |

WEEKLY INACTIVES

| | | |
|----------|-----------------|--|
| Sept. 8 | Las Vegas: | Taylor Heinicke, Tarheeb Still, Kimani Vidal, Jordan McFadden, Brenden Rice, Justin Eboigbe. |
| Sept. 15 | at Carolina: | Taylor Heinicke, Tarheeb Still, Kimani Vidal, Alohi Gilman, Jordan McFadden, Brenden Rice, Justin Eboigbe. |
| Sept. 22 | at Pittsburgh: | Joshua Palmer, Junior Colson, Tarheeb Still, Kimani Vidal, Jordan McFadden, Justin Eboigbe. |
| Sept. 29 | Kansas City: | Junior Colson, Kimani Vidal, Deane Leonard, Ja'Sir Taylor, Rashawn Slater, Joe Alt, Joey Bosa. |
| Oct. 13 | at Denver: | Easton Stick, Tony Jefferson, Ja'Sir Taylor, Jordan McFadden, Brenden Rice, Joey Bosa. |
| Oct. 21 | at Arizona: | Quentin Johnston, Easton Stick, Derius Davis, Brenden Jaimes, Jordan McFadden, Hayden Hurst, Joey Bosa. |
| Oct. 27 | New Orleans: | Quentin Johnston, Easton Stick, Derius Davis, Jordan McFadden, Hayden Hurst, Justin Eboigbe. |
| Nov. 3 | at Cleveland: | Easton Stick, Kristian Fulton, DJ Chark Jr., Brenden Jaimes, Jordan McFadden, Stone Smartt, Justin Eboigbe. |
| Nov. 10 | Tennessee: | Easton Stick, Kristian Fulton, Kimani Vidal, Jordan McFadden, Trey Pipkins III, Stone Smartt, Justin Eboigbe. |
| Nov. 17 | Cincinnati: | Easton Stick, DJ Chark Jr., Kimani Vidal, Khalil Mack, Brenden Jaimes, Jordan McFadden, Hayden Hurst. |
| Nov. 25 | Baltimore: | Easton Stick, Denzel Perryman, DJ Chark Jr., Cam Hart, Kimani Vidal, Brenden Jaimes, Jordan McFadden. |
| Dec. 1 | at Atlanta: | Easton Stick, Denzel Perryman, Cam Hart, Jeremiah Jean-Baptiste, Brenden Jaimes, Jordan McFadden. |
| Dec. 8 | at Kansas City: | Easton Stick, Denzel Perryman, Ladd McConkey, Tony Jefferson, Brenden Jaimes, Jordan McFadden, Justin Eboigbe. |
| Dec. 15 | Tampa Bay: | Easton Stick, Denzel Perryman, Brenden Jaimes, Jordan McFadden, Will Dissly, Justin Eboigbe. |
| Dec. 22 | Denver: | Easton Stick, Cam Hart, Elijah Molden, Shaquille Quarterman, Brenden Jaimes, Jordan McFadden, Will Dissly. |
| Dec. 28 | at New England: | Easton Stick, Gus Edwards, Denzel Perryman, Jordan McFadden, Trey Pipkins III, Hayden Hurst, Justin Eboigbe. |
| Jan. 5 | at Las Vegas: | Easton Stick, Gus Edwards, Joshua Palmer, Denzel Perryman, Rashawn Slater, Jordan McFadden, Justin Eboigbe. |

SEASON TOTALS

| Name | No. | Name | No. | Name | No. | Name | No. |
|-----------------|-----|------------------|-----|------------------------|-----|----------------------|-----|
| Jordan McFadden | 16 | Brenden Rice | 3 | Joshua Palmer | 2 | Ladd McConkey | 1 |
| Easton Stick | 13 | Tarheeb Still | 3 | Trey Pipkins III | 2 | Elijah Molden | 1 |
| Justin Eboigbe | 10 | Junior Colson | 2 | Rashawn Slater | 2 | Shaquille Quarterman | 1 |
| Brenden Jaimes | 8 | Derius Davis | 2 | Stone Smartt | 2 | | |
| Kimani Vidal | 7 | Will Dissly | 2 | Ja'Sir Taylor | 2 | | |
| Denzel Perryman | 6 | Gus Edwards | 2 | Joe Alt | 1 | | |
| Joey Bosa | 4 | Kristian Fulton | 2 | Alohi Gilman | 1 | | |
| Hayden Hurst | 4 | Taylor Heinicke | 2 | Jeremiah Jean-Baptiste | 1 | | |
| DJ Chark Jr. | 3 | Tony Jefferson | 2 | Deane Leonard | 1 | | |
| Cam Hart | 3 | Quentin Johnston | 2 | Khalil Mack | 1 | | |

CHARGERS AND OPPONENT WEEKLY LEADERS

REGULAR-SEASON WEEKLY LEADERS, LOS ANGELES CHARGERS

| | | Scoring | | Pass Yds. | Carries | Rush Yds. | | Catches | Rec. Yds. | | Tackles (Solo) | | Sacks | | | | |
|----------|-----------------|----------|----|-----------|---------|-----------|----|---------|-----------|------------|----------------|----------|-------|------------|---------|-----------|-----|
| Sept. 8 | Las Vegas: | Dicker | 10 | Herbert | 144 | Edwards | 11 | Dobbins | 135 | McConkey | 5 | McConkey | 39 | Two Tied | 7 (6) | Mack | 1.5 |
| Sept. 15 | at Carolina: | Johnston | 12 | Herbert | 130 | Edwards | 18 | Dobbins | 131 | Johnston | 5 | Johnston | 51 | Henley | 9 (5) | Two tied | 1.0 |
| Sept. 22 | at Pittsburgh: | Johnston | 6 | Herbert | 125 | Dobbins | 15 | Dobbins | 44 | Three Tied | 3 | McConkey | 44 | Henley | 12 (9) | Two tied | 1.0 |
| Sept. 29 | Kansas City: | McConkey | 6 | Herbert | 179 | Dobbins | 14 | Dobbins | 32 | McConkey | 5 | McConkey | 67 | Two Tied | 8 | Dupree | 2.0 |
| Oct. 13 | at Denver: | Dicker | 11 | Herbert | 237 | Dobbins | 25 | Dobbins | 96 | Two tied | 4 | Fehoko | 44 | Gilman | 10 (6) | Two tied | 1.0 |
| Oct. 21 | at Arizona: | Dicker | 15 | Herbert | 349 | Dobbins | 14 | Dobbins | 40 | Dissly | 8 | Dissly | 81 | James | 8 (5) | None | |
| Oct. 27 | New Orleans: | McConkey | 12 | Herbert | 279 | Dobbins | 17 | Dobbins | 57 | McConkey | 6 | McConkey | 111 | Henley | 10 (6) | Five tied | 1.0 |
| Nov. 3 | at Cleveland: | Dobbins | 12 | Herbert | 282 | Dobbins | 14 | Dobbins | 85 | McConkey | 5 | Johnston | 118 | Henley | 13 (8) | Tuipulotu | 2.5 |
| Nov. 10 | Tennessee: | Dicker | 9 | Herbert | 164 | Dobbins | 15 | Edwards | 55 | Dissly | 5 | McConkey | 52 | Henley | 13 (10) | Two tied | 2.0 |
| Nov. 17 | Cincinnati: | Dobbins | 12 | Herbert | 297 | Dobbins | 11 | Herbert | 65 | McConkey | 6 | McConkey | 123 | Henley | 11 (5) | Tuipulotu | 1.5 |
| Nov. 25 | Baltimore: | Dicker | 11 | Herbert | 218 | Edwards | 9 | Dobbins | 40 | McConkey | 6 | McConkey | 83 | Henley | 10 (4) | James | 1.0 |
| Dec. 1 | at Atlanta: | Dicker | 9 | Herbert | 147 | Edwards | 6 | Edwards | 32 | McConkey | 9 | McConkey | 117 | Dye | 14 (7) | Tart | 1.0 |
| Dec. 8 | at Kansas City: | Two tied | 6 | Herbert | 213 | Edwards | 10 | Edwards | 36 | Palmer | 6 | Palmer | 78 | Henley | 8 (6) | Two tied | 1.0 |
| Dec. 15 | Tampa Bay: | Two tied | 6 | Herbert | 195 | Edwards | 8 | Edwards | 23 | Three tied | 5 | McConkey | 58 | Three tied | 9 | Dye | 1.0 |
| Dec. 22 | Denver: | Edwards | 12 | Herbert | 284 | Edwards | 14 | Edwards | 68 | McConkey | 6 | McConkey | 87 | Henley | 10 (7) | Two tied | 1.0 |
| Dec. 28 | at New England: | Dicker | 16 | Herbert | 281 | Dobbins | 19 | Dobbins | 76 | McConkey | 8 | McConkey | 94 | Two tied | 5 | James | 2.0 |
| Jan. 5 | at Las Vegas: | Dicker | 14 | Herbert | 346 | Dobbins | 18 | Dobbins | 63 | Johnston | 13 | Johnston | 186 | Still | 7 (5) | None | |

REGULAR-SEASON WEEKLY LEADERS, OPPONENT

| | | Scoring | | Pass Yds. | Carries | Rush Yds. | | Catches | Rec. Yds. | | Tackles (Solo) | | Sacks | | | | |
|----------|-----------------|------------|----|-----------|---------|-----------|----|----------|-----------|----------|----------------|----------|-------|-----------|---------|------------|-----|
| Sept. 8 | Las Vegas: | Mattison | 6 | Minshew | 257 | White | 13 | White | 44 | Bowers | 6 | Meyers | 61 | Spillane | 10 (7) | Crosby | 1.0 |
| Sept. 15 | at Carolina: | Pineiro | 3 | Young | 84 | Hubbard | 10 | Hubbard | 64 | Hubbard | 4 | Tremble | 23 | Thompson | 14 (8) | Two tied | 0.5 |
| Sept. 22 | at Pittsburgh: | Boswell | 8 | Fields | 245 | Harris | 18 | Harris | 70 | Two tied | 5 | Pickens | 57 | Queen | 12 (9) | Herbig | 2.0 |
| Sept. 29 | Kansas City: | Two tied | 6 | Mahomes | 245 | Hunt | 14 | Hunt | 69 | Kelce | 7 | Kelce | 89 | Tranquill | 10 (7) | Jones | 2.0 |
| Oct. 13 | at Denver: | Two tied | 6 | Nix | 216 | Two tied | 6 | Nix | 61 | Two tied | 4 | Vele | 48 | Jones | 12 (11) | Two tied | 1.0 |
| Oct. 21 | at Arizona: | Two tied | 6 | Murray | 145 | Conner | 19 | Conner | 101 | McBride | 5 | Two tied | 51 | White | 10 (3) | Three tied | 1.0 |
| Oct. 27 | New Orleans: | Grupe | 6 | Rattler | 156 | Kamara | 10 | Kamara | 67 | Olave | 8 | Olave | 107 | Werner | 9 (7) | Two tied | 1.0 |
| Nov. 3 | at Cleveland: | Tillman | 6 | Winston | 235 | Chubb | 15 | Chubb | 39 | Jeudy | 7 | Tillman | 75 | Bush | 8 (6) | Garrett | 3.0 |
| Nov. 10 | Tennessee: | Ridley | 12 | Levis | 175 | Pollard | 9 | Spears | 47 | Ridley | 5 | Ridley | 84 | Gibbens | 15 (10) | None | |
| Nov. 17 | Cincinnati: | Chase | 12 | Burrow | 356 | Brown | 22 | Brown | 86 | Higgins | 9 | Higgins | 148 | Stone | 9 (8) | Ossai | 1.0 |
| Nov. 25 | Baltimore: | Four tied | 6 | Jackson | 177 | Henry | 24 | Henry | 140 | Two tied | 5 | Flowers | 62 | Harrison | 12 (6) | Four tied | 1.0 |
| Dec. 1 | at Atlanta: | Koo | 7 | Cousins | 245 | Robinson | 26 | Robinson | 102 | London | 9 | McCloud | 95 | Elliss | 5 (3) | Ebiketie | 2.0 |
| Dec. 8 | at Kansas City: | Wright | 13 | Mahomes | 210 | Pacheco | 14 | Pacheco | 55 | Two tied | 5 | Kelce | 45 | Conner | 8 (6) | Wharton | 2.0 |
| Dec. 15 | Tampa Bay: | McLaughlin | 16 | Mayfield | 288 | Two tied | 15 | Irving | 117 | Evans | 9 | Evans | 159 | David | 12 (8) | Two tied | 1.5 |
| Dec. 22 | Denver: | Lutz | 9 | Nix | 263 | Estime | 9 | Estime | 48 | Williams | 7 | Mims | 62 | Jones | 10 (7) | Two tied | 1.0 |
| Dec. 28 | at New England: | Douglas | 6 | Maye | 117 | Gibson | 12 | Gibson | 63 | Two tied | 4 | Douglas | 46 | Tavai | 10 (5) | None | |
| Jan. 5 | at Las Vegas: | Carlson | 8 | O'Connell | 214 | Mattison | 6 | Mattison | 20 | Meyers | 9 | Meyers | 123 | Spillane | 16 (6) | Butler | 1.0 |

REGULAR-SEASON PLAYER PARTICIPATION

| 2024 Season Player | 1 | 2 | 3 | 4 | 6 | 7 | 8 | 9 | 10 | 11 | 12 | 13 | 14 | 15 | 16 | 17 | 18 | Season Totals | | | |
|-------------------------|------------|------------|------------|------------|------------|------------|------------|------------|------------|------------|------------|------------|------------|------------|------------|------------|------------|---------------|----|-----|-----|
| | LV | at CAR | at PIT | KC | at DEN | at ARI | NO | at CLE | TEN | CIN | BAL | at ATL | at KC | TB | DEN | at NE | at LV | GP | GS | DNP | INA |
| Alt, Joe | RT | RT | RT | INA | RT | RT | RT | RT | RT | RT | RT | RT | RT | RT | RT | RT | RT | 16 | 16 | 0 | 1 |
| Apple, Eli | — | — | — | — | — | PS | PS | SUB | SUB | SUB | SUB | IR | IR | IR | IR | IR | IR | 4 | 0 | 0 | 0 |
| Barnhart, Karsen | PS | PS | PS | PS | PS | PS | PS | PS | PS | PS | PS | PS | PS | PS | PS | PS | PS | 0 | 0 | 0 | 0 |
| Benson, Luke | PS | PS | PS | PS | — | — | — | — | — | — | — | — | — | — | — | — | — | 0 | 0 | 0 | 0 |
| Boottle, Dicaprio | — | PS | PS | PS | SUB | SUB | SUB | SUB | SUB | — | PS | SUB | PS | PS | SUB | PS | PS | 7 | 0 | 0 | 0 |
| Bosa, Joey | OLB | OLB | OLB | INA | INA | INA | SUB | SUB | SUB | OLB | OLB | OLB | OLB | OLB | OLB | OLB | SUB | 14 | 9 | 0 | 3 |
| Bozeman, Bradley | C | C | C | C | C | C | C | C | C | C | C | C | C | C | C | C | C | 17 | 17 | 0 | 0 |
| Chark Jr., DJ | IR | IR | IR | IR | IR | IR | IR | IR | INA | SUB | INA | INA | SUB | SUB | SUB | SUB | SUB | 7 | 0 | 0 | 3 |
| Collins, Chris | IR | IR | IR | IR | IR | IR | IR | IR | IR | IR | IR | IR | IR | IR | IR | IR | IR | 0 | 0 | 0 | 0 |
| Colson, Junior | SUB | SUB | INA | INA | SUB | SUB | SUB | SUB | IR | IR | IR | IR | SUB | SUB | SUB | SUB | LB | 11 | 1 | 0 | 2 |
| Daniels, Braden | — | — | — | PS | — | — | — | — | — | — | — | — | — | — | — | — | — | 0 | 0 | 0 | 0 |
| Davis, Derius | SUB | WR | SUB | SUB | SUB | INA | INA | SUB | SUB | SUB | SUB | WR | SUB | SUB | SUB | SUB | SUB | 15 | 2 | 0 | 2 |
| Dicker, Cameron | SUB | SUB | SUB | SUB | SUB | SUB | SUB | SUB | SUB | SUB | SUB | SUB | SUB | SUB | SUB | SUB | SUB | 17 | 0 | 0 | 0 |
| Dissly, Will | TE | TE | TE | TE | TE | TE | TE | TE | TE | TE | TE | TE | TE | TE | TE | TE | TE | 15 | 8 | 0 | 2 |
| Dobbins, J.K. | SUB | RB | RB | RB | RB | RB | RB | RB | RB | RB | RB | RB | IR | IR | IR | RB | 13 | 11 | 0 | 0 | |
| Dupree, Bud | SUB | SUB | SUB | SUB | SUB | SUB | SUB | SUB | SUB | SUB | SUB | SUB | SUB | SUB | SUB | SUB | SUB | 17 | 0 | 0 | 0 |
| Dye, Troy | SUB | SUB | SUB | SUB | SUB | SUB | SUB | SUB | SUB | SUB | LB | LB | LB | LB | LB | LB | LB | 17 | 5 | 0 | 0 |
| Eboigbe, Justin | INA | INA | INA | DNP | DNP | SUB | INA | INA | INA | SUB | SUB | SUB | INA | INA | SUB | INA | INA | 5 | 0 | 2 | 10 |
| Edwards, Gus | RB | SUB | SUB | SUB | IR | IR | IR | IR | RB | RB | RB | RB | RB | RB | RB | RB | INA | 11 | 6 | 0 | 2 |
| Fehoko, Simi | SUB | SUB | SUB | SUB | SUB | WR | WR | SUB | IR | IR | IR | IR | IR | IR | IR | IR | IR | 8 | 2 | 0 | 1 |
| Finley, AJ | SUB | SUB | SUB | SUB | SUB | SUB | SUB | SUB | SUB | SUB | — | — | — | — | — | — | — | 10 | 0 | 0 | 0 |
| Fisk, Tucker | PS | PS | PS | PS | PS | PS | PS | PS | PS | TE | TE | TE | TE | SUB | SUB | TE | SUB | 9 | 5 | 0 | 0 |
| Fitzpatrick, Dez | PS | PS | PS | PS | PS | PS | PS | PS | PS | PS | PS | PS | PS | PS | PS | PS | PS | 1 | 0 | 0 | 0 |
| Ford, Poona | DL | DL | DL | DL | DL | DL | DL | DL | DL | DL | DL | DL | DL | DL | DL | DL | DL | 17 | 17 | 0 | 0 |
| Fox, Morgan | SUB | SUB | SUB | SUB | SUB | DL | DL | SUB | SUB | SUB | SUB | SUB | SUB | SUB | DL | DL | DL | 17 | 3 | 0 | 0 |
| Fulton, Kristian | CB | CB | CB | CB | CB | CB | CB | INA | INA | CB | CB | CB | CB | CB | CB | CB | CB | 15 | 14 | 0 | 2 |
| Gilman, Alohi | S | INA | S | S | S | S | S | S | S | S | S | S | IR | IR | IR | IR | IR | 11 | 11 | 0 | 1 |
| Harris, Josh | SUB | SUB | SUB | SUB | SUB | SUB | SUB | SUB | SUB | SUB | SUB | SUB | SUB | SUB | SUB | SUB | SUB | 17 | 0 | 0 | 0 |
| Hart, Cam | SUB | SUB | SUB | SUB | CB | CB | CB | CB | CB | CB | INA | INA | SUB | SUB | INA | SUB | SUB | 14 | 6 | 0 | 3 |
| Haskins, Hassan | SUB | SUB | SUB | SUB | SUB | SUB | SUB | SUB | SUB | SUB | SUB | SUB | SUB | SUB | SUB | SUB | SUB | 17 | 0 | 0 | 0 |
| Heinicke, Taylor | INA | INA | SUB | DNP | DNP | DNP | DNP | DNP | DNP | DNP | DNP | DNP | SUB | SUB | DNP | SUB | DNP | 4 | 0 | 11 | 2 |
| Henley, Daiyan | LB | LB | LB | LB | LB | LB | LB | LB | LB | LB | LB | LB | LB | LB | LB | LB | LB | 17 | 17 | 0 | 0 |
| Herbert, Justin | QB | QB | QB | QB | QB | QB | QB | QB | QB | QB | QB | QB | QB | QB | QB | QB | QB | 17 | 17 | 0 | 0 |
| Hinton, Christopher | PS | PS | PS | PS | PS | PS | PS | PS | PS | PS | PS | PS | PS | PS | PS | PS | PS | 0 | 0 | 0 | 0 |
| Hurst, Hayden | SUB | TE | SUB | SUB | TE | INA | INA | SUB | SUB | INA | IR | IR | IR | IR | SUB | INA | SUB | 9 | 2 | 0 | 4 |
| Jackson, Eddie | — | — | — | — | — | — | — | — | — | — | — | — | — | — | — | SUB | SUB | 2 | 0 | 0 | 0 |
| Jaimes, Brenden | SUB | SUB | SUB | SUB | SUB | INA | SUB | INA | SUB | INA | INA | INA | INA | INA | INA | SUB | SUB | 9 | 0 | 0 | 8 |
| James Jr., Derwin | S | S | S | SUS | S | S | S | S | S | S | S | S | S | S | S | S | S | 16 | 16 | 0 | 0 |
| Jean-Baptiste, Jeremiah | PS | PS | PS | PS | PS | PS | PS | PS | PS | PS | PS | INA | PS | PS | PS | PS | PS | 0 | 0 | 0 | 1 |
| Jefferson, Tony | PS | SUB | PS | SUB | INA | PS | PS | PS | PS | PS | SUB | S | INA | S | S | S | SUB | 8 | 4 | 0 | 2 |
| Johnson, Jaylen | PS | PS | PS | PS | PS | PS | SUB | PS | PS | PS | PS | PS | PS | PS | PS | PS | PS | 1 | 0 | 0 | 0 |
| Johnson, Zion | LG | LG | LG | LG | LG | LG | LG | LG | LG | LG | LG | LG | LG | LG | LG | LG | LG | 17 | 17 | 0 | 0 |
| Johnston, Quentin | SUB | WR | WR | WR | WR | INA | INA | WR | WR | WR | WR | SUB | SUB | WR | SUB | WR | WR | 15 | 11 | 0 | 2 |
| Leatherwood, Alex | PS | PS | PS | PS | PS | PS | PS | PS | PS | PS | PS | PS | PS | — | — | — | — | 0 | 0 | 0 | 0 |
| Leonard, Deane | SUB | SUB | SUB | INA | SUB | IR | IR | IR | IR | IR | SUB | SUB | SUB | SUB | SUB | SUB | SUB | 11 | 0 | 0 | 1 |
| Lynch, Blake | — | — | — | SUB | PS | — | — | — | — | — | — | — | — | — | — | — | — | 1 | 0 | 0 | 0 |
| Mack, Khalil | OLB | OLB | OLB | OLB | OLB | OLB | OLB | OLB | OLB | INA | OLB | OLB | OLB | OLB | OLB | OLB | OLB | 16 | 16 | 0 | 1 |
| Matlock, Scott | FB | SUB | FB | FB | FB | SUB | SUB | FB | SUB | SUB | FB | FB | FB | SUB | FB | FB | FB | 17 | 11 | 0 | 0 |
| Maye, Marcus | — | — | — | — | — | — | — | — | — | — | — | SUB | S | SUB | SUB | IR | IR | 4 | 1 | 0 | 0 |
| McConkey, Ladd | WR | SUB | WR | WR | WR | WR | WR | WR | WR | WR | SUB | WR | INA | WR | WR | WR | WR | 16 | 14 | 0 | 1 |
| McFadden, Jordan | INA | INA | INA | SUB | INA | INA | INA | INA | INA | INA | INA | INA | INA | INA | INA | INA | INA | 1 | 0 | 0 | 16 |
| McLellan, Tyler | IR | IR | IR | IR | IR | IR | IR | IR | IR | IR | IR | IR | IR | IR | IR | IR | IR | 0 | 0 | 0 | 0 |
| Molden, Elijah | SUB | S | 3S | S | SUB | SUB | 3S | 3S | 3S | 3S | 3S | 3S | 3S | 3S | INA | 3S | IR | 15 | 12 | 0 | 1 |
| Morris-Brash, Tre'Mon | PS | PS | PS | PS | PS | PS | PS | PS | PS | PS | PS | PS | PS | PS | PS | PS | PS | 0 | 0 | 0 | 0 |
| Murphy, Caleb | — | — | — | — | — | — | — | — | PS | SUB | SUB | SUB | PS | PS | PS | PS | PS | 3 | 0 | 0 | 0 |
| Mustipher, Sam | PS | PS | PS | RG | PS | SUB | PS | SUB | SUB | SUB | SUB | SUB | SUB | SUB | SUB | SUB | SUB | 12 | 1 | 0 | 0 |
| Niemann, Nick | IR/DFR | IR/DFR | IR/DFR | IR/DFR | SUB | SUB | SUB | SUB | SUB | SUB | SUB | SUB | SUB | SUB | SUB | SUB | SUB | 13 | 0 | 0 | 0 |
| Ogbonnia, Otito | DL | DL | DL | DL | DL | DL | DL | DL | DL | DL | DL | DL | DL | DL | DL | DL | DL | 17 | 17 | 0 | 0 |
| Okoye, CJ | PS | PS | PS | PS | PS | PS | PS | PS | PS | PS | PS | PS | PS | PS | PS | PS | PS | 0 | 0 | 0 | 0 |
| Palmer, Joshua | WR | SUB | INA | SUB | SUB | WR | WR | SUB | SUB | WR | WR | SUB | WR | SUB | WR | SUB | INA | 15 | 7 | 0 | 2 |
| Patterson, Jaret | PS | PS | PS | PS | PS | PS | PS | PS | PS | PS | PS | PS | PS | PS | PS | PS | PS | 1 | 0 | 0 | 0 |
| Perryman, Denzel | LB | LB | LB | LB | LB | LB | LB | LB | LB | LB | INA | INA | INA | INA | LB | INA | INA | 11 | 11 | 0 | 6 |
| Pipkins III, Trey | RG | RG | RG | RT | RG | RG | RG | RG | RG | INA | RG | RG | RG | RG | RG | RG | RG | 15 | 15 | 0 | 2 |
| Quarterman, Shaquille | SUB | SUB | SUB | PS | — | — | — | — | — | SUB | SUB | SUB | SUB | SUB | INA | SUB | SUB | 10 | 0 | 0 | 1 |
| Reagor, Jalen | — | — | — | PS | PS | SUB | SUB | SUB | WR | SUB | SUB | SUB | WR | IR | IR | IR | IR | 8 | 2 | 0 | 0 |
| Rice, Brenden | INA | INA | SUB | SUB | INA | SUB | DNP | IR | IR | IR | IR | IR | IR | IR | IR | IR | IR | 3 | 0 | 1 | 3 |
| Rumph II, Chris | IR | IR | IR | IR | IR | IR | IR | IR | IR | IR | IR | IR | IR | IR | IR | IR | IR | 0 | 0 | 0 | 0 |
| Salyer, Jamaree | SUB | SUB | SUB | LT | SUB | SUB | SUB | SUB | RG | SUB | SUB | SUB | SUB | SUB | SUB | RG | RG | 17 | 4 | 0 | 0 |
| Samuel Jr., Asante | CB | CB | CB | CB | IR | IR | IR | IR | IR | IR | IR | IR | IR | IR | IR | IR | IR | 4 | 4 | 0 | 0 |
| Sarell, Foster | DNP | DNP | DNP | SUB | SUB | DNP | DNP | DNP | SUB | SUB | SUB | SUB | SUB | SUB | SUB | SUB | SUB | 11 | 0 | 6 | 0 |
| Scott, JK | SUB | SUB | SUB | SUB | SUB | SUB | SUB | SUB | SUB | SUB | SUB | SUB | SUB | SUB | SUB | SUB | SUB | 17 | 0 | 0 | 0 |
| Shelton, Nehemiah | — | PS | PS | — | PS | — | — | — | — | — | — | — | — | — | — | — | — | 0 | 0 | 0 | 0 |
| Shenault, Laviska | — | — | — | — | — | — | — | — | — | — | — | — | PS | WR | PS | PS | PS | 1 | 1 | 0 | 0 |
| Slater, Rashawn | LT | LT | LT | INA | LT | LT | LT | LT | LT | LT | LT | LT | LT | LT | LT | LT | INA | 15 | 15 | 0 | 2 |
| Smartt, Stone | SUB | SUB | SUB | SUB | SUB | SUB | SUB | INA | INA | SUB | SUB | SUB | SUB | TE | TE | TE | | | | | |

REGULAR SEASON SINGLE-GAME HIGHS

INDIVIDUAL

Passing

Longest Scoring Pass — 66, J.Herbert to Q. Johnston,
Nov. 3 at Cleveland
Longest Non-Scoring Pass — 48, J.Herbert to L.McConkey,
Dec. 1 at Atlanta
Most Passing Attempts — 39, J.Herbert, Oct. 21 at Arizona
Most Completions — 28, J.Herbert, Jan. 5 at Las Vegas
Most Passing Yards — 349, J.Herbert, Oct. 21 at Arizona
Most Passing Touchdowns — 3, J.Herbert, Dec. 28 at New England
Highest Completion Percentage (min. 20 att.) — 77.7, J.Herbert,
Jan. 5 at Las Vegas
Highest Passer Rating (min. 20 att.) — 125.8, J.Herbert,
Nov. 3 at Cleveland

Rushing

Longest Scoring Run — 43, J.Dobbins, Sept. 15 at Car.
Longest Non-Scoring Run — 61, J.Dobbins, Sept. 8 vs. L.V.
Most Rushing Attempts — 25, J.Dobbins, Oct. 13 at Den.
Most Rushing Yards — 135, J.Dobbins, Sept. 8 vs. L.V.
Most Rushing Touchdowns — 2, Last: G.Edwards, Dec. 19 vs. Denver

Receiving

Most Receptions — 13, Q.Johnston, Jan. 5 at Las Vegas
Most Receiving Yards — 186, Q.Johnston, Jan. 5 at Las Vegas
Most Receiving Touchdowns — 2, Last: L.McConkey,
Dec. 28 at New England

Total Offense

Most Total Yards from Scrimmage — 186, Q.Johnston,
Jan. 5 at Las Vegas
Most Touchdowns — 2, Last: L.McConkey Dec. 28 at New England

Special Teams

Longest Punt — 67, J.Scott, Oct. 27 vs. New Orleans
Longest Field Goal — 59, C.Dicker, Oct. 21 at Arizona
Most Attempted Field Goals — 5, C. Dicker, Jan. 5 at Las Vegas
Most Made Field Goals — 5, C. Dicker, Oct. 21 at Arizona

Returns

Longest Kickoff Return — 56, D.Davis, Nov. 10 vs. Tennessee
Longest Punt Return — 53, D.Davis, Nov. 3 at Cleveland
Longest Interception Return — 61, T.Still, Dec. 1 at Atlanta
Longest Fumble Return — 22, K.Mack, Sept. 8 vs. L.V.

Defense

Most Interceptions — 2, T.Still, Dec. 1 at Atlanta
Most Tackles — 14, T.Dye, Dec. 1 at Atlanta
Most Solo Tackles — 10, D.Henley, Nov. 10 vs. Tennessee
Most Sacks — 2.5, T.Tuipulotu, Nov. 3 at Cleveland
Most Passes Defensed — 3, Last: T.Still,
Dec. 1 at Atlanta

TEAM

Most, Offense

First Downs — 29, Dec. 28 at New England
Rushing Attempts — 44, Sept. 15 at Carolina
Rushing Yards — 219, Sept. 15 at Carolina
Rushing Touchdowns — 2, Last: Dec. 19 vs. Denver
Passing Attempts — 40, Dec. 28 at New England
Completions — 28, Jan. 5 at Las Vegas
Net Passing Yards — 336, Last: Jan. 5 at Las Vegas
Touchdowns Thrown — 3, Dec. 28 at New England
Offensive Plays — 78, Oct. 13 at Denver
Total Offense — 473, Jan. 5 at Las Vegas
Time of Possession — 40:34, Dec. 28 at New England

Most, Turnovers

Turnovers — 2, Last: Dec. 15 vs. Tampa Bay
Interceptions Thrown — 1, Last: Dec. 19 vs. Denver
Fumbles — 3, Oct. 21 at Arizona
Fumbles Lost — 2, Oct. 21 at Arizona

Longest Scoring Drives

Plays — 20, Oct. 13 at Denver
Yards — 95, Nov. 10 vs. Tennessee
Time — 10:29, Oct. 13 at Denver

Shortest Scoring Drives

Plays — 1, Dec. 19 vs. Denver
Yards — 0, Dec. 19 vs. Denver
Time — 0:00, Dec. 19 vs. Denver

Fewest, Defense

First Downs Allowed — 7, Sept. 15 at Carolina
Rushing Attempts Allowed — 12, Jan. 5 at Las Vegas
Rushing Yards Allowed — 39, Jan. 5 at Las Vegas
Passing Attempts Allowed — 22, Nov. 25 vs. Baltimore
Completions Allowed — 13, Dec. 28 at New England
Net Passing Yards Allowed — 69, Sept. 8 vs. Las Vegas
Total Plays Allowed — 48, Last: Jan. 5 at Las Vegas
Total Yards Allowed — 159, Sept. 15 at Carolina

Most, Defense

Takeaways — 4, Dec. 1 at Atlanta
Interceptions — 4, Dec. 1 at Atlanta
Fumbles Forced — 2, Sept. 8 vs. Las Vegas
Fumbles Recovered — 2, Sept. 8 vs. Las Vegas
Passes Defensed — 12, Nov. 3 at Cleveland
Sacks — 7, Nov. 10 vs. Tennessee

GAME-BY-GAME PASSES DEFENSED

| | | |
|-------------|--------------|--|
| Sept. 8 | Las Vegas: | Poona Ford (2), Junior Colson (1), Bud Dupree (1), Khalil Mack (1). |
| Sept. 15 at | Carolina: | Kristian Fulton (1), Deane Leonard (1), Scott Matlock (1), Elijah Molden (1), Asante Samuel Jr. (1). |
| Sept. 22 at | Pittsburgh: | Bud Dupree (1), Alohi Gilman (1), Daiyan Henley (1), Asante Samuel Jr. (1). |
| Sept. 29 | Kansas City: | Kristian Fulton (2), Poona Ford (1), Khalil Mack (1), Tuli Tuipulotu (1). |
| Oct. 13 at | Denver: | Derwin James Jr. (2), Alohi Gilman (1), Khalil Mack (1), Elijah Molden (1), Tarheeb Still (1). |
| Oct. 21 at | Arizona: | Khalil Mack (2), Cam Hart (1), Daiyan Henley (1), Teair Tart (1), Ja'Sir Taylor (1). |
| Oct. 27 | New Orleans: | Ja'Sir Taylor (2), Daiyan Henley (1), Tuli Tuipulotu (1), Teair Tart (1). |
| Nov. 3 at | Cleveland: | Elijah Molden (3), Tarheeb Still (3), Derwin James Jr. (2), Daiyan Henley (1), Alohi Gilman (1), Morgan Fox (1), Nick Niemann (1). |
| Nov. 10 | Tennessee: | Cam Hart (1). |
| Nov. 17 | Cincinnati: | Kristian Fulton (3), Cam Hart (2), Eli Apple (1), Daiyan Henley (1), Derwin James Jr. (1), Tarheeb Still (1), Ja'Sir Taylor (1). |
| Nov. 25 | Baltimore: | Alohi Gilman (1), Elijah Molden (1). |
| Dec. 1 at | Atlanta: | Tarheeb Still (3), Troy Dye (1), Derwin James Jr. (1), Kristian Fulton (1), Elijah Molden (1), Poona Ford (1), Khalil Mack (1), Marcus Maye (1). |
| Dec. 8 at | Kansas City: | Daiyan Henley (1), Cam Hart (1), Marcus Maye (1), Khalil Mack (1), Ja'Sir Taylor (1). |
| Dec. 15 | Tampa Bay: | Daiyan Henley (1), Tarheeb Still (1), Cam Hart (1). |
| Dec. 22 | Denver: | Tarheeb Still (1), Poona Ford (1), Kendall Williamson (1), Deane Leonard (1). |
| Dec. 28 at | New England: | Khalil Mack (1), Deane Leonard (1), Cam Hart (1). |
| Jan. 5 at | Las Vegas: | Derwin James Jr. (1), Daiyan Henley (1). |

SEASON TOTALS

(88)

| Name | No. | Name | No. | Name | No. |
|------------------|-----|-------------------|-----|--------------------|-----|
| Tarheeb Still | 10 | Deane Leonard | 3 | Scott Matlock | 1 |
| Daiyan Henley | 8 | Bud Dupree | 2 | Nick Niemann | 1 |
| Khalil Mack | 8 | Marcus Maye | 2 | Kendall Williamson | 1 |
| Kristian Fulton | 7 | Asante Samuel Jr. | 2 | | |
| Cam Hart | 7 | Teair Tart | 2 | | |
| Derwin James Jr. | 7 | Tuli Tuipulotu | 2 | | |
| Elijah Molden | 7 | Eli Apple | 1 | | |
| Poona Ford | 5 | Troy Dye | 1 | | |
| Ja'Sir Taylor | 5 | Junior Colson | 1 | | |
| Alohi Gilman | 4 | Morgan Fox | 1 | | |

GAME-BY-GAME SACKS

| | | |
|-------------|--------------|---|
| Sept. 8 | Las Vegas: | Khalil Mack (1.5), Joey Bosa (1.0), Team Sacks (1.0), Morgan Fox (0.5). |
| Sept. 15 at | Carolina: | Joey Bosa (1.0), Denzel Perryman (1.0). |
| Sept. 22 at | Pittsburgh: | Derwin James Jr. (1.0), Khalil Mack (1.0). |
| Sept. 29 | Kansas City: | Bud Dupree (2.0), Troy Dye (0.5), Tarheeb Still (0.5). |
| Oct. 13 at | Denver: | Morgan Fox (1.0), Alohi Gilman (1.0). |
| Oct. 21 at | Arizona: | None. |
| Oct. 27 | New Orleans: | Khalil Mack (1.0), Bud Dupree (1.0), Poona Ford (1.0), Scott Matlock (1.0), Tuli Tuipulotu (1.0). |
| Nov. 3 at | Cleveland: | Tuli Tuipulotu (2.5), Morgan Fox (2.0), Khalil Mack (1), Cam Hart (0.5). |
| Nov. 10 | Tennessee: | Bud Dupree (2.0), Tuli Tuipulotu (2.0), Joey Bosa (1.0), Poona Ford (1.0), Daiyan Henley (1.0). |
| Nov. 17 | Cincinnati: | Tuli Tuipulotu (1.5), Poona Ford (1.0), Derwin James Jr. (0.5). |
| Nov. 25 | Baltimore: | Derwin James Jr. (1.0). |
| Dec. 1 at | Atlanta: | Teair Tart (1.0). |
| Dec. 8 at | Kansas City: | Derwin James Jr. (1.0), Joey Bosa (1.0), Khalil Mack (0.5), Tuli Tuipulotu (0.5). |
| Dec. 15 | Tampa Bay: | Troy Dye (1.0). |
| Dec. 22 | Denver: | Joey Bosa (1.0), Bud Dupree (1.0). |
| Dec. 28 at | New England: | Derwin James Jr. (2.0), Tuli Tuipulotu (1.0), Khalil Mack (1.0). |
| Jan. 5 at | Las Vegas: | None. |

SEASON TOTALS

(46.0)

| Name | No. | Name | No. |
|------------------|-----|-----------------|-----|
| Tuli Tuipulotu | 8.5 | Scott Matlock | 1.0 |
| Bud Dupree | 6.0 | Denzel Perryman | 1.0 |
| Khalil Mack | 6.0 | Teair Tart | 1.0 |
| Derwin James Jr. | 5.5 | Cam Hart | 0.5 |
| Joey Bosa | 5.0 | Tarheeb Still | 0.5 |
| Morgan Fox | 3.5 | Team | 1.0 |
| Poona Ford | 3.0 | | |
| Troy Dye | 1.5 | | |
| Alohi Gilman | 1.0 | | |
| Daiyan Henley | 1.0 | | |

RECORDS

INDIVIDUAL RECORDS

*NFL Record

POINTS

Most Seasons Leading League

- 1 Nate Kaeding, 2009
- LaDainian Tomlinson, 2006
- John Carney, 1994

Most, Career

- 1,076 John Carney, 1990-2000
- 918 LaDainian Tomlinson, 2001-09
- 889 Nate Kaeding, 2004-12

Most, Season

- 186* LaDainian Tomlinson, 2006
- 150 Cameron Dicker, 2024
- 146 Nate Kaeding, 2009

Most, Season, Non-Kickers

- 186* LaDainian Tomlinson, 2006
- 124 Austin Ekeler, 2021
- 120 LaDainian Tomlinson, 2005

Most, Season, Rookie

- 114 Nate Kaeding, 2004
- 106 Josh Lambo, 2015
- Dennis Partee, 1968
- 94 Herb Travenio, 1965

Most, Game

- 30 Kellen Winslow, Nov. 22, 1981 at Oakland
- 24 (10x) Last: Austin Ekeler, Nov. 21, 2021 vs. Pit.
- 20 Mike Williams, Dec. 13, 2018 at Kansas City

TOUCHDOWNS

Most Seasons Leading League

- 3 Lance Alworth, 1964, 1965, 1966
- 2 Austin Ekeler, 2021, 2022
- 1 LaDainian Tomlinson, 2006
- Chuck Muncie, 1981

Most, Career

- 153 LaDainian Tomlinson, 2001-09
- 116 Antonio Gates, 2003-18
- 83 Lance Alworth, 1962-70

Most, Season

- 31* LaDainian Tomlinson, 2006
- 20 Austin Ekeler, 2021
- LaDainian Tomlinson, 2005
- 19 Chuck Muncie, 1981

Most, Game

- 5 Kellen Winslow, Nov. 22, 1981 at Oakland
- 4 (10x) Last: Austin Ekeler, Nov. 21, 2021 vs. Pit.
- 3 (46x) Last: A.Ekeler, Oct. 2, 2022 at Hou.

Most Consecutive Games

- 18* LaDainian Tomlinson, 2004-05
- 10 LaDainian Tomlinson, 2006
- 9 Antonio Gates, 2009-10
- Natrone Means, 1993-94
- Lance Alworth, 1963

POINTS AFTER TOUCHDOWN

Most Seasons Leading League

- 2 Nate Kaeding, 2006
- Rolf Benirschke, 1981, 1982
- 1 Herb Travenio, 1965

Most, Career

- 349 Nate Kaeding, 2004-12
- 328 Rolf Benirschke, 1977-86
- 293 John Carney, 1990-2000

Most, Season

- 58 Nate Kaeding, 2006
- 55 Rolf Benirschke, 1981
- 54 Nate Kaeding, 2004

Most, Game

- 7 (6x) Last: N.Kaeding, Dec. 28, 2008 vs. Den.
- 6 (30x) Last: M.Badgley, Dec. 8, 2019 at. Jax.
- 5 (55x) Last: C.Dicker, Nov. 12, 2023 vs. Detroit

Most Consecutive

- 250 Nate Kaeding, 2004-09
- 128 Nick Novak, 2011-14
- 87 Rolf Benirschke, 1983-86

Most Attempts, Career

- 352 Rolf Benirschke, 1977-86
- 351 Nate Kaeding, 2004-12
- 298 John Carney, 1990-2000

Most Attempts, Season

- 61 Rolf Benirschke, 1981
- 58 Nate Kaeding, 2006
- 55 Nate Kaeding, 2004
- Bob Thomas, 1985

Most Attempts, Game

- 8 Rolf Benirschke, Nov. 22, 1981 at Oakland
- 7 (6x) Last: N.Kaeding, Dec. 28, 2008 vs. Den.
- 6 (38x) Last: M. Badgley, Dec. 8, 2019 at. Jax.

TWO-POINT CONVERSIONS

Most Seasons Leading League

- 1 Ladarius Green, 2015
- Mikhael Ricks, 1999
- Ronnie Harmon, 1994

Most, Career

- 3 Joshua Palmer, 2021-24
- Ronnie Harmon, 1990-95
- 2 Keenan Allen, 2013-23
- Jared Cook, 2021
- Austin Ekeler, 2017-23
- Mike Williams, 2017-23
- Antonio Gates, 2003-18
- Melvin Gordon, 2015-19
- Ladarius Green, 2012-15
- Legedu Naanee, 2007-10
- Dave Kocourek, 1960-65

Most, Season

- 3 Ronnie Harmon, 1994
- 2 Joshua Palmer, 2024
- Jared Cook, 2021
- Austin Ekeler, 2021
- Melvin Gordon, 2018
- Antonio Gates, 2018
- 1 (37x) Last: Ladd McConkey, 2024

Most, Game

- 2* Ladarius Green, Oct. 25, 2015 vs. Oakland
- 1 (46x) Last: Ladd McConkey, Jan. 5, 2025 at L.V.

FIELD GOALS

Most Seasons Leading League

- 1 Nate Kaeding, 2009
- John Carney, 1994

Most, Career

- 261 John Carney, 1990-2000
- 180 Nate Kaeding, 2004-12
- 146 Rolf Benirschke, 1977-86

Most, Season

- 39 Cameron Dicker, 2024
- 34 Nick Novak, 2013
- John Carney, 1994
- 32 Nate Kaeding, 2009

Most, Game

- 6 (3x) Last: G.Davis, Oct. 5, 1997 at Oakland
- 5 (13x) Last: C.Dicker, Oct. 21, 2024 at Arizona
- 4 (41x) Last: C.Dicker, Jan. 5, 2025 at Las Vegas

Most, Game, No Misses

- 6 (3x) Last: G.Davis, Oct. 5, 1997 at Oakland
- 5 (12x) Last: C.Dicker, Oct. 21, 2024 at Arizona
- 4 (29x) Last: C.Dicker, Dec. 28, 2024 at N.E.

Highest Percentage, Career (min. 100 att.)

- 87.0 Nate Kaeding, 2004-12 (180-of-207)
- 84.6 Nick Novak, 2011-14, '17 (110-of-130)
- 81.6 John Carney, 1990-2000 (261-of-320)

Highest Percentage, Season (min. 15 att.)

- 95.0 Cameron Dicker, 2022 (19-of-20)
- 93.9 Cameron Dicker, 2023 (31-of-33)
- 93.8 Michael Badgley, 2018 (15-of-16)

Most Consecutive

- 32 Nick Novak, 2013-14
- 29 John Carney, 1992-93
- 22 Nate Kaeding, 2009-10

Most Attempts, Career

- 320 John Carney, 1990-2000
- 208 Rolf Benirschke, 1977-86
- 207 Nate Kaeding, 2004-12

Most Attempts, Season

- 42 Cameron Dicker, 2024
- 40 John Carney, 1993
- 39 Michael Badgley, 2020

Most Attempts, Game

- 7 Dick Van Raaphorst, Oct. 8, 1966 at N.Y. Jets
- 6 (6x) Last: Steve Christie, Dec. 1, 2002 vs. Den.
- 5 (28x) Last: C.Dicker, Jan. 5, 2025 at Las Vegas

Longest

- 59 Cameron Dicker, Oct. 21, 2024 at Arizona
- Michael Badgley, Dec. 9, 2018 vs. Cincinnati
- 57 Cameron Dicker, Dec. 19, 2024 vs. Denver
- Nate Kaeding, Dec. 21, 2008 at Tampa Bay
- 55 Cameron Dicker, Nov. 6, 2023 at N.Y. Jets
- Cameron Dicker, Oct. 22, 2023 at Kansas City
- Nate Kaeding, Nov. 29, 2009 vs. Kansas City

RUSHING YARDS

Most Seasons Leading League

- 2 LaDainian Tomlinson, 2006, 2007
- 1 Dick Post, 1968
Paul Lowe, 1965

Most, Career

- 12,490 LaDainian Tomlinson, 2001-09
- 4,972 Paul Lowe, 1960-68
- 4,355 Austin Ekeler, 2017-23

Most, Season

- 1,815 LaDainian Tomlinson, 2006
- 1,683 LaDainian Tomlinson, 2002
- 1,645 LaDainian Tomlinson, 2003

Most, Game

- 243 LaDainian Tomlinson, Dec. 28, 2003 vs. Oak.
- 220 LaDainian Tomlinson, Dec. 1, 2002 vs. Denver
- 217 LaDainian Tomlinson, Sept. 29, 2002 vs. N.E.
Gary Anderson, Dec. 18, 1988 vs. Kansas City

Most Games 100 Yards or More, Career

- 46 LaDainian Tomlinson, 2001-09
- 15 Natrone Means, 1993-99
Paul Lowe, 1960-68
- 12 Ryan Mathews, 2010-14

Most Games 100 Yards or More, Season

- 10 LaDainian Tomlinson, 2006
- 7 LaDainian Tomlinson, 2002
Don Woods, 1974
- 6 Ryan Mathews, 2013
LaDainian Tomlinson, 2007
LaDainian Tomlinson, 2004
LaDainian Tomlinson, 2003
Natrone Means, 1994

Most Consecutive Games, 100 Yards or More

- 9 LaDainian Tomlinson, 2006
- 5 Natrone Means, 1994
- 4 LaDainian Tomlinson, 2007

Most Games 200 Yards or More, Career

- 4 LaDainian Tomlinson, 2001-09
- 1 Gary Anderson, 1985-88

Longest Run

- 87t Melvin Gordon, Oct. 29, 2017 at New England
Paul Lowe, Sept. 10, 1961 at Dallas Texans
- 86t Keith Lincoln, Sept. 30, 1962 at Oakland
- 85t LaDainian Tomlinson, Dec. 17, 2006 vs. K.C.

RUSHING TOUCHDOWNS

Most Seasons Leading League

- 3 LaDainian Tomlinson, 2004, 2006, 2007
- 1 Chuck Muncie, 1981
Paul Lowe, 1961, 1965

Most, Career

- 138 LaDainian Tomlinson, 2001-09
- 43 Chuck Muncie, 1980-84
- 39 Austin Ekeler, 2017-23

Most, Season

- 28* LaDainian Tomlinson, 2006
- 19 Chuck Muncie, 1981
- 18 LaDainian Tomlinson, 2005

Most, Game

- 4 LaDainian Tomlinson, Oct. 14, 2007 vs. Oak.
LaDainian Tomlinson, Nov. 12, 2006 at Cin.
LaDainian Tomlinson, Oct. 15, 2006 at S.F.
Chuck Muncie, Nov. 29, 1981 vs. Denver
Clarence Williams, Sept. 16, 1979 vs. Buffalo
- 3 (22x), Last: M.Gordon, Oct. 15, 2018 at Cle.
- 2 (127x), Last: G.Edwards, Dec. 19, 2024 vs. Den.

Most Consecutive Games

- 18* LaDainian Tomlinson, 2004-05
- 9 Natrone Means, 1993-94
- 8 LaDainian Tomlinson, 2006

RUSHING AVERAGE

Most Seasons Leading League (min. 100 att.)

- 2 Paul Lowe, 1960, 1965
- 1 Dickie Post, 1968
Brad Hubbard, 1967
Keith Lincoln, 1963

Highest, Career (minimum 500 att.)

- 4.90 Paul Lowe, 1960-68
- 4.71 Keith Lincoln, 1961-66, '68
- 4.43 Dickie Post, 1967-70

Highest, Season (minimum 100 att.)

- 6.45 Keith Lincoln, 1963
- 6.29 Paul Lowe, 1960
- 5.71 Paul Lowe, 1963

Highest, Game (minimum 10 att.)

- 14.7 Michael Turner, Oct. 7, 2007 at Denver
- 13.8 Keith Lincoln, Sept. 30, 1962 at Oakland
- 13.5 J.K. Dobbins, Sept. 8, 2024 vs. Las Vegas

RUSHING ATTEMPTS

Most, Career

- 2,880 LaDainian Tomlinson, 2001-09
- 1,059 Melvin Gordon, 2015-19
- 1,031 Marion Butts, 1989-93

Most, Season

- 372 LaDainian Tomlinson, 2002
- 348 LaDainian Tomlinson, 2006
- 343 Natrone Means, 1994

Most, Game

- 39 LaDainian Tomlinson, Oct. 20, 2002 at Oak.
Marion Butts, Dec. 17, 1989 at Kansas City
- 37 (3x) Last: L.Tomlinson, Nov. 21, 2004 at Oak.
- 36 LaDainian Tomlinson, Sept. 9, 2001 vs. Was.
Gary Brown, Oct. 5, 1997 at Oakland

PASSING ATTEMPTS

Most Seasons Leading League

- 2 Dan Fouts, 1980, 1981
John Hadl, 1968, 1971
- 1 Philip Rivers, 2015

Most, Career

- 7,591 Philip Rivers, 2004-19
- 5,604 Dan Fouts, 1973-87
- 3,640 John Hadl, 1962-72

Most, Season

- 699 Justin Herbert, 2022
- 672 Justin Herbert, 2021
- 661 Philip Rivers, 2015

Most, Game

- 65 Philip Rivers, Oct. 18, 2015 at Green Bay
- 64 Justin Herbert, Jan. 9, 2022 at Las Vegas (OT)
- 58 Philip Rivers, Oct. 25, 2015 vs. Oakland
Mark Herrmann, Dec. 22, 1985 at K.C.

PASS COMPLETIONS

Most Seasons Leading League

- 2 Dan Fouts, 1980, 1981
John Hadl, 1968, 1971
- 1 Philip Rivers, 2015

Most, Career

- 4,908 Philip Rivers, 2004-19
- 3,297 Dan Fouts, 1973-87
- 1,945 Justin Herbert, 2020-24

Most, Season

- 477 Justin Herbert, 2022
- 443 Justin Herbert, 2021
- 437 Philip Rivers, 2015

Most, Game

- 43 Philip Rivers, Oct. 18, 2015 at Green Bay
- 40 Justin Herbert, Sept. 24, 2023 at Minnesota
- 39 Justin Herbert, Dec. 11, 2022 vs. Miami

Most Consecutive

- 25* Philip Rivers, Nov. 25, 2018 vs. Arizona
- 22 Philip Rivers, Sept. 13, 2015 vs. Detroit –
Sept. 20, 2015 at Cincinnati
- 20 Philip Rivers, Sept. 13, 2015 vs. Detroit

COMPLETION PERCENTAGE

Most Seasons Leading League (min. 140 att.)

- 1 Philip Rivers, 2013
Mark Herrmann, 1985
Dan Fouts, 1979
Tobin Rote, 1963

Highest, Career (minimum 500 att.)

- 66.5 Justin Herbert, 2020-24
- 64.7 Philip Rivers, 2004-19
- 62.2 Drew Brees, 2001-05

Highest, Season (minimum 140 att.)

- 69.5 Philip Rivers, 2013
- 68.2 Justin Herbert, 2022
- 68.3 Philip Rivers, 2018

Highest, Game (minimum 20 att.)

- 96.6 Philip Rivers, Nov. 25, 2018 vs. Ari. (28-of-29)
- 90.0 Philip Rivers, Nov. 1, 2012 vs. K.C. (18-of-20)
- 88.0 Drew Brees, Oct. 31, 2004 vs. Oak. (22-of-25)

PASSING YARDS

Most Seasons Leading League

- 4 Dan Fouts, 1979, 1980, 1981, 1982
- 3 John Hadl, 1965, 1968, 1971
- 1 Philip Rivers, 2010

Most, Career

- 59,271 Philip Rivers, 2004-19
- 43,040 Dan Fouts, 1973-87
- 26,938 John Hadl, 1962-72

Most, Season

- 5,014 Justin Herbert, 2021
- 4,802 Dan Fouts, 1981
- 4,792 Philip Rivers, 2015

Most, Game

- 503 Philip Rivers, Oct. 18, 2015 at Green Bay
- 455 Philip Rivers, Sept. 26, 2010 at Seattle
- 444 Dan Fouts, Dec. 11, 1982 at San Francisco
Dan Fouts, Oct. 19, 1980 vs. N.Y. Giants

Most Games 300 Yards or More, Career

- 70 Philip Rivers, 2004-19
- 51 Dan Fouts, 1973-87
- 27 Justin Herbert, 2020-24

Most Games 300 Yards or More, Season

- 9 Justin Herbert, 2021
- 8 Justin Herbert, 2020
Philip Rivers, 2015, 2019
Dan Fouts, 1980
- 7 Dan Fouts, 1981, 1985

Most Consecutive Games, 300 Yards or More

- 5 Philip Rivers, 2015
- 4 Dan Fouts, 1979, 1980-81
- 3 Justin Herbert, 2020-21, 2021, 2022
Philip Rivers, 2010-11, 2016, 2017
Dan Fouts, 1980, 1985
John Hadl, 1967

Most Games 400 Yards or More, Career

- 11 Philip Rivers, 2004-19
- 6 Dan Fouts, 1973-87
- 1 Justin Herbert, 2020-24
Jim Harbaugh, 1999-2000

Longest Completion

- 99t* Stan Humphries, Sept. 18, 1994 at Seattle
- 91t Jack Kemp, Nov. 12, 1961 at Denver
- 88t Ed Luther, Dec. 3, 1984 vs. Chicago

TOUCHDOWN PASSES

Most Seasons Leading League

- 2 Dan Fouts, 1981, 1982
John Hadl, 1968, 1971
- 1 Philip Rivers, 2008

Most, Career

- 397 Philip Rivers, 2004-19
- 254 Dan Fouts, 1973-87
- 201 John Hadl, 1962-72

Most, Season

- 38 Justin Herbert, 2021
- 34 Philip Rivers, 2008
- 33 Philip Rivers, 2016
Dan Fouts, 1981

Most, Game

- 6 Dan Fouts, Nov. 22, 1981 at Oakland
- 5 (4x), Last: Drew Brees, Oct. 31, 2004 vs. Oak.
- 4 (32x), Last: J.Herbert, Nov. 12, 2023 vs. Det.

Most Consecutive Games

- 28 Philip Rivers, 2012-14
- 27 Philip Rivers, 2017-18
- 26 Justin Herbert, 2020-23

INTERCEPTIONS THROWN

Most Seasons Leading League (Fewest INTs, min. 300 att.)

- 1 Justin Herbert, 2024
Drew Brees, 2004

Most, Career

- 242 Dan Fouts, 1973-87
- 211 John Hadl, 1962-72
- 198 Philip Rivers, 2004-19

Most, Season

- 32 John Hadl, 1968
- 26 John Hadl, 1972
- 25 John Hadl, 1971
Jack Kemp, 1960

Most, Game

- 6 Ed Luther, Oct. 31, 1983 vs. Washington
John Hadl, Dec. 8, 1968 vs. Kansas City
- 5 (9x), Last: C.Wheilihan, Dec. 13, 1998 at Sea.
- 4 (33x), Last: P.Rivers, Nov. 18, 2019 vs. K.C.

Fewest, Season (minimum 150 att.)

- 1 Easton Stick, 2023 (174 att.)
- 3 Justin Herbert, 2024 (504 att.)
Ed Luther, 1984 (151 att.)
- 4 Doug Flutie, 2003 (167 att.)
John Friesz, 1993 (238 att.)

Most Consecutive Attempts, None Intercepted

- 357 Justin Herbert, Sept. 15, 2024-Dec. 15, 2024
- 233 Justin Herbert, Dec. 26, 2022-Oct. 1, 2023
- 194 Drew Brees, Oct. 17-Dec. 5, 2004

Lowest Percentage, Season (minimum 150 att.)

- 0.6 Justin Herbert, 2024
Easton Stick, 2023
- 1.4 Justin Herbert, 2022
- 1.5 Justin Herbert, 2023

PASSER RATING

Most Seasons Leading League (min. 300 att.)

- 1 Philip Rivers, 2008

Highest, Career (minimum 500 att.)

- 96.7 Justin Herbert, 2020-24
- 95.1 Philip Rivers, 2004-19
- 84.9 Drew Brees, 2001-05

Highest, Season (minimum 300 att.)

- 105.5 Philip Rivers, 2008, 2013, 2018
- 104.8 Drew Brees, 2004
- 104.4 Philip Rivers, 2009

Highest, Game (minimum 20 att.)

- 157.1 Dan Fouts, Sept. 7, 1981 at Cleveland
- 154.4 Philip Rivers, Dec. 8, 2019 at Jacksonville
- 153.1 Drew Brees, Oct. 31, 2004 vs. Oakland

RECEIVING YARDS

Most Seasons Leading League

- 3 Lance Alworth, 1965, 1966, 1968
- 1 Wes Chandler, 1982
John Jefferson, 1980

Most, Career

- 11,841 Antonio Gates, 2003-18
- 10,530 Keenan Allen, 2013-23
- 9,584 Lance Alworth, 1962-70

Most, Season

- 1,602 Lance Alworth, 1965
- 1,393 Keenan Allen, 2017
- 1,383 Lance Alworth, 1966

Most, Game

- 260 Wes Chandler, Dec. 20, 1982 vs. Cincinnati
- 243 Wes Chandler, Sept. 15, 1985 vs. Seattle
- 232 Lance Alworth, Oct. 20, 1963 at Kansas City

Most Games 100 Yards or More, Career

- 41 Lance Alworth, 1962-70
- 38 Keenan Allen, 2013-23
- 24 Kellen Winslow, 1979-87

Most Games 100 Yards or More, Season

- 9 Lance Alworth, 1965
- 8 Lance Alworth, 1966
- 7 Keenan Allen, 2017
John Jefferson, 1980

Most Consecutive Games, 100 Yards or More

- 5 Lance Alworth, 1966
- 4 Keenan Allen, 2017
Wes Chandler, 1982
John Jefferson, 1979-80
Charlie Joiner, 1976
Lance Alworth, 1968
Lance Alworth, 1965
- 3 Keenan Allen, 2023
Kellen Winslow, 1982
Kellen Winslow, 1980
John Jefferson, 1980
John Jefferson, 1979
Gary Garrison, 1971
Lance Alworth, 1967
Lance Alworth, 1965
Lance Alworth, 1964

Most Games 200 Yards or More, Career

- 5* Lance Alworth, 1962-70
- 2 Wes Chandler, 1981-87
- 1 Keenan Allen, 2013-23
Malcom Floyd, 2004-15

Longest Reception

- 99t* Tony Martin, Sept. 18, 1994 at Seattle
- 91t Keith Lincoln, Nov. 12, 1961 at Denver
- 88t Bobby Duckworth, Dec. 3, 1984 at Chicago

RECEIVING AVERAGE

Most Seasons Leading League (min. 35 rec.)

- 1 Mike Williams, 2019
Malcom Floyd, 2011
Wes Chandler, 1982
Gary Garrison, 1970
Lance Alworth, 1965

Average per Catch, Career (minimum 250 rec.)

- 19.4 Lance Alworth, 1962-70
- 18.6 Gary Garrison, 1966-76
- 17.5 Vincent Jackson, 2005-11

Average per Catch, Season (minimum 35 rec.)

- 23.2 Lance Alworth, 1965
- 22.9 Gary Garrison, 1970
- 21.2 Gary Garrison, 1968, 1971

Highest, Game (minimum 5 rec.)

- 36.0 Lance Alworth, Nov. 2, 1963 at New York Jets
- 33.6 Lance Alworth, Nov. 15, 1964 at Kansas City
- 32.0 Lance Alworth, Dec. 19, 1965 vs. Oakland

RECEPTIONS

Most Seasons Leading League

- 3 Lance Alworth, 1966, 1968, 1969
- 2 Kellen Winslow, 1980, 1981

Most, Career

- 955 Antonio Gates, 2003-18
- 904 Keenan Allen, 2013-23
- 586 Charlie Joiner, 1976-86

Most, Season

- 108 Keenan Allen, 2023
- 107 Austin Ekeler, 2022
- 106 Keenan Allen, 2021

Most, Game

- 18 Keenan Allen, Sept. 24, 2023 at Minnesota
- 16 Keenan Allen, Nov. 22, 2020 vs. N.Y. Jets
- 15 Austin Ekeler, Oct. 6, 2019 vs. Denver
Keenan Allen, Sept. 13, 2015 vs. Detroit
Kellen Winslow, Oct. 7, 1984 at Green Bay

Most Consecutive Games With a Catch

- 96 Lance Alworth, 1962-69
- 80 Antonio Gates, 2003-08
- 78 Charlie Joiner, 1978-84

RECEIVING TOUCHDOWNS

Most Seasons Leading League

- 3 Lance Alworth, 1964, 1965, 1966
- 2 John Jefferson, 1978, 1980
- 1 Tony Martin, 1996
Wes Chandler, 1982

Most, Career

- 116 Antonio Gates, 2003-18
- 81 Lance Alworth, 1962-70
- 59 Keenan Allen, 2013-23

Most, Season

- 14 Tony Martin, 1996
Lance Alworth, 1965
- 13 Antonio Gates, 2004
John Jefferson, 1978, 1980
Lance Alworth, 1964, 1966
- 12 Antonio Gates, 2014
Gary Garrison, 1970

Most, Game

- 5* Kellen Winslow, Nov. 22, 1981 at Oakland
- 4 Lance Alworth, Dec. 1, 1968 at Denver
- 3 (14x) Last: D.Woodhead, Dec. 20, 2015 vs. Mia.

Most Consecutive Games

- 9 Antonio Gates, 2009-10
Lance Alworth, 1963
- 7 Lance Alworth, 1967
- 6 John Jefferson, 1980
Lance Alworth, 1964

SCRIMMAGE YARDS

Most Seasons Leading League

- 2 Lance Alworth, 1965, 1968
- 1 LaDainian Tomlinson, 2003

Most, Career

- 16,445 LaDainian Tomlinson, 2001-09
11,841 Antonio Gates, 2003-18
10,643 Keenan Allen, 2013-23

Most, Season

- 2,370 LaDainian Tomlinson, 2003
2,323 LaDainian Tomlinson, 2006
2,172 LaDainian Tomlinson, 2002

Most, Game

- 271 LaDainian Tomlinson, Dec. 1, 2002 vs. Den.
261 Melvin Gordon, Nov. 6, 2016 vs. Tennessee
260 LaDainian Tomlinson, Dec. 28, 2003 vs. Oak.
Wes Chandler, Dec. 20, 1982 vs. Cincinnati

Most Games 100 Yards or More, Career

- 79 LaDainian Tomlinson, 2001-09
44 Lance Alworth, 1962-70
39 Keenan Allen, 2013-23

Most Games 100 Yards or More, Season

- 14 LaDainian Tomlinson, 2006
11 LaDainian Tomlinson, 2003
10 Ryan Mathews, 2011
LaDainian Tomlinson, 2004
LaDainian Tomlinson, 2002

Most Consecutive Games, 100 Yards or More

- 11 LaDainian Tomlinson, 2006
6 Melvin Gordon, 2018
Ryan Mathews, 2011
LaDainian Tomlinson, 2007
LaDainian Tomlinson, 2004
5 Natrone Means, 1994
Lydell Mitchell, 1978

Most Games 200 Yards or More, Career

- 12 LaDainian Tomlinson, 2001-09
5 Lance Alworth, 1962-70
2 Lionel James, 1984-88
Wes Chandler, 1981-87

INTERCEPTIONS

Most Seasons Leading League

- 1 Casey Hayward, 2016
- Eric Weddle, 2011
- Antonio Cromartie, 2007

Most, Career

- 42 Gill Byrd, 1983-92
29 Dick Harris, 1960-65
26 Rodney Harrison, 1994-2002

Most, Season

- 10 Antonio Cromartie, 2007
9 Charlie McNeil, 1961
8 (4x) Last: Ryan McNeil, 2001

Most, Game

- 3 Antonio Cromartie, Nov. 11, 2007 vs. Ind.
Dwayne Harper, Nov. 27, 1995 vs. Oakland
Pete Shaw, Nov. 2, 1980 at Cincinnati
Clarence Duren, Oct. 30, 1977 at Miami
Chris Fletcher, Nov. 30, 1975 at Denver (OT)
Joe Beauchamp, Sept. 24, 1972 vs. Denver
Leslie "Speedy" Duncan, Sept. 25, 1966 at Oak.
Bud Whitehead, Oct. 10, 1965 at Buffalo
Dick Harris, Nov. 17, 1963 at Buffalo
C.McNeil, Sept. 24, 1961 vs. Houston Oilers
C.McNeil, Dec. 18, 1960 vs. Titans of N.Y.
2 (87x) Last: Tarheeb Still, Dec. 1, 2024 at Atl.

Most Consecutive Games

- 5 Charlie McNeil, 1961
4 Greg Jackson, 1998
Gill Byrd, 1989
Mike Fuller, 1977
Bryant Salter, 1972
3 (18x) Last: Stephen Cooper, 2008

INTERCEPTION RETURN YARDS

Most Seasons Leading League

- 1 Vencie Glenn, 1987
- Charlie McNeil, 1961

Most, Career

- 546 Gill Byrd, 1983-92
502 Charlie McNeil, 1960-64
477 Kenny Graham, 1964-69

Most, Season

- 349 Charlie McNeil, 1961
224 Stanley Richard, 1994
166 Vencie Glenn, 1987

Most, Game

- 177* Charlie McNeil, Sept. 24, 1961 vs. Hou. Oilers
106 Woodrow Lowe, Nov. 18, 1979 vs. Pittsburgh
103 Vencie Glenn, Nov. 29, 1987 vs. Denver

Longest Return

- 103t Vencie Glenn, Nov. 29, 1987 vs. Denver
102t Donald Frank, Oct. 31, 1993 at L.A. Raiders
100t Leslie "Speedy" Duncan, Oct. 15, 1967 vs. K.C.

INTERCEPTION TOUCHDOWNS

Most Seasons Leading League

- 1 Clinton Hart, 2005
- Jeffery Dale, 1985
- John Hendy, 1985
- Gill Byrd, 1984
- Woodrow Lowe, 1979
- Fred Dean, 1977
- Leroy Jones, 1977
- Kenny Graham, 1969
- Joe Beauchamp, 1968
- Earl Faison, 1964
- Henry Schmidt, 1964
- Claude Gibson, 1962
- Dick Harris, 1961

Most, Career

- 5 Kenny Graham, 1964-69
Dick Harris, 1960-65
4 Woodrow Lowe, 1976-86
3 Eric Weddle, 2007-15
Joe Beauchamp, 1966-75

Most, Season

- 3 Dick Harris, 1961
2 (9x) Last: Demorrio Williams, 2012
1 (78x) Last: Tarheeb Still, 2024

Most, Game

- 1 (99x) Last: Tarheeb Still, Dec. 1, 2024 at Atl.

SACKS

Most Seasons Leading League

- 1 Shawne Merriman, 2006

Most, Career

- 105.5 Leslie O'Neal, 1986-95
72.0 Joey Bosa, 2016-24
69.5 Shaun Phillips, 2004-12

Most, Season

- 17.5 Gary Johnson, 1980
17.0 Khalil Mack, 2023
Shawne Merriman, 2006
Leslie O'Neal, 1992
Steve DeLong, 1969
15.5 Fred Dean, 1978

Most, Game (since 1982)

- 6.0 Khalil Mack, Oct. 1, 2023 vs. Las Vegas
5.0 Leslie O'Neal, Nov. 16, 1986 vs. Dallas
4.0 Antwan Barnes, Dec. 18, 2011 vs. Baltimore
Shaun Phillips, Oct. 3, 2010 vs. Arizona
Leslie O'Neal, Oct. 22, 1995 at Seattle
Leslie O'Neal, Dec. 6, 1992 at Phoenix
Leslie O'Neal, Dec. 22, 1991 vs. Denver

PUNTS

Most Seasons Leading League

- 1 Paul Maguire, 1962

Most, Career

- 771 Darren Bennett, 1995-2003
756 Mike Scifres, 2003-15
519 Dennis Pardee, 1968-75

Most, Season

- 95 Darren Bennett, 1998
92 Darren Bennett, 2000
89 Darren Bennett, 1997, 1999

Most, Game

- 11 (5x), Last: D.Bennett, Oct. 11, 1998 at Oak.
10 (10x) Last: D.Kaser, Nov. 12, 2017 at Jax.
9 (14x), Last: D.Kaser, Dec. 24, 2017 at N.Y. Jets

PUNT YARDS

Most Seasons Leading League

- 1 Paul Maguire, 1962

Most, Career

- 34,152 Mike Scifres, 2003-15
33,776 Darren Bennett, 1995-2003
21,417 Dennis Pardee, 1968-75

Most, Season

- 4,248 Darren Bennett, 2000
4,174 Darren Bennett, 1998
3,972 Darren Bennett, 1997

Most, Game

- 522 Darren Bennett, Oct. 11, 1998 at Oakland
493 Mike Scifres, Nov. 18, 2012 at Denver
492 Dennis Pardee, Nov. 10, 1974 at Kansas City

Longest Punt

- 83 JK Scott, Dec. 10, 2023 vs. Denver
82 Paul Maguire, Nov. 19, 1961 vs. Dallas Texans
73 Dennis Pardee, Oct. 17, 1971 at Denver

PUNTING AVERAGE

Most Seasons Leading League (min. 50 punts)

- 1 Darren Bennett, 2000

Highest, Career (minimum 100 punts)

- 47.4 Drew Kaser, 2016-18
46.5 Ty Long, 2019-21
45.6 JK Scott, 2022-24
45.2 Mike Scifres, 2003-15

Highest, Season (minimum 50 punts)

- 48.3 Mike Scifres, 2012
48.1 Drew Kaser, 2017
46.8 Ty Long, 2020

Highest, Game (minimum 4 punts)

- 59.5 Mike Scifres, Oct. 17, 2010 at St. Louis
Darren Bennett, Oct. 1, 1995 at Pittsburgh
57.4 JK Scott, Dec. 10, 2023 vs. Denver
57.3 JK Scott, Oct. 27, 2024 vs. New Orleans

PUNT RETURN YARDS

Most Seasons Leading League

- 1 Leslie "Speedy" Duncan, 1965

Most, Career

- 2,388 Mike Fuller, 1975-80
1,651 Leslie "Speedy" Duncan, 1964-70
1,407 Darrien Gordon, 1993-96

Most, Season

- 537 Darrien Gordon, 1996
489 Eric Metcalf, 1997
475 Darrien Gordon, 1994

Most, Game

- 168 Eric Metcalf, Nov. 2, 1997 at Cincinnati
136 Mike Fuller, Nov. 21, 1976 at Buffalo
133 Andre Coleman, Sept. 17, 1995 at Philadelphia

Longest Return

- 95t Leslie "Speedy" Duncan, Nov. 24, 1968 vs. NYJ
90t Darrien Gordon, Sept. 25, 1994 at L.A. Raiders
88t Andre Coleman, Sept. 17, 1995 at Philadelphia
Mike Fuller, Oct. 9, 1977 at New Orleans

PUNT RETURN AVERAGE

Most Seasons Leading League (min. 20 ret.)

- 1 Derius Davis, 2023
- Ron Smith, 1973
- Leslie "Speedy" Duncan, 1965

Highest, Career (minimum 50 ret.)

- 13.7 Darrien Gordon, 1993-96
- 12.0 Leslie "Speedy" Duncan, 1964-70
- 11.3 Mike Fuller, 1975-80

Highest, Season (minimum 20 ret.)

- 16.0 Derius Davis, 2023
- 15.5 Leslie "Speedy" Duncan, 1965
- 14.9 Darrien Gordon, 1996

PUNT RETURN TOUCHDOWNS

Most Seasons Leading League

- 2 Leslie "Speedy" Duncan, 1965, 1966
- 1 Derius Davis, 2023
- Desmond King, 2018
- Eric Metcalf, 1997
- Andre Coleman, 1995
- Darrien Gordon, 1994
- Nate Lewis, 1990
- Kitrick Taylor, 1990
- Ron Smith, 1973

Most, Career

- 4 Leslie "Speedy" Duncan, 1964-70
- 3 Eric Metcalf, 1997
- Darrien Gordon, 1993-96
- 2 (5x) Last: Desmond King, 2017-19

Most, Season

- 3 Eric Metcalf, 1997
- 2 (3x) Last: Darrien Gordon, 1994
- 1 (20x) Last: Derius Davis, 2023

Most, Game

- 2* Eric Metcalf, Nov. 2, 1997 at Cincinnati
- 1 (26x) Last: Derius Davis, Nov. 6, 2023 at NYJ

PUNT RETURNS

Most, Career

- 212 Mike Fuller, 1975-80
- 138 Leslie "Speedy" Duncan, 1964-70
- 124 Lionel James, 1984-88

Most, Season

- 46 Mike Fuller, 1979
- 45 Eric Metcalf, 1997
- 39 Mike Fuller, 1978

Most, Game

- 8 (4x) Last: Leon Johnson, Dec. 7, 2003 at Det.
- 7 (4x) Last: M.Fuller, Dec. 17, 1978 at Hou. Oilers
- 6 (9x) Last: J.Herndon, Dec. 20, 2015 vs. Mia.

Most Fair Catches, Season

- 29 Derius Davis, 2023
- 25 Travis Benjamin, 2017
- 24 Kenny Graham, 1969

Most Fair Catches, Game

- 6 Derius Davis, Dec. 10, 2023 vs. Denver
- Phil McConkey, Dec. 17, 1989 at Kansas City
- 5 Travis Benjamin, Oct. 22, 2017 vs. Denver
- Jeff Graham, Sept. 3, 2000 at Oakland
- Kenny Graham, Oct. 4, 1969 vs. Cincinnati

KICKOFF RETURN YARDS

Most Seasons Leading League

- 1 Ronney Jenkins, 2001
- Lionel James, 1984
- James Brooks, 1982

Most, Career

- 6,469 Darren Sproles, 2005-10
- 3,997 Ronney Jenkins, 2000-02
- 3,914 Andre Coleman, 1994-96

Most, Season

- 1,541 Ronney Jenkins, 2001
- 1,531 Ronney Jenkins, 2000
- 1,528 Darren Sproles, 2005

Most, Game

- 250 Ronney Jenkins, Nov. 18, 2001 at Oakland
- 221 Ronney Jenkins, Sept. 10, 2000 vs. N.O.
- 215 Richard Goodman, Jan. 1, 2012 at Oakland

Longest Return

- 105t Richard Goodman, Jan. 1, 2012 at Oakland
- 103t Darren Sproles, Sept. 14, 2008 at Denver
- Keith Lincoln, Sept. 16, 1962 vs. Titans of N.Y.
- 101t Andre Roberts, Jan. 2, 2022 vs. Denver

KICKOFF RETURN AVERAGE

Most Seasons Leading League (min. 10 ret.)

- 1 Jimmy Warren, 1964

Highest, Career (minimum 75 ret.)

- 25.3 Leslie "Speedy" Duncan, 1964-70
- 25.1 Darren Sproles, 2005-10
- 24.2 Ronney Jenkins, 2000-02

Highest, Season (minimum 10 ret.)

- 32.8 Andre Roberts, 2021
- 29.7 Antonio Cromartie, 2006
- 28.9 Nasir Adderley, 2020

KICKOFF RETURN TOUCHDOWNS

Most Seasons Leading League

- 2 Anthony Miller, 1988, 1989
- 1 Richard Goodman, 2011
- Ronney Jenkins, 2001
- Andre Coleman, 1995
- Nate Lewis, 1991
- Jamie Holland, 1988
- Keith Lincoln, 1962

Most, Career

- 4 Andre Coleman, 1994-96
- 3 Ronney Jenkins, 2000-02
- 2 Darren Sproles, 2005-10
- Anthony Miller, 1988-93

Most, Season

- 2 Ronney Jenkins, 2001
- Andre Coleman, 1995
- Andre Coleman, 1994
- 1 (14x) Last: Andre Roberts, 2021

Most, Game

- 1 (20x) Last: A.Roberts, Jan. 2, 2022 vs. Den.

KICKOFF RETURNS

Most Seasons Leading League

- 1 Lionel James, 1984
- James Brooks, 1982

Most, Career

- 258 Darren Sproles, 2005-10
- 166 Andre Coleman, 1994-96
- 165 Ronney Jenkins, 2000-02

Most, Season

- 67 Ronney Jenkins, 2000
- 63 Darren Sproles, 2005
- 62 Andre Coleman, 1995

Most, Game

- 8 (5x) Last: Darren Sproles, Oct. 26, 2008 at N.O. in London
- 7 (14x) Last: D.Davis, Dec. 15, 2024 vs. T.B.
- 6 (36x) Last: R.Goodman, Jan. 1, 2012 at Oak.

COMBINED KICK & PUNT RETURN YARDS

Most Seasons Leading League

- 1 James Brooks, 1982
- Leslie "Speedy" Duncan, 1965

Most, Career

- 7,404 Darren Sproles, 2005-10
- 5,037 Leslie "Speedy" Duncan, 1964-70
- 4,240 Andre Coleman, 1994-96

Most, Season

- 1,737 Andre Coleman, 1995
- 1,636 Darren Sproles, 2005
- 1,625 Darren Sproles, 2008

COMBINED KICK & PUNT RETURNS

Most Seasons Leading League

- 1 Leslie "Speedy" Duncan, 1965

Most, Career

- 372 Darren Sproles, 2005-10
- 289 Mike Fuller, 1975-80
- 272 Leslie "Speedy" Duncan, 1964-70

Most, Season

- 90 Andre Coleman, 1995
- 81 Darren Sproles, 2005
- 80 Darren Sproles, 2009

SERVICE

Most Seasons

- 17 David Binn, 1994-2010
- 16 Philip Rivers, 2004-19
- Antonio Gates, 2003-18
- 15 Dan Fouts, 1973-87
- Russ Washington, 1968-82
- 14 Don Macek, 1976-89
- Doug Wilkerson, 1971-84

Most Games

- 256 David Binn, 1994-10
- 236 Antonio Gates, 2003-18
- 228 Philip Rivers, 2004-19
- 200 Junior Seau, 1990-2002
- Russ Washington, 1968-82

Most Consecutive Games

- 225 Philip Rivers, 2005-19
- 179 David Binn, 1994-10
- 178 Russ Washington, 1968-80

Most Consecutive Starts

- 224 Philip Rivers, 2006-19
- 148 Russ Washington, 1970-80
- 140 Walt Sweeney, 1964-73

TEAM RECORDS

*NFL Record | †strike-shortened 1982 season

GAMES WON

Most, Season

- 14 2006
- 13 2009
- 12 1961, 1979, 2004, 2018

Fewest, Season

- 1 2000
- 2 1973, 1975
- 4 1962, 1972, 1986, 1991, 1997, 2003, 2015

Most Consecutive

- 15 Nov. 27, 1960–Dec. 3, 1961
- 11 (3x) Last: Oct. 25, 2009–Jan. 3, 2010
- 8 (7x) Last: Oct. 25, 2004–Dec. 13, 2004

Most Consecutive at Home

- 10 Nov. 5, 1978–Nov. 25, 1979
- 9 (3x) Last: Sept. 17, 2006–Sept. 9, 2007
- 8 (4x) Last: Sept. 17, 2006–Dec. 31, 2006

Most Consecutive on Road

- 11 Oct. 2, 1960–Nov. 12, 1961
- 6 (4x) Last: Oct. 14, 2018 –Dec. 30, 2018
- 5 (5x) Last: Oct. 14, 2018 –Dec. 13, 2018

Most Consecutive at Start of Season

- 11 1961
- 6 1994
- 4 1966, 1980, 2002

GAMES LOST

Most, Season

- 15 2000
- 12 1975, 1986, 1991, 1997, 2003, 2015, 2023
- 11 1973, 1998, 2001, 2016, 2019

Fewest, Season

- 2 1961, 1965, 2006
- 3 2009, 1963, 1982†
- 4 1960, 1979, 2004, 2018

Most Consecutive

- 11 (2x) Last: Sept. 3, 2000–Nov. 19, 2000
- 9 (5x) Last: Dec. 4, 2016–Oct. 1, 2017
- 8 (9x) Last: Dec. 4, 2016–Sept. 24, 2017

Most Consecutive at Home

- 7 Nov. 13, 2016–Oct. 1, 2017
- 6 (2x) Last: Nov. 13, 2016–Sept. 24, 2017
- 5 (11x) Last: Nov. 12, 2023–Jan. 7, 2024

Most Consecutive on Road

- 11 Oct. 6, 1985–Oct. 26, 1986
- 8 (4x) Last: Sept. 3, 2000–Dec. 17, 2000
- 7 (7x) Last: Nov. 10, 2002–Oct. 5, 2003

Most Consecutive on Road w/o Victory (Ties incl.)

- 14 Nov. 22, 1970–Nov. 19, 1972

POINTS

Most Seasons Leading League

- 6 1963, 1965, 1981, 1982, 1985, 2006

Most, Season

- 492 2006
- 478 1981
- 474 2021

Most, Game

- 58 Dec. 22, 1963 vs. Denver
- 55 Nov. 22, 1981 at Oakland
Oct. 20, 1968 vs. Denver
- 54 Nov. 19, 2017 vs. Buffalo

Most Game, Both Teams

- 98 Dec. 8, 1985 vs. Pittsburgh
- 93 Dec. 18, 1960 vs. Titans of New York
- 90 Nov. 12, 2006 at Cincinnati

Most, Half

- 42 Nov. 12, 2006 at Cincinnati (2nd half)
- 41 Nov. 5, 1961 vs. Titans of N.Y. (2nd half)
- 37 Nov. 19, 2017 vs. Buffalo (1st half)

Most, Quarter

- 28 Nov. 25, 2018 vs. Arizona (2nd quarter)
Nov. 15, 1964 at K.C. (2nd quarter)
Nov. 5, 1961 vs. Titans of N.Y. (3rd quarter)
Sept. 24, 1961 vs. Houston Oilers (2nd quarter)

Most, Quarter, Both Teams

- 41 Nov. 21, 2021 vs. Pittsburgh (4th quarter)
Oct. 10, 2021 vs. Cleveland (4th quarter)
- 38 Dec. 26, 2021 at Houston (4th quarter)
Sept. 14, 2008 at Denver (2nd quarter)
Oct. 19, 1986 at Kansas City (2nd quarter)
Oct. 6, 1963 at Denver (2nd quarter)
Oct. 7, 1961 at Boston (2nd quarter)

Fewest, Season

- 188 1973
- 189 1975
- 212 1974

Fewest, Game

- 0 (29x) Last: Dec. 6, 2020 vs. New England

Most Consecutive Games Not Shutout

- 240 Nov. 7, 1999–Nov. 2, 2014
- 114 Oct. 4, 1992–Oct. 24, 1999
- 105 Sept. 7, 1962–Oct. 26, 1969
- 98 Nov. 16, 2014–Nov. 29, 2020

TOUCHDOWNS

Most Seasons Leading League

- 6 1963, 1979, 1981, 1982, 1985, 2006

Most, Season

- 61 1981
- 60 1985
- 59 2006

Most, Game

- 8 Dec. 8, 1985 vs. Pittsburgh
Nov. 22, 1981 at Oakland
- 7 (9x) Last: Oct. 10, 2021 vs. Cleveland
- 6 (37x) Last: Dec. 8, 2019 at Jacksonville

Fewest, Season

- 22 1973, 1975
- 23 1998
- 25 1977, 1999

POINTS AFTER TOUCHDOWN

Most Seasons Leading League

- 5 1965, 1981, 1982, 1985, 2006

Most, Season

- 58 2006
- 55 1981
- 54 2004

Most, Game

- 7 (7x) Last: Dec. 28, 2008 vs. Denver
- 6 (30x) Last: Dec. 8, 2019 at Jacksonville
- 5 (54x) Last: Nov. 12, 2023 vs. Detroit

Fewest, Season

- 19 1973, 1998
- 20 1975
- 21 1977

TWO-POINT CONVERSIONS

Most Seasons Leading League

- 4 2008, 2010, 2018, 2021

Most, Season

- 7 2021
- 6 2018
- 3 1994, 2024

Most, Game (since 1994)

- 2 Dec. 2, 2018 at Pittsburgh
Sept. 9, 2018 vs. Kansas City
Oct. 25, 2015 vs. Oakland
- 1 (42x) Last: Jan. 5, 2025 at Las Vegas

Most Attempts, Season

- 11 2021
- 8 2018
- 7 1994

Most Attempts, Game (since 1994)

- 3 Dec. 26, 2021 at Houston
Sept. 9, 2018 vs. Kansas City
Sept. 4, 1994 at Denver
- 2 (7x) Last: Dec. 19, 2024 vs. Denver
- 1 (53x) Last: Jan. 5, 2025 at Las Vegas

FIELD GOALS

Most Seasons Leading League

- 2 1994, 2009

Most, Season

- 39 2024
- 34 1994, 2013
- 32 2009

Most, Game

- 6 (3x) Last: Oct. 5, 1997 at Oakland
- 5 (13x) Last: Oct. 21, 2024 at Arizona
- 4 (41x) Last: Jan. 5, 2025 at Las Vegas

Most Attempts, Season

- 43 2001
- 42 2024
- 40 1993

Most Attempts, Game

- 7 Oct. 8, 1966 at N.Y. Jets
- 6 (6x) Last: Nov. 19, 2017 vs. Buffalo
- 5 (30x) Last: Jan. 5, 2025 at Las Vegas

Most, Game, Both Teams

- 9 Sept. 29, 1996 vs. Kansas City
- 8 Nov. 3, 1996 at Indianapolis
Nov. 9, 1975 vs. New England
- 7 (17x) Last: Oct. 17, 2022 vs. Denver (OT)

Most Attempts, Game, Both Teams

- 10 (4x) Last: Dec. 12, 1999 vs. Seattle
- 9 (3x) Last: Dec. 1, 2002 vs. Denver
- 8 (24x) Last: Dec. 31, 2023 at Denver

Fewest Made, Season

- 6 1974
- 10 1976
- 12 1964, 1970, 1973, 1975

Fewest Attempts, Season

- 16 1974
- 19 1970
- 20 1962, 1976, 1988, 2003

FIRST DOWNS

Most Seasons Leading League (Total)

7 1965, 1969, 1980, 1981, 1982, 1983, 1985

Most, Season

401 2021
380 1985
379 1981

Most, Game

35 Oct. 19, 1986 at Kansas City
34 Nov. 18, 1984 vs. Miami (OT)
Dec. 20, 1982 vs. Cincinnati
33 Nov. 21, 2021 vs. Pittsburgh
Sept. 9, 2018 vs. Kansas City
Sept. 15, 2013 at Philadelphia
Oct. 31, 2004 vs. Oakland

Most, Game, Both Teams

62 Sept. 15, 1985 vs. Seattle
60 Sept. 10, 2023 vs. Miami
58 Dec. 29, 2002 vs. Seattle (OT)
Sept. 22, 1985 at Cincinnati
Nov. 18, 1984 vs. Miami (OT)

Fewest, Season

198 1973, 1975
208 1961
217 1962

Fewest, Game

3 Nov. 30, 1975 at Denver (OT)
5 Nov. 16, 2003 at Denver
Oct. 5, 1970 vs. Oakland
6 Dec. 24, 2000 vs. Pittsburgh
Nov. 22, 1987 at Seattle

Most Seasons Leading League (Rushing)

3 1963, 1965, 2006

Most by Rushing, Season

137 2006
131 2004
127 1965, 1981

Most by Rushing, Game

19 Nov. 27, 1960 vs. Oakland
18 Oct. 3, 1965 vs. Houston Oilers
17 (4x) Last: Sept. 10, 2023 vs. Miami

Fewest by Rushing, Game

0 Dec. 5, 2010 vs. Oakland
Nov. 14, 1999 at Oakland
1 (19x) Last: Dec. 15, 2024 vs. Tampa Bay
2 (54x) Last: Oct. 16, 2023 vs. Dallas

Most Seasons Leading League (Passing)

7 1968, 1971, 1980, 1981, 1982, 1983, 1985

Most by Passing, Season

259 1985
256 2021
244 1980

Most by Passing, Game

27 Sept. 15, 1985 vs. Seattle
26 Oct. 18, 2015 at Green Bay
23 Dec. 20, 1982 vs. Cincinnati
Oct. 19, 1980 vs. N.Y. Giants

Fewest by Passing, Season

89 1975
93 1973
110 1961

Fewest by Passing, Game

0 Sept. 20, 1998 at Kansas City
1 Nov. 30, 1975 at Denver (OT)
2 (3x) Last: Nov. 16, 2003 at Denver

Most Seasons Leading League (Penalty)

2 1960, 1970

Most by Penalty, Season

39 2013, 2019
37 2004, 2014
36 2016, 2020

Most by Penalty, Game

7 Oct. 17, 2022 vs. Denver (OT)
Nov. 13, 2016 vs. Tennessee
Nov. 15, 1998 vs. Baltimore
Nov. 30, 1997 vs. Denver
6 (5x) Last: Nov. 30, 2014 at Baltimore
5 (23x) Last: Nov. 21, 2021 vs. Pittsburgh

Fewest by Penalty, Season

11 1975
12 1964
13 1968

NET YARDS GAINED

Most Seasons Leading League

8 1963, 1965, 1980, 1981, 1982, 1983, 1985, 2010

Most, Season

6,744 1981
6,634 2021
6,535 1985

Most, Game

661 Dec. 20, 1982 vs. Cincinnati
593 Nov. 10, 1985 vs. L.A. Raiders
581 Oct. 20, 1968 vs. Denver

Most, Game, Both Teams

1,102 Dec. 20, 1982 vs. Cincinnati
1,057 Oct. 20, 1968 vs. Denver
1,050 Sept. 15, 2013 at Philadelphia

Fewest, Season

3,411 1975
3,622 1973
3,953 1970

Fewest, Game

70 Nov. 2, 1969 at Denver
93 Oct. 5, 1975 vs. Oakland
96 Nov. 16, 2003 at Denver

Most Total Offensive Plays, Season

1,154 1984, 2022
1,135 1980
1,129 1981

Fewest Total Offensive Plays, Season

617 1982[†]
753 1963
759 1964

RUSHING

Most Seasons Leading League (Attempts)

1 1965

Most Attempts, Season

590 1978
525 2004
522 2006

Most Attempts, Game

58 Nov. 20, 1977 vs. Oakland
53 Dec. 16, 2007 vs. Detroit
Sept. 10, 1978 vs. Oakland
Dec. 3, 1972 vs. Oakland
52 Nov. 27, 1960 vs. Oakland

Fewest Attempts, Season

267 1982[†]
351 2000
361 1966

Most Seasons Leading League (Yards)

2 1963, 1965

Most Yards, Season

2,578 2006
2,257 1990
2,248 1991

Most Yards, Game

289 Dec. 28, 2008 vs. Denver
287 Oct. 13, 1963 vs. N.Y. Jets
274 Dec. 16, 2007 vs. Detroit

Fewest Yards, Game

2 Dec. 17, 1961 vs. Boston
3 Nov. 19, 1961 vs. Dallas Texans
11 Nov. 20, 1960 vs. Buffalo

Most Seasons Leading League (Touchdowns)

4 1961, 1981, 1982, 2006

Most Touchdowns, Season

32 2006
26 1981
25 1979

Fewest Touchdowns, Season

4 2012, 2015
5 1997
6 2014

Most Touchdowns, Game

5 (4x) Last: Dec. 28, 2008 vs. Denver
4 (22x) Last: Dec. 25, 2009 at Tennessee
3 (49x) Last: Sept. 10, 2023 vs. Miami

RUSHING AVERAGE

Most Seasons Leading League

6 1960, 1963, 1965, 1969, 1991, 2003

Most, Season

5.6 1963
5.1 2003
4.9 2006

Highest, Game

8.52 Dec. 24, 1967 vs. N.Y. Jets
8.44 Dec. 22, 1963 vs. Denver
8.26 Nov. 5, 2006 vs. Cleveland

PASSING

Most Seasons Leading League (Attempts)

3 1968, 1984, 1985

Most Attempts, Season

711 2022

674 2021

667 2015

Most Attempts, Game

65 Oct. 18, 2015 at Green Bay

Oct. 19, 1986 at Kansas City

64 Jan. 9, 2022 at Las Vegas (OT)

58 Oct. 25, 2015 vs. Oakland

Dec. 22, 1985 at Kansas City

Fewest Attempts, Season

337 1975

338 1982†

349 1974

Fewest Attempts, Game

6 Dec. 19, 2004 at Cleveland

10 Dec. 18, 1988 vs. Kansas City

11 (2x) Last: Oct. 28, 2007 vs. Houston

Most Seasons Leading League (Completions)

3 1983, 1984, 1985

Most Completions, Season

485 2022

443 2021

442 2015

Most Completions, Game

43 Oct. 18, 2015 at Green Bay

41 Sept. 24, 2023 at Minnesota

39 Dec. 11, 2022 vs. Miami

Fewest Completions, Game

1 at Kansas City Sept. 20, 1998

3 vs. Oakland Oct. 5, 1975

4 at Cleveland Dec. 19, 2004

vs. Kansas City Nov. 2, 1986

Most Seasons Leading League (Net Yards)

11 1965, 1968, 1971, 1978, 1979, 1980, 1981, 1982,
1983, 1985, 2017

Most Net Yards Gained, Season

4,870 1985

4,800 2021

4,739 1981

Most Net Yards Gained, Game

494 Sept. 15, 1985 vs. Seattle

488 Oct. 18, 2015 at Green Bay

486 Dec. 20, 1982 vs. Cincinnati

Fewest Net Yards Gained, Season

1,610 1975

1,808 1973

2,244 1977

Fewest Net Yards Gained, Game

-22 Oct. 5, 1975 vs. Oakland

-19 Sept. 20, 1998 at Kansas City

7 Sept. 16, 1973 at Washington

Most Seasons Leading League (Touchdowns)

5 1971, 1981, 1982, 1985, 2008

Most Touchdowns, Season

38 2021

37 1985

34 1981, 2008

Fewest Touchdowns, Season

7 1975

9 1973

11 1977, 1988, 1998

Most Touchdowns, Game

7* Nov. 22, 1981 at Oakland

5 (9x) Last: Oct. 31, 2004 vs. Oakland

4 (35x) Last: Nov. 12, 2023 vs. Detroit

Most Seasons Leading League (Fewest INTs)

3 1966, 2004, 2024

Most Had Intercepted, Season

34 1962, 1998

33 1968, 1983, 1986

30 1964, 1973, 1978, 1985, 2000

Most Had Intercepted, Game

7 Dec. 13, 1998 at Seattle

Dec. 8, 1968 vs. Kansas City

6 (6x) Last: Oct. 24, 1999 vs. Green Bay

5 (14x) Last: Dec. 27, 1987 at Denver

Fewest Had Intercepted, Season

3 2024

8 2004, 2023

9 2006

SACKED ATTEMPTING TO PASS

Most Seasons Leading League (Least Sacked)

5 1963, 1964, 1967, 1968, 2017

Most Times, Season

57 1970

53 2000

51 1997

Fewest Times, Season

11 1967

12 1982†

18 1968, 2017

Most Times Sacked Opponent, Season

62 1986

61 2006

60 1980

Most Times Sacked Opponent, Game

11 Dec. 23, 2012 at N.Y. Jets

Nov. 16, 1986 vs. Dallas

10 Sept. 24, 1978 vs. Green Bay

9 (5x) Last: Dec. 24, 2016 at Cleveland

INTERCEPTIONS

Most Seasons Leading League (Interceptions)

3 1961, 2007, 2016

Most, Season

49* 1961

31 1969

30 1964, 2007

Most, Game

6 (6x) Last: Nov. 11, 2007 vs. Indianapolis

5 (9x) Last: Nov. 19, 2017 vs. Buffalo

4 (31x) Last: Dec. 1, 2024 at Atlanta

Most, Game, Both Teams

10 Dec. 13, 1998 at Seattle

9 Sept. 21, 1980 at Denver

Nov. 1, 1964 at Oakland

8 (11x) Last: Nov. 11, 2007 vs. Indianapolis

Fewest, Season

7 2014

9 1970, 2023

10 2005

Most Consecutive Games

46* 1960-63

Most Seasons Leading League (Return Yards)

2 1961, 1964

Most Yards Returned, Season

929* 1961

562 1979

499 1984

Most Yards Returned, Game

194 Sept. 24, 1961 vs. Houston Oilers

174 Oct. 29, 1961 vs. Denver

171 Nov. 18, 1979 vs. Pittsburgh

Fewest Yards Returned, Season

31 2023

65 2014

90 1970

Most Seasons Leading League (Return TDs)

1 1961

Most Touchdowns by Returns, Season

9* 1961

5 2012

4 1984, 2000

Most Touchdowns by Returns, Game

2 Nov. 28, 2010 at Indianapolis

Oct. 29, 1961 vs. Denver

1 (94x) Last: Dec. 1, 2024 at Atlanta

PUNTS

Most, Season

95 1998
92 2000
90 1997

Most, Game

11 (5x) Last: Oct. 11, 1998 at Oakland
10 (11x) Last: Nov. 12, 2017 at Jacksonville
9 (12x) Last: Dec. 24, 2017 at N.Y. Jets

Fewest, Season

23 1982[†]
45 1972
47 2011

Fewest, Game

0 (8x) Last: Sept. 19, 2021 vs. Dallas
1 (39x) Last: Jan. 5, 2025 at Las Vegas
2 (86x) Last: Dec. 28, 2024 at New England

Fewest, Game, Both Teams

1 (3x) Last: Sept. 19, 2021 vs. Dallas
2 (9x) Last: Dec. 16, 2021 vs. Kansas City
3 (19x) Last: Dec. 15, 2024 vs. Tampa Bay

PUNT YARDS

Most Seasons Leading League (Yards)

1 1962

Most, Season

4,248 2000
4,174 1998
3,972 1997

Most, Game

522 Oct. 11, 1998 at Oakland
493 Nov. 18, 2012 at Denver
492 Nov. 10, 1974 at Kansas City

Fewest, Season

868 1982[†]
1,813 1972
2,123 2021

Most Seasons Leading League (Average)

4 1960, 1969, 1987, 2000

Highest Average, Season

48.1 2017
47.5 2011
47.0 2019

Lowest Average, Season

36.3 1978
36.5 1979
36.8 1975

PUNT RETURNS

Most Seasons Leading League (Returns)

1 1965

Most, Season

57 1978
52 1979
49 2003

Most, Game

8 (4x) Last: Dec. 7, 2003 at Detroit
7 (7x) Last: Dec. 7, 1978 at Houston
6 (13x) Last: Dec. 20, 2015 vs. Miami

Fewest, Season

12 1982[†]
18 2021
20 2015

Most Seasons Leading League (Fair Catches)

4 1968, 1969, 1991, 2024

Most Fair Catches, Season

32 1969
31 2024
29 2023

Most Fair Catches, Game

6 (3x) Last: Dec. 10, 2023 vs. Denver
5 (3x) Last: Sept. 3, 2000 at Oakland
4 (15x) Last: Oct. 27, 2024 vs. New Orleans

Fewest Fair Catches, Season

0 1960, 1961, 1962, 1963, 1964, 1965, 1975
1 1976
3 1977

PUNT RETURN YARDS

Most Seasons Leading League (Return Yards)

1 1965

Most, Season

590 1978
559 1996
542 1998

Most, Game

168 Nov. 2, 1997 at Cincinnati
151 Sept. 20, 1965 vs. Kansas City
139 Nov. 5, 1961 vs. Titans of N.Y.

Fewest, Season

84 2015
100 2020
107 2021

Most Seasons Leading League (Average)

3 1965, 1966, 1973

Highest Average, Season

16.0 2023
15.5 1961
14.7 1996

Lowest Average, Season

4.2 2015
5.4 2019
5.6 1970, 2020

PUNT RETURN TOUCHDOWNS

Most Seasons Leading League

8 1965, 1973, 1990, 1994, 1995, 1997, 2018, 2023

Most, Season

3 1997
2 1965, 1973, 1990, 1994
1 (17x) Last: 2023

Most, Game

2[†] Nov. 2, 1997 at Cincinnati
1 (26x) Last: Nov. 6, 2023 at N.Y. Jets

KICKOFF RETURNS

Most Seasons Leading League

2 1982, 2003

Most, Season

84 2003
83 2000
75 1997

Most, Game

9 (7x) Last: Nov. 3, 2002 vs. N.Y. Jets
8 (15x) Last: Oct. 26, 2008 at N.O. in London
7 (52x) Last: Dec. 15, 2024 vs. Tampa Bay

Most, Game, Both Teams

17 Dec. 8, 1985 vs. Pittsburgh
16 Dec. 18, 1960 vs. Titans of New York
15 (3x) Last: Oct. 2, 1983 at N.Y. Giants

KICKOFF RETURN YARDS

Most Seasons Leading League (Return Yards)

1 1962

Most, Season

1,804 2003
1,792 2000
1,716 2001

Most, Game

269 Nov. 18, 2001 at Oakland
242 Oct. 21, 1973 vs. Atlanta
232 Dec. 13, 1964 vs. Kansas City

Fewest, Season

390 2023
474 2017
508 2016

Most Seasons Leading League (Average)

3 1988, 1990, 2001

Highest Average, Season

27.6 2024
26.0 2001
25.6 2011

Lowest Average, Season

16.5 1961
17.5 1986
18.0 1992

KICKOFF RETURN TOUCHDOWNS

Most Seasons Leading League

6 1988, 1989, 1991, 1995, 2001, 2011

Most, Season

2 1988, 1994, 1995, 2001
1 1962, 1985, 1989, 1991, 1997, 2000, 2004, 2007, 2008, 2011, 2012, 2021

Most, Game

1 (20x) Last: Jan. 2, 2022 vs. Denver

PENALTIES

Most, Season

137 1998
129 1997
128 1981

Most, Game

19 Nov. 16, 1997 at Kansas City
16 Nov. 15, 1998 vs. Baltimore
15 Nov. 3, 1997 at Indianapolis

Fewest, Season

63 1969
64 1982[†]
68 1966

Fewest, Game

0 (5x) Last: Oct. 9, 2011 at Denver
1 (31x) Last: Jan. 7, 2024 vs. Kansas City
2 (42x) Last: Dec. 19, 2024 vs. Denver

Most Seasons Leading League (Fewest Penalty Yds)

1 1976

Most Yards, Season

1,229 1998
1,101 1997
1,039 1988

Most Yards, Game

148 Oct. 13, 1963 vs. N.Y. Jets
146 Nov. 15, 1998 vs. Baltimore
Nov. 16, 1997 at Kansas City
138 Nov. 16, 1981 at Seattle

FUMBLES

Most Seasons Leading League (Fewest Fumbles)

4 1963, 1966, 1993, 2021

Most, Season

44 1985

42 1983

40 1972, 1973, 1980

Most, Game

9 Sept. 24, 1978 vs. Green Bay

7 Sept. 30, 1973 vs. Cincinnati

6 (5x) Last: Dec. 13, 1987 vs. Pittsburgh

Most by Opponent, Game

9 Nov. 15, 1964 at Kansas City

7 (3x) Last: Sept. 9, 2001 vs. Washington

6 (6x) Last: Dec. 9, 1995 vs. Arizona

Most, Game, Both Teams

11 (3x) Last: Oct. 13, 1985 vs. Kansas City

10 (5x) Last: Nov. 25, 1990 vs. Seattle

9 (7x) Last: Sept. 9, 2001 vs. Washington

Fewest, Season

10 2021

13 1993

14 2009, 2013

Most Seasons Leading League (Fewest Lost Fum.)

5 1963, 1966, 1970, 1979, 1993

Most Lost, Season

22 1980, 1981, 1983

21 1973, 1978

20 1972, 1987, 2000

Most Lost, Game

6 Sept. 24, 1978 vs. Green Bay

4 (11x) Last: Dec. 14, 2023 at Las Vegas

3 (41x) Last: Nov. 26, 2023 vs. Baltimore

Most Own Recovered, Season

25 1985

21 1979

20 1972, 1973, 1975, 1983

Most Own Recovered, Game

5 (5x) Last: Dec. 26, 1999 vs. Oakland

4 (7x) Last: Sept. 14, 2014 vs. Seattle

3 (43x) Last: Nov. 6, 2023 at N.Y. Jets

Fewest Own Recovered, Season

3 2021

4 1963, 2013

7 1989, 2009

Most Opponents Recovered, Season

22 1986

18 1973, 1979, 1980, 1981, 2007

17 1960, 1961, 1963, 1983, 1984

Fewest Opponents Recovered, Season

3 2019

4 2011

5 1963

POINTS ALLOWED

Most Seasons Leading League (Fewest Points)

3 1961, 1963, 2024

Most, Season

462 1983

459 2021

441 2003

Most, Game

63 Dec. 14, 2023 at Las Vegas

57 Oct. 1, 2000 at St. Louis

52 Nov. 25, 1984 at Pittsburgh

Most, Quarter

31 Dec. 8, 1963 at Oakland (4th quarter)

30 Nov. 20, 1983 at St. Louis Cardinals (2nd quarter)

28 (5x) Last: Nov. 28, 1999 at Min. (2nd quarter)

Fewest, Season

205 1977

219 1961

221 1982[†]

Fewest, Game

0 (19x) Last: Dec. 3, 2023 at New England

3 (18x) Last: Sept. 15, 2024 at Carolina

6 (20x) Last: Nov. 6, 2023 at N.Y. Jets

FIRST DOWNS ALLOWED

Most Seasons Leading League (Fewest Total)

1 2010

Most, Season

383 2021

365 1981

364 1985

Most, Game

34 Sept. 14, 2008 at Denver

Dec. 29, 2002 vs. Seattle

Nov. 19, 2000 at Denver

33 Sept. 26, 2021 at Kansas City

Sept. 23, 2018 at L.A. Rams

Nov. 23, 2003 vs. Cincinnati

32 Oct. 4, 2009 at Pittsburgh

Fewest, Season

190 1965

196 1982[†]

224 1962

Fewest, Game

5 Dec. 12, 2010 vs. Kansas City

Sept. 19, 1976 at Tampa Bay

6 Oct. 11, 1998 at Oakland

Oct. 22, 1961 at Oakland

7 (6x) Last: Sept. 15, 2024 at Carolina

Most by Rushing, Season

154 1975

144 2021

143 1971

Most by Rushing, Game

19 (3x) Last: Nov. 22, 1987 at Seattle

17 Sept. 23, 1962 vs. Houston

16 Oct. 16, 1977 vs. New England

Dec. 18, 1966 vs. Kansas City

Fewest by Rushing, Season

54 1965

65 1982[†]

71 1969

Fewest by Rushing, Game

0 (5x) Last: Nov. 28, 2010 at Indianapolis

1 (25x) Last: Sept. 8, 2024 vs. Las Vegas

2 (47x) Last: Nov. 6, 2023 at N.Y. Jets

Most Seasons Leading League (Fewest Passing)

1 2014

Most by Passing, Season

218 1985

216 1981

213 2008

Most by Passing, Game

24 Nov. 19, 2000 at Denver

23 Sept. 10, 2023 vs. Miami

Sept. 18, 2011 at New England

22 (4x) Last: Nov. 15, 2009 vs. Philadelphia

Fewest by Passing, Season

105 1977

114 1971

116 1965

Fewest by Passing, Game

1 (3x) Last: Dec. 28, 2003 vs. Oakland

2 (6x) Last: Dec. 19, 2004 at Cleveland

3 (13x) Last: Sept. 15, 2024 at Carolina

Most Seasons Leading League (Fewest Penalty)

1 1992

Most by Penalty, Season

41 2000, 2004, 2014

40 2021

35 1981, 1997, 1998

Most by Penalty, Game

7 Sept. 24, 2023 at Minnesota

Nov. 5, 2006 vs. Cleveland

6 (9x) Last: Sept. 24, 2017 vs. Kansas City

5 (23x) Last: Jan. 9, 2022 at Las Vegas (OT)

Fewest by Penalty, Season

12 1982[†]

13 1969, 1992

14 1976

NET YARDS ALLOWED

Most Seasons Leading League (Fewest Net Yards)

4 1961, 1965, 1998, 2010

Most, Season

6,265 1985

6,170 2023

6,136 1981

Most, Game

614 Oct. 1, 2000 at St. Louis

591 Dec. 29, 2002 vs. Seattle

553 Sept. 22, 1996 at Oakland

Fewest, Season

3,253 1982[†]

3,268 1965

3,652 1977

Fewest, Game

58 Oct. 22, 1961 at Oakland

67 Dec. 12, 2010 vs. Kansas City

99 Nov. 1, 1992 vs. Indianapolis

RUSHING ALLOWED

Most Seasons Leading League (Fewest Att.)

3 1965, 1979, 2004

Most Attempts, Season

606 1975

559 1973

552 1983

Most Attempts, Game

61 Oct. 25, 1981 at Chicago (OT)

60 Nov. 30, 1975 at Denver (OT)

59 Sept. 18, 1977 at Oakland

Fewest Attempts, Season

230 1982[†]

306 1965

355 2004

Fewest Attempts, Game

9 Dec. 16, 2007 vs. Detroit

Sept. 7, 1986 vs. Miami

10 (2x) Last: Sept. 16, 2012 vs. Tennessee

11 (6x) Last: Nov. 3, 2019 vs. Green Bay

Most Seasons Leading League (Fewest Yards)

3 1965, 1998, 2005

Most Yards, Season

2,478 2022

2,442 1975

2,403 1966

Most Yards, Game

378 Nov. 4, 2007 at Minnesota

355 Dec. 20, 2014 at San Francisco

328 Nov. 30, 1975 at Denver (OT)

Fewest Yards, Season

961 1982[†]

1,094 1965

1,140 1998

Fewest Yards, Game

2 Oct. 22, 1961 at Oakland

11 Dec. 21, 2000 at Carolina

13 Oct. 5, 1997 at Oakland

Most Seasons Leading League (Fewest TDs)

3 1961, 1963, 2024

Most Touchdowns, Season

26 1983

25 1971, 1981, 1985

23 1973, 1984

Fewest Touchdowns, Season

7 1961, 1965, 2024

8 1999, 2011

10 (12x) Last: 2012

Most Touchdowns, Game

5 Oct. 21, 1973 vs. Atlanta

Sept. 18, 1960 at Houston

4 (11x) Last: Nov. 3, 2013 at Washington

3 (51x) Last: Nov. 12, 2023 vs. Detroit

PASSING ALLOWED

Most Seasons Leading League (Fewest Att.)

2 1966, 2019

Most Attempts, Season

636 1996
607 2002, 2004
605 2008

Most Attempts, Game

61 Sept. 20, 1987 vs. St. Louis
58 (2x) Last: Oct. 3, 2004 vs. Tennessee
57 (2x) Last: Sept. 22, 1996 at Oakland

Fewest Attempts, Season

330 1977
341 1973
342 1982[†]

Fewest Attempts, Game

7 Nov. 6, 1977 at Detroit
12 (2x) Last: Dec. 10, 1972 at Denver
13 (4x) Last: Oct. 4, 1987 at Cincinnati

Most Seasons Leading League (Fewest Cmp.)

1 1966

Most Completions, Season

411 2008
389 2023
375 2002

Most Completions, Game

40 Dec. 20, 1982 vs. Cincinnati
39 Oct. 3, 2004 vs. Tennessee
37 Oct. 9, 1994 Kansas City

Fewest Completions, Season

170 1966
172 1977
177 1973

Fewest Completions, Game

3 Sept. 19, 1976 at Tampa Bay
5 (5x) Last: Oct. 4, 1987 at Cincinnati
6 (6x) Last: Dec. 28, 2003 vs. Oakland

Most Seasons Leading League (Fewest Net Yds)

4 1961, 1964, 1965, 2010

Most Net Yards, Season

4,311 1981
4,295 2002
4,293 1985

Most Net Yards, Game

466 Sept. 10, 2023 vs. Miami
453 Nov. 10, 2002 at St. Louis
451 Oct. 1, 2000 at St. Louis

Fewest Net Yards, Season

1,725 1977
2,155 1966
2,174 1965

Fewest Net Yards, Game

-13 Oct. 4, 1987 at Cincinnati
-4 Sept. 19, 1976 at Tampa Bay
0 Dec. 28, 2003 vs. Oakland
Dec. 6, 1970 vs. Cincinnati

Most Seasons Leading League (Fewest TDs)

4 1963, 1965, 1966, 1979

Most Touchdowns, Season

36 2003
33 2000
31 1997

Most Touchdowns, Game

5 (9x) Last: Dec. 14, 2023 at Las Vegas
4 (32x) Last: Dec. 15, 2024 vs. Tampa Bay
3 (117x) Last: Nov. 17, 2024 vs. Cincinnati

Fewest Touchdowns, Season

10 1982[†]
11 1979
13 1966, 1970, 1974

PUNT RETURNS ALLOWED

Most Seasons Leading League (Fewest Returns)

7 1960, 1963, 1966, 1967, 1968, 1982, 2004

Most by Opponents, Season

56 1988
51 1996, 2000
49 1998

Fewest by Opponents, Season

7 1982[†]
16 1968
17 1960, 1972

Most Yards by Opponents, Season

722 2000
612 1996
601 1976

Most Yards by Opponent, Game

160 Sept. 13, 2010 at Kansas City
150 Dec. 27, 1987 at Denver
145 Dec. 6, 2020 vs. New England

KICKOFF RETURNS ALLOWED

Most Seasons Leading League (Fewest Returns)

1 1975

Most by Opponent, Season

90 2006
88 1981
87 2009

Fewest by Opponent, Season

11 2023
15 2022
21 2016

Most by Opponent, Game

10 (4x) Last: Dec. 16, 2007 vs. Detroit
9 (7x) Last: Nov. 28, 2010 at Indianapolis
8 (25x) Last: Nov. 24, 2013 at Kansas City

CAREER TOP-10

RUSHING YARDS

| | |
|----------------------------------|--------|
| 1. LaDainian Tomlinson, 2001-09 | 12,490 |
| 2. Paul Lowe, 1960-68 | 4,972 |
| 3. Austin Ekeler, 2017-23 | 4,355 |
| 4. Marion Butts, 1989-93 | 4,297 |
| 5. Melvin Gordon, 2015-19 | 4,240 |
| 6. Ryan Mathews, 2010-14 | 4,061 |
| 7. Natrone Means, 1993-95, 98-99 | 3,885 |
| 8. Chuck Muncie, 1980-84 | 3,309 |
| 9. Don Woods, 1974-80 | 2,858 |
| 10. Keith Lincoln, 1961-66, 68 | 2,698 |

RUSHING TOUCHDOWNS

| | |
|----------------------------------|-----|
| 1. LaDainian Tomlinson, 2001-09 | 138 |
| 2. Chuck Muncie, 1980-84 | 43 |
| 3. Austin Ekeler, 2017-23 | 39 |
| 4. Paul Lowe, 1960-68 | 38 |
| 5. Melvin Gordon, 2015-19 | 36 |
| 6. Natrone Means, 1993-95, 98-99 | 34 |
| 7. Marion Butts, 1989-93 | 31 |
| 8. Ryan Mathews, 2010-14 | 23 |
| 9. Mike Tolbert, 2008-11 | 20 |
| 10. Tim Spencer, 1985-90 | 19 |

RUSHING ATTEMPTS

| | |
|----------------------------------|-------|
| 1. LaDainian Tomlinson, 2001-09 | 2,880 |
| 2. Melvin Gordon, 2015-19 | 1,059 |
| 3. Marion Butts, 1989-93 | 1,031 |
| 4. Paul Lowe, 1960-68 | 1,015 |
| 5. Natrone Means, 1993-95, 98-99 | 1,013 |
| 6. Austin Ekeler, 2017-23 | 990 |
| 7. Ryan Mathews, 2010-14 | 923 |
| 8. Chuck Muncie, 1980-84 | 773 |
| 9. Don Woods, 1974-80 | 713 |
| 10. Keith Lincoln, 1961-66, 68 | 573 |

TOTAL YARDS FROM SCRIMMAGE

| | |
|---------------------------------|--------|
| 1. LaDainian Tomlinson, 2001-09 | 16,445 |
| 2. Antonio Gates, 2003-18 | 11,841 |
| 3. Keenan Allen, 2013-23 | 10,643 |
| 4. Lance Alworth, 1962-70 | 9,721 |
| 5. Charlie Joiner, 1976-86 | 9,191 |
| 6. Austin Ekeler, 2017-23 | 8,239 |
| 7. Gary Garrison, 1966-76 | 7,562 |
| 8. Kellen Winslow, 1979-87 | 6,741 |
| 9. Wes Chandler, 1981-87 | 6,197 |
| 10. Melvin Gordon, 2015-19 | 6,113 |

PASSING YARDS

| | |
|-----------------------------|--------|
| 1. Philip Rivers, 2004-19 | 59,271 |
| 2. Dan Fouts, 1973-87 | 43,040 |
| 3. John Hadl, 1962-72 | 26,938 |
| 4. Justin Herbert, 2020-24 | 21,093 |
| 5. Stan Humphries, 1992-97 | 16,085 |
| 6. Drew Brees, 2001-05 | 12,348 |
| 7. Jack Kemp, 1960-62 | 5,996 |
| 8. Doug Flutie, 2001-04 | 4,901 |
| 9. John Friesz, 1990-93 | 4,396 |
| 10. Jim Harbaugh, 1999-2000 | 4,177 |

TOUCHDOWN PASSES

| | |
|---------------------------------|-----|
| 1. Philip Rivers, 2004-19 | 397 |
| 2. Dan Fouts, 1973-87 | 254 |
| 3. John Hadl, 1962-72 | 201 |
| 4. Justin Herbert, 2020-24 | 137 |
| 5. Stan Humphries, 1992-97 | 85 |
| 6. Drew Brees, 2001-05 | 80 |
| 7. Jack Kemp, 1960-62 | 37 |
| 8. Tobin Rote, 1963-64 | 29 |
| 9. Doug Flutie, 2001-04 | 25 |
| 10. Billy Joe Tolliver, 1989-90 | 21 |

PASS ATTEMPTS

| | |
|-----------------------------|-------|
| 1. Philip Rivers, 2004-19 | 7,591 |
| 2. Dan Fouts, 1973-87 | 5,604 |
| 3. John Hadl, 1962-72 | 3,640 |
| 4. Justin Herbert, 2020-24 | 2,926 |
| 5. Stan Humphries, 1992-97 | 2,350 |
| 6. Drew Brees, 2001-05 | 1,809 |
| 7. Jack Kemp, 1960-62 | 815 |
| 8. John Friesz, 1990-93 | 747 |
| 9. Doug Flutie, 2001-04 | 737 |
| 10. Jim Harbaugh, 1999-2000 | 636 |

PASS COMPLETIONS

| | |
|-----------------------------|-------|
| 1. Philip Rivers, 2004-19 | 4,908 |
| 2. Dan Fouts, 1973-87 | 3,297 |
| 3. Justin Herbert, 2020-24 | 1,945 |
| 4. John Hadl, 1962-72 | 1,824 |
| 5. Stan Humphries, 1992-97 | 1,335 |
| 6. Drew Brees, 2001-05 | 1,125 |
| 7. Doug Flutie, 2001-04 | 408 |
| 8. John Friesz, 1990-93 | 401 |
| 9. Jack Kemp, 1960-62 | 389 |
| 10. Jim Harbaugh, 1999-2000 | 372 |

PASSES INTERCEPTED

| | |
|-----------------------------|-----|
| 1. Dan Fouts, 1973-87 | 242 |
| 2. John Hadl, 1962-72 | 211 |
| 3. Philip Rivers, 2004-19 | 198 |
| 4. Stan Humphries, 1992-97 | 73 |
| 5. Drew Brees, 2001-05 | 53 |
| 6. Jack Kemp, 1960-62 | 49 |
| 7. Justin Herbert, 2020-24 | 45 |
| 8. Ryan Leaf, 1998-2000 | 33 |
| 9. Tobin Rote, 1963-64 | 32 |
| 10. Craig Whelihan, 1995-98 | 29 |

RECEIVING YARDS

| | |
|----------------------------|--------|
| 1. Antonio Gates, 2003-18 | 11,841 |
| 2. Keenan Allen, 2013-23 | 10,530 |
| 3. Lance Alworth, 1962-70 | 9,584 |
| 4. Charlie Joiner, 1976-86 | 9,203 |
| 5. Gary Garrison, 1966-76 | 7,533 |
| 6. Kellen Winslow, 1979-87 | 6,741 |
| 7. Wes Chandler, 1981-87 | 6,132 |
| 8. Anthony Miller, 1988-93 | 5,582 |
| 9. Malcom Floyd, 2004-15 | 5,550 |
| 10. Mike Williams, 2017-23 | 4,806 |

RECEIVING TOUCHDOWNS

| | |
|-----------------------------|-----|
| 1. Antonio Gates, 2003-18 | 116 |
| 2. Lance Alworth, 1962-70 | 81 |
| 3. Keenan Allen, 2013-23 | 59 |
| 4. Gary Garrison, 1966-76 | 58 |
| 5. Charlie Joiner, 1976-86 | 47 |
| 6. Kellen Winslow, 1979-87 | 45 |
| 7. Wes Chandler, 1981-87 | 41 |
| 8. Vincent Jackson, 2005-11 | 37 |
| 9. Anthony Miller, 1988-93 | 37 |
| 10. John Jefferson, 1978-80 | 36 |

RECEPTIONS

| | |
|---------------------------------|-----|
| 1. Antonio Gates, 2003-18 | 955 |
| 2. Keenan Allen, 2013-23 | 904 |
| 3. Charlie Joiner, 1976-86 | 586 |
| 4. Kellen Winslow, 1979-87 | 541 |
| 5. LaDainian Tomlinson, 2001-09 | 530 |
| 6. Lance Alworth, 1962-70 | 493 |
| 7. Austin Ekeler, 2017-23 | 440 |
| 8. Gary Garrison, 1966-76 | 404 |
| 9. Ronnie Harmon, 1990-95 | 377 |
| 10. Anthony Miller, 1988-93 | 374 |

QUARTERBACK SACKS

| | |
|---------------------------------|-------|
| 1. Leslie O'Neal, 1986, 1988-95 | 105.5 |
| 2. Joey Bosa, 2016-24 | 72.0 |
| 3. Shaun Phillips, 2004-12 | 69.5 |
| 4. Gary Johnson, 1975-84 | 67.0 |
| 5. Lee Williams, 1984-90 | 65.5 |
| 6. Fred Dean, 1975-81 | 53.5 |
| 7. Melvin Ingram, 2012-20 | 49.0 |
| 8. Junior Seau, 1990-2002 | 47.0 |
| 9. Raylee Johnson, 1993-2003 | 46.0 |
| 10. Shawne Merriman, 2005-09 | 43.5 |
| Leroy Jones, 1976-83 | 43.5 |

INTERCEPTIONS

| | |
|---------------------------------|----|
| 1. Gill Byrd, 1983-92 | 42 |
| 2. Dick Harris, 1960-65 | 29 |
| 3. Rodney Harrison, 1994-2002 | 26 |
| 4. Kenny Graham, 1964-69 | 25 |
| 5. Mike Williams, 1975-82 | 24 |
| 6. Joe Beachamp, 1966-75 | 23 |
| 7. Quentin Jammer, 2002-12 | 21 |
| Woodrowe Lowe, 1976-86 | 21 |
| Bob Howard, 1967-74 | 21 |
| Leslie "Speedy" Duncan, 1964-70 | 21 |

INTERCEPTION RETURN YARDS

| | |
|------------------------------------|-----|
| 1. Gill Byrd, 1983-92 | 546 |
| 2. Charlie McNeil, 1960-64 | 502 |
| 3. Kenny Graham, 1964-69 | 477 |
| 4. Joe Beachamp, 1966-75 | 433 |
| 5. Dick Harris, 1960-65 | 413 |
| 6. Rodney Harrison, 1994-2002 | 345 |
| 7. Woodrowe Lowe, 1976-86 | 343 |
| 8. Darren Carrington, 1991-94 | 337 |
| 9. Leslie "Speedy" Duncan, 1964-70 | 322 |
| 10. Glen Edwards, 1978-81 | 309 |

INTERCEPTION TOUCHDOWNS

| | |
|---------------------------------|---|
| 1. Kenny Graham, 1964-69 | 5 |
| Dick Harris, 1960-65 | 5 |
| 2. Woodrowe Lowe, 1976-86 | 4 |
| 4. Eric Weddle, 2007-13 | 3 |
| Joe Beachamp, 1966-75 | 3 |
| 6. Desmond King, 2017-20 | 2 |
| Shaun Phillips, 2004-12 | 2 |
| Demorrio Williams, 2012 | 2 |
| Antonio Cromartie, 2006-09 | 2 |
| Clinton Hart, 2004-09 | 2 |
| Donnie Edwards, 2002-06 | 2 |
| Rodney Harrison, 1994-2002 | 2 |
| Stanley Richard, 1991-94 | 2 |
| Donald Frank, 1990-93 | 2 |
| Gill Byrd, 1983-92 | 2 |
| Gary Johnson, 1975-84 | 2 |
| Leslie "Speedy" Duncan, 1964-70 | 2 |
| Earl Faison, 1961-66 | 2 |
| Charlie McNeil, 1960-64 | 2 |
| Bob Laraba, 1960-61 | 2 |

TOUCHDOWNS SCORED

| | |
|---------------------------------|-----|
| 1. LaDainian Tomlinson, 2001-09 | 153 |
| 2. Antonio Gates, 2003-18 | 116 |
| 3. Lance Alworth, 1962-70 | 83 |
| 4. Austin Ekeler, 2017-23 | 69 |
| 5. Keenan Allen, 2013-23 | 60 |
| 6. Gary Garrison, 1966-76 | 58 |
| 7. Melvin Gordon, 2015-19 | 47 |
| Charlie Joiner, 1976-86 | 47 |
| 9. Paul Lowe, 1960-68 | 46 |
| 10. Kellen Winslow, 1979-87 | 45 |
| Chuck Muncie, 1980-84 | 45 |

POINTS SCORED

| | |
|--------------------------------------|-------|
| 1. John Carney, 1990-2000..... | 1,076 |
| 2. LaDainian Tomlinson, 2001-09..... | 918 |
| 3. Nate Kaeding, 2004-12..... | 889 |
| 4. Rolf Benirschke, 1977-86..... | 766 |
| 5. Antonio Gates, 2003-18..... | 700 |
| 6. Nick Novak, 2011-14, 17..... | 503 |
| 7. Lance Alworth, 1962-70..... | 500 |
| 8. Austin Ekeler, 2017-23..... | 418 |
| 9. Dennis Pardee, 1968-75..... | 380 |
| 10. Keenan Allen, 2013-23..... | 364 |

FIELD GOALS

| | |
|--|-----------|
| 1. John Carney, 1990-2000..... | 261 |
| 2. Nate Kaeding, 2004-12..... | 180 |
| 3. Rolf Benirschke, 1977-86..... | 146 |
| 4. Nick Novak, 2011-14, 17..... | 110 |
| 5. Cameron Dicker, 2022-24..... | 89 |
| 6. Dennis Pardee, 1968-75..... | 71 |
| 7. Michael Badgley, 2018-20..... | 52 |
| 8. Josh Lambo, 2015-16..... | 52 |
| 9. George Blair, 1961-64..... | 50 |
| 10. Steve Christie, 2001-03..... | 42 |

FIELD GOAL ATTEMPTS

| | |
|--|-----------|
| 1. John Carney, 1990-2000..... | 320 |
| 2. Rolf Benirschke, 1977-86..... | 208 |
| 3. Nate Kaeding, 2004-12..... | 207 |
| 4. Nick Novak, 2011-14, 17..... | 130 |
| 5. Dennis Pardee, 1968-75..... | 121 |
| 6. Cameron Dicker, 2022-24..... | 95 |
| 7. George Blair, 1961-64..... | 80 |
| 8. Ray Wersching, 1973-76..... | 68 |
| 9. Michael Badgley, 2018-20..... | 65 |
| 10. Josh Lambo, 2015-16..... | 64 |

KICKOFF RETURN YARDS

| | |
|---|-------|
| 1. Darren Sproles, 2005-10..... | 6,469 |
| 2. Ronney Jenkins, 2000-02..... | 3,997 |
| 3. Andre Coleman, 1994-96..... | 3,914 |
| 4. Leslie "Speedy" Duncan, 1964-70..... | 3,386 |
| 5. James Brooks, 1981-83..... | 2,305 |
| 6. Kenny Bynum, 1997-2000..... | 2,182 |
| 7. Lionel James, 1984-88..... | 2,094 |
| 8. Nate Lewis, 1990-93..... | 2,047 |
| 9. Artie Owens, 1976-79..... | 1,998 |
| 10. Tim Dwight, 2001-04..... | 1,876 |

KICKOFF RETURN TOUCHDOWNS

| | |
|---------------------------------|---|
| 1. Andre Coleman, 1994-96..... | 4 |
| 2. Ronney Jenkins, 2000-02..... | 3 |
| 3. Darren Sproles, 2005-10..... | 2 |
| 4. Anthony Miller, 1988-93..... | 2 |
| 5. Andre Roberts, 2021..... | 1 |
| Micheal Spurlock, 2012..... | 1 |
| Tim Dwight, 2001-04..... | 1 |
| Richard Goodman, 2010-11..... | 1 |
| Rodney Harrison, 1994-2002..... | 1 |
| Nate Lewis, 1990-93..... | 1 |
| Jamie Holland, 1987-89..... | 1 |
| Gary Anderson, 1985-88..... | 1 |
| Keith Lincoln, 1960-66..... | 1 |

KICKOFF RETURNS

| | |
|---|-----|
| 1. Darren Sproles, 2005-10..... | 258 |
| 2. Andre Coleman, 1994-96..... | 166 |
| 3. Ronney Jenkins, 2000-02..... | 165 |
| 4. Leslie "Speedy" Duncan, 1964-70..... | 134 |
| 5. Kenny Bynum, 1997-2000..... | 107 |
| 6. James Brooks, 1981-83..... | 105 |
| 7. Lionel James, 1984-88..... | 99 |
| 8. Nate Lewis, 1990-93..... | 92 |
| 9. Artie Owens, 1976-79..... | 88 |
| 10. Tim Dwight, 2001-04..... | 80 |

PUNT RETURN YARDS

| | |
|---|------------|
| 1. Mike Fuller, 1975-80..... | 2,388 |
| 2. Leslie "Speedy" Duncan, 1964-70..... | 1,651 |
| 3. Darrien Gordon, 1993-94, 96..... | 1,407 |
| 4. Lionel James, 1984-88..... | 1,193 |
| 5. Darren Sproles, 2005-10..... | 935 |
| 6. Eric Parker, 2002-06..... | 881 |
| 7. Derius Davis, 2023-24..... | 620 |
| 8. James Brooks, 1981-83..... | 565 |
| 9. Tim Dwight, 2001-04..... | 508 |
| 10. Eric Metcalf, 1997..... | 489 |

PUNT RETURN TOUCHDOWNS

| | |
|---|----------|
| 1. Leslie "Speedy" Duncan, 1964-70..... | 4 |
| 2. Eric Metcalf, 1997..... | 3 |
| Darrien Gordon, 1993-94, 96..... | 3 |
| 4. Desmond King, 2017-20..... | 2 |
| Darren Sproles, 2005-10..... | 2 |
| Lionel James, 1984-88..... | 2 |
| Mike Fuller, 1975-80..... | 2 |
| Ron Smith, 1973..... | 2 |
| 9. Derius Davis, 2023-24..... | 1 |
| Travis Benjamin, 2017-19..... | 1 |
| Micheal Spurlock, 2012..... | 1 |
| Tim Dwight, 2001-04..... | 1 |
| Andre Coleman, 1994-96..... | 1 |
| Nate Lewis, 1990-93..... | 1 |
| Kitrick Taylor, 1990-91..... | 1 |
| Keith Lincoln, 1961-68..... | 1 |

PUNT RETURNS

| | |
|---|-----|
| 1. Mike Fuller, 1975-80..... | 212 |
| 2. Leslie "Speedy" Duncan, 1964-70..... | 138 |
| 3. Lionel James, 1984-88..... | 124 |
| 4. Darren Sproles, 2005-10..... | 114 |
| 5. Eric Parker, 2002-06..... | 105 |
| 6. Darrien Gordon, 1993-94, 96..... | 103 |
| 7. James Brooks, 1981-83..... | 52 |
| 8. Tim Dwight, 2001-04..... | 46 |
| 9. Desmond King, 2017-20..... | 45 |
| Eric Metcalf, 1997..... | 45 |

SEASONS

| | |
|------------------------------------|----|
| 1. David Binn, 1994-2010..... | 17 |
| 2. Philip Rivers, 2004-16..... | 16 |
| Antonio Gates, 2003-18..... | 16 |
| 3. Dan Fouts, 1973-87..... | 15 |
| Russ Washington, 1968-82..... | 15 |
| 6. Doug Wilkerson, 1971-84..... | 14 |
| Don Macek, 1976-89..... | 14 |
| 8. Mike Scifres, 2003-15..... | 13 |
| Junior Seau, 1990-2002..... | 13 |
| 10. Jamal Williams, 1998-2009..... | 12 |

GAMES PLAYED

| | |
|----------------------------------|-----|
| 1. David Binn, 1994-2010..... | 256 |
| 2. Antonio Gates, 2003-18..... | 236 |
| 3. Philip Rivers, 2004-19..... | 228 |
| 4. Junior Seau, 1990-2002..... | 200 |
| Russ Washington, 1968-82..... | 200 |
| 6. Mike Scifres, 2003-15..... | 195 |
| Doug Wilkerson, 1971-84..... | 195 |
| 8. Dan Fouts, 1973-87..... | 181 |
| 9. Quentin Jammer, 2002-12..... | 172 |
| 10. Charlie Joiner, 1976-86..... | 164 |
| Woodrow Lowe, 1976-86..... | 164 |

SINGLE-SEASON TOP-10

RUSHING YARDS

| | | |
|-----|---------------------------|-------|
| 1. | LaDainian Tomlinson, 2006 | 1,815 |
| 2. | LaDainian Tomlinson, 2002 | 1,683 |
| 3. | LaDainian Tomlinson, 2003 | 1,645 |
| 4. | LaDainian Tomlinson, 2007 | 1,474 |
| 5. | LaDainian Tomlinson, 2005 | 1,462 |
| 6. | Natrone Means, 1994 | 1,350 |
| 7. | LaDainian Tomlinson, 2004 | 1,335 |
| 8. | Ryan Mathews, 2013 | 1,255 |
| 9. | LaDainian Tomlinson, 2001 | 1,236 |
| 10. | Marion Butts, 1990 | 1,225 |

RUSHING TOUCHDOWNS

| | | |
|----|---------------------------|----|
| 1. | LaDainian Tomlinson, 2006 | 28 |
| 2. | Chuck Muncie, 1981 | 19 |
| 3. | LaDainian Tomlinson, 2005 | 18 |
| 4. | LaDainian Tomlinson, 2004 | 17 |
| 5. | LaDainian Tomlinson, 2007 | 15 |
| 6. | LaDainian Tomlinson, 2002 | 14 |
| 7. | Austin Ekeler, 2022 | 13 |
| | LaDainian Tomlinson, 2003 | 13 |
| 8. | Austin Ekeler, 2021 | 12 |
| | LaDainian Tomlinson, 2009 | 12 |
| | Natrone Means, 1994 | 12 |
| | Chuck Muncie, 1983 | 12 |
| | Clarence Williams, 1979 | 12 |

RUSHING ATTEMPTS

| | | |
|-----|---------------------------|-----|
| 1. | LaDainian Tomlinson, 2002 | 372 |
| 2. | LaDainian Tomlinson, 2006 | 348 |
| 3. | Natrone Means, 1994 | 343 |
| 4. | LaDainian Tomlinson, 2005 | 339 |
| | LaDainian Tomlinson, 2004 | 339 |
| | LaDainian Tomlinson, 2001 | 339 |
| 7. | LaDainian Tomlinson, 2007 | 315 |
| 8. | LaDainian Tomlinson, 2003 | 313 |
| 9. | Earnest Jackson, 1984 | 296 |
| 10. | LaDainian Tomlinson, 2008 | 292 |

TOTAL YARDS FROM SCRIMMAGE

| | | |
|-----|---------------------------|-------|
| 1. | LaDainian Tomlinson, 2003 | 2,370 |
| 2. | LaDainian Tomlinson, 2006 | 2,323 |
| 3. | LaDainian Tomlinson, 2002 | 2,172 |
| 4. | LaDainian Tomlinson, 2007 | 1,949 |
| 5. | LaDainian Tomlinson, 2005 | 1,832 |
| 6. | LaDainian Tomlinson, 2004 | 1,776 |
| 7. | Austin Ekeler, 2022 | 1,637 |
| 8. | LaDainian Tomlinson, 2001 | 1,603 |
| 9. | Lance Alworth, 1965 | 1,590 |
| 10. | Natrone Means, 1994 | 1,585 |

PASSING YARDS

| | | |
|-----|----------------------|-------|
| 1. | Justin Herbert, 2021 | 5,014 |
| 2. | Dan Fouts, 1981 | 4,802 |
| 3. | Philip Rivers, 2015 | 4,792 |
| 4. | Justin Herbert, 2022 | 4,739 |
| 5. | Dan Fouts, 1980 | 4,715 |
| 6. | Philip Rivers, 2010 | 4,710 |
| 7. | Philip Rivers, 2011 | 4,624 |
| 8. | Philip Rivers, 2019 | 4,615 |
| 9. | Philip Rivers, 2017 | 4,515 |
| 10. | Philip Rivers, 2013 | 4,478 |

TOUCHDOWN PASSES

| | | |
|----|----------------------|----|
| 1. | Justin Herbert, 2021 | 38 |
| 2. | Philip Rivers, 2008 | 34 |
| | Philip Rivers, 2016 | 33 |
| | Dan Fouts, 1981 | 33 |
| 5. | Philip Rivers, 2018 | 32 |
| | Philip Rivers, 2013 | 32 |
| 7. | Justin Herbert, 2020 | 31 |
| | Philip Rivers, 2014 | 31 |
| 9. | Philip Rivers, 2010 | 30 |
| | Dan Fouts, 1980 | 30 |

PASS ATTEMPTS

| | | |
|-----|----------------------|-----|
| 1. | Justin Herbert, 2022 | 699 |
| 2. | Justin Herbert, 2021 | 672 |
| 3. | Philip Rivers, 2015 | 661 |
| 4. | Dan Fouts, 1981 | 609 |
| 5. | Justin Herbert, 2020 | 595 |
| 6. | Philip Rivers, 2019 | 591 |
| 7. | Dan Fouts, 1980 | 589 |
| 8. | Philip Rivers, 2011 | 582 |
| 9. | Philip Rivers, 2016 | 578 |
| 10. | Philip Rivers, 2017 | 575 |

PASS COMPLETIONS

| | | |
|----|----------------------|-----|
| 1. | Justin Herbert, 2022 | 477 |
| 2. | Justin Herbert, 2021 | 443 |
| 3. | Philip Rivers, 2015 | 437 |
| 4. | Justin Herbert, 2020 | 396 |
| 5. | Philip Rivers, 2019 | 390 |
| 6. | Philip Rivers, 2014 | 379 |
| 7. | Philip Rivers, 2013 | 378 |
| 8. | Philip Rivers, 2011 | 366 |
| 9. | Dan Fouts, 1981 | 360 |
| | Philip Rivers, 2017 | 360 |

PASSES INTERCEPTED

| | | |
|----|-----------------|----|
| 1. | John Hadl, 1968 | 32 |
| 2. | John Hadl, 1972 | 26 |
| 3. | John Hadl, 1971 | 25 |
| | Jack Kemp, 1960 | 25 |
| 5. | Dan Fouts, 1980 | 24 |
| | Dan Fouts, 1979 | 24 |
| | John Hadl, 1962 | 24 |
| 8. | Dan Fouts, 1986 | 22 |
| | John Hadl, 1967 | 22 |
| | Jack Kemp, 1961 | 22 |

RECEIVING YARDS

| | | |
|-----|----------------------|-------|
| 1. | Lance Alworth, 1965 | 1,602 |
| 2. | Keenan Allen, 2017 | 1,393 |
| 3. | Lance Alworth, 1966 | 1,383 |
| 4. | John Jefferson, 1980 | 1,340 |
| 5. | Lance Alworth, 1968 | 1,312 |
| 6. | Kellen Winslow, 1980 | 1,290 |
| 7. | Anthony Miller, 1989 | 1,252 |
| 8. | Keenan Allen, 2023 | 1,243 |
| 9. | Lance Alworth, 1964 | 1,235 |
| 10. | Tony Martin, 1995 | 1,224 |

RECEIVING TOUCHDOWNS

| | | |
|-----|----------------------|----|
| 1. | Tony Martin, 1996 | 14 |
| | Lance Alworth, 1965 | 14 |
| 3. | Antonio Gates, 2004 | 13 |
| | John Jefferson, 1980 | 13 |
| | John Jefferson, 1978 | 13 |
| | Lance Alworth, 1966 | 13 |
| | Lance Alworth, 1964 | 13 |
| 8. | Antonio Gates, 2014 | 12 |
| | Gary Garrison, 1970 | 12 |
| 10. | Lance Alworth, 1963 | 11 |

RECEPTIONS

| | | |
|-----|---------------------------|-----|
| 1. | Keenan Allen, 2023 | 108 |
| 2. | Austin Ekeler, 2022 | 107 |
| 3. | Keenan Allen, 2021 | 106 |
| 4. | Keenan Allen, 2019 | 104 |
| 5. | Keenan Allen, 2017 | 102 |
| 6. | Keenan Allen, 2020 | 100 |
| | LaDainian Tomlinson, 2003 | 100 |
| 8. | Keenan Allen, 2018 | 97 |
| 9. | Austin Ekeler, 2019 | 92 |
| 10. | Tony Martin, 1995 | 90 |

QUARTERBACK SACKS (since 1982)

| | | |
|----|-----------------------|------|
| 1. | Khalil Mack, 2023 | 17.0 |
| | Shawne Merriman, 2006 | 17.0 |
| | Leslie O'Neal, 1992 | 17.0 |
| 4. | Lee Williams, 1986 | 15.0 |
| 5. | Lee Williams, 1989 | 14.0 |
| 6. | Leslie O'Neal, 1990 | 13.5 |
| 7. | Marcellus Wiley, 2001 | 13.0 |
| 8. | Joey Bosa, 2017 | 12.5 |
| | Shawne Merriman, 2007 | 12.5 |
| | Leslie O'Neal, 1995 | 12.5 |
| | Leslie O'Neal, 1994 | 12.5 |
| | Leslie O'Neal, 1989 | 12.5 |
| | Leslie O'Neal, 1986 | 12.5 |

INTERCEPTIONS

| | | |
|----|------------------------------|----|
| 1. | Antonio Cromartie, 2007 | 10 |
| 2. | Charlie McNeil, 1961 | 9 |
| 3. | Ryan McNeil, 2001 | 8 |
| | Dick Harris, 1963 | 8 |
| | Claude Gibson, 1962 | 8 |
| | Bob Zeman, 1961 | 8 |
| 7. | Casey Hayward, 2016 | 7 |
| | Eric Weddle, 2011 | 7 |
| | Darren Carrington, 1993 | 7 |
| | Gill Byrd, 1990 | 7 |
| | Gill Byrd, 1989 | 7 |
| | Gill Byrd, 1988 | 7 |
| | Danny Walters, 1983 | 7 |
| | Bryant Salter, 1972 | 7 |
| | Jim Hill, 1969 | 7 |
| | Leslie "Speedy" Duncan, 1966 | 7 |
| | Bud Whitehead, 1965 | 7 |
| | Dick Harris, 1961 | 7 |

INTERCEPTION RETURN YARDS

| | | |
|-----|-------------------------|-----|
| 1. | Charlie McNeil, 1961 | 349 |
| 2. | Stanley Richard, 1994 | 224 |
| 3. | Vencie Glenn, 1987 | 166 |
| 4. | Gill Byrd, 1984 | 157 |
| 5. | Jeff Dale, 1986 | 153 |
| 6. | Darren Carrington, 1992 | 152 |
| 7. | Bob Laraba, 1961 | 151 |
| 8. | Woodrow Lowe, 1979 | 150 |
| 9. | Antonio Cromartie, 2007 | 144 |
| 10. | Dick Harris, 1961 | 140 |

INTERCEPTION TOUCHDOWNS

| | | |
|----|-------------------------|---|
| 1. | Dick Harris, 1961 | 3 |
| 2. | Demorrio Williams, 2012 | 2 |
| | Clinton Hart, 2005 | 2 |
| | Stanley Richard, 1994 | 2 |
| | Gill Byrd, 1984 | 2 |
| | Woodrow Lowe, 1979 | 2 |
| | Kenny Graham, 1969 | 2 |
| | Joe Beauchamp, 1968 | 2 |
| | Bob Laraba, 1961 | 2 |
| | Charlie McNeil, 1961 | 2 |

TOUCHDOWNS SCORED

| | | |
|----|---------------------------|----|
| 1. | LaDainian Tomlinson, 2006 | 31 |
| 2. | Austin Ekeler, 2021 | 20 |
| | LaDainian Tomlinson, 2005 | 20 |
| 4. | Chuck Muncie, 1981 | 19 |
| 5. | Austin Ekeler, 2022 | 18 |
| | LaDainian Tomlinson, 2007 | 18 |
| | LaDainian Tomlinson, 2004 | 18 |
| 8. | LaDainian Tomlinson, 2003 | 17 |
| 9. | LaDainian Tomlinson, 2002 | 15 |
| | Lance Alworth, 1964 | 15 |

POINTS SCORED

| | |
|-------------------------------------|------------|
| 1. LaDainian Tomlinson, 2006 | 186 |
| 2. Cameron Dicker, 2024..... | 150 |
| 3. Nate Kaeding, 2009..... | 146 |
| 4. Nick Novak, 2013 | 144 |
| 5. Nate Kaeding, 2006 | 136 |
| 6. John Carney, 1994 | 135 |
| 7. Cameron Dicker, 2023..... | 128 |
| 8. Nate Kaeding, 2008..... | 127 |
| 9. Austin Ekeler, 2021..... | 124 |
| John Carney, 1993 | 124 |

FIELD GOALS

| | |
|-------------------------------------|-----------|
| 1. Cameron Dicker, 2024..... | 39 |
| 2. Nick Novak, 2013 | 34 |
| John Carney, 1994 | 34 |
| 4. Nate Kaeding, 2009..... | 32 |
| 5. Cameron Dicker, 2023..... | 31 |
| John Carney, 1999 | 31 |
| John Carney, 1993 | 31 |
| 8. John Carney, 1996 | 29 |
| 9. Nick Novak, 2011 | 27 |
| Nate Kaeding, 2008..... | 27 |

FIELD GOAL ATTEMPTS

| | |
|-------------------------------------|-----------|
| 1. Cameron Dicker, 2024..... | 42 |
| 2. John Carney, 1993 | 40 |
| 3. John Carney, 1994 | 38 |
| 4. Nick Novak, 2013 | 37 |
| 5. John Carney, 1999 | 36 |
| John Carney, 1996 | 36 |
| Rolf Benirschke, 1980 | 36 |
| 8. Nate Kaeding, 2009..... | 35 |
| 9. Nick Novak, 2011 | 34 |
| 10. Cameron Dicker, 2023..... | 33 |
| Michael Badgley, 2020..... | 33 |

KICKOFF RETURN YARDS

| | |
|------------------------------|-------|
| 1. Ronney Jenkins, 2001..... | 1,541 |
| 2. Ronney Jenkins, 2000..... | 1,531 |
| 3. Darren Sproles, 2005..... | 1,528 |
| 4. Andre Coleman, 1995..... | 1,411 |
| 5. Darren Sproles, 2008..... | 1,376 |
| 6. Darren Sproles, 2009..... | 1,300 |
| 7. Andre Coleman, 1994..... | 1,293 |
| 8. Darren Sproles, 2010..... | 1,257 |
| 9. Tim Dwight, 2004..... | 1,222 |
| 10. Andre Coleman, 1996..... | 1,210 |

KICKOFF RETURN TOUCHDOWNS

| | |
|------------------------------|---|
| 1. Ronney Jenkins, 2001..... | 2 |
| Andre Coleman, 1995..... | 2 |
| Andre Coleman, 1994..... | 2 |
| 4. Andre Roberts, 2021..... | 1 |
| Micheal Spurlock, 2012..... | 1 |
| Richard Goodman, 2011..... | 1 |
| Darren Sproles, 2008..... | 1 |
| Darren Sproles, 2007..... | 1 |
| Tim Dwight, 2004..... | 1 |
| Ronney Jenkins, 2000..... | 1 |
| Rodney Harrison, 1997..... | 1 |
| Nate Lewis, 1991..... | 1 |
| Anthony Miller, 1989..... | 1 |
| Jamie Holland, 1988 | 1 |
| Anthony Miller, 1988..... | 1 |
| Gary Anderson, 1985..... | 1 |
| Keith Lincoln, 1962 | 1 |

KICKOFF RETURNS

| | |
|------------------------------|----|
| 1. Ronney Jenkins, 2000..... | 67 |
| 2. Darren Sproles, 2005..... | 63 |
| 3. Andre Coleman, 1995..... | 62 |
| 4. Ronney Jenkins, 2001..... | 58 |
| 5. Andre Coleman, 1996..... | 55 |
| 6. Darren Sproles, 2009..... | 54 |
| 7. Darren Sproles, 2008..... | 53 |
| 8. Darren Sproles, 2010..... | 51 |
| 9. Tim Dwight, 2004..... | 50 |
| Leon Johnson, 2003 | 50 |

PUNT RETURN YARDS

| | |
|--------------------------------------|-----|
| 1. Darrien Gordon, 1996..... | 537 |
| 2. Eric Metcalf, 1997..... | 489 |
| 3. Darrien Gordon, 1994..... | 475 |
| 4. Leslie "Speedy" Duncan, 1965..... | 464 |
| 5. Mike Fuller, 1979 | 448 |
| 6. Mike Fuller, 1978..... | 436 |
| Mike Fuller, 1976 | 436 |
| 8. Leslie "Speedy" Duncan, 1967..... | 434 |
| 9. Mike Fuller, 1975..... | 410 |
| 10. Lionel James, 1987..... | 400 |

PUNT RETURN TOUCHDOWNS

| | |
|-----------------------------------|---|
| 1. Eric Metcalf, 1997..... | 3 |
| 2. Darrien Gordon, 1994..... | 2 |
| Ron Smith, 1973..... | 2 |
| Leslie "Speedy" Duncan, 1965..... | 2 |
| 5. Derius Davis, 2023..... | 1 |
| Desmond King, 2019 | 1 |
| Desmond King, 2018 | 1 |
| Travis Benjamin, 2017 | 1 |
| Micheal Spurlock, 2012..... | 1 |
| Darren Sproles, 2009..... | 1 |
| Darren Sproles, 2007..... | 1 |
| Tim Dwight, 2001..... | 1 |
| Darrien Gordon, 1996..... | 1 |
| Andre Coleman, 1995..... | 1 |
| Nate Lewis, 1990 | 1 |
| Kitrick Taylor, 1990 | 1 |
| Lionel James, 1987..... | 1 |
| Lionel James, 1984 | 1 |
| Mike Fuller, 1977..... | 1 |
| Mike Fuller, 1975..... | 1 |
| Leslie "Speedy" Duncan, 1968..... | 1 |
| Leslie "Speedy" Duncan, 1966..... | 1 |
| Keith Lincoln, 1961..... | 1 |

PUNT RETURNS

| | |
|-----------------------------------|----|
| 1. Mike Fuller, 1979 | 46 |
| 2. Eric Metcalf, 1997 | 45 |
| 3. Mike Fuller, 1978..... | 39 |
| 4. Eric Parker, 2006..... | 37 |
| 5. Darrien Gordon, 1996..... | 36 |
| Darrien Gordon, 1994..... | 36 |
| Mike Fuller, 1975..... | 36 |
| Leslie "Speedy" Duncan, 1967..... | 36 |
| 9. Mike Fuller, 1976 | 33 |
| 10. Latario Rachal, 1998..... | 32 |
| Lionel James, 1987..... | 32 |

CHARGERS AND OPPONENT 10 LONGEST

RUNS FROM SCRIMMAGE

CHARGERS

- 87t Melvin Gordon, Oct. 29, 2017 at New England
- Paul Lowe, Sept. 10, 1961 at Dallas Texans
- 86t Keith Lincoln, Sept. 30, 1962 at Oakland
- 85t LaDainian Tomlinson, Dec. 17, 2006 vs. K.C.
- 83t Michael Turner, Dec. 18, 2005 at Indianapolis
- 80t Brad Hubbert, Dec. 24, 1967 vs. N.Y. Jets
- 76t Keith Lincoln, Oct. 20, 1963 at Kansas City
- 76 LaDainian Tomlinson, Dec. 1, 2002 vs. Den.
- 75 Justin Jackson, Oct. 31, 2021 vs. New England
- 74t Michael Turner, Oct. 7, 2007 at Denver

OPPONENT

- 90t Colin Kaepernick, Dec. 20, 2014 at S.F.
- 89t Kenny King, Oct. 12, 1980 at Oakland
- 84t Damien Williams, Dec. 29, 2019 at K.C.
- 81 Billy Sims, Sept. 30, 1984 vs. Detroit
- 77 Napoleon Kaufman, Sept. 22, 1996 at Oak.
- 75t David Montgomery, Nov. 12, 2023 vs. Detroit
- Dameon Pierce, Oct. 2, 2022 at Houston
- 74t Kenneth Walker III, Oct. 23, 2022 vs. Seattle
- Jack Spikes, Sept. 10, 1961 at Dallas Texans
- 71t Corey Dillon, Nov. 2, 1997 at Cincinnati

PASS COMPLETIONS

CHARGERS

- 99t S.Humphries to T.Martin, Sept. 18, 1994 at Sea.
- 91t J.Kemp to K.Lincoln, Nov. 12, 1961 at Denver
- 88t E.Luther to B.Duckworth, Dec. 3, 1984 vs. Chi.
- 85t J.Hadl to L.Alworth, Oct. 17, 1965 at Boston
- T.Rote to L.Alworth, Oct. 6, 1963 at Denver
- 84t P.Rivers to A.Ekeler, Dec. 8, 2019 at Jax.
- J.Hadl to G.Garrison, Oct. 5, 1968 at N.Y. Jets
- 83t R.Leaf to J.Graham, Nov. 19, 2000 at Denver
- 82t T.Rote to L.Alworth, Dec. 6, 1964 vs. N.Y. Jets
- 81t P.Rivers to D.Sproles, Sept. 20, 2009 vs. Bal.
- D.Fouts to C.Joiner, Oct. 17, 1976 vs. Hou. Oilers

OPPONENT

- 99t T.Green to M.Boerigter, Dec. 22, 2002 at K.C.
- 98t J.Lee to W.Dewveall, Nov. 25, 1962 at Hou. Oilers
- 96t J.Montana to J.Rice, Nov. 27, 1988 vs. S.F.
- 93t C.Morton to S.Watson, Sept. 27, 1981 at Denver
- 90t S.DeBerg to J.Birden, Nov. 18, 1990 at K.C.
- C.Davidson to D.Dorsey, Dec. 2, 1962 vs. Oak.
- 89t N.O'Donnell to D.Stone, Sept. 1, 1991 at Pit.
- 87t D.Carr to A.Cooper, Dec. 31, 2017 vs. Oak.
- J.Namath to D.Maynard, Nov. 24, 1968 vs. N.Y. Jets
- F.Tripucka to A.Frazier, Nov. 12, 1961 at Den.

FIELD GOALS

CHARGERS

- 59 Cameron Dicker, Oct. 21, 2024 at Arizona
- Michael Badgley, Dec. 9, 2018 vs. Cincinnati
- 57 Cameron Dicker, Dec. 19, 2024 vs. Denver
- Nate Kaeding, Dec. 21, 2008 at Tampa Bay
- 55 Cameron Dicker, Nov. 6, 2023 at N.Y. Jets
- Cameron Dicker, Oct. 22, 2023 at Kansas City
- Nate Kaeding, Nov. 29, 2009 vs. Kansas City
- 54 Josh Lambo, Oct. 12, 2015 vs. Pittsburgh
- Nate Kaeding, Oct. 1, 2006 at Baltimore
- John Carney, Sept. 17, 2000 at Kansas City
- John Carney, Sept. 6, 1998 vs. Buffalo
- John Carney, Nov. 10, 1991 vs. Seattle

OPPONENT

- 61 Brandon McManus, Jan. 2, 2022 vs. Denver
- 58 Harrison Butker, Sept. 20, 2020 vs. K.C. (OT)
- Harrison Butker, Sept. 20, 2020 vs. K.C. (OT)
- Dan Miller, Dec. 26, 1982 vs. Baltimore Colts
- 56 Greg Zuerlein, Sept. 19, 2021 vs. Dallas
- Justin Tucker, Dec. 22, 2018 vs. Baltimore
- Sebastian Janikowski, Oct. 9, 2016 at Oakland
- 55 Wi Lutz, Dec. 19, 2024 vs. Denver
- Jason Sanders, Dec. 11, 2022 vs. Miami
- Daniel Carlson, Dec. 4, 2022 at Las Vegas
- Daniel Carlson, Sept. 11, 2022 vs. Las Vegas
- Jason Elam, Nov. 7, 1999 vs. Denver
- Gary Zuerlein, Nov. 25, 1984 at Pittsburgh
- George Blanda, Dec. 3, 1961 vs. Houston Oilers

PUNTS

CHARGERS

- 83 JK Scott, Dec. 10, 2023 vs. Denver
- 82 Paul Maguire, Nov. 19, 1961 vs. Dallas Texans
- 73 Dennis ParTEE, Oct. 17, 1971 at Denver
- 72 Mike Scifres, Sept. 21, 2014 at Buffalo
- 71 Mike Scifres, Nov. 10, 2011 vs. Oakland
- Mike Scifres, Oct. 1, 2006 at Baltimore
- Mike Scifres, Dec. 4, 2005 vs. Oakland
- Maury Buford, Sept. 12, 1982 at Denver
- John Hadl, Nov. 8, 1964 at Denver
- 70 Mike Scifres, Nov. 25, 2007 vs. Baltimore

OPPONENT

- 81 Dustin Colquitt, Dec. 2, 2007 at Kansas City
- 79 Drew Butler, Dec. 9, 2012 at Pittsburgh
- 77 Greg Montgomery, Sept. 19, 1993 vs. Hou. Oilers
- 75 Kevin Huber, Dec. 1, 2013 vs. Cincinnati
- 74 Tommy Townsend, Sept. 15, 2022 at Kansas City
- Bob Grupp, Nov. 4, 1979 at Kansas City
- 73 Shane Lechler, Sept. 28, 2003 vs. Oakland
- 72 Ryan Plackemeier, Dec. 24, 2006 at Seattle
- Chris Gardocki, Oct. 26, 1997 vs. Indianapolis
- Bob Scarpitto, Oct. 22, 1967 at Denver
- Jerrel Wilson, Sept. 29, 1963 vs. Kansas City

INTERCEPTION RETURNS

CHARGERS

- 103t Vencie Glenn, Nov. 29, 1987 vs. Denver
- 102t Donald Frank, Oct. 31, 1993 at L.A. Raiders
- 100t Leslie "Speedy" Duncan, Oct. 15, 1967 vs. K.C.
- 99t Shaun Gayle, Dec. 23, 1995 at N.Y. Giants
- Stanley Richard, Sept. 4, 1994 at Denver
- Gill Byrd, Oct. 4, 1984 at Kansas City
- 90t Desmond King, Nov. 23, 2017 at Dallas
- Jahleel Addae, Jan. 1, 2017 vs. Kansas City
- 86 Trevor Williams, Sept. 30, 2018 vs. S.F.
- 83t Willie Clark, Sept. 22, 1996 at Oakland

OPPONENT

- 102t Louis Breedon, Nov. 8, 1981 vs. Cincinnati
- 99t Jaylen Watson, Sept. 15, 2022 at Kansas City
- Janoris Jenkins, Nov. 23, 2014 vs. St. Louis
- Kevin Ross, Sept. 6, 1992 vs. Kansas City
- 96t Ray Griffin, Nov. 11, 1979 at Cincinnati
- Bashaud Breeland, Dec. 10, 2017 vs. Was.
- 91t Chad Greenway, Sept. 27, 2015 at Minnesota
- Fred Williamson, Sept. 30, 1962 at Oakland
- 90t Leroy Butler, Sept. 15, 1996 at Green Bay
- Deion Sanders, Dec. 11, 1994 vs. S.F.
- 87t Mark McMillian, Dec. 14, 1997 vs. K.C.

KICKOFF RETURNS

CHARGERS

- 105t Richard Goodman, Jan. 1, 2012 at Oakland
- 103t Darren Sproles, Sept. 14, 2008 at Denver
- Keith Lincoln, Sept. 16, 1962 vs. Titans of N.Y.
- 101t Andre Roberts, Jan. 2, 2022 vs. Denver
- 99t Micheal Spurlock, Dec. 30, 2012 vs. Oakland
- 98t Gary Anderson, Nov. 17, 1985 at Denver
- 95t Nate Lewis, Nov. 17, 1991 vs. New Orleans
- 94t Jamie Holland, Dec. 18, 1988 vs. Kansas City
- 93t Ronney Jenkins, Nov. 18, 2001 at Oakland
- Ronney Jenkins, Sept. 10, 2000 vs. N.O.
- Anthony Miller, Nov. 20, 1988 at L.A. Rams

OPPONENT

- 104t Mecole Hardman, Dec. 29, 2019 at K.C.
- Ira Mathews, Oct. 25, 1979 at Oakland
- 103t Percy Harvin, Sept. 11, 2011 vs. Minnesota
- 101t Leon Washington, Sept. 26, 2010 at Seattle
- Brian Mitchell, Dec. 6, 1998 at Washington
- 99t Leon Washington, Sept. 26, 2010 at Seattle
- Byron Hanspard, Dec. 7, 1997 vs. Atlanta
- 98t Will Blackwell, Dec. 24, 2000 vs. Pittsburgh
- 97t Cassius Vaughn, Jan. 2, 2011 at Denver
- Tim Brown, Sept. 4, 1988 at L.A. Raiders

PUNT RETURNS

CHARGERS

95t Leslie "Speedy" Duncan, Nov. 24, 1968 vs. NYJ
90t Darrien Gordon, Sept. 25, 1994 at L.A. Raiders
88t Andre Coleman, Sept. 17, 1995 at Philadelphia
Mike Fuller, Oct. 9, 1977 at New Orleans
87t Derius Davis, Nov. 6, 2023 at N.Y. Jets
85t Eric Metcalf, Nov. 2, 1997 at Cincinnati
84t Tim Dwight, Sept. 9, 2001 vs. Washington
Ron Smith, Nov. 18, 1973 vs. New Orleans
83t Eric Metcalf, Nov. 30, 1997 vs. Denver
82t Paul Lowe, Oct. 7, 1961 at Boston

OPPONENT

95t Tyreek Hill, Jan. 1, 2017 vs. Kansas City
94t Dexter McCluster, Sept. 13, 2010 at K.C.
92t Rick Upchurch, Oct. 3, 1976 at Denver
91t Tyreek Hill, Sept. 9, 2018 vs. Kansas City
86t Tamarick Vanover, Oct. 9, 1995 at Kansas City
82t George Atkinson, Oct. 13, 1968 at Oakland
82 Ray Buchanan, Nov. 3, 1996 at Indianapolis
81 Dennis Northcutt, Nov. 5, 2006 vs. Cleveland
80t Phillip Buchanon, Dec. 28, 2003 vs. Oakland
79t Lemar Parrish, Dec. 6, 1970 vs. Cincinnati

FUMBLE RETURNS

CHARGERS

86t Eric Weddle, Nov. 30, 2008 vs. Atlanta
82t Donnie Edwards, Nov. 10, 2002 at St. Louis
81t Vencie Glenn, Oct. 22, 1989 vs. N.Y. Giants
79t Marlon McCree, Oct. 29, 2006 vs. St. Louis
78t Paul Bradford, Nov. 23, 1997 at San Francisco
75t Keith Browner (25 yds.) lateral to
Sam Seale(50 yds.), Nov. 20, 1988
at L.A. Rams
61t Tevaughn Campbell, Dec. 5, 2021 at Cincinnati
Caraun Reid, Sept. 25, 2016 at Indianapolis
58t Rick Redman, Oct. 2, 1966 vs. Miami
53t Darrell Stuckey, Dec. 7, 2014 vs. New England
53 Henry Rolling, Oct. 6, 1991 at L.A. Raiders

OPPONENT

97t Mike Edwards, Jan. 7, 2024 vs. Kansas City
68 A.J. Duhe, Oct. 15, 1978 vs. Miami
65t Tony Carter, Oct. 15, 2012 vs. Denver
64t Tyvon Branch, Oct. 10, 2010 at Oakland
63t Joey Browner, Sept. 2, 1984 at Minnesota
63 Rob Ninkovich, Oct. 24, 2010 vs. N.E.
62 Carlton Gray, Oct. 27, 1996 at Seattle
59t George Atkinson, Nov. 25, 1973 at Oakland
57t Tyreek Hill, Dec. 11, 2022 vs. Miami
56t Ifeadi Odenigbo, Dec. 15, 2019 vs. Minnesota

BLOCKED PUNT RETURNS

CHARGERS

35t Bob Zeman, Oct. 7, 1961 at Boston
21t Derrie Nelson, Nov. 13, 1983 vs. Dallas
19 Pete Lazetich, Sept. 24, 1972 vs. Denver
5 Gene Selawski, Oct. 22, 1961 at Oakland
4 Wayne Davis, Nov. 17, 1985 at Denver
3 Steve Heiden, Dec. 17, 2000 at Carolina
0t Jacob Hester, Oct. 25, 2009 at Kansas City
Darryll Lewis, Sept. 26, 1999 vs. Indianapolis
0s Carlos Polk, Sept. 22, 2002 at Arizona
0 Corey Lynch, Sept. 10, 2012 at Oakland

OPPONENT

37t Frank Warren, Nov. 17, 1991 vs. New Orleans
29t Adam Hayward, Nov. 11, 2012 at Tampa Bay
16 Randy McClanahan, Sept. 18, 1977 at Oak.
15 Walt Landers, Sept. 24, 1978 vs. Green Bay
14 Glen Cadrez, Oct. 13, 2002 vs. Kansas City
9 Tyrone Braxton, Oct. 2, 1988 vs. Denver
5t Hiram Eugene, Oct. 10, 2010 at Oakland
2t Jerry Robinson, Nov. 20, 1986 vs. L.A. Raiders
0s Nick Schommer, Oct. 31, 2010 vs. Tennessee
Rock Cartwright, Oct. 10, 2010 at Oakland

BLOCKED FIELD GOAL RETURNS

CHARGERS

72t Leslie "Speedy" Duncan, Nov. 23, 1967 vs. Den.
35 Tom Day, Oct. 15, 1967 vs. Kansas City
28 Jim Tolbert, Nov. 15, 1971 vs. St. Louis
27 Kenny Graham, Nov. 15, 1964 at Kansas City
25 Jeff Staggs, Oct. 25, 1970 vs. Houston Oilers

OPPONENT

66 Tommy Casanova, Sept. 22, 1974 at Cin.
65t Matt Ware, Oct. 23, 2005 at Philadelphia
60 Louis Wright, Nov. 17, 1985 at Denver
54t Doug Evans, Dec. 17, 2000 at Carolina
44t Devin McCourty, Dec. 6, 2020 vs. N.E.
42t Ray McElroy, Oct. 26, 1997 vs. Indianapolis
28 John Barmlett, Nov. 27, 1966 vs. Denver
17 Charlie West, Dec. 5, 1971 vs. Minnesota
Mike Statton, Oct. 1, 1967 vs. Buffalo
16 Daniel Thomas, Oct. 25, 2020 vs. Jax.
Fletcher Smith, Oct. 15, 1967 vs. Kansas City

MISSED FIELD GOAL RETURNS

CHARGERS

109t Antonio Cromartie, Nov. 4, 2007 at Min.

INDIVIDUAL POSTSEASON RECORDS

*NFL Record

SCORING

Most Points, Career

- 42 Nate Kaeding, 2004-09
- 37 Rolf Benirschke, 1977-86
- 30 John Carney, 1990-2000

Most Points, Game

- 15 Michael Badgley, AFC Wild Card, Jan. 6, 2019, at Baltimore
- 12 (10x) Last: Cameron Dicker and Austin Ekeler, AFC Wild Card, Jan. 14, 2023 at Jax.
- 11 Rolf Benirschke, AFC Divisional, Jan. 2, 1982 at Miami

Most Touchdowns, Career

- 4 Darren Sproles, 2005-09
- LaDainian Tomlinson, 2001-09
- Kellen Winslow, 1979-87
- Charlie Joiner, 1976-86
- 3 (4x) Last: Keenan Allen, 2013-22
- 2 (8x) Last: Austin Ekeler, 2017-22

Most Touchdowns, Game

- 2 (8x) Last: Austin Ekeler, AFC Wild Card Jan. 14, 2023 at Jacksonville
- 1 (53x) Last: Gerald Everett, AFC Wild Card Jan. 14, 2023 at Jacksonville

Most Points After Touchdown, Career

- 18 Nate Kaeding, 2004-09
- 16 Rolf Benirschke, 1977-86
- 9 John Carney, 1990-2000

Most Points After Touchdown, Game

- 6 George Blair, AFL Championship, Jan. 5, 1964 vs. Boston
- 5 Rolf Benirschke, AFC Divisional, Jan. 2, 1982 at Miami
- 4 (2x) Last: Nate Kaeding, AFC Divisional, Jan. 13, 2008 at Indianapolis

Most Two-Point Conversions, Game

- 1 (4x) Last: Keenan Allen, AFC Divisional, Jan. 13, 2019 at New England

FIELD GOALS

Most, Career

- 8 Nate Kaeding, 2004-09
- 7 John Carney, 1990-2000
- Rolf Benirschke, 1977-86
- 5 Michael Badgley, 2018-20

Most, Game

- 5 Michael Badgley, AFC Wild Card, Jan. 6, 2019 at Baltimore
- 4 Nate Kaeding, AFC Championship, Jan. 20, 2008 at New England
- 3 Cameron Dicker, AFC Wild Card, Jan. 14, 2023 at Jacksonville
- Ben Agajanian, AFL Championship, Jan. 1, 1961 vs. Houston Oilers

Longest

- 54 John Carney, AFC Wild Card, Dec. 31, 1995 vs. Indianapolis
- 53 Michael Badgley, AFC Wild Card, Jan. 6, 2019 at Baltimore
- 50 Cameron Dicker, AFC Wild Card, Jan. 14, 2023 at Jacksonville

RUSHING

Most Attempts, Career

- 110 Chuck Muncie, 1980-84
- 96 LaDainian Tomlinson, 2001-09
- 63 Natrone Means, 1993-95, 98-99

Most Attempts, Game

- 26 LaDainian Tomlinson, AFC Wild Card, Jan. 8, 2005 vs. New York Jets
- 25 Chuck Muncie, AFC First Round, Jan. 9, 1983 at Pittsburgh
- 24 Natrone Means, AFC Divisional, Jan. 8, 1995 vs. Miami
- Chuck Muncie, AFC Divisional, Jan. 2, 1982 at Miami

Most Yards, Career

- 516 Chuck Muncie, 1980-84
- 380 Paul Lowe, 1960-68
- 327 LaDainian Tomlinson, 2001-09

Most Yards, Game

- 206 Keith Lincoln, AFL Championship, Jan. 5, 1964 vs. Boston
- 165 Paul Lowe, AFL Championship, Jan. 1, 1961 at Houston Oilers
- 139 Natrone Means, AFC Divisional, Jan. 8, 1995 vs. Miami

Most Touchdowns, Career

- 4 LaDainian Tomlinson, 2001-09
- 3 Chuck Muncie, 1980-84
- 2 (6x) Last: Austin Ekeler, 2017-22

Most Touchdowns, Game

- 2 Austin Ekeler, AFC Wild Card, Jan. 14, 2023 at Jacksonville
- Darren Sproles, AFC Wild Card, Jan. 3, 2009 vs. Indianapolis
- LaDainian Tomlinson, AFC Divisional, Jan. 14, 2007 vs. New England
- 1 (24x) Last: Melvin Gordon, AFC Divisional, Jan. 13, 2019 at New England

Longest Run

- 67t Keith Lincoln, AFL Championship, Jan. 5, 1964 vs. Boston
- 58t Ronnie Brown, AFC Wild Card, Jan. 5, 2014 at Cincinnati
- Paul Lowe, AFL Championship, Jan. 5, 1964 vs. Boston
- 56t Keith Lincoln, AFL Championship, Jan. 5, 1964 vs. Boston

PASSING

Most Attempts, Career

- 355 Philip Rivers 2004-19
- 286 Dan Fouts 1973-87
- 228 Stan Humphries 1992-97

Most Completions, Career

- 211 Philip Rivers, 2004-19
- 159 Dan Fouts, 1973-1987
- 118 Stan Humphries, 1992-97

Highest Completion Pct., Career (min. 40 att.)

- 73.8 Drew Brees, 2001-04
- 59.4 Philip Rivers, 2004-19
- 58.1 Justin Herbert, 2020-22

Most Attempts, Game

- 53 Dan Fouts, AFC Divisional, Jan. 2, 1982 at Miami (OT)
- 51 Philip Rivers, AFC Divisional, Jan. 13, 2019 at New England
- 49 Stan Humphries, Super Bowl XXIX, Jan. 29, 1995 vs. San Francisco

Most Completions, Game

- 33 Dan Fouts, AFC Divisional, Jan. 2, 1982 at Miami (OT)
- 31 Drew Brees, AFC Wild Card, Jan. 8, 2005 vs. New York Jets
- 28 Stan Humphries, AFC Wild Card, Dec. 31, 1995 vs. Indianapolis

Highest Completion Pct, Game (min. 10 att.)

- 75.0 Philip Rivers, AFC Wild Card, Jan. 5, 2014 at Cincinnati
- 73.8 Drew Brees, AFC Wild Card, Jan. 8, 2005 vs. New York Jets
- 73.7 Philip Rivers, AFC Divisional, Jan. 13, 2008 at Indianapolis

Most Yards, Career

- 2,656 Philip Rivers, 2004-19
- 2,125 Dan Fouts, 1973-87
- 1,347 Stan Humphries, 1992-97

Most Yards, Game

- 433 Dan Fouts, AFC Divisional, Jan. 2, 1982 at Miami (OT)
- 336 Dan Fouts, AFC Championship, Jan. 11, 1981 vs. Oakland
- 333 Dan Fouts, AFC First Round, Jan. 9, 1983 at Pittsburgh

Most Touchdowns, Career

- 14 Philip Rivers, 2004-19
- 12 Dan Fouts, 1973-87
- 6 Stan Humphries, 1992-97

Most Touchdowns, Game

- 3 (5x) Last: Philip Rivers, AFC Divisional, Jan. 13, 2019 at New England
- 2 (6x) Last: Philip Rivers, AFC Divisional, Jan. 12, 2014 at Denver
- 1 (10x) Last: Justin Herbert, AFC Wild Card, Jan. 14, 2023 at Jacksonville

Highest Passer Rating, Career (min. 40 att.)

- 101.2 Drew Brees, 2001-04
- 84.7 Justin Herbert, 2020-22
- 84.2 Philip Rivers, 2004-19

Highest Passer Rating, Game (min. 10 att.)

- 145.3 Tobin Rote, AFL Championship, Jan. 5, 1964 vs. Boston
- 133.2 Philip Rivers, AFC Divisional, Jan. 13, 2008 at Indianapolis
- 132.1 John Hadl, AFL Championship, Jan. 5, 1964 vs. Boston

Most Games 300 Yards or More, Career

- 5 Dan Fouts, 1973-87
- 2 Philip Rivers, 2004-19
- 1 Drew Brees, 2001-04

Most Games 400 Yards or More, Career

- 1 Dan Fouts, 1973-87

Longest Completion

- 62t Philip Rivers, AFC Divisional, Jan. 11, 2009 at Pittsburgh
- 58 Philip Rivers, AFC Divisional, Jan. 14, 2007 vs. New England
- 56t Philip Rivers, AFC Divisional, Jan. 13, 2008 at Indianapolis

Most Interceptions, Career

- 16 Dan Fouts, 1973-87
- 13 Stan Humphries, 1992-97
- 10 Philip Rivers, 2004-19

Most Interceptions, Game

- 5 Dan Fouts, AFC Second Round, Jan. 16, 1983 at Miami
- Dan Fouts, AFC Divisional, Dec. 29, 1979 vs. Houston Oilers
- 4 (3x) Last: Stan Humphries, AFC Wild Card, Dec. 31, 1995 vs. Indianapolis
- 2 (9x) Last: Philip Rivers, AFC Divisional, Jan. 17, 2010 vs. New York Jets

RECEIVING

Most Receptions, Career

- 51 Antonio Gates, 2003-18
- 39 Ronnie Harmon, 1990-95
- 30 Charlie Joiner, 1976-86

Most Receptions, Game

- 13 Kellen Winslow, AFC Divisional, Jan. 2, 1982 at Miami (OT)
- 10 Ronnie Harmon, AFC Wild Card, Dec. 31, 1995 vs. Indianapolis
- 9 (4x) Last: Eric Parker, AFC Wild Card, Jan. 8, 2005 vs. New York Jets

Most Yards, Career

- 540 Antonio Gates, 2003-18
- 539 Charlie Joiner, 1976-86
- 503 Vincent Jackson, 2005-09

Most Yards, Game

- 166 Kellen Winslow, AFC Divisional, Jan. 2, 1982 at Miami (OT)
- 142 Keenan Allen, AFC Divisional, Jan. 12, 2014 at Denver
- 133 Ronnie Harmon, AFC Wild Card, Dec. 31, 1995 vs. Indianapolis

Most Touchdowns, Career

- 4 Kellen Winslow, 1979-87
- Charlie Joiner, 1976-86
- 3 Keenan Allen, 2013-22
- Vincent Jackson, 2005-11
- 2 (5x) Last: Antonio Gates, 2003-18

Most Touchdowns, Game

- 2 (4x) Last: Keenan Allen, AFC Divisional, Jan. 12, 2014 at Denver
- 1 (31x) Last: Gerald Everett, AFC Wild Card, Jan. 14, 2023 at Jacksonville

SCRIMMAGE YARDS

Most, Career

- 644 Chuck Muncie, 1980-84
- 540 Antonio Gates, 2003-18
- 539 Charlie Joiner, 1976-86

Most, Game

- 329 Keith Lincoln, AFL Championship, Jan. 5, 1964 vs. Boston
- 187 LaDainian Tomlinson, AFC Divisional, Jan. 14, 2007 vs. New England
- 170 Paul Lowe, AFL Championship, Jan. 1, 1961 at Houston Oilers

INTERCEPTIONS

Most Interceptions, Career

- 3 Asante Samuel, 2020-22
- Drayton Florence, 2003-07
- Glen Edwards, 1978-81
- 2 (5x) Last: Quentin Jammer, 2002-09
- 1 (21x) Last: Drue Tranquill, 2019-22

Most Interceptions, Game

- 3 Asante Samuel, AFC Wild Card, Jan. 14, 2023 at Jacksonville
- 2 (4x) Last: Glen Edwards, AFC Divisional, Jan. 3, 1981 vs. Buffalo
- 1 (29x) Last: Drue Tranquill, AFC Wild Card, Jan. 14, 2023 at Jacksonville

Most Interception Return Yards, Career

- 62 Glen Edwards, 1978-81
- 45 Bud Whitehead, 1961-68
- 40 Darren Carrington, 1991-94

Most Interception Return Yards, Game

- 45 Bud Whitehead, AFL Championship, Dec. 24, 1961 vs. Houston Oilers
- 40 Darren Carrington, AFC Wild Card, Jan. 12, 1993 vs. Kansas City
- 35 Bruce Laird, AFC First Round, Jan. 9, 1983 at Pittsburgh
- Glen Edwards, AFC Divisional, Jan. 2, 1982 at Miami (OT)

Longest Interception Return

- 40 Darren Carrington, AFC Wild Card, Jan. 12, 1993 vs. Kansas City
- 30 Shareece Wright, AFC Wild Card, Jan. 5, 2014 at Cincinnati
- Antonio Cromartie, AFC Divisional, Jan. 13, 2008 at Indianapolis
- 24 Quentin Jammer, AFC Divisional, Jan. 17, 2010 vs. New York Jets

SACKS

Most, Career (since 1982)

- 3.0 Shawn Lee, 1992-95
- 2.5 Leslie O'Neal, 1992-95
- 2.0 Melvin Ingram, 2012-20
- Eric Weddle, 2007-15
- Luis Castillo, 2005-11
- Shawne Merriman, 2005-10
- Raylee Johnson, 1993-2003
- Burt Grossman, 1989-93

Most, Game (since 1982)

- 2.5 Leslie O'Neal, AFC Wild Card, Jan. 2, 1993 vs. Kansas City
- 2.0 (6x) Last: Melvin Ingram, AFC Wild Card, Jan. 6, 2019 at Baltimore
- 1.5 Steve Foley, AFC Wild Card, Jan. 8, 2005 vs. New York Jets

PUNTING

Most Punts, Career

- 52 Mike Scifres, 2003-13
- 13 John Kidd, 1990-94
- 11 Donnie Jones, 2018
- Bryan Wagner, 1994

Most Punts, Game

- 7 Mike Scifres, AFC Divisional, Jan. 14, 2007 vs. New England
- John Kidd, AFC Divisional, Jan. 10, 1993 at Miami
- 6 (7x) Last: Donnie Jones, AFC Divisional, Jan. 13, 2019 at New England
- 5 (7x) Last: JK Scott, AFC Wild Card, Jan. 14, 2023 at Jacksonville

Most Yards, Career

- 2,330 Mike Scifres, 2003-13
- 587 John Kidd, 1990-94
- 474 Bryan Wagner, 1994

Most Yards, Game

- 324 John Kidd, AFC Divisional, Jan. 10, 1993 at Miami
- 316 Mike Scifres, AFC Wild Card, Jan. 3, 2009 vs. Indianapolis (OT)
- 297 Mike Scifres, AFC Wild Card, Jan. 17, 2010 vs. New York Jets

Longest Punt

- 67 Mike Scifres, AFC Wild Card, Jan. 3, 2009 vs. Indianapolis (OT)
- 66 Mike Scifres, AFC Divisional, Jan. 13, 2008 at Indianapolis
- 65 Darren Bennett, AFC Wild Card, Dec. 31, 1995 vs. Indianapolis

Highest, Career (minimum 4 punts)

- 45.2 John Kidd, 1990-94
- 44.8 Mike Scifres, 2003-13
- 43.9 John Hadl, 1962-72

Highest, Game (minimum 2 punts)

- 59.0 Mike Scifres, AFC Divisional, Jan. 13, 2008 at Indianapolis
- 54.5 Darren Bennett, AFC Wild Card, Dec. 31, 1995 vs. Indianapolis
- 52.7 Mike Scifres, AFC Wild Card, Jan. 3, 2009 vs. Indianapolis (OT)

PUNT RETURNS

Most Returns, Career

- 12 Darren Sproles, 2005-09
- 8 Mike Fuller, 1975-80
- 7 Eric Parker, 2002-06

Most Returns, Game

- 5 Eric Parker, AFC Divisional, Jan. 14, 2007 vs. New England
- 4 (2x) Last: Desmond King, AFC Wild Card, Jan. 6, 2019 at Baltimore
- 3 (6x) Last: Darren Sproles, AFC Wild Card, Jan. 3, 2009 vs. Indianapolis (OT)

Most Yards, Career

- 107 Darren Sproles, 2005-09
- 99 Mike Fuller, 1975-80
- 63 Wes Chandler, 1981-87

Most Yards, Game

- 72 Darren Sproles, AFC Wild Card, Jan. 3, 2009 vs. Indianapolis (OT)
- 56 Wes Chandler, AFC Divisional, Jan. 2, 1982 at Miami (OT)
- 46 Desmond King, AFC Wild Card, Jan. 6, 2019 at Baltimore

Longest Return

- 56t Wes Chandler, AFC Divisional, Jan. 2, 1982 at Miami (OT)
- 33 Desmond King, AFC Wild Card, Jan. 6, 2019 at Baltimore

Most Touchdowns, Career

- 1 Wes Chandler, 1981-87

KICKOFF RETURNS

Most Returns, Career

- 21 Darren Sproles, 2005-09
- 19 Andre Coleman, 1994-96
- 17 James Brooks, 1981-83

Most Returns, Game

- 8 Andre Coleman, Super Bowl XXIX, Jan. 29, 1995 vs. San Francisco
- 6 Andre Coleman, AFC Wild Card, Dec. 31, 1995 vs. Indianapolis
- 5 (6x) Last: Desmond King, AFC Divisional, Jan. 13, 2019 at New England

Most Yards, Career

- 537 Darren Sproles, 2005-09
- 483 Andre Coleman, 1994-96
- 283 James Brooks, 1981-83

Most Yards, Game

- 244 Andre Coleman, Super Bowl XXIX, Jan. 29, 1995 vs. San Francisco
- 164 Darren Sproles, AFC Divisional, Jan. 11, 2009 at Pittsburgh
- 147 Leslie "Speedy" Duncan, AFL Championship, Dec. 26, 1964 at Buffalo

Longest Return

- 98t Andre Coleman, Super Bowl XXIX, Jan. 29, 1995 vs. San Francisco
- 72 Desmond King, AFC Wild Card, Jan. 6, 2019 at Baltimore
- 63 Darren Sproles, AFC Divisional, Jan. 11, 2009 at Pittsburgh

Most Touchdowns, Career

- 1 Andre Coleman, 1994-96

SERVICE

Most Games

- 12 Antonio Gates, 2003-18
- David Binn, 1994-2010
- 11 Philip Rivers, 2004-19
- 10 Nick Hardwick, 2004-13
- Mike Scifres, 2004-13

TEAM POSTSEASON RECORDS

*NFL Record

POINTS

Most, Quarter

- 24 AFC Championship, Jan. 2, 1982 at Miami (1st Q)
- 21 AFL Championship,
Jan. 5, 1964 vs. Boston (1st Q)
- 17 AFC Wild Card, Jan. 14, 2023 at Jax. (1st Q)
- AFC Divisional, Jan. 10, 2014 at Den. (4th Q)

Most, Quarter, Opponent

- 21 AFC Divisional,
Jan. 13, 2019 at New England (2nd Q)
- AFC Divisional, Jan. 10, 1993 at Mia. (2nd Q)
- AFC Championship,
Jan. 11, 1981 vs. Oakland (1st Q)
- 20 AFC Second Round,
Jan. 16, 1983 at Miami (2nd Q)
- 14 (11x) Last: AFC Wild Card, Jan. 6, 2019 at Bal.

Most Quarter, Both Teams

- 33 AFC Second Round,
Jan. 16, 1983 at Miami (2nd Q)
- 28 (4x) Last: AFC Divisional,
Jan. 11, 2009 at Pittsburgh (4th Q)
- 25 AFC Wild Card, Jan. 6, 2019 at Bal. (4th Q)

Most, Game

- 51 AFL Championship, Jan. 5, 1964 vs. Boston
- 41 AFC Divisional, Jan. 2, 1982 at Miami (OT)
- 31 AFC First Round, Jan. 9, 1983 at Pittsburgh

Most, Game, Opponent

- 49 Super Bowl XXIX, Jan. 29, 1995 vs. S.F.
- 41 AFC Divisional, Jan. 13, 2019 at New England
- 38 AFC Divisional, Jan. 2, 1982 at Miami (OT)

Most, Game, Both Teams

- 79 AFC Divisional, Jan. 2, 1982 at Miami (OT)
- 75 Super Bowl XXIX, Jan. 29, 1995 vs. S.F.
- 69 AFC Divisional, Jan. 13, 2019 at New England

Fewest, Game

- 0 AFC Divisional, Jan. 10, 1993 at Miami
- AFL Championship, Dec. 26, 1965 vs. Buffalo
- 3 AFL Championship,
Dec. 24, 1961 vs. Houston Oilers
- 7 AFC Championship,
Jan. 10, 1982 at Cincinnati
- AFL Championship, Dec. 26, 1964 at Buffalo

Fewest, Game, Opponent

- 0 AFC Wild Card, Jan. 2, 1993 vs. Kansas City
- 6 AFC Wild Card, Jan. 6, 2008 vs. Tennessee
- 10 (3x) Last: AFC Wild Card,
Jan. 5, 2014 at Cincinnati

Fewest, Game, Both Teams

- 13 AFL Championship,
Dec. 24, 1961 vs. Houston Oilers
- 17 AFC Wild Card, Jan. 2, 1993 vs. Kansas City
- 23 (2x) Last: AFC Wild Card,
Jan. 6, 2008 vs. Tennessee

TOUCHDOWNS

Most, Game

- 7 AFL Championship, Jan. 5, 1964 vs. Boston
- 5 AFC Divisional, Jan. 2, 1982 at Miami (OT)
- 4 (3x) Last: AFC Divisional,
Jan. 13, 2019 at New England

Most, Game, Opponent

- 7 Super Bowl XXIX, Jan. 29, 1995 vs. S.F.
- 5 (4x) Last: AFC Divisional,
Jan. 13, 2019 at New England
- 4 (5x) Last: AFC Wild Card,
Jan. 14, 2023 at Jacksonville

Most, Game, Both Teams

- 10 Super Bowl XXIX, Jan. 29, 1995 vs. S.F.
- AFC Divisional, Jan. 2, 1982 at Miami (OT)
- 9 AFC Divisional, Jan. 13, 2019 at New England
- 8 (3x) Last: AFC Divisional,
Jan. 11, 2009 at Pittsburgh

POINTS AFTER TOUCHDOWN

Most, Game

- 6 AFL Championship, Jan. 5, 1964 vs. Boston
- 5 AFC Divisional, Jan. 2, 1982 at Miami (OT)
- 4 (2x) Last: AFC Divisional,
Jan. 13, 2008 at Indianapolis

Most, Game, Opponent

- 7 Super Bowl XXIX, Jan. 29, 1995 vs. S.F.
- 5 (4x) Last: AFC Divisional,
Jan. 13, 2019 at New England
- 4 (4x) Last: AFC Divisional,
Jan. 10, 1993 at Miami

Most, Game, Both Teams

- 10 Super Bowl XXIX, Jan. 29, 1995 vs. S.F.
- AFC Divisional, Jan. 2, 1982 at Miami (OT)
- 8 (2x) Last: AFC Divisional,
Jan. 11, 2009 at Pittsburgh
- 7 (5x) Last: AFC Divisional,
Jan. 13, 2019 at New England

Most Two-Point Conversions, Game

- 2 Super Bowl XXIX, Jan. 29, 1995 vs. S.F.
- 1 AFC Divisional, Jan. 13, 2019 at New England

Most Two-Point Conversions, Game, Opponent

- 1 AFC Wild Card, Jan. 14, 2023 at Jacksonville
- AFC Divisional, Jan. 14, 2007 vs. N.E.

FIELD GOALS

Most, Game

- 5 AFC Wild Card, Jan. 6, 2019 at Baltimore
- 4 AFC Championship, Jan. 20, 2008 at N.E.
- 3 AFC Wild Card, Jan. 14, 2023 at Jacksonville
- AFL Championship,
Jan. 1, 1961 at Houston Oilers

Most, Game, Opponent

- 4 AFC Championship, Jan. 20, 2008 at N.E.
- 3 (2x) Last: AFC Divisional,
Jan. 14, 2007 at New England
- 2 (7x) Last: AFC Divisional,
Jan. 13, 2019 at New England

Most, Game, Both Teams

- 6 AFC Wild Card, Jan. 6, 2019 at Baltimore
- 4 (4x) Last: AFC Wild Card,
Jan. 14, 2023 at Jacksonville
- 3 (7x) Last: AFC Wild Card,
Jan. 5, 2014 at Cincinnati

FIRST DOWNS

Most, Game

- 33 AFC Divisional, Jan. 2, 1982 at Miami (OT)
- 29 AFC First Round, Jan. 9, 1983 at Pittsburgh
- 28 AFC Divisional, Jan. 8, 1995 vs. Miami

Most, Game, Opponent

- 30 AFC Divisional, Jan. 13, 2019 at New England
- 29 AFC Second Round, Jan. 16, 1983 at Miami
- 28 Super Bowl XXIX, Jan. 29, 1995 vs. S.F.

Most, Game, Both Teams

- 58 AFC Divisional, Jan. 2, 1982 at Miami (OT)
- 55 AFC First Round, Jan. 9, 1983 at Pittsburgh
- 52 AFC Divisional, Jan. 13, 2019 at New England

Fewest, Game

- 10 AFC Divisional, Jan. 10, 1993 at Miami
- 12 AFL Championship, Dec. 26, 1965 vs. Buffalo
- 13 (2x) Last: AFC Divisional,
Jan. 12, 2014 at Denver

Fewest, Game, Opponent

- 11 AFC Wild Card, Jan. 6, 2019 at Baltimore
- 14 (3x) Last: AFC Divisional,
Jan. 17, 2010 vs. New York Jets
- 15 (2x) Last: AFC Wild Card,
Jan. 6, 2008 vs. Tennessee

Fewest, Game, Both Teams

- 25 AFC Wild Card, Jan. 6, 2019 at Baltimore
- 26 AFL Championship, Dec. 26, 1965 vs. Buffalo
- 28 AFC Divisional, Jan. 10, 1993 at Miami

FIRST DOWNS RUSHING

Most, Game

- 12 AFC Divisional, Jan. 14, 2007 at N.E.
- AFC Divisional, Jan. 8, 1995 vs. Miami
- 11 (5x) Last: AFC Wild Card,
Jan. 3, 2009 vs. Indianapolis (OT)
- 10 AFC Divisional, Jan. 2, 1982 at Miami (OT)

Most, Game, Opponent

- 15 AFC Second Round, Jan. 16, 1983 at Miami
- 13 (2x) Last: AFC Divisional,
Jan. 12, 2014 at Denver
- 12 (2x) Last: AFC Divisional,
Jan. 11, 2009 at Pittsburgh

Most, Game, Both Teams

- 20 AFC Second Round, Jan. 16, 1983 at Miami
- 19 (2x) Last: AFC Wild Card,
Jan. 5, 2014 at Cincinnati
- 17 (3x) Last: AFC Championship,
Jan. 20, 2008 at New England

Fewest, Game

- 1 (2x) Last: AFC Divisional,
Jan. 12, 2014 at Denver
- 2 (2x) Last: AFC Divisional,
Jan. 13, 2019 at New England
- 3 (2x) Last: AFC Wild Card,
Jan. 6, 2019 at Baltimore

Fewest, Game, Opponent

- 2 AFC Divisional, Jan. 8, 1995 vs. Miami
- 3 (3x) Last: AFC Divisional,
Jan. 14, 2007 at New England
- 4 (5x) Last: AFC Wild Card,
Jan. 6, 2019 at Baltimore

Fewest, Game, Both Teams

- 7 AFC Wild Card, Jan. 6, 2019 at Baltimore
- 8 (3x) Last: AFC Divisional,
Jan. 17, 2010 vs. New York Jets
- 9 AFC Wild Card, Jan. 14, 2023 at Jacksonville
- AFL Championship, Dec. 26, 1965 vs. Buffalo

FIRST DOWNS PASSING

Most, Game

- 21 AFC Divisional, Jan. 2, 1982 at Miami (OT)
- 20 AFC Wild Card, Dec. 31, 1995 vs. Indianapolis
- 19 AFC First Round, Jan. 9, 1983 at Pittsburgh

Most, Game, Opponent

- 21 AFC Divisional, Jan. 13, 2008 at Indianapolis
- AFC Divisional, Jan. 2, 1982 at Miami (OT)
- 20 AFC Wild Card, Jan. 5, 2014 at Cincinnati
- 19 AFC First Round, Jan. 9, 1983 at Pittsburgh

Most, Game, Both Teams

- 42 AFC Divisional, Jan. 2, 1982 at Miami (OT)
- 38 AFC First Round, Jan. 9, 1983 at Pittsburgh
- 35 AFC Divisional, Jan. 13, 2008 at Indianapolis

Fewest, Game

- 7 (5x) Last: AFC Divisional, Jan. 10, 1993 at Miami
- 8 (3x) Last: AFC Wild Card, Jan. 6, 2019 at Baltimore
- 9 (4x) Last: AFC Wild Card, Jan. 5, 2014 at Cincinnati

Fewest, Game, Opponent

- 5 AFC Divisional, Dec. 29, 1979 vs. Houston Oilers
- 6 AFC Divisional, Jan. 17, 2010 vs. N.Y. Jets
- 7 AFC Wild Card, Jan. 6, 2019 at Baltimore

Fewest, Game, Both Teams

- 15 (2x) Last: AFC Wild Card, Jan. 6, 2019 at Baltimore
- 16 (3x) Last: AFC Divisional, Jan. 10, 1993 at Miami
- 17 (2x) Last: AFC Wild Card, Jan. 2, 1993 vs. Kansas City

TOTAL NET YARDS GAINED

Most, Game

- 601 AFL Championship, Jan. 5, 1964 vs. Boston
- 564 AFC Divisional, Jan. 2, 1982 at Miami (OT)
- 479 AFC First Round, Jan. 9, 1983 at Pittsburgh

Most, Game, Opponent

- 498 AFC Divisional, Jan. 13, 2019 at New England
- 466 AFC Divisional, Jan. 2, 1982 at Miami (OT)
- 449 Super Bowl XXIX, Jan. 29, 1995 vs. S.F.

Most, Game, Both Teams

- 1,030 AFC Divisional, Jan. 2, 1982 at Miami (OT)
- 901 AFC First Round, Jan. 9, 1983 at Pittsburgh
- 862 AFL Championship, Jan. 5, 1964 vs. Boston

NET YARDS GAINED RUSHING

Most, Game

- 309 AFL Championship, Jan. 5, 1964 vs. Boston
- 202 AFC Wild Card, Jan. 8, 1995 vs. Miami
- 196 AFC Wild Card, Jan. 5, 2014 at Cincinnati

Most, Game, Opponent

- 219 AFL Championship, Dec. 26, 1964 vs. Buffalo
- 214 AFC Second Round, Jan. 16, 1983 at Miami
- 178 AFC Wild Card, Dec. 31, 1995 vs. Indianapolis

Most, Game, Both Teams

- 384 AFL Championship, Jan. 5, 1964 vs. Boston
- 343 AFL Championship, Dec. 26, 1964 vs. Buffalo
- 323 AFC Wild Card, Dec. 31, 1995 vs. Indianapolis

NET YARDS GAINED PASSING

Most, Game

- 415 AFC Divisional, Jan. 2, 1982 at Miami (OT)
- 351 AFC Championship, Jan. 11, 1981 vs. Oakland
- 333 AFC First Round, Jan. 9, 1983 at Pittsburgh

Most, Game, Opponent

- 402 AFC Divisional, Jan. 13, 2008 at Indianapolis
- 388 AFC Divisional, Jan. 2, 1982 at Miami (OT)
- 349 AFC Championship, Jan. 15, 1995 at Pit.

Most, Game, Both Teams

- 803 AFC Divisional, Jan. 2, 1982 at Miami (OT)
- 714 AFC Divisional, Jan. 13, 2008 at Indianapolis
- 659 AFC Divisional, Jan. 13, 2019 at New England

LEAGUE

STATS

2024 NATIONAL FOOTBALL LEAGUE

TEAM OFFENSIVE TOTALS

| CATEGORY | BAL | BUF | CIN | CLE | DEN | HOU | IND | JAX | KC | LAC | LV |
|----------------------------|--------|--------|-------|--------|--------|--------|-------|--------|--------|--------|--------|
| GAMES (W-L-T) | 12-5-0 | 13-4-0 | 9-8-0 | 3-14-0 | 10-7-0 | 10-7-0 | 8-9-0 | 4-13-0 | 15-2-0 | 11-6-0 | 4-13-0 |
| FIRST DOWNS | 393 | 360 | 376 | 303 | 315 | 308 | 315 | 298 | 350 | 316 | 310 |
| Rushing | 164 | 140 | 88 | 93 | 124 | 89 | 130 | 106 | 106 | 110 | 78 |
| Passing | 199 | 181 | 253 | 180 | 172 | 197 | 161 | 174 | 219 | 176 | 209 |
| Penalty | 30 | 39 | 35 | 30 | 19 | 22 | 24 | 18 | 25 | 30 | 23 |
| YDS GAINED (tot) | 7224 | 6105 | 6214 | 5114 | 5518 | 5435 | 5692 | 5206 | 5570 | 5513 | 5154 |
| Avg per Game | 424.9 | 359.1 | 365.5 | 300.8 | 324.6 | 319.7 | 334.8 | 306.2 | 327.7 | 324.3 | 303.2 |
| RUSHING (net) | 3189 | 2230 | 1574 | 1608 | 1908 | 1909 | 2331 | 1729 | 1790 | 1882 | 1357 |
| Avg per Game | 187.6 | 131.2 | 92.6 | 94.6 | 112.2 | 112.3 | 137.1 | 101.7 | 105.3 | 110.7 | 79.8 |
| Rushes | 554 | 491 | 380 | 391 | 461 | 434 | 496 | 414 | 450 | 463 | 380 |
| Yards per Rush | 5.8 | 4.5 | 4.1 | 4.1 | 4.1 | 4.4 | 4.7 | 4.2 | 4.0 | 4.1 | 3.6 |
| PASSING (net) | 4035 | 3875 | 4640 | 3506 | 3610 | 3526 | 3361 | 3477 | 3780 | 3631 | 3797 |
| Avg per Game | 237.4 | 227.9 | 272.9 | 206.2 | 212.4 | 207.4 | 197.7 | 204.5 | 222.4 | 213.6 | 223.4 |
| Attempts | 477 | 520 | 652 | 661 | 570 | 570 | 513 | 546 | 600 | 510 | 635 |
| Completions | 318 | 329 | 460 | 395 | 379 | 357 | 289 | 343 | 404 | 336 | 410 |
| Completion Pct | 66.7% | 63.3% | 70.6% | 59.8% | 66.5% | 62.6% | 56.3% | 62.8% | 67.3% | 65.9% | 64.6% |
| Yards Gained | 4189 | 3938 | 4918 | 3879 | 3808 | 3952 | 3599 | 3717 | 4046 | 3901 | 4117 |
| Sacked | 24 | 14 | 48 | 66 | 24 | 54 | 32 | 32 | 41 | 44 | 50 |
| Yards Lost | 154 | 63 | 278 | 373 | 198 | 426 | 238 | 240 | 266 | 270 | 320 |
| Had Intercepted | 4 | 6 | 9 | 23 | 12 | 12 | 19 | 15 | 11 | 3 | 16 |
| Yards Opp Ret | 63 | 92 | 72 | 374 | 44 | 76 | 142 | 82 | 130 | 17 | 178 |
| Opp TDs on Int | 0 | 0 | 1 | 3 | 0 | 0 | 1 | 0 | 0 | 0 | 1 |
| PUNTS | 55 | 55 | 53 | 89 | 77 | 77 | 68 | 68 | 62 | 72 | 67 |
| Avg Yards | 46.4 | 45.9 | 49.1 | 49.3 | 46.7 | 47.4 | 49.7 | 49.4 | 48.8 | 46.7 | 49.3 |
| PUNT RETURNS | 22 | 27 | 34 | 45 | 26 | 41 | 26 | 27 | 31 | 22 | 27 |
| Avg Return | 9.7 | 11.6 | 7.3 | 10.0 | 15.7 | 8.3 | 9.9 | 11.8 | 9.9 | 12.0 | 9.8 |
| Returned for TD | 0 | 0 | 0 | 0 | 0 | 0 | 0 | 1 | 0 | 0 | 0 |
| KICKOFF RETURNS | 30 | 24 | 39 | 41 | 13 | 24 | 22 | 29 | 29 | 21 | 23 |
| Avg Return | 27.0 | 25.9 | 29.1 | 24.8 | 28.0 | 30.1 | 29.3 | 25.7 | 27.1 | 27.7 | 29.6 |
| Returned for TD | 0 | 0 | 1 | 0 | 0 | 0 | 0 | 0 | 0 | 0 | 0 |
| PENALTIES | 132 | 112 | 101 | 119 | 108 | 119 | 93 | 99 | 94 | 96 | 96 |
| Yards Penalized | 1120 | 833 | 780 | 915 | 941 | 981 | 684 | 787 | 829 | 718 | 807 |
| FUMBLES BY | 19 | 11 | 24 | 20 | 14 | 14 | 20 | 19 | 10 | 20 | 18 |
| Fumbles Lost | 7 | 2 | 13 | 11 | 7 | 7 | 10 | 9 | 3 | 6 | 13 |
| Opp Fumbles | 16 | 28 | 19 | 16 | 19 | 22 | 20 | 8 | 21 | 11 | 15 |
| Opp Fumbles Lost | 5 | 16 | 10 | 8 | 10 | 10 | 9 | 3 | 7 | 6 | 3 |
| POSS. TIME (avg) | 30:57 | 29:51 | 30:35 | 30:13 | 29:46 | 30:54 | 27:49 | 26:56 | 30:56 | 30:40 | 29:21 |
| TOUCHDOWNS | 65 | 65 | 57 | 29 | 47 | 38 | 41 | 34 | 42 | 41 | 30 |
| Rushing | 21 | 32 | 11 | 8 | 12 | 15 | 20 | 13 | 15 | 17 | 10 |
| Passing | 41 | 30 | 43 | 19 | 30 | 20 | 20 | 19 | 26 | 23 | 19 |
| Returns | 3 | 3 | 3 | 2 | 5 | 3 | 1 | 2 | 1 | 1 | 1 |
| EXTRA POINT KICKS | 60/62 | 59/64 | 51/53 | 18/21 | 46/46 | 34/36 | 36/36 | 27/27 | 37/39 | 33/36 | 23/25 |
| 2-PT CONVERSIONS | 1/3 | 1/1 | 1/3 | 5/8 | 0/1 | 0/2 | 1/5 | 4/7 | 0/2 | 3/5 | 2/5 |
| FIELD GOALS MADE/ATTEMPTED | 22/30 | 24/29 | 25/33 | 18/27 | 31/34 | 36/42 | 31/37 | 27/29 | 32/37 | 39/42 | 34/40 |
| POINTS SCORED | 518 | 525 | 472 | 258 | 425 | 372 | 377 | 320 | 385 | 402 | 309 |

2024 NATIONAL FOOTBALL LEAGUE

TEAM DEFENSIVE TOTALS

| CATEGORY | BAL | BUF | CIN | CLE | DEN | HOU | IND | JAX | KC | LAC | LV |
|------------------------|-------|-------|-------|-------|-------|-------|-------|-------|-------|-------|-------|
| POINTS ALLOWED | 361 | 368 | 434 | 435 | 311 | 372 | 427 | 435 | 326 | 301 | 434 |
| OPP FIRST DOWNS | 330 | 356 | 361 | 303 | 327 | 313 | 343 | 389 | 328 | 311 | 323 |
| Rushing | 69 | 109 | 137 | 108 | 82 | 107 | 127 | 137 | 112 | 108 | 102 |
| Passing | 218 | 217 | 192 | 176 | 203 | 172 | 191 | 219 | 191 | 170 | 194 |
| Penalty | 43 | 30 | 32 | 19 | 42 | 34 | 25 | 33 | 25 | 33 | 27 |
| OPP YARDS GAINED (tot) | 5511 | 5806 | 5921 | 5816 | 5391 | 5355 | 6140 | 6629 | 5451 | 5514 | 5663 |
| Avg per Game | 324.2 | 341.5 | 348.3 | 342.1 | 317.1 | 315.0 | 361.2 | 389.9 | 320.7 | 324.4 | 333.1 |
| OPP RUSHING (net) | 1361 | 1963 | 2122 | 2205 | 1639 | 1938 | 2241 | 2254 | 1731 | 1997 | 1987 |
| Avg per Game | 80.1 | 115.5 | 124.8 | 129.7 | 96.4 | 114.0 | 131.8 | 132.6 | 101.8 | 117.5 | 116.9 |
| Rushes | 383 | 435 | 479 | 488 | 424 | 447 | 531 | 511 | 418 | 426 | 454 |
| Yards per Rush | 3.6 | 4.5 | 4.4 | 4.5 | 3.9 | 4.3 | 4.2 | 4.4 | 4.1 | 4.7 | 4.4 |
| OPP PASSING (net) | 4150 | 3843 | 3799 | 3611 | 3752 | 3417 | 3899 | 4375 | 3720 | 3517 | 3676 |
| Avg per Game | 244.1 | 226.1 | 223.5 | 212.4 | 220.7 | 201.0 | 229.4 | 257.4 | 218.8 | 206.9 | 216.2 |
| Pass Attempts | 625 | 578 | 573 | 511 | 606 | 554 | 545 | 580 | 569 | 565 | 561 |
| Pass Completions | 396 | 396 | 372 | 316 | 393 | 326 | 378 | 389 | 375 | 367 | 370 |
| Completion Pct | 63.4% | 68.5% | 64.9% | 61.8% | 64.9% | 58.8% | 69.4% | 67.1% | 65.9% | 65.0% | 66.0% |
| Yards Gained | 4468 | 4100 | 4016 | 3878 | 4112 | 3753 | 4142 | 4605 | 3970 | 3762 | 3989 |
| Sacked | 54 | 39 | 36 | 41 | 63 | 49 | 36 | 34 | 39 | 46 | 38 |
| Yards Lost | 318 | 257 | 217 | 267 | 360 | 336 | 243 | 230 | 250 | 245 | 313 |
| INTERCEPTED BY | 12 | 16 | 15 | 4 | 15 | 19 | 16 | 6 | 13 | 15 | 10 |
| Yards Returned | 102 | 145 | 249 | -2 | 430 | 275 | 105 | 41 | 102 | 173 | 130 |
| Returned for TD | 2 | 2 | 2 | 0 | 3 | 1 | 0 | 0 | 0 | 1 | 1 |
| OPP PUNT RETURNS | 21 | 23 | 26 | 40 | 29 | 25 | 32 | 28 | 25 | 28 | 26 |
| Avg Return | 7.8 | 9.3 | 8.8 | 13.3 | 8.7 | 4.8 | 12.7 | 9.0 | 10.1 | 9.6 | 11.3 |
| Returned for TD | 0 | 0 | 0 | 1 | 0 | 0 | 0 | 0 | 0 | 0 | 0 |
| OPP KICKOFF RETURNS | 28 | 25 | 20 | 25 | 22 | 42 | 13 | 10 | 26 | 26 | 24 |
| Avg Return | 28.4 | 30.8 | 24.5 | 28.0 | 27.5 | 26.8 | 34.8 | 27.4 | 28.5 | 28.6 | 24.8 |
| Returned for TD | 0 | 1 | 0 | 1 | 0 | 0 | 1 | 0 | 0 | 0 | 0 |
| OPP TOUCHDOWNS | 39 | 44 | 53 | 53 | 32 | 42 | 48 | 48 | 37 | 31 | 46 |
| Rushing | 12 | 13 | 20 | 22 | 10 | 11 | 18 | 19 | 13 | 7 | 14 |
| Passing | 27 | 28 | 30 | 26 | 22 | 31 | 27 | 29 | 24 | 24 | 29 |
| Returns | 0 | 3 | 3 | 5 | 0 | 0 | 3 | 0 | 0 | 0 | 3 |

2024 NATIONAL FOOTBALL LEAGUE

TEAM OFFENSIVE TOTALS

| CATEGORY | MIA | NE | NYJ | PIT | TEN | ARI | ATL | CAR | CHI | DAL | DET |
|----------------------------|-------|--------|--------|--------|--------|-------|-------|--------|--------|--------|--------|
| GAMES (W-L-T) | 8-9-0 | 4-13-0 | 5-12-0 | 10-7-0 | 3-14-0 | 8-9-0 | 8-9-0 | 5-12-0 | 5-12-0 | 7-10-0 | 15-2-0 |
| FIRST DOWNS | 345 | 301 | 314 | 318 | 309 | 356 | 359 | 293 | 296 | 327 | 410 |
| Rushing | 90 | 101 | 83 | 122 | 112 | 136 | 133 | 99 | 97 | 98 | 144 |
| Passing | 221 | 167 | 201 | 158 | 164 | 191 | 198 | 168 | 172 | 192 | 242 |
| Penalty | 34 | 33 | 30 | 38 | 33 | 29 | 28 | 26 | 27 | 37 | 24 |
| YDS GAINED (tot) | 5532 | 4964 | 5275 | 5430 | 5172 | 6090 | 6287 | 5066 | 4820 | 5567 | 6962 |
| Avg per Game | 325.4 | 292.0 | 310.3 | 319.4 | 304.2 | 358.2 | 369.8 | 298.0 | 283.5 | 327.5 | 409.5 |
| RUSHING (net) | 1795 | 1969 | 1561 | 2166 | 1855 | 2451 | 2219 | 1878 | 1734 | 1705 | 2488 |
| Avg per Game | 105.6 | 115.8 | 91.8 | 127.4 | 109.1 | 144.2 | 130.5 | 110.5 | 102.0 | 100.3 | 146.4 |
| Rushes | 448 | 446 | 363 | 533 | 450 | 463 | 495 | 410 | 431 | 429 | 534 |
| Yards per Rush | 4.0 | 4.4 | 4.3 | 4.1 | 4.1 | 5.3 | 4.5 | 4.6 | 4.0 | 4.0 | 4.7 |
| PASSING (net) | 3737 | 2995 | 3714 | 3264 | 3317 | 3639 | 4068 | 3188 | 3086 | 3862 | 4474 |
| Avg per Game | 219.8 | 176.2 | 218.5 | 192.0 | 195.1 | 214.1 | 239.3 | 187.5 | 181.5 | 227.2 | 263.2 |
| Attempts | 591 | 529 | 607 | 499 | 530 | 543 | 559 | 547 | 566 | 637 | 551 |
| Completions | 413 | 342 | 385 | 321 | 336 | 374 | 364 | 341 | 353 | 398 | 399 |
| Completion Pct | 69.9% | 64.7% | 63.4% | 64.3% | 63.4% | 68.9% | 65.1% | 62.3% | 62.4% | 62.5% | 72.4% |
| Yards Gained | 4036 | 3343 | 4016 | 3607 | 3621 | 3859 | 4283 | 3411 | 3552 | 4092 | 4718 |
| Sacked | 43 | 52 | 40 | 49 | 52 | 30 | 32 | 36 | 68 | 38 | 33 |
| Yards Lost | 299 | 348 | 302 | 343 | 304 | 220 | 215 | 223 | 466 | 230 | 244 |
| Had Intercepted | 10 | 11 | 11 | 6 | 21 | 11 | 19 | 15 | 7 | 14 | 12 |
| Yards Opp Ret | 176 | 120 | 229 | 88 | 295 | 138 | 274 | 234 | 60 | 213 | 55 |
| Opp TDs on Int | 1 | 1 | 2 | 2 | 4 | 1 | 1 | 1 | 0 | 1 | 0 |
| PUNTS | 57 | 70 | 63 | 68 | 75 | 54 | 47 | 74 | 82 | 62 | 45 |
| Avg Yards | 46.3 | 49.8 | 47.2 | 46.5 | 49.2 | 47.5 | 47.0 | 45.1 | 47.7 | 48.5 | 51.0 |
| PUNT RETURNS | 28 | 30 | 33 | 28 | 34 | 21 | 21 | 24 | 24 | 19 | 37 |
| Avg Return | 9.6 | 14.2 | 8.1 | 10.3 | 7.4 | 9.6 | 9.5 | 7.4 | 12.7 | 9.9 | 13.0 |
| Returned for TD | 0 | 0 | 0 | 1 | 0 | 0 | 0 | 0 | 1 | 1 | 1 |
| KICKOFF RETURNS | 26 | 26 | 29 | 25 | 40 | 25 | 30 | 42 | 27 | 34 | 15 |
| Avg Return | 29.0 | 25.5 | 30.3 | 23.0 | 27.0 | 28.4 | 26.4 | 25.2 | 28.4 | 32.1 | 31.4 |
| Returned for TD | 0 | 0 | 1 | 0 | 0 | 1 | 0 | 0 | 0 | 2 | 0 |
| PENALTIES | 114 | 111 | 137 | 102 | 132 | 92 | 99 | 118 | 110 | 128 | 107 |
| Yards Penalized | 926 | 916 | 1134 | 823 | 1030 | 806 | 828 | 947 | 867 | 922 | 988 |
| FUMBLES BY | 28 | 30 | 20 | 22 | 28 | 21 | 21 | 17 | 19 | 29 | 12 |
| Fumbles Lost | 11 | 12 | 8 | 11 | 13 | 9 | 5 | 7 | 9 | 14 | 3 |
| Opp Fumbles | 14 | 23 | 22 | 32 | 16 | 22 | 18 | 15 | 24 | 21 | 20 |
| Opp Fumbles Lost | 6 | 5 | 10 | 16 | 7 | 8 | 6 | 8 | 13 | 9 | 8 |
| POSS. TIME (avg) | 31:43 | 28:58 | 28:56 | 30:48 | 30:44 | 29:33 | 29:32 | 27:24 | 29:56 | 29:16 | 32:14 |
| TOUCHDOWNS | 34 | 30 | 40 | 37 | 33 | 42 | 43 | 40 | 36 | 33 | 70 |
| Rushing | 12 | 11 | 8 | 14 | 11 | 18 | 18 | 18 | 13 | 6 | 29 |
| Passing | 22 | 18 | 31 | 21 | 22 | 21 | 21 | 22 | 20 | 23 | 39 |
| Returns | 0 | 1 | 1 | 2 | 0 | 3 | 4 | 0 | 3 | 4 | 2 |
| EXTRA POINT KICKS | 26/28 | 25/26 | 28/31 | 35/35 | 28/28 | 36/37 | 38/38 | 33/35 | 25/26 | 30/30 | 64/67 |
| 2-PT CONVERSIONS | 2/5 | 3/4 | 5/9 | 0/2 | 3/4 | 3/5 | 2/4 | 1/3 | 3/10 | 1/3 | 1/2 |
| FIELD GOALS MADE/ATTEMPTED | 37/41 | 26/33 | 20/28 | 41/44 | 25/27 | 34/38 | 29/41 | 22/26 | 21/25 | 40/47 | 26/29 |
| POINTS SCORED | 345 | 289 | 338 | 380 | 311 | 400 | 389 | 341 | 310 | 350 | 564 |

2024 NATIONAL FOOTBALL LEAGUE

TEAM DEFENSIVE TOTALS

| CATEGORY | MIA | NE | NYJ | PIT | TEN | ARI | ATL | CAR | CHI | DAL | DET |
|------------------------|-------|-------|-------|-------|-------|-------|-------|-------|-------|-------|-------|
| POINTS ALLOWED | 364 | 417 | 404 | 347 | 460 | 379 | 423 | 534 | 370 | 468 | 342 |
| OPP FIRST DOWNS | 314 | 348 | 347 | 324 | 314 | 344 | 347 | 417 | 326 | 342 | 331 |
| Rushing | 97 | 127 | 129 | 108 | 118 | 124 | 131 | 179 | 129 | 141 | 86 |
| Passing | 190 | 189 | 171 | 193 | 157 | 200 | 200 | 205 | 177 | 175 | 198 |
| Penalty | 27 | 32 | 47 | 23 | 39 | 20 | 16 | 33 | 20 | 26 | 47 |
| OPP YARDS GAINED (tot) | 5345 | 5829 | 5334 | 5556 | 5291 | 5823 | 5868 | 6877 | 6022 | 6039 | 5820 |
| Avg per Game | 314.4 | 342.9 | 313.8 | 326.8 | 311.2 | 342.5 | 345.2 | 404.5 | 354.2 | 355.2 | 342.4 |
| OPP RUSHING (net) | 1763 | 2233 | 2059 | 1678 | 2277 | 2149 | 2051 | 3057 | 2317 | 2331 | 1672 |
| Avg per Game | 103.7 | 131.4 | 121.1 | 98.7 | 133.9 | 126.4 | 120.7 | 179.8 | 136.3 | 137.1 | 98.4 |
| Rushes | 405 | 507 | 504 | 412 | 503 | 465 | 458 | 592 | 485 | 482 | 369 |
| Yards per Rush | 4.4 | 4.4 | 4.1 | 4.1 | 4.5 | 4.6 | 4.5 | 5.2 | 4.8 | 4.8 | 4.5 |
| OPP PASSING (net) | 3582 | 3596 | 3275 | 3878 | 3014 | 3674 | 3817 | 3820 | 3705 | 3708 | 4148 |
| Avg per Game | 210.7 | 211.5 | 192.7 | 228.1 | 177.3 | 216.1 | 224.5 | 224.7 | 217.9 | 218.1 | 244.0 |
| Pass Attempts | 572 | 533 | 521 | 582 | 473 | 539 | 578 | 530 | 503 | 512 | 610 |
| Pass Completions | 365 | 346 | 327 | 382 | 314 | 370 | 404 | 360 | 325 | 349 | 373 |
| Completion Pct | 63.8% | 64.9% | 62.8% | 65.6% | 66.4% | 68.7% | 69.9% | 67.9% | 64.6% | 68.2% | 61.2% |
| Yards Gained | 3829 | 3749 | 3588 | 4151 | 3216 | 3930 | 4004 | 4043 | 3959 | 4045 | 4404 |
| Sacked | 35 | 28 | 43 | 40 | 32 | 41 | 31 | 32 | 40 | 52 | 37 |
| Yards Lost | 247 | 153 | 313 | 273 | 202 | 256 | 187 | 223 | 254 | 337 | 256 |
| INTERCEPTED BY | 10 | 7 | 7 | 17 | 11 | 9 | 12 | 9 | 11 | 13 | 16 |
| Yards Returned | 21 | 49 | 18 | 209 | 86 | 12 | 187 | 96 | 87 | 97 | 155 |
| Returned for TD | 0 | 0 | 0 | 0 | 0 | 0 | 3 | 0 | 1 | 1 | 1 |
| OPP PUNT RETURNS | 22 | 32 | 29 | 31 | 47 | 21 | 22 | 26 | 41 | 33 | 21 |
| Avg Return | 10.5 | 12.7 | 8.8 | 7.1 | 13.9 | 10.2 | 13.9 | 6.9 | 10.3 | 10.3 | 6.4 |
| Returned for TD | 0 | 1 | 0 | 0 | 1 | 0 | 0 | 0 | 0 | 0 | 0 |
| OPP KICKOFF RETURNS | 17 | 21 | 32 | 40 | 28 | 15 | 27 | 40 | 31 | 39 | 24 |
| Avg Return | 25.2 | 25.2 | 25.3 | 28.9 | 32.1 | 31.4 | 27.3 | 24.3 | 27.5 | 27.1 | 31.1 |
| Returned for TD | 0 | 0 | 0 | 0 | 0 | 0 | 0 | 0 | 0 | 0 | 0 |
| OPP TOUCHDOWNS | 36 | 47 | 42 | 39 | 55 | 40 | 47 | 61 | 37 | 55 | 37 |
| Rushing | 12 | 16 | 22 | 14 | 21 | 18 | 11 | 24 | 20 | 25 | 18 |
| Passing | 22 | 27 | 18 | 23 | 27 | 20 | 34 | 35 | 17 | 28 | 18 |
| Returns | 2 | 4 | 2 | 2 | 7 | 2 | 2 | 2 | 0 | 2 | 1 |

2024 NATIONAL FOOTBALL LEAGUE

TEAM OFFENSIVE TOTALS

| CATEGORY | GB | LAR | MIN | NO | NYG | PHI | SEA | SF | TB | WAS | NFL/Avg |
|----------------------------|--------|--------|--------|--------|--------|--------|--------|--------|--------|--------|---------|
| GAMES (W-L-T) | 11-6-0 | 10-7-0 | 14-3-0 | 5-12-0 | 3-14-0 | 14-3-0 | 10-7-0 | 6-11-0 | 10-7-0 | 12-5-0 | --- |
| FIRST DOWNS | 343 | 342 | 353 | 304 | 301 | 360 | 329 | 352 | 395 | 380 | 335.3 |
| Rushing | 142 | 119 | 100 | 111 | 104 | 164 | 88 | 120 | 137 | 154 | 115.1 |
| Passing | 171 | 192 | 210 | 167 | 170 | 168 | 211 | 204 | 224 | 192 | 190.8 |
| Penalty | 30 | 31 | 43 | 26 | 27 | 28 | 30 | 28 | 34 | 34 | 29.5 |
| YDS GAINED (tot) | 6303 | 5633 | 5898 | 5442 | 5011 | 6242 | 5647 | 6400 | 6793 | 6284 | 5736.3 |
| Avg per Game | 370.8 | 331.4 | 346.9 | 320.1 | 294.8 | 367.2 | 332.2 | 376.5 | 399.6 | 369.7 | 337.4 |
| RUSHING (net) | 2496 | 1765 | 1855 | 1954 | 1783 | 3048 | 1627 | 2163 | 2536 | 2619 | 2036.7 |
| Avg per Game | 146.8 | 103.8 | 109.1 | 114.9 | 104.9 | 179.3 | 95.7 | 127.2 | 149.2 | 154.1 | 119.8 |
| Rushes | 526 | 450 | 457 | 444 | 424 | 621 | 383 | 457 | 483 | 526 | 459.0 |
| Yards per Rush | 4.8 | 3.9 | 4.1 | 4.4 | 4.2 | 4.9 | 4.3 | 4.7 | 5.3 | 5.0 | 4.4 |
| PASSING (net) | 3807 | 3868 | 4043 | 3488 | 3228 | 3194 | 4020 | 4237 | 4257 | 3665 | 3699.7 |
| Avg per Game | 223.9 | 227.5 | 237.8 | 205.2 | 189.9 | 187.9 | 236.5 | 249.2 | 250.4 | 215.6 | 217.6 |
| Attempts | 479 | 559 | 548 | 551 | 591 | 448 | 593 | 533 | 571 | 525 | 556.6 |
| Completions | 308 | 367 | 364 | 340 | 366 | 303 | 413 | 349 | 408 | 365 | 363.4 |
| Completion Pct | 64.3% | 65.7% | 66.4% | 61.7% | 61.9% | 67.6% | 69.7% | 65.5% | 71.5% | 69.5% | 65.3% |
| Yards Gained | 3939 | 4096 | 4379 | 3730 | 3521 | 3517 | 4379 | 4424 | 4505 | 3932 | 3969.5 |
| Sacked | 22 | 31 | 49 | 37 | 48 | 45 | 54 | 36 | 40 | 50 | 41.1 |
| Yards Lost | 132 | 228 | 336 | 242 | 293 | 323 | 359 | 187 | 248 | 267 | 269.8 |
| Had Intercepted | 11 | 9 | 12 | 12 | 13 | 6 | 16 | 16 | 16 | 9 | 12.1 |
| Yards Opp Ret | 128 | 75 | 93 | 79 | 201 | 57 | 212 | 107 | 169 | 70 | 135.7 |
| Opp TDs on Int | 2 | 0 | 0 | 1 | 4 | 0 | 1 | 0 | 0 | 0 | 0.9 |
| PUNTS | 56 | 63 | 57 | 75 | 77 | 55 | 76 | 47 | 50 | 50 | 63.9 |
| Avg Yards | 46.1 | 44.6 | 45.7 | 44.0 | 44.6 | 47.9 | 49.4 | 44.2 | 43.7 | 46.9 | 47.3 |
| PUNT RETURNS | 19 | 18 | 24 | 24 | 30 | 28 | 25 | 32 | 21 | 25 | 27.3 |
| Avg Return | 8.3 | 8.9 | 6.8 | 12.5 | 7.6 | 9.2 | 7.4 | 9.2 | 7.6 | 10.4 | 9.9 |
| Returned for TD | 0 | 0 | 0 | 1 | 0 | 0 | 0 | 0 | 0 | 0 | 0.2 |
| KICKOFF RETURNS | 20 | 29 | 14 | 37 | 36 | 33 | 38 | 31 | 31 | 37 | 28.8 |
| Avg Return | 28.2 | 27.4 | 24.4 | 27.0 | 28.3 | 26.5 | 28.0 | 28.5 | 26.3 | 29.2 | 27.6 |
| Returned for TD | 0 | 0 | 0 | 0 | 1 | 0 | 1 | 0 | 0 | 0 | 0.2 |
| PENALTIES | 112 | 91 | 110 | 110 | 112 | 103 | 119 | 111 | 108 | 111 | 109.6 |
| Yards Penalized | 836 | 798 | 845 | 1003 | 928 | 793 | 987 | 843 | 839 | 960 | 887.9 |
| FUMBLES BY | 18 | 13 | 17 | 16 | 22 | 19 | 21 | 26 | 26 | 20 | 19.8 |
| Fumbles Lost | 8 | 5 | 9 | 7 | 10 | 9 | 8 | 11 | 7 | 7 | 8.5 |
| Opp Fumbles | 26 | 14 | 18 | 14 | 21 | 30 | 21 | 20 | 26 | 22 | 19.8 |
| Opp Fumbles Lost | 14 | 7 | 9 | 3 | 10 | 13 | 5 | 6 | 11 | 10 | 8.5 |
| POSS. TIME (avg) | 30:35 | 29:17 | 30:21 | 28:08 | 30:10 | 32:23 | 28:54 | 30:29 | 32:00 | 30:42 | 30:00 |
| TOUCHDOWNS | 52 | 41 | 47 | 37 | 30 | 54 | 43 | 42 | 59 | 55 | 43.3 |
| Rushing | 23 | 15 | 9 | 15 | 13 | 29 | 17 | 17 | 16 | 25 | 16.0 |
| Passing | 28 | 22 | 35 | 21 | 15 | 24 | 21 | 23 | 41 | 29 | 25.3 |
| Returns | 1 | 4 | 3 | 1 | 2 | 1 | 5 | 2 | 2 | 1 | 2.1 |
| EXTRA POINT KICKS | 46/46 | 32/36 | 45/46 | 31/33 | 22/23 | 47/48 | 37/40 | 38/40 | 54/56 | 45/47 | 95.8% |
| 2-PT CONVERSIONS | 3/6 | 0/4 | 0/1 | 1/4 | 1/7 | 3/6 | 0/3 | 0/2 | 1/3 | 4/6 | 40.7% |
| FIELD GOALS MADE/ATTEMPTED | 32/38 | 29/34 | 35/42 | 27/31 | 23/28 | 28/36 | 26/30 | 33/43 | 30/32 | 34/42 | 84.0% |
| POINTS SCORED | 460 | 367 | 432 | 338 | 273 | 463 | 375 | 389 | 502 | 485 | 389.5 |

2024 NATIONAL FOOTBALL LEAGUE

TEAM DEFENSIVE TOTALS

| CATEGORY | GB | LAR | MIN | NO | NYG | PHI | SEA | SF | TB | WAS | NFL/Avg |
|------------------------|-------|-------|-------|-------|-------|-------|-------|-------|-------|-------|---------|
| POINTS ALLOWED | 338 | 386 | 332 | 398 | 415 | 303 | 368 | 436 | 385 | 391 | 389.5 |
| OPP FIRST DOWNS | 327 | 342 | 325 | 354 | 331 | 293 | 329 | 321 | 336 | 335 | 335.3 |
| Rushing | 104 | 117 | 83 | 133 | 129 | 108 | 107 | 118 | 94 | 122 | 115.1 |
| Passing | 200 | 196 | 218 | 194 | 177 | 160 | 193 | 181 | 212 | 175 | 190.8 |
| Penalty | 23 | 29 | 24 | 27 | 25 | 25 | 29 | 22 | 30 | 38 | 29.5 |
| OPP YARDS GAINED (tot) | 5347 | 6003 | 5705 | 6459 | 5896 | 4732 | 5656 | 5396 | 5810 | 5558 | 5736.3 |
| Avg per Game | 314.5 | 353.1 | 335.6 | 379.9 | 346.8 | 278.4 | 332.7 | 317.4 | 341.8 | 326.9 | 337.4 |
| OPP RUSHING (net) | 1689 | 2210 | 1588 | 2404 | 2316 | 1771 | 2053 | 2118 | 1663 | 2337 | 2036.7 |
| Avg per Game | 99.4 | 130.0 | 93.4 | 141.4 | 136.2 | 104.2 | 120.8 | 124.6 | 97.8 | 137.5 | 119.8 |
| Rushes | 426 | 477 | 392 | 489 | 503 | 416 | 451 | 476 | 389 | 490 | 459.0 |
| Yards per Rush | 4.0 | 4.6 | 4.1 | 4.9 | 4.6 | 4.3 | 4.6 | 4.5 | 4.3 | 4.8 | 4.4 |
| OPP PASSING (net) | 3658 | 3793 | 4117 | 4055 | 3580 | 2961 | 3603 | 3278 | 4147 | 3221 | 3699.7 |
| Avg per Game | 215.2 | 223.1 | 242.2 | 238.5 | 210.6 | 174.2 | 211.9 | 192.8 | 243.9 | 189.5 | 217.6 |
| Pass Attempts | 565 | 542 | 637 | 591 | 503 | 542 | 569 | 516 | 630 | 496 | 556.6 |
| Pass Completions | 381 | 354 | 415 | 366 | 349 | 337 | 371 | 338 | 418 | 307 | 363.4 |
| Completion Pct | 67.4% | 65.3% | 65.2% | 61.9% | 69.4% | 62.2% | 65.2% | 65.5% | 66.4% | 61.9% | 65.3% |
| Yards Gained | 3959 | 4101 | 4459 | 4295 | 3869 | 3266 | 3930 | 3476 | 4464 | 3492 | 3969.5 |
| Sacked | 45 | 38 | 49 | 39 | 45 | 41 | 45 | 37 | 46 | 43 | 41.1 |
| Yards Lost | 301 | 308 | 342 | 240 | 289 | 305 | 327 | 198 | 317 | 271 | 269.8 |
| INTERCEPTED BY | 17 | 13 | 24 | 14 | 5 | 13 | 13 | 11 | 7 | 7 | 12.1 |
| Yards Returned | 288 | 145 | 140 | 169 | 52 | 166 | 268 | 167 | 28 | 153 | 135.7 |
| Returned for TD | 1 | 2 | 2 | 0 | 0 | 1 | 2 | 1 | 0 | 1 | 0.9 |
| OPP PUNT RETURNS | 20 | 24 | 28 | 28 | 26 | 24 | 31 | 19 | 21 | 24 | 27.3 |
| Avg Return | 11.5 | 8.8 | 6.8 | 7.6 | 10.5 | 7.5 | 9.2 | 13.7 | 13.0 | 6.2 | 9.9 |
| Returned for TD | 1 | 0 | 0 | 0 | 1 | 0 | 0 | 0 | 1 | 0 | 0.2 |
| OPP KICKOFF RETURNS | 49 | 13 | 14 | 57 | 16 | 29 | 40 | 31 | 23 | 73 | 28.8 |
| Avg Return | 27.0 | 29.3 | 28.5 | 26.0 | 28.9 | 28.6 | 27.9 | 28.6 | 27.2 | 26.5 | 27.6 |
| Returned for TD | 0 | 0 | 0 | 0 | 0 | 0 | 1 | 1 | 0 | 2 | 0.2 |
| OPP TOUCHDOWNS | 39 | 43 | 37 | 43 | 47 | 33 | 40 | 50 | 41 | 45 | 43.3 |
| Rushing | 13 | 13 | 12 | 20 | 18 | 9 | 11 | 24 | 13 | 18 | 16.0 |
| Passing | 23 | 29 | 24 | 19 | 23 | 22 | 26 | 25 | 27 | 25 | 25.3 |
| Returns | 3 | 1 | 1 | 4 | 6 | 2 | 3 | 1 | 1 | 2 | 2.1 |

2024 NATIONAL FOOTBALL LEAGUE

2024 NATIONAL FOOTBALL LEAGUE

AFC TEAM RANKINGS

| TEAM | OFFENSE | | | DEFENSE | | |
|------|---------|------|------|---------|------|------|
| | TOTAL | RUSH | PASS | TOTAL | RUSH | PASS |
| BAL | *1 | *1 | 2 | 7 | *1 | 15 |
| BUF | 3 | 3 | 3 | 11 | 7 | 12 |
| CIN | 2 | 14 | *1 | 14 | 11 | 11 |
| CLE | 15 | 13 | 11 | 12 | 12 | 7 |
| DEN | 7 | 7 | 9 | 5 | 2 | 10 |
| HOU | 9 | 6 | 10 | 4 | 6 | 3 |
| IND | 4 | 2 | 13 | 15 | 14 | 14 |
| JAX | 12 | 12 | 12 | 16 | 15 | 16 |
| KC | 5 | 11 | 5 | 6 | 4 | 9 |
| LAC | 8 | 8 | 8 | 8 | 9 | 4 |
| LV | 14 | 16 | 4 | 10 | 8 | 8 |
| MIA | 6 | 10 | 6 | 3 | 5 | 5 |
| NE | 16 | 5 | 16 | 13 | 13 | 6 |
| NYJ | 11 | 15 | 7 | 2 | 10 | 2 |
| PIT | 10 | 4 | 15 | 9 | 3 | 13 |
| TEN | 13 | 9 | 14 | 1 | 16 | 1 |

NFC TEAM RANKINGS

| TEAM | OFFENSE | | | DEFENSE | | |
|------|---------|------|------|---------|------|------|
| | Total | Rush | Pass | Total | Rush | Pass |
| ARI | 8 | 6 | 11 | 9 | 9 | 7 |
| ATL | 5 | 7 | 4 | 10 | 6 | 11 |
| CAR | 14 | 10 | 15 | 16 | 16 | 12 |
| CHI | 16 | 14 | 16 | 13 | 12 | 8 |
| DAL | 12 | 15 | 8 | 14 | 13 | 9 |
| DET | 1 | 5 | 1 | 8 | 3 | 16 |
| GB | 4 | 4 | 9 | 2 | 4 | 6 |
| LAR | 11 | 13 | 7 | 12 | 10 | 10 |
| MIN | 9 | 11 | 5 | 6 | 1 | 14 |
| NO | 13 | 9 | 12 | 15 | 15 | 13 |
| NYG | 15 | 12 | 13 | 11 | 11 | 4 |
| PHI | 7 | 1 | 14 | *1 | 5 | *1 |
| SEA | 10 | 16 | 6 | 5 | 7 | 5 |
| SF | 3 | 8 | 3 | 3 | 8 | 3 |
| TB | 2 | 3 | 2 | 7 | 2 | 15 |
| WAS | 6 | 2 | 10 | 4 | 14 | 2 |

t = Tied for position
 * = League Leader

2024 NATIONAL FOOTBALL LEAGUE

NFL TEAM RANKINGS

| TEAM | OFFENSE | | | DEFENSE | | |
|------|---------|------|------|---------|------|------|
| | TOTAL | RUSH | PASS | TOTAL | RUSH | PASS |
| ARI | 11 | 7 | 18 | 21 | 20 | 14 |
| ATL | 6 | 10 | 5 | 23 | 15 | 22 |
| BAL | *1 | *1 | 7 | 10 | *1 | 31 |
| BUF | 10 | 9 | 9 | 17 | 12 | 24 |
| CAR | 29 | 18 | 30 | 32 | 32 | 23 |
| CHI | 32 | 25 | 31 | 27 | 28 | 16 |
| CIN | 9 | 30 | *1 | 25 | 19 | 21 |
| CLE | 28 | 29 | 22 | 19 | 21 | 12 |
| DAL | 17 | 27 | 11 | 28 | 29 | 17 |
| DEN | 19 | 16 | 20 | 7 | 3 | 19 |
| DET | 2 | 6 | 2 | 20 | 5 | 30 |
| GB | 5 | 5 | 12 | 5 | 7 | 13 |
| HOU | 22 | 15 | 21 | 6 | 11 | 6 |
| IND | 13 | 8 | 25 | 29 | 24 | 26 |
| JAX | 25 | 26 | 24 | 31 | 25 | 32 |
| KC | 16 | 22 | 14 | 9 | 8 | 18 |
| LAC | 20 | 17 | 19 | 11 | 14 | 7 |
| LAR | 15 | 24 | 10 | 26 | 22 | 20 |
| LV | 27 | 32 | 13 | 15 | 13 | 15 |
| MIA | 18 | 21 | 15 | 4 | 9 | 9 |
| MIN | 12 | 19t | 6 | 16 | 2 | 28 |
| NE | 31 | 13 | 32 | 22 | 23 | 10 |
| NO | 21 | 14 | 23 | 30 | 31 | 27 |
| NYG | 30 | 23 | 28 | 24 | 27 | 8 |
| NYJ | 24 | 31 | 16 | 3 | 17 | 4 |
| PHI | 8 | 2 | 29 | *1 | 10 | *1 |
| PIT | 23 | 11 | 27 | 12 | 6 | 25 |
| SEA | 14 | 28 | 8 | 14 | 16 | 11 |
| SF | 4 | 12 | 4 | 8 | 18 | 5 |
| TB | 3 | 4 | 3 | 18 | 4 | 29 |
| TEN | 26 | 19t | 26 | 2 | 26 | 2 |
| WAS | 7 | 3 | 17 | 13 | 30 | 3 |

t = Tied for position

* = League Leader

2024 NATIONAL FOOTBALL LEAGUE

AFC TEAM OFFENSE RANK

| TEAM | (A) | (B) | (C) | (D) | (E) | (F) | (G) | (H) | (I) | (J) | (K) | (L) | (M) | (N) | (O) | (P) | (Q) |
|------|-----|-----|-----|-----|-----|-----|-----|-----|-----|-----|-----|-----|-----|-----|-----|-----|-----|
| BAL | 1 | 1 | 1 | 1 | 2 | 1 | 2 | 3 | 1 | 2 | 11 | 11 | 10 | 14 | 12 | 2 | 14 |
| BUF | 3 | 2 | 3 | 3 | 3 | 2 | 3 | 1 | 3 | 4 | 1 | 5 | 12 | 16 | 15 | 1 | 11 |
| CIN | 2 | 3 | 14 | 8 | 1 | 3 | 5 | 9 | 2 | 3 | 12 | 16 | 5 | 7 | 3 | 3 | 13 |
| CLE | 15 | 16 | 13 | 11 | 11 | 16 | 14 | 16 | 14 | 16 | 9 | 7 | 15 | 5 | 10 | 16 | 16 |
| DEN | 7 | 7 | 7 | 9 | 9 | 6 | 10t | 2 | 8t | 6 | 3 | 1 | 7 | 11 | 6 | 4 | 5 |
| HOU | 9 | 9 | 6 | 5 | 10 | 13 | 10t | 12 | 13 | 11 | 5 | 13 | 2 | 9 | 2 | 9 | 8 |
| IND | 4 | 4 | 2 | 2 | 13 | 5 | 15 | 5 | 8t | 9 | 6 | 9 | 4 | 2 | 4 | 8 | 10 |
| JAX | 12 | 6 | 12 | 7 | 12 | 7 | 13 | 4 | 16 | 12 | 10 | 4 | 13 | 3 | 1 | 12 | 2 |
| KC | 5 | 11 | 11 | 15 | 5 | 9 | 8 | 7 | 4 | 1 | 2 | 8 | 9 | 8 | 8 | 6 | 7 |
| LAC | 8 | 5 | 8 | 12 | 8 | 4 | 1 | 11 | 7 | 5 | 4 | 3 | 8 | 12 | 7 | 5 | 3 |
| LV | 14 | 14 | 16 | 16 | 4 | 14 | 12 | 10 | 11 | 15 | 8 | 10 | 3 | 4 | 5 | 14 | 9 |
| MIA | 6 | 10 | 10 | 14 | 6 | 10 | 6 | 8 | 5 | 13 | 13 | 12 | 6 | 15 | 14 | 10 | 6 |
| NE | 16 | 15 | 5 | 4 | 16 | 15 | 9 | 15 | 15 | 14 | 7 | 2 | 14 | 1 | 11 | 15 | 12 |
| NYJ | 11 | 8 | 15 | 6 | 7 | 11 | 7 | 6 | 10 | 7 | 14 | 14 | 1 | 10 | 13 | 11 | 15 |
| PIT | 10 | 12 | 4 | 13 | 15 | 8 | 4 | 14 | 6 | 8 | 16 | 6 | 16 | 13 | 9 | 7 | 1 |
| TEN | 13 | 13 | 9 | 10 | 14 | 12 | 16 | 13 | 12 | 10 | 15 | 15 | 11 | 6 | 16 | 13 | 4 |

AFC TEAM DEFENSE RANK

| TEAM | (A) | (B) | (C) | (D) | (E) | (F) | (G) | (H) | (I) | (J) | (K) | (L) | (M) | (N) | (O) | (P) | (Q) | (R) | (S) |
|------|-----|-----|-----|-----|-----|-----|-----|-----|-----|-----|-----|-----|-----|-----|-----|-----|-----|-----|-----|
| BAL | 7 | 4 | 1 | 1 | 15 | 7 | 10 | 3 | 10 | 9 | 1 | 3 | 10 | 4 | 13 | 5 | 12t | 1t | 1 |
| BUF | 11 | 13 | 7 | 13 | 12 | 10 | 4 | 11 | 14 | 15 | 7 | 8 | 14 | 10 | 5 | 7 | 6 | 1t | 2 |
| CIN | 14 | 11 | 11 | 12 | 11 | 12 | 6 | 13 | 15 | 11 | 10 | 5 | 1 | 13 | 14 | 12t | 8 | 6 | 3 |
| CLE | 12 | 15 | 12 | 14 | 7 | 14 | 16 | 6 | 1 | 5 | 2 | 15 | 9 | 8 | 4 | 14t | 1 | 16 | 14 |
| DEN | 5 | 1 | 2 | 2 | 10 | 1 | 7 | 1 | 8 | 6 | 8 | 4 | 8 | 14 | 7 | 2 | 12t | 3 | 5 |
| HOU | 4 | 3 | 6 | 7 | 3 | 2 | 1 | 2 | 3 | 4 | 12 | 1 | 6 | 15 | 15 | 8 | 16 | 8 | 7 |
| IND | 15 | 14 | 14 | 6 | 14 | 15 | 2 | 12 | 11 | 16 | 5t | 13 | 16 | 7 | 8 | 11 | 5 | 10 | 12 |
| JAX | 16 | 16 | 15 | 11 | 16 | 16 | 15 | 15 | 16 | 12 | 9 | 7 | 7 | 11 | 9 | 14t | 9 | 12 | 16 |
| KC | 6 | 7 | 4 | 5 | 9 | 8 | 9 | 8 | 9 | 13t | 4 | 10 | 11 | 9 | 10 | 3 | 3 | 5 | 6 |
| LAC | 8 | 8 | 9 | 16 | 4 | 3 | 5 | 5 | 2 | 2 | 11 | 9 | 12 | 16 | 16 | 1 | 2 | 4 | 8 |
| LV | 10 | 10 | 8 | 9 | 8 | 9 | 11 | 9 | 6 | 8 | 15t | 12 | 2 | 2 | 2 | 12t | 14 | 13 | 13 |
| MIA | 3 | 6 | 5 | 8 | 5 | 5 | 12 | 14 | 4t | 3 | 3 | 11 | 4 | 12 | 11 | 6 | 10t | 9 | 4 |
| NE | 13 | 12 | 13 | 10 | 6 | 13 | 14 | 16 | 13 | 13t | 5t | 14 | 3 | 1 | 1 | 10 | 10t | 14 | 15 |
| NYJ | 2 | 2 | 10 | 4 | 2 | 4 | 13 | 4 | 12 | 7 | 14 | 6 | 5 | 3 | 6 | 9 | 15 | 11 | 9 |
| PIT | 9 | 9 | 3 | 3 | 13 | 11 | 3 | 7 | 7 | 1 | 13 | 2 | 13 | 5 | 3 | 4 | 4 | 7 | 11 |
| TEN | 1 | 5 | 16 | 15 | 1 | 6 | 8 | 10 | 4t | 10 | 15t | 16 | 15 | 6 | 12 | 16 | 7 | 15 | 10 |

- (A) Total Yards per Game
- (B) Total Yards per Play
- (C) Rushing Yards per Game
- (D) Rushing Yards per Attempt
- (E) Passing Net Yards per Game
- (F) Passing Net Yards per Play
- (G) Passing, Percent Had Intercepted
- (H) Sacks per Pass Play
- (I) First Downs per Game
- (J) Third Down Efficiency

- (K) Fourth Down Efficiency
- (L) Punt Return Average
- (M) Kickoff Return Average
- (N) Gross Punting Average
- (O) Net Punting Average
- (P) Points per Game
- (Q) Field Goal Percentage
- (R) Points per Game Differential (combined offense/defense)
- (S) Net Yards per Game Differential (combined offense/defense)

2024 NATIONAL FOOTBALL LEAGUE

NFC TEAM OFFENSE RANK

| TEAM | (A) | (B) | (C) | (D) | (E) | (F) | (G) | (H) | (I) | (J) | (K) | (L) | (M) | (N) | (O) | (P) | (Q) |
|------|-----|-----|-----|-----|-----|-----|-----|-----|-----|-----|-----|-----|-----|-----|-----|-----|-----|
| ARI | 8 | 5 | 6 | 1 | 11 | 10 | 5 | 2 | 6 | 4 | 15 | 6 | 6 | 6 | 4 | 7 | 3 |
| ATL | 5 | 6 | 7 | 9 | 4 | 5 | 16 | 4 | 5 | 9 | 3 | 7 | 13 | 7 | 14 | 8t | 16 |
| CAR | 14 | 13 | 10 | 8 | 15 | 14 | 13 | 7 | 16 | 13 | 13 | 15 | 15 | 11 | 7 | 13 | 8 |
| CHI | 16 | 16 | 14 | 14 | 16 | 16 | 1 | 16 | 15 | 16 | 7 | 2 | 5 | 5 | 8 | 15 | 10 |
| DAL | 12 | 14 | 15 | 15 | 8 | 13 | 9 | 5 | 12 | 11 | 16 | 5 | 1 | 3 | 6 | 12 | 7 |
| DET | 1 | 2 | 5 | 7 | 1 | 1 | 6t | 6 | 1 | 2 | 4t | 1 | 2 | 1 | 1 | 1 | 2 |
| GB | 4 | 4 | 4 | 5 | 9 | 2 | 11 | 1 | 9 | 8 | 11t | 11 | 8 | 9 | 13 | 5 | 9 |
| LAR | 11 | 11 | 13 | 16 | 7 | 7 | 3 | 3 | 10 | 12 | 4t | 10 | 10 | 13 | 9 | 11 | 6 |
| MIN | 9 | 9 | 11 | 13 | 5 | 6 | 8 | 12 | 7 | 7 | 14 | 16 | 16 | 10 | 10 | 6 | 11 |
| NO | 13 | 12 | 9 | 10 | 12 | 12 | 6t | 8 | 13 | 15 | 8 | 3 | 11 | 15 | 11 | 14 | 4 |
| NYG | 15 | 15 | 12 | 12 | 13 | 15 | 10 | 11 | 14 | 14 | 9 | 12 | 7 | 12 | 12 | 16 | 12 |
| PHI | 7 | 8 | 1 | 4 | 14 | 8 | 2 | 15 | 4 | 6 | 2 | 9 | 12 | 4 | 5 | 4 | 14 |
| SEA | 10 | 10 | 16 | 11 | 6 | 11 | 12 | 13 | 11 | 10 | 10 | 14 | 9 | 2 | 2 | 10 | 5 |
| SF | 3 | 1 | 8 | 6 | 3 | 3 | 15 | 9 | 8 | 5 | 11t | 8 | 4 | 14 | 15 | 8t | 15 |
| TB | 2 | 3 | 3 | 2 | 2 | 4 | 14 | 10 | 2 | 1 | 6 | 13 | 14 | 16 | 16 | 2 | 1 |
| WAS | 6 | 7 | 2 | 3 | 10 | 9 | 4 | 14 | 3 | 3 | 1 | 4 | 3 | 8 | 3 | 3 | 13 |

NFC TEAM DEFENSE RANK

| TEAM | (A) | (B) | (C) | (D) | (E) | (F) | (G) | (H) | (I) | (J) | (K) | (L) | (M) | (N) | (O) | (P) | (Q) | (R) | (S) |
|------|-----|-----|-----|-----|-----|-----|-----|-----|-----|-----|-----|-----|-----|-----|-----|-----|-----|-----|-----|
| ARI | 9 | 9 | 9 | 10 | 7 | 9 | 13 | 8 | 13 | 14 | 9 | 9 | 16 | 14 | 14 | 7 | 12 | 7 | 8 |
| ATL | 10 | 8 | 6 | 6 | 11 | 8 | 11 | 16 | 14 | 15 | 7 | 16 | 7 | 3 | 2 | 13 | 16 | 10 | 7 |
| CAR | 16 | 16 | 16 | 16 | 12 | 15 | 12 | 15 | 16 | 16 | 10t | 4 | 1 | 5 | 7 | 16 | 10 | 16 | 16 |
| CHI | 13 | 15 | 12 | 13 | 8 | 16 | 9 | 5 | 4 | 7 | 3 | 10 | 8 | 10 | 4 | 6 | 11 | 12t | 15 |
| DAL | 14 | 14 | 13 | 14 | 9 | 14 | 4 | 1 | 11t | 4 | 16 | 11 | 5 | 7 | 6 | 15 | 14 | 14 | 12 |
| DET | 8 | 12 | 3 | 7 | 16 | 10 | 3 | 14 | 7t | 1 | 2 | 2 | 15 | 15 | 5 | 4 | 6t | 1 | 2 |
| GB | 2 | 2 | 4 | 1 | 6 | 5 | 2 | 4 | 5 | 6 | 10t | 13 | 4 | 12 | 13 | 3 | 8 | 3 | 5 |
| LAR | 12 | 11 | 10 | 11 | 10 | 13 | 5t | 12 | 11t | 11 | 6 | 7 | 14 | 9 | 10 | 9 | 13 | 9 | 11 |
| MIN | 6 | 4 | 1 | 2 | 14 | 6 | 1 | 7 | 3 | 3 | 1 | 3 | 10 | 13 | 15 | 2 | 2 | 5 | 9 |
| NO | 15 | 13 | 15 | 15 | 13 | 11 | 7 | 13 | 15 | 12 | 5 | 6 | 2 | 1 | 1 | 11 | 5 | 12t | 14 |
| NYG | 11 | 10 | 11 | 9 | 4 | 12 | 16 | 2 | 7t | 10 | 8 | 12 | 13 | 11 | 9 | 12 | 4 | 15 | 13 |
| PHI | 1 | 1 | 5 | 3 | 1 | 1 | 5t | 9 | 1 | 2 | 12t | 5 | 11 | 4 | 8 | 1 | 3 | 2 | 1 |
| SEA | 5 | 5 | 7 | 8 | 5 | 2 | 8 | 6 | 6 | 5 | 4 | 8 | 9 | 6 | 12 | 5 | 9 | 8 | 10 |
| SF | 3 | 3 | 8 | 5 | 3 | 3 | 10 | 11 | 2 | 13 | 14 | 15 | 12 | 16 | 16 | 14 | 15 | 11 | 3 |
| TB | 7 | 7 | 2 | 4 | 15 | 7 | 15 | 10 | 10 | 8 | 12t | 14 | 6 | 2 | 3 | 8 | 1 | 4 | 4 |
| WAS | 4 | 6 | 14 | 12 | 2 | 4 | 14 | 3 | 9 | 9 | 15 | 1 | 3 | 8 | 11 | 10 | 6t | 6 | 6 |

- (A) Total Yards per Game
- (B) Total Yards per Play
- (C) Rushing Yards per Game
- (D) Rushing Yards per Attempt
- (E) Passing Net Yards per Game
- (F) Passing Net Yards per Play
- (G) Passing, Percent Had Intercepted
- (H) Sacks per Pass Play
- (I) First Downs per Game
- (J) Third Down Efficiency

- (K) Fourth Down Efficiency
- (L) Punt Return Average
- (M) Kickoff Return Average
- (N) Gross Punting Average
- (O) Net Punting Average
- (P) Points per Game
- (Q) Field Goal Percentage
- (R) Points per Game Differential (combined offense/defense)
- (S) Net Yards per Game Differential (combined offense/defense)

2024 NATIONAL FOOTBALL LEAGUE

NFL TEAM OFFENSE RANK

| TEAM | (A) | (B) | (C) | (D) | (E) | (F) | (G) | (H) | (I) | (J) | (K) | (L) | (M) | (N) | (O) | (P) | (Q) |
|------|-----|-----|-----|-----|-----|-----|-----|-----|-----|-----|-----|-----|-----|-----|-----|-----|-----|
| BAL | 1 | 1 | 1 | 1 | 7 | 1 | 2 | 4 | 3 | 3 | 20 | 16 | 20 | 22 | 20 | 3 | 29 |
| BUF | 10 | 6 | 9 | 11 | 9 | 5 | 3 | 1 | 6t | 7 | 2 | 8 | 26 | 25 | 28 | 2 | 22 |
| CIN | 9 | 9 | 30 | 20 | 1 | 9 | 7 | 19 | 5 | 5 | 21t | 31 | 8 | 9 | 6 | 6 | 28 |
| CLE | 28 | 31 | 29 | 23 | 22 | 32 | 30 | 30 | 27 | 32 | 17 | 11 | 30 | 7 | 17 | 32 | 32 |
| DEN | 19 | 19 | 16 | 21 | 20 | 17 | 15t | 2 | 20t | 13 | 5 | 1 | 16 | 19 | 10 | 10 | 6 |
| HOU | 22 | 21 | 15 | 15 | 21 | 26 | 15t | 25 | 25 | 20 | 11 | 24 | 4 | 15 | 3 | 19 | 13 |
| IND | 13 | 14 | 8 | 8 | 25 | 16 | 31 | 11 | 20t | 18 | 12 | 14 | 6 | 3 | 8 | 17 | 20 |
| JAX | 25 | 18 | 26 | 19 | 24 | 18 | 26 | 8 | 30 | 22 | 19 | 7 | 27 | 5 | 2 | 26 | 3 |
| KC | 16 | 23 | 22 | 29 | 14 | 21 | 12 | 16 | 12 | 2 | 3 | 12 | 19 | 10 | 15 | 15 | 12 |
| LAC | 20 | 15 | 17 | 24 | 19 | 11 | 1 | 22 | 19 | 11 | 10 | 6 | 17 | 20 | 14 | 11 | 4 |
| LV | 27 | 28 | 32 | 32 | 13 | 27 | 23 | 20 | 23 | 30 | 15 | 15 | 5 | 6 | 9 | 29 | 16 |
| MIA | 18 | 22 | 21 | 28 | 15 | 22 | 9 | 18 | 13 | 25 | 25 | 18 | 9 | 23 | 24 | 22 | 7 |
| NE | 31 | 29 | 13 | 13 | 32 | 29 | 14 | 29 | 28t | 29 | 14 | 2 | 28 | 2 | 18 | 30 | 25 |
| NYJ | 24 | 20 | 31 | 16 | 16 | 23 | 11 | 13 | 22 | 14 | 29 | 25 | 3 | 16 | 21 | 24t | 30 |
| PIT | 23 | 26 | 11 | 25 | 27 | 19 | 4 | 28 | 18 | 15t | 31 | 10 | 32 | 21 | 16 | 16 | 2 |
| TEN | 26 | 27 | 19t | 22 | 26 | 25 | 32 | 27 | 24 | 19 | 30 | 28 | 22 | 8 | 30 | 27 | 5 |
| ARI | 11 | 7 | 7 | 2 | 18 | 14 | 13 | 5 | 9 | 8 | 28 | 17 | 12 | 14 | 7 | 12 | 9 |
| ATL | 6 | 8 | 10 | 12 | 5 | 7 | 29 | 7 | 8 | 17 | 6 | 19 | 24 | 17 | 29 | 13t | 31 |
| CAR | 29 | 24 | 18 | 10 | 30 | 28 | 25 | 12 | 32 | 26 | 26 | 30 | 29 | 27 | 13 | 23 | 17 |
| CHI | 32 | 32 | 25 | 27 | 31 | 31 | 5 | 32 | 31 | 31 | 13 | 4 | 11 | 13 | 19 | 28 | 19 |
| DAL | 17 | 25 | 27 | 30 | 11 | 24 | 20 | 9 | 17 | 23 | 32 | 13 | 1 | 11 | 12 | 21 | 15 |
| DET | 2 | 3 | 6 | 9 | 2 | 2 | 17t | 10 | 1 | 4 | 7t | 3 | 2 | 1 | 1 | 1 | 8 |
| GB | 5 | 5 | 5 | 6 | 12 | 3 | 22 | 3 | 14 | 15t | 23t | 23 | 14 | 24 | 27 | 8 | 18 |
| LAR | 15 | 16 | 24 | 31 | 10 | 10 | 8 | 6 | 15 | 24 | 7t | 22 | 18 | 29 | 22 | 20 | 14 |
| MIN | 12 | 12 | 19t | 26 | 6 | 8 | 19 | 23 | 10 | 12 | 27 | 32 | 31 | 26 | 23 | 9 | 21 |
| NO | 21 | 17 | 14 | 14 | 23 | 20 | 17t | 14 | 26 | 28 | 16 | 5 | 21 | 31 | 25 | 24t | 10 |
| NYG | 30 | 30 | 23 | 18 | 28 | 30 | 21 | 21 | 28t | 27 | 18 | 26 | 13 | 28 | 26 | 31 | 23 |
| PHI | 8 | 11 | 2 | 5 | 29 | 12 | 6 | 31 | 6t | 10 | 4 | 21 | 23 | 12 | 11 | 7 | 26 |
| SEA | 14 | 13 | 28 | 17 | 8 | 15 | 24 | 24 | 16 | 21 | 21t | 29 | 15 | 4 | 4 | 18 | 11 |
| SF | 4 | 2 | 12 | 7 | 4 | 4 | 28 | 15 | 11 | 9 | 23t | 20 | 10 | 30 | 31 | 13t | 27 |
| TB | 3 | 4 | 4 | 3 | 3 | 6 | 27 | 17 | 2 | 1 | 9 | 27 | 25 | 32 | 32 | 4 | 1 |
| WAS | 7 | 10 | 3 | 4 | 17 | 13 | 10 | 26 | 4 | 6 | 1 | 9 | 7 | 18 | 5 | 5 | 24 |

- (A) Total Yards per Game
- (B) Total Yards per Play
- (C) Rushing Yards per Game
- (D) Rushing Yards per Attempt
- (E) Passing Net Yards per Game
- (F) Passing Net Yards per Play
- (G) Passing, Percent Had Intercepted
- (H) Sacks per Pass Play
- (I) First Downs per Game

- (J) Third Down Efficiency
- (K) Fourth Down Efficiency
- (L) Punt Return Average
- (M) Kickoff Return Average
- (N) Gross Punting Average
- (O) Net Punting Average
- (P) Points per Game
- (Q) Field Goal Percentage

2024 NATIONAL FOOTBALL LEAGUE

NFL TEAM DEFENSE RANK

| TEAM | (A) | (B) | (C) | (D) | (E) | (F) | (G) | (H) | (I) | (J) | (K) | (L) | (M) | (N) | (O) | (P) | (Q) | (R) | (S) |
|------|-----|-----|-----|-----|-----|-----|-----|-----|-----|-----|-----|-----|-----|-----|-----|-----|-----|-----|-----|
| BAL | 10 | 6 | 1 | 1 | 31 | 13 | 21 | 6 | 16 | 18 | 3 | 9 | 19 | 15 | 24 | 9 | 22t | 3t | 1 |
| BUF | 17 | 21 | 12 | 19 | 24 | 17 | 6 | 23 | 29 | 29 | 13 | 16 | 28 | 22 | 9 | 11t | 11t | 3t | 9 |
| CIN | 25 | 17 | 19 | 16 | 21 | 19 | 9 | 26 | 30 | 23 | 19 | 11 | 2 | 26 | 29 | 25t | 15 | 12 | 10 |
| CLE | 19 | 24 | 21 | 20 | 12 | 27 | 32 | 9 | 2 | 8 | 4 | 29 | 18 | 20 | 8 | 27t | 1 | 31 | 26 |
| DEN | 7 | 2 | 3 | 2 | 19 | 2 | 11 | 1 | 12t | 11 | 14 | 10 | 15 | 27 | 14 | 3 | 22t | 7 | 14 |
| HOU | 6 | 4 | 11 | 11 | 6 | 3 | 2 | 4 | 4 | 7 | 25t | 1 | 9 | 29 | 31 | 14 | 29 | 16 | 16 |
| IND | 29 | 22 | 24 | 8 | 26 | 29 | 4 | 24 | 23 | 30 | 10t | 26 | 32 | 19 | 15 | 24 | 10 | 21 | 23 |
| JAX | 31 | 31 | 25 | 15 | 32 | 32 | 30 | 30 | 31 | 25 | 17t | 14 | 14 | 23 | 17 | 27t | 16 | 25 | 31 |
| KC | 9 | 12 | 8 | 7 | 18 | 14 | 16t | 20 | 14 | 26t | 9 | 18 | 20t | 21 | 18 | 4 | 5 | 11 | 15 |
| LAC | 11 | 13 | 14 | 27 | 7 | 4 | 7 | 8 | 3 | 5 | 22 | 17 | 23 | 31 | 32 | 1 | 3 | 8 | 17 |
| LV | 15 | 15 | 13 | 13 | 15 | 16 | 22 | 21 | 8 | 17 | 31t | 24 | 3 | 8 | 5 | 25t | 24t | 27 | 25 |
| MIA | 4 | 9 | 9 | 12 | 9 | 7 | 23 | 27 | 5t | 6 | 6t | 22 | 5 | 24 | 19 | 10 | 19t | 17t | 13 |
| NE | 22 | 19 | 23 | 14 | 10 | 22 | 28 | 32 | 27 | 26t | 10t | 27 | 4 | 4 | 1 | 22 | 19t | 28 | 27 |
| NYJ | 3 | 3 | 17 | 6 | 4 | 5 | 27 | 7 | 25t | 16 | 30 | 13 | 6 | 9 | 11 | 20 | 27 | 24 | 19 |
| PIT | 12 | 14 | 6 | 5 | 25 | 18 | 5 | 19 | 9 | 2 | 29 | 6 | 25 | 16 | 6 | 8 | 9 | 13 | 21 |
| TEN | 2 | 8 | 26 | 21 | 2 | 9 | 15 | 22 | 5t | 22 | 31t | 32 | 31 | 17 | 21 | 30 | 14 | 30 | 20 |
| ARI | 21 | 23 | 20 | 25 | 14 | 21 | 25 | 14 | 24 | 28 | 17t | 19 | 30 | 28 | 27 | 15 | 26 | 14 | 11 |
| ATL | 23 | 20 | 15 | 18 | 22 | 20 | 20 | 31 | 25t | 31 | 15 | 31 | 13 | 3 | 3 | 23 | 32 | 19 | 8 |
| CAR | 32 | 32 | 32 | 32 | 23 | 30 | 24 | 29 | 32 | 32 | 20t | 5 | 1 | 6 | 13 | 32 | 19t | 32 | 32 |
| CHI | 27 | 30 | 28 | 29 | 16 | 31 | 18 | 11 | 11 | 13 | 5 | 20 | 16 | 13 | 7 | 13 | 24t | 22t | 30 |
| DAL | 28 | 29 | 29 | 30 | 17 | 28 | 10 | 2 | 21t | 9 | 28 | 21 | 11 | 10 | 12 | 31 | 30 | 26 | 24 |
| DET | 20 | 27 | 5 | 22 | 30 | 23 | 8 | 28 | 17t | 1 | 2 | 3 | 29 | 30 | 10 | 7 | 11t | 1 | 3 |
| GB | 5 | 5 | 7 | 3 | 13 | 11 | 3 | 10 | 12t | 12 | 20t | 25 | 10 | 18 | 26 | 6 | 17 | 5 | 6 |
| LAR | 26 | 26 | 22 | 26 | 20 | 26 | 12t | 18 | 21t | 20 | 12 | 12 | 27 | 12 | 22 | 17 | 28 | 17t | 22 |
| MIN | 16 | 10 | 2 | 4 | 28 | 12 | 1 | 13 | 10 | 4 | 1 | 4 | 20t | 25 | 28 | 5 | 4 | 9 | 12 |
| NO | 30 | 28 | 31 | 31 | 27 | 24 | 14 | 25 | 28 | 21 | 8 | 8 | 7 | 1 | 2 | 19 | 8 | 22t | 29 |
| NYG | 24 | 25 | 27 | 24 | 8 | 25 | 31 | 3 | 17t | 19 | 16 | 23 | 26 | 14 | 20 | 21 | 7 | 29 | 28 |
| PHI | 1 | 1 | 10 | 9 | 1 | 1 | 12t | 15 | 1 | 3 | 23t | 7 | 22 | 5 | 16 | 2 | 6 | 2 | 2 |
| SEA | 14 | 11 | 16 | 23 | 11 | 6 | 16t | 12 | 15 | 10 | 6t | 15 | 17 | 7 | 25 | 11t | 18 | 15 | 18 |
| SF | 8 | 7 | 18 | 17 | 5 | 8 | 19 | 17 | 7 | 24 | 25t | 30 | 24 | 32 | 30 | 29 | 31 | 20 | 4 |
| TB | 18 | 18 | 4 | 10 | 29 | 15 | 29 | 16 | 20 | 14 | 23t | 28 | 12 | 2 | 4 | 16 | 2 | 6 | 5 |
| WAS | 13 | 16 | 30 | 28 | 3 | 10 | 26 | 5 | 19 | 15 | 27 | 2 | 8 | 11 | 23 | 18 | 11t | 10 | 7 |

- (A) Total Yards per Game
- (B) Total Yards per Play
- (C) Rushing Yards per Game
- (D) Rushing Yards per Attempt
- (E) Passing Net Yards per Game
- (F) Passing Net Yards per Play
- (G) Passing, Percent Had Intercepted
- (H) Sacks per Pass Play
- (I) First Downs per Game
- (J) Third Down Efficiency

- (K) Fourth Down Efficiency
- (L) Punt Return Average
- (M) Kickoff Return Average
- (N) Gross Punting Average
- (O) Net Punting Average
- (P) Points per Game
- (Q) Field Goal Percentage
- (R) Points per Game Differential (combined offense/defense)
- (S) Net Yards per Game Differential (combined offense/defense)

2024 NATIONAL FOOTBALL LEAGUE

AFC TOTAL OFFENSE

| RANK | TEAM | TOTAL | RUSH | PASS | TOTAL/G | RUSH/G | PASS/G |
|------|----------------------|--------------|--------------|--------------|--------------|--------------|--------------|
| 1 | Baltimore | 7224 | 3189 | 4035 | 424.9 | 187.6 | 237.4 |
| 2 | Cincinnati | 6214 | 1574 | 4640 | 365.5 | 92.6 | 272.9 |
| 3 | Buffalo | 6105 | 2230 | 3875 | 359.1 | 131.2 | 227.9 |
| 4 | Indianapolis | 5692 | 2331 | 3361 | 334.8 | 137.1 | 197.7 |
| 5 | Kansas City | 5570 | 1790 | 3780 | 327.6 | 105.3 | 222.4 |
| 6 | Miami | 5532 | 1795 | 3737 | 325.4 | 105.6 | 219.8 |
| 7 | Denver | 5518 | 1908 | 3610 | 324.6 | 112.2 | 212.4 |
| 8 | Los Angeles Chargers | 5513 | 1882 | 3631 | 324.3 | 110.7 | 213.6 |
| 9 | Houston | 5435 | 1909 | 3526 | 319.7 | 112.3 | 207.4 |
| 10 | Pittsburgh | 5430 | 2166 | 3264 | 319.4 | 127.4 | 192.0 |
| 11 | New York Jets | 5275 | 1561 | 3714 | 310.3 | 91.8 | 218.5 |
| 12 | Jacksonville | 5206 | 1729 | 3477 | 306.2 | 101.7 | 204.5 |
| 13 | Tennessee | 5172 | 1855 | 3317 | 304.2 | 109.1 | 195.1 |
| 14 | Las Vegas | 5154 | 1357 | 3797 | 303.2 | 79.8 | 223.4 |
| 15 | Cleveland | 5114 | 1608 | 3506 | 300.8 | 94.6 | 206.2 |
| 16 | New England | 4964 | 1969 | 2995 | 292.0 | 115.8 | 176.2 |
| | TOTALS | 89118 | 30853 | 58265 | 327.6 | 113.4 | 214.2 |

AFC TOTAL DEFENSE

| RANK | TEAM | TOTAL | RUSH | PASS | TOTAL/G | RUSH/G | PASS/G |
|------|----------------------|--------------|--------------|--------------|--------------|--------------|--------------|
| 1 | Tennessee | 5291 | 2277 | 3014 | 311.2 | 133.9 | 177.3 |
| 2 | New York Jets | 5334 | 2059 | 3275 | 313.8 | 121.1 | 192.6 |
| 3 | Miami | 5345 | 1763 | 3582 | 314.4 | 103.7 | 210.7 |
| 4 | Houston | 5355 | 1938 | 3417 | 315.0 | 114.0 | 201.0 |
| 5 | Denver | 5391 | 1639 | 3752 | 317.1 | 96.4 | 220.7 |
| 6 | Kansas City | 5451 | 1731 | 3720 | 320.6 | 101.8 | 218.8 |
| 7 | Baltimore | 5511 | 1361 | 4150 | 324.2 | 80.1 | 244.1 |
| 8 | Los Angeles Chargers | 5514 | 1997 | 3517 | 324.4 | 117.5 | 206.9 |
| 9 | Pittsburgh | 5556 | 1678 | 3878 | 326.8 | 98.7 | 228.1 |
| 10 | Las Vegas | 5663 | 1987 | 3676 | 333.1 | 116.9 | 216.2 |
| 11 | Buffalo | 5806 | 1963 | 3843 | 341.5 | 115.5 | 226.1 |
| 12 | Cleveland | 5816 | 2205 | 3611 | 342.1 | 129.7 | 212.4 |
| 13 | New England | 5829 | 2233 | 3596 | 342.9 | 131.4 | 211.5 |
| 14 | Cincinnati | 5921 | 2122 | 3799 | 348.3 | 124.8 | 223.5 |
| 15 | Indianapolis | 6140 | 2241 | 3899 | 361.2 | 131.8 | 229.4 |
| 16 | Jacksonville | 6629 | 2254 | 4375 | 389.9 | 132.6 | 257.4 |
| | TOTALS | 90552 | 31448 | 59104 | 332.9 | 115.6 | 217.3 |

2024 NATIONAL FOOTBALL LEAGUE

NFC TOTAL OFFENSE

| RANK | TEAM | TOTAL | RUSH | PASS | TOTAL/G | RUSH/G | PASS/G |
|------|------------------|--------------|--------------|--------------|--------------|--------------|--------------|
| 1 | Detroit | 6962 | 2488 | 4474 | 409.5 | 146.4 | 263.2 |
| 2 | Tampa Bay | 6793 | 2536 | 4257 | 399.6 | 149.2 | 250.4 |
| 3 | San Francisco | 6400 | 2163 | 4237 | 376.5 | 127.2 | 249.2 |
| 4 | Green Bay | 6303 | 2496 | 3807 | 370.8 | 146.8 | 223.9 |
| 5 | Atlanta | 6287 | 2219 | 4068 | 369.8 | 130.5 | 239.3 |
| 6 | Washington | 6284 | 2619 | 3665 | 369.6 | 154.1 | 215.6 |
| 7 | Philadelphia | 6242 | 3048 | 3194 | 367.2 | 179.3 | 187.9 |
| 8 | Arizona | 6090 | 2451 | 3639 | 358.2 | 144.2 | 214.1 |
| 9 | Minnesota | 5898 | 1855 | 4043 | 346.9 | 109.1 | 237.8 |
| 10 | Seattle | 5647 | 1627 | 4020 | 332.2 | 95.7 | 236.5 |
| 11 | Los Angeles Rams | 5633 | 1765 | 3868 | 331.4 | 103.8 | 227.5 |
| 12 | Dallas | 5567 | 1705 | 3862 | 327.5 | 100.3 | 227.2 |
| 13 | New Orleans | 5442 | 1954 | 3488 | 320.1 | 114.9 | 205.2 |
| 14 | Carolina | 5066 | 1878 | 3188 | 298.0 | 110.5 | 187.5 |
| 15 | New York Giants | 5011 | 1783 | 3228 | 294.8 | 104.9 | 189.9 |
| 16 | Chicago | 4820 | 1734 | 3086 | 283.5 | 102.0 | 181.5 |
| | TOTALS | 94445 | 34321 | 60124 | 347.2 | 126.2 | 221.0 |

NFC TOTAL DEFENSE

| RANK | TEAM | TOTAL | RUSH | PASS | TOTAL/G | RUSH/G | PASS/G |
|------|------------------|--------------|--------------|--------------|--------------|--------------|--------------|
| 1 | Philadelphia | 4732 | 1771 | 2961 | 278.4 | 104.2 | 174.2 |
| 2 | Green Bay | 5347 | 1689 | 3658 | 314.5 | 99.4 | 215.2 |
| 3 | San Francisco | 5396 | 2118 | 3278 | 317.4 | 124.6 | 192.8 |
| 4 | Washington | 5558 | 2337 | 3221 | 326.9 | 137.5 | 189.5 |
| 5 | Seattle | 5656 | 2053 | 3603 | 332.7 | 120.8 | 211.9 |
| 6 | Minnesota | 5705 | 1588 | 4117 | 335.6 | 93.4 | 242.2 |
| 7 | Tampa Bay | 5810 | 1663 | 4147 | 341.8 | 97.8 | 243.9 |
| 8 | Detroit | 5820 | 1672 | 4148 | 342.4 | 98.4 | 244.0 |
| 9 | Arizona | 5823 | 2149 | 3674 | 342.5 | 126.4 | 216.1 |
| 10 | Atlanta | 5868 | 2051 | 3817 | 345.2 | 120.6 | 224.5 |
| 11 | New York Giants | 5896 | 2316 | 3580 | 346.8 | 136.2 | 210.6 |
| 12 | Los Angeles Rams | 6003 | 2210 | 3793 | 353.1 | 130.0 | 223.1 |
| 13 | Chicago | 6022 | 2317 | 3705 | 354.2 | 136.3 | 217.9 |
| 14 | Dallas | 6039 | 2331 | 3708 | 355.2 | 137.1 | 218.1 |
| 15 | New Orleans | 6459 | 2404 | 4055 | 379.9 | 141.4 | 238.5 |
| 16 | Carolina | 6877 | 3057 | 3820 | 404.5 | 179.8 | 224.7 |
| | TOTALS | 93011 | 33726 | 59285 | 342.0 | 124.0 | 218.0 |

2024 NATIONAL FOOTBALL LEAGUE

NFL TOTAL OFFENSE

| RANK | TEAM | TOTAL | RUSH | PASS | TOTAL/G | RUSH/G | PASS/G |
|------|----------------------|---------------|--------------|---------------|--------------|--------------|--------------|
| 1 | Baltimore | 7224 | 3189 | 4035 | 424.9 | 187.6 | 237.4 |
| 2 | Detroit | 6962 | 2488 | 4474 | 409.5 | 146.4 | 263.2 |
| 3 | Tampa Bay | 6793 | 2536 | 4257 | 399.6 | 149.2 | 250.4 |
| 4 | San Francisco | 6400 | 2163 | 4237 | 376.5 | 127.2 | 249.2 |
| 5 | Green Bay | 6303 | 2496 | 3807 | 370.8 | 146.8 | 223.9 |
| 6 | Atlanta | 6287 | 2219 | 4068 | 369.8 | 130.5 | 239.3 |
| 7 | Washington | 6284 | 2619 | 3665 | 369.6 | 154.1 | 215.6 |
| 8 | Philadelphia | 6242 | 3048 | 3194 | 367.2 | 179.3 | 187.9 |
| 9 | Cincinnati | 6214 | 1574 | 4640 | 365.5 | 92.6 | 272.9 |
| 10 | Buffalo | 6105 | 2230 | 3875 | 359.1 | 131.2 | 227.9 |
| 11 | Arizona | 6090 | 2451 | 3639 | 358.2 | 144.2 | 214.1 |
| 12 | Minnesota | 5898 | 1855 | 4043 | 346.9 | 109.1 | 237.8 |
| 13 | Indianapolis | 5692 | 2331 | 3361 | 334.8 | 137.1 | 197.7 |
| 14 | Seattle | 5647 | 1627 | 4020 | 332.2 | 95.7 | 236.5 |
| 15 | Los Angeles Rams | 5633 | 1765 | 3868 | 331.4 | 103.8 | 227.5 |
| 16 | Kansas City | 5570 | 1790 | 3780 | 327.6 | 105.3 | 222.4 |
| 17 | Dallas | 5567 | 1705 | 3862 | 327.5 | 100.3 | 227.2 |
| 18 | Miami | 5532 | 1795 | 3737 | 325.4 | 105.6 | 219.8 |
| 19 | Denver | 5518 | 1908 | 3610 | 324.6 | 112.2 | 212.4 |
| 20 | Los Angeles Chargers | 5513 | 1882 | 3631 | 324.3 | 110.7 | 213.6 |
| 21 | New Orleans | 5442 | 1954 | 3488 | 320.1 | 114.9 | 205.2 |
| 22 | Houston | 5435 | 1909 | 3526 | 319.7 | 112.3 | 207.4 |
| 23 | Pittsburgh | 5430 | 2166 | 3264 | 319.4 | 127.4 | 192.0 |
| 24 | New York Jets | 5275 | 1561 | 3714 | 310.3 | 91.8 | 218.5 |
| 25 | Jacksonville | 5206 | 1729 | 3477 | 306.2 | 101.7 | 204.5 |
| 26 | Tennessee | 5172 | 1855 | 3317 | 304.2 | 109.1 | 195.1 |
| 27 | Las Vegas | 5154 | 1357 | 3797 | 303.2 | 79.8 | 223.4 |
| 28 | Cleveland | 5114 | 1608 | 3506 | 300.8 | 94.6 | 206.2 |
| 29 | Carolina | 5066 | 1878 | 3188 | 298.0 | 110.5 | 187.5 |
| 30 | New York Giants | 5011 | 1783 | 3228 | 294.8 | 104.9 | 189.9 |
| 31 | New England | 4964 | 1969 | 2995 | 292.0 | 115.8 | 176.2 |
| 32 | Chicago | 4820 | 1734 | 3086 | 283.5 | 102.0 | 181.5 |
| | TOTALS | 183563 | 65174 | 118389 | 337.4 | 119.8 | 217.6 |

2024 NATIONAL FOOTBALL LEAGUE

NFL TOTAL DEFENSE

| RANK | TEAM | TOTAL | RUSH | PASS | TOTAL/G | RUSH/G | PASS/G |
|------|----------------------|---------------|--------------|---------------|--------------|--------------|--------------|
| 1 | Philadelphia | 4732 | 1771 | 2961 | 278.4 | 104.2 | 174.2 |
| 2 | Tennessee | 5291 | 2277 | 3014 | 311.2 | 133.9 | 177.3 |
| 3 | New York Jets | 5334 | 2059 | 3275 | 313.8 | 121.1 | 192.6 |
| 4 | Miami | 5345 | 1763 | 3582 | 314.4 | 103.7 | 210.7 |
| 5 | Green Bay | 5347 | 1689 | 3658 | 314.5 | 99.4 | 215.2 |
| 6 | Houston | 5355 | 1938 | 3417 | 315.0 | 114.0 | 201.0 |
| 7 | Denver | 5391 | 1639 | 3752 | 317.1 | 96.4 | 220.7 |
| 8 | San Francisco | 5396 | 2118 | 3278 | 317.4 | 124.6 | 192.8 |
| 9 | Kansas City | 5451 | 1731 | 3720 | 320.6 | 101.8 | 218.8 |
| 10 | Baltimore | 5511 | 1361 | 4150 | 324.2 | 80.1 | 244.1 |
| 11 | Los Angeles Chargers | 5514 | 1997 | 3517 | 324.4 | 117.5 | 206.9 |
| 12 | Pittsburgh | 5556 | 1678 | 3878 | 326.8 | 98.7 | 228.1 |
| 13 | Washington | 5558 | 2337 | 3221 | 326.9 | 137.5 | 189.5 |
| 14 | Seattle | 5656 | 2053 | 3603 | 332.7 | 120.8 | 211.9 |
| 15 | Las Vegas | 5663 | 1987 | 3676 | 333.1 | 116.9 | 216.2 |
| 16 | Minnesota | 5705 | 1588 | 4117 | 335.6 | 93.4 | 242.2 |
| 17 | Buffalo | 5806 | 1963 | 3843 | 341.5 | 115.5 | 226.1 |
| 18 | Tampa Bay | 5810 | 1663 | 4147 | 341.8 | 97.8 | 243.9 |
| 19 | Cleveland | 5816 | 2205 | 3611 | 342.1 | 129.7 | 212.4 |
| 20 | Detroit | 5820 | 1672 | 4148 | 342.4 | 98.4 | 244.0 |
| 21 | Arizona | 5823 | 2149 | 3674 | 342.5 | 126.4 | 216.1 |
| 22 | New England | 5829 | 2233 | 3596 | 342.9 | 131.4 | 211.5 |
| 23 | Atlanta | 5868 | 2051 | 3817 | 345.2 | 120.6 | 224.5 |
| 24 | New York Giants | 5896 | 2316 | 3580 | 346.8 | 136.2 | 210.6 |
| 25 | Cincinnati | 5921 | 2122 | 3799 | 348.3 | 124.8 | 223.5 |
| 26 | Los Angeles Rams | 6003 | 2210 | 3793 | 353.1 | 130.0 | 223.1 |
| 27 | Chicago | 6022 | 2317 | 3705 | 354.2 | 136.3 | 217.9 |
| 28 | Dallas | 6039 | 2331 | 3708 | 355.2 | 137.1 | 218.1 |
| 29 | Indianapolis | 6140 | 2241 | 3899 | 361.2 | 131.8 | 229.4 |
| 30 | New Orleans | 6459 | 2404 | 4055 | 379.9 | 141.4 | 238.5 |
| 31 | Jacksonville | 6629 | 2254 | 4375 | 389.9 | 132.6 | 257.4 |
| 32 | Carolina | 6877 | 3057 | 3820 | 404.5 | 179.8 | 224.7 |
| | TOTALS | 183563 | 65174 | 118389 | 337.4 | 119.8 | 217.6 |

2024 NATIONAL FOOTBALL LEAGUE

2024 NATIONAL FOOTBALL LEAGUE

AFC TEAM TAKEAWAYS/GIVEAWAYS

| RANK | TEAM | TAKEAWAYS | | | GIVEAWAYS | | | NET DIFF |
|------|----------------------|------------|------------|------------|------------|------------|------------|-----------|
| | | INT | FUM | TOTAL | INT | FUM | TOTAL | |
| 1 | Buffalo | 16 | 16 | 32 | 6 | 2 | 8 | +24 |
| 2 | Pittsburgh | 17 | 16 | 33 | 6 | 11 | 17 | +16 |
| 3 | Los Angeles Chargers | 15 | 6 | 21 | 3 | 6 | 9 | +12 |
| 4 | Houston | 19 | 10 | 29 | 12 | 7 | 19 | +10 |
| 5t | Baltimore | 12 | 5 | 17 | 4 | 7 | 11 | +6 |
| 5t | Denver | 15 | 10 | 25 | 12 | 7 | 19 | +6 |
| 5t | Kansas City | 13 | 7 | 20 | 11 | 3 | 14 | +6 |
| 8 | Cincinnati | 15 | 10 | 25 | 9 | 13 | 22 | +3 |
| 9 | New York Jets | 7 | 10 | 17 | 11 | 8 | 19 | -2 |
| 10 | Indianapolis | 16 | 9 | 25 | 19 | 10 | 29 | -4 |
| 11 | Miami | 10 | 6 | 16 | 10 | 11 | 21 | -5 |
| 12 | New England | 7 | 5 | 12 | 11 | 12 | 23 | -11 |
| 13 | Jacksonville | 6 | 3 | 9 | 15 | 9 | 24 | -15 |
| 14t | Las Vegas | 10 | 3 | 13 | 16 | 13 | 29 | -16 |
| 14t | Tennessee | 11 | 7 | 18 | 21 | 13 | 34 | -16 |
| 16 | Cleveland | 4 | 8 | 12 | 23 | 11 | 34 | -22 |
| | TOTALS | 193 | 131 | 324 | 189 | 143 | 332 | -8 |

NFC TEAM TAKEAWAYS/GIVEAWAYS

| RANK | TEAM | TAKEAWAYS | | | GIVEAWAYS | | | NET DIFF |
|------|------------------|------------|------------|------------|------------|------------|------------|-----------|
| | | INT | FUM | TOTAL | INT | FUM | TOTAL | |
| 1t | Green Bay | 17 | 14 | 31 | 11 | 8 | 19 | +12 |
| 1t | Minnesota | 24 | 9 | 33 | 12 | 9 | 21 | +12 |
| 3 | Philadelphia | 13 | 13 | 26 | 6 | 9 | 15 | +11 |
| 4 | Detroit | 16 | 8 | 24 | 12 | 3 | 15 | +9 |
| 5 | Chicago | 11 | 13 | 24 | 7 | 9 | 16 | +8 |
| 6 | Los Angeles Rams | 13 | 7 | 20 | 9 | 5 | 14 | +6 |
| 7 | Washington | 7 | 10 | 17 | 9 | 7 | 16 | +1 |
| 8 | New Orleans | 14 | 3 | 17 | 12 | 7 | 19 | -2 |
| 9 | Arizona | 9 | 8 | 17 | 11 | 9 | 20 | -3 |
| 10t | Carolina | 9 | 8 | 17 | 15 | 7 | 22 | -5 |
| 10t | Tampa Bay | 7 | 11 | 18 | 16 | 7 | 23 | -5 |
| 12t | Atlanta | 12 | 6 | 18 | 19 | 5 | 24 | -6 |
| 12t | Dallas | 13 | 9 | 22 | 14 | 14 | 28 | -6 |
| 12t | Seattle | 13 | 5 | 18 | 16 | 8 | 24 | -6 |
| 15 | New York Giants | 5 | 10 | 15 | 13 | 10 | 23 | -8 |
| 16 | San Francisco | 11 | 6 | 17 | 16 | 11 | 27 | -10 |
| | TOTALS | 194 | 140 | 334 | 198 | 128 | 326 | +8 |

2024 NATIONAL FOOTBALL LEAGUE

NFL TEAM TAKEAWAYS/GIVEAWAYS

| RANK | TEAM | TAKEAWAYS | | | GIVEAWAYS | | | NET DIFF |
|------|----------------------|------------|------------|------------|------------|------------|------------|----------|
| | | INT | FUM | TOTAL | INT | FUM | TOTAL | |
| 1 | Buffalo | 16 | 16 | 32 | 6 | 2 | 8 | +24 |
| 2 | Pittsburgh | 17 | 16 | 33 | 6 | 11 | 17 | +16 |
| 3t | Green Bay | 17 | 14 | 31 | 11 | 8 | 19 | +12 |
| 3t | Los Angeles Chargers | 15 | 6 | 21 | 3 | 6 | 9 | +12 |
| 3t | Minnesota | 24 | 9 | 33 | 12 | 9 | 21 | +12 |
| 6 | Philadelphia | 13 | 13 | 26 | 6 | 9 | 15 | +11 |
| 7 | Houston | 19 | 10 | 29 | 12 | 7 | 19 | +10 |
| 8 | Detroit | 16 | 8 | 24 | 12 | 3 | 15 | +9 |
| 9 | Chicago | 11 | 13 | 24 | 7 | 9 | 16 | +8 |
| 10t | Baltimore | 12 | 5 | 17 | 4 | 7 | 11 | +6 |
| 10t | Denver | 15 | 10 | 25 | 12 | 7 | 19 | +6 |
| 10t | Kansas City | 13 | 7 | 20 | 11 | 3 | 14 | +6 |
| 10t | Los Angeles Rams | 13 | 7 | 20 | 9 | 5 | 14 | +6 |
| 14 | Cincinnati | 15 | 10 | 25 | 9 | 13 | 22 | +3 |
| 15 | Washington | 7 | 10 | 17 | 9 | 7 | 16 | +1 |
| 16t | New Orleans | 14 | 3 | 17 | 12 | 7 | 19 | -2 |
| 16t | New York Jets | 7 | 10 | 17 | 11 | 8 | 19 | -2 |
| 18 | Arizona | 9 | 8 | 17 | 11 | 9 | 20 | -3 |
| 19 | Indianapolis | 16 | 9 | 25 | 19 | 10 | 29 | -4 |
| 20t | Carolina | 9 | 8 | 17 | 15 | 7 | 22 | -5 |
| 20t | Miami | 10 | 6 | 16 | 10 | 11 | 21 | -5 |
| 20t | Tampa Bay | 7 | 11 | 18 | 16 | 7 | 23 | -5 |
| 23t | Atlanta | 12 | 6 | 18 | 19 | 5 | 24 | -6 |
| 23t | Dallas | 13 | 9 | 22 | 14 | 14 | 28 | -6 |
| 23t | Seattle | 13 | 5 | 18 | 16 | 8 | 24 | -6 |
| 26 | New York Giants | 5 | 10 | 15 | 13 | 10 | 23 | -8 |
| 27 | San Francisco | 11 | 6 | 17 | 16 | 11 | 27 | -10 |
| 28 | New England | 7 | 5 | 12 | 11 | 12 | 23 | -11 |
| 29 | Jacksonville | 6 | 3 | 9 | 15 | 9 | 24 | -15 |
| 30t | Las Vegas | 10 | 3 | 13 | 16 | 13 | 29 | -16 |
| 30t | Tennessee | 11 | 7 | 18 | 21 | 13 | 34 | -16 |
| 32 | Cleveland | 4 | 8 | 12 | 23 | 11 | 34 | -22 |
| | TOTALS | 387 | 271 | 658 | 387 | 271 | 658 | 0 |

2024 NATIONAL FOOTBALL LEAGUE

2024 NATIONAL FOOTBALL LEAGUE

AFC OFFENSE INSIDE THE 20

| RANK | TEAM | DRIVES | PTS | TD | TD% | FG | SCORES | SCORE% |
|------|----------------------|------------|-------------|------------|--------------|------------|------------|--------------|
| 1 | Baltimore | 66 | 374 | 49 | 74.2% | 11 | 60 | 90.9% |
| 2 | Buffalo | 67 | 373 | 48 | 71.6% | 14 | 62 | 92.5% |
| 3 | Cincinnati | 61 | 320 | 39 | 63.9% | 17 | 56 | 91.8% |
| 4 | Denver | 56 | 285 | 35 | 62.5% | 14 | 49 | 87.5% |
| 5 | Jacksonville | 50 | 244 | 29 | 58.0% | 14 | 43 | 86.0% |
| 6 | Miami | 53 | 257 | 30 | 56.6% | 17 | 47 | 88.7% |
| 7 | Los Angeles Chargers | 50 | 255 | 28 | 56.0% | 20 | 48 | 96.0% |
| 8 | New York Jets | 55 | 257 | 30 | 54.5% | 16 | 46 | 83.6% |
| 9t | Indianapolis | 52 | 255 | 28 | 53.8% | 21 | 49 | 94.2% |
| 9t | Kansas City | 65 | 313 | 35 | 53.8% | 24 | 59 | 90.8% |
| 11 | Tennessee | 45 | 204 | 24 | 53.3% | 12 | 36 | 80.0% |
| 12 | Houston | 57 | 248 | 28 | 49.1% | 18 | 46 | 80.7% |
| 13 | Las Vegas | 45 | 203 | 22 | 48.9% | 17 | 39 | 86.7% |
| 14 | Cleveland | 37 | 150 | 18 | 48.6% | 8 | 26 | 70.3% |
| 15 | Pittsburgh | 56 | 251 | 27 | 48.2% | 21 | 48 | 85.7% |
| 16 | New England | 47 | 205 | 22 | 46.8% | 17 | 39 | 83.0% |
| | TOTALS | 862 | 4194 | 492 | 57.1% | 261 | 753 | 87.4% |

AFC DEFENSE INSIDE THE 20

| RANK | TEAM | DRIVES | PTS | TD | TD% | FG | SCORES | SCORE% |
|------|----------------------|------------|-------------|------------|--------------|------------|------------|--------------|
| 1 | Los Angeles Chargers | 40 | 169 | 18 | 45.0% | 15 | 33 | 82.5% |
| 2 | Denver | 49 | 218 | 23 | 46.9% | 19 | 42 | 85.7% |
| 3 | Miami | 55 | 246 | 27 | 49.1% | 19 | 46 | 83.6% |
| 4 | Kansas City | 54 | 243 | 28 | 51.9% | 17 | 45 | 83.3% |
| 5 | Baltimore | 50 | 225 | 27 | 54.0% | 13 | 40 | 80.0% |
| 6 | Pittsburgh | 61 | 282 | 33 | 54.1% | 18 | 51 | 83.6% |
| 7 | Buffalo | 61 | 290 | 35 | 57.4% | 15 | 50 | 82.0% |
| 8 | New York Jets | 63 | 308 | 37 | 58.7% | 18 | 55 | 87.3% |
| 9 | Jacksonville | 59 | 295 | 35 | 59.3% | 19 | 54 | 91.5% |
| 10 | Las Vegas | 58 | 302 | 35 | 60.3% | 20 | 55 | 94.8% |
| 11 | Indianapolis | 61 | 302 | 37 | 60.7% | 14 | 51 | 83.6% |
| 12 | Cleveland | 53 | 258 | 33 | 62.3% | 9 | 42 | 79.2% |
| 13t | New England | 57 | 297 | 36 | 63.2% | 16 | 52 | 91.2% |
| 13t | Tennessee | 57 | 294 | 36 | 63.2% | 15 | 51 | 89.5% |
| 15 | Houston | 44 | 223 | 28 | 63.6% | 10 | 38 | 86.4% |
| 16 | Cincinnati | 53 | 287 | 36 | 67.9% | 12 | 48 | 90.6% |
| | TOTALS | 875 | 4239 | 504 | 57.6% | 249 | 753 | 86.1% |

2024 NATIONAL FOOTBALL LEAGUE

NFC OFFENSE INSIDE THE 20

| RANK | TEAM | DRIVES | PTS | TD | TD% | FG | SCORES | SCORE% |
|------|------------------|------------|-------------|------------|--------------|------------|------------|--------------|
| 1 | Detroit | 72 | 386 | 50 | 69.4% | 13 | 63 | 87.5% |
| 2 | Tampa Bay | 69 | 376 | 46 | 66.7% | 19 | 65 | 94.2% |
| 3 | Washington | 71 | 375 | 45 | 63.4% | 20 | 65 | 91.5% |
| 4 | Chicago | 37 | 186 | 23 | 62.2% | 10 | 33 | 89.2% |
| 5 | Carolina | 50 | 252 | 31 | 62.0% | 13 | 44 | 88.0% |
| 6 | Green Bay | 69 | 352 | 41 | 59.4% | 21 | 62 | 89.9% |
| 7 | New Orleans | 43 | 200 | 25 | 58.1% | 10 | 35 | 81.4% |
| 8 | Philadelphia | 68 | 335 | 39 | 57.4% | 21 | 60 | 88.2% |
| 9t | San Francisco | 63 | 305 | 36 | 57.1% | 19 | 55 | 87.3% |
| 9t | Seattle | 42 | 196 | 24 | 57.1% | 10 | 34 | 81.0% |
| 11 | Arizona | 57 | 281 | 32 | 56.1% | 19 | 51 | 89.5% |
| 12 | Minnesota | 61 | 291 | 34 | 55.7% | 18 | 52 | 85.2% |
| 13 | Atlanta | 53 | 249 | 29 | 54.7% | 15 | 44 | 83.0% |
| 14 | Los Angeles Rams | 63 | 285 | 33 | 52.4% | 20 | 53 | 84.1% |
| 15 | Dallas | 50 | 202 | 23 | 46.0% | 14 | 37 | 74.0% |
| 16 | New York Giants | 44 | 166 | 19 | 43.2% | 12 | 31 | 70.5% |
| | TOTALS | 912 | 4437 | 530 | 58.1% | 254 | 784 | 86.0% |

NFC DEFENSE INSIDE THE 20

| RANK | TEAM | DRIVES | PTS | TD | TD% | FG | SCORES | SCORE% |
|------|------------------|------------|-------------|------------|--------------|------------|------------|--------------|
| 1 | Chicago | 63 | 275 | 29 | 46.0% | 25 | 54 | 85.7% |
| 2t | Los Angeles Rams | 56 | 245 | 28 | 50.0% | 18 | 46 | 82.1% |
| 2t | Philadelphia | 48 | 212 | 24 | 50.0% | 15 | 39 | 81.3% |
| 4 | Detroit | 55 | 242 | 28 | 50.9% | 16 | 44 | 80.0% |
| 5t | Arizona | 57 | 264 | 30 | 52.6% | 18 | 48 | 84.2% |
| 5t | Seattle | 57 | 268 | 30 | 52.6% | 20 | 50 | 87.7% |
| 7 | New York Giants | 54 | 268 | 29 | 53.7% | 22 | 51 | 94.4% |
| 8 | Tampa Bay | 57 | 263 | 31 | 54.4% | 16 | 47 | 82.5% |
| 9 | New Orleans | 54 | 255 | 30 | 55.6% | 16 | 46 | 85.2% |
| 10 | Minnesota | 49 | 244 | 29 | 59.2% | 13 | 42 | 85.7% |
| 11 | Green Bay | 50 | 244 | 30 | 60.0% | 12 | 42 | 84.0% |
| 12 | Washington | 53 | 269 | 32 | 60.4% | 17 | 49 | 92.5% |
| 13 | Atlanta | 57 | 296 | 37 | 64.9% | 13 | 50 | 87.7% |
| 14 | Carolina | 76 | 407 | 50 | 65.8% | 19 | 69 | 90.8% |
| 15 | San Francisco | 57 | 316 | 39 | 68.4% | 15 | 54 | 94.7% |
| 16 | Dallas | 56 | 324 | 42 | 75.0% | 11 | 53 | 94.6% |
| | TOTALS | 899 | 4392 | 518 | 57.6% | 266 | 784 | 87.2% |

2024 NATIONAL FOOTBALL LEAGUE

NFL OFFENSE INSIDE THE 20

| RANK | TEAM | DRIVES | PTS | TD | TD% | FG | SCORES | SCORE% |
|------|----------------------|-------------|-------------|-------------|--------------|------------|-------------|--------------|
| 1 | Baltimore | 66 | 374 | 49 | 74.2% | 11 | 60 | 90.9% |
| 2 | Buffalo | 67 | 373 | 48 | 71.6% | 14 | 62 | 92.5% |
| 3 | Detroit | 72 | 386 | 50 | 69.4% | 13 | 63 | 87.5% |
| 4 | Tampa Bay | 69 | 376 | 46 | 66.7% | 19 | 65 | 94.2% |
| 5 | Cincinnati | 61 | 320 | 39 | 63.9% | 17 | 56 | 91.8% |
| 6 | Washington | 71 | 375 | 45 | 63.4% | 20 | 65 | 91.5% |
| 7 | Denver | 56 | 285 | 35 | 62.5% | 14 | 49 | 87.5% |
| 8 | Chicago | 37 | 186 | 23 | 62.2% | 10 | 33 | 89.2% |
| 9 | Carolina | 50 | 252 | 31 | 62.0% | 13 | 44 | 88.0% |
| 10 | Green Bay | 69 | 352 | 41 | 59.4% | 21 | 62 | 89.9% |
| 11 | New Orleans | 43 | 200 | 25 | 58.1% | 10 | 35 | 81.4% |
| 12 | Jacksonville | 50 | 244 | 29 | 58.0% | 14 | 43 | 86.0% |
| 13 | Philadelphia | 68 | 335 | 39 | 57.4% | 21 | 60 | 88.2% |
| 14t | San Francisco | 63 | 305 | 36 | 57.1% | 19 | 55 | 87.3% |
| 14t | Seattle | 42 | 196 | 24 | 57.1% | 10 | 34 | 81.0% |
| 16 | Miami | 53 | 257 | 30 | 56.6% | 17 | 47 | 88.7% |
| 17 | Arizona | 57 | 281 | 32 | 56.1% | 19 | 51 | 89.5% |
| 18 | Los Angeles Chargers | 50 | 255 | 28 | 56.0% | 20 | 48 | 96.0% |
| 19 | Minnesota | 61 | 291 | 34 | 55.7% | 18 | 52 | 85.2% |
| 20 | Atlanta | 53 | 249 | 29 | 54.7% | 15 | 44 | 83.0% |
| 21 | New York Jets | 55 | 257 | 30 | 54.5% | 16 | 46 | 83.6% |
| 22t | Indianapolis | 52 | 255 | 28 | 53.8% | 21 | 49 | 94.2% |
| 22t | Kansas City | 65 | 313 | 35 | 53.8% | 24 | 59 | 90.8% |
| 24 | Tennessee | 45 | 204 | 24 | 53.3% | 12 | 36 | 80.0% |
| 25 | Los Angeles Rams | 63 | 285 | 33 | 52.4% | 20 | 53 | 84.1% |
| 26 | Houston | 57 | 248 | 28 | 49.1% | 18 | 46 | 80.7% |
| 27 | Las Vegas | 45 | 203 | 22 | 48.9% | 17 | 39 | 86.7% |
| 28 | Cleveland | 37 | 150 | 18 | 48.6% | 8 | 26 | 70.3% |
| 29 | Pittsburgh | 56 | 251 | 27 | 48.2% | 21 | 48 | 85.7% |
| 30 | New England | 47 | 205 | 22 | 46.8% | 17 | 39 | 83.0% |
| 31 | Dallas | 50 | 202 | 23 | 46.0% | 14 | 37 | 74.0% |
| 32 | New York Giants | 44 | 166 | 19 | 43.2% | 12 | 31 | 70.5% |
| | TOTALS | 1774 | 8631 | 1022 | 57.6% | 515 | 1537 | 86.6% |

2024 NATIONAL FOOTBALL LEAGUE

NFL DEFENSE INSIDE THE 20

| RANK | TEAM | DRIVES | PTS | TD | TD% | FG | SCORES | SCORE% |
|------|----------------------|-------------|-------------|-------------|--------------|------------|-------------|--------------|
| 1 | Los Angeles Chargers | 40 | 169 | 18 | 45.0% | 15 | 33 | 82.5% |
| 2 | Chicago | 63 | 275 | 29 | 46.0% | 25 | 54 | 85.7% |
| 3 | Denver | 49 | 218 | 23 | 46.9% | 19 | 42 | 85.7% |
| 4 | Miami | 55 | 246 | 27 | 49.1% | 19 | 46 | 83.6% |
| 5t | Los Angeles Rams | 56 | 245 | 28 | 50.0% | 18 | 46 | 82.1% |
| 5t | Philadelphia | 48 | 212 | 24 | 50.0% | 15 | 39 | 81.3% |
| 7 | Detroit | 55 | 242 | 28 | 50.9% | 16 | 44 | 80.0% |
| 8 | Kansas City | 54 | 243 | 28 | 51.9% | 17 | 45 | 83.3% |
| 9t | Arizona | 57 | 264 | 30 | 52.6% | 18 | 48 | 84.2% |
| 9t | Seattle | 57 | 268 | 30 | 52.6% | 20 | 50 | 87.7% |
| 11 | New York Giants | 54 | 268 | 29 | 53.7% | 22 | 51 | 94.4% |
| 12 | Baltimore | 50 | 225 | 27 | 54.0% | 13 | 40 | 80.0% |
| 13 | Pittsburgh | 61 | 282 | 33 | 54.1% | 18 | 51 | 83.6% |
| 14 | Tampa Bay | 57 | 263 | 31 | 54.4% | 16 | 47 | 82.5% |
| 15 | New Orleans | 54 | 255 | 30 | 55.6% | 16 | 46 | 85.2% |
| 16 | Buffalo | 61 | 290 | 35 | 57.4% | 15 | 50 | 82.0% |
| 17 | New York Jets | 63 | 308 | 37 | 58.7% | 18 | 55 | 87.3% |
| 18 | Minnesota | 49 | 244 | 29 | 59.2% | 13 | 42 | 85.7% |
| 19 | Jacksonville | 59 | 295 | 35 | 59.3% | 19 | 54 | 91.5% |
| 20 | Green Bay | 50 | 244 | 30 | 60.0% | 12 | 42 | 84.0% |
| 21 | Las Vegas | 58 | 302 | 35 | 60.3% | 20 | 55 | 94.8% |
| 22 | Washington | 53 | 269 | 32 | 60.4% | 17 | 49 | 92.5% |
| 23 | Indianapolis | 61 | 302 | 37 | 60.7% | 14 | 51 | 83.6% |
| 24 | Cleveland | 53 | 258 | 33 | 62.3% | 9 | 42 | 79.2% |
| 25t | New England | 57 | 297 | 36 | 63.2% | 16 | 52 | 91.2% |
| 25t | Tennessee | 57 | 294 | 36 | 63.2% | 15 | 51 | 89.5% |
| 27 | Houston | 44 | 223 | 28 | 63.6% | 10 | 38 | 86.4% |
| 28 | Atlanta | 57 | 296 | 37 | 64.9% | 13 | 50 | 87.7% |
| 29 | Carolina | 76 | 407 | 50 | 65.8% | 19 | 69 | 90.8% |
| 30 | Cincinnati | 53 | 287 | 36 | 67.9% | 12 | 48 | 90.6% |
| 31 | San Francisco | 57 | 316 | 39 | 68.4% | 15 | 54 | 94.7% |
| 32 | Dallas | 56 | 324 | 42 | 75.0% | 11 | 53 | 94.6% |
| | TOTALS | 1774 | 8631 | 1022 | 57.6% | 515 | 1537 | 86.6% |

2024 NATIONAL FOOTBALL LEAGUE

2024 NATIONAL FOOTBALL LEAGUE

AFC TEAM OFFENSE FIRST DOWNS, THIRD DOWNS & FOURTH DOWNS

| RANK | TEAM | FIRST DOWNS | | | | THIRD DOWNS | | | FOURTH DOWNS | | |
|------|----------------------|-------------|-------------|-------------|------------|-------------|-------------|--------------|--------------|------------|--------------|
| | | TOTAL | RUSH | PASS | PEN | MADE | ATT | PCT | MADE | ATT | PCT |
| 1 | Baltimore | 393 | 164 | 199 | 30 | 92 | 191 | 48.2% | 8 | 15 | 53.3% |
| 2 | Cincinnati | 376 | 88 | 253 | 35 | 100 | 214 | 46.7% | 10 | 19 | 52.6% |
| 3 | Buffalo | 360 | 140 | 181 | 39 | 89 | 202 | 44.1% | 16 | 22 | 72.7% |
| 4 | Kansas City | 350 | 106 | 219 | 25 | 111 | 229 | 48.5% | 12 | 17 | 70.6% |
| 5 | Miami | 345 | 90 | 221 | 34 | 77 | 212 | 36.3% | 15 | 31 | 48.4% |
| 6 | Pittsburgh | 318 | 122 | 158 | 38 | 90 | 228 | 39.5% | 7 | 18 | 38.9% |
| 7 | Los Angeles Chargers | 316 | 110 | 176 | 30 | 89 | 221 | 40.3% | 10 | 16 | 62.5% |
| 8t | Denver | 315 | 124 | 172 | 19 | 91 | 230 | 39.6% | 15 | 22 | 68.2% |
| 8t | Indianapolis | 315 | 130 | 161 | 24 | 83 | 219 | 37.9% | 17 | 28 | 60.7% |
| 10 | New York Jets | 314 | 83 | 201 | 30 | 83 | 210 | 39.5% | 10 | 24 | 41.7% |
| 11 | Las Vegas | 310 | 78 | 209 | 23 | 78 | 224 | 34.8% | 14 | 25 | 56.0% |
| 12 | Tennessee | 309 | 112 | 164 | 33 | 81 | 215 | 37.7% | 9 | 23 | 39.1% |
| 13 | Houston | 308 | 89 | 197 | 22 | 87 | 231 | 37.7% | 11 | 18 | 61.1% |
| 14 | Cleveland | 303 | 93 | 180 | 30 | 70 | 237 | 29.5% | 24 | 44 | 54.5% |
| 15 | New England | 301 | 101 | 167 | 33 | 75 | 215 | 34.9% | 14 | 24 | 58.3% |
| 16 | Jacksonville | 298 | 106 | 174 | 18 | 76 | 204 | 37.3% | 14 | 26 | 53.8% |
| | TOTALS | 5231 | 1736 | 3032 | 463 | 1372 | 3482 | 39.4% | 206 | 372 | 55.4% |

AFC TEAM DEFENSE FIRST DOWNS, THIRD DOWNS & FOURTH DOWNS

| RANK | TEAM | FIRST DOWNS | | | | THIRD DOWNS | | | FOURTH DOWNS | | |
|------|----------------------|-------------|-------------|-------------|------------|-------------|-------------|--------------|--------------|------------|--------------|
| | | TOTAL | RUSH | PASS | PEN | MADE | ATT | PCT | MADE | ATT | PCT |
| 1 | Cleveland | 303 | 108 | 176 | 19 | 81 | 224 | 36.2% | 8 | 18 | 44.4% |
| 2 | Los Angeles Chargers | 311 | 108 | 170 | 33 | 80 | 224 | 35.7% | 18 | 29 | 62.1% |
| 3 | Houston | 313 | 107 | 172 | 34 | 79 | 220 | 35.9% | 17 | 26 | 65.4% |
| 4t | Miami | 314 | 97 | 190 | 27 | 75 | 209 | 35.9% | 10 | 20 | 50.0% |
| 4t | Tennessee | 314 | 118 | 157 | 39 | 88 | 213 | 41.3% | 10 | 13 | 76.9% |
| 6 | Las Vegas | 323 | 102 | 194 | 27 | 88 | 221 | 39.8% | 10 | 13 | 76.9% |
| 7 | Pittsburgh | 324 | 108 | 193 | 23 | 72 | 204 | 35.3% | 15 | 22 | 68.2% |
| 8 | Denver | 327 | 82 | 203 | 42 | 88 | 236 | 37.3% | 16 | 30 | 53.3% |
| 9 | Kansas City | 328 | 112 | 191 | 25 | 93 | 215 | 43.3% | 12 | 23 | 52.2% |
| 10 | Baltimore | 330 | 69 | 218 | 43 | 90 | 226 | 39.8% | 12 | 28 | 42.9% |
| 11 | Indianapolis | 343 | 127 | 191 | 25 | 104 | 234 | 44.4% | 11 | 21 | 52.4% |
| 12 | New York Jets | 347 | 129 | 171 | 47 | 83 | 215 | 38.6% | 16 | 21 | 76.2% |
| 13 | New England | 348 | 127 | 189 | 32 | 93 | 215 | 43.3% | 11 | 21 | 52.4% |
| 14 | Buffalo | 356 | 109 | 217 | 30 | 88 | 201 | 43.8% | 17 | 32 | 53.1% |
| 15 | Cincinnati | 361 | 137 | 192 | 32 | 87 | 207 | 42.0% | 16 | 27 | 59.3% |
| 16 | Jacksonville | 389 | 137 | 219 | 33 | 97 | 225 | 43.1% | 14 | 24 | 58.3% |
| | TOTALS | 5331 | 1777 | 3043 | 511 | 1386 | 3489 | 39.7% | 213 | 368 | 57.9% |

2024 NATIONAL FOOTBALL LEAGUE

NFC TEAM OFFENSE FIRST DOWNS, THIRD DOWNS & FOURTH DOWNS

| RANK | TEAM | FIRST DOWNS | | | | THIRD DOWNS | | | FOURTH DOWNS | | |
|------|------------------|-------------|-------------|-------------|------------|-------------|-------------|--------------|--------------|------------|--------------|
| | | TOTAL | RUSH | PASS | PEN | MADE | ATT | PCT | MADE | ATT | PCT |
| 1 | Detroit | 410 | 144 | 242 | 24 | 98 | 206 | 47.6% | 22 | 33 | 66.7% |
| 2 | Tampa Bay | 395 | 137 | 224 | 34 | 110 | 216 | 50.9% | 9 | 14 | 64.3% |
| 3 | Washington | 380 | 154 | 192 | 34 | 99 | 217 | 45.6% | 20 | 23 | 87.0% |
| 4 | Philadelphia | 360 | 164 | 168 | 28 | 98 | 235 | 41.7% | 19 | 27 | 70.4% |
| 5 | Atlanta | 359 | 133 | 198 | 28 | 82 | 209 | 39.2% | 21 | 31 | 67.7% |
| 6 | Arizona | 356 | 136 | 191 | 29 | 83 | 193 | 43.0% | 8 | 18 | 44.4% |
| 7 | Minnesota | 353 | 100 | 210 | 43 | 80 | 200 | 40.0% | 6 | 13 | 46.2% |
| 8 | San Francisco | 352 | 120 | 204 | 28 | 84 | 197 | 42.6% | 8 | 16 | 50.0% |
| 9 | Green Bay | 343 | 142 | 171 | 30 | 75 | 190 | 39.5% | 8 | 16 | 50.0% |
| 10 | Los Angeles Rams | 342 | 119 | 192 | 31 | 74 | 201 | 36.8% | 16 | 24 | 66.7% |
| 11 | Seattle | 329 | 88 | 211 | 30 | 79 | 210 | 37.6% | 10 | 19 | 52.6% |
| 12 | Dallas | 327 | 98 | 192 | 37 | 84 | 228 | 36.8% | 10 | 28 | 35.7% |
| 13 | New Orleans | 304 | 111 | 167 | 26 | 76 | 216 | 35.2% | 15 | 27 | 55.6% |
| 14 | New York Giants | 301 | 104 | 170 | 27 | 82 | 232 | 35.3% | 20 | 37 | 54.1% |
| 15 | Chicago | 296 | 97 | 172 | 27 | 76 | 231 | 32.9% | 23 | 38 | 60.5% |
| 16 | Carolina | 293 | 99 | 168 | 26 | 76 | 211 | 36.0% | 14 | 30 | 46.7% |
| | TOTALS | 5500 | 1946 | 3072 | 482 | 1356 | 3392 | 40.0% | 229 | 394 | 58.1% |

NFC TEAM DEFENSE FIRST DOWNS, THIRD DOWNS & FOURTH DOWNS

| RANK | TEAM | FIRST DOWNS | | | | THIRD DOWNS | | | FOURTH DOWNS | | |
|------|------------------|-------------|-------------|-------------|------------|-------------|-------------|--------------|--------------|------------|--------------|
| | | TOTAL | RUSH | PASS | PEN | MADE | ATT | PCT | MADE | ATT | PCT |
| 1 | Philadelphia | 293 | 108 | 160 | 25 | 75 | 211 | 35.5% | 19 | 30 | 63.3% |
| 2 | San Francisco | 321 | 118 | 181 | 22 | 93 | 216 | 43.1% | 17 | 26 | 65.4% |
| 3 | Minnesota | 325 | 83 | 218 | 24 | 78 | 219 | 35.6% | 13 | 35 | 37.1% |
| 4 | Chicago | 326 | 129 | 177 | 20 | 80 | 213 | 37.6% | 9 | 19 | 47.4% |
| 5 | Green Bay | 327 | 104 | 200 | 23 | 78 | 208 | 37.5% | 18 | 30 | 60.0% |
| 6 | Seattle | 329 | 107 | 193 | 29 | 83 | 224 | 37.1% | 10 | 20 | 50.0% |
| 7t | Detroit | 331 | 86 | 198 | 47 | 60 | 185 | 32.4% | 12 | 29 | 41.4% |
| 7t | New York Giants | 331 | 129 | 177 | 25 | 87 | 216 | 40.3% | 12 | 21 | 57.1% |
| 9 | Washington | 335 | 122 | 175 | 38 | 79 | 207 | 38.2% | 16 | 24 | 66.7% |
| 10 | Tampa Bay | 336 | 94 | 212 | 30 | 80 | 210 | 38.1% | 19 | 30 | 63.3% |
| 11t | Dallas | 342 | 141 | 175 | 26 | 75 | 205 | 36.6% | 17 | 25 | 68.0% |
| 11t | Los Angeles Rams | 342 | 117 | 196 | 29 | 83 | 204 | 40.7% | 9 | 17 | 52.9% |
| 13 | Arizona | 344 | 124 | 200 | 20 | 91 | 208 | 43.8% | 14 | 24 | 58.3% |
| 14 | Atlanta | 347 | 131 | 200 | 16 | 96 | 212 | 45.3% | 14 | 26 | 53.8% |
| 15 | New Orleans | 354 | 133 | 194 | 27 | 92 | 224 | 41.1% | 14 | 27 | 51.9% |
| 16 | Carolina | 417 | 179 | 205 | 33 | 112 | 223 | 50.2% | 9 | 15 | 60.0% |
| | TOTALS | 5400 | 1905 | 3061 | 434 | 1342 | 3385 | 39.6% | 222 | 398 | 55.8% |

2024 NATIONAL FOOTBALL LEAGUE

NFL TEAM OFFENSE FIRST DOWNS, THIRD DOWNS & FOURTH DOWNS

| RANK | TEAM | FIRST DOWNS | | | | THIRD DOWNS | | | FOURTH DOWNS | | |
|------|----------------------|--------------|-------------|-------------|------------|-------------|-------------|--------------|--------------|------------|--------------|
| | | TOTAL | RUSH | PASS | PEN | MADE | ATT | PCT | MADE | ATT | PCT |
| 1 | Detroit | 410 | 144 | 242 | 24 | 98 | 206 | 47.6% | 22 | 33 | 66.7% |
| 2 | Tampa Bay | 395 | 137 | 224 | 34 | 110 | 216 | 50.9% | 9 | 14 | 64.3% |
| 3 | Baltimore | 393 | 164 | 199 | 30 | 92 | 191 | 48.2% | 8 | 15 | 53.3% |
| 4 | Washington | 380 | 154 | 192 | 34 | 99 | 217 | 45.6% | 20 | 23 | 87.0% |
| 5 | Cincinnati | 376 | 88 | 253 | 35 | 100 | 214 | 46.7% | 10 | 19 | 52.6% |
| 6t | Buffalo | 360 | 140 | 181 | 39 | 89 | 202 | 44.1% | 16 | 22 | 72.7% |
| 6t | Philadelphia | 360 | 164 | 168 | 28 | 98 | 235 | 41.7% | 19 | 27 | 70.4% |
| 8 | Atlanta | 359 | 133 | 198 | 28 | 82 | 209 | 39.2% | 21 | 31 | 67.7% |
| 9 | Arizona | 356 | 136 | 191 | 29 | 83 | 193 | 43.0% | 8 | 18 | 44.4% |
| 10 | Minnesota | 353 | 100 | 210 | 43 | 80 | 200 | 40.0% | 6 | 13 | 46.2% |
| 11 | San Francisco | 352 | 120 | 204 | 28 | 84 | 197 | 42.6% | 8 | 16 | 50.0% |
| 12 | Kansas City | 350 | 106 | 219 | 25 | 111 | 229 | 48.5% | 12 | 17 | 70.6% |
| 13 | Miami | 345 | 90 | 221 | 34 | 77 | 212 | 36.3% | 15 | 31 | 48.4% |
| 14 | Green Bay | 343 | 142 | 171 | 30 | 75 | 190 | 39.5% | 8 | 16 | 50.0% |
| 15 | Los Angeles Rams | 342 | 119 | 192 | 31 | 74 | 201 | 36.8% | 16 | 24 | 66.7% |
| 16 | Seattle | 329 | 88 | 211 | 30 | 79 | 210 | 37.6% | 10 | 19 | 52.6% |
| 17 | Dallas | 327 | 98 | 192 | 37 | 84 | 228 | 36.8% | 10 | 28 | 35.7% |
| 18 | Pittsburgh | 318 | 122 | 158 | 38 | 90 | 228 | 39.5% | 7 | 18 | 38.9% |
| 19 | Los Angeles Chargers | 316 | 110 | 176 | 30 | 89 | 221 | 40.3% | 10 | 16 | 62.5% |
| 20t | Denver | 315 | 124 | 172 | 19 | 91 | 230 | 39.6% | 15 | 22 | 68.2% |
| 20t | Indianapolis | 315 | 130 | 161 | 24 | 83 | 219 | 37.9% | 17 | 28 | 60.7% |
| 22 | New York Jets | 314 | 83 | 201 | 30 | 83 | 210 | 39.5% | 10 | 24 | 41.7% |
| 23 | Las Vegas | 310 | 78 | 209 | 23 | 78 | 224 | 34.8% | 14 | 25 | 56.0% |
| 24 | Tennessee | 309 | 112 | 164 | 33 | 81 | 215 | 37.7% | 9 | 23 | 39.1% |
| 25 | Houston | 308 | 89 | 197 | 22 | 87 | 231 | 37.7% | 11 | 18 | 61.1% |
| 26 | New Orleans | 304 | 111 | 167 | 26 | 76 | 216 | 35.2% | 15 | 27 | 55.6% |
| 27 | Cleveland | 303 | 93 | 180 | 30 | 70 | 237 | 29.5% | 24 | 44 | 54.5% |
| 28t | New England | 301 | 101 | 167 | 33 | 75 | 215 | 34.9% | 14 | 24 | 58.3% |
| 28t | New York Giants | 301 | 104 | 170 | 27 | 82 | 232 | 35.3% | 20 | 37 | 54.1% |
| 30 | Jacksonville | 298 | 106 | 174 | 18 | 76 | 204 | 37.3% | 14 | 26 | 53.8% |
| 31 | Chicago | 296 | 97 | 172 | 27 | 76 | 231 | 32.9% | 23 | 38 | 60.5% |
| 32 | Carolina | 293 | 99 | 168 | 26 | 76 | 211 | 36.0% | 14 | 30 | 46.7% |
| | TOTALS | 10731 | 3682 | 6104 | 945 | 2728 | 6874 | 39.7% | 435 | 766 | 56.8% |

2024 NATIONAL FOOTBALL LEAGUE

NFL TEAM DEFENSE FIRST DOWNS, THIRD DOWNS & FOURTH DOWNS

| RANK | TEAM | FIRST DOWNS | | | | THIRD DOWNS | | | FOURTH DOWNS | | |
|------|----------------------|--------------|-------------|-------------|------------|-------------|-------------|--------------|--------------|------------|--------------|
| | | TOTAL | RUSH | PASS | PEN | MADE | ATT | PCT | MADE | ATT | PCT |
| 1 | Philadelphia | 293 | 108 | 160 | 25 | 75 | 211 | 35.5% | 19 | 30 | 63.3% |
| 2 | Cleveland | 303 | 108 | 176 | 19 | 81 | 224 | 36.2% | 8 | 18 | 44.4% |
| 3 | Los Angeles Chargers | 311 | 108 | 170 | 33 | 80 | 224 | 35.7% | 18 | 29 | 62.1% |
| 4 | Houston | 313 | 107 | 172 | 34 | 79 | 220 | 35.9% | 17 | 26 | 65.4% |
| 5t | Miami | 314 | 97 | 190 | 27 | 75 | 209 | 35.9% | 10 | 20 | 50.0% |
| 5t | Tennessee | 314 | 118 | 157 | 39 | 88 | 213 | 41.3% | 10 | 13 | 76.9% |
| 7 | San Francisco | 321 | 118 | 181 | 22 | 93 | 216 | 43.1% | 17 | 26 | 65.4% |
| 8 | Las Vegas | 323 | 102 | 194 | 27 | 88 | 221 | 39.8% | 10 | 13 | 76.9% |
| 9 | Pittsburgh | 324 | 108 | 193 | 23 | 72 | 204 | 35.3% | 15 | 22 | 68.2% |
| 10 | Minnesota | 325 | 83 | 218 | 24 | 78 | 219 | 35.6% | 13 | 35 | 37.1% |
| 11 | Chicago | 326 | 129 | 177 | 20 | 80 | 213 | 37.6% | 9 | 19 | 47.4% |
| 12t | Denver | 327 | 82 | 203 | 42 | 88 | 236 | 37.3% | 16 | 30 | 53.3% |
| 12t | Green Bay | 327 | 104 | 200 | 23 | 78 | 208 | 37.5% | 18 | 30 | 60.0% |
| 14 | Kansas City | 328 | 112 | 191 | 25 | 93 | 215 | 43.3% | 12 | 23 | 52.2% |
| 15 | Seattle | 329 | 107 | 193 | 29 | 83 | 224 | 37.1% | 10 | 20 | 50.0% |
| 16 | Baltimore | 330 | 69 | 218 | 43 | 90 | 226 | 39.8% | 12 | 28 | 42.9% |
| 17t | Detroit | 331 | 86 | 198 | 47 | 60 | 185 | 32.4% | 12 | 29 | 41.4% |
| 17t | New York Giants | 331 | 129 | 177 | 25 | 87 | 216 | 40.3% | 12 | 21 | 57.1% |
| 19 | Washington | 335 | 122 | 175 | 38 | 79 | 207 | 38.2% | 16 | 24 | 66.7% |
| 20 | Tampa Bay | 336 | 94 | 212 | 30 | 80 | 210 | 38.1% | 19 | 30 | 63.3% |
| 21t | Dallas | 342 | 141 | 175 | 26 | 75 | 205 | 36.6% | 17 | 25 | 68.0% |
| 21t | Los Angeles Rams | 342 | 117 | 196 | 29 | 83 | 204 | 40.7% | 9 | 17 | 52.9% |
| 23 | Indianapolis | 343 | 127 | 191 | 25 | 104 | 234 | 44.4% | 11 | 21 | 52.4% |
| 24 | Arizona | 344 | 124 | 200 | 20 | 91 | 208 | 43.8% | 14 | 24 | 58.3% |
| 25t | Atlanta | 347 | 131 | 200 | 16 | 96 | 212 | 45.3% | 14 | 26 | 53.8% |
| 25t | New York Jets | 347 | 129 | 171 | 47 | 83 | 215 | 38.6% | 16 | 21 | 76.2% |
| 27 | New England | 348 | 127 | 189 | 32 | 93 | 215 | 43.3% | 11 | 21 | 52.4% |
| 28 | New Orleans | 354 | 133 | 194 | 27 | 92 | 224 | 41.1% | 14 | 27 | 51.9% |
| 29 | Buffalo | 356 | 109 | 217 | 30 | 88 | 201 | 43.8% | 17 | 32 | 53.1% |
| 30 | Cincinnati | 361 | 137 | 192 | 32 | 87 | 207 | 42.0% | 16 | 27 | 59.3% |
| 31 | Jacksonville | 389 | 137 | 219 | 33 | 97 | 225 | 43.1% | 14 | 24 | 58.3% |
| 32 | Carolina | 417 | 179 | 205 | 33 | 112 | 223 | 50.2% | 9 | 15 | 60.0% |
| | TOTALS | 10731 | 3682 | 6104 | 945 | 2728 | 6874 | 39.7% | 435 | 766 | 56.8% |

2024 NATIONAL FOOTBALL LEAGUE

2024 NATIONAL FOOTBALL LEAGUE

AFC OFFENSIVE FIRST DOWN YARDAGE

| RANK | TEAM | YDS/PL | PLAYS | YARDS |
|------|----------------------|-------------|-------------|--------------|
| 1 | Baltimore | 6.87 | 499 | 3426 |
| 2 | Cincinnati | 6.15 | 490 | 3015 |
| 3 | Indianapolis | 6.07 | 464 | 2818 |
| 4 | Houston | 5.70 | 463 | 2640 |
| 5 | Buffalo | 5.47 | 456 | 2494 |
| 6 | Miami | 5.42 | 486 | 2632 |
| 7 | Jacksonville | 5.20 | 435 | 2261 |
| 8 | Kansas City | 5.16 | 470 | 2423 |
| 9 | Denver | 5.05 | 453 | 2289 |
| 10 | Las Vegas | 5.04 | 465 | 2342 |
| 11 | Tennessee | 5.01 | 450 | 2255 |
| 12 | Los Angeles Chargers | 4.99 | 440 | 2197 |
| 13 | New York Jets | 4.88 | 437 | 2133 |
| 14 | Cleveland | 4.78 | 469 | 2240 |
| 15 | New England | 4.70 | 440 | 2070 |
| 16 | Pittsburgh | 4.50 | 460 | 2071 |
| | TOTALS | 5.33 | 7377 | 39306 |

AFC DEFENSIVE FIRST DOWN YARDAGE

| RANK | TEAM | YDS/PL | PLAYS | YARDS |
|------|----------------------|-------------|-------------|--------------|
| 1 | New York Jets | 4.29 | 466 | 2001 |
| 2 | Las Vegas | 4.63 | 457 | 2117 |
| 3 | Houston | 5.02 | 454 | 2281 |
| 4 | Cleveland | 5.05 | 457 | 2308 |
| 5 | Indianapolis | 5.06 | 487 | 2462 |
| 6 | Cincinnati | 5.08 | 484 | 2460 |
| 7 | Denver | 5.10 | 469 | 2393 |
| 8 | Kansas City | 5.26 | 442 | 2326 |
| 9 | New England | 5.35 | 467 | 2497 |
| 10 | Buffalo | 5.40 | 476 | 2572 |
| 11 | Baltimore | 5.46 | 463 | 2530 |
| 12 | Pittsburgh | 5.61 | 463 | 2597 |
| 13 | Los Angeles Chargers | 5.65 | 452 | 2554 |
| 14 | Tennessee | 5.67 | 443 | 2511 |
| 15 | Miami | 5.81 | 451 | 2620 |
| 16 | Jacksonville | 6.49 | 509 | 3301 |
| | TOTALS | 5.31 | 7440 | 39530 |

2024 NATIONAL FOOTBALL LEAGUE

NFC OFFENSIVE FIRST DOWN YARDAGE

| RANK | TEAM | YDS/PL | PLAYS | YARDS |
|------|------------------|-------------|-------------|--------------|
| 1 | Detroit | 6.65 | 515 | 3423 |
| 2 | San Francisco | 6.62 | 478 | 3162 |
| 3 | Tampa Bay | 6.24 | 506 | 3159 |
| 4 | Arizona | 5.94 | 480 | 2851 |
| 5 | Atlanta | 5.93 | 486 | 2883 |
| 6 | Green Bay | 5.90 | 464 | 2737 |
| 7 | Los Angeles Rams | 5.72 | 469 | 2685 |
| 8 | Carolina | 5.68 | 430 | 2444 |
| 9 | Philadelphia | 5.62 | 486 | 2733 |
| 10 | Minnesota | 5.59 | 482 | 2695 |
| 11 | Washington | 5.34 | 490 | 2619 |
| 12 | Seattle | 5.28 | 465 | 2457 |
| 13 | Dallas | 5.05 | 479 | 2420 |
| 14 | New York Giants | 4.97 | 453 | 2250 |
| 15 | New Orleans | 4.95 | 437 | 2163 |
| 16 | Chicago | 4.59 | 438 | 2010 |
| | TOTALS | 5.65 | 7558 | 42691 |

NFC DEFENSIVE FIRST DOWN YARDAGE

| RANK | TEAM | YDS/PL | PLAYS | YARDS |
|------|------------------|-------------|-------------|--------------|
| 1 | Washington | 5.05 | 454 | 2292 |
| 2 | Philadelphia | 5.05 | 433 | 2188 |
| 3 | Minnesota | 5.25 | 469 | 2464 |
| 4 | Detroit | 5.28 | 459 | 2422 |
| 5 | Arizona | 5.48 | 463 | 2539 |
| 6 | San Francisco | 5.50 | 444 | 2442 |
| 7 | New York Giants | 5.53 | 468 | 2586 |
| 8 | Los Angeles Rams | 5.53 | 467 | 2581 |
| 9 | Tampa Bay | 5.53 | 469 | 2594 |
| 10 | Green Bay | 5.62 | 461 | 2592 |
| 11 | New Orleans | 5.63 | 491 | 2764 |
| 12 | Atlanta | 5.87 | 472 | 2772 |
| 13 | Carolina | 6.19 | 530 | 3279 |
| 14 | Seattle | 6.25 | 475 | 2968 |
| 15 | Dallas | 6.36 | 471 | 2995 |
| 16 | Chicago | 6.37 | 469 | 2989 |
| | TOTALS | 5.67 | 7495 | 42467 |

2024 NATIONAL FOOTBALL LEAGUE

NFL OFFENSIVE FIRST DOWN YARDAGE

| RANK | TEAM | YDS/PL | PLAYS | YARDS |
|------|----------------------|-------------|--------------|--------------|
| 1 | Baltimore | 6.87 | 499 | 3426 |
| 2 | Detroit | 6.65 | 515 | 3423 |
| 3 | San Francisco | 6.62 | 478 | 3162 |
| 4 | Tampa Bay | 6.24 | 506 | 3159 |
| 5 | Cincinnati | 6.15 | 490 | 3015 |
| 6 | Indianapolis | 6.07 | 464 | 2818 |
| 7 | Arizona | 5.94 | 480 | 2851 |
| 8 | Atlanta | 5.93 | 486 | 2883 |
| 9 | Green Bay | 5.90 | 464 | 2737 |
| 10 | Los Angeles Rams | 5.72 | 469 | 2685 |
| 11 | Houston | 5.70 | 463 | 2640 |
| 12 | Carolina | 5.68 | 430 | 2444 |
| 13 | Philadelphia | 5.62 | 486 | 2733 |
| 14 | Minnesota | 5.59 | 482 | 2695 |
| 15 | Buffalo | 5.47 | 456 | 2494 |
| 16 | Miami | 5.42 | 486 | 2632 |
| 17 | Washington | 5.34 | 490 | 2619 |
| 18 | Seattle | 5.28 | 465 | 2457 |
| 19 | Jacksonville | 5.20 | 435 | 2261 |
| 20 | Kansas City | 5.16 | 470 | 2423 |
| 21 | Denver | 5.05 | 453 | 2289 |
| 22 | Dallas | 5.05 | 479 | 2420 |
| 23 | Las Vegas | 5.04 | 465 | 2342 |
| 24 | Tennessee | 5.01 | 450 | 2255 |
| 25 | Los Angeles Chargers | 4.99 | 440 | 2197 |
| 26 | New York Giants | 4.97 | 453 | 2250 |
| 27 | New Orleans | 4.95 | 437 | 2163 |
| 28 | New York Jets | 4.88 | 437 | 2133 |
| 29 | Cleveland | 4.78 | 469 | 2240 |
| 30 | New England | 4.70 | 440 | 2070 |
| 31 | Chicago | 4.59 | 438 | 2010 |
| 32 | Pittsburgh | 4.50 | 460 | 2071 |
| | TOTALS | 5.49 | 14935 | 81997 |

2024 NATIONAL FOOTBALL LEAGUE

NFL DEFENSIVE FIRST DOWN YARDAGE

| RANK | TEAM | YDS/PL | PLAYS | YARDS |
|------|----------------------|-------------|--------------|--------------|
| 1 | New York Jets | 4.29 | 466 | 2001 |
| 2 | Las Vegas | 4.63 | 457 | 2117 |
| 3 | Houston | 5.02 | 454 | 2281 |
| 4 | Washington | 5.05 | 454 | 2292 |
| 5 | Cleveland | 5.05 | 457 | 2308 |
| 6 | Philadelphia | 5.05 | 433 | 2188 |
| 7 | Indianapolis | 5.06 | 487 | 2462 |
| 8 | Cincinnati | 5.08 | 484 | 2460 |
| 9 | Denver | 5.10 | 469 | 2393 |
| 10 | Minnesota | 5.25 | 469 | 2464 |
| 11 | Kansas City | 5.26 | 442 | 2326 |
| 12 | Detroit | 5.28 | 459 | 2422 |
| 13 | New England | 5.35 | 467 | 2497 |
| 14 | Buffalo | 5.40 | 476 | 2572 |
| 15 | Baltimore | 5.46 | 463 | 2530 |
| 16 | Arizona | 5.48 | 463 | 2539 |
| 17 | San Francisco | 5.50 | 444 | 2442 |
| 18 | New York Giants | 5.53 | 468 | 2586 |
| 19 | Los Angeles Rams | 5.53 | 467 | 2581 |
| 20 | Tampa Bay | 5.53 | 469 | 2594 |
| 21 | Pittsburgh | 5.61 | 463 | 2597 |
| 22 | Green Bay | 5.62 | 461 | 2592 |
| 23 | New Orleans | 5.63 | 491 | 2764 |
| 24 | Los Angeles Chargers | 5.65 | 452 | 2554 |
| 25 | Tennessee | 5.67 | 443 | 2511 |
| 26 | Miami | 5.81 | 451 | 2620 |
| 27 | Atlanta | 5.87 | 472 | 2772 |
| 28 | Carolina | 6.19 | 530 | 3279 |
| 29 | Seattle | 6.25 | 475 | 2968 |
| 30 | Dallas | 6.36 | 471 | 2995 |
| 31 | Chicago | 6.37 | 469 | 2989 |
| 32 | Jacksonville | 6.49 | 509 | 3301 |
| | TOTALS | 5.49 | 14935 | 81997 |

2024 NATIONAL FOOTBALL LEAGUE

2024 NATIONAL FOOTBALL LEAGUE

AFC KICKOFFS (RECEIVING TEAM)

| RANK | TEAM | TOTAL KO | ADJ KO | TB | TB% | EZ | EZ% | OB | IN20 | AVG START |
|------|----------------------|-------------|-------------|------------|--------------|-------------|--------------|-----------|-----------|-------------|
| 1 | Cincinnati | 88 | 87 | 48 | 55.2% | 59 | 67.8% | 0 | 3 | 30.5 |
| 2 | Houston | 83 | 82 | 58 | 70.7% | 72 | 87.8% | 1 | 4 | 30.4 |
| 3 | Las Vegas | 99 | 99 | 74 | 74.7% | 82 | 82.8% | 2 | 3 | 30.3 |
| 4 | Miami | 83 | 82 | 54 | 65.9% | 62 | 75.6% | 2 | 3 | 30.1 |
| 5 | Denver | 75 | 72 | 58 | 80.6% | 62 | 86.1% | 2 | 1 | 30.1 |
| 6 | New York Jets | 92 | 90 | 62 | 68.9% | 77 | 85.6% | 0 | 1 | 30.0 |
| 7 | Indianapolis | 94 | 94 | 72 | 76.6% | 84 | 89.4% | 0 | 3 | 29.8 |
| 8 | Buffalo | 79 | 76 | 52 | 68.4% | 59 | 77.6% | 1 | 3 | 29.7 |
| 9 | Los Angeles Chargers | 74 | 70 | 49 | 70.0% | 60 | 85.7% | 1 | 3 | 29.5 |
| 10 | Cleveland | 91 | 91 | 49 | 53.8% | 56 | 61.5% | 0 | 4 | 29.5 |
| 11 | Pittsburgh | 82 | 80 | 55 | 68.8% | 60 | 75.0% | 1 | 2 | 29.3 |
| 12 | New England | 93 | 92 | 66 | 71.7% | 78 | 84.8% | 1 | 1 | 29.2 |
| 13 | Baltimore | 84 | 77 | 47 | 61.0% | 58 | 75.3% | 1 | 5 | 29.1 |
| 14 | Jacksonville | 96 | 96 | 67 | 69.8% | 78 | 81.3% | 0 | 4 | 29.1 |
| 15 | Kansas City | 76 | 73 | 44 | 60.3% | 54 | 74.0% | 1 | 6 | 29.0 |
| 16 | Tennessee | 98 | 93 | 55 | 59.1% | 74 | 79.6% | 2 | 5 | 28.9 |
| | TOTALS | 1387 | 1354 | 910 | 67.2% | 1075 | 79.4% | 15 | 51 | 29.7 |

AFC KICKOFFS (KICKING TEAM)

| RANK | TEAM | TOTAL KO | ADJ KO | TB | TB% | EZ | EZ% | OB | IN20 | AVG START |
|------|----------------------|-------------|-------------|------------|--------------|-------------|--------------|-----------|-----------|-------------|
| 1 | Las Vegas | 80 | 75 | 51 | 68.0% | 57 | 76.0% | 1 | 3 | 28.8 |
| 2 | Houston | 88 | 85 | 42 | 49.4% | 54 | 63.5% | 3 | 5 | 29.2 |
| 3 | Cincinnati | 98 | 94 | 74 | 78.7% | 82 | 87.2% | 1 | 4 | 29.3 |
| 4 | Jacksonville | 77 | 76 | 65 | 85.5% | 71 | 93.4% | 0 | 1 | 29.3 |
| 5 | New England | 70 | 67 | 46 | 68.7% | 55 | 82.1% | 1 | 1 | 29.5 |
| 6 | Miami | 87 | 83 | 66 | 79.5% | 72 | 86.7% | 2 | 3 | 29.5 |
| 7 | Denver | 95 | 90 | 70 | 77.8% | 82 | 91.1% | 2 | 2 | 29.5 |
| 8 | New York Jets | 76 | 74 | 44 | 59.5% | 52 | 70.3% | 1 | 5 | 29.6 |
| 9 | Kansas City | 87 | 86 | 60 | 69.8% | 72 | 83.7% | 1 | 3 | 29.7 |
| 10 | Cleveland | 64 | 62 | 38 | 61.3% | 49 | 79.0% | 0 | 3 | 29.9 |
| 11 | Baltimore | 105 | 104 | 76 | 73.1% | 89 | 85.6% | 0 | 5 | 29.9 |
| 12 | Los Angeles Chargers | 94 | 92 | 65 | 70.7% | 78 | 84.8% | 2 | 1 | 30.1 |
| 13 | Pittsburgh | 90 | 90 | 49 | 54.4% | 61 | 67.8% | 1 | 2 | 30.6 |
| 14 | Buffalo | 103 | 101 | 75 | 74.3% | 86 | 85.1% | 2 | 3 | 30.6 |
| 15 | Indianapolis | 88 | 86 | 73 | 84.9% | 82 | 95.3% | 0 | 0 | 30.7 |
| 16 | Tennessee | 70 | 67 | 39 | 58.2% | 52 | 77.6% | 1 | 4 | 31.6 |
| | TOTALS | 1372 | 1332 | 933 | 70.0% | 1094 | 82.1% | 18 | 45 | 29.9 |

ADJ KO: Adjusted kickoffs are used to compute Avg. Team Drive Start. Adjusted kickoffs do not include inside kicks or kickoffs at the end of a half unless either kickoff is returned for a touchdown. Adjusted kickoffs also do not include non-inside kickoffs that result in the kicking team ultimately retaining possession.

IN20: The number of drives that start inside (not including) the 20-yard line.

2024 NATIONAL FOOTBALL LEAGUE

NFC KICKOFFS (RECEIVING TEAM)

| RANK | TEAM | TOTAL KO | ADJ KO | TB | TB% | EZ | EZ% | OB | IN20 | AVG START |
|------|------------------|-------------|-------------|------------|--------------|-------------|--------------|-----------|-----------|-------------|
| 1 | Dallas | 100 | 98 | 64 | 65.3% | 80 | 81.6% | 1 | 5 | 31.3 |
| 2 | Washington | 90 | 88 | 48 | 54.5% | 59 | 67.0% | 4 | 0 | 31.3 |
| 3 | Detroit | 81 | 79 | 63 | 79.7% | 68 | 86.1% | 3 | 0 | 30.7 |
| 4 | New York Giants | 92 | 90 | 54 | 60.0% | 65 | 72.2% | 2 | 2 | 30.6 |
| 5 | Chicago | 90 | 87 | 59 | 67.8% | 72 | 82.8% | 3 | 0 | 30.3 |
| 6 | San Francisco | 93 | 91 | 60 | 65.9% | 74 | 81.3% | 2 | 4 | 30.2 |
| 7 | Arizona | 89 | 87 | 60 | 69.0% | 72 | 82.8% | 2 | 2 | 30.0 |
| 8 | Los Angeles Rams | 87 | 83 | 56 | 67.5% | 64 | 77.1% | 0 | 2 | 29.7 |
| 9 | Seattle | 85 | 81 | 47 | 58.0% | 65 | 80.2% | 0 | 5 | 29.6 |
| 10 | Green Bay | 75 | 72 | 51 | 70.8% | 60 | 83.3% | 2 | 3 | 29.5 |
| 11 | Philadelphia | 75 | 71 | 39 | 54.9% | 47 | 66.2% | 0 | 3 | 29.2 |
| 12 | Tampa Bay | 88 | 85 | 55 | 64.7% | 71 | 83.5% | 1 | 4 | 29.1 |
| 13 | Minnesota | 73 | 68 | 53 | 77.9% | 60 | 88.2% | 1 | 0 | 29.1 |
| 14 | Atlanta | 94 | 92 | 63 | 68.5% | 73 | 79.3% | 0 | 3 | 29.1 |
| 15 | New Orleans | 92 | 90 | 55 | 61.1% | 70 | 77.8% | 0 | 2 | 29.0 |
| 16 | Carolina | 112 | 110 | 66 | 60.0% | 81 | 73.6% | 3 | 5 | 28.8 |
| | TOTALS | 1416 | 1372 | 893 | 65.1% | 1081 | 78.8% | 24 | 40 | 29.9 |

NFC KICKOFFS (KICKING TEAM)

| RANK | TEAM | TOTAL KO | ADJ KO | TB | TB% | EZ | EZ% | OB | IN20 | AVG START |
|------|------------------|-------------|-------------|------------|--------------|-------------|--------------|-----------|-----------|-------------|
| 1 | New Orleans | 79 | 77 | 21 | 27.3% | 39 | 50.6% | 0 | 5 | 28.2 |
| 2 | Green Bay | 95 | 93 | 44 | 47.3% | 64 | 68.8% | 1 | 3 | 28.8 |
| 3 | Chicago | 72 | 69 | 38 | 55.1% | 52 | 75.4% | 0 | 3 | 29.2 |
| 4 | Carolina | 76 | 74 | 32 | 43.2% | 43 | 58.1% | 4 | 3 | 29.4 |
| 5 | Dallas | 88 | 83 | 43 | 51.8% | 52 | 62.7% | 3 | 3 | 29.5 |
| 6 | Detroit | 110 | 108 | 85 | 78.7% | 98 | 90.7% | 0 | 1 | 29.5 |
| 7 | Tampa Bay | 106 | 104 | 80 | 76.9% | 89 | 85.6% | 1 | 1 | 29.6 |
| 8 | New York Giants | 70 | 69 | 53 | 76.8% | 60 | 87.0% | 1 | 3 | 29.7 |
| 9 | Atlanta | 90 | 89 | 62 | 69.7% | 70 | 78.7% | 1 | 4 | 29.8 |
| 10 | Los Angeles Rams | 86 | 84 | 71 | 84.5% | 81 | 96.4% | 0 | 1 | 29.8 |
| 11 | Seattle | 86 | 85 | 46 | 54.1% | 61 | 71.8% | 0 | 3 | 30.0 |
| 12 | Arizona | 87 | 86 | 71 | 82.6% | 82 | 95.3% | 1 | 2 | 30.0 |
| 13 | Minnesota | 98 | 96 | 81 | 84.4% | 87 | 90.6% | 2 | 2 | 30.1 |
| 14 | Philadelphia | 97 | 97 | 66 | 68.0% | 79 | 81.4% | 2 | 5 | 30.1 |
| 15 | Washington | 102 | 95 | 25 | 26.3% | 42 | 44.2% | 1 | 4 | 30.1 |
| 16 | San Francisco | 89 | 85 | 52 | 61.2% | 63 | 74.1% | 4 | 3 | 30.6 |
| | TOTALS | 1431 | 1394 | 870 | 62.4% | 1062 | 76.2% | 21 | 46 | 29.7 |

ADJ KO: Adjusted kickoffs are used to compute Avg. Team Drive Start. Adjusted kickoffs do not include inside kicks or kickoffs at the end of a half unless either kickoff is returned for a touchdown. Adjusted kickoffs also do not include non-inside kickoffs that result in the kicking team ultimately retaining possession.

IN20: The number of drives that start inside (not including) the 20-yard line.

2024 NATIONAL FOOTBALL LEAGUE

NFL KICKOFFS (RECEIVING TEAM)

| RANK | TEAM | TOTAL KO | ADJ KO | TB | TB% | EZ | EZ% | OB | IN20 | AVG START |
|------|----------------------|-------------|-------------|-------------|--------------|-------------|--------------|-----------|------------|-------------|
| 1 | Dallas | 100 | 98 | 64 | 65.3% | 80 | 81.6% | 1 | 5 | 31.3 |
| 2 | Washington | 90 | 88 | 48 | 54.5% | 59 | 67.0% | 4 | 0 | 31.3 |
| 3 | Detroit | 81 | 79 | 63 | 79.7% | 68 | 86.1% | 3 | 0 | 30.7 |
| 4 | New York Giants | 92 | 90 | 54 | 60.0% | 65 | 72.2% | 2 | 2 | 30.6 |
| 5 | Cincinnati | 88 | 87 | 48 | 55.2% | 59 | 67.8% | 0 | 3 | 30.5 |
| 6 | Houston | 83 | 82 | 58 | 70.7% | 72 | 87.8% | 1 | 4 | 30.4 |
| 7 | Chicago | 90 | 87 | 59 | 67.8% | 72 | 82.8% | 3 | 0 | 30.3 |
| 8 | Las Vegas | 99 | 99 | 74 | 74.7% | 82 | 82.8% | 2 | 3 | 30.3 |
| 9 | San Francisco | 93 | 91 | 60 | 65.9% | 74 | 81.3% | 2 | 4 | 30.2 |
| 10 | Miami | 83 | 82 | 54 | 65.9% | 62 | 75.6% | 2 | 3 | 30.1 |
| 11 | Denver | 75 | 72 | 58 | 80.6% | 62 | 86.1% | 2 | 1 | 30.1 |
| 12 | New York Jets | 92 | 90 | 62 | 68.9% | 77 | 85.6% | 0 | 1 | 30.0 |
| 13 | Arizona | 89 | 87 | 60 | 69.0% | 72 | 82.8% | 2 | 2 | 30.0 |
| 14 | Indianapolis | 94 | 94 | 72 | 76.6% | 84 | 89.4% | 0 | 3 | 29.8 |
| 15 | Los Angeles Rams | 87 | 83 | 56 | 67.5% | 64 | 77.1% | 0 | 2 | 29.7 |
| 16 | Buffalo | 79 | 76 | 52 | 68.4% | 59 | 77.6% | 1 | 3 | 29.7 |
| 17 | Seattle | 85 | 81 | 47 | 58.0% | 65 | 80.2% | 0 | 5 | 29.6 |
| 18 | Los Angeles Chargers | 74 | 70 | 49 | 70.0% | 60 | 85.7% | 1 | 3 | 29.5 |
| 19 | Green Bay | 75 | 72 | 51 | 70.8% | 60 | 83.3% | 2 | 3 | 29.5 |
| 20 | Cleveland | 91 | 91 | 49 | 53.8% | 56 | 61.5% | 0 | 4 | 29.5 |
| 21 | Pittsburgh | 82 | 80 | 55 | 68.8% | 60 | 75.0% | 1 | 2 | 29.3 |
| 22 | New England | 93 | 92 | 66 | 71.7% | 78 | 84.8% | 1 | 1 | 29.2 |
| 23 | Philadelphia | 75 | 71 | 39 | 54.9% | 47 | 66.2% | 0 | 3 | 29.2 |
| 24 | Baltimore | 84 | 77 | 47 | 61.0% | 58 | 75.3% | 1 | 5 | 29.1 |
| 25 | Tampa Bay | 88 | 85 | 55 | 64.7% | 71 | 83.5% | 1 | 4 | 29.1 |
| 26 | Minnesota | 73 | 68 | 53 | 77.9% | 60 | 88.2% | 1 | 0 | 29.1 |
| 27 | Jacksonville | 96 | 96 | 67 | 69.8% | 78 | 81.3% | 0 | 4 | 29.1 |
| 28 | Atlanta | 94 | 92 | 63 | 68.5% | 73 | 79.3% | 0 | 3 | 29.1 |
| 29 | New Orleans | 92 | 90 | 55 | 61.1% | 70 | 77.8% | 0 | 2 | 29.0 |
| 30 | Kansas City | 76 | 73 | 44 | 60.3% | 54 | 74.0% | 1 | 6 | 29.0 |
| 31 | Tennessee | 98 | 93 | 55 | 59.1% | 74 | 79.6% | 2 | 5 | 28.9 |
| 32 | Carolina | 112 | 110 | 66 | 60.0% | 81 | 73.6% | 3 | 5 | 28.8 |
| | TOTALS | 5606 | 5452 | 3606 | 66.1% | 4312 | 79.1% | 78 | 182 | 29.8 |

ADJ KO: Adjusted kickoffs are used to compute Avg. Team Drive Start. Adjusted kickoffs do not include inside kicks or kickoffs at the end of a half unless either kickoff is returned for a touchdown. Adjusted kickoffs also do not include non-onside kickoffs that result in the kicking team ultimately retaining possession.

IN20: The number of drives that start inside (not including) the 20-yard line.

2024 NATIONAL FOOTBALL LEAGUE

NFL KICKOFFS (KICKING TEAM)

| RANK | TEAM | TOTAL KO | ADJ KO | TB | TB% | EZ | EZ% | OB | IN20 | AVG START |
|------|----------------------|-------------|-------------|-------------|--------------|-------------|--------------|-----------|------------|-------------|
| 1 | New Orleans | 79 | 77 | 21 | 27.3% | 39 | 50.6% | 0 | 5 | 28.2 |
| 2 | Green Bay | 95 | 93 | 44 | 47.3% | 64 | 68.8% | 1 | 3 | 28.8 |
| 3 | Las Vegas | 80 | 75 | 51 | 68.0% | 57 | 76.0% | 1 | 3 | 28.8 |
| 4 | Houston | 88 | 85 | 42 | 49.4% | 54 | 63.5% | 3 | 5 | 29.2 |
| 5 | Chicago | 72 | 69 | 38 | 55.1% | 52 | 75.4% | 0 | 3 | 29.2 |
| 6 | Cincinnati | 98 | 94 | 74 | 78.7% | 82 | 87.2% | 1 | 4 | 29.3 |
| 7 | Jacksonville | 77 | 76 | 65 | 85.5% | 71 | 93.4% | 0 | 1 | 29.3 |
| 8 | Carolina | 76 | 74 | 32 | 43.2% | 43 | 58.1% | 4 | 3 | 29.4 |
| 9 | Dallas | 88 | 83 | 43 | 51.8% | 52 | 62.7% | 3 | 3 | 29.5 |
| 10 | New England | 70 | 67 | 46 | 68.7% | 55 | 82.1% | 1 | 1 | 29.5 |
| 11 | Detroit | 110 | 108 | 85 | 78.7% | 98 | 90.7% | 0 | 1 | 29.5 |
| 12 | Miami | 87 | 83 | 66 | 79.5% | 72 | 86.7% | 2 | 3 | 29.5 |
| 13 | Denver | 95 | 90 | 70 | 77.8% | 82 | 91.1% | 2 | 2 | 29.5 |
| 14 | New York Jets | 76 | 74 | 44 | 59.5% | 52 | 70.3% | 1 | 5 | 29.6 |
| 15 | Tampa Bay | 106 | 104 | 80 | 76.9% | 89 | 85.6% | 1 | 1 | 29.6 |
| 16 | Kansas City | 87 | 86 | 60 | 69.8% | 72 | 83.7% | 1 | 3 | 29.7 |
| 17 | New York Giants | 70 | 69 | 53 | 76.8% | 60 | 87.0% | 1 | 3 | 29.7 |
| 18 | Atlanta | 90 | 89 | 62 | 69.7% | 70 | 78.7% | 1 | 4 | 29.8 |
| 19 | Los Angeles Rams | 86 | 84 | 71 | 84.5% | 81 | 96.4% | 0 | 1 | 29.8 |
| 20 | Cleveland | 64 | 62 | 38 | 61.3% | 49 | 79.0% | 0 | 3 | 29.9 |
| 21 | Baltimore | 105 | 104 | 76 | 73.1% | 89 | 85.6% | 0 | 5 | 29.9 |
| 22 | Seattle | 86 | 85 | 46 | 54.1% | 61 | 71.8% | 0 | 3 | 30.0 |
| 23 | Arizona | 87 | 86 | 71 | 82.6% | 82 | 95.3% | 1 | 2 | 30.0 |
| 24 | Minnesota | 98 | 96 | 81 | 84.4% | 87 | 90.6% | 2 | 2 | 30.1 |
| 25 | Philadelphia | 97 | 97 | 66 | 68.0% | 79 | 81.4% | 2 | 5 | 30.1 |
| 26 | Washington | 102 | 95 | 25 | 26.3% | 42 | 44.2% | 1 | 4 | 30.1 |
| 27 | Los Angeles Chargers | 94 | 92 | 65 | 70.7% | 78 | 84.8% | 2 | 1 | 30.1 |
| 28 | San Francisco | 89 | 85 | 52 | 61.2% | 63 | 74.1% | 4 | 3 | 30.6 |
| 29 | Pittsburgh | 90 | 90 | 49 | 54.4% | 61 | 67.8% | 1 | 2 | 30.6 |
| 30 | Buffalo | 103 | 101 | 75 | 74.3% | 86 | 85.1% | 2 | 3 | 30.6 |
| 31 | Indianapolis | 88 | 86 | 73 | 84.9% | 82 | 95.3% | 0 | 0 | 30.7 |
| 32 | Tennessee | 70 | 67 | 39 | 58.2% | 52 | 77.6% | 1 | 4 | 31.6 |
| | TOTALS | 5606 | 5452 | 3606 | 66.1% | 4312 | 79.1% | 78 | 182 | 29.8 |

ADJ KO: Adjusted kickoffs are used to compute Avg. Team Drive Start. Adjusted kickoffs do not include inside kicks or kickoffs at the end of a half unless either kickoff is returned for a touchdown. Adjusted kickoffs also do not include non-onside kickoffs that result in the kicking team ultimately retaining possession.

IN20: The number of drives that start inside (not including) the 20-yard line.

2024 NATIONAL FOOTBALL LEAGUE

AFC PLAYER SINGLE-GAME HIGHS

| CATEGORY | TOTAL | PLAYER | GAME | DETAILS |
|-----------------------------|-------|-------------------|--------------------------|------------------------------------|
| Points | 18 | | | 8 times, 7 in non-overtime games |
| Passing Yards | 497 | Jameis Winston | CLE at DEN, Dec. 2 | 34-58, 497 YDS, 4 TD, 3 INT |
| Longest Pass | 98 | Will Levis | TEN vs. MIN, Nov. 17 | to Nick Westbrook-Ikhine (TD) |
| Passing Touchdowns | 5 | | | 4 times, -1 in non-overtime games |
| | 5 | | | 4 times, 3 in non-overtime games |
| Rushing Yards | 218 | Jonathan Taylor | IND vs. TEN, Dec. 22 | 29-218, 3 TD |
| Rushing Attempts | 34 | Jonathan Taylor | IND vs. JAX, Jan. 5 (OT) | 34-177, 1 TD |
| | 32 | Jonathan Taylor | IND at NYG, Dec. 29 | 32-125, 2 TD |
| Longest Rush | 92 | Dameon Pierce | HOU at TEN, Jan. 5 | (TD) |
| Receptions | 14 | Travis Kelce | KC vs. TB, Nov. 4 (OT) | 14-100, 0 TD |
| | 14 | Ja'Marr Chase | CIN at DAL, Dec. 9 | 14-177, 2 TD |
| Receiving Yards | 264 | Ja'Marr Chase | CIN at BAL, Nov. 7 | 11-264, 3 TD |
| Kickoff Return Yards | 182 | Derius Davis | LAC vs. TB, Dec. 15 | 7-182, 0 TD |
| Kickoff Returns | 7 | Derius Davis | LAC vs. TB, Dec. 15 | 7-182, 0 TD |
| Longest Kickoff Return | 100 | Charlie Jones | CIN at CLE, Oct. 20 | (TD) |
| Punt Return Yards | 97 | Marvin Mims Jr. | DEN vs. IND, Dec. 15 | 3-97, 1 FC, 0 TD |
| Punt Returns | 5 | | | 10 times in non-overtime games |
| Longest Punt Return | 96 | Parker Washington | JAX vs. NE, Oct. 20 | (TD) |
| Interceptions | 2 | | | 11 times, 10 in non-overtime games |
| Longest Interception Return | 100 | Pat Surtain II | DEN vs. LV, Oct. 6 | (TD) |
| Sacks | 4.0 | Trey Hendrickson | CIN vs. LV, Nov. 3 | |
| Scrimmage Yards | 264 | Ja'Marr Chase | CIN at BAL, Nov. 7 | Rush: 0-0, Rec: 11-264 |
| Longest Punt | 84 | Corey Bojorquez | CLE at LV, Sep. 29 | |
| Punts | 9 | Matt Araiza | KC at CLE, Dec. 15 | 9-399 (44.3) |
| Field Goals Made | 6 | Chris Boswell | PIT at ATL, Sep. 8 | 6-6, 57 long |
| | 6 | Chris Boswell | PIT vs. BAL, Nov. 17 | 6-6, 57 long |
| Longest Field Goal | 63 | Joey Slye | NE at SF, Sep. 29 | |

2024 NATIONAL FOOTBALL LEAGUE

NFC PLAYER SINGLE-GAME HIGHS

| CATEGORY | TOTAL | PLAYER | GAME | DETAILS |
|-----------------------------|-------|----------------------|-------------------------|----------------------------------|
| Points | 24 | Alvin Kamara | NO at DAL, Sep. 15 | 4 TD |
| | 24 | Jahmyr Gibbs | DET vs. MIN, Jan. 5 | 4 TD |
| Passing Yards | 509 | Kirk Cousins | ATL vs. TB, Oct. 3 (OT) | 42-58, 509 YDS, 4 TD, 1 INT |
| | 494 | Jared Goff | DET vs. BUF, Dec. 15 | 38-59, 494 YDS, 5 TD, 0 INT |
| Longest Pass | 97 | Sam Darnold | MIN vs. SF, Sep. 15 | to Justin Jefferson (TD) |
| Passing Touchdowns | 5 | | | 4 times in non-overtime games |
| Rushing Yards | 255 | Saquon Barkley | PHI at LAR, Nov. 24 | 26-255, 2 TD |
| Rushing Attempts | 32 | Josh Jacobs | GB vs. IND, Sep. 15 | 32-151, 0 TD |
| Longest Rush | 76 | Isaac Guerendo | SF at SEA, Oct. 10 | |
| Receptions | 14 | Cooper Kupp | LAR at DET, Sep. 8 (OT) | 14-110, 1 TD |
| | 14 | Amon-Ra St. Brown | DET vs. BUF, Dec. 15 | 14-193, 1 TD |
| Receiving Yards | 193 | Amon-Ra St. Brown | DET vs. BUF, Dec. 15 | 14-193, 1 TD |
| Kickoff Return Yards | 208 | Deebo Samuel Sr. | SF at BUF, Dec. 1 | 6-208, 0 TD |
| Kickoff Returns | 8 | Raheem Blackshear | CAR at NO, Sep. 8 | 8-204, 0 TD |
| Longest Kickoff Return | 100 | Ihmir Smith-Marsette | NYG vs. IND, Dec. 29 | (TD) |
| Punt Return Yards | 190 | Kalif Raymond | DET vs. TEN, Oct. 27 | 5-190, 1 FC, 1 TD |
| Punt Returns | 5 | | | 7 times, 6 in non-overtime games |
| Longest Punt Return | 94 | Josh Blackwell | CHI at GB, Jan. 5 | (TD) |
| Interceptions | 2 | | | 6 times, 5 in non-overtime games |
| Longest Interception Return | 92 | Leonard Williams | SEA at NYJ, Dec. 1 | (TD) |
| Sacks | 4.0 | Aidan Hutchinson | DET vs. TB, Sep. 15 | |
| Scrimmage Yards | 302 | Saquon Barkley | PHI at LAR, Nov. 24 | Rush: 26-255, Rec: 4-47 |
| Longest Punt | 74 | Daniel Whelan | GB vs. MIN, Sep. 29 | |
| | 74 | Tress Way | WAS vs. PIT, Nov. 10 | |
| Punts | 11 | Matt Haack | NYG vs. PHI, Oct. 20 | 11-517 (47.0) |
| Field Goals Made | 7 | Austin Seibert | WAS vs. NYG, Sep. 15 | 7-7, 45 long |
| Longest Field Goal | 65 | Brandon Aubrey | DAL vs. BAL, Sep. 22 | |

2024 NATIONAL FOOTBALL LEAGUE

NFL PLAYER SINGLE-GAME HIGHS

| CATEGORY | TOTAL | PLAYER | GAME | DETAILS |
|-----------------------------|-------|----------------------|--------------------------|------------------------------------|
| Points | 24 | Alvin Kamara | NO at DAL, Sep. 15 | 4 TD |
| | 24 | Jahmyr Gibbs | DET vs. MIN, Jan. 5 | 4 TD |
| Passing Yards | 509 | Kirk Cousins | ATL vs. TB, Oct. 3 (OT) | 42-58, 509 YDS, 4 TD, 1 INT |
| | 497 | Jameis Winston | CLE at DEN, Dec. 2 | 34-58, 497 YDS, 4 TD, 3 INT |
| Longest Pass | 98 | Will Levis | TEN vs. MIN, Nov. 17 | to Nick Westbrook-Ikhine (TD) |
| Passing Touchdowns | 5 | | | 8 times, -1 in non-overtime games |
| | 5 | | | 8 times, 7 in non-overtime games |
| Rushing Yards | 255 | Saquon Barkley | PHI at LAR, Nov. 24 | 26-255, 2 TD |
| Rushing Attempts | 34 | Jonathan Taylor | IND vs. JAX, Jan. 5 (OT) | 34-177, 1 TD |
| | 32 | Josh Jacobs | GB vs. IND, Sep. 15 | 32-151, 0 TD |
| | 32 | Jonathan Taylor | IND at NYG, Dec. 29 | 32-125, 2 TD |
| Longest Rush | 92 | Dameon Pierce | HOU at TEN, Jan. 5 | (TD) |
| Receptions | 14 | | | 4 times, -1 in non-overtime games |
| | 14 | | | 4 times, 2 in non-overtime games |
| Receiving Yards | 264 | Ja'Marr Chase | CIN at BAL, Nov. 7 | 11-264, 3 TD |
| Kickoff Return Yards | 208 | Deebo Samuel Sr. | SF at BUF, Dec. 1 | 6-208, 0 TD |
| Kickoff Returns | 8 | Raheem Blackshear | CAR at NO, Sep. 8 | 8-204, 0 TD |
| Longest Kickoff Return | 100 | Charlie Jones | CIN at CLE, Oct. 20 | (TD) |
| | 100 | Ihmir Smith-Marsette | NYG vs. IND, Dec. 29 | (TD) |
| Punt Return Yards | 190 | Kalif Raymond | DET vs. TEN, Oct. 27 | 5-190, 1 FC, 1 TD |
| Punt Returns | 5 | | | 17 times, 16 in non-overtime games |
| Longest Punt Return | 96 | Parker Washington | JAX vs. NE, Oct. 20 | (TD) |
| Interceptions | 2 | | | 17 times, 15 in non-overtime games |
| Longest Interception Return | 100 | Pat Surtain II | DEN vs. LV, Oct. 6 | (TD) |
| Sacks | 4.0 | Aidan Hutchinson | DET vs. TB, Sep. 15 | |
| Scrimmage Yards | 302 | Saquon Barkley | PHI at LAR, Nov. 24 | Rush: 26-255, Rec: 4-47 |
| Longest Punt | 84 | Corey Bojorquez | CLE at LV, Sep. 29 | |
| Punts | 11 | Matt Haack | NYG vs. PHI, Oct. 20 | 11-517 (47.0) |
| Field Goals Made | 7 | Austin Seibert | WAS vs. NYG, Sep. 15 | 7-7, 45 long |
| Longest Field Goal | 65 | Brandon Aubrey | DAL vs. BAL, Sep. 22 | |

2024 NATIONAL FOOTBALL LEAGUE

2024 NATIONAL FOOTBALL LEAGUE

300-YARD PASSING GAMES

| YARDS | PLAYER | GAME | DETAILS |
|-------|-----------------|---------------------------|--------------------|
| 509 | Kirk Cousins | ATL vs. TB, Oct. 3 (OT) | 42-58, 4 TD, 1 INT |
| 497 | Jameis Winston | CLE at DEN, Dec. 2 | 34-58, 4 TD, 3 INT |
| 494 | Jared Goff | DET vs. BUF, Dec. 15 | 38-59, 5 TD, 0 INT |
| 428 | Joe Burrow | CIN at BAL, Nov. 7 | 34-56, 4 TD, 0 INT |
| 414 | Russell Wilson | PIT at CIN, Dec. 1 | 29-38, 3 TD, 1 INT |
| 412 | Jared Goff | DET vs. JAX, Nov. 17 | 24-29, 4 TD, 0 INT |
| 412 | Joe Burrow | CIN vs. DEN, Dec. 28 (OT) | 39-49, 3 TD, 0 INT |
| 395 | Geno Smith | SEA at DET, Sep. 30 | 38-56, 1 TD, 1 INT |
| 395 | Jameis Winston | CLE at NO, Nov. 17 | 30-46, 2 TD, 0 INT |
| 392 | Joe Burrow | CIN vs. BAL, Oct. 6 (OT) | 30-39, 5 TD, 1 INT |
| 389 | Jordan Love | GB vs. MIN, Sep. 29 | 32-54, 4 TD, 3 INT |
| 379 | Dak Prescott | DAL vs. BAL, Sep. 22 | 28-51, 2 TD, 0 INT |
| 377 | Sam Darnold | MIN vs. GB, Dec. 29 | 33-43, 3 TD, 1 INT |
| 377 | Brock Purdy | SF vs. DET, Dec. 30 | 27-35, 3 TD, 2 INT |
| 371 | Trevor Lawrence | JAX vs. IND, Oct. 6 | 28-34, 2 TD, 1 INT |
| 370 | Baker Mayfield | TB vs. BAL, Oct. 21 | 31-45, 3 TD, 2 INT |
| 369 | Joe Burrow | CIN at DAL, Dec. 9 | 33-44, 3 TD, 1 INT |
| 365 | Tua Tagovailoa | MIA at GB, Nov. 28 | 37-46, 2 TD, 0 INT |
| 363 | Caleb Williams | CHI at IND, Sep. 22 | 33-52, 2 TD, 2 INT |
| 363 | Geno Smith | SEA vs. LAR, Nov. 3 (OT) | 21-34, 3 TD, 3 INT |
| 362 | Josh Allen | BUF at DET, Dec. 15 | 23-34, 2 TD, 0 INT |
| 359 | Joe Flacco | IND at JAX, Oct. 6 | 33-44, 3 TD, 0 INT |
| 359 | Baker Mayfield | TB vs. CAR, Dec. 29 | 27-32, 5 TD, 0 INT |
| 356 | Joe Burrow | CIN at LAC, Nov. 17 | 28-50, 3 TD, 0 INT |
| 354 | Cooper Rush | DAL vs. HOU, Nov. 18 | 32-55, 1 TD, 1 INT |
| 353 | Brock Purdy | SF at TB, Nov. 10 | 25-36, 2 TD, 0 INT |
| 352 | Dak Prescott | DAL at PIT, Oct. 6 | 29-42, 2 TD, 2 INT |
| 349 | Justin Herbert | LAC at ARI, Oct. 21 | 27-39, 0 TD, 0 INT |
| 348 | Lamar Jackson | BAL at CIN, Oct. 6 (OT) | 26-42, 4 TD, 0 INT |
| 347 | Baker Mayfield | TB vs. PHI, Sep. 29 | 30-47, 2 TD, 0 INT |
| 347 | Sam Darnold | MIN vs. ATL, Dec. 8 | 22-28, 5 TD, 0 INT |
| 346 | Justin Herbert | LAC at LV, Jan. 5 | 28-36, 2 TD, 0 INT |
| 345 | C.J. Stroud | HOU vs. JAX, Sep. 29 | 27-40, 2 TD, 0 INT |
| 344 | Kirk Cousins | ATL at MIN, Dec. 8 | 23-37, 0 TD, 2 INT |
| 342 | Josh Allen | BUF at LAR, Dec. 8 | 22-37, 3 TD, 0 INT |
| 340 | Caleb Williams | CHI vs. MIN, Nov. 24 (OT) | 32-47, 2 TD, 0 INT |
| 340 | Aidan O'Connell | LV at KC, Nov. 29 | 23-35, 2 TD, 0 INT |
| 339 | Aaron Rodgers | NYJ at MIA, Dec. 8 (OT) | 27-39, 1 TD, 0 INT |
| 338 | Tua Tagovailoa | MIA vs. JAX, Sep. 8 | 23-37, 1 TD, 0 INT |
| 336 | Jared Goff | DET at CHI, Dec. 22 | 23-32, 3 TD, 0 INT |
| 334 | Jameis Winston | CLE vs. BAL, Oct. 27 | 27-41, 3 TD, 0 INT |

2024 NATIONAL FOOTBALL LEAGUE

300-YARD PASSING GAMES

| YARDS | PLAYER | GAME | DETAILS |
|-------|-------------------|--------------------------|--------------------|
| 334 | Caleb Williams | CHI vs. DET, Dec. 22 | 26-40, 2 TD, 0 INT |
| 334 | Jimmy Garoppolo | LAR vs. SEA, Jan. 5 | 27-41, 2 TD, 1 INT |
| 331 | C.J. Stroud | HOU vs. BUF, Oct. 6 | 28-38, 1 TD, 1 INT |
| 331 | Patrick Mahomes | KC vs. NO, Oct. 7 | 28-39, 0 TD, 1 INT |
| 331 | Tua Tagovailoa | MIA vs. NYJ, Dec. 8 (OT) | 33-47, 2 TD, 0 INT |
| 330 | Baker Mayfield | TB vs. ATL, Oct. 27 | 37-50, 3 TD, 2 INT |
| 330 | Sam Darnold | MIN at CHI, Nov. 24 (OT) | 22-34, 2 TD, 0 INT |
| 330 | Joe Flacco | IND at NYG, Dec. 29 | 26-38, 2 TD, 2 INT |
| 327 | Geno Smith | SEA at NE, Sep. 15 (OT) | 33-44, 1 TD, 0 INT |
| 326 | Jayden Daniels | WAS vs. CHI, Oct. 27 | 21-38, 1 TD, 0 INT |
| 326 | Joshua Dobbs | SF at ARI, Jan. 5 | 29-43, 2 TD, 2 INT |
| 325 | Baker Mayfield | TB at NO, Oct. 13 | 24-36, 4 TD, 3 INT |
| 325 | Brock Purdy | SF vs. CHI, Dec. 8 | 20-25, 2 TD, 0 INT |
| 324 | Joe Burrow | CIN vs. WAS, Sep. 23 | 29-38, 3 TD, 0 INT |
| 323 | Lamar Jackson | BAL vs. WAS, Oct. 13 | 20-26, 1 TD, 1 INT |
| 323 | Josh Allen | BUF vs. TEN, Oct. 20 | 21-33, 2 TD, 0 INT |
| 321 | Kyler Murray | ARI at LAR, Dec. 28 | 33-48, 1 TD, 2 INT |
| 321 | Bo Nix | DEN vs. KC, Jan. 5 | 26-29, 4 TD, 0 INT |
| 320 | Matthew Stafford | LAR vs. BUF, Dec. 8 | 23-30, 2 TD, 0 INT |
| 320 | Patrick Mahomes | KC at PIT, Dec. 25 | 29-38, 3 TD, 0 INT |
| 319 | Brock Purdy | SF at MIN, Sep. 15 | 28-36, 1 TD, 1 INT |
| 319 | Andy Dalton | CAR at LV, Sep. 22 | 26-37, 3 TD, 0 INT |
| 317 | Matthew Stafford | LAR at DET, Sep. 8 (OT) | 34-49, 1 TD, 1 INT |
| 317 | Tua Tagovailoa | MIA vs. NE, Nov. 24 | 29-40, 4 TD, 0 INT |
| 315 | Jared Goff | DET at DAL, Oct. 13 | 18-25, 3 TD, 0 INT |
| 314 | Geno Smith | SEA vs. MIN, Dec. 22 | 31-43, 3 TD, 2 INT |
| 313 | Brock Purdy | SF at MIA, Dec. 22 | 26-40, 2 TD, 1 INT |
| 312 | Justin Fields | PIT at IND, Sep. 29 | 22-34, 1 TD, 0 INT |
| 312 | Geno Smith | SEA vs. SF, Oct. 10 | 30-52, 1 TD, 2 INT |
| 312 | Michael Penix Jr. | ATL vs. CAR, Jan. 5 (OT) | 21-38, 2 TD, 1 INT |
| 311 | Jalen Hurts | PHI at NO, Sep. 22 | 29-38, 0 TD, 1 INT |
| 309 | Joe Burrow | CIN vs. PIT, Dec. 1 | 28-38, 3 TD, 1 INT |
| 309 | Drew Lock | NYG vs. IND, Dec. 29 | 17-23, 4 TD, 0 INT |
| 308 | Trevor Lawrence | JAX vs. GB, Oct. 27 | 21-32, 2 TD, 1 INT |
| 307 | Jared Goff | DET vs. TB, Sep. 15 | 34-55, 0 TD, 2 INT |
| 307 | Kyler Murray | ARI at MIA, Oct. 27 | 26-36, 2 TD, 0 INT |
| 307 | Bo Nix | DEN vs. ATL, Nov. 17 | 28-33, 4 TD, 0 INT |
| 306 | Kirk Cousins | ATL at NO, Nov. 10 | 23-38, 0 TD, 1 INT |
| 306 | Patrick Mahomes | KC vs. LV, Nov. 29 | 26-46, 1 TD, 0 INT |
| 304 | Caleb Williams | CHI vs. CAR, Oct. 6 | 20-29, 2 TD, 0 INT |
| 303 | Baker Mayfield | TB at DAL, Dec. 22 | 31-43, 2 TD, 1 INT |

2024 NATIONAL FOOTBALL LEAGUE

300-YARD PASSING GAMES

| YARDS | PLAYER | GAME | DETAILS |
|-------|------------|--------------------|--------------------|
| 303 | Jared Goff | DET at SF, Dec. 30 | 26-34, 3 TD, 0 INT |

2024 NATIONAL FOOTBALL LEAGUE

2024 NATIONAL FOOTBALL LEAGUE

100-YARD RECEIVING GAMES

| YARDS | PLAYER | GAME | DETAILS |
|-------|--------------------|--------------------------|--------------|
| 264 | Ja'Marr Chase | CIN at BAL, Nov. 7 | 11 REC, 3 TD |
| 235 | Jerry Jeudy | CLE at DEN, Dec. 2 | 9 REC, 1 TD |
| 198 | Davante Adams | NYJ at JAX, Dec. 15 | 9 REC, 2 TD |
| 193 | Ja'Marr Chase | CIN vs. BAL, Oct. 6 (OT) | 10 REC, 2 TD |
| 193 | Amon-Ra St. Brown | DET vs. BUF, Dec. 15 | 14 REC, 1 TD |
| 187 | Drake London | ATL vs. CAR, Jan. 5 (OT) | 10 REC, 2 TD |
| 186 | Quentin Johnston | LAC at LV, Jan. 5 | 13 REC, 0 TD |
| 180 | Jaxon Smith-Njigba | SEA vs. LAR, Nov. 3 (OT) | 7 REC, 2 TD |
| 177 | Ja'Marr Chase | CIN at DAL, Dec. 9 | 14 REC, 2 TD |
| 175 | Jauan Jennings | SF at LAR, Sep. 22 | 11 REC, 3 TD |
| 171 | Malik Nabers | NYG vs. IND, Dec. 29 | 7 REC, 2 TD |
| 170 | Dallas Goedert | PHI at NO, Sep. 22 | 10 REC, 0 TD |
| 162 | Jordan Addison | MIN at CHI, Nov. 24 (OT) | 8 REC, 1 TD |
| 162 | Puka Nacua | LAR vs. BUF, Dec. 8 | 12 REC, 1 TD |
| 161 | Amon-Ra St. Brown | DET vs. JAX, Nov. 17 | 11 REC, 2 TD |
| 159 | Mike Evans | TB at LAC, Dec. 15 | 9 REC, 2 TD |
| 154 | Drake London | ATL vs. TB, Oct. 3 (OT) | 12 REC, 1 TD |
| 151 | Nico Collins | HOU vs. JAX, Sep. 29 | 12 REC, 1 TD |
| 151 | George Kittle | SF vs. CHI, Dec. 8 | 6 REC, 0 TD |
| 150 | Christian Watson | GB at CHI, Nov. 17 | 4 REC, 0 TD |
| 148 | Tee Higgins | CIN at LAC, Nov. 17 | 9 REC, 1 TD |
| 147 | Brandon Aiyuk | SF vs. ARI, Oct. 6 | 8 REC, 0 TD |
| 146 | CeeDee Lamb | DAL at SF, Oct. 27 | 13 REC, 2 TD |
| 144 | Jaylen Waddle | MIA vs. NE, Nov. 24 | 8 REC, 1 TD |
| 144 | Justin Jefferson | MIN at SEA, Dec. 22 | 10 REC, 2 TD |
| 143 | Calvin Ridley | TEN at DET, Oct. 27 | 10 REC, 0 TD |
| 143 | Jameson Williams | DET at CHI, Dec. 22 | 5 REC, 1 TD |
| 142 | Jerry Jeudy | CLE at NO, Nov. 17 | 6 REC, 1 TD |
| 142 | Darnell Mooney | ATL at MIN, Dec. 8 | 6 REC, 0 TD |
| 141 | Keenan Allen | CHI vs. DET, Dec. 22 | 9 REC, 1 TD |
| 141 | Ricky Pearsall | SF vs. DET, Dec. 30 | 8 REC, 1 TD |
| 140 | Brock Bowers | LV at KC, Nov. 29 | 10 REC, 1 TD |
| 139 | Jayden Reed | GB vs. MIN, Sep. 29 | 7 REC, 1 TD |
| 138 | Jayden Reed | GB at PHI, Sep. 6 | 4 REC, 1 TD |
| 137 | Justin Jefferson | MIN vs. IND, Nov. 3 | 7 REC, 0 TD |
| 135 | Nico Collins | HOU vs. CHI, Sep. 15 | 8 REC, 1 TD |
| 134 | Alec Pierce | IND at JAX, Oct. 6 | 3 REC, 1 TD |
| 133 | Justin Jefferson | MIN vs. SF, Sep. 15 | 4 REC, 1 TD |
| 133 | Trey McBride | ARI at SEA, Nov. 24 | 12 REC, 0 TD |
| 133 | Jordan Addison | MIN vs. ATL, Dec. 8 | 8 REC, 3 TD |
| 132 | Zay Flowers | BAL vs. WAS, Oct. 13 | 9 REC, 0 TD |

2024 NATIONAL FOOTBALL LEAGUE

100-YARD RECEIVING GAMES

| YARDS | PLAYER | GAME | DETAILS |
|-------|---------------------|---------------------------|--------------|
| 132 | Justin Jefferson | MIN vs. ATL, Dec. 8 | 7 REC, 2 TD |
| 132 | Brian Thomas Jr. | JAX at LV, Dec. 22 | 9 REC, 1 TD |
| 131 | Tee Higgins | CIN vs. DEN, Dec. 28 (OT) | 11 REC, 3 TD |
| 130 | Tyreek Hill | MIA vs. JAX, Sep. 8 | 7 REC, 1 TD |
| 130 | Marvin Harrison Jr. | ARI vs. LAR, Sep. 15 | 4 REC, 2 TD |
| 130 | JuJu Smith-Schuster | KC vs. NO, Oct. 7 | 7 REC, 0 TD |
| 129 | DK Metcalf | SEA at NE, Sep. 15 (OT) | 10 REC, 1 TD |
| 129 | Puka Nacua | LAR vs. ARI, Dec. 28 | 10 REC, 0 TD |
| 128 | George Kittle | SF vs. DAL, Oct. 27 | 6 REC, 1 TD |
| 127 | Malik Nabers | NYG at WAS, Sep. 15 | 10 REC, 1 TD |
| 127 | Zay Flowers | BAL vs. DEN, Nov. 3 | 5 REC, 2 TD |
| 126 | Tank Dell | HOU at NYJ, Oct. 31 | 6 REC, 0 TD |
| 126 | Brock Bowers | LV at MIA, Nov. 17 | 13 REC, 1 TD |
| 125 | Alec Pierce | IND vs. HOU, Sep. 8 | 3 REC, 1 TD |
| 125 | Chris Godwin | TB at NO, Oct. 13 | 11 REC, 2 TD |
| 125 | Keon Coleman | BUF vs. TEN, Oct. 20 | 4 REC, 0 TD |
| 125 | Terry McLaurin | WAS vs. CHI, Oct. 27 | 5 REC, 0 TD |
| 124 | Trey McBride | ARI at MIA, Oct. 27 | 9 REC, 0 TD |
| 124 | Jameson Williams | DET vs. JAX, Nov. 17 | 4 REC, 1 TD |
| 123 | Ladd McConkey | LAC vs. CIN, Nov. 17 | 6 REC, 0 TD |
| 123 | Puka Nacua | LAR at NE, Nov. 17 | 7 REC, 1 TD |
| 123 | Trey McBride | ARI at LAR, Dec. 28 | 12 REC, 1 TD |
| 123 | Jakobi Meyers | LV vs. LAC, Jan. 5 | 9 REC, 1 TD |
| 122 | Diontae Johnson | CAR at LV, Sep. 22 | 8 REC, 1 TD |
| 122 | Darius Slayton | NYG at SEA, Oct. 6 | 8 REC, 1 TD |
| 122 | Brian Thomas Jr. | JAX vs. IND, Oct. 6 | 5 REC, 1 TD |
| 122 | Courtland Sutton | DEN at BAL, Nov. 3 | 7 REC, 0 TD |
| 122 | Alec Pierce | IND at NYG, Dec. 29 | 6 REC, 1 TD |
| 121 | Jameson Williams | DET vs. LAR, Sep. 8 (OT) | 5 REC, 1 TD |
| 121 | Rashod Bateman | BAL at TB, Oct. 21 | 4 REC, 1 TD |
| 121 | Jakobi Meyers | LV vs. DEN, Nov. 24 | 10 REC, 0 TD |
| 120 | DeVonta Smith | PHI vs. DAL, Dec. 29 | 6 REC, 2 TD |
| 119 | A.J. Brown | PHI vs. GB, Sep. 6 | 5 REC, 1 TD |
| 119 | Amon-Ra St. Brown | DET vs. TB, Sep. 15 | 11 REC, 0 TD |
| 119 | Nico Collins | HOU at JAX, Dec. 1 | 8 REC, 0 TD |
| 118 | Ja'Marr Chase | CIN vs. WAS, Sep. 23 | 6 REC, 2 TD |
| 118 | Quentin Johnston | LAC at CLE, Nov. 3 | 4 REC, 1 TD |
| 118 | Mike Evans | TB at CAR, Dec. 1 (OT) | 8 REC, 1 TD |
| 117 | Nico Collins | HOU at IND, Sep. 8 | 6 REC, 0 TD |
| 117 | Chris Godwin | TB at DET, Sep. 15 | 7 REC, 1 TD |
| 117 | Jaxon Smith-Njigba | SEA at NE, Sep. 15 (OT) | 12 REC, 0 TD |

2024 NATIONAL FOOTBALL LEAGUE

100-YARD RECEIVING GAMES

| YARDS | PLAYER | GAME | DETAILS |
|-------|-----------------------|--------------------------|--------------|
| 117 | Nick Westbrook-Ikhine | TEN vs. MIN, Nov. 17 | 2 REC, 1 TD |
| 117 | Puka Nacua | LAR vs. PHI, Nov. 24 | 9 REC, 0 TD |
| 117 | Ladd McConkey | LAC at ATL, Dec. 1 | 9 REC, 0 TD |
| 117 | Kayshon Boutte | NE vs. BUF, Jan. 5 | 7 REC, 1 TD |
| 116 | A.J. Brown | PHI vs. CLE, Oct. 13 | 6 REC, 1 TD |
| 116 | CeeDee Lamb | DAL at CAR, Dec. 15 | 9 REC, 1 TD |
| 115 | Malik Nabers | NYG vs. DAL, Sep. 26 | 12 REC, 0 TD |
| 115 | Justin Jefferson | MIN at LAR, Oct. 24 | 8 REC, 0 TD |
| 115 | Zay Flowers | BAL at CLE, Oct. 27 | 7 REC, 0 TD |
| 115 | Tylan Wallace | BAL vs. CIN, Nov. 7 | 3 REC, 1 TD |
| 115 | Tyreek Hill | MIA vs. NYJ, Dec. 8 (OT) | 10 REC, 1 TD |
| 114 | Allen Lazard | NYJ vs. BUF, Oct. 14 | 6 REC, 1 TD |
| 114 | T.J. Hockenson | MIN at CHI, Nov. 24 (OT) | 7 REC, 0 TD |
| 114 | Christian Watson | GB at DET, Dec. 5 | 4 REC, 0 TD |
| 114 | Garrett Wilson | NYJ at MIA, Dec. 8 (OT) | 7 REC, 0 TD |
| 114 | Ty Johnson | BUF at DET, Dec. 15 | 5 REC, 0 TD |
| 113 | George Pickens | PIT at IND, Sep. 29 | 7 REC, 0 TD |
| 113 | Michael Pittman | IND vs. PIT, Sep. 29 | 6 REC, 0 TD |
| 113 | Garrett Wilson | NYJ at NE, Oct. 27 | 5 REC, 0 TD |
| 113 | Jayden Reed | GB vs. DET, Nov. 3 | 5 REC, 0 TD |
| 113 | Terry McLaurin | WAS vs. PIT, Nov. 10 | 5 REC, 0 TD |
| 113 | Jonnu Smith | MIA at GB, Nov. 28 | 10 REC, 0 TD |
| 112 | Rome Odunze | CHI at IND, Sep. 22 | 6 REC, 1 TD |
| 112 | Terry McLaurin | WAS vs. CLE, Oct. 6 | 4 REC, 0 TD |
| 112 | Amon-Ra St. Brown | DET at MIN, Oct. 20 | 8 REC, 1 TD |
| 112 | George Kittle | SF vs. DET, Dec. 30 | 8 REC, 0 TD |
| 111 | Isaiah Likely | BAL at KC, Sep. 5 | 9 REC, 1 TD |
| 111 | Zay Flowers | BAL at CIN, Oct. 6 (OT) | 7 REC, 0 TD |
| 111 | George Pickens | PIT vs. NYJ, Oct. 20 | 5 REC, 1 TD |
| 111 | Marvin Harrison Jr. | ARI at MIA, Oct. 27 | 6 REC, 1 TD |
| 111 | Ladd McConkey | LAC vs. NO, Oct. 27 | 6 REC, 2 TD |
| 111 | Elijah Moore | CLE at DEN, Dec. 2 | 8 REC, 0 TD |
| 111 | Sam LaPorta | DET vs. BUF, Dec. 15 | 7 REC, 0 TD |
| 110 | Cooper Kupp | LAR at DET, Sep. 8 (OT) | 14 REC, 1 TD |
| 110 | Davante Adams | LV at BAL, Sep. 15 | 9 REC, 1 TD |
| 110 | Deebo Samuel Sr. | SF at MIN, Sep. 15 | 8 REC, 0 TD |
| 110 | Rashee Rice | KC at ATL, Sep. 22 | 12 REC, 1 TD |
| 110 | Jaxon Smith-Njigba | SEA at SF, Nov. 17 | 10 REC, 0 TD |
| 110 | A.J. Brown | PHI vs. PIT, Dec. 15 | 8 REC, 1 TD |
| 110 | Jalen Coker | CAR vs. DAL, Dec. 15 | 4 REC, 1 TD |
| 110 | Adam Thielen | CAR at TB, Dec. 29 | 5 REC, 2 TD |

2024 NATIONAL FOOTBALL LEAGUE

100-YARD RECEIVING GAMES

| YARDS | PLAYER | GAME | DETAILS |
|-------|--------------------------|---------------------------|--------------|
| 109 | Jaylen Waddle | MIA vs. JAX, Sep. 8 | 5 REC, 0 TD |
| 109 | Hunter Henry | NE vs. SEA, Sep. 15 (OT) | 8 REC, 0 TD |
| 109 | Josh Downs | IND at HOU, Oct. 27 | 4 REC, 1 TD |
| 109 | A.J. Brown | PHI at DAL, Nov. 10 | 5 REC, 0 TD |
| 109 | Marquez Valdes-Scantling | NO vs. ATL, Nov. 10 | 3 REC, 2 TD |
| 109 | A.J. Brown | PHI at LAR, Nov. 24 | 6 REC, 1 TD |
| 109 | Davante Adams | NYJ at MIA, Dec. 8 (OT) | 9 REC, 1 TD |
| 109 | DeVonta Smith | PHI vs. PIT, Dec. 15 | 11 REC, 1 TD |
| 109 | Michael Pittman | IND at NYG, Dec. 29 | 9 REC, 1 TD |
| 108 | Darius Slayton | NYG at PIT, Oct. 28 | 4 REC, 0 TD |
| 108 | Jerry Jeudy | CLE vs. KC, Dec. 15 | 11 REC, 0 TD |
| 107 | Garrett Wilson | NYJ vs. BUF, Oct. 14 | 8 REC, 1 TD |
| 107 | Chris Olave | NO at LAC, Oct. 27 | 8 REC, 0 TD |
| 107 | Khalil Shakir | BUF at SEA, Oct. 27 | 9 REC, 0 TD |
| 106 | Puka Nacua | LAR vs. MIN, Oct. 24 | 7 REC, 0 TD |
| 106 | Cooper Kupp | LAR at NE, Nov. 17 | 6 REC, 2 TD |
| 106 | DJ Moore | CHI vs. MIN, Nov. 24 (OT) | 7 REC, 1 TD |
| 106 | Khalil Shakir | BUF at LAR, Dec. 8 | 5 REC, 1 TD |
| 106 | George Kittle | SF at MIA, Dec. 22 | 8 REC, 0 TD |
| 106 | Drake London | ATL at WAS, Dec. 29 (OT) | 7 REC, 0 TD |
| 105 | Darnell Mooney | ATL vs. TB, Oct. 3 (OT) | 9 REC, 2 TD |
| 105 | DJ Moore | CHI vs. CAR, Oct. 6 | 5 REC, 2 TD |
| 105 | Jakobi Meyers | LV at CIN, Nov. 3 | 8 REC, 0 TD |
| 105 | Marvin Mims Jr. | DEN vs. CLE, Dec. 2 | 3 REC, 1 TD |
| 105 | Brian Thomas Jr. | JAX vs. NYJ, Dec. 15 | 10 REC, 2 TD |
| 105 | CeeDee Lamb | DAL vs. TB, Dec. 22 | 7 REC, 0 TD |
| 105 | Tyreek Hill | MIA at CLE, Dec. 29 | 9 REC, 0 TD |
| 104 | DK Metcalf | SEA vs. MIA, Sep. 22 | 4 REC, 1 TD |
| 104 | DK Metcalf | SEA at DET, Sep. 30 | 7 REC, 0 TD |
| 104 | Cooper Kupp | LAR at SEA, Nov. 3 (OT) | 11 REC, 0 TD |
| 104 | Rome Odunze | CHI at ARI, Nov. 3 | 5 REC, 0 TD |
| 103 | Rashee Rice | KC vs. BAL, Sep. 5 | 7 REC, 0 TD |
| 103 | Breece Hall | NYJ at PIT, Oct. 20 | 6 REC, 0 TD |
| 103 | Parker Washington | JAX vs. HOU, Dec. 1 | 6 REC, 1 TD |
| 103 | Marvin Mims Jr. | DEN at CIN, Dec. 28 (OT) | 8 REC, 2 TD |
| 103 | Brian Thomas Jr. | JAX at IND, Jan. 5 (OT) | 7 REC, 0 TD |
| 102 | Deebo Samuel Sr. | SF at SEA, Oct. 10 | 3 REC, 1 TD |
| 102 | Evan Engram | JAX at CHI, Oct. 13 | 10 REC, 0 TD |
| 102 | Terry McLaurin | WAS vs. DAL, Nov. 24 | 5 REC, 1 TD |
| 102 | Courtland Sutton | DEN vs. CLE, Dec. 2 | 6 REC, 0 TD |
| 102 | Adam Thielen | CAR at PHI, Dec. 8 | 9 REC, 0 TD |

2024 NATIONAL FOOTBALL LEAGUE

100-YARD RECEIVING GAMES

| YARDS | PLAYER | GAME | DETAILS |
|-------|------------------|---------------------------|--------------|
| 102 | Ja'Marr Chase | CIN vs. DEN, Dec. 28 (OT) | 9 REC, 0 TD |
| 101 | Garrett Wilson | NYJ at MIN, Oct. 6 | 13 REC, 1 TD |
| 101 | Jonnu Smith | MIA vs. LV, Nov. 17 | 6 REC, 2 TD |
| 100 | Terry McLaurin | WAS at CIN, Sep. 23 | 4 REC, 1 TD |
| 100 | Cade Otton | TB vs. BAL, Oct. 21 | 8 REC, 0 TD |
| 100 | Courtland Sutton | DEN vs. CAR, Oct. 27 | 8 REC, 0 TD |
| 100 | Mike Gesicki | CIN vs. LV, Nov. 3 | 5 REC, 2 TD |
| 100 | Travis Kelce | KC vs. TB, Nov. 4 (OT) | 14 REC, 0 TD |
| 100 | Zay Flowers | BAL vs. PIT, Dec. 21 | 5 REC, 0 TD |

2024 NATIONAL FOOTBALL LEAGUE

2024 NATIONAL FOOTBALL LEAGUE

100-YARD RUSHING GAMES

| YARDS | PLAYER | GAME | DETAILS |
|-------|------------------|---------------------------|--------------|
| 255 | Saquon Barkley | PHI at LAR, Nov. 24 | 26 ATT, 2 TD |
| 218 | Jonathan Taylor | IND vs. TEN, Dec. 22 | 29 ATT, 3 TD |
| 199 | Derrick Henry | BAL vs. BUF, Sep. 29 | 24 ATT, 1 TD |
| 177 | Jonathan Taylor | IND vs. JAX, Jan. 5 (OT) | 34 ATT, 1 TD |
| 176 | Saquon Barkley | PHI at NYG, Oct. 20 | 17 ATT, 1 TD |
| 176 | Dameon Pierce | HOU at TEN, Jan. 5 | 19 ATT, 1 TD |
| 170 | Bijan Robinson | ATL vs. CAR, Jan. 5 (OT) | 28 ATT, 2 TD |
| 169 | Derrick Henry | BAL at TB, Oct. 21 | 15 ATT, 0 TD |
| 167 | Saquon Barkley | PHI vs. DAL, Dec. 29 | 31 ATT, 0 TD |
| 162 | Derrick Henry | BAL vs. PIT, Dec. 21 | 24 ATT, 0 TD |
| 159 | Joe Mixon | HOU at IND, Sep. 8 | 30 ATT, 1 TD |
| 159 | Saquon Barkley | PHI vs. JAX, Nov. 3 | 27 ATT, 1 TD |
| 155 | Alvin Kamara | NO at CAR, Nov. 3 | 29 ATT, 0 TD |
| 153 | Chuba Hubbard | CAR vs. NYG, Nov. 10 (OT) | 28 ATT, 1 TD |
| 152 | Bucky Irving | TB at CAR, Dec. 1 (OT) | 25 ATT, 1 TD |
| 152 | Chuba Hubbard | CAR vs. ARI, Dec. 22 (OT) | 25 ATT, 2 TD |
| 151 | Josh Jacobs | GB vs. IND, Sep. 15 | 32 ATT, 0 TD |
| 151 | Derrick Henry | BAL at DAL, Sep. 22 | 25 ATT, 2 TD |
| 150 | Saquon Barkley | PHI at WAS, Dec. 22 | 29 ATT, 2 TD |
| 149 | Rico Dowdle | DAL at CAR, Dec. 15 | 25 ATT, 0 TD |
| 147 | Jordan Mason | SF vs. NYJ, Sep. 9 | 28 ATT, 1 TD |
| 147 | Saquon Barkley | PHI at NO, Sep. 22 | 17 ATT, 2 TD |
| 147 | Derrick Henry | BAL at HOU, Dec. 25 | 27 ATT, 1 TD |
| 146 | Saquon Barkley | PHI vs. WAS, Nov. 14 | 26 ATT, 2 TD |
| 145 | Tyrone Tracy Jr. | NYG at PIT, Oct. 28 | 20 ATT, 1 TD |
| 140 | Derrick Henry | BAL at LAC, Nov. 25 | 24 ATT, 0 TD |
| 139 | Jahmyr Gibbs | DET vs. MIN, Jan. 5 | 23 ATT, 3 TD |
| 138 | Taysom Hill | NO vs. CLE, Nov. 17 | 7 ATT, 3 TD |
| 138 | Derrick Henry | BAL vs. CLE, Jan. 4 | 20 ATT, 2 TD |
| 136 | Sean Tucker | TB at NO, Oct. 13 | 14 ATT, 1 TD |
| 135 | J.K. Dobbins | LAC vs. LV, Sep. 8 | 10 ATT, 1 TD |
| 134 | Zach Charbonnet | SEA at ARI, Dec. 8 | 22 ATT, 2 TD |
| 133 | Brian Robinson | WAS vs. NYG, Sep. 15 | 17 ATT, 0 TD |
| 132 | Derrick Henry | BAL vs. WAS, Oct. 13 | 24 ATT, 2 TD |
| 131 | J.K. Dobbins | LAC at CAR, Sep. 15 | 17 ATT, 1 TD |
| 131 | Rico Dowdle | DAL vs. CIN, Dec. 9 | 18 ATT, 0 TD |
| 129 | Tyrone Tracy Jr. | NYG at SEA, Oct. 6 | 18 ATT, 0 TD |
| 129 | D'Andre Swift | CHI at WAS, Oct. 27 | 18 ATT, 1 TD |
| 128 | Tony Pollard | TEN vs. NE, Nov. 3 (OT) | 28 ATT, 0 TD |
| 127 | Jahmyr Gibbs | DET vs. TEN, Oct. 27 | 11 ATT, 1 TD |
| 127 | Josh Jacobs | GB at JAX, Oct. 27 | 25 ATT, 2 TD |

2024 NATIONAL FOOTBALL LEAGUE

100-YARD RUSHING GAMES

| YARDS | PLAYER | GAME | DETAILS |
|-------|---------------------|---------------------------|--------------|
| 127 | Jayden Daniels | WAS vs. ATL, Dec. 29 (OT) | 16 ATT, 0 TD |
| 125 | Bijan Robinson | ATL at LV, Dec. 16 | 22 ATT, 0 TD |
| 125 | Jonathan Taylor | IND at NYG, Dec. 29 | 32 ATT, 2 TD |
| 124 | Saquon Barkley | PHI vs. CAR, Dec. 8 | 20 ATT, 0 TD |
| 123 | Jordan Mason | SF vs. NE, Sep. 29 | 24 ATT, 1 TD |
| 122 | Lamar Jackson | BAL at KC, Sep. 5 | 16 ATT, 0 TD |
| 122 | James Conner | ARI vs. LAR, Sep. 15 | 21 ATT, 1 TD |
| 122 | Kyren Williams | LAR at NYJ, Dec. 22 | 23 ATT, 1 TD |
| 121 | De'Von Achane | MIA at NYJ, Jan. 5 | 11 ATT, 1 TD |
| 120 | Rhamondre Stevenson | NE at CIN, Sep. 8 | 25 ATT, 1 TD |
| 120 | Chase Brown | CIN vs. LV, Nov. 3 | 27 ATT, 0 TD |
| 120 | De'Von Achane | MIA vs. SF, Dec. 22 | 17 ATT, 1 TD |
| 119 | Tony Pollard | TEN at HOU, Nov. 24 | 24 ATT, 1 TD |
| 118 | Tank Bigsby | JAX vs. NE, Oct. 20 | 26 ATT, 2 TD |
| 117 | Bucky Irving | TB at LAC, Dec. 15 | 15 ATT, 0 TD |
| 117 | James Conner | ARI at CAR, Dec. 22 (OT) | 15 ATT, 1 TD |
| 117 | Jahmyr Gibbs | DET at SF, Dec. 30 | 18 ATT, 1 TD |
| 116 | Jahmyr Gibbs | DET at MIN, Oct. 20 | 15 ATT, 2 TD |
| 116 | Bijan Robinson | ATL at NO, Nov. 10 | 20 ATT, 2 TD |
| 115 | Alvin Kamara | NO at DAL, Sep. 15 | 20 ATT, 3 TD |
| 115 | Joe Mixon | HOU at GB, Oct. 20 | 25 ATT, 2 TD |
| 115 | Ameer Abdullah | LV at NO, Dec. 29 | 20 ATT, 0 TD |
| 114 | Chuba Hubbard | CAR at LV, Sep. 22 | 21 ATT, 0 TD |
| 114 | Najee Harris | PIT vs. NYG, Oct. 28 | 19 ATT, 0 TD |
| 114 | Jonathan Taylor | IND vs. BUF, Nov. 10 | 21 ATT, 0 TD |
| 113 | Breece Hall | NYJ vs. BUF, Oct. 14 | 18 ATT, 0 TD |
| 113 | Bucky Irving | TB vs. CAR, Dec. 29 | 20 ATT, 0 TD |
| 112 | Rico Dowdle | DAL vs. NYG, Nov. 28 | 22 ATT, 1 TD |
| 112 | Alvin Kamara | NO vs. LAR, Dec. 1 | 23 ATT, 0 TD |
| 111 | James Cook | BUF at SEA, Oct. 27 | 17 ATT, 2 TD |
| 110 | Jonathan Taylor | IND vs. CHI, Sep. 22 | 23 ATT, 2 TD |
| 110 | James Conner | ARI vs. NE, Dec. 15 | 16 ATT, 2 TD |
| 109 | Saquon Barkley | PHI vs. GB, Sep. 6 | 24 ATT, 2 TD |
| 109 | Joe Mixon | HOU at DAL, Nov. 18 | 20 ATT, 3 TD |
| 109 | Jahmyr Gibbs | DET at CHI, Dec. 22 | 23 ATT, 1 TD |
| 109 | Patrick Taylor | SF at ARI, Jan. 5 | 17 ATT, 0 TD |
| 108 | Saquon Barkley | PHI at CIN, Oct. 27 | 22 ATT, 0 TD |
| 108 | Kyren Williams | LAR at SF, Dec. 12 | 29 ATT, 0 TD |
| 107 | James Conner | ARI vs. CHI, Nov. 3 | 18 ATT, 0 TD |
| 107 | Saquon Barkley | PHI at BAL, Dec. 1 | 23 ATT, 1 TD |
| 107 | James Cook | BUF vs. SF, Dec. 1 | 14 ATT, 1 TD |

2024 NATIONAL FOOTBALL LEAGUE

100-YARD RUSHING GAMES

| YARDS | PLAYER | GAME | DETAILS |
|-------|--------------------|--------------------------|--------------|
| 107 | Jonathan Taylor | IND at DEN, Dec. 15 | 22 ATT, 0 TD |
| 106 | Najee Harris | PIT at LV, Oct. 13 | 14 ATT, 1 TD |
| 106 | Joe Mixon | HOU at NYJ, Oct. 31 | 24 ATT, 1 TD |
| 106 | Derrick Henry | BAL vs. DEN, Nov. 3 | 23 ATT, 2 TD |
| 106 | Kareem Hunt | KC vs. TB, Nov. 4 (OT) | 27 ATT, 1 TD |
| 106 | Josh Jacobs | GB vs. SF, Nov. 24 | 26 ATT, 3 TD |
| 106 | Aaron Jones | MIN at CHI, Nov. 24 (OT) | 22 ATT, 1 TD |
| 105 | David Montgomery | DET at ARI, Sep. 22 | 23 ATT, 1 TD |
| 105 | Tyler Allgeier | ATL at CAR, Oct. 13 | 18 ATT, 1 TD |
| 105 | Jonathan Taylor | IND at HOU, Oct. 27 | 20 ATT, 1 TD |
| 105 | James Cook | BUF at DET, Dec. 15 | 14 ATT, 2 TD |
| 104 | James Conner | ARI vs. WAS, Sep. 29 | 18 ATT, 1 TD |
| 104 | Chuba Hubbard | CAR vs. CIN, Sep. 29 | 18 ATT, 1 TD |
| 104 | Kyren Williams | LAR at NO, Dec. 1 | 15 ATT, 1 TD |
| 104 | Rico Dowdle | DAL at PHI, Dec. 29 | 23 ATT, 0 TD |
| 103 | Kenneth Walker III | SEA vs. DEN, Sep. 8 | 20 ATT, 1 TD |
| 103 | Jonathan Taylor | IND at GB, Sep. 15 | 12 ATT, 0 TD |
| 103 | Bijan Robinson | ATL vs. SEA, Oct. 20 | 21 ATT, 1 TD |
| 103 | Tyrone Tracy Jr. | NYG at CAR, Nov. 10 (OT) | 18 ATT, 1 TD |
| 103 | Brian Robinson | WAS vs. TEN, Dec. 1 | 16 ATT, 1 TD |
| 102 | Aaron Jones | MIN vs. HOU, Sep. 22 | 19 ATT, 0 TD |
| 102 | Kyren Williams | LAR vs. GB, Oct. 6 | 22 ATT, 1 TD |
| 102 | Kareem Hunt | KC vs. NO, Oct. 7 | 27 ATT, 1 TD |
| 102 | Joe Mixon | HOU at NE, Oct. 13 | 13 ATT, 1 TD |
| 102 | Najee Harris | PIT vs. NYJ, Oct. 20 | 21 ATT, 1 TD |
| 102 | Joe Mixon | HOU vs. IND, Oct. 27 | 25 ATT, 1 TD |
| 102 | Bijan Robinson | ATL vs. LAC, Dec. 1 | 26 ATT, 1 TD |
| 102 | Tony Pollard | TEN vs. JAX, Dec. 8 | 21 ATT, 0 TD |
| 101 | Brian Robinson | WAS at ARI, Sep. 29 | 21 ATT, 1 TD |
| 101 | Tank Bigsby | JAX vs. IND, Oct. 6 | 13 ATT, 2 TD |
| 101 | James Conner | ARI vs. LAC, Oct. 21 | 19 ATT, 0 TD |
| 101 | Joe Mixon | HOU at JAX, Dec. 1 | 20 ATT, 1 TD |
| 100 | Jordan Mason | SF at MIN, Sep. 15 | 20 ATT, 1 TD |
| 100 | James Cook | BUF vs. NE, Dec. 22 | 11 ATT, 1 TD |

2024 NATIONAL FOOTBALL LEAGUE

2024 NATIONAL FOOTBALL LEAGUE

AFC LEADING PASSERS

| RANK | PLAYER | TEAM | ATT | COMP | COMP% | YDS | YPA | TD | TD% | LONG | INT | INT% | RATING |
|------|------------|------|-----|------|-------|------|------|----|------|------|-----|------|--------|
| 1 | L. Jackson | BAL | 474 | 316 | 66.7% | 4172 | 8.80 | 41 | 8.6% | 84t | 4 | 0.8% | 119.6 |
| 2 | Burrow | CIN | 652 | 460 | 70.6% | 4918 | 7.54 | 43 | 6.6% | 70t | 9 | 1.4% | 108.5 |
| 3 | Herbert | LAC | 504 | 332 | 65.9% | 3870 | 7.68 | 23 | 4.6% | 66t | 3 | 0.6% | 101.7 |
| 4 | Allen | BUF | 483 | 307 | 63.6% | 3731 | 7.72 | 28 | 5.8% | 64 | 6 | 1.2% | 101.4 |
| 5 | Tagovailoa | MIA | 399 | 291 | 72.9% | 2867 | 7.19 | 19 | 4.8% | 80t | 7 | 1.8% | 101.4 |
| 6 | Ru. Wilson | PIT | 336 | 214 | 63.7% | 2482 | 7.39 | 16 | 4.8% | 46 | 5 | 1.5% | 95.6 |
| 7 | Mahomes | KC | 581 | 392 | 67.5% | 3928 | 6.76 | 26 | 4.5% | 54t | 11 | 1.9% | 93.5 |
| 8 | *Nix | DEN | 567 | 376 | 66.3% | 3775 | 6.66 | 29 | 5.1% | 93t | 12 | 2.1% | 93.3 |
| 9 | Rodgers | NYJ | 584 | 368 | 63.0% | 3897 | 6.67 | 28 | 4.8% | 71t | 11 | 1.9% | 90.5 |
| 10 | *Maye | NE | 338 | 225 | 66.6% | 2276 | 6.73 | 15 | 4.4% | 40t | 10 | 3.0% | 88.1 |
| 11 | Stroud | HOU | 532 | 336 | 63.2% | 3727 | 7.01 | 20 | 3.8% | 67t | 12 | 2.3% | 87.0 |
| 12 | Minschew | LV | 306 | 203 | 66.3% | 2013 | 6.58 | 9 | 2.9% | 57t | 10 | 3.3% | 81.0 |

2024 NATIONAL FOOTBALL LEAGUE

AFC LEADING PASSERS, RANKS

| PLAYER | TEAM | ATT | COMP | COMP% | YDS | YPA | TD | TD% | INT | INT% | RATING |
|------------|------|-----|------|-------|-----|-----|-----|-----|-----|------|--------|
| L. Jackson | BAL | 8 | 7 | 4 | 2 | 1 | 2 | 1 | 2 | 2 | 1 |
| Burrow | CIN | 1 | 1 | 2 | 1 | 4 | 1 | 2 | 6 | 4 | 2 |
| Herbert | LAC | 6 | 6 | 8 | 5 | 3 | 7 | 8 | 1 | 1 | 3 |
| Allen | BUF | 7 | 8 | 10 | 7 | 2 | 4t | 3 | 4 | 3 | 4 |
| Tagovailoa | MIA | 9 | 9 | 1 | 9 | 6 | 9 | 6t | 5 | 6 | 5 |
| Ru. Wilson | PIT | 11 | 11 | 9 | 10 | 5 | 10 | 6t | 3 | 5 | 6 |
| Mahomes | KC | 3 | 2 | 3 | 3 | 8 | 6 | 9 | 9t | 8 | 7 |
| *Nix | DEN | 4 | 3 | 7 | 6 | 11 | 3 | 4 | 11t | 9 | 8 |
| Rodgers | NYJ | 2 | 4 | 12 | 4 | 10 | 4t | 5 | 9t | 7 | 9 |
| *Maye | NE | 10 | 10 | 5 | 11 | 9 | 11 | 10 | 7t | 11 | 10 |
| Stroud | HOU | 5 | 5 | 11 | 8 | 7 | 8 | 11 | 11t | 10 | 11 |
| Minshew | LV | 12 | 12 | 6 | 15 | 12 | 16t | 12 | 7t | 12 | 12 |

2024 NATIONAL FOOTBALL LEAGUE

AFC FOURTH-QUARTER PASSING LEADERS

| RANK | PLAYER | TEAM | ATT | COMP | COMP% | YDS | YPA | TD | TD% | INT | INT% | RATING |
|------|-------------------|--------|-----|------|-------|------|------|----|-------|-----|------|--------|
| 1 | L. Jackson | BAL | 119 | 77 | 64.7% | 1054 | 8.86 | 11 | 9.2% | 2 | 1.7% | 116.7 |
| 2 | Flacco | IND | 66 | 43 | 65.2% | 596 | 9.03 | 7 | 10.6% | 3 | 4.5% | 110.4 |
| 3 | Fields | PIT | 40 | 23 | 57.5% | 302 | 7.55 | 3 | 7.5% | 0 | 0.0% | 106.5 |
| 4 | Burrow | CIN | 163 | 108 | 66.3% | 1367 | 8.39 | 12 | 7.4% | 5 | 3.1% | 104.0 |
| 5 | Mahomes | KC | 116 | 78 | 67.2% | 791 | 6.82 | 6 | 5.2% | 1 | 0.9% | 100.2 |
| 6 | *Nix | DEN | 135 | 93 | 68.9% | 977 | 7.24 | 9 | 6.7% | 4 | 3.0% | 99.5 |
| 7 | Allen | BUF | 94 | 55 | 58.5% | 679 | 7.22 | 5 | 5.3% | 0 | 0.0% | 98.7 |
| 8 | Tagovailoa | MIA | 95 | 69 | 72.6% | 633 | 6.66 | 4 | 4.2% | 2 | 2.1% | 95.6 |
| 9 | Rodgers | NYJ | 169 | 110 | 65.1% | 1172 | 6.93 | 7 | 4.1% | 2 | 1.2% | 94.1 |
| 10 | Herbert | LAC | 99 | 55 | 55.6% | 677 | 6.84 | 5 | 5.1% | 0 | 0.0% | 93.7 |
| 11 | O'Connell | LV | 93 | 62 | 66.7% | 605 | 6.51 | 5 | 5.4% | 2 | 2.2% | 93.7 |
| 12 | M. Jones | JAX | 87 | 60 | 69.0% | 608 | 6.99 | 5 | 5.7% | 3 | 3.4% | 93.5 |
| 13 | *Maye | NE | 113 | 70 | 61.9% | 764 | 6.76 | 7 | 6.2% | 3 | 2.7% | 91.5 |
| 14 | Ru. Wilson | PIT | 89 | 54 | 60.7% | 596 | 6.70 | 5 | 5.6% | 2 | 2.2% | 89.9 |
| 15 | Rudolph | TEN | 67 | 45 | 67.2% | 452 | 6.75 | 4 | 6.0% | 3 | 4.5% | 87.4 |
| 16 | D. Watson | CLE | 58 | 39 | 67.2% | 335 | 5.78 | 2 | 3.4% | 1 | 1.7% | 86.5 |
| 17 | Minschew | LV | 102 | 69 | 67.6% | 679 | 6.66 | 4 | 3.9% | 4 | 3.9% | 82.9 |
| 18 | Stroud | HOU | 113 | 67 | 59.3% | 696 | 6.16 | 3 | 2.7% | 2 | 1.8% | 78.6 |
| 19 | Ridder | ARI-LV | 66 | 42 | 63.6% | 395 | 5.98 | 2 | 3.0% | 2 | 3.0% | 77.5 |
| 20 | Lawrence | JAX | 83 | 46 | 55.4% | 515 | 6.20 | 3 | 3.6% | 2 | 2.4% | 76.1 |
| 21 | Winston | CLE | 103 | 64 | 62.1% | 701 | 6.81 | 5 | 4.9% | 6 | 5.8% | 74.1 |
| 22 | Brissett | NE | 52 | 29 | 55.8% | 306 | 5.88 | 0 | 0.0% | 0 | 0.0% | 73.1 |
| 23 | Richardson | IND | 95 | 47 | 49.5% | 664 | 6.99 | 4 | 4.2% | 4 | 4.2% | 68.9 |
| 24 | Levis | TEN | 98 | 49 | 50.0% | 544 | 5.55 | 4 | 4.1% | 5 | 5.1% | 59.2 |
| 25 | Thompson-Robinson | CLE | 59 | 31 | 52.5% | 212 | 3.59 | 0 | 0.0% | 4 | 6.8% | 32.6 |

2024 NATIONAL FOOTBALL LEAGUE

AFC THIRD-DOWN PASSING LEADERS

| RANK | PLAYER | TEAM | ATT | COMP | COMP% | YDS | YPA | TD | TD% | INT | INT% | RATING |
|------|------------|------|-----|------|-------|------|------|----|------|-----|------|--------|
| 1 | L. Jackson | BAL | 119 | 74 | 62.2% | 977 | 8.21 | 11 | 9.2% | 0 | 0.0% | 118.9 |
| 2 | Burrow | CIN | 150 | 97 | 64.7% | 1126 | 7.51 | 13 | 8.7% | 2 | 1.3% | 110.6 |
| 3 | Mahomes | KC | 143 | 93 | 65.0% | 1076 | 7.52 | 11 | 7.7% | 1 | 0.7% | 110.4 |
| 4 | Herbert | LAC | 128 | 75 | 58.6% | 861 | 6.73 | 8 | 6.3% | 0 | 0.0% | 99.8 |
| 5 | Allen | BUF | 125 | 67 | 53.6% | 943 | 7.54 | 10 | 8.0% | 2 | 1.6% | 98.2 |
| 6 | Winston | CLE | 80 | 49 | 61.3% | 583 | 7.29 | 4 | 5.0% | 1 | 1.3% | 94.9 |
| 7 | Ru. Wilson | PIT | 101 | 60 | 59.4% | 849 | 8.41 | 6 | 5.9% | 3 | 3.0% | 94.0 |
| 8 | *Nix | DEN | 165 | 103 | 62.4% | 1164 | 7.05 | 9 | 5.5% | 5 | 3.0% | 89.1 |
| 9 | *Maye | NE | 82 | 48 | 58.5% | 530 | 6.46 | 6 | 7.3% | 3 | 3.7% | 86.9 |
| 10 | Tagovailoa | MIA | 100 | 65 | 65.0% | 703 | 7.03 | 4 | 4.0% | 3 | 3.0% | 86.4 |
| 11 | Stroud | HOU | 153 | 90 | 58.8% | 1085 | 7.09 | 7 | 4.6% | 4 | 2.6% | 85.0 |
| 12 | Rodgers | NYJ | 152 | 88 | 57.9% | 1187 | 7.81 | 7 | 4.6% | 6 | 3.9% | 81.8 |
| 13 | Minschew | LV | 80 | 46 | 57.5% | 428 | 5.35 | 3 | 3.8% | 5 | 6.3% | 58.8 |

2024 NATIONAL FOOTBALL LEAGUE

AFC LEADING RUSHERS

| RANK | PLAYER | TEAM | ATT | YDS | AVG | LONG | TD |
|------|-----------------|------|-----|------|-----|------|----|
| 1 | Henry | BAL | 325 | 1921 | 5.9 | 87t | 16 |
| 2 | Taylor | IND | 303 | 1431 | 4.7 | 70t | 11 |
| 3 | Pollard | TEN | 260 | 1079 | 4.2 | 41 | 5 |
| 4 | Harris | PIT | 263 | 1043 | 4.0 | 36t | 6 |
| 5 | Mixon | HOU | 245 | 1016 | 4.1 | 59 | 11 |
| 6 | Cook | BUF | 207 | 1009 | 4.9 | 65t | 16 |
| 7 | C. Brown | CIN | 229 | 990 | 4.3 | 40 | 7 |
| 8 | L. Jackson (QB) | BAL | 139 | 915 | 6.6 | 48t | 4 |
| 9 | Achane | MIA | 203 | 907 | 4.5 | 61 | 6 |
| 10 | Dobbins | LAC | 195 | 905 | 4.6 | 61 | 9 |
| 11 | Hall | NYJ | 209 | 876 | 4.2 | 42 | 5 |
| 12 | Stevenson | NE | 207 | 801 | 3.9 | 33t | 7 |
| 13 | Bigsby | JAX | 168 | 766 | 4.6 | 65t | 7 |
| 14 | Hunt | KC | 200 | 728 | 3.6 | 20 | 7 |
| 15 | J. Ford | CLE | 104 | 565 | 5.4 | 66 | 3 |
| 16 | Etienne | JAX | 150 | 558 | 3.7 | 22 | 2 |
| 17 | Gibson | NE | 120 | 538 | 4.5 | 45 | 1 |
| 18 | Allen (QB) | BUF | 102 | 531 | 5.2 | 30 | 12 |
| 19 | Williams | DEN | 139 | 513 | 3.7 | 20 | 4 |
| 20 | Warren | PIT | 120 | 511 | 4.3 | 22 | 1 |
| 21 | Richardson (QB) | IND | 86 | 499 | 5.8 | 29 | 6 |
| 22 | McLaughlin | DEN | 113 | 496 | 4.4 | 21 | 1 |
| 23 | *Davis | BUF | 113 | 442 | 3.9 | 23 | 3 |
| 24 | *Nix (QB) | DEN | 92 | 430 | 4.7 | 32 | 4 |
| 25 | *Maye (QB) | NE | 54 | 421 | 7.8 | 41 | 2 |
| 26 | Mattison | LV | 132 | 420 | 3.2 | 24 | 4 |
| 27 | Edwards | LAC | 101 | 365 | 3.6 | 43 | 4 |
| 28 | *Allen | NYJ | 92 | 334 | 3.6 | 20t | 2 |
| 29 | Chubb | CLE | 102 | 332 | 3.3 | 19 | 3 |
| 30 | Spears | TEN | 84 | 312 | 3.7 | 23 | 4 |
| 31 | Abdullah | LV | 66 | 311 | 4.7 | 40 | 2 |
| 32t | *Estime | DEN | 76 | 310 | 4.1 | 21 | 2 |
| 32t | Pacheco | KC | 83 | 310 | 3.7 | 34 | 1 |
| 34 | Mahomes (QB) | KC | 58 | 307 | 5.3 | 33 | 2 |
| 35 | Herbert (QB) | LAC | 69 | 306 | 4.4 | 41 | 2 |
| 36 | Pierce | HOU | 40 | 293 | 7.3 | 92t | 2 |
| 37 | Fields (QB) | PIT | 62 | 289 | 4.7 | 30 | 5 |
| 38 | Mostert | MIA | 85 | 278 | 3.3 | 21 | 2 |
| 39 | *Wright | MIA | 68 | 249 | 3.7 | 20 | 0 |
| 40 | Moss | CIN | 74 | 242 | 3.3 | 16 | 2 |
| 41 | Stroud (QB) | HOU | 52 | 233 | 4.5 | 25 | 0 |
| 42 | Foreman | CLE | 71 | 232 | 3.3 | 25 | 0 |
| 43 | Hill | BAL | 47 | 228 | 4.9 | 51t | 1 |
| 44 | Ty Johnson | BUF | 41 | 213 | 5.2 | 19 | 1 |
| 45 | Burrow (QB) | CIN | 42 | 201 | 4.8 | 47t | 2 |
| 46t | Levis (QB) | TEN | 45 | 183 | 4.1 | 21 | 0 |
| 46t | McCormick | LV | 39 | 183 | 4.7 | 29 | 0 |
| 46t | *Steele | KC | 56 | 183 | 3.3 | 9 | 0 |
| 46t | White | LV | 65 | 183 | 2.8 | 17 | 1 |
| 50 | *I. Davis | NYJ | 30 | 174 | 5.8 | 20 | 1 |

2024 NATIONAL FOOTBALL LEAGUE

AFC THIRD-AND-ONE RUSHING LEADERS

| RANK | PLAYER | TEAM | ATT | FD | PCT |
|------|-----------------|------|-----|----|--------|
| 1t | *Allen | NYJ | 10 | 10 | 100.0% |
| 1t | C. Brown | CIN | 6 | 6 | 100.0% |
| 1t | M. Jones (QB) | JAX | 6 | 6 | 100.0% |
| 1t | Burrow (QB) | CIN | 4 | 4 | 100.0% |
| 5 | Allen (QB) | BUF | 11 | 10 | 90.9% |
| 6 | Herbert (QB) | LAC | 9 | 8 | 88.9% |
| 7 | Mixon | HOU | 8 | 7 | 87.5% |
| 8 | L. Jackson (QB) | BAL | 6 | 5 | 83.3% |
| 9 | *Nix (QB) | DEN | 11 | 9 | 81.8% |
| 10 | Rudolph (QB) | TEN | 5 | 4 | 80.0% |
| 11 | Levis (QB) | TEN | 9 | 7 | 77.8% |
| 12 | Henry | BAL | 13 | 10 | 76.9% |
| 13 | Dobbins | LAC | 8 | 6 | 75.0% |
| 14 | Hunt | KC | 11 | 8 | 72.7% |
| 15 | Taylor | IND | 17 | 12 | 70.6% |
| 16t | Achane | MIA | 6 | 4 | 66.7% |
| 16t | Pacheco | KC | 6 | 4 | 66.7% |
| 16t | *Steele | KC | 6 | 4 | 66.7% |
| 16t | Ru. Wilson (QB) | PIT | 6 | 4 | 66.7% |
| 20 | Hall | NYJ | 7 | 4 | 57.1% |
| 21t | Bigsby | JAX | 9 | 5 | 55.6% |
| 21t | Haskins | LAC | 9 | 5 | 55.6% |

2024 NATIONAL FOOTBALL LEAGUE

AFC LEADERS IN RECEPTIONS

| RANK | PLAYER | TEAM | REC | YDS | AVG | LONG | TD |
|------|-----------------|---------|-----|------|------|------|----|
| 1 | Chase | CIN | 127 | 1708 | 13.4 | 70t | 17 |
| 2 | *Bowers (TE) | LV | 112 | 1194 | 10.7 | 57t | 5 |
| 3 | Wilson | NYJ | 101 | 1104 | 10.9 | 42 | 7 |
| 4 | Kelce (TE) | KC | 97 | 823 | 8.5 | 38 | 3 |
| 5 | Jedy | CLE | 90 | 1229 | 13.7 | 89t | 4 |
| 6 | J. Smith (TE) | MIA | 88 | 884 | 10.0 | 57t | 8 |
| 7t | *B. Thomas | JAX | 87 | 1282 | 14.7 | 85t | 10 |
| 7t | Meyers | LV | 87 | 1027 | 11.8 | 43 | 4 |
| 9 | D. Adams | LV-NYJ | 85 | 1063 | 12.5 | 71t | 8 |
| 10 | *McConkey | LAC | 82 | 1149 | 14.0 | 60t | 7 |
| 11t | Sutton | DEN | 81 | 1081 | 13.3 | 47 | 8 |
| 11t | T. Hill | MIA | 81 | 959 | 11.8 | 80t | 6 |
| 13 | Achane (RB) | MIA | 78 | 592 | 7.6 | 39 | 6 |
| 14 | Shakir | BUF | 76 | 821 | 10.8 | 52 | 4 |
| 15 | Flowers | BAL | 74 | 1059 | 14.3 | 53t | 4 |
| 16 | Higgins | CIN | 73 | 911 | 12.5 | 42t | 10 |
| 17 | Downs | IND | 72 | 803 | 11.2 | 69t | 5 |
| 18 | Pittman | IND | 69 | 808 | 11.7 | 33 | 3 |
| 19 | Collins | HOU | 68 | 1006 | 14.8 | 67t | 7 |
| 20t | Henry (TE) | NE | 66 | 674 | 10.2 | 35 | 2 |
| 20t | Douglas | NE | 66 | 621 | 9.4 | 36t | 3 |
| 22t | Gesicki (TE) | CIN | 65 | 665 | 10.2 | 47t | 2 |
| 22t | Freiermuth (TE) | PIT | 65 | 653 | 10.0 | 30 | 7 |
| 24t | Ridley | TEN | 64 | 1017 | 15.9 | 63 | 4 |
| 24t | Njoku (TE) | CLE | 64 | 505 | 7.9 | 29 | 5 |
| 26 | Moore | CLE | 61 | 538 | 8.8 | 44 | 1 |
| 27t | Pickens | PIT | 59 | 900 | 15.3 | 44 | 3 |
| 27t | *Worthy | KC | 59 | 638 | 10.8 | 54t | 6 |
| 29 | Waddle | MIA | 58 | 744 | 12.8 | 63 | 2 |
| 30 | Hall (RB) | NYJ | 57 | 483 | 8.5 | 57 | 3 |
| 31 | Hopkins | TEN-KC | 56 | 610 | 10.9 | 35 | 5 |
| 32t | Johnston | LAC | 55 | 711 | 12.9 | 66t | 8 |
| 32t | Andrews (TE) | BAL | 55 | 673 | 12.2 | 67 | 11 |
| 34 | C. Brown (RB) | CIN | 54 | 360 | 6.7 | 34 | 4 |
| 35 | Schultz (TE) | HOU | 53 | 532 | 10.0 | 32 | 2 |
| 36t | Okonkwo (TE) | TEN | 52 | 479 | 9.2 | 70t | 2 |
| 36t | Williams (RB) | DEN | 52 | 346 | 6.7 | 34 | 0 |
| 38t | Dell | HOU | 51 | 667 | 13.1 | 50 | 3 |
| 38t | Conklin (TE) | NYJ | 51 | 449 | 8.8 | 27 | 4 |
| 40 | Dissly (TE) | LAC | 50 | 481 | 9.6 | 29t | 2 |
| 41t | Tucker | LV | 47 | 539 | 11.5 | 58t | 3 |
| 41t | Diggs | HOU | 47 | 496 | 10.6 | 49 | 3 |
| 41t | Engram (TE) | JAX | 47 | 365 | 7.8 | 24 | 1 |
| 44t | Bateman | BAL | 45 | 756 | 16.8 | 59 | 9 |
| 44t | Hooper (TE) | NE | 45 | 476 | 10.6 | 38t | 3 |
| 46t | Cooper | CLE-BUF | 44 | 547 | 12.4 | 30t | 4 |
| 46t | Kincaid (TE) | BUF | 44 | 448 | 10.2 | 29 | 2 |
| 48 | Boutte | NE | 43 | 589 | 13.7 | 48t | 3 |
| 49t | Likely (TE) | BAL | 42 | 477 | 11.4 | 49t | 6 |
| 49t | Hill (RB) | BAL | 42 | 383 | 9.1 | 27t | 3 |

2024 NATIONAL FOOTBALL LEAGUE

AFC RECEIVING YARDAGE LEADERS

| RANK | PLAYER | TEAM | YDS | REC | AVG | LONG | TD |
|------|------------------|---------|------|-----|------|------|----|
| 1 | Chase | CIN | 1708 | 127 | 13.4 | 70t | 17 |
| 2 | *B. Thomas | JAX | 1282 | 87 | 14.7 | 85t | 10 |
| 3 | Jeudy | CLE | 1229 | 90 | 13.7 | 89t | 4 |
| 4 | *Bowers (TE) | LV | 1194 | 112 | 10.7 | 57t | 5 |
| 5 | *McConkey | LAC | 1149 | 82 | 14.0 | 60t | 7 |
| 6 | Wilson | NYJ | 1104 | 101 | 10.9 | 42 | 7 |
| 7 | Sutton | DEN | 1081 | 81 | 13.3 | 47 | 8 |
| 8 | D. Adams | LV-NYJ | 1063 | 85 | 12.5 | 71t | 8 |
| 9 | Flowers | BAL | 1059 | 74 | 14.3 | 53t | 4 |
| 10 | Meyers | LV | 1027 | 87 | 11.8 | 43 | 4 |
| 11 | Ridley | TEN | 1017 | 64 | 15.9 | 63 | 4 |
| 12 | Collins | HOU | 1006 | 68 | 14.8 | 67t | 7 |
| 13 | T. Hill | MIA | 959 | 81 | 11.8 | 80t | 6 |
| 14 | Higgins | CIN | 911 | 73 | 12.5 | 42t | 10 |
| 15 | Pickens | PIT | 900 | 59 | 15.3 | 44 | 3 |
| 16 | J. Smith (TE) | MIA | 884 | 88 | 10.0 | 57t | 8 |
| 17 | Pierce | IND | 824 | 37 | 22.3 | 65t | 7 |
| 18 | Kelce (TE) | KC | 823 | 97 | 8.5 | 38 | 3 |
| 19 | Shakir | BUF | 821 | 76 | 10.8 | 52 | 4 |
| 20 | Pittman | IND | 808 | 69 | 11.7 | 33 | 3 |
| 21 | Downs | IND | 803 | 72 | 11.2 | 69t | 5 |
| 22 | Bateman | BAL | 756 | 45 | 16.8 | 59 | 9 |
| 23 | Waddle | MIA | 744 | 58 | 12.8 | 63 | 2 |
| 24 | Johnston | LAC | 711 | 55 | 12.9 | 66t | 8 |
| 25 | Henry (TE) | NE | 674 | 66 | 10.2 | 35 | 2 |
| 26 | Andrews (TE) | BAL | 673 | 55 | 12.2 | 67 | 11 |
| 27 | Dell | HOU | 667 | 51 | 13.1 | 50 | 3 |
| 28 | Gesicki (TE) | CIN | 665 | 65 | 10.2 | 47t | 2 |
| 29 | Freiermuth (TE) | PIT | 653 | 65 | 10.0 | 30 | 7 |
| 30 | *Worthy | KC | 638 | 59 | 10.8 | 54t | 6 |
| 31 | Douglas | NE | 621 | 66 | 9.4 | 36t | 3 |
| 32 | Hopkins | TEN-KC | 610 | 56 | 10.9 | 35 | 5 |
| 33 | Achane (RB) | MIA | 592 | 78 | 7.6 | 39 | 6 |
| 34 | Boutte | NE | 589 | 43 | 13.7 | 48t | 3 |
| 35 | Palmer | LAC | 584 | 39 | 15.0 | 45 | 1 |
| 36 | *Coleman | BUF | 556 | 29 | 19.2 | 64 | 4 |
| 37 | Austin | PIT | 548 | 36 | 15.2 | 55t | 4 |
| 38 | Cooper | CLE-BUF | 547 | 44 | 12.4 | 30t | 4 |
| 39 | Tucker | LV | 539 | 47 | 11.5 | 58t | 3 |
| 40 | Moore | CLE | 538 | 61 | 8.8 | 44 | 1 |
| 41 | Schultz (TE) | HOU | 532 | 53 | 10.0 | 32 | 2 |
| 42 | Lazard | NYJ | 530 | 37 | 14.3 | 52t | 6 |
| 43 | Njoku (TE) | CLE | 505 | 64 | 7.9 | 29 | 5 |
| 44 | Mims | DEN | 503 | 39 | 12.9 | 93t | 6 |
| 45 | Westbrook-Ikhine | TEN | 497 | 32 | 15.5 | 98t | 9 |
| 46 | Diggs | HOU | 496 | 47 | 10.6 | 49 | 3 |
| 47 | Hall (RB) | NYJ | 483 | 57 | 8.5 | 57 | 3 |
| 48 | Dissly (TE) | LAC | 481 | 50 | 9.6 | 29t | 2 |
| 49t | Iosivas | CIN | 479 | 36 | 13.3 | 39 | 6 |
| 49t | Okonkwo (TE) | TEN | 479 | 52 | 9.2 | 70t | 2 |

2024 NATIONAL FOOTBALL LEAGUE

AFC THIRD-DOWN RECEIVING LEADERS

| RANK | PLAYER | TEAM | REC | YDS | AVG | LONG | TD |
|------|------------------|--------|-----|-----|------|------|----|
| 1 | Sutton | DEN | 30 | 452 | 15.1 | 33 | 3 |
| 2 | Wilson | NYJ | 26 | 300 | 11.5 | 26t | 3 |
| 3t | *Bowers (TE) | LV | 25 | 302 | 12.1 | 29 | 2 |
| 3t | Kelce (TE) | KC | 25 | 254 | 10.2 | 38 | 1 |
| 5 | Pickens | PIT | 23 | 303 | 13.2 | 37 | 0 |
| 6t | Shakir | BUF | 22 | 348 | 15.8 | 52 | 2 |
| 6t | Meyers | LV | 22 | 273 | 12.4 | 43 | 0 |
| 8t | Collins | HOU | 21 | 297 | 14.1 | 34 | 4 |
| 8t | Chase | CIN | 21 | 257 | 12.2 | 63t | 2 |
| 8t | Henry (TE) | NE | 21 | 242 | 11.5 | 32 | 1 |
| 8t | *McConkey | LAC | 21 | 235 | 11.2 | 19 | 2 |
| 12t | Higgins | CIN | 20 | 312 | 15.6 | 38t | 4 |
| 12t | Downs | IND | 20 | 260 | 13.0 | 31 | 2 |
| 12t | Moore | CLE | 20 | 206 | 10.3 | 44 | 0 |
| 15t | Judy | CLE | 19 | 253 | 13.3 | 35t | 1 |
| 15t | J. Smith (TE) | MIA | 19 | 185 | 9.7 | 33 | 2 |
| 17t | Dell | HOU | 18 | 216 | 12.0 | 31 | 0 |
| 17t | Gesicki (TE) | CIN | 18 | 212 | 11.8 | 47t | 1 |
| 17t | T. Hill | MIA | 18 | 211 | 11.7 | 30 | 2 |
| 17t | Freiermuth (TE) | PIT | 18 | 205 | 11.4 | 22 | 3 |
| 21t | D. Adams | LV-NYJ | 17 | 315 | 18.5 | 43 | 1 |
| 21t | Johnston | LAC | 17 | 242 | 14.2 | 66t | 5 |
| 21t | Douglas | NE | 17 | 175 | 10.3 | 35t | 1 |
| 24t | Ridley | TEN | 16 | 330 | 20.6 | 63 | 1 |
| 24t | *B. Thomas | JAX | 16 | 285 | 17.8 | 62t | 5 |
| 26t | Bateman | BAL | 15 | 171 | 11.4 | 24 | 3 |
| 26t | Andrews (TE) | BAL | 15 | 168 | 11.2 | 23 | 4 |
| 26t | Hill (RB) | BAL | 15 | 168 | 11.2 | 24 | 0 |
| 26t | Williams (RB) | DEN | 15 | 122 | 8.1 | 34 | 0 |
| 30t | Mims | DEN | 14 | 244 | 17.4 | 93t | 3 |
| 30t | Perine (RB) | KC | 14 | 211 | 15.1 | 35 | 1 |
| 30t | Boyd | TEN | 14 | 177 | 12.6 | 40 | 0 |
| 30t | Hopkins | TEN-KC | 14 | 169 | 12.1 | 35 | 2 |
| 30t | Hall (RB) | NYJ | 14 | 124 | 8.9 | 29t | 1 |
| 30t | Warren (RB) | PIT | 14 | 102 | 7.3 | 26 | 0 |
| 36t | Flowers | BAL | 13 | 226 | 17.4 | 49 | 1 |
| 36t | Palmer | LAC | 13 | 182 | 14.0 | 28t | 1 |
| 36t | Waddle | MIA | 13 | 182 | 14.0 | 36 | 0 |
| 36t | Schultz (TE) | HOU | 13 | 176 | 13.5 | 32 | 1 |
| 36t | Conklin (TE) | NYJ | 13 | 159 | 12.2 | 25 | 1 |
| 36t | *Worthy | KC | 13 | 138 | 10.6 | 19 | 0 |
| 36t | Achane (RB) | MIA | 13 | 132 | 10.2 | 39 | 1 |
| 36t | Diggs | HOU | 13 | 127 | 9.8 | 21 | 1 |
| 36t | Pittman | IND | 13 | 117 | 9.0 | 19 | 2 |
| 36t | Tucker | LV | 13 | 112 | 8.6 | 18t | 1 |
| 46t | Austin | PIT | 12 | 223 | 18.6 | 46 | 2 |
| 46t | *Vele | DEN | 12 | 139 | 11.6 | 32 | 1 |
| 46t | Akins (TE) | CLE | 12 | 108 | 9.0 | 16t | 1 |
| 46t | Abdullah (RB) | LV | 12 | 91 | 7.6 | 24 | 1 |
| 50t | Westbrook-Ikhine | TEN | 11 | 209 | 19.0 | 98t | 5 |
| 50t | Ogunbowale (RB) | HOU | 11 | 152 | 13.8 | 31 | 0 |
| 50t | Engram (TE) | JAX | 11 | 92 | 8.4 | 15 | 0 |
| 50t | Okonkwo (TE) | TEN | 11 | 81 | 7.4 | 18 | 0 |
| 50t | Njoku (TE) | CLE | 11 | 77 | 7.0 | 18 | 2 |

2024 NATIONAL FOOTBALL LEAGUE

AFC LEADING SCORERS (NON-KICKING)

| RANK | PLAYER | TEAM | POS | TOUCHDOWNS | | | | X2 | PTS |
|------|------------------|--------|-----|------------|------|-----|-----|----|-----|
| | | | | TOTAL | RUSH | REC | RET | | |
| 1t | Cook | BUF | RB | 18 | 16 | 2 | 0 | 0 | 108 |
| 1t | Henry | BAL | RB | 18 | 16 | 2 | 0 | 0 | 108 |
| 3 | Chase | CIN | WR | 17 | 0 | 17 | 0 | 0 | 102 |
| 4 | Allen | BUF | QB | 13 | 12 | 1 | 0 | 0 | 78 |
| 5t | Achane | MIA | RB | 12 | 6 | 6 | 0 | 0 | 72 |
| 5t | Mixon | HOU | RB | 12 | 11 | 1 | 0 | 0 | 72 |
| 5t | Taylor | IND | RB | 12 | 11 | 1 | 0 | 0 | 72 |
| 8 | C. Brown | CIN | RB | 11 | 7 | 4 | 0 | 1 | 68 |
| 9 | Andrews | BAL | TE | 11 | 0 | 11 | 0 | 0 | 66 |
| 10 | *B. Thomas | JAX | WR | 10 | 0 | 10 | 0 | 2 | 64 |
| 11 | Higgins | CIN | WR | 10 | 0 | 10 | 0 | 0 | 60 |
| 12t | Bateman | BAL | WR | 9 | 0 | 9 | 0 | 0 | 54 |
| 12t | Dobbins | LAC | RB | 9 | 9 | 0 | 0 | 0 | 54 |
| 12t | Westbrook-Ikhine | TEN | WR | 9 | 0 | 9 | 0 | 0 | 54 |
| 12t | *Worthy | KC | WR | 9 | 3 | 6 | 0 | 0 | 54 |
| 16t | Hall | NYJ | RB | 8 | 5 | 3 | 0 | 2 | 52 |
| 16t | Stevenson | NE | RB | 8 | 7 | 1 | 0 | 2 | 52 |
| 18 | D. Adams | LV-NYJ | WR | 8 | 0 | 8 | 0 | 1 | 50 |
| 19t | Johnston | LAC | WR | 8 | 0 | 8 | 0 | 0 | 48 |
| 19t | J. Smith | MIA | TE | 8 | 0 | 8 | 0 | 0 | 48 |
| 19t | Sutton | DEN | WR | 8 | 0 | 8 | 0 | 0 | 48 |
| 22t | *McConkey | LAC | WR | 7 | 0 | 7 | 0 | 1 | 44 |
| 22t | Wilson | NYJ | WR | 7 | 0 | 7 | 0 | 1 | 44 |
| 24t | Bigsby | JAX | RB | 7 | 7 | 0 | 0 | 0 | 42 |
| 24t | Collins | HOU | WR | 7 | 0 | 7 | 0 | 0 | 42 |
| 24t | Freiermuth | PIT | TE | 7 | 0 | 7 | 0 | 0 | 42 |
| 24t | Hunt | KC | RB | 7 | 7 | 0 | 0 | 0 | 42 |
| 24t | Pierce | IND | WR | 7 | 0 | 7 | 0 | 0 | 42 |
| 29 | Richardson | IND | QB | 6 | 6 | 0 | 0 | 1 | 38 |
| 30t | *Davis | BUF | RB | 6 | 3 | 3 | 0 | 0 | 36 |
| 30t | Harris | PIT | RB | 6 | 6 | 0 | 0 | 0 | 36 |
| 30t | T. Hill | MIA | WR | 6 | 0 | 6 | 0 | 0 | 36 |
| 30t | Iosivas | CIN | WR | 6 | 0 | 6 | 0 | 0 | 36 |
| 30t | Lazard | NYJ | WR | 6 | 0 | 6 | 0 | 0 | 36 |
| 30t | Likely | BAL | TE | 6 | 0 | 6 | 0 | 0 | 36 |
| 30t | Mims | DEN | WR | 6 | 0 | 6 | 0 | 0 | 36 |
| 37 | Njoku | CLE | TE | 5 | 0 | 5 | 0 | 2 | 34 |
| 38t | Mattison | LV | RB | 5 | 4 | 1 | 0 | 1 | 32 |
| 38t | Pollard | TEN | RB | 5 | 5 | 0 | 0 | 1 | 32 |
| 38t | Ridley | TEN | WR | 5 | 1 | 4 | 0 | 0 | 32 |
| 41t | Abdullah | LV | RB | 5 | 2 | 3 | 0 | 0 | 30 |
| 41t | Austin | PIT | WR | 5 | 0 | 4 | 1 | 0 | 30 |
| 41t | *Bowers | LV | TE | 5 | 0 | 5 | 0 | 0 | 30 |
| 41t | Downs | IND | WR | 5 | 0 | 5 | 0 | 0 | 30 |
| 41t | Fields | PIT | QB | 5 | 5 | 0 | 0 | 0 | 30 |
| 41t | Gray | KC | TE | 5 | 0 | 5 | 0 | 0 | 30 |

2024 NATIONAL FOOTBALL LEAGUE

AFC LEADING SCORERS (NON-KICKING)

| RANK | PLAYER | TEAM | POS | TOUCHDOWNS | | | | X2 | PTS |
|------|---------|--------|-----|------------|------|-----|-----|----|-----|
| | | | | TOTAL | RUSH | REC | RET | | |
| 41t | Hollins | BUF | WR | 5 | 0 | 5 | 0 | 0 | 30 |
| 41t | Hopkins | TEN-KC | WR | 5 | 0 | 5 | 0 | 0 | 30 |
| 41t | *Nix | DEN | QB | 5 | 4 | 1 | 0 | 0 | 30 |
| 41t | Spears | TEN | RB | 5 | 4 | 1 | 0 | 0 | 30 |

2024 NATIONAL FOOTBALL LEAGUE

AFC LEADING SCORERS (KICKING)

| RANK | PLAYER | TEAM | PAT | FG | FG% | LONG | PTS |
|------|------------|-----------------|-------|-------|--------|------|-----|
| 1 | Boswell | PIT | 35/35 | 41/44 | 93.2% | 57 | 158 |
| 2 | Dicker | LAC | 33/36 | 39/42 | 92.9% | 59 | 150 |
| 3 | Fairbairn | HOU | 34/36 | 36/42 | 85.7% | 59 | 142 |
| 4 | Lutz | DEN | 46/46 | 31/34 | 91.2% | 55 | 139 |
| 5 | Sanders | MIA | 26/28 | 37/41 | 90.2% | 57 | 137 |
| 6 | Bass | BUF | 59/64 | 24/29 | 82.8% | 61 | 131 |
| 7t | Gay | IND | 33/33 | 31/37 | 83.8% | 56 | 126 |
| 7t | Tucker | BAL | 60/62 | 22/30 | 73.3% | 56 | 126 |
| 9 | Carlson | LV | 23/25 | 34/40 | 85.0% | 54 | 125 |
| 10 | *C. Little | JAX | 27/27 | 27/29 | 93.1% | 59 | 108 |
| 11 | Slye | NE | 25/26 | 26/33 | 78.8% | 63 | 103 |
| 12 | Butker | KC | 29/31 | 21/25 | 84.0% | 53 | 92 |
| 13 | Folk | TEN | 25/25 | 21/22 | 95.5% | 56 | 88 |
| 14 | McPherson | CIN | 37/38 | 16/22 | 72.7% | 56 | 85 |
| 15 | Hopkins | CLE | 17/20 | 18/27 | 66.7% | 56 | 71 |
| 16 | Joseph | DET-NYG-WAS-NYJ | 11/11 | 16/20 | 80.0% | 52 | 59 |
| 17 | *Narveson | GB-TEN | 18/18 | 12/18 | 66.7% | 47 | 54 |
| 18t | Carlson | SF-NYJ | 12/15 | 13/15 | 86.7% | 58 | 51 |
| 18t | Wright | SF-KC-TEN | 6/6 | 15/16 | 93.8% | 50 | 51 |
| 20 | York | WAS-CIN | 16/17 | 9/13 | 69.2% | 59 | 43 |
| 21t | Romo | MIN-NE | 7/8 | 11/12 | 91.7% | 55 | 40 |
| 21t | Zuerlein | NYJ | 13/14 | 9/15 | 60.0% | 40 | 40 |
| 23 | *Shrader | IND-NYJ-KC | 9/9 | 5/5 | 100.0% | 45 | 24 |

2024 NATIONAL FOOTBALL LEAGUE

2024 NATIONAL FOOTBALL LEAGUE

AFC TOUCHBACKS ON KICKOFFS

| RANK | PLAYER | TEAM | TB |
|------|-----------|-----------------|----|
| 1 | Bass | BUF | 75 |
| 2 | Lutz | DEN | 70 |
| 3t | Gay | IND | 68 |
| 3t | Tucker | BAL | 68 |
| 5 | Sanders | MIA | 66 |
| 6t | Dicker | LAC | 65 |
| 6t | C. Little | JAX | 65 |
| 8 | McPherson | CIN | 54 |
| 9 | Carlson | LV | 51 |
| 10t | Boswell | PIT | 49 |
| 10t | Butker | KC | 49 |
| 12 | Slye | NE | 46 |
| 13 | Fairbairn | HOU | 42 |
| 14 | Folk | TEN | 37 |
| 15 | Hopkins | CLE | 36 |
| 16 | Zuerlein | NYJ | 28 |
| 17 | Joseph | DET-NYG-WAS-NYJ | 24 |
| 18 | York | WAS-CIN | 21 |
| 19 | Romo | MIN-NE | 19 |
| 20 | Narveson | GB-TEN | 18 |
| 21 | Shrader | IND-NYJ-KC | 17 |
| 22 | Carlson | SF-NYJ | 13 |
| 23 | Stout | BAL | 8 |
| 24 | Wright | SF-KC-TEN | 3 |
| 25t | Morstead | NYJ | 1 |
| 25t | Reid | KC | 1 |

2024 NATIONAL FOOTBALL LEAGUE

AFC MOST YARDS FROM SCRIMMAGE

| RANK | PLAYER | TEAM | POS | TOTAL | | | RUSHING | | | RECEIVING | | |
|------|------------|--------|-----|-------|-------|------|---------|-----|------|-----------|-----|------|
| | | | | YDS | PLAYS | AVG | YDS | ATT | AVG | YDS | ATT | AVG |
| 1 | Henry | BAL | RB | 2114 | 344 | 6.1 | 1921 | 325 | 5.9 | 193 | 19 | 10.2 |
| 2 | Chase | CIN | WR | 1740 | 130 | 13.4 | 32 | 3 | 10.7 | 1708 | 127 | 13.4 |
| 3 | Taylor | IND | RB | 1567 | 321 | 4.9 | 1431 | 303 | 4.7 | 136 | 18 | 7.6 |
| 4 | Achane | MIA | RB | 1499 | 281 | 5.3 | 907 | 203 | 4.5 | 592 | 78 | 7.6 |
| 5 | Hall | NYJ | RB | 1359 | 266 | 5.1 | 876 | 209 | 4.2 | 483 | 57 | 8.5 |
| 6 | C. Brown | CIN | RB | 1350 | 283 | 4.8 | 990 | 229 | 4.3 | 360 | 54 | 6.7 |
| 7 | *B. Thomas | JAX | WR | 1330 | 93 | 14.3 | 48 | 6 | 8.0 | 1282 | 87 | 14.7 |
| 8 | Harris | PIT | RB | 1326 | 299 | 4.4 | 1043 | 263 | 4.0 | 283 | 36 | 7.9 |
| 9 | Mixon | HOU | RB | 1325 | 281 | 4.7 | 1016 | 245 | 4.1 | 309 | 36 | 8.6 |
| 10 | Pollard | TEN | RB | 1317 | 301 | 4.4 | 1079 | 260 | 4.2 | 238 | 41 | 5.8 |
| 11 | Cook | BUF | RB | 1267 | 239 | 5.3 | 1009 | 207 | 4.9 | 258 | 32 | 8.1 |
| 12 | Jeudy | CLE | WR | 1229 | 90 | 13.7 | 0 | 0 | --- | 1229 | 90 | 13.7 |
| 13 | *Bowers | LV | TE | 1207 | 117 | 10.3 | 13 | 5 | 2.6 | 1194 | 112 | 10.7 |
| 14 | *McConkey | LAC | WR | 1149 | 82 | 14.0 | 0 | 0 | --- | 1149 | 82 | 14.0 |
| 15 | Flowers | BAL | WR | 1115 | 83 | 13.4 | 56 | 9 | 6.2 | 1059 | 74 | 14.3 |
| 16 | Wilson | NYJ | WR | 1109 | 103 | 10.8 | 5 | 2 | 2.5 | 1104 | 101 | 10.9 |
| 17 | Sutton | DEN | WR | 1081 | 81 | 13.3 | 0 | 0 | --- | 1081 | 81 | 13.3 |
| 18 | Ridley | TEN | WR | 1072 | 72 | 14.9 | 55 | 8 | 6.9 | 1017 | 64 | 15.9 |
| 19 | D. Adams | LV-NYJ | WR | 1063 | 85 | 12.5 | 0 | 0 | --- | 1063 | 85 | 12.5 |
| 20 | Dobbins | LAC | RB | 1058 | 227 | 4.7 | 905 | 195 | 4.6 | 153 | 32 | 4.8 |
| 21 | Meyers | LV | WR | 1050 | 89 | 11.8 | 23 | 2 | 11.5 | 1027 | 87 | 11.8 |
| 22 | T. Hill | MIA | WR | 1012 | 89 | 11.4 | 53 | 8 | 6.6 | 959 | 81 | 11.8 |
| 23 | Collins | HOU | WR | 1006 | 68 | 14.8 | 0 | 0 | --- | 1006 | 68 | 14.8 |
| 24 | Stevenson | NE | RB | 969 | 240 | 4.0 | 801 | 207 | 3.9 | 168 | 33 | 5.1 |
| 25 | L. Jackson | BAL | QB | 915 | 139 | 6.6 | 915 | 139 | 6.6 | 0 | 0 | --- |
| 26 | Higgins | CIN | WR | 911 | 73 | 12.5 | 0 | 0 | --- | 911 | 73 | 12.5 |
| 27 | Hunt | KC | RB | 904 | 223 | 4.1 | 728 | 200 | 3.6 | 176 | 23 | 7.7 |
| 28 | Pickens | PIT | WR | 894 | 61 | 14.7 | -6 | 2 | -3.0 | 900 | 59 | 15.3 |
| 29 | J. Smith | MIA | TE | 883 | 90 | 9.8 | -1 | 2 | -0.5 | 884 | 88 | 10.0 |
| 30 | Williams | DEN | RB | 859 | 191 | 4.5 | 513 | 139 | 3.7 | 346 | 52 | 6.7 |
| 31 | Shakir | BUF | WR | 825 | 78 | 10.6 | 4 | 2 | 2.0 | 821 | 76 | 10.8 |
| 32t | Kelce | KC | TE | 824 | 98 | 8.4 | 1 | 1 | 1.0 | 823 | 97 | 8.5 |
| 32t | Pierce | IND | WR | 824 | 37 | 22.3 | 0 | 0 | --- | 824 | 37 | 22.3 |
| 34 | Warren | PIT | RB | 821 | 158 | 5.2 | 511 | 120 | 4.3 | 310 | 38 | 8.2 |
| 35 | Bigsby | JAX | RB | 820 | 175 | 4.7 | 766 | 168 | 4.6 | 54 | 7 | 7.7 |
| 36 | Downs | IND | WR | 815 | 73 | 11.2 | 12 | 1 | 12.0 | 803 | 72 | 11.2 |
| 37 | Etienne | JAX | RB | 812 | 189 | 4.3 | 558 | 150 | 3.7 | 254 | 39 | 6.5 |
| 38 | Pittman | IND | WR | 808 | 69 | 11.7 | 0 | 0 | --- | 808 | 69 | 11.7 |
| 39 | J. Ford | CLE | RB | 790 | 141 | 5.6 | 565 | 104 | 5.4 | 225 | 37 | 6.1 |
| 40t | Bateman | BAL | WR | 756 | 45 | 16.8 | 0 | 0 | --- | 756 | 45 | 16.8 |
| 40t | Waddle | MIA | WR | 756 | 62 | 12.2 | 12 | 4 | 3.0 | 744 | 58 | 12.8 |
| 42 | Gibson | NE | RB | 744 | 143 | 5.2 | 538 | 120 | 4.5 | 206 | 23 | 9.0 |
| 43 | *Worthy | KC | WR | 742 | 79 | 9.4 | 104 | 20 | 5.2 | 638 | 59 | 10.8 |
| 44 | Johnston | LAC | WR | 717 | 58 | 12.4 | 6 | 3 | 2.0 | 711 | 55 | 12.9 |
| 45 | Mattison | LV | RB | 714 | 168 | 4.3 | 420 | 132 | 3.2 | 294 | 36 | 8.2 |
| 46 | Dell | HOU | WR | 710 | 60 | 11.8 | 43 | 9 | 4.8 | 667 | 51 | 13.1 |
| 47 | Andrews | BAL | TE | 678 | 59 | 11.5 | 5 | 4 | 1.3 | 673 | 55 | 12.2 |
| 48 | Henry | NE | TE | 674 | 66 | 10.2 | 0 | 0 | --- | 674 | 66 | 10.2 |
| 49 | Gesicki | CIN | TE | 665 | 65 | 10.2 | 0 | 0 | --- | 665 | 65 | 10.2 |
| 50 | Freiermuth | PIT | TE | 653 | 65 | 10.0 | 0 | 0 | --- | 653 | 65 | 10.0 |

2024 NATIONAL FOOTBALL LEAGUE

AFC LEADERS IN FIRST DOWNS

| RANK | PLAYER | TEAM | POS | TOTAL | RUSH | REC |
|------|------------|--------|-----|-------|------|-----|
| 1 | Henry | BAL | RB | 104 | 93 | 11 |
| 2 | Taylor | IND | RB | 78 | 71 | 7 |
| 3 | Chase | CIN | WR | 77 | 2 | 75 |
| 4 | C. Brown | CIN | RB | 72 | 49 | 23 |
| 5 | Achane | MIA | RB | 67 | 37 | 30 |
| 6 | Mixon | HOU | RB | 64 | 52 | 12 |
| 7t | *Bowers | LV | TE | 63 | 2 | 61 |
| 7t | Harris | PIT | RB | 63 | 50 | 13 |
| 9t | Cook | BUF | RB | 62 | 48 | 14 |
| 9t | Pollard | TEN | RB | 62 | 53 | 9 |
| 11 | Wilson | NYJ | WR | 61 | 1 | 60 |
| 12t | Jeudy | CLE | WR | 57 | 0 | 57 |
| 12t | Sutton | DEN | WR | 57 | 0 | 57 |
| 14t | T. Hill | MIA | WR | 56 | 2 | 54 |
| 14t | *B. Thomas | JAX | WR | 56 | 3 | 53 |
| 16t | Hall | NYJ | RB | 55 | 40 | 15 |
| 16t | J. Smith | MIA | TE | 55 | 0 | 55 |
| 18t | Dobbins | LAC | RB | 53 | 47 | 6 |
| 18t | Meyers | LV | WR | 53 | 1 | 52 |
| 20t | Allen | BUF | QB | 52 | 51 | 1 |
| 20t | Hunt | KC | RB | 52 | 42 | 10 |
| 20t | *McConkey | LAC | WR | 52 | 0 | 52 |
| 23t | D. Adams | LV-NYJ | WR | 49 | 0 | 49 |
| 23t | Flowers | BAL | WR | 49 | 1 | 48 |
| 25t | Collins | HOU | WR | 48 | 0 | 48 |
| 25t | Higgins | CIN | WR | 48 | 0 | 48 |
| 25t | Stevenson | NE | RB | 48 | 40 | 8 |
| 28 | L. Jackson | BAL | QB | 47 | 47 | 0 |
| 29 | Kelce | KC | TE | 45 | 0 | 45 |
| 30t | Etienne | JAX | RB | 44 | 31 | 13 |
| 30t | Warren | PIT | RB | 44 | 28 | 16 |
| 30t | Williams | DEN | RB | 44 | 30 | 14 |
| 33 | Ridley | TEN | WR | 43 | 3 | 40 |
| 34t | Andrews | BAL | TE | 42 | 3 | 39 |
| 34t | *Nix | DEN | QB | 42 | 41 | 1 |
| 36 | Downs | IND | WR | 41 | 1 | 40 |
| 37t | Bigsby | JAX | RB | 40 | 39 | 1 |
| 37t | Henry | NE | TE | 40 | 0 | 40 |
| 37t | *Worthy | KC | WR | 40 | 4 | 36 |
| 40 | Waddle | MIA | WR | 39 | 1 | 38 |
| 41t | Dell | HOU | WR | 38 | 3 | 35 |
| 41t | Gesicki | CIN | TE | 38 | 0 | 38 |
| 41t | Mattison | LV | RB | 38 | 25 | 13 |
| 44 | Pickens | PIT | WR | 37 | 0 | 37 |
| 45t | Bateman | BAL | WR | 35 | 0 | 35 |
| 45t | J. Ford | CLE | RB | 35 | 25 | 10 |
| 45t | Gibson | NE | RB | 35 | 24 | 11 |
| 45t | Hopkins | TEN-KC | WR | 35 | 0 | 35 |
| 45t | Pittman | IND | WR | 35 | 0 | 35 |
| 45t | Shakir | BUF | WR | 35 | 0 | 35 |

2024 NATIONAL FOOTBALL LEAGUE

AFC PUNTING YARDS LEADERS

| RANK | PLAYER | TEAM | POS | PUNTS | YARDS | LONG | AVG | TB | BLK | DWN | OB | RETURNS | | IN20 | NET AVG |
|------|------------|------|-----|-------|-------|------|------|----|-----|-----|----|---------|-----|------|---------|
| | | | | | | | | | | | | TOT | YDS | | |
| 1 | Cole | LV | P | 65 | 3304 | 71 | 50.8 | 8 | 2 | 7 | 10 | 26 | 294 | 27 | 42.5 |
| 2 | Stonehouse | TEN | P | 73 | 3691 | 75 | 50.6 | 7 | 2 | 7 | 3 | 47 | 655 | 22 | 38.6 |
| 3 | Baringer | NE | P | 70 | 3486 | 75 | 49.8 | 8 | 0 | 10 | 3 | 32 | 406 | 31 | 41.7 |
| 4 | Sanchez | IND | P | 68 | 3382 | 65 | 49.7 | 4 | 0 | 2 | 5 | 32 | 405 | 27 | 42.6 |
| 5 | Cooke | JAX | P | 68 | 3359 | 73 | 49.4 | 3 | 0 | 1 | 17 | 28 | 251 | 34 | 44.8 |
| 6 | Bojorquez | CLE | P | 89 | 4387 | 84 | 49.3 | 7 | 0 | 11 | 14 | 40 | 530 | 36 | 41.8 |
| 7 | *Rehkow | CIN | P | 53 | 2603 | 80 | 49.1 | 5 | 0 | 4 | 2 | 26 | 228 | 25 | 42.9 |
| 8 | Araiza | KC | P | 62 | 3027 | 72 | 48.8 | 9 | 0 | 7 | 0 | 25 | 253 | 25 | 41.8 |
| 9 | Townsend | HOU | P | 76 | 3649 | 69 | 48.0 | 7 | 1 | 14 | 7 | 25 | 121 | 39 | 44.0 |
| 10 | Morstead | NYJ | P | 63 | 2972 | 75 | 47.2 | 7 | 0 | 6 | 6 | 29 | 256 | 19 | 40.9 |
| 11 | Bailey | MIA | P | 56 | 2639 | 64 | 47.1 | 5 | 1 | 4 | 14 | 22 | 230 | 22 | 40.5 |
| 12 | Martin | BUF | P | 54 | 2523 | 65 | 46.7 | 5 | 1 | 8 | 5 | 23 | 213 | 25 | 40.2 |
| 13 | Dixon | DEN | P | 77 | 3597 | 65 | 46.7 | 5 | 0 | 11 | 8 | 29 | 251 | 33 | 42.2 |
| 14 | Scott | LAC | P | 72 | 3362 | 67 | 46.7 | 4 | 0 | 7 | 9 | 28 | 268 | 28 | 41.9 |
| 15 | Waitman | PIT | P | 65 | 3015 | 71 | 46.4 | 5 | 0 | 8 | 7 | 29 | 191 | 27 | 41.9 |
| 16 | Stout | BAL | P | 55 | 2551 | 70 | 46.4 | 6 | 0 | 5 | 7 | 21 | 163 | 22 | 41.2 |

2024 NATIONAL FOOTBALL LEAGUE

AFC NET PUNTING YARDS LEADERS

| RANK | PLAYER | TEAM | POS | PUNTS | YARDS | LONG | AVG | TB | BLK | DWN | OB | RETURNS | | IN20 | NET AVG |
|------|------------|------|-----|-------|-------|------|------|----|-----|-----|----|---------|-----|------|---------|
| | | | | | | | | | | | | TOT | YDS | | |
| 1 | Cooke | JAX | P | 68 | 3359 | 73 | 49.4 | 3 | 0 | 1 | 17 | 28 | 251 | 34 | 44.8 |
| 2 | Townsend | HOU | P | 76 | 3649 | 69 | 48.0 | 7 | 1 | 14 | 7 | 25 | 121 | 39 | 44.0 |
| 3 | *Rehkov | CIN | P | 53 | 2603 | 80 | 49.1 | 5 | 0 | 4 | 2 | 26 | 228 | 25 | 42.9 |
| 4 | Sanchez | IND | P | 68 | 3382 | 65 | 49.7 | 4 | 0 | 2 | 5 | 32 | 405 | 27 | 42.6 |
| 5 | Cole | LV | P | 65 | 3304 | 71 | 50.8 | 8 | 2 | 7 | 10 | 26 | 294 | 27 | 42.5 |
| 6 | Dixon | DEN | P | 77 | 3597 | 65 | 46.7 | 5 | 0 | 11 | 8 | 29 | 251 | 33 | 42.2 |
| 7 | Waitman | PIT | P | 65 | 3015 | 71 | 46.4 | 5 | 0 | 8 | 7 | 29 | 191 | 27 | 41.9 |
| 8 | Scott | LAC | P | 72 | 3362 | 67 | 46.7 | 4 | 0 | 7 | 9 | 28 | 268 | 28 | 41.9 |
| 9 | Araiza | KC | P | 62 | 3027 | 72 | 48.8 | 9 | 0 | 7 | 0 | 25 | 253 | 25 | 41.8 |
| 10 | Bojorquez | CLE | P | 89 | 4387 | 84 | 49.3 | 7 | 0 | 11 | 14 | 40 | 530 | 36 | 41.8 |
| 11 | Baringer | NE | P | 70 | 3486 | 75 | 49.8 | 8 | 0 | 10 | 3 | 32 | 406 | 31 | 41.7 |
| 12 | Stout | BAL | P | 55 | 2551 | 70 | 46.4 | 6 | 0 | 5 | 7 | 21 | 163 | 22 | 41.2 |
| 13 | Morstead | NYJ | P | 63 | 2972 | 75 | 47.2 | 7 | 0 | 6 | 6 | 29 | 256 | 19 | 40.9 |
| 14 | Bailey | MIA | P | 56 | 2639 | 64 | 47.1 | 5 | 1 | 4 | 14 | 22 | 230 | 22 | 40.5 |
| 15 | Martin | BUF | P | 54 | 2523 | 65 | 46.7 | 5 | 1 | 8 | 5 | 23 | 213 | 25 | 40.2 |
| 16 | Stonehouse | TEN | P | 73 | 3691 | 75 | 50.6 | 7 | 2 | 7 | 3 | 47 | 655 | 22 | 38.6 |

2024 NATIONAL FOOTBALL LEAGUE

2024 NATIONAL FOOTBALL LEAGUE

AFC PUNT RETURN LEADERS

| RANK | PLAYER | TEAM | POS | RET | FC | YDS | AVG | LONG | TD |
|------|-------------|---------|-----|-----|----|-----|------|------|----|
| 1 | Mims | DEN | WR | 26 | 25 | 408 | 15.7 | 61 | 0 |
| 2 | M. Jones | NE | CB | 26 | 8 | 386 | 14.8 | 62 | 0 |
| 3 | *Codrington | BUF | DB | 27 | 8 | 313 | 11.6 | 29 | 0 |
| 4 | Austin | PIT | WR | 28 | 15 | 289 | 10.3 | 73t | 1 |
| 5 | Hardman | KC | WR | 20 | 9 | 203 | 10.2 | 55 | 0 |
| 6 | Gipson | NYJ | WR | 33 | 16 | 266 | 8.1 | 40 | 0 |
| 7 | *Jackson | TEN | WR | 28 | 7 | 215 | 7.7 | 20 | 0 |
| 8 | Sims | HOU-BAL | WR | 21 | 8 | 122 | 5.8 | 19 | 0 |

2024 NATIONAL FOOTBALL LEAGUE

AFC KICKOFF RETURN LEADERS

| RANK | PLAYER | TEAM | POS | RET | YDS | AVG | LONG | TD |
|------|--------|------|-----|-----|-----|-----|------|----|
|------|--------|------|-----|-----|-----|-----|------|----|

2024 NATIONAL FOOTBALL LEAGUE

2024 NATIONAL FOOTBALL LEAGUE

AFC INTERCEPTION LEADERS

| RANK | PLAYER | TEAM | POS | INT | YARDS | AVG | LONG | TD |
|------|----------------|---------|-----|-----|-------|------|------|----|
| 1 | Humphrey | BAL | CB | 6 | 37 | 6.2 | 37t | 1 |
| 2t | *Bullock | HOU | SAF | 5 | 96 | 19.2 | 68 | 0 |
| 2t | Hooker | TEN | SAF | 5 | 68 | 13.6 | 30 | 0 |
| 2t | Jackson | PIT | CB | 5 | 88 | 17.6 | 49 | 0 |
| 2t | Stingley | HOU | CB | 5 | 48 | 9.6 | 31 | 0 |
| 6t | *Bishop | PIT | CB | 4 | 46 | 11.5 | 41 | 0 |
| 6t | *Still | LAC | DB | 4 | 85 | 21.3 | 61t | 1 |
| 6t | Stone | CIN | SAF | 4 | 88 | 22.0 | 49 | 1 |
| 6t | Surtain | DEN | CB | 4 | 132 | 33.0 | 100t | 1 |
| 10t | Blackmon | IND | SAF | 3 | 27 | 9.0 | 17 | 0 |
| 10t | Cross | IND | SAF | 3 | 25 | 8.3 | 20 | 0 |
| 10t | Dodson | SEA-MIA | LB | 3 | 7 | 2.3 | 7 | 0 |
| 10t | *Hicks | KC | SAF | 3 | 50 | 16.7 | 47 | 0 |
| 10t | B. Jones | DEN | SAF | 3 | 74 | 24.7 | 37 | 0 |
| 10t | Jones | LV | CB | 3 | 53 | 17.7 | 29t | 1 |
| 10t | *Lassiter | HOU | CB | 3 | 9 | 3.0 | 9 | 0 |
| 10t | Molden | LAC | CB | 3 | 28 | 9.3 | 25 | 0 |
| 10t | Moore | IND | CB | 3 | 28 | 9.3 | 12 | 0 |
| 10t | Taylor-Britt | CIN | CB | 3 | 79 | 26.3 | 51t | 1 |
| 20t | Barton | DEN | LB | 2 | 71 | 35.5 | 56 | 0 |
| 20t | Benford | BUF | CB | 2 | 30 | 15.0 | 24 | 0 |
| 20t | Bernard | BUF | LB | 2 | 1 | 0.5 | 1 | 0 |
| 20t | Conner | KC | DB | 2 | 32 | 16.0 | 29 | 0 |
| 20t | Cook | KC | FS | 2 | 0 | 0.0 | 0 | 0 |
| 20t | A. Davis | NYJ | SAF | 2 | 18 | 9.0 | 18 | 0 |
| 20t | Echols | NYJ | CB | 2 | 0 | 0.0 | 0 | 0 |
| 20t | Franklin | IND | OLB | 2 | 4 | 2.0 | 4 | 0 |
| 20t | Gonzalez | NE | CB | 2 | 2 | 1.0 | 2 | 0 |
| 20t | Hamlin | BUF | SS | 2 | 19 | 9.5 | 19 | 0 |
| 20t | Ingram | BUF | DB | 2 | 56 | 28.0 | 31t | 1 |
| 20t | A. Johnson | BUF | NT | 2 | 9 | 4.5 | 5 | 0 |
| 20t | Ta. Johnson | BUF | CB | 2 | 23 | 11.5 | 23t | 1 |
| 20t | Jones | IND | DB | 2 | 5 | 2.5 | 5 | 0 |
| 20t | Kohou | MIA | CB | 2 | 2 | 1.0 | 2 | 0 |
| 20t | McDuffie | KC | CB | 2 | 0 | 0.0 | 0 | 0 |
| 20t | McMillian | DEN | CB | 2 | 44 | 22.0 | 44t | 1 |
| 20t | Moehrig | LV | SAF | 2 | 28 | 14.0 | 16 | 0 |
| 20t | Pratt | CIN | LB | 2 | 26 | 13.0 | 24 | 0 |
| 20t | Ramsey | MIA | CB | 2 | 7 | 3.5 | 7 | 0 |
| 20t | Rapp | BUF | FS | 2 | 5 | 2.5 | 5 | 0 |
| 20t | Reid | KC | SS | 2 | 8 | 4.0 | 8 | 0 |
| 20t | Spillane | LV | LB | 2 | 0 | 0.0 | 0 | 0 |
| 20t | Ward | CLE | CB | 2 | 0 | 0.0 | 0 | 0 |
| 20t | Ward | HOU | SAF | 2 | 67 | 33.5 | 65t | 1 |
| 20t | A. Washington | BAL | SAF | 2 | 33 | 16.5 | 32 | 0 |
| 20t | Womack | IND | CB | 2 | 4 | 2.0 | 4 | 0 |
| 47t | *Abrams-Draine | DEN | CB | 1 | 17 | 17.0 | 17 | 0 |
| 47t | T. Adams | NYJ | SS | 1 | 0 | 0.0 | 0 | 0 |
| 47t | Awuzie | TEN | CB | 1 | 8 | 8.0 | 8 | 0 |
| 47t | Battle | CIN | SAF | 1 | 0 | 0.0 | 0 | 0 |
| 47t | Bell | CIN | SS | 1 | 32 | 32.0 | 32 | 0 |
| 47t | Benton | PIT | DT | 1 | 11 | 11.0 | 11 | 0 |
| 47t | Bolton | KC | LB | 1 | 0 | 0.0 | 0 | 0 |
| 47t | Bonitto | DEN | LB | 1 | 71 | 71.0 | 71t | 1 |
| 47t | Brown | JAX | CB | 1 | 0 | 0.0 | 0 | 0 |

2024 NATIONAL FOOTBALL LEAGUE

AFC INTERCEPTION LEADERS

| RANK | PLAYER | TEAM | POS | INT | YARDS | AVG | LONG | TD |
|------|-----------------|---------|-----|-----|-------|------|------|----|
| 47t | *Brownlee | TEN | DB | 1 | 2 | 2.0 | 2 | 0 |
| 47t | Chaisson | LV | DE | 1 | 0 | 0.0 | 0 | 0 |
| 47t | Cisco | JAX | FS | 1 | 22 | 22.0 | 22 | 0 |
| 47t | Davis-Gaither | CIN | LB | 1 | 12 | 12.0 | 12 | 0 |
| 47t | Dupree | LAC | OLB | 1 | 0 | 0.0 | 0 | 0 |
| 47t | D. Elliott | PIT | DB | 1 | 0 | 0.0 | 0 | 0 |
| 47t | Elliss | NE | LB | 1 | 6 | 6.0 | 6 | 0 |
| 47t | Fitzpatrick | PIT | FS | 1 | 25 | 25.0 | 25 | 0 |
| 47t | Ford | LAC | DT | 1 | 3 | 3.0 | 3 | 0 |
| 47t | Fulton | LAC | CB | 1 | 29 | 29.0 | 29 | 0 |
| 47t | Gardner | NYJ | CB | 1 | 0 | 0.0 | 0 | 0 |
| 47t | Gifford | TEN | LB | 1 | 0 | 0.0 | 0 | 0 |
| 47t | Gilman | LAC | SAF | 1 | 18 | 18.0 | 18 | 0 |
| 47t | Hamilton | BAL | SAF | 1 | 0 | 0.0 | 0 | 0 |
| 47t | *Harper | LV | SAF | 1 | 14 | 14.0 | 14 | 0 |
| 47t | Henley | LAC | LB | 1 | 4 | 4.0 | 4 | 0 |
| 47t | Hewitt | HOU | LB | 1 | 45 | 45.0 | 45 | 0 |
| 47t | Hilton | CIN | CB | 1 | 0 | 0.0 | 0 | 0 |
| 47t | Hobbs | LV | CB | 1 | 35 | 35.0 | 35 | 0 |
| 47t | Hubbard | CIN | DE | 1 | 0 | 0.0 | 0 | 0 |
| 47t | James | LAC | FS | 1 | 2 | 2.0 | 2 | 0 |
| 47t | *J. Jones | JAX | CB | 1 | 0 | 0.0 | 0 | 0 |
| 47t | M. Jones | NE | CB | 1 | 35 | 35.0 | 35 | 0 |
| 47t | Kazee | PIT | SS | 1 | 5 | 5.0 | 5 | 0 |
| 47t | Lewis | BUF | CB | 1 | 0 | 0.0 | 0 | 0 |
| 47t | Lloyd | JAX | LB | 1 | 3 | 3.0 | 3 | 0 |
| 47t | Mapu | NE | SAF | 1 | 6 | 6.0 | 6 | 0 |
| 47t | Maye | MIA-LAC | FS | 1 | 0 | 0.0 | 0 | 0 |
| 47t | Mills | NYJ | CB | 1 | 0 | 0.0 | 0 | 0 |
| 47t | Moss | DEN | CB | 1 | 0 | 0.0 | 0 | 0 |
| 47t | Murray | HOU | SS | 1 | 0 | 0.0 | 0 | 0 |
| 47t | Murray | TEN | LB | 1 | 6 | 6.0 | 6 | 0 |
| 47t | Newsome | CLE | CB | 1 | -2 | -2.0 | -2 | 0 |
| 47t | *Newton | CIN | CB | 1 | 12 | 12.0 | 12 | 0 |
| 47t | Ogbah | MIA | OLB | 1 | 0 | 0.0 | 0 | 0 |
| 47t | Oluokun | JAX | LB | 1 | 0 | 0.0 | 0 | 0 |
| 47t | Owusu-Koramoah | CLE | LB | 1 | 0 | 0.0 | 0 | 0 |
| 47t | Peppers | NE | FS | 1 | 0 | 0.0 | 0 | 0 |
| 47t | Phillips | DAL-BUF | DT | 1 | 2 | 2.0 | 2 | 0 |
| 47t | Pierce | BAL | DT | 1 | 6 | 6.0 | 6 | 0 |
| 47t | Pierre | PIT | CB | 1 | 18 | 18.0 | 18 | 0 |
| 47t | Pitre | HOU | SAF | 1 | 10 | 10.0 | 10 | 0 |
| 47t | Porter | PIT | CB | 1 | 16 | 16.0 | 16 | 0 |
| 47t | Reese | TEN | LB | 1 | 2 | 2.0 | 2 | 0 |
| 47t | *Roland-Wallace | KC | CB | 1 | 0 | 0.0 | 0 | 0 |
| 47t | Savage | JAX | SAF | 1 | 16 | 16.0 | 16 | 0 |
| 47t | Sieler | MIA | DE | 1 | 0 | 0.0 | 0 | 0 |
| 47t | Singleton | DEN | LB | 1 | 21 | 21.0 | 21 | 0 |
| 47t | Smith | BAL | ILB | 1 | 0 | 0.0 | 0 | 0 |
| 47t | E. Speed | IND | LB | 1 | 12 | 12.0 | 12 | 0 |
| 47t | Tart | LAC | DT | 1 | 4 | 4.0 | 4 | 0 |
| 47t | Tavai | NE | OLB | 1 | 0 | 0.0 | 0 | 0 |
| 47t | To'oTo'o | HOU | LB | 1 | 0 | 0.0 | 0 | 0 |
| 47t | Trice | PIT | CB | 1 | 0 | 0.0 | 0 | 0 |
| 47t | Walker | MIA | MLB | 1 | 5 | 5.0 | 5 | 0 |

2024 NATIONAL FOOTBALL LEAGUE

AFC INTERCEPTION LEADERS

| RANK | PLAYER | TEAM | POS | INT | YARDS | AVG | LONG | TD |
|------|------------|------|-----|-----|-------|------|------|----|
| 47t | *Wiggins | BAL | CB | 1 | 26 | 26.0 | 26t | 1 |
| 47t | *P. Wilson | PIT | LB | 1 | 0 | 0.0 | 0 | 0 |
| 47t | Worley | TEN | CB | 1 | 0 | 0.0 | 0 | 0 |

2024 NATIONAL FOOTBALL LEAGUE

AFC SACK LEADERS

| RANK | PLAYER | TEAM | POS | SACKS |
|------|----------------|--------|-----|-------|
| 1 | Hendrickson | CIN | DE | 17.5 |
| 2 | Garrett | CLE | DE | 14.0 |
| 3 | Bonitto | DEN | LB | 13.5 |
| 4 | Van Noy | BAL | MLB | 12.5 |
| 5 | Hunter | HOU | DE | 12.0 |
| 6 | Watt | PIT | OLB | 11.5 |
| 7 | Anderson | HOU | DE | 11.0 |
| 8t | Cooper | DEN | LB | 10.5 |
| 8t | McDonald | NYJ | DE | 10.5 |
| 8t | Walker | JAX | DE | 10.5 |
| 11t | Oweh | BAL | LB | 10.0 |
| 11t | Sieler | MIA | DE | 10.0 |
| 13 | Landry | TEN | LB | 9.0 |
| 14t | Allen | DEN | DE | 8.5 |
| 14t | Tuipulotu | LAC | LB | 8.5 |
| 16t | Ca. Heyward | PIT | DT | 8.0 |
| 16t | Hines-Allen | JAX | DE | 8.0 |
| 16t | Karlaftis | KC | DE | 8.0 |
| 16t | Paye | IND | DE | 8.0 |
| 16t | Rousseau | BUF | DE | 8.0 |
| 21 | Crosby | LV | DE | 7.5 |
| 22 | Franklin-Myers | DEN | DE | 7.0 |
| 23t | Buckner | IND | DT | 6.5 |
| 23t | Key | TEN | LB | 6.5 |
| 23t | Madubuike | BAL | DT | 6.5 |
| 23t | Wharton | KC | DT | 6.5 |
| 27t | Dupree | LAC | OLB | 6.0 |
| 27t | Epenesa | BUF | DE | 6.0 |
| 27t | Highsmith | PIT | LB | 6.0 |
| 27t | Mack | LAC | OLB | 6.0 |
| 27t | Miller | BUF | OLB | 6.0 |
| 27t | *Robinson | MIA | LB | 6.0 |
| 27t | Quin. Williams | NYJ | NT | 6.0 |
| 34t | Ni. Herbig | PIT | LB | 5.5 |
| 34t | James | LAC | FS | 5.5 |
| 36t | Barnett | HOU | DE | 5.0 |
| 36t | Bosa | LAC | LB | 5.0 |
| 36t | A. Butler | LV | DT | 5.0 |
| 36t | C. Campbell | MIA | DE | 5.0 |
| 36t | Chaisson | LV | DE | 5.0 |
| 36t | *Elliss | DEN | LB | 5.0 |
| 36t | Ch. Jones | KC | DT | 5.0 |
| 36t | Ogbah | MIA | OLB | 5.0 |
| 36t | Ossai | CIN | DE | 5.0 |
| 36t | Settle | HOU | DT | 5.0 |
| 36t | Simmons | TEN | DT | 5.0 |
| 36t | Tillman | DEN | LB | 5.0 |
| 36t | White | NE | DE | 5.0 |
| 36t | Wise | NE | DE | 5.0 |
| 50t | Clemons | NYJ | DE | 4.5 |
| 50t | Kinlaw | NYJ | DE | 4.5 |
| 50t | Smith | GB-PIT | DE | 4.5 |
| 50t | Wilson | LV | DE | 4.5 |

2024 NATIONAL FOOTBALL LEAGUE

AFC LEADERS IN FUMBLE RECOVERIES

| RANK | PLAYER | TEAM | POS | TOTAL | OWN TEAM | OPP TEAM |
|------|----------------|---------|-----|-------|----------|----------|
| 1 | Richardson | IND | QB | 6 | 6 | 0 |
| 2 | L. Jackson | BAL | QB | 5 | 5 | 0 |
| 3t | *Maye | NE | QB | 4 | 4 | 0 |
| 3t | Stevenson | NE | RB | 4 | 4 | 0 |
| 5t | Davis | LAC | WR | 3 | 3 | 0 |
| 5t | D. Elliott | PIT | DB | 3 | 0 | 3 |
| 5t | Fields | PIT | QB | 3 | 3 | 0 |
| 5t | Herbert | LAC | QB | 3 | 3 | 0 |
| 5t | Herbert | CHI-CIN | RB | 3 | 3 | 0 |
| 5t | Huntley | BAL-MIA | QB | 3 | 3 | 0 |
| 5t | *Latham | TEN | OT | 3 | 3 | 0 |
| 5t | Levis | TEN | QB | 3 | 3 | 0 |
| 5t | Rodgers | NYJ | QB | 3 | 3 | 0 |
| 5t | Warren | PIT | RB | 3 | 3 | 0 |
| 5t | Williams | BUF | LB | 3 | 0 | 3 |
| 5t | Quin. Williams | NYJ | OLB | 3 | 0 | 3 |
| 5t | Winston | CLE | QB | 3 | 3 | 0 |
| 18t | Armstead | MIA | OT | 2 | 2 | 0 |
| 18t | Barnett | HOU | DE | 2 | 0 | 2 |
| 18t | Bitonio | CLE | OG | 2 | 2 | 0 |
| 18t | Bolton | KC | LB | 2 | 0 | 2 |
| 18t | Brissett | NE | QB | 2 | 2 | 0 |
| 18t | Brooks | MIA | ILB | 2 | 0 | 2 |
| 18t | Burrow | CIN | QB | 2 | 2 | 0 |
| 18t | Conklin | NYJ | TE | 2 | 2 | 0 |
| 18t | Edwards | HOU | DE | 2 | 0 | 2 |
| 18t | Gibson | NE | RB | 2 | 2 | 0 |
| 18t | Ni. Herbig | PIT | LB | 2 | 0 | 2 |
| 18t | *Jackson | TEN | WR | 2 | 2 | 0 |
| 18t | M. Jones | NE | CB | 2 | 1 | 1 |
| 18t | Lammons | IND | DB | 2 | 0 | 2 |
| 18t | Milano | BUF | OLB | 2 | 0 | 2 |
| 18t | Moehrig | LV | SAF | 2 | 0 | 2 |
| 18t | Molden | LAC | CB | 2 | 0 | 2 |
| 18t | *Nix | DEN | QB | 2 | 2 | 0 |
| 18t | *Njongmeta | CIN | LB | 2 | 0 | 2 |
| 18t | Perine | KC | RB | 2 | 1 | 1 |
| 18t | Pratt | CIN | LB | 2 | 0 | 2 |
| 18t | Rudolph | TEN | QB | 2 | 2 | 0 |
| 18t | Simmons | TEN | DT | 2 | 0 | 2 |
| 18t | Skowronek | PIT | WR | 2 | 0 | 2 |
| 18t | Stanley | BAL | OT | 2 | 2 | 0 |
| 18t | Tagovailoa | MIA | QB | 2 | 2 | 0 |
| 18t | Torrence | BUF | OG | 2 | 2 | 0 |
| 18t | Tranquill | KC | LB | 2 | 0 | 2 |
| 18t | Washington | JAX | WR | 2 | 2 | 0 |
| 18t | Watt | PIT | OLB | 2 | 0 | 2 |
| 18t | L. Wilson | CIN | LB | 2 | 0 | 2 |
| 18t | *P. Wilson | PIT | LB | 2 | 0 | 2 |
| 18t | Ru. Wilson | PIT | QB | 2 | 2 | 0 |

2024 NATIONAL FOOTBALL LEAGUE

AFC LEADERS IN RECOVERIES OF FUMBLES BY OWN TEAM

| RANK | PLAYER | TEAM | POS | REC | YARDS | AVG | LONG | TD |
|------|------------|---------|-----|-----|-------|------|------|----|
| 1 | Richardson | IND | QB | 6 | 0 | 0.0 | 0t | 0 |
| 2 | L. Jackson | BAL | QB | 5 | -7 | -1.4 | 0t | 0 |
| 3t | *Maye | NE | QB | 4 | 0 | 0.0 | 0t | 0 |
| 3t | Stevenson | NE | RB | 4 | 0 | 0.0 | 0t | 0 |
| 5t | Davis | LAC | WR | 3 | 0 | 0.0 | 0t | 0 |
| 5t | Fields | PIT | QB | 3 | 0 | 0.0 | 0t | 0 |
| 5t | Herbert | LAC | QB | 3 | 0 | 0.0 | 0t | 0 |
| 5t | Herbert | CHI-CIN | RB | 3 | 0 | 0.0 | 0t | 0 |
| 5t | Huntley | BAL-MIA | QB | 3 | 0 | 0.0 | 0t | 0 |
| 5t | *Latham | TEN | OT | 3 | 4 | 1.3 | 4 | 0 |
| 5t | Levis | TEN | QB | 3 | 0 | 0.0 | 0t | 0 |
| 5t | Rodgers | NYJ | QB | 3 | 0 | 0.0 | 0t | 0 |
| 5t | Warren | PIT | RB | 3 | 0 | 0.0 | 0t | 0 |
| 5t | Winston | CLE | QB | 3 | 0 | 0.0 | 0t | 0 |
| 15t | Armstead | MIA | OT | 2 | 0 | 0.0 | 0t | 0 |
| 15t | Bitonio | CLE | OG | 2 | 0 | 0.0 | 0t | 0 |
| 15t | Brissett | NE | QB | 2 | 0 | 0.0 | 0t | 0 |
| 15t | Burrow | CIN | QB | 2 | 0 | 0.0 | 0t | 0 |
| 15t | Conklin | NYJ | TE | 2 | -3 | -1.5 | 0t | 0 |
| 15t | Gibson | NE | RB | 2 | 0 | 0.0 | 0t | 0 |
| 15t | *Jackson | TEN | WR | 2 | 0 | 0.0 | 0t | 0 |
| 15t | *Nix | DEN | QB | 2 | 0 | 0.0 | 0t | 0 |
| 15t | Rudolph | TEN | QB | 2 | 0 | 0.0 | 0t | 0 |
| 15t | Stanley | BAL | OT | 2 | 0 | 0.0 | 0t | 0 |
| 15t | Tagovailoa | MIA | QB | 2 | 0 | 0.0 | 0t | 0 |
| 15t | Torrence | BUF | OG | 2 | 0 | 0.0 | 0t | 0 |
| 15t | Washington | JAX | WR | 2 | 0 | 0.0 | 0t | 0 |
| 15t | Ru. Wilson | PIT | QB | 2 | 0 | 0.0 | 0t | 0 |

2024 NATIONAL FOOTBALL LEAGUE

AFC LEADERS IN RECOVERIES OF FUMBLES BY OPPOSING TEAM

| RANK | PLAYER | TEAM | POS | REC | YARDS | AVG | LONG | TD |
|------|----------------|------|-----|-----|-------|------|------|----|
| 1t | D. Elliott | PIT | DB | 3 | 10 | 3.3 | 10 | 0 |
| 1t | Williams | BUF | LB | 3 | 0 | 0.0 | 0t | 0 |
| 1t | Quin. Williams | NYJ | OLB | 3 | 19 | 6.3 | 15 | 0 |
| 4t | Barnett | HOU | DE | 2 | 64 | 32.0 | 36t | 2 |
| 4t | Bolton | KC | LB | 2 | 0 | 0.0 | 0t | 0 |
| 4t | Brooks | MIA | ILB | 2 | 23 | 11.5 | 12 | 0 |
| 4t | Edwards | HOU | DE | 2 | 0 | 0.0 | 0t | 0 |
| 4t | Ni. Herbig | PIT | LB | 2 | 0 | 0.0 | 0t | 0 |
| 4t | Lammons | IND | DB | 2 | 3 | 1.5 | 3 | 0 |
| 4t | Milano | BUF | OLB | 2 | 0 | 0.0 | 0t | 0 |
| 4t | Moehrig | LV | SAF | 2 | 0 | 0.0 | 0t | 0 |
| 4t | Molden | LAC | CB | 2 | 0 | 0.0 | 0t | 0 |
| 4t | *Njongmeta | CIN | LB | 2 | 0 | 0.0 | 0t | 0 |
| 4t | Pratt | CIN | LB | 2 | 9 | 4.5 | 9 | 0 |
| 4t | Simmons | TEN | DT | 2 | 0 | 0.0 | 0t | 0 |
| 4t | Skowronek | PIT | WR | 2 | 0 | 0.0 | 0t | 0 |
| 4t | Tranquill | KC | LB | 2 | 3 | 1.5 | 3 | 0 |
| 4t | Watt | PIT | OLB | 2 | 0 | 0.0 | 0t | 0 |
| 4t | L. Wilson | CIN | LB | 2 | 10 | 5.0 | 10 | 0 |
| 4t | *P. Wilson | PIT | LB | 2 | 22 | 11.0 | 21t | 1 |

2024 NATIONAL FOOTBALL LEAGUE

NFC LEADING PASSERS

| RANK | PLAYER | TEAM | ATT | COMP | COMP% | YDS | YPA | TD | TD% | LONG | INT | INT% | RATING |
|------|---------------|---------|-----|------|-------|------|------|----|------|------|-----|------|--------|
| 1 | Goff | DET | 539 | 390 | 72.4% | 4629 | 8.59 | 37 | 6.9% | 82t | 12 | 2.2% | 111.8 |
| 2 | Mayfield | TB | 570 | 407 | 71.4% | 4500 | 7.89 | 41 | 7.2% | 57t | 16 | 2.8% | 106.8 |
| 3 | Hurts | PHI | 361 | 248 | 68.7% | 2903 | 8.04 | 18 | 5.0% | 67t | 5 | 1.4% | 103.7 |
| 4 | Darnold | MIN | 545 | 361 | 66.2% | 4319 | 7.92 | 35 | 6.4% | 97t | 12 | 2.2% | 102.5 |
| 5 | *Daniels | WAS | 480 | 331 | 69.0% | 3568 | 7.43 | 25 | 5.2% | 86t | 9 | 1.9% | 100.1 |
| 6 | Love | GB | 425 | 268 | 63.1% | 3389 | 7.97 | 25 | 5.9% | 70t | 11 | 2.6% | 96.7 |
| 7 | Purdy | SF | 455 | 300 | 65.9% | 3864 | 8.49 | 20 | 4.4% | 76t | 12 | 2.6% | 96.1 |
| 8 | Stafford | LAR | 517 | 340 | 65.8% | 3762 | 7.28 | 20 | 3.9% | 69t | 8 | 1.5% | 93.7 |
| 9 | K. Murray | ARI | 541 | 372 | 68.8% | 3851 | 7.12 | 21 | 3.9% | 60t | 11 | 2.0% | 93.5 |
| 10 | G. Smith | SEA | 578 | 407 | 70.4% | 4320 | 7.47 | 21 | 3.6% | 71t | 15 | 2.6% | 93.2 |
| 11 | Cousins | ATL | 453 | 303 | 66.9% | 3508 | 7.74 | 18 | 4.0% | 60 | 16 | 3.5% | 88.6 |
| 12 | *Ca. Williams | CHI | 562 | 351 | 62.5% | 3541 | 6.30 | 20 | 3.6% | 47 | 6 | 1.1% | 87.8 |
| 13 | Rush | DAL | 308 | 187 | 60.7% | 1844 | 5.99 | 12 | 3.9% | 64t | 5 | 1.6% | 83.8 |
| 14 | Young | CAR | 384 | 234 | 60.9% | 2403 | 6.26 | 15 | 3.9% | 83t | 9 | 2.3% | 82.2 |
| 15 | D. Jones | NYG-MIN | 341 | 216 | 63.3% | 2070 | 6.07 | 8 | 2.3% | 43 | 7 | 2.1% | 79.4 |

2024 NATIONAL FOOTBALL LEAGUE

NFC LEADING PASSERS, RANKS

| PLAYER | TEAM | ATT | COMP | COMP% | YDS | YPA | TD | TD% | INT | INT% | RATING |
|---------------|---------|-----|------|-------|-----|-----|-----|-----|-----|------|--------|
| Goff | DET | 6 | 3 | 1 | 1 | 1 | 2 | 2 | 10t | 9 | 1 |
| Mayfield | TB | 2 | 1t | 2 | 2 | 6 | 1 | 1 | 14t | 14 | 2 |
| Hurts | PHI | 13 | 12 | 6 | 12 | 3 | 11t | 6 | 1t | 2 | 3 |
| Darnold | MIN | 4 | 5 | 8 | 4 | 5 | 3 | 3 | 10t | 8 | 4 |
| *Daniels | WAS | 8 | 8 | 4 | 8 | 9 | 4t | 5 | 6t | 5 | 5 |
| Love | GB | 11 | 11 | 12 | 11 | 4 | 4t | 4 | 8t | 11 | 6 |
| Purdy | SF | 9 | 10 | 9 | 5 | 2 | 8t | 7 | 10t | 13 | 7 |
| Stafford | LAR | 7 | 7 | 10 | 7 | 10 | 8t | 12 | 5 | 3 | 8 |
| K. Murray | ARI | 5 | 4 | 5 | 6 | 11 | 6t | 11 | 8t | 6 | 9 |
| G. Smith | SEA | 1 | 1t | 3 | 3 | 8 | 6t | 13 | 13 | 12 | 10 |
| Cousins | ATL | 10 | 9 | 7 | 10 | 7 | 11t | 8 | 14t | 15 | 11 |
| *Ca. Williams | CHI | 3 | 6 | 13 | 9 | 12 | 8t | 14 | 3 | 1 | 12 |
| Rush | DAL | 15 | 16 | 15 | 17 | 15 | 15 | 10 | 1t | 4 | 13 |
| Young | CAR | 12 | 13 | 14 | 13 | 13 | 13t | 9 | 6t | 10 | 14 |
| D. Jones | NYG-MIN | 14 | 14 | 11 | 15 | 14 | 17 | 15 | 4 | 7 | 15 |

2024 NATIONAL FOOTBALL LEAGUE

NFC FOURTH-QUARTER PASSING LEADERS

| RANK | PLAYER | TEAM | ATT | COMP | COMP% | YDS | YPA | TD | TD% | INT | INT% | RATING |
|------|---------------|---------|-----|------|-------|------|------|----|------|-----|------|--------|
| 1 | Mayfield | TB | 142 | 103 | 72.5% | 1123 | 7.91 | 12 | 8.5% | 2 | 1.4% | 117.8 |
| 2 | *Daniels | WAS | 135 | 96 | 71.1% | 1111 | 8.23 | 11 | 8.1% | 3 | 2.2% | 113.5 |
| 3 | Love | GB | 104 | 65 | 62.5% | 968 | 9.31 | 6 | 5.8% | 1 | 1.0% | 108.2 |
| 4 | Stafford | LAR | 143 | 98 | 68.5% | 1079 | 7.55 | 8 | 5.6% | 1 | 0.7% | 106.4 |
| 5 | Hurts | PHI | 74 | 54 | 73.0% | 674 | 9.11 | 3 | 4.1% | 2 | 2.7% | 103.1 |
| 6 | Goff | DET | 136 | 89 | 65.4% | 974 | 7.16 | 7 | 5.1% | 2 | 1.5% | 97.5 |
| 7 | *Ca. Williams | CHI | 180 | 116 | 64.4% | 1108 | 6.16 | 10 | 5.6% | 2 | 1.1% | 95.3 |
| 8 | Darnold | MIN | 114 | 67 | 58.8% | 897 | 7.87 | 6 | 5.3% | 2 | 1.8% | 94.1 |
| 9 | Carr | NO | 63 | 38 | 60.3% | 405 | 6.43 | 5 | 7.9% | 2 | 3.2% | 92.4 |
| 10 | Prescott | DAL | 75 | 41 | 54.7% | 486 | 6.48 | 6 | 8.0% | 3 | 4.0% | 84.6 |
| 11 | G. Smith | SEA | 165 | 115 | 69.7% | 1079 | 6.54 | 6 | 3.6% | 6 | 3.6% | 84.4 |
| 12 | Purdy | SF | 118 | 82 | 69.5% | 957 | 8.11 | 4 | 3.4% | 6 | 5.1% | 83.9 |
| 13 | Lock | NYG | 79 | 46 | 58.2% | 566 | 7.16 | 2 | 2.5% | 2 | 2.5% | 78.3 |
| 14 | K. Murray | ARI | 145 | 97 | 66.9% | 1013 | 6.99 | 2 | 1.4% | 5 | 3.4% | 77.2 |
| 15 | Young | CAR | 127 | 75 | 59.1% | 706 | 5.56 | 3 | 2.4% | 3 | 2.4% | 72.5 |
| 16 | Rush | DAL | 93 | 52 | 55.9% | 424 | 4.56 | 2 | 2.2% | 1 | 1.1% | 70.4 |
| 17 | D. Jones | NYG-MIN | 119 | 68 | 57.1% | 606 | 5.09 | 2 | 1.7% | 4 | 3.4% | 62.5 |
| 18 | Cousins | ATL | 119 | 73 | 61.3% | 737 | 6.19 | 2 | 1.7% | 8 | 6.7% | 56.6 |
| 19 | *Rattler | NO | 84 | 42 | 50.0% | 355 | 4.23 | 1 | 1.2% | 4 | 4.8% | 45.5 |

2024 NATIONAL FOOTBALL LEAGUE

NFC THIRD-DOWN PASSING LEADERS

| RANK | PLAYER | TEAM | ATT | COMP | COMP% | YDS | YPA | TD | TD% | INT | INT% | RATING |
|------|---------------|---------|-----|------|-------|------|------|----|-------|-----|------|--------|
| 1 | Goff | DET | 126 | 86 | 68.3% | 1076 | 8.54 | 13 | 10.3% | 0 | 0.0% | 128.9 |
| 2 | Mayfield | TB | 142 | 95 | 66.9% | 1174 | 8.27 | 12 | 8.5% | 6 | 4.2% | 102.8 |
| 3 | *Daniels | WAS | 124 | 75 | 60.5% | 888 | 7.16 | 10 | 8.1% | 2 | 1.6% | 102.5 |
| 4 | Purdy | SF | 121 | 73 | 60.3% | 886 | 7.32 | 8 | 6.6% | 2 | 1.7% | 98.0 |
| 5 | Cousins | ATL | 116 | 73 | 62.9% | 858 | 7.40 | 5 | 4.3% | 1 | 0.9% | 96.1 |
| 6 | Hurts | PHI | 95 | 59 | 62.1% | 782 | 8.23 | 5 | 5.3% | 3 | 3.2% | 92.5 |
| 7 | Love | GB | 110 | 58 | 52.7% | 677 | 6.15 | 11 | 10.0% | 4 | 3.6% | 89.8 |
| 8 | Darnold | MIN | 149 | 83 | 55.7% | 1027 | 6.89 | 9 | 6.0% | 3 | 2.0% | 89.0 |
| 9 | K. Murray | ARI | 114 | 68 | 59.6% | 728 | 6.39 | 5 | 4.4% | 2 | 1.8% | 85.7 |
| 10 | D. Jones | NYG-MIN | 92 | 59 | 64.1% | 586 | 6.37 | 3 | 3.3% | 2 | 2.2% | 83.9 |
| 11 | Rush | DAL | 80 | 41 | 51.3% | 547 | 6.84 | 5 | 6.3% | 3 | 3.8% | 78.5 |
| 12 | *Ca. Williams | CHI | 150 | 86 | 57.3% | 840 | 5.60 | 5 | 3.3% | 3 | 2.0% | 76.0 |
| 13 | G. Smith | SEA | 145 | 90 | 62.1% | 1038 | 7.16 | 5 | 3.4% | 7 | 4.8% | 75.0 |
| 14 | Stafford | LAR | 120 | 66 | 55.0% | 687 | 5.73 | 4 | 3.3% | 3 | 2.5% | 72.5 |
| 15 | Young | CAR | 108 | 59 | 54.6% | 664 | 6.15 | 4 | 3.7% | 4 | 3.7% | 70.1 |

2024 NATIONAL FOOTBALL LEAGUE

NFC LEADING RUSHERS

| RANK | PLAYER | TEAM | ATT | YDS | AVG | LONG | TD |
|------|--------------------|---------|-----|------|-----|------|----|
| 1 | Barkley | PHI | 345 | 2005 | 5.8 | 72t | 13 |
| 2 | Robinson | ATL | 304 | 1456 | 4.8 | 37t | 14 |
| 3 | Gibbs | DET | 250 | 1412 | 5.6 | 70t | 16 |
| 4 | Jacobs | GB | 301 | 1329 | 4.4 | 38t | 15 |
| 5 | K. Williams | LAR | 316 | 1299 | 4.1 | 30 | 14 |
| 6 | Hubbard | CAR | 250 | 1195 | 4.8 | 38t | 10 |
| 7 | A. Jones | MIN | 255 | 1138 | 4.5 | 41 | 5 |
| 8 | *Irving | TB | 207 | 1122 | 5.4 | 56 | 8 |
| 9 | Conner | ARI | 236 | 1094 | 4.6 | 53 | 8 |
| 10 | Dowdle | DAL | 235 | 1079 | 4.6 | 27 | 2 |
| 11 | Swift | CHI | 253 | 959 | 3.8 | 56t | 6 |
| 12 | Kamara | NO | 228 | 950 | 4.2 | 24 | 6 |
| 13 | *Daniels (QB) | WAS | 148 | 891 | 6.0 | 46 | 6 |
| 14 | *Tracy | NYG | 192 | 839 | 4.4 | 45t | 5 |
| 15 | Robinson | WAS | 187 | 799 | 4.3 | 40t | 8 |
| 16 | Mason | SF | 153 | 789 | 5.2 | 38 | 3 |
| 17 | Montgomery | DET | 185 | 775 | 4.2 | 21 | 12 |
| 18 | Allgeier | ATL | 137 | 644 | 4.7 | 25 | 3 |
| 19 | Hurts (QB) | PHI | 150 | 630 | 4.2 | 35 | 14 |
| 20 | White | TB | 144 | 613 | 4.3 | 56 | 3 |
| 21 | Walker | SEA | 153 | 573 | 3.7 | 28 | 7 |
| 22 | K. Murray (QB) | ARI | 78 | 572 | 7.3 | 50t | 5 |
| 23 | Charbonnet | SEA | 135 | 569 | 4.2 | 51t | 8 |
| 24 | Em. Wilson | GB | 103 | 502 | 4.9 | 21t | 4 |
| 25 | *Ca. Williams (QB) | CHI | 81 | 489 | 6.0 | 24 | 0 |
| 26 | Akers | HOU-MIN | 104 | 444 | 4.3 | 58 | 2 |
| 27 | Singletary | NYG | 113 | 437 | 3.9 | 43 | 4 |
| 28 | *Guerendo | SF | 84 | 420 | 5.0 | 76 | 4 |
| 29 | Mayfield (QB) | TB | 60 | 378 | 6.3 | 28 | 3 |
| 30 | Ekeler | WAS | 77 | 367 | 4.8 | 50 | 4 |
| 31 | Purdy (QB) | SF | 66 | 323 | 4.9 | 16 | 5 |
| 32 | Tucker | TB | 50 | 308 | 6.2 | 36 | 2 |
| 33 | *Benson | ARI | 63 | 291 | 4.6 | 20 | 1 |
| 34 | Gainwell | PHI | 75 | 290 | 3.9 | 20 | 1 |
| 35 | Hill (TE) | NO | 39 | 278 | 7.1 | 75t | 6 |
| 36 | G. Smith (QB) | SEA | 53 | 272 | 5.1 | 34t | 2 |
| 37 | D. Jones (QB) | NYG-MIN | 67 | 265 | 4.0 | 24 | 2 |
| 38 | McNichols | WAS | 55 | 261 | 4.7 | 28 | 4 |
| 39 | Young (QB) | CAR | 43 | 249 | 5.8 | 34 | 6 |
| 40 | Elliott | DAL | 74 | 226 | 3.1 | 11 | 3 |
| 41 | Demercado | ARI | 24 | 223 | 9.3 | 53t | 1 |
| 42 | Darnold (QB) | MIN | 67 | 212 | 3.2 | 19 | 1 |
| 43 | *Corum | LAR | 58 | 207 | 3.6 | 12 | 0 |
| 44 | M. Sanders | CAR | 55 | 205 | 3.7 | 26 | 2 |
| 45 | McCaffrey | SF | 50 | 202 | 4.0 | 19 | 0 |
| 46t | C. Brooks | GB | 36 | 183 | 5.1 | 23 | 1 |
| 46t | P. Taylor | SF | 39 | 183 | 4.7 | 29 | 1 |
| 48 | Chandler | MIN | 56 | 182 | 3.3 | 25 | 0 |
| 49 | Rodriguez | WAS | 35 | 173 | 4.9 | 25 | 2 |
| 50 | McIntosh | SEA | 31 | 172 | 5.5 | 25 | 0 |

2024 NATIONAL FOOTBALL LEAGUE

NFC THIRD-AND-ONE RUSHING LEADERS

| RANK | PLAYER | TEAM | ATT | FD | PCT |
|------|---------------|---------|-----|----|--------|
| 1t | D. Jones (QB) | NYG-MIN | 8 | 8 | 100.0% |
| 1t | Charbonnet | SEA | 7 | 7 | 100.0% |
| 1t | *Daniels (QB) | WAS | 7 | 7 | 100.0% |
| 1t | Darnold (QB) | MIN | 7 | 7 | 100.0% |
| 1t | R. Johnson | CHI | 5 | 5 | 100.0% |
| 1t | Em. Wilson | GB | 5 | 5 | 100.0% |
| 1t | *Irving | TB | 4 | 4 | 100.0% |
| 1t | Stafford (QB) | LAR | 4 | 4 | 100.0% |
| 1t | Swift | CHI | 4 | 4 | 100.0% |
| 1t | Williams | NO | 4 | 4 | 100.0% |
| 11 | K. Williams | LAR | 13 | 12 | 92.3% |
| 12 | Purdy (QB) | SF | 6 | 5 | 83.3% |
| 13 | Robinson | WAS | 11 | 9 | 81.8% |
| 14t | Hubbard | CAR | 10 | 8 | 80.0% |
| 14t | Robinson | ATL | 10 | 8 | 80.0% |
| 14t | Dowdle | DAL | 5 | 4 | 80.0% |
| 14t | Elliott | DAL | 5 | 4 | 80.0% |
| 18 | Conner | ARI | 9 | 7 | 77.8% |
| 19 | Hurts (QB) | PHI | 20 | 15 | 75.0% |
| 20 | White | TB | 7 | 5 | 71.4% |
| 21 | Jacobs | GB | 10 | 7 | 70.0% |
| 22 | Allgeier | ATL | 13 | 9 | 69.2% |
| 23 | Kamara | NO | 7 | 4 | 57.1% |
| 24 | Montgomery | DET | 11 | 6 | 54.5% |
| 25 | A. Jones | MIN | 8 | 4 | 50.0% |

2024 NATIONAL FOOTBALL LEAGUE

NFC LEADERS IN RECEPTIONS

| RANK | PLAYER | TEAM | REC | YDS | AVG | LONG | TD |
|------|---------------|------|-----|------|------|------|----|
| 1 | St. Brown | DET | 115 | 1263 | 11.0 | 66t | 12 |
| 2 | McBride (TE) | ARI | 111 | 1146 | 10.3 | 37 | 2 |
| 3 | *Nabers | NYG | 109 | 1204 | 11.0 | 59t | 7 |
| 4 | Jefferson | MIN | 103 | 1533 | 14.9 | 97t | 10 |
| 5 | Lamb | DAL | 101 | 1194 | 11.8 | 65t | 6 |
| 6t | D. London | ATL | 100 | 1271 | 12.7 | 39 | 9 |
| 6t | Smith-Njigba | SEA | 100 | 1130 | 11.3 | 46 | 6 |
| 8 | D. Moore | CHI | 98 | 966 | 9.9 | 44 | 6 |
| 9 | Robinson | NYG | 93 | 699 | 7.5 | 35 | 3 |
| 10 | McLaurin | WAS | 82 | 1096 | 13.4 | 86t | 13 |
| 11 | Nacua | LAR | 79 | 990 | 12.5 | 51 | 3 |
| 12 | Kittle (TE) | SF | 78 | 1106 | 14.2 | 43 | 8 |
| 13 | Jennings | SF | 77 | 975 | 12.7 | 45 | 6 |
| 14 | Evans | TB | 74 | 1004 | 13.6 | 57t | 11 |
| 15 | Allen | CHI | 70 | 744 | 10.6 | 45t | 7 |
| 16t | D. Smith | PHI | 68 | 833 | 12.3 | 49 | 8 |
| 16t | Kamara (RB) | NO | 68 | 543 | 8.0 | 57t | 2 |
| 18t | A. Brown | PHI | 67 | 1079 | 16.1 | 67t | 7 |
| 18t | Kupp | LAR | 67 | 710 | 10.6 | 69t | 6 |
| 20t | Metcalf | SEA | 66 | 992 | 15.0 | 71t | 5 |
| 20t | Ertz (TE) | WAS | 66 | 654 | 9.9 | 37 | 7 |
| 22 | Mooney | ATL | 64 | 992 | 15.5 | 49 | 5 |
| 23 | Addison | MIN | 63 | 875 | 13.9 | 69 | 9 |
| 24t | *Harrison | ARI | 62 | 885 | 14.3 | 60t | 8 |
| 24t | McCloud | ATL | 62 | 686 | 11.1 | 60 | 1 |
| 26 | Robinson (RB) | ATL | 61 | 431 | 7.1 | 29 | 1 |
| 27 | LaPorta (TE) | DET | 60 | 726 | 12.1 | 52t | 7 |
| 28t | Otton (TE) | TB | 59 | 600 | 10.2 | 44 | 4 |
| 28t | Ferguson (TE) | DAL | 59 | 494 | 8.4 | 27 | 0 |
| 30 | Ja. Williams | DET | 58 | 1001 | 17.3 | 82t | 7 |
| 31 | Reed | GB | 55 | 857 | 15.6 | 70t | 6 |
| 32 | *Odunze | CHI | 54 | 734 | 13.6 | 47 | 3 |
| 33 | Gibbs (RB) | DET | 52 | 517 | 9.9 | 54 | 4 |
| 34t | Samuel | SF | 51 | 670 | 13.1 | 76t | 3 |
| 34t | A. Jones (RB) | MIN | 51 | 408 | 8.0 | 25 | 2 |
| 34t | White (RB) | TB | 51 | 393 | 7.7 | 32 | 6 |
| 37t | Kraft (TE) | GB | 50 | 707 | 14.1 | 67 | 7 |
| 37t | Godwin | TB | 50 | 576 | 11.5 | 55t | 5 |
| 37t | Johnson (TE) | NO | 50 | 548 | 11.0 | 30 | 3 |
| 40t | Tolbert | DAL | 49 | 610 | 12.4 | 48 | 7 |
| 40t | Lockett | SEA | 49 | 600 | 12.2 | 37 | 2 |
| 40t | *Legette | CAR | 49 | 497 | 10.1 | 35 | 4 |
| 43t | Thielen | CAR | 48 | 615 | 12.8 | 40t | 5 |
| 43t | N. Fant (TE) | SEA | 48 | 500 | 10.4 | 32 | 1 |
| 45t | Pitts (TE) | ATL | 47 | 602 | 12.8 | 52 | 4 |
| 45t | Mi. Wilson | ARI | 47 | 548 | 11.7 | 41t | 4 |
| 45t | Kmet (TE) | CHI | 47 | 474 | 10.1 | 31t | 4 |
| 45t | Conner (RB) | ARI | 47 | 414 | 8.8 | 44 | 1 |
| 45t | *Irving (RB) | TB | 47 | 392 | 8.3 | 42 | 0 |
| 50t | Doubs | GB | 46 | 601 | 13.1 | 39 | 4 |
| 50t | Walker (RB) | SEA | 46 | 299 | 6.5 | 21 | 1 |

2024 NATIONAL FOOTBALL LEAGUE

NFC RECEIVING YARDAGE LEADERS

| RANK | PLAYER | TEAM | YDS | REC | AVG | LONG | TD |
|------|---------------|------|------|-----|------|------|----|
| 1 | Jefferson | MIN | 1533 | 103 | 14.9 | 97t | 10 |
| 2 | D. London | ATL | 1271 | 100 | 12.7 | 39 | 9 |
| 3 | St. Brown | DET | 1263 | 115 | 11.0 | 66t | 12 |
| 4 | *Nabers | NYG | 1204 | 109 | 11.0 | 59t | 7 |
| 5 | Lamb | DAL | 1194 | 101 | 11.8 | 65t | 6 |
| 6 | McBride (TE) | ARI | 1146 | 111 | 10.3 | 37 | 2 |
| 7 | Smith-Njigba | SEA | 1130 | 100 | 11.3 | 46 | 6 |
| 8 | Kittle (TE) | SF | 1106 | 78 | 14.2 | 43 | 8 |
| 9 | McLaurin | WAS | 1096 | 82 | 13.4 | 86t | 13 |
| 10 | A. Brown | PHI | 1079 | 67 | 16.1 | 67t | 7 |
| 11 | Evans | TB | 1004 | 74 | 13.6 | 57t | 11 |
| 12 | Ja. Williams | DET | 1001 | 58 | 17.3 | 82t | 7 |
| 13t | Metcalf | SEA | 992 | 66 | 15.0 | 71t | 5 |
| 13t | Mooney | ATL | 992 | 64 | 15.5 | 49 | 5 |
| 15 | Nacua | LAR | 990 | 79 | 12.5 | 51 | 3 |
| 16 | Jennings | SF | 975 | 77 | 12.7 | 45 | 6 |
| 17 | D. Moore | CHI | 966 | 98 | 9.9 | 44 | 6 |
| 18 | *Harrison | ARI | 885 | 62 | 14.3 | 60t | 8 |
| 19 | Addison | MIN | 875 | 63 | 13.9 | 69 | 9 |
| 20 | Reed | GB | 857 | 55 | 15.6 | 70t | 6 |
| 21 | D. Smith | PHI | 833 | 68 | 12.3 | 49 | 8 |
| 22 | Allen | CHI | 744 | 70 | 10.6 | 45t | 7 |
| 23 | *Odunze | CHI | 734 | 54 | 13.6 | 47 | 3 |
| 24 | LaPorta (TE) | DET | 726 | 60 | 12.1 | 52t | 7 |
| 25 | Kupp | LAR | 710 | 67 | 10.6 | 69t | 6 |
| 26 | Kraft (TE) | GB | 707 | 50 | 14.1 | 67 | 7 |
| 27 | Robinson | NYG | 699 | 93 | 7.5 | 35 | 3 |
| 28 | McCloud | ATL | 686 | 62 | 11.1 | 60 | 1 |
| 29 | Samuel | SF | 670 | 51 | 13.1 | 76t | 3 |
| 30 | Ertz (TE) | WAS | 654 | 66 | 9.9 | 37 | 7 |
| 31 | Watson | GB | 620 | 29 | 21.4 | 60 | 2 |
| 32 | Thielen | CAR | 615 | 48 | 12.8 | 40t | 5 |
| 33 | Tolbert | DAL | 610 | 49 | 12.4 | 48 | 7 |
| 34 | Pitts (TE) | ATL | 602 | 47 | 12.8 | 52 | 4 |
| 35 | Doubs | GB | 601 | 46 | 13.1 | 39 | 4 |
| 36t | Lockett | SEA | 600 | 49 | 12.2 | 37 | 2 |
| 36t | Otton (TE) | TB | 600 | 59 | 10.2 | 44 | 4 |
| 38 | Godwin | TB | 576 | 50 | 11.5 | 55t | 5 |
| 39 | Slayton | NYG | 573 | 39 | 14.7 | 43 | 2 |
| 40 | Atwell | LAR | 562 | 42 | 13.4 | 50 | 0 |
| 41t | Johnson (TE) | NO | 548 | 50 | 11.0 | 30 | 3 |
| 41t | Mi. Wilson | ARI | 548 | 47 | 11.7 | 41t | 4 |
| 43 | Kamara (RB) | NO | 543 | 68 | 8.0 | 57t | 2 |
| 44 | Gibbs (RB) | DET | 517 | 52 | 9.9 | 54 | 4 |
| 45 | Zaccheaus | WAS | 506 | 45 | 11.2 | 49t | 3 |
| 46 | Robinson | LAR | 505 | 31 | 16.3 | 46 | 7 |
| 47 | N. Fant (TE) | SEA | 500 | 48 | 10.4 | 32 | 1 |
| 48 | *Legette | CAR | 497 | 49 | 10.1 | 35 | 4 |
| 49 | Goedert (TE) | PHI | 496 | 42 | 11.8 | 61 | 2 |
| 50 | Ferguson (TE) | DAL | 494 | 59 | 8.4 | 27 | 0 |

2024 NATIONAL FOOTBALL LEAGUE

NFC THIRD-DOWN RECEIVING LEADERS

| RANK | PLAYER | TEAM | REC | YDS | AVG | LONG | TD |
|------|-----------------|------|-----|-----|------|------|----|
| 1 | Robinson | NYG | 34 | 304 | 8.9 | 35 | 2 |
| 2 | St. Brown | DET | 31 | 412 | 13.3 | 66t | 5 |
| 3 | Jennings | SF | 25 | 256 | 10.2 | 31t | 3 |
| 4t | *Nabers | NYG | 24 | 342 | 14.3 | 45t | 4 |
| 4t | Smith-Njigba | SEA | 24 | 285 | 11.9 | 25 | 1 |
| 6 | Kittle (TE) | SF | 22 | 253 | 11.5 | 41 | 5 |
| 7t | Jefferson | MIN | 21 | 357 | 17.0 | 52t | 5 |
| 7t | McLaurin | WAS | 21 | 353 | 16.8 | 66 | 5 |
| 7t | D. London | ATL | 21 | 256 | 12.2 | 21t | 4 |
| 7t | D. Moore | CHI | 21 | 218 | 10.4 | 31t | 2 |
| 11t | Lamb | DAL | 20 | 261 | 13.1 | 52 | 1 |
| 11t | McBride (TE) | ARI | 20 | 240 | 12.0 | 29 | 0 |
| 13t | A. Brown | PHI | 18 | 273 | 15.2 | 28 | 3 |
| 13t | Allen | CHI | 18 | 183 | 10.2 | 25 | 1 |
| 15t | Mooney | ATL | 17 | 275 | 16.2 | 49 | 2 |
| 15t | Doubs | GB | 17 | 252 | 14.8 | 39 | 3 |
| 15t | McCloud | ATL | 17 | 226 | 13.3 | 42 | 0 |
| 15t | Nacua | LAR | 17 | 195 | 11.5 | 21 | 1 |
| 19t | Metcalf | SEA | 16 | 251 | 15.7 | 31t | 2 |
| 19t | Godwin | TB | 16 | 197 | 12.3 | 24 | 0 |
| 19t | Otton (TE) | TB | 16 | 164 | 10.3 | 29 | 2 |
| 19t | Kupp | LAR | 16 | 140 | 8.8 | 27 | 1 |
| 23t | Evans | TB | 15 | 220 | 14.7 | 35t | 2 |
| 23t | Addison | MIN | 15 | 158 | 10.5 | 25 | 1 |
| 25t | Ja. Williams | DET | 14 | 280 | 20.0 | 52t | 4 |
| 25t | Reed | GB | 14 | 222 | 15.9 | 70t | 4 |
| 25t | Thielen | CAR | 14 | 199 | 14.2 | 36 | 1 |
| 25t | Lockett | SEA | 14 | 194 | 13.9 | 37 | 1 |
| 25t | Slayton | NYG | 14 | 192 | 13.7 | 36 | 1 |
| 25t | D. Smith | PHI | 14 | 171 | 12.2 | 27 | 3 |
| 25t | Dortch | ARI | 14 | 166 | 11.9 | 39 | 1 |
| 25t | Hockenson (TE) | MIN | 14 | 142 | 10.1 | 34 | 0 |
| 25t | Pitts (TE) | ATL | 14 | 133 | 9.5 | 23 | 0 |
| 25t | Ertz (TE) | WAS | 14 | 128 | 9.1 | 21 | 3 |
| 25t | Charbonnet (RB) | SEA | 14 | 124 | 8.9 | 32 | 0 |
| 36t | *Odonze | CHI | 13 | 189 | 14.5 | 44 | 1 |
| 36t | White (RB) | TB | 13 | 104 | 8.0 | 22 | 0 |
| 36t | LaPorta (TE) | DET | 13 | 103 | 7.9 | 13 | 1 |
| 36t | Wicks | GB | 13 | 102 | 7.8 | 18 | 3 |
| 36t | Ferguson (TE) | DAL | 13 | 94 | 7.2 | 24 | 0 |
| 36t | Kmet (TE) | CHI | 13 | 86 | 6.6 | 25 | 1 |
| 42t | Samuel | SF | 12 | 187 | 15.6 | 47 | 1 |
| 42t | Zaccheaus | WAS | 12 | 142 | 11.8 | 29 | 1 |
| 42t | *Legette | CAR | 12 | 136 | 11.3 | 31 | 1 |
| 42t | Cooks | DAL | 12 | 105 | 8.8 | 22 | 2 |
| 46t | Turpin | DAL | 11 | 226 | 20.5 | 64t | 2 |
| 46t | Tolbert | DAL | 11 | 223 | 20.3 | 48 | 1 |
| 46t | M. Sanders (RB) | CAR | 11 | 53 | 4.8 | 12 | 0 |
| 49t | Goedert (TE) | PHI | 10 | 185 | 18.5 | 61 | 0 |
| 49t | *McMillan | TB | 10 | 163 | 16.3 | 32t | 4 |
| 49t | A. Jones (RB) | MIN | 10 | 149 | 14.9 | 25 | 1 |
| 49t | Johnson (TE) | NO | 10 | 145 | 14.5 | 25 | 0 |
| 49t | *Coker | CAR | 10 | 133 | 13.3 | 29 | 1 |
| 49t | Robinson (RB) | ATL | 10 | 107 | 10.7 | 26 | 0 |
| 49t | Parkinson (TE) | LAR | 10 | 99 | 9.9 | 15 | 0 |

2024 NATIONAL FOOTBALL LEAGUE

NFC THIRD-DOWN RECEIVING LEADERS

| RANK | PLAYER | TEAM | REC | YDS | AVG | LONG | TD |
|------|-----------------|------|-----|-----|-----|------|----|
| 49t | N. Fant (TE) | SEA | 10 | 93 | 9.3 | 28 | 0 |
| 49t | Mi. Wilson | ARI | 10 | 78 | 7.8 | 30 | 2 |
| 49t | Gibbs (RB) | DET | 10 | 74 | 7.4 | 33 | 0 |
| 49t | Kamara (RB) | NO | 10 | 71 | 7.1 | 20 | 0 |
| 49t | R. Johnson (RB) | CHI | 10 | 66 | 6.6 | 17 | 0 |

2024 NATIONAL FOOTBALL LEAGUE

NFC LEADING SCORERS (NON-KICKING)

| RANK | PLAYER | TEAM | POS | TOUCHDOWNS | | | | X2 | PTS |
|------|--------------|------|-----|------------|------|-----|-----|----|-----|
| | | | | TOTAL | RUSH | REC | RET | | |
| 1 | Gibbs | DET | RB | 20 | 16 | 4 | 0 | 0 | 120 |
| 2t | Barkley | PHI | RB | 15 | 13 | 2 | 0 | 3 | 96 |
| 2t | Jacobs | GB | RB | 16 | 15 | 1 | 0 | 0 | 96 |
| 2t | K. Williams | LAR | RB | 16 | 14 | 2 | 0 | 0 | 96 |
| 5 | Robinson | ATL | RB | 15 | 14 | 1 | 0 | 1 | 92 |
| 6 | Hurts | PHI | QB | 14 | 14 | 0 | 0 | 0 | 84 |
| 7 | McLaurin | WAS | WR | 13 | 0 | 13 | 0 | 0 | 78 |
| 8t | Montgomery | DET | RB | 12 | 12 | 0 | 0 | 0 | 72 |
| 8t | St. Brown | DET | WR | 12 | 0 | 12 | 0 | 0 | 72 |
| 10 | Hubbard | CAR | RB | 11 | 10 | 1 | 0 | 1 | 68 |
| 11 | Evans | TB | WR | 11 | 0 | 11 | 0 | 0 | 66 |
| 12t | Addison | MIN | WR | 10 | 1 | 9 | 0 | 0 | 60 |
| 12t | Jefferson | MIN | WR | 10 | 0 | 10 | 0 | 0 | 60 |
| 14 | Conner | ARI | RB | 9 | 8 | 1 | 0 | 2 | 58 |
| 15t | Charbonnet | SEA | RB | 9 | 8 | 1 | 0 | 0 | 54 |
| 15t | D. London | ATL | WR | 9 | 0 | 9 | 0 | 0 | 54 |
| 15t | White | TB | RB | 9 | 3 | 6 | 0 | 0 | 54 |
| 18t | *Harrison | ARI | WR | 8 | 0 | 8 | 0 | 0 | 48 |
| 18t | *Irving | TB | RB | 8 | 8 | 0 | 0 | 0 | 48 |
| 18t | Kamara | NO | RB | 8 | 6 | 2 | 0 | 0 | 48 |
| 18t | Kittle | SF | TE | 8 | 0 | 8 | 0 | 0 | 48 |
| 18t | *McMillan | TB | WR | 8 | 0 | 8 | 0 | 0 | 48 |
| 18t | Robinson | WAS | RB | 8 | 8 | 0 | 0 | 0 | 48 |
| 18t | D. Smith | PHI | WR | 8 | 0 | 8 | 0 | 0 | 48 |
| 18t | Walker | SEA | RB | 8 | 7 | 1 | 0 | 0 | 48 |
| 18t | Ja. Williams | DET | WR | 8 | 1 | 7 | 0 | 0 | 48 |
| 27 | Ertz | WAS | TE | 7 | 0 | 7 | 0 | 2 | 46 |
| 28t | Kraft | GB | TE | 7 | 0 | 7 | 0 | 1 | 44 |
| 28t | *Nabers | NYG | WR | 7 | 0 | 7 | 0 | 1 | 44 |
| 30t | Allen | CHI | WR | 7 | 0 | 7 | 0 | 0 | 42 |
| 30t | A. Brown | PHI | WR | 7 | 0 | 7 | 0 | 0 | 42 |
| 30t | A. Jones | MIN | RB | 7 | 5 | 2 | 0 | 0 | 42 |
| 30t | LaPorta | DET | TE | 7 | 0 | 7 | 0 | 0 | 42 |
| 30t | Reed | GB | WR | 7 | 1 | 6 | 0 | 0 | 42 |
| 30t | Robinson | LAR | WR | 7 | 0 | 7 | 0 | 0 | 42 |
| 30t | Tolbert | DAL | WR | 7 | 0 | 7 | 0 | 0 | 42 |
| 37t | *Daniels | WAS | QB | 6 | 6 | 0 | 0 | 1 | 38 |
| 37t | Lamb | DAL | WR | 6 | 0 | 6 | 0 | 1 | 38 |
| 37t | D. Moore | CHI | WR | 6 | 0 | 6 | 0 | 1 | 38 |
| 37t | Swift | CHI | RB | 6 | 6 | 0 | 0 | 1 | 38 |
| 41t | Hill | NO | TE | 6 | 6 | 0 | 0 | 0 | 36 |
| 41t | Jennings | SF | WR | 6 | 0 | 6 | 0 | 0 | 36 |
| 41t | R. Johnson | CHI | RB | 6 | 6 | 0 | 0 | 0 | 36 |
| 41t | Kupp | LAR | WR | 6 | 0 | 6 | 0 | 0 | 36 |
| 41t | Nailor | MIN | WR | 6 | 0 | 6 | 0 | 0 | 36 |
| 41t | Smith-Njigba | SEA | WR | 6 | 0 | 6 | 0 | 0 | 36 |

2024 NATIONAL FOOTBALL LEAGUE

NFC LEADING SCORERS (NON-KICKING)

| RANK | PLAYER | TEAM | POS | TOUCHDOWNS | | | | X2 | PTS |
|------|------------|---------|-----|------------|------|-----|-----|----|-----|
| | | | | TOTAL | RUSH | REC | RET | | |
| 41t | *Tracy | NYG | RB | 6 | 5 | 1 | 0 | 0 | 36 |
| 41t | Young | CAR | QB | 6 | 6 | 0 | 0 | 0 | 36 |
| 49 | K. Murray | ARI | QB | 5 | 5 | 0 | 0 | 1 | 32 |
| 50t | Akers | HOU-MIN | RB | 5 | 2 | 3 | 0 | 0 | 30 |
| 50t | Dowdle | DAL | RB | 5 | 2 | 3 | 0 | 0 | 30 |
| 50t | Godwin | TB | WR | 5 | 0 | 5 | 0 | 0 | 30 |
| 50t | Metcalf | SEA | WR | 5 | 0 | 5 | 0 | 0 | 30 |
| 50t | Mooney | ATL | WR | 5 | 0 | 5 | 0 | 0 | 30 |
| 50t | Moreau | NO | TE | 5 | 0 | 5 | 0 | 0 | 30 |
| 50t | Purdy | SF | QB | 5 | 5 | 0 | 0 | 0 | 30 |
| 50t | Thielen | CAR | WR | 5 | 0 | 5 | 0 | 0 | 30 |
| 50t | Wicks | GB | WR | 5 | 0 | 5 | 0 | 0 | 30 |
| 50t | Em. Wilson | GB | RB | 5 | 4 | 1 | 0 | 0 | 30 |

2024 NATIONAL FOOTBALL LEAGUE

NFC LEADING SCORERS (KICKING)

| RANK | PLAYER | TEAM | PAT | FG | FG% | LONG | PTS |
|------|------------|-------------|-------|-------|--------|------|-----|
| 1 | Aubrey | DAL | 30/30 | 40/47 | 85.1% | 65 | 150 |
| 2 | McLaughlin | TB | 54/56 | 30/32 | 93.8% | 56 | 144 |
| 3 | Bates | DET | 64/67 | 26/29 | 89.7% | 58 | 142 |
| 4 | Elliott | PHI | 47/48 | 28/36 | 77.8% | 50 | 131 |
| 5 | *Karty | LAR | 32/36 | 29/34 | 85.3% | 58 | 119 |
| 6 | Myers | SEA | 37/40 | 26/30 | 86.7% | 59 | 115 |
| 7 | Grupe | NO | 31/33 | 27/31 | 87.1% | 57 | 112 |
| 8t | *Reichard | MIN | 38/38 | 24/30 | 80.0% | 58 | 110 |
| 8t | Ryland | ARI | 26/27 | 28/32 | 87.5% | 58 | 110 |
| 10 | Moody | SF | 32/33 | 24/34 | 70.6% | 53 | 104 |
| 11 | Seibert | WAS | 22/24 | 27/30 | 90.0% | 55 | 103 |
| 12 | Koo | ATL | 26/26 | 25/34 | 73.5% | 58 | 101 |
| 13 | Pineiro | CAR | 33/35 | 22/26 | 84.6% | 53 | 99 |
| 14 | McManus | GB | 30/30 | 20/21 | 95.2% | 55 | 90 |
| 15 | Santos | CHI | 25/26 | 21/25 | 84.0% | 54 | 88 |
| 16 | Gano | NYG | 15/15 | 9/11 | 81.8% | 53 | 42 |
| 17 | Gonzalez | WAS | 19/19 | 5/7 | 71.4% | 48 | 34 |
| 18t | Patterson | NYJ-CLE-ATL | 16/16 | 4/7 | 57.1% | 52 | 28 |
| 18t | Prater | ARI | 10/10 | 6/6 | 100.0% | 57 | 28 |
| 20 | *McAtamney | NYG | 1/1 | 1/1 | 100.0% | 31 | 4 |
| 21 | Wishnowsky | SF | 0/0 | 1/1 | 100.0% | 26 | 3 |
| 22 | Gillan | NYG | 0/1 | 0/0 | --- | --- | 0 |

2024 NATIONAL FOOTBALL LEAGUE

2024 NATIONAL FOOTBALL LEAGUE

NFC TOUCHBACKS ON KICKOFFS

| RANK | PLAYER | TEAM | TB |
|------|------------|-------------|----|
| 1 | Bates | DET | 85 |
| 2 | Evans | LAR | 66 |
| 3 | Reichard | MIN | 62 |
| 4t | Mann | PHI | 57 |
| 4t | Pinion | ATL | 57 |
| 6 | Ryland | ARI | 54 |
| 7 | Moody | SF | 49 |
| 8 | Myers | SEA | 46 |
| 9 | Aubrey | DAL | 43 |
| 10t | Gill | TB | 38 |
| 10t | Santos | CHI | 38 |
| 12 | Pineiro | CAR | 32 |
| 13 | McManus | GB | 27 |
| 14 | Gano | NYG | 24 |
| 15 | Grupe | NO | 21 |
| 16 | Browning | TB | 19 |
| 17 | Camarda | TB | 18 |
| 18 | Prater | ARI | 17 |
| 19 | Seibert | WAS | 14 |
| 20 | Gonzalez | WAS | 10 |
| 21 | Elliott | PHI | 9 |
| 22t | Karty | LAR | 5 |
| 22t | Koo | ATL | 5 |
| 22t | McLaughlin | TB | 5 |
| 25 | McAtamney | NYG | 4 |
| 26t | Gillan | NYG | 2 |
| 26t | Patterson | NYJ-CLE-ATL | 2 |

2024 NATIONAL FOOTBALL LEAGUE

NFC MOST YARDS FROM SCRIMMAGE

| RANK | PLAYER | TEAM | POS | TOTAL | | | RUSHING | | | RECEIVING | | |
|------|--------------|------|-----|-------|-------|------|---------|-----|------|-----------|-----|------|
| | | | | YDS | PLAYS | AVG | YDS | ATT | AVG | YDS | ATT | AVG |
| 1 | Barkley | PHI | RB | 2283 | 378 | 6.0 | 2005 | 345 | 5.8 | 278 | 33 | 8.4 |
| 2 | Gibbs | DET | RB | 1929 | 302 | 6.4 | 1412 | 250 | 5.6 | 517 | 52 | 9.9 |
| 3 | Robinson | ATL | RB | 1887 | 365 | 5.2 | 1456 | 304 | 4.8 | 431 | 61 | 7.1 |
| 4 | Jacobs | GB | RB | 1671 | 337 | 5.0 | 1329 | 301 | 4.4 | 342 | 36 | 9.5 |
| 5 | A. Jones | MIN | RB | 1546 | 306 | 5.1 | 1138 | 255 | 4.5 | 408 | 51 | 8.0 |
| 6 | Jefferson | MIN | WR | 1536 | 104 | 14.8 | 3 | 1 | 3.0 | 1533 | 103 | 14.9 |
| 7 | *Irving | TB | RB | 1514 | 254 | 6.0 | 1122 | 207 | 5.4 | 392 | 47 | 8.3 |
| 8 | Conner | ARI | RB | 1508 | 283 | 5.3 | 1094 | 236 | 4.6 | 414 | 47 | 8.8 |
| 9 | Kamara | NO | RB | 1493 | 296 | 5.0 | 950 | 228 | 4.2 | 543 | 68 | 8.0 |
| 10 | K. Williams | LAR | RB | 1481 | 350 | 4.2 | 1299 | 316 | 4.1 | 182 | 34 | 5.4 |
| 11 | Hubbard | CAR | RB | 1366 | 293 | 4.7 | 1195 | 250 | 4.8 | 171 | 43 | 4.0 |
| 12 | Swift | CHI | RB | 1345 | 295 | 4.6 | 959 | 253 | 3.8 | 386 | 42 | 9.2 |
| 13 | Dowdle | DAL | RB | 1328 | 274 | 4.8 | 1079 | 235 | 4.6 | 249 | 39 | 6.4 |
| 14 | St. Brown | DET | WR | 1269 | 117 | 10.8 | 6 | 2 | 3.0 | 1263 | 115 | 11.0 |
| 15 | D. London | ATL | WR | 1268 | 101 | 12.6 | -3 | 1 | -3.0 | 1271 | 100 | 12.7 |
| 16 | Lamb | DAL | WR | 1264 | 115 | 11.0 | 70 | 14 | 5.0 | 1194 | 101 | 11.8 |
| 17 | *Nabers | NYG | WR | 1206 | 114 | 10.6 | 2 | 5 | 0.4 | 1204 | 109 | 11.0 |
| 18 | Smith-Njigba | SEA | WR | 1156 | 105 | 11.0 | 26 | 5 | 5.2 | 1130 | 100 | 11.3 |
| 19 | McBride | ARI | TE | 1148 | 112 | 10.3 | 2 | 1 | 2.0 | 1146 | 111 | 10.3 |
| 20 | *Tracy | NYG | RB | 1123 | 230 | 4.9 | 839 | 192 | 4.4 | 284 | 38 | 7.5 |
| 21 | Montgomery | DET | RB | 1116 | 221 | 5.0 | 775 | 185 | 4.2 | 341 | 36 | 9.5 |
| 22 | Kittle | SF | TE | 1106 | 78 | 14.2 | 0 | 0 | --- | 1106 | 78 | 14.2 |
| 23 | McLaurin | WAS | WR | 1098 | 84 | 13.1 | 2 | 2 | 1.0 | 1096 | 82 | 13.4 |
| 24 | A. Brown | PHI | WR | 1079 | 67 | 16.1 | 0 | 0 | --- | 1079 | 67 | 16.1 |
| 25 | Ja. Williams | DET | WR | 1062 | 69 | 15.4 | 61 | 11 | 5.5 | 1001 | 58 | 17.3 |
| 26 | D. Moore | CHI | WR | 1041 | 112 | 9.3 | 75 | 14 | 5.4 | 966 | 98 | 9.9 |
| 27 | Nacua | LAR | WR | 1036 | 90 | 11.5 | 46 | 11 | 4.2 | 990 | 79 | 12.5 |
| 28 | Reed | GB | WR | 1020 | 75 | 13.6 | 163 | 20 | 8.2 | 857 | 55 | 15.6 |
| 29 | White | TB | RB | 1006 | 195 | 5.2 | 613 | 144 | 4.3 | 393 | 51 | 7.7 |
| 30 | Evans | TB | WR | 1004 | 74 | 13.6 | 0 | 0 | --- | 1004 | 74 | 13.6 |
| 31t | Metcalf | SEA | WR | 992 | 66 | 15.0 | 0 | 0 | --- | 992 | 66 | 15.0 |
| 31t | Mooney | ATL | WR | 992 | 64 | 15.5 | 0 | 0 | --- | 992 | 64 | 15.5 |
| 33 | Jennings | SF | WR | 975 | 77 | 12.7 | 0 | 0 | --- | 975 | 77 | 12.7 |
| 34 | Robinson | WAS | RB | 958 | 207 | 4.6 | 799 | 187 | 4.3 | 159 | 20 | 8.0 |
| 35 | Charbonnet | SEA | RB | 909 | 177 | 5.1 | 569 | 135 | 4.2 | 340 | 42 | 8.1 |
| 36 | Addison | MIN | WR | 895 | 66 | 13.6 | 20 | 3 | 6.7 | 875 | 63 | 13.9 |
| 37 | *Daniels | WAS | QB | 891 | 148 | 6.0 | 891 | 148 | 6.0 | 0 | 0 | --- |
| 38 | *Harrison | ARI | WR | 885 | 62 | 14.3 | 0 | 0 | --- | 885 | 62 | 14.3 |
| 39 | Mason | SF | RB | 880 | 164 | 5.4 | 789 | 153 | 5.2 | 91 | 11 | 8.3 |
| 40 | Walker | SEA | RB | 872 | 199 | 4.4 | 573 | 153 | 3.7 | 299 | 46 | 6.5 |
| 41 | D. Smith | PHI | WR | 834 | 69 | 12.1 | 1 | 1 | 1.0 | 833 | 68 | 12.3 |
| 42 | Samuel | SF | WR | 806 | 93 | 8.7 | 136 | 42 | 3.2 | 670 | 51 | 13.1 |
| 43 | McCloud | ATL | WR | 765 | 72 | 10.6 | 79 | 10 | 7.9 | 686 | 62 | 11.1 |
| 44 | *Odunze | CHI | WR | 749 | 57 | 13.1 | 15 | 3 | 5.0 | 734 | 54 | 13.6 |
| 45 | Allen | CHI | WR | 744 | 70 | 10.6 | 0 | 0 | --- | 744 | 70 | 10.6 |
| 46 | Ekeler | WAS | RB | 733 | 112 | 6.5 | 367 | 77 | 4.8 | 366 | 35 | 10.5 |
| 47 | Allgeier | ATL | RB | 732 | 150 | 4.9 | 644 | 137 | 4.7 | 88 | 13 | 6.8 |
| 48 | LaPorta | DET | TE | 726 | 60 | 12.1 | 0 | 0 | --- | 726 | 60 | 12.1 |
| 49 | Kupp | LAR | WR | 720 | 69 | 10.4 | 10 | 2 | 5.0 | 710 | 67 | 10.6 |
| 50 | Robinson | NYG | WR | 717 | 96 | 7.5 | 18 | 3 | 6.0 | 699 | 93 | 7.5 |

2024 NATIONAL FOOTBALL LEAGUE

NFC LEADERS IN FIRST DOWNS

| RANK | PLAYER | TEAM | POS | TOTAL | RUSH | REC |
|------|--------------|------|-----|-------|------|-----|
| 1 | Robinson | ATL | RB | 102 | 82 | 20 |
| 2 | Gibbs | DET | RB | 96 | 70 | 26 |
| 3 | Barkley | PHI | RB | 94 | 82 | 12 |
| 4 | K. Williams | LAR | RB | 91 | 85 | 6 |
| 5 | Jacobs | GB | RB | 88 | 73 | 15 |
| 6 | Conner | ARI | RB | 83 | 66 | 17 |
| 7t | Hubbard | CAR | RB | 72 | 62 | 10 |
| 7t | St. Brown | DET | WR | 72 | 1 | 71 |
| 9 | Kamara | NO | RB | 70 | 52 | 18 |
| 10 | A. Jones | MIN | RB | 69 | 49 | 20 |
| 11 | *Irving | TB | RB | 68 | 52 | 16 |
| 12 | D. London | ATL | WR | 67 | 0 | 67 |
| 13t | Dowdle | DAL | RB | 66 | 53 | 13 |
| 13t | Montgomery | DET | RB | 66 | 50 | 16 |
| 15 | McBride | ARI | TE | 64 | 1 | 63 |
| 16t | Hurts | PHI | QB | 62 | 62 | 0 |
| 16t | Jefferson | MIN | WR | 62 | 0 | 62 |
| 18 | Lamb | DAL | WR | 58 | 4 | 54 |
| 19t | McLaurin | WAS | WR | 56 | 0 | 56 |
| 19t | *Nabers | NYG | WR | 56 | 1 | 55 |
| 19t | Smith-Njigba | SEA | WR | 56 | 1 | 55 |
| 22t | *Daniels | WAS | QB | 55 | 55 | 0 |
| 22t | Swift | CHI | RB | 55 | 43 | 12 |
| 24t | Evans | TB | WR | 53 | 0 | 53 |
| 24t | White | TB | RB | 53 | 35 | 18 |
| 26 | *Tracy | NYG | RB | 52 | 39 | 13 |
| 27t | A. Brown | PHI | WR | 51 | 0 | 51 |
| 27t | Robinson | WAS | RB | 51 | 47 | 4 |
| 29 | Kittle | SF | TE | 50 | 0 | 50 |
| 30 | Nacua | LAR | WR | 49 | 2 | 47 |
| 31 | Mooney | ATL | WR | 48 | 0 | 48 |
| 32t | Jennings | SF | WR | 47 | 0 | 47 |
| 32t | Walker | SEA | RB | 47 | 28 | 19 |
| 32t | Ja. Williams | DET | WR | 47 | 5 | 42 |
| 35 | D. Moore | CHI | WR | 46 | 3 | 43 |
| 36 | Allgeier | ATL | RB | 45 | 43 | 2 |
| 37t | Allen | CHI | WR | 43 | 0 | 43 |
| 37t | *Harrison | ARI | WR | 43 | 0 | 43 |
| 37t | Mason | SF | RB | 43 | 37 | 6 |
| 40 | D. Smith | PHI | WR | 42 | 0 | 42 |
| 41t | Addison | MIN | WR | 40 | 1 | 39 |
| 41t | Charbonnet | SEA | RB | 40 | 32 | 8 |
| 43 | LaPorta | DET | TE | 39 | 0 | 39 |
| 44t | Ertz | WAS | TE | 38 | 0 | 38 |
| 44t | *Odunze | CHI | WR | 38 | 1 | 37 |
| 46 | Robinson | NYG | WR | 37 | 1 | 36 |
| 47t | Lockett | SEA | WR | 36 | 0 | 36 |
| 47t | Reed | GB | WR | 36 | 7 | 29 |
| 49 | Metcalf | SEA | WR | 35 | 0 | 35 |
| 50t | Doubs | GB | WR | 33 | 0 | 33 |
| 50t | Ekeler | WAS | RB | 33 | 19 | 14 |
| 50t | Godwin | TB | WR | 33 | 1 | 32 |
| 50t | Kraft | GB | TE | 33 | 3 | 30 |
| 50t | Purdy | SF | QB | 33 | 33 | 0 |
| 50t | Samuel | SF | WR | 33 | 5 | 28 |

2024 NATIONAL FOOTBALL LEAGUE

NFC PUNTING YARDS LEADERS

| RANK | PLAYER | TEAM | POS | PUNTS | YARDS | LONG | AVG | TB | BLK | DWN | OB | RETURNS | | IN20 | NET AVG |
|------|------------|------|-----|-------|-------|------|------|----|-----|-----|----|---------|-----|------|---------|
| | | | | | | | | | | | | TOT | YDS | | |
| 1 | Fox | DET | P | 45 | 2295 | 68 | 51.0 | 4 | 0 | 5 | 1 | 21 | 135 | 22 | 46.2 |
| 2 | Dickson | SEA | P | 76 | 3756 | 68 | 49.4 | 9 | 0 | 7 | 7 | 31 | 284 | 31 | 43.3 |
| 3 | Mann | PHI | P | 54 | 2633 | 70 | 48.8 | 7 | 1 | 9 | 6 | 24 | 179 | 20 | 42.1 |
| 4 | Anger | DAL | P | 62 | 3005 | 62 | 48.5 | 3 | 0 | 5 | 1 | 33 | 341 | 24 | 42.0 |
| 5 | *T. Taylor | CHI | P | 82 | 3911 | 68 | 47.7 | 4 | 0 | 9 | 5 | 41 | 422 | 34 | 41.6 |
| 6 | Pinion | ATL | P | 47 | 2209 | 65 | 47.0 | 4 | 0 | 4 | 3 | 22 | 305 | 14 | 38.8 |
| 7 | Way | WAS | P | 50 | 2343 | 74 | 46.9 | 2 | 0 | 7 | 5 | 24 | 149 | 22 | 43.1 |
| 8 | R. Wright | MIN | P | 56 | 2604 | 66 | 46.5 | 5 | 1 | 5 | 8 | 28 | 191 | 27 | 40.6 |
| 9 | Whelan | GB | P | 56 | 2582 | 74 | 46.1 | 5 | 0 | 8 | 6 | 20 | 229 | 22 | 40.2 |
| 10 | Evans | LAR | P | 55 | 2530 | 68 | 46.0 | 2 | 0 | 10 | 11 | 22 | 198 | 30 | 41.7 |
| 11 | Hekker | CAR | P | 73 | 3338 | 65 | 45.7 | 3 | 1 | 20 | 4 | 26 | 178 | 24 | 41.9 |
| 12 | *Hayball | NO | P | 75 | 3303 | 64 | 44.0 | 3 | 0 | 9 | 8 | 28 | 213 | 41 | 40.4 |
| 13 | Gillan | NYG | P | 56 | 2448 | 67 | 43.7 | 2 | 0 | 5 | 7 | 17 | 135 | 27 | 40.6 |

2024 NATIONAL FOOTBALL LEAGUE

NFC NET PUNTING YARDS LEADERS

| RANK | PLAYER | TEAM | POS | PUNTS | YARDS | LONG | AVG | TB | BLK | DWN | OB | RETURNS | | IN20 | NET AVG |
|------|------------|------|-----|-------|-------|------|------|----|-----|-----|----|---------|-----|------|---------|
| | | | | | | | | | | | | TOT | YDS | | |
| 1 | Fox | DET | P | 45 | 2295 | 68 | 51.0 | 4 | 0 | 5 | 1 | 21 | 135 | 22 | 46.2 |
| 2 | Dickson | SEA | P | 76 | 3756 | 68 | 49.4 | 9 | 0 | 7 | 7 | 31 | 284 | 31 | 43.3 |
| 3 | Way | WAS | P | 50 | 2343 | 74 | 46.9 | 2 | 0 | 7 | 5 | 24 | 149 | 22 | 43.1 |
| 4 | Mann | PHI | P | 54 | 2633 | 70 | 48.8 | 7 | 1 | 9 | 6 | 24 | 179 | 20 | 42.1 |
| 5 | Anger | DAL | P | 62 | 3005 | 62 | 48.5 | 3 | 0 | 5 | 1 | 33 | 341 | 24 | 42.0 |
| 6 | Hekker | CAR | P | 73 | 3338 | 65 | 45.7 | 3 | 1 | 20 | 4 | 26 | 178 | 24 | 41.9 |
| 7 | Evans | LAR | P | 55 | 2530 | 68 | 46.0 | 2 | 0 | 10 | 11 | 22 | 198 | 30 | 41.7 |
| 8 | *T. Taylor | CHI | P | 82 | 3911 | 68 | 47.7 | 4 | 0 | 9 | 5 | 41 | 422 | 34 | 41.6 |
| 9 | Gillan | NYG | P | 56 | 2448 | 67 | 43.7 | 2 | 0 | 5 | 7 | 17 | 135 | 27 | 40.6 |
| 10 | R. Wright | MIN | P | 56 | 2604 | 66 | 46.5 | 5 | 1 | 5 | 8 | 28 | 191 | 27 | 40.6 |
| 11 | *Hayball | NO | P | 75 | 3303 | 64 | 44.0 | 3 | 0 | 9 | 8 | 28 | 213 | 41 | 40.4 |
| 12 | Whelan | GB | P | 56 | 2582 | 74 | 46.1 | 5 | 0 | 8 | 6 | 20 | 229 | 22 | 40.2 |
| 13 | Pinion | ATL | P | 47 | 2209 | 65 | 47.0 | 4 | 0 | 4 | 3 | 22 | 305 | 14 | 38.8 |

2024 NATIONAL FOOTBALL LEAGUE

2024 NATIONAL FOOTBALL LEAGUE

NFC PUNT RETURN LEADERS

| RANK | PLAYER | TEAM | POS | RET | FC | YDS | AVG | LONG | TD |
|------|----------------|---------|-----|-----|----|-----|------|------|----|
| 1 | Raymond | DET | WR | 30 | 9 | 413 | 13.8 | 90t | 1 |
| 2 | *DeJean | PHI | CB | 21 | 21 | 211 | 10.0 | 31 | 0 |
| 3 | Darden | CLE-SEA | WR | 32 | 12 | 309 | 9.7 | 28 | 0 |
| 4 | Dortch | ARI | WR | 21 | 3 | 202 | 9.6 | 27 | 0 |
| 5 | Williams | ATL | RB | 20 | 18 | 185 | 9.3 | 28 | 0 |
| 6 | *Cowing | SF | WR | 28 | 11 | 245 | 8.8 | 30 | 0 |
| 7 | Smith-Marsette | NYG | WR | 29 | 17 | 228 | 7.9 | 25 | 0 |
| 8 | Powell | MIN | WR | 23 | 16 | 164 | 7.1 | 15 | 0 |

2024 NATIONAL FOOTBALL LEAGUE

NFC KICKOFF RETURN LEADERS

| RANK | PLAYER | TEAM | POS | RET | YDS | AVG | LONG | TD |
|------|------------|------|-----|-----|-----|------|------|----|
| 1 | Turpin | DAL | WR | 27 | 904 | 33.5 | 99t | 1 |
| 2 | Gray | NYG | RB | 21 | 554 | 26.4 | 37 | 0 |
| 3 | Blackshear | CAR | RB | 31 | 791 | 25.5 | 43 | 0 |

2024 NATIONAL FOOTBALL LEAGUE

2024 NATIONAL FOOTBALL LEAGUE

NFC INTERCEPTION LEADERS

| RANK | PLAYER | TEAM | POS | INT | YARDS | AVG | LONG | TD |
|------|-----------------|------|-----|-----|-------|------|------|----|
| 1 | K. Joseph | DET | FS | 9 | 99 | 11.0 | 33 | 1 |
| 2 | McKinney | GB | FS | 8 | 128 | 16.0 | 48 | 0 |
| 3t | Gardner-Johnson | PHI | SS | 6 | 116 | 19.3 | 69t | 1 |
| 3t | B. Murphy | MIN | CB | 6 | 2 | 0.3 | 2 | 0 |
| 5t | Bates | ATL | SS | 4 | 55 | 13.8 | 55t | 1 |
| 5t | Blankenship | PHI | FS | 4 | 29 | 7.3 | 28 | 0 |
| 5t | Branch | DET | SS | 4 | 48 | 12.0 | 47 | 0 |
| 5t | *Kinchens | LAR | DB | 4 | 123 | 30.8 | 103t | 1 |
| 5t | *McCullough | LAR | DB | 4 | 6 | 1.5 | 4t | 1 |
| 10t | Adebo | NO | CB | 3 | 68 | 22.7 | 47 | 0 |
| 10t | Bryant | SEA | CB | 3 | 87 | 29.0 | 69t | 1 |
| 10t | Bynum | MIN | SS | 3 | 3 | 1.0 | 3 | 0 |
| 10t | Love | SEA | FS | 3 | 33 | 11.0 | 26 | 0 |
| 10t | Mathieu | NO | FS | 3 | 29 | 9.7 | 23 | 0 |
| 10t | Murphy-Bunting | ARI | CB | 3 | 2 | 0.7 | 2 | 0 |
| 10t | Smith | MIN | FS | 3 | 0 | 0.0 | 0 | 0 |
| 10t | Woods | CAR | FS | 3 | 70 | 23.3 | 33 | 0 |
| 10t | Woolen | SEA | CB | 3 | 11 | 3.7 | 7 | 0 |
| 19t | Alexander | GB | CB | 2 | 52 | 26.0 | 35t | 1 |
| 19t | Davis | DET | CB | 2 | 0 | 0.0 | 0 | 0 |
| 19t | Diggs | DAL | CB | 2 | 1 | 0.5 | 1 | 0 |
| 19t | Griffin | MIN | CB | 2 | 28 | 14.0 | 28 | 0 |
| 19t | Grugier-Hill | MIN | OLB | 2 | 5 | 2.5 | 5 | 0 |
| 19t | Hooker | DAL | FS | 2 | 20 | 10.0 | 21 | 0 |
| 19t | Howden | NO | SAF | 2 | -2 | -1.0 | 3 | 0 |
| 19t | M. Jackson | CAR | CB | 2 | 20 | 10.0 | 19 | 0 |
| 19t | J. Johnson | CHI | CB | 2 | 11 | 5.5 | 9 | 0 |
| 19t | Kendricks | DAL | MLB | 2 | 15 | 7.5 | 8 | 0 |
| 19t | Lenoir | SF | CB | 2 | 33 | 16.5 | 33 | 0 |
| 19t | McCollum | TB | CB | 2 | 4 | 2.0 | 4 | 0 |
| 19t | Metellus | MIN | FS | 2 | 16 | 8.0 | 12 | 0 |
| 19t | Mukuamu | DAL | SAF | 2 | 20 | 10.0 | 15 | 0 |
| 19t | *Sainristil | WAS | CB | 2 | 38 | 19.0 | 38 | 0 |
| 19t | Simmons | ATL | FS | 2 | 0 | 0.0 | 0 | 0 |
| 19t | *Smith | TB | SS | 2 | 0 | 0.0 | 0 | 0 |
| 19t | Stevenson | CHI | CB | 2 | 43 | 21.5 | 43t | 1 |
| 19t | Terrell | ATL | CB | 2 | 1 | 0.5 | 1 | 0 |
| 19t | Valentine | GB | DB | 2 | 51 | 25.5 | 31 | 0 |
| 19t | Van Ginkel | MIN | OLB | 2 | 73 | 36.5 | 63t | 2 |
| 19t | Warner | SF | MLB | 2 | 70 | 35.0 | 45t | 1 |
| 19t | G. Williams | ARI | CB | 2 | 0 | 0.0 | 0 | 0 |
| 42t | Abram | NO | DB | 1 | 30 | 30.0 | 30 | 0 |
| 42t | Andersen | ATL | LB | 1 | 47 | 47.0 | 47t | 1 |
| 42t | Anderson | GB | SS | 1 | 18 | 18.0 | 18 | 0 |
| 42t | Baun | PHI | MLB | 1 | 0 | 0.0 | 0 | 0 |
| 42t | Belton | NYG | SAF | 1 | 0 | 0.0 | 0 | 0 |
| 42t | Blackwell | CHI | CB | 1 | 10 | 10.0 | 10 | 0 |
| 42t | Bosa | SF | DE | 1 | 30 | 30.0 | 30 | 0 |
| 42t | Brisker | CHI | SAF | 1 | 0 | 0.0 | 0 | 0 |
| 42t | J. Brown | SF | SAF | 1 | 0 | 0.0 | 0 | 0 |
| 42t | S. Brown | PHI | SAF | 1 | 21 | 21.0 | 21 | 0 |
| 42t | Byard | CHI | FS | 1 | 0 | 0.0 | 0 | 0 |
| 42t | Chinn | WAS | SS | 1 | 0 | 0.0 | 0 | 0 |
| 42t | Clark | ARI | CB | 1 | 0 | 0.0 | 0 | 0 |
| 42t | *Cooper | GB | OLB | 1 | 22 | 22.0 | 22 | 0 |

2024 NATIONAL FOOTBALL LEAGUE

NFC INTERCEPTION LEADERS

| RANK | PLAYER | TEAM | POS | INT | YARDS | AVG | LONG | TD |
|------|------------------|---------|-------|-----|-------|------|------|----|
| 42t | David | TB | ILB | 1 | 7 | 7.0 | 7 | 0 |
| 42t | Davis | NO | OLB | 1 | 0 | 0.0 | 0 | 0 |
| 42t | Ka. Davis | SF | DT | 1 | 2 | 2.0 | 2 | 0 |
| 42t | Dean | TB | DB | 1 | 0 | 0.0 | 0 | 0 |
| 42t | Dean | PHI | ILB | 1 | 0 | 0.0 | 0 | 0 |
| 42t | Durant | LAR | CB | 1 | 0 | 0.0 | 0 | 0 |
| 42t | Edmunds | CHI | MLB | 1 | 0 | 0.0 | 0 | 0 |
| 42t | Edwards | CHI | LB | 1 | 0 | 0.0 | 0 | 0 |
| 42t | Elliss | ATL | LB | 1 | 12 | 12.0 | 12 | 0 |
| 42t | Flannigan-Fowles | SF | LB | 1 | 0 | 0.0 | 0 | 0 |
| 42t | Flott | NYG | CB | 1 | 26 | 26.0 | 26 | 0 |
| 42t | Forbes | WAS-LAR | CB | 1 | 19 | 19.0 | 19 | 0 |
| 42t | Fowler | WAS | OLB | 1 | 67 | 67.0 | 67t | 1 |
| 42t | Gardeck | ARI | LB | 1 | 10 | 10.0 | 10 | 0 |
| 42t | Gilmore | MIN | CB | 1 | 0 | 0.0 | 0 | 0 |
| 42t | Golston | DAL | DE | 1 | 18 | 18.0 | 18 | 0 |
| 42t | *Green | SF | CB | 1 | 20 | 20.0 | 20 | 0 |
| 42t | Hankins | SEA | DT | 1 | 0 | 0.0 | 0 | 0 |
| 42t | Harris | NO | DB | 1 | 7 | 7.0 | 7 | 0 |
| 42t | Hawkins | NYG | CB | 1 | 0 | 0.0 | 0 | 0 |
| 42t | Horn | CAR | CB | 1 | 0 | 0.0 | 0 | 0 |
| 42t | Izien | TB | FS-SS | 1 | 17 | 17.0 | 17 | 0 |
| 42t | Th. Jackson | MIN | DB | 1 | 3 | 3.0 | 3 | 0 |
| 42t | Jean-Charles | NO | CB | 1 | 0 | 0.0 | 0 | 0 |
| 42t | Jewell | CAR | ILB | 1 | 0 | 0.0 | 0 | 0 |
| 42t | Jobe | SEA | CB | 1 | 33 | 33.0 | 33 | 0 |
| 42t | J. Johnson | LAR | DB | 1 | 0 | 0.0 | 0 | 0 |
| 42t | E. Jones | TEN-SEA | LB | 1 | 12 | 12.0 | 12 | 0 |
| 42t | Jordan | NO | DE | 1 | 0 | 0.0 | 0 | 0 |
| 42t | Judon | ATL | OLB | 1 | 27 | 27.0 | 27t | 1 |
| 42t | Lewis | DAL | CB | 1 | 0 | 0.0 | 0 | 0 |
| 42t | Luvu | WAS | OLB | 1 | 0 | 0.0 | 0 | 0 |
| 42t | Martin | WAS | FS | 1 | 29 | 29.0 | 29 | 0 |
| 42t | *Muasau | NYG | LB | 1 | 1 | 1.0 | 1 | 0 |
| 42t | *Mustapha | SF | SAF | 1 | 1 | 1.0 | 1 | 0 |
| 42t | Nixon | GB | DB | 1 | 16 | 16.0 | 16 | 0 |
| 42t | Nowaske | DET | LB | 1 | 8 | 8.0 | 8 | 0 |
| 42t | Oruwariye | DAL | CB | 1 | 0 | 0.0 | 0 | 0 |
| 42t | Overshown | DAL | LB | 1 | 23 | 23.0 | 23t | 1 |
| 42t | Owens | CHI | DB | 1 | 0 | 0.0 | 0 | 0 |
| 42t | Pace | MIN | ILB | 1 | 6 | 6.0 | 6 | 0 |
| 42t | *A. Phillips | NYG | DB | 1 | 25 | 25.0 | 25 | 0 |
| 42t | Phillips | ATL | CB | 1 | 45 | 45.0 | 45 | 0 |
| 42t | *Richardson | CAR | SAF | 1 | 3 | 3.0 | 3 | 0 |
| 42t | Rozeboom | LAR | ILB | 1 | 16 | 16.0 | 16 | 0 |
| 42t | Saunders | NO | DT | 1 | 37 | 37.0 | 37 | 0 |
| 42t | Smith | CHI | CB | 1 | 23 | 23.0 | 23 | 0 |
| 42t | *Smith-Wade | CAR | CB | 1 | 3 | 3.0 | 3 | 0 |
| 42t | *Turner | MIN | LB | 1 | 4 | 4.0 | 4 | 0 |
| 42t | White | ARI | OLB | 1 | 0 | 0.0 | 0 | 0 |
| 42t | D. Williams | LAR | DB | 1 | 0 | 0.0 | 0 | 0 |
| 42t | *Williams | GB | SS | 1 | 1 | 1.0 | 1 | 0 |
| 42t | L. Williams | SEA | DE | 1 | 92 | 92.0 | 92t | 1 |
| 42t | Wilson | DAL | DB | 1 | 0 | 0.0 | 0 | 0 |
| 42t | Er. Wilson | GB | OLB | 1 | 0 | 0.0 | 0 | 0 |

2024 NATIONAL FOOTBALL LEAGUE

NFC INTERCEPTION LEADERS

| RANK | PLAYER | TEAM | POS | INT | YARDS | AVG | LONG | TD |
|------|-------------|------|-----|-----|-------|------|------|----|
| 42t | Ma. Wilson | ARI | LB | 1 | 0 | 0.0 | 0 | 0 |
| 42t | Witherspoon | LAR | CB | 1 | 0 | 0.0 | 0 | 0 |
| 42t | Yiadam | SF | CB | 1 | 11 | 11.0 | 11 | 0 |

2024 NATIONAL FOOTBALL LEAGUE

NFC SACK LEADERS

| RANK | PLAYER | TEAM | POS | SACKS |
|------|-------------|---------|-------|-------|
| 1t | Greenard | MIN | OLB | 12.0 |
| 1t | Parsons | DAL | LB | 12.0 |
| 3 | Van Ginkel | MIN | OLB | 11.5 |
| 4 | L. Williams | SEA | DE | 11.0 |
| 5 | Fowler | WAS | OLB | 10.5 |
| 6t | Bosa | SF | DE | 9.0 |
| 6t | Lawrence | NYG | DT | 9.0 |
| 6t | Z. Smith | CLE-DET | DE | 9.0 |
| 9t | Burns | NYG | LB | 8.5 |
| 9t | *Fiske | LAR | DE | 8.5 |
| 9t | Floyd | SF | DE | 8.5 |
| 12t | D. Hall | SEA | LB | 8.0 |
| 12t | Luvu | WAS | OLB | 8.0 |
| 12t | Sweat | PHI | OLB | 8.0 |
| 12t | Turner | LAR | DE | 8.0 |
| 16t | Bresee | NO | DT | 7.5 |
| 16t | Gary | GB | DE | 7.5 |
| 16t | Hutchinson | DET | DE | 7.5 |
| 16t | Kancey | TB | DE-DT | 7.5 |
| 16t | Young | LAR | OLB | 7.5 |
| 21t | P. Jones | MIN | LB | 7.0 |
| 21t | Vea | TB | NT | 7.0 |
| 23 | N. Smith | PHI | OLB | 6.5 |
| 24t | Ebiketie | ATL | LB | 6.0 |
| 24t | Mafe | SEA | LB | 6.0 |
| 24t | Ojulari | NYG | LB | 6.0 |
| 27t | Clowney | CAR | OLB | 5.5 |
| 27t | David | TB | ILB | 5.5 |
| 27t | Golston | DAL | DE | 5.5 |
| 27t | Granderson | NO | DE | 5.5 |
| 27t | L. Hall | TB | DE | 5.5 |
| 27t | Judon | ATL | OLB | 5.5 |
| 27t | A. Robinson | CAR | DT | 5.5 |
| 27t | Sweat | CHI | DE | 5.5 |
| 27t | Thibodeaux | NYG | LB | 5.5 |
| 27t | C. Young | NO | DE | 5.5 |
| 37t | Armstrong | WAS | DE | 5.0 |
| 37t | Collins | SF | DT | 5.0 |
| 37t | Collins | ARI | LB | 5.0 |
| 37t | Dexter | CHI | DT | 5.0 |
| 37t | Elliss | ATL | LB | 5.0 |
| 37t | Lawson | DAL | DE-LB | 5.0 |
| 37t | Overshown | DAL | LB | 5.0 |
| 37t | Williams | PHI | DE | 5.0 |
| 37t | Wyatt | GB | DT | 5.0 |
| 46t | Carter | PHI | DT | 4.5 |
| 46t | Cashman | MIN | ILB | 4.5 |
| 46t | Diaby | TB | OLB | 4.5 |
| 46t | Enagbare | GB | DE | 4.5 |
| 46t | Odighizuwa | DAL | DT | 4.5 |
| 46t | Ja. Reed | SEA | DT | 4.5 |
| 46t | Stills | ARI | DT | 4.5 |
| 46t | *Verse | LAR | OLB | 4.5 |
| 46t | Wilson | DAL | DB | 4.5 |

2024 NATIONAL FOOTBALL LEAGUE

NFC LEADERS IN FUMBLE RECOVERIES

| RANK | PLAYER | TEAM | POS | TOTAL | OWN TEAM | OPP TEAM |
|------|---------------|------|-----|-------|----------|----------|
| 1 | Mayfield | TB | QB | 8 | 8 | 0 |
| 2 | G. Smith | SEA | QB | 6 | 6 | 0 |
| 3 | Rush | DAL | QB | 5 | 5 | 0 |
| 4t | Robinson | ATL | RB | 4 | 4 | 0 |
| 4t | *Ca. Williams | CHI | QB | 4 | 4 | 0 |
| 6t | K. Brooks | GB | DT | 3 | 1 | 2 |
| 6t | Carr | NO | QB | 3 | 3 | 0 |
| 6t | *DeJean | PHI | CB | 3 | 0 | 3 |
| 6t | Gordon | CHI | CB | 3 | 0 | 3 |
| 6t | *Irving | TB | RB | 3 | 3 | 0 |
| 6t | Mason | SF | RB | 3 | 3 | 0 |
| 6t | K. Murray | ARI | QB | 3 | 3 | 0 |
| 6t | Stafford | LAR | QB | 3 | 3 | 0 |
| 6t | Walker | SEA | RB | 3 | 3 | 0 |
| 15t | Allegretti | WAS | OG | 2 | 2 | 0 |
| 15t | Barkley | PHI | RB | 2 | 2 | 0 |
| 15t | *Bethune | SF | LB | 2 | 1 | 1 |
| 15t | Blackshear | CAR | RB | 2 | 2 | 0 |
| 15t | Byard | CHI | FS | 2 | 0 | 2 |
| 15t | Bynum | MIN | SS | 2 | 0 | 2 |
| 15t | Chinn | WAS | SS | 2 | 0 | 2 |
| 15t | Clark | GB | DT | 2 | 0 | 2 |
| 15t | Collins | SF | DT | 2 | 0 | 2 |
| 15t | *Cooper | GB | OLB | 2 | 1 | 1 |
| 15t | Cousins | ATL | QB | 2 | 2 | 0 |
| 15t | Dalman | ATL | C | 2 | 2 | 0 |
| 15t | Dalton | CAR | QB | 2 | 2 | 0 |
| 15t | Darnold | MIN | QB | 2 | 2 | 0 |
| 15t | Davidson | NYG | DT | 2 | 0 | 2 |
| 15t | Davis | DET | CB | 2 | 0 | 2 |
| 15t | Dean | PHI | ILB | 2 | 0 | 2 |
| 15t | Dexter | CHI | DT | 2 | 0 | 2 |
| 15t | Edwards | CHI | LB | 2 | 0 | 2 |
| 15t | *Fiske | LAR | DE | 2 | 0 | 2 |
| 15t | Gay | NO | LB | 2 | 0 | 2 |
| 15t | Goff | DET | QB | 2 | 2 | 0 |
| 15t | Hicks | CHI | SAF | 2 | 0 | 2 |
| 15t | Hurts | PHI | QB | 2 | 2 | 0 |
| 15t | Jenkins | CHI | OT | 2 | 2 | 0 |
| 15t | Jewell | CAR | ILB | 2 | 0 | 2 |
| 15t | Lock | NYG | QB | 2 | 2 | 0 |
| 15t | Love | GB | QB | 2 | 2 | 0 |
| 15t | Luvu | WAS | OLB | 2 | 0 | 2 |
| 15t | McBride | ARI | TE | 2 | 2 | 0 |
| 15t | McNichols | WAS | RB | 2 | 2 | 0 |
| 15t | Melton | GB | WR | 2 | 1 | 1 |
| 15t | Montgomery | DET | RB | 2 | 2 | 0 |
| 15t | Okereke | NYG | ILB | 2 | 0 | 2 |
| 15t | Otton | TB | TE | 2 | 2 | 0 |
| 15t | Owens | CHI | DB | 2 | 0 | 2 |
| 15t | Powell | MIN | WR | 2 | 2 | 0 |
| 15t | Prescott | DAL | QB | 2 | 2 | 0 |
| 15t | N. Smith | PHI | OLB | 2 | 0 | 2 |
| 15t | Thompson | ARI | DB | 2 | 0 | 2 |
| 15t | Tolbert | DAL | WR | 2 | 2 | 0 |

2024 NATIONAL FOOTBALL LEAGUE

NFC LEADERS IN FUMBLE RECOVERIES

| RANK | PLAYER | TEAM | POS | TOTAL | OWN TEAM | OPP TEAM |
|------|-----------|------|-----|-------|----------|----------|
| 15t | Tuttle | CAR | DT | 2 | 0 | 2 |
| 15t | *Verse | LAR | OLB | 2 | 0 | 2 |
| 15t | Wagner | WAS | MLB | 2 | 0 | 2 |
| 15t | Walker | WAS | LB | 2 | 1 | 1 |
| 15t | Wyatt | GB | DT | 2 | 0 | 2 |
| 15t | Yiadam | SF | CB | 2 | 1 | 1 |
| 15t | Zaccheaus | WAS | WR | 2 | 2 | 0 |
| 15t | Zeitler | DET | OG | 2 | 2 | 0 |

2024 NATIONAL FOOTBALL LEAGUE

NFC LEADERS IN RECOVERIES OF FUMBLES BY OWN TEAM

| RANK | PLAYER | TEAM | POS | REC | YARDS | AVG | LONG | TD |
|------|---------------|------|-----|-----|-------|------|------|----|
| 1 | Mayfield | TB | QB | 8 | 0 | 0.0 | 0t | 0 |
| 2 | G. Smith | SEA | QB | 6 | 0 | 0.0 | 0t | 0 |
| 3 | Rush | DAL | QB | 5 | 0 | 0.0 | 0t | 0 |
| 4t | Robinson | ATL | RB | 4 | 0 | 0.0 | 0t | 0 |
| 4t | *Ca. Williams | CHI | QB | 4 | 0 | 0.0 | 0t | 0 |
| 6t | Carr | NO | QB | 3 | 0 | 0.0 | 0t | 0 |
| 6t | *Irving | TB | RB | 3 | 0 | 0.0 | 0t | 0 |
| 6t | Mason | SF | RB | 3 | -2 | -0.7 | 0t | 0 |
| 6t | K. Murray | ARI | QB | 3 | 0 | 0.0 | 0t | 0 |
| 6t | Stafford | LAR | QB | 3 | 0 | 0.0 | 0t | 0 |
| 6t | Walker | SEA | RB | 3 | -3 | -1.0 | 0t | 0 |
| 12t | Allegretti | WAS | OG | 2 | 0 | 0.0 | 0t | 0 |
| 12t | Barkley | PHI | RB | 2 | 0 | 0.0 | 0t | 0 |
| 12t | Blackshear | CAR | RB | 2 | 0 | 0.0 | 0t | 0 |
| 12t | Cousins | ATL | QB | 2 | 0 | 0.0 | 0t | 0 |
| 12t | Dalman | ATL | C | 2 | 0 | 0.0 | 0t | 0 |
| 12t | Dalton | CAR | QB | 2 | 0 | 0.0 | 0t | 0 |
| 12t | Darnold | MIN | QB | 2 | 0 | 0.0 | 0t | 0 |
| 12t | Goff | DET | QB | 2 | 0 | 0.0 | 0t | 0 |
| 12t | Hurts | PHI | QB | 2 | 0 | 0.0 | 0t | 0 |
| 12t | Jenkins | CHI | OT | 2 | 0 | 0.0 | 0t | 0 |
| 12t | Lock | NYG | QB | 2 | 0 | 0.0 | 0t | 0 |
| 12t | Love | GB | QB | 2 | 0 | 0.0 | 0t | 0 |
| 12t | McBride | ARI | TE | 2 | 0 | 0.0 | 0t | 1 |
| 12t | McNichols | WAS | RB | 2 | 0 | 0.0 | 0t | 0 |
| 12t | Montgomery | DET | RB | 2 | 0 | 0.0 | 0t | 0 |
| 12t | Otton | TB | TE | 2 | 0 | 0.0 | 0t | 0 |
| 12t | Powell | MIN | WR | 2 | 7 | 3.5 | 7 | 0 |
| 12t | Prescott | DAL | QB | 2 | 0 | 0.0 | 0t | 0 |
| 12t | Tolbert | DAL | WR | 2 | 0 | 0.0 | 0t | 0 |
| 12t | Zaccheaus | WAS | WR | 2 | 0 | 0.0 | 0t | 0 |
| 12t | Zeitler | DET | OG | 2 | 0 | 0.0 | 0t | 0 |

2024 NATIONAL FOOTBALL LEAGUE

NFC LEADERS IN RECOVERIES OF FUMBLES BY OPPOSING TEAM

| RANK | PLAYER | TEAM | POS | REC | YARDS | AVG | LONG | TD |
|------|-----------|------|-----|-----|-------|------|------|----|
| 1t | *DeJean | PHI | CB | 3 | 0 | 0.0 | 0t | 0 |
| 1t | Gordon | CHI | CB | 3 | 0 | 0.0 | 0t | 0 |
| 3t | K. Brooks | GB | DT | 2 | 0 | 0.0 | 0t | 0 |
| 3t | Byard | CHI | FS | 2 | 0 | 0.0 | 0t | 0 |
| 3t | Bynum | MIN | SS | 2 | 0 | 0.0 | 0t | 0 |
| 3t | Chinn | WAS | SS | 2 | 0 | 0.0 | 0t | 0 |
| 3t | Clark | GB | DT | 2 | 0 | 0.0 | 0t | 0 |
| 3t | Collins | SF | DT | 2 | 0 | 0.0 | 0t | 0 |
| 3t | Davidson | NYG | DT | 2 | 0 | 0.0 | 0t | 0 |
| 3t | Davis | DET | CB | 2 | 49 | 24.5 | 49 | 0 |
| 3t | Dean | PHI | ILB | 2 | 0 | 0.0 | 0t | 0 |
| 3t | Dexter | CHI | DT | 2 | 0 | 0.0 | 0t | 0 |
| 3t | Edwards | CHI | LB | 2 | 0 | 0.0 | 0t | 0 |
| 3t | *Fiske | LAR | DE | 2 | 8 | 4.0 | 8 | 0 |
| 3t | Gay | NO | LB | 2 | 4 | 2.0 | 4 | 0 |
| 3t | Hicks | CHI | SAF | 2 | 28 | 14.0 | 19 | 0 |
| 3t | Jewell | CAR | ILB | 2 | 0 | 0.0 | 0t | 0 |
| 3t | Luvu | WAS | OLB | 2 | 5 | 2.5 | 5 | 0 |
| 3t | Okereke | NYG | ILB | 2 | 1 | 0.5 | 1 | 0 |
| 3t | Owens | CHI | DB | 2 | 13 | 6.5 | 13 | 0 |
| 3t | N. Smith | PHI | OLB | 2 | 0 | 0.0 | 0t | 0 |
| 3t | Thompson | ARI | DB | 2 | 0 | 0.0 | 0t | 0 |
| 3t | Tuttle | CAR | DT | 2 | 0 | 0.0 | 0t | 0 |
| 3t | *Verse | LAR | OLB | 2 | 0 | 0.0 | 0t | 0 |
| 3t | Wagner | WAS | MLB | 2 | 0 | 0.0 | 0t | 0 |
| 3t | Wyatt | GB | DT | 2 | 0 | 0.0 | 0t | 0 |

2024 NATIONAL FOOTBALL LEAGUE

NFL LEADING PASSERS

| RANK | PLAYER | TEAM | ATT | COMP | COMP% | YDS | YPA | TD | TD% | LONG | INT | INT% | RATING |
|------|---------------|---------|-----|------|-------|------|------|----|------|------|-----|------|--------|
| 1 | L. Jackson | BAL | 474 | 316 | 66.7% | 4172 | 8.80 | 41 | 8.6% | 84t | 4 | 0.8% | 119.6 |
| 2 | Goff | DET | 539 | 390 | 72.4% | 4629 | 8.59 | 37 | 6.9% | 82t | 12 | 2.2% | 111.8 |
| 3 | Burrow | CIN | 652 | 460 | 70.6% | 4918 | 7.54 | 43 | 6.6% | 70t | 9 | 1.4% | 108.5 |
| 4 | Mayfield | TB | 570 | 407 | 71.4% | 4500 | 7.89 | 41 | 7.2% | 57t | 16 | 2.8% | 106.8 |
| 5 | Hurts | PHI | 361 | 248 | 68.7% | 2903 | 8.04 | 18 | 5.0% | 67t | 5 | 1.4% | 103.7 |
| 6 | Darnold | MIN | 545 | 361 | 66.2% | 4319 | 7.92 | 35 | 6.4% | 97t | 12 | 2.2% | 102.5 |
| 7 | Herbert | LAC | 504 | 332 | 65.9% | 3870 | 7.68 | 23 | 4.6% | 66t | 3 | 0.6% | 101.7 |
| 8 | Allen | BUF | 483 | 307 | 63.6% | 3731 | 7.72 | 28 | 5.8% | 64 | 6 | 1.2% | 101.4 |
| 9 | Tagovailoa | MIA | 399 | 291 | 72.9% | 2867 | 7.19 | 19 | 4.8% | 80t | 7 | 1.8% | 101.4 |
| 10 | *Daniels | WAS | 480 | 331 | 69.0% | 3568 | 7.43 | 25 | 5.2% | 86t | 9 | 1.9% | 100.1 |
| 11 | Love | GB | 425 | 268 | 63.1% | 3389 | 7.97 | 25 | 5.9% | 70t | 11 | 2.6% | 96.7 |
| 12 | Purdy | SF | 455 | 300 | 65.9% | 3864 | 8.49 | 20 | 4.4% | 76t | 12 | 2.6% | 96.1 |
| 13 | Ru. Wilson | PIT | 336 | 214 | 63.7% | 2482 | 7.39 | 16 | 4.8% | 46 | 5 | 1.5% | 95.6 |
| 14 | Stafford | LAR | 517 | 340 | 65.8% | 3762 | 7.28 | 20 | 3.9% | 69t | 8 | 1.5% | 93.7 |
| 15 | K. Murray | ARI | 541 | 372 | 68.8% | 3851 | 7.12 | 21 | 3.9% | 60t | 11 | 2.0% | 93.5 |
| 16 | Mahomes | KC | 581 | 392 | 67.5% | 3928 | 6.76 | 26 | 4.5% | 54t | 11 | 1.9% | 93.5 |
| 17 | *Nix | DEN | 567 | 376 | 66.3% | 3775 | 6.66 | 29 | 5.1% | 93t | 12 | 2.1% | 93.3 |
| 18 | G. Smith | SEA | 578 | 407 | 70.4% | 4320 | 7.47 | 21 | 3.6% | 71t | 15 | 2.6% | 93.2 |
| 19 | Rodgers | NYJ | 584 | 368 | 63.0% | 3897 | 6.67 | 28 | 4.8% | 71t | 11 | 1.9% | 90.5 |
| 20 | Cousins | ATL | 453 | 303 | 66.9% | 3508 | 7.74 | 18 | 4.0% | 60 | 16 | 3.5% | 88.6 |
| 21 | *Maye | NE | 338 | 225 | 66.6% | 2276 | 6.73 | 15 | 4.4% | 40t | 10 | 3.0% | 88.1 |
| 22 | *Ca. Williams | CHI | 562 | 351 | 62.5% | 3541 | 6.30 | 20 | 3.6% | 47 | 6 | 1.1% | 87.8 |
| 23 | Stroud | HOU | 532 | 336 | 63.2% | 3727 | 7.01 | 20 | 3.8% | 67t | 12 | 2.3% | 87.0 |
| 24 | Rush | DAL | 308 | 187 | 60.7% | 1844 | 5.99 | 12 | 3.9% | 64t | 5 | 1.6% | 83.8 |
| 25 | Young | CAR | 384 | 234 | 60.9% | 2403 | 6.26 | 15 | 3.9% | 83t | 9 | 2.3% | 82.2 |
| 26 | Minshew | LV | 306 | 203 | 66.3% | 2013 | 6.58 | 9 | 2.9% | 57t | 10 | 3.3% | 81.0 |
| 27 | D. Jones | NYG-MIN | 341 | 216 | 63.3% | 2070 | 6.07 | 8 | 2.3% | 43 | 7 | 2.1% | 79.4 |

2024 NATIONAL FOOTBALL LEAGUE

NFL LEADING PASSERS, RANKS

| PLAYER | TEAM | ATT | COMP | COMP% | YDS | YPA | TD | TD% | INT | INT% | RATING |
|---------------|---------|-----|------|-------|-----|-----|-----|-----|-----|------|--------|
| L. Jackson | BAL | 16 | 15 | 11 | 6 | 1 | 2t | 1 | 2 | 2 | 1 |
| Goff | DET | 10 | 5 | 2 | 2 | 2 | 4 | 3 | 20t | 18 | 2 |
| Burrow | CIN | 1 | 1 | 4 | 1 | 11 | 1 | 4 | 11t | 5 | 3 |
| Mayfield | TB | 5 | 2t | 3 | 3 | 7 | 2t | 2 | 26t | 24 | 4 |
| Hurts | PHI | 22 | 21 | 8 | 20 | 4 | 20t | 10 | 3t | 6 | 5 |
| Darnold | MIN | 8 | 9 | 15 | 5 | 6 | 5 | 5 | 20t | 17 | 6 |
| Herbert | LAC | 13 | 13 | 17 | 9 | 10 | 12 | 14 | 1 | 1 | 7 |
| Allen | BUF | 14 | 16 | 20 | 14 | 9 | 7t | 7 | 6t | 4 | 8 |
| Tagovailoa | MIA | 20 | 19 | 1 | 21 | 16 | 19 | 12t | 8t | 10 | 9 |
| *Daniels | WAS | 15 | 14 | 6 | 16 | 13 | 10t | 8 | 11t | 11 | 10 |
| Love | GB | 19 | 20 | 23 | 19 | 5 | 10t | 6 | 16t | 21 | 11 |
| Purdy | SF | 17 | 18 | 16 | 10 | 3 | 15t | 17 | 20t | 23 | 12 |
| Ru. Wilson | PIT | 25 | 25 | 19 | 22 | 14 | 22 | 12t | 3t | 7 | 13 |
| Stafford | LAR | 12 | 11 | 18 | 13 | 15 | 15t | 22 | 10 | 8 | 14 |
| K. Murray | ARI | 9 | 7 | 7 | 11 | 17 | 13t | 21 | 16t | 14 | 15 |
| Mahomes | KC | 3 | 4 | 9 | 7 | 19 | 9 | 15 | 16t | 13 | 16 |
| *Nix | DEN | 6 | 6 | 14 | 12 | 22 | 6 | 9 | 20t | 16 | 17 |
| G. Smith | SEA | 4 | 2t | 5 | 4 | 12 | 13t | 24 | 25 | 22 | 18 |
| Rodgers | NYJ | 2 | 8 | 24 | 8 | 21 | 7t | 11 | 16t | 12 | 19 |
| Cousins | ATL | 18 | 17 | 10 | 18 | 8 | 20t | 18 | 26t | 27 | 20 |
| *Maye | NE | 24 | 23 | 12 | 24 | 20 | 23t | 16 | 14t | 25 | 21 |
| *Ca. Williams | CHI | 7 | 10 | 25 | 17 | 24 | 15t | 25 | 6t | 3 | 22 |
| Stroud | HOU | 11 | 12 | 22 | 15 | 18 | 15t | 23 | 20t | 19 | 23 |
| Rush | DAL | 26 | 29 | 27 | 32 | 27 | 28t | 20 | 3t | 9 | 24 |
| Young | CAR | 21 | 22 | 26 | 23 | 25 | 23t | 19 | 11t | 20 | 25 |
| Minshew | LV | 27 | 26 | 13 | 30 | 23 | 32t | 26 | 14t | 26 | 26 |
| D. Jones | NYG-MIN | 23 | 24 | 21 | 28 | 26 | 34t | 27 | 8t | 15 | 27 |

2024 NATIONAL FOOTBALL LEAGUE

NFL FOURTH-QUARTER PASSING LEADERS

| RANK | PLAYER | TEAM | ATT | COMP | COMP% | YDS | YPA | TD | TD% | INT | INT% | RATING |
|------|-------------------|---------|-----|------|-------|------|------|----|-------|-----|------|--------|
| 1 | Mayfield | TB | 142 | 103 | 72.5% | 1123 | 7.91 | 12 | 8.5% | 2 | 1.4% | 117.8 |
| 2 | L. Jackson | BAL | 119 | 77 | 64.7% | 1054 | 8.86 | 11 | 9.2% | 2 | 1.7% | 116.7 |
| 3 | *Daniels | WAS | 135 | 96 | 71.1% | 1111 | 8.23 | 11 | 8.1% | 3 | 2.2% | 113.5 |
| 4 | Flacco | IND | 66 | 43 | 65.2% | 596 | 9.03 | 7 | 10.6% | 3 | 4.5% | 110.4 |
| 5 | Love | GB | 104 | 65 | 62.5% | 968 | 9.31 | 6 | 5.8% | 1 | 1.0% | 108.2 |
| 6 | Fields | PIT | 40 | 23 | 57.5% | 302 | 7.55 | 3 | 7.5% | 0 | 0.0% | 106.5 |
| 7 | Stafford | LAR | 143 | 98 | 68.5% | 1079 | 7.55 | 8 | 5.6% | 1 | 0.7% | 106.4 |
| 8 | Burrow | CIN | 163 | 108 | 66.3% | 1367 | 8.39 | 12 | 7.4% | 5 | 3.1% | 104.0 |
| 9 | Hurts | PHI | 74 | 54 | 73.0% | 674 | 9.11 | 3 | 4.1% | 2 | 2.7% | 103.1 |
| 10 | Mahomes | KC | 116 | 78 | 67.2% | 791 | 6.82 | 6 | 5.2% | 1 | 0.9% | 100.2 |
| 11 | *Nix | DEN | 135 | 93 | 68.9% | 977 | 7.24 | 9 | 6.7% | 4 | 3.0% | 99.5 |
| 12 | Allen | BUF | 94 | 55 | 58.5% | 679 | 7.22 | 5 | 5.3% | 0 | 0.0% | 98.7 |
| 13 | Goff | DET | 136 | 89 | 65.4% | 974 | 7.16 | 7 | 5.1% | 2 | 1.5% | 97.5 |
| 14 | Tagovailoa | MIA | 95 | 69 | 72.6% | 633 | 6.66 | 4 | 4.2% | 2 | 2.1% | 95.6 |
| 15 | *Ca. Williams | CHI | 180 | 116 | 64.4% | 1108 | 6.16 | 10 | 5.6% | 2 | 1.1% | 95.3 |
| 16 | Rodgers | NYJ | 169 | 110 | 65.1% | 1172 | 6.93 | 7 | 4.1% | 2 | 1.2% | 94.1 |
| 17 | Darnold | MIN | 114 | 67 | 58.8% | 897 | 7.87 | 6 | 5.3% | 2 | 1.8% | 94.1 |
| 18 | Herbert | LAC | 99 | 55 | 55.6% | 677 | 6.84 | 5 | 5.1% | 0 | 0.0% | 93.7 |
| 19 | O'Connell | LV | 93 | 62 | 66.7% | 605 | 6.51 | 5 | 5.4% | 2 | 2.2% | 93.7 |
| 20 | M. Jones | JAX | 87 | 60 | 69.0% | 608 | 6.99 | 5 | 5.7% | 3 | 3.4% | 93.5 |
| 21 | Carr | NO | 63 | 38 | 60.3% | 405 | 6.43 | 5 | 7.9% | 2 | 3.2% | 92.4 |
| 22 | *Maye | NE | 113 | 70 | 61.9% | 764 | 6.76 | 7 | 6.2% | 3 | 2.7% | 91.5 |
| 23 | Ru. Wilson | PIT | 89 | 54 | 60.7% | 596 | 6.70 | 5 | 5.6% | 2 | 2.2% | 89.9 |
| 24 | Rudolph | TEN | 67 | 45 | 67.2% | 452 | 6.75 | 4 | 6.0% | 3 | 4.5% | 87.4 |
| 25 | D. Watson | CLE | 58 | 39 | 67.2% | 335 | 5.78 | 2 | 3.4% | 1 | 1.7% | 86.5 |
| 26 | Prescott | DAL | 75 | 41 | 54.7% | 486 | 6.48 | 6 | 8.0% | 3 | 4.0% | 84.6 |
| 27 | G. Smith | SEA | 165 | 115 | 69.7% | 1079 | 6.54 | 6 | 3.6% | 6 | 3.6% | 84.4 |
| 28 | Purdy | SF | 118 | 82 | 69.5% | 957 | 8.11 | 4 | 3.4% | 6 | 5.1% | 83.9 |
| 29 | Minschew | LV | 102 | 69 | 67.6% | 679 | 6.66 | 4 | 3.9% | 4 | 3.9% | 82.9 |
| 30 | Stroud | HOU | 113 | 67 | 59.3% | 696 | 6.16 | 3 | 2.7% | 2 | 1.8% | 78.6 |
| 31 | Lock | NYG | 79 | 46 | 58.2% | 566 | 7.16 | 2 | 2.5% | 2 | 2.5% | 78.3 |
| 32 | Ridder | ARI-LV | 66 | 42 | 63.6% | 395 | 5.98 | 2 | 3.0% | 2 | 3.0% | 77.5 |
| 33 | K. Murray | ARI | 145 | 97 | 66.9% | 1013 | 6.99 | 2 | 1.4% | 5 | 3.4% | 77.2 |
| 34 | Lawrence | JAX | 83 | 46 | 55.4% | 515 | 6.20 | 3 | 3.6% | 2 | 2.4% | 76.1 |
| 35 | Winston | CLE | 103 | 64 | 62.1% | 701 | 6.81 | 5 | 4.9% | 6 | 5.8% | 74.1 |
| 36 | Brissett | NE | 52 | 29 | 55.8% | 306 | 5.88 | 0 | 0.0% | 0 | 0.0% | 73.1 |
| 37 | Young | CAR | 127 | 75 | 59.1% | 706 | 5.56 | 3 | 2.4% | 3 | 2.4% | 72.5 |
| 38 | Rush | DAL | 93 | 52 | 55.9% | 424 | 4.56 | 2 | 2.2% | 1 | 1.1% | 70.4 |
| 39 | Richardson | IND | 95 | 47 | 49.5% | 664 | 6.99 | 4 | 4.2% | 4 | 4.2% | 68.9 |
| 40 | D. Jones | NYG-MIN | 119 | 68 | 57.1% | 606 | 5.09 | 2 | 1.7% | 4 | 3.4% | 62.5 |
| 41 | Levis | TEN | 98 | 49 | 50.0% | 544 | 5.55 | 4 | 4.1% | 5 | 5.1% | 59.2 |
| 42 | Cousins | ATL | 119 | 73 | 61.3% | 737 | 6.19 | 2 | 1.7% | 8 | 6.7% | 56.6 |
| 43 | *Rattler | NO | 84 | 42 | 50.0% | 355 | 4.23 | 1 | 1.2% | 4 | 4.8% | 45.5 |
| 44 | Thompson-Robinson | CLE | 59 | 31 | 52.5% | 212 | 3.59 | 0 | 0.0% | 4 | 6.8% | 32.6 |

2024 NATIONAL FOOTBALL LEAGUE

NFL THIRD-DOWN PASSING LEADERS

| RANK | PLAYER | TEAM | ATT | COMP | COMP% | YDS | YPA | TD | TD% | INT | INT% | RATING |
|------|---------------|---------|-----|------|-------|------|------|----|-------|-----|------|--------|
| 1 | Goff | DET | 126 | 86 | 68.3% | 1076 | 8.54 | 13 | 10.3% | 0 | 0.0% | 128.9 |
| 2 | L. Jackson | BAL | 119 | 74 | 62.2% | 977 | 8.21 | 11 | 9.2% | 0 | 0.0% | 118.9 |
| 3 | Burrow | CIN | 150 | 97 | 64.7% | 1126 | 7.51 | 13 | 8.7% | 2 | 1.3% | 110.6 |
| 4 | Mahomes | KC | 143 | 93 | 65.0% | 1076 | 7.52 | 11 | 7.7% | 1 | 0.7% | 110.4 |
| 5 | Mayfield | TB | 142 | 95 | 66.9% | 1174 | 8.27 | 12 | 8.5% | 6 | 4.2% | 102.8 |
| 6 | *Daniels | WAS | 124 | 75 | 60.5% | 888 | 7.16 | 10 | 8.1% | 2 | 1.6% | 102.5 |
| 7 | Herbert | LAC | 128 | 75 | 58.6% | 861 | 6.73 | 8 | 6.3% | 0 | 0.0% | 99.8 |
| 8 | Allen | BUF | 125 | 67 | 53.6% | 943 | 7.54 | 10 | 8.0% | 2 | 1.6% | 98.2 |
| 9 | Purdy | SF | 121 | 73 | 60.3% | 886 | 7.32 | 8 | 6.6% | 2 | 1.7% | 98.0 |
| 10 | Cousins | ATL | 116 | 73 | 62.9% | 858 | 7.40 | 5 | 4.3% | 1 | 0.9% | 96.1 |
| 11 | Winston | CLE | 80 | 49 | 61.3% | 583 | 7.29 | 4 | 5.0% | 1 | 1.3% | 94.9 |
| 12 | Ru. Wilson | PIT | 101 | 60 | 59.4% | 849 | 8.41 | 6 | 5.9% | 3 | 3.0% | 94.0 |
| 13 | Hurts | PHI | 95 | 59 | 62.1% | 782 | 8.23 | 5 | 5.3% | 3 | 3.2% | 92.5 |
| 14 | Love | GB | 110 | 58 | 52.7% | 677 | 6.15 | 11 | 10.0% | 4 | 3.6% | 89.8 |
| 15 | *Nix | DEN | 165 | 103 | 62.4% | 1164 | 7.05 | 9 | 5.5% | 5 | 3.0% | 89.1 |
| 16 | Darnold | MIN | 149 | 83 | 55.7% | 1027 | 6.89 | 9 | 6.0% | 3 | 2.0% | 89.0 |
| 17 | *Maye | NE | 82 | 48 | 58.5% | 530 | 6.46 | 6 | 7.3% | 3 | 3.7% | 86.9 |
| 18 | Tagovailoa | MIA | 100 | 65 | 65.0% | 703 | 7.03 | 4 | 4.0% | 3 | 3.0% | 86.4 |
| 19 | K. Murray | ARI | 114 | 68 | 59.6% | 728 | 6.39 | 5 | 4.4% | 2 | 1.8% | 85.7 |
| 20 | Stroud | HOU | 153 | 90 | 58.8% | 1085 | 7.09 | 7 | 4.6% | 4 | 2.6% | 85.0 |
| 21 | D. Jones | NYG-MIN | 92 | 59 | 64.1% | 586 | 6.37 | 3 | 3.3% | 2 | 2.2% | 83.9 |
| 22 | Rodgers | NYJ | 152 | 88 | 57.9% | 1187 | 7.81 | 7 | 4.6% | 6 | 3.9% | 81.8 |
| 23 | Rush | DAL | 80 | 41 | 51.3% | 547 | 6.84 | 5 | 6.3% | 3 | 3.8% | 78.5 |
| 24 | *Ca. Williams | CHI | 150 | 86 | 57.3% | 840 | 5.60 | 5 | 3.3% | 3 | 2.0% | 76.0 |
| 25 | G. Smith | SEA | 145 | 90 | 62.1% | 1038 | 7.16 | 5 | 3.4% | 7 | 4.8% | 75.0 |
| 26 | Stafford | LAR | 120 | 66 | 55.0% | 687 | 5.73 | 4 | 3.3% | 3 | 2.5% | 72.5 |
| 27 | Young | CAR | 108 | 59 | 54.6% | 664 | 6.15 | 4 | 3.7% | 4 | 3.7% | 70.1 |
| 28 | Minschew | LV | 80 | 46 | 57.5% | 428 | 5.35 | 3 | 3.8% | 5 | 6.3% | 58.8 |

2024 NATIONAL FOOTBALL LEAGUE

NFL LEADING RUSHERS

| RANK | PLAYER | TEAM | ATT | YDS | AVG | LONG | TD |
|------|--------------------|---------|-----|------|-----|------|----|
| 1 | Barkley | PHI | 345 | 2005 | 5.8 | 72t | 13 |
| 2 | Henry | BAL | 325 | 1921 | 5.9 | 87t | 16 |
| 3 | Robinson | ATL | 304 | 1456 | 4.8 | 37t | 14 |
| 4 | Taylor | IND | 303 | 1431 | 4.7 | 70t | 11 |
| 5 | Gibbs | DET | 250 | 1412 | 5.6 | 70t | 16 |
| 6 | Jacobs | GB | 301 | 1329 | 4.4 | 38t | 15 |
| 7 | K. Williams | LAR | 316 | 1299 | 4.1 | 30 | 14 |
| 8 | Hubbard | CAR | 250 | 1195 | 4.8 | 38t | 10 |
| 9 | A. Jones | MIN | 255 | 1138 | 4.5 | 41 | 5 |
| 10 | *Irving | TB | 207 | 1122 | 5.4 | 56 | 8 |
| 11 | Conner | ARI | 236 | 1094 | 4.6 | 53 | 8 |
| 12t | Dowdle | DAL | 235 | 1079 | 4.6 | 27 | 2 |
| 12t | Pollard | TEN | 260 | 1079 | 4.2 | 41 | 5 |
| 14 | Harris | PIT | 263 | 1043 | 4.0 | 36t | 6 |
| 15 | Mixon | HOU | 245 | 1016 | 4.1 | 59 | 11 |
| 16 | Cook | BUF | 207 | 1009 | 4.9 | 65t | 16 |
| 17 | C. Brown | CIN | 229 | 990 | 4.3 | 40 | 7 |
| 18 | Swift | CHI | 253 | 959 | 3.8 | 56t | 6 |
| 19 | Kamara | NO | 228 | 950 | 4.2 | 24 | 6 |
| 20 | L. Jackson (QB) | BAL | 139 | 915 | 6.6 | 48t | 4 |
| 21 | Achane | MIA | 203 | 907 | 4.5 | 61 | 6 |
| 22 | Dobbins | LAC | 195 | 905 | 4.6 | 61 | 9 |
| 23 | *Daniels (QB) | WAS | 148 | 891 | 6.0 | 46 | 6 |
| 24 | Hall | NYJ | 209 | 876 | 4.2 | 42 | 5 |
| 25 | *Tracy | NYG | 192 | 839 | 4.4 | 45t | 5 |
| 26 | Stevenson | NE | 207 | 801 | 3.9 | 33t | 7 |
| 27 | Robinson | WAS | 187 | 799 | 4.3 | 40t | 8 |
| 28 | Mason | SF | 153 | 789 | 5.2 | 38 | 3 |
| 29 | Montgomery | DET | 185 | 775 | 4.2 | 21 | 12 |
| 30 | Bigsby | JAX | 168 | 766 | 4.6 | 65t | 7 |
| 31 | Hunt | KC | 200 | 728 | 3.6 | 20 | 7 |
| 32 | Allgeier | ATL | 137 | 644 | 4.7 | 25 | 3 |
| 33 | Hurts (QB) | PHI | 150 | 630 | 4.2 | 35 | 14 |
| 34 | White | TB | 144 | 613 | 4.3 | 56 | 3 |
| 35 | Walker | SEA | 153 | 573 | 3.7 | 28 | 7 |
| 36 | K. Murray (QB) | ARI | 78 | 572 | 7.3 | 50t | 5 |
| 37 | Charbonnet | SEA | 135 | 569 | 4.2 | 51t | 8 |
| 38 | J. Ford | CLE | 104 | 565 | 5.4 | 66 | 3 |
| 39 | Etienne | JAX | 150 | 558 | 3.7 | 22 | 2 |
| 40 | Gibson | NE | 120 | 538 | 4.5 | 45 | 1 |
| 41 | Allen (QB) | BUF | 102 | 531 | 5.2 | 30 | 12 |
| 42 | Williams | DEN | 139 | 513 | 3.7 | 20 | 4 |
| 43 | Warren | PIT | 120 | 511 | 4.3 | 22 | 1 |
| 44 | Em. Wilson | GB | 103 | 502 | 4.9 | 21t | 4 |
| 45 | Richardson (QB) | IND | 86 | 499 | 5.8 | 29 | 6 |
| 46 | McLaughlin | DEN | 113 | 496 | 4.4 | 21 | 1 |
| 47 | *Ca. Williams (QB) | CHI | 81 | 489 | 6.0 | 24 | 0 |
| 48 | Akers | HOU-MIN | 104 | 444 | 4.3 | 58 | 2 |
| 49 | *Davis | BUF | 113 | 442 | 3.9 | 23 | 3 |
| 50 | Singletary | NYG | 113 | 437 | 3.9 | 43 | 4 |

2024 NATIONAL FOOTBALL LEAGUE

NFL THIRD-AND-ONE RUSHING LEADERS

| RANK | PLAYER | TEAM | ATT | FD | PCT |
|------|-----------------|---------|-----|----|--------|
| 1t | *Allen | NYJ | 10 | 10 | 100.0% |
| 1t | D. Jones (QB) | NYG-MIN | 8 | 8 | 100.0% |
| 1t | Charbonnet | SEA | 7 | 7 | 100.0% |
| 1t | *Daniels (QB) | WAS | 7 | 7 | 100.0% |
| 1t | Darnold (QB) | MIN | 7 | 7 | 100.0% |
| 1t | C. Brown | CIN | 6 | 6 | 100.0% |
| 1t | M. Jones (QB) | JAX | 6 | 6 | 100.0% |
| 1t | R. Johnson | CHI | 5 | 5 | 100.0% |
| 1t | Em. Wilson | GB | 5 | 5 | 100.0% |
| 1t | Burrow (QB) | CIN | 4 | 4 | 100.0% |
| 1t | *Irving | TB | 4 | 4 | 100.0% |
| 1t | Stafford (QB) | LAR | 4 | 4 | 100.0% |
| 1t | Swift | CHI | 4 | 4 | 100.0% |
| 1t | Williams | NO | 4 | 4 | 100.0% |
| 15 | K. Williams | LAR | 13 | 12 | 92.3% |
| 16 | Allen (QB) | BUF | 11 | 10 | 90.9% |
| 17 | Herbert (QB) | LAC | 9 | 8 | 88.9% |
| 18 | Mixon | HOU | 8 | 7 | 87.5% |
| 19t | L. Jackson (QB) | BAL | 6 | 5 | 83.3% |
| 19t | Purdy (QB) | SF | 6 | 5 | 83.3% |
| 21t | *Nix (QB) | DEN | 11 | 9 | 81.8% |
| 21t | Robinson | WAS | 11 | 9 | 81.8% |
| 23t | Hubbard | CAR | 10 | 8 | 80.0% |
| 23t | Robinson | ATL | 10 | 8 | 80.0% |
| 23t | Dowdle | DAL | 5 | 4 | 80.0% |
| 23t | Elliott | DAL | 5 | 4 | 80.0% |
| 23t | Rudolph (QB) | TEN | 5 | 4 | 80.0% |
| 28t | Conner | ARI | 9 | 7 | 77.8% |
| 28t | Levis (QB) | TEN | 9 | 7 | 77.8% |
| 30 | Henry | BAL | 13 | 10 | 76.9% |
| 31t | Hurts (QB) | PHI | 20 | 15 | 75.0% |
| 31t | Dobbins | LAC | 8 | 6 | 75.0% |
| 33 | Hunt | KC | 11 | 8 | 72.7% |
| 34 | White | TB | 7 | 5 | 71.4% |
| 35 | Taylor | IND | 17 | 12 | 70.6% |
| 36 | Jacobs | GB | 10 | 7 | 70.0% |
| 37 | Allgeier | ATL | 13 | 9 | 69.2% |
| 38t | Achane | MIA | 6 | 4 | 66.7% |
| 38t | Pacheco | KC | 6 | 4 | 66.7% |
| 38t | *Steele | KC | 6 | 4 | 66.7% |
| 38t | Ru. Wilson (QB) | PIT | 6 | 4 | 66.7% |
| 42t | Hall | NYJ | 7 | 4 | 57.1% |
| 42t | Kamara | NO | 7 | 4 | 57.1% |
| 44t | Bigsby | JAX | 9 | 5 | 55.6% |
| 44t | Haskins | LAC | 9 | 5 | 55.6% |
| 46 | Montgomery | DET | 11 | 6 | 54.5% |
| 47 | A. Jones | MIN | 8 | 4 | 50.0% |

2024 NATIONAL FOOTBALL LEAGUE

NFL LEADERS IN RECEPTIONS

| RANK | PLAYER | TEAM | REC | YDS | AVG | LONG | TD |
|------|-----------------|--------|-----|------|------|------|----|
| 1 | Chase | CIN | 127 | 1708 | 13.4 | 70t | 17 |
| 2 | St. Brown | DET | 115 | 1263 | 11.0 | 66t | 12 |
| 3 | *Bowers (TE) | LV | 112 | 1194 | 10.7 | 57t | 5 |
| 4 | McBride (TE) | ARI | 111 | 1146 | 10.3 | 37 | 2 |
| 5 | *Nabers | NYG | 109 | 1204 | 11.0 | 59t | 7 |
| 6 | Jefferson | MIN | 103 | 1533 | 14.9 | 97t | 10 |
| 7t | Lamb | DAL | 101 | 1194 | 11.8 | 65t | 6 |
| 7t | Wilson | NYJ | 101 | 1104 | 10.9 | 42 | 7 |
| 9t | D. London | ATL | 100 | 1271 | 12.7 | 39 | 9 |
| 9t | Smith-Njigba | SEA | 100 | 1130 | 11.3 | 46 | 6 |
| 11 | D. Moore | CHI | 98 | 966 | 9.9 | 44 | 6 |
| 12 | Kelce (TE) | KC | 97 | 823 | 8.5 | 38 | 3 |
| 13 | Robinson | NYG | 93 | 699 | 7.5 | 35 | 3 |
| 14 | Jeudy | CLE | 90 | 1229 | 13.7 | 89t | 4 |
| 15 | J. Smith (TE) | MIA | 88 | 884 | 10.0 | 57t | 8 |
| 16t | *B. Thomas | JAX | 87 | 1282 | 14.7 | 85t | 10 |
| 16t | Meyers | LV | 87 | 1027 | 11.8 | 43 | 4 |
| 18 | D. Adams | LV-NYJ | 85 | 1063 | 12.5 | 71t | 8 |
| 19t | *McConkey | LAC | 82 | 1149 | 14.0 | 60t | 7 |
| 19t | McLaurin | WAS | 82 | 1096 | 13.4 | 86t | 13 |
| 21t | Sutton | DEN | 81 | 1081 | 13.3 | 47 | 8 |
| 21t | T. Hill | MIA | 81 | 959 | 11.8 | 80t | 6 |
| 23 | Nacua | LAR | 79 | 990 | 12.5 | 51 | 3 |
| 24t | Kittle (TE) | SF | 78 | 1106 | 14.2 | 43 | 8 |
| 24t | Achane (RB) | MIA | 78 | 592 | 7.6 | 39 | 6 |
| 26 | Jennings | SF | 77 | 975 | 12.7 | 45 | 6 |
| 27 | Shakir | BUF | 76 | 821 | 10.8 | 52 | 4 |
| 28t | Flowers | BAL | 74 | 1059 | 14.3 | 53t | 4 |
| 28t | Evans | TB | 74 | 1004 | 13.6 | 57t | 11 |
| 30 | Higgins | CIN | 73 | 911 | 12.5 | 42t | 10 |
| 31 | Downs | IND | 72 | 803 | 11.2 | 69t | 5 |
| 32 | Allen | CHI | 70 | 744 | 10.6 | 45t | 7 |
| 33 | Pittman | IND | 69 | 808 | 11.7 | 33 | 3 |
| 34t | Collins | HOU | 68 | 1006 | 14.8 | 67t | 7 |
| 34t | D. Smith | PHI | 68 | 833 | 12.3 | 49 | 8 |
| 34t | Kamara (RB) | NO | 68 | 543 | 8.0 | 57t | 2 |
| 37t | A. Brown | PHI | 67 | 1079 | 16.1 | 67t | 7 |
| 37t | Kupp | LAR | 67 | 710 | 10.6 | 69t | 6 |
| 39t | Metcalfe | SEA | 66 | 992 | 15.0 | 71t | 5 |
| 39t | Henry (TE) | NE | 66 | 674 | 10.2 | 35 | 2 |
| 39t | Ertz (TE) | WAS | 66 | 654 | 9.9 | 37 | 7 |
| 39t | Douglas | NE | 66 | 621 | 9.4 | 36t | 3 |
| 43t | Gesicki (TE) | CIN | 65 | 665 | 10.2 | 47t | 2 |
| 43t | Freiermuth (TE) | PIT | 65 | 653 | 10.0 | 30 | 7 |
| 45t | Ridley | TEN | 64 | 1017 | 15.9 | 63 | 4 |
| 45t | Mooney | ATL | 64 | 992 | 15.5 | 49 | 5 |
| 45t | Njoku (TE) | CLE | 64 | 505 | 7.9 | 29 | 5 |
| 48 | Addison | MIN | 63 | 875 | 13.9 | 69 | 9 |
| 49t | *Harrison | ARI | 62 | 885 | 14.3 | 60t | 8 |
| 49t | McCloud | ATL | 62 | 686 | 11.1 | 60 | 1 |

2024 NATIONAL FOOTBALL LEAGUE

NFL RECEIVING YARDAGE LEADERS

| RANK | PLAYER | TEAM | YDS | REC | AVG | LONG | TD |
|------|---------------|--------|------|-----|------|------|----|
| 1 | Chase | CIN | 1708 | 127 | 13.4 | 70t | 17 |
| 2 | Jefferson | MIN | 1533 | 103 | 14.9 | 97t | 10 |
| 3 | *B. Thomas | JAX | 1282 | 87 | 14.7 | 85t | 10 |
| 4 | D. London | ATL | 1271 | 100 | 12.7 | 39 | 9 |
| 5 | St. Brown | DET | 1263 | 115 | 11.0 | 66t | 12 |
| 6 | Jeudy | CLE | 1229 | 90 | 13.7 | 89t | 4 |
| 7 | *Nabers | NYG | 1204 | 109 | 11.0 | 59t | 7 |
| 8t | *Bowers (TE) | LV | 1194 | 112 | 10.7 | 57t | 5 |
| 8t | Lamb | DAL | 1194 | 101 | 11.8 | 65t | 6 |
| 10 | *McConkey | LAC | 1149 | 82 | 14.0 | 60t | 7 |
| 11 | McBride (TE) | ARI | 1146 | 111 | 10.3 | 37 | 2 |
| 12 | Smith-Njigba | SEA | 1130 | 100 | 11.3 | 46 | 6 |
| 13 | Kittle (TE) | SF | 1106 | 78 | 14.2 | 43 | 8 |
| 14 | Wilson | NYJ | 1104 | 101 | 10.9 | 42 | 7 |
| 15 | McLaurin | WAS | 1096 | 82 | 13.4 | 86t | 13 |
| 16 | Sutton | DEN | 1081 | 81 | 13.3 | 47 | 8 |
| 17 | A. Brown | PHI | 1079 | 67 | 16.1 | 67t | 7 |
| 18 | D. Adams | LV-NYJ | 1063 | 85 | 12.5 | 71t | 8 |
| 19 | Flowers | BAL | 1059 | 74 | 14.3 | 53t | 4 |
| 20 | Meyers | LV | 1027 | 87 | 11.8 | 43 | 4 |
| 21 | Ridley | TEN | 1017 | 64 | 15.9 | 63 | 4 |
| 22 | Collins | HOU | 1006 | 68 | 14.8 | 67t | 7 |
| 23 | Evans | TB | 1004 | 74 | 13.6 | 57t | 11 |
| 24 | Ja. Williams | DET | 1001 | 58 | 17.3 | 82t | 7 |
| 25t | Metcalfe | SEA | 992 | 66 | 15.0 | 71t | 5 |
| 25t | Mooney | ATL | 992 | 64 | 15.5 | 49 | 5 |
| 27 | Nacua | LAR | 990 | 79 | 12.5 | 51 | 3 |
| 28 | Jennings | SF | 975 | 77 | 12.7 | 45 | 6 |
| 29 | D. Moore | CHI | 966 | 98 | 9.9 | 44 | 6 |
| 30 | T. Hill | MIA | 959 | 81 | 11.8 | 80t | 6 |
| 31 | Higgins | CIN | 911 | 73 | 12.5 | 42t | 10 |
| 32 | Pickens | PIT | 900 | 59 | 15.3 | 44 | 3 |
| 33 | *Harrison | ARI | 885 | 62 | 14.3 | 60t | 8 |
| 34 | J. Smith (TE) | MIA | 884 | 88 | 10.0 | 57t | 8 |
| 35 | Addison | MIN | 875 | 63 | 13.9 | 69 | 9 |
| 36 | Reed | GB | 857 | 55 | 15.6 | 70t | 6 |
| 37 | D. Smith | PHI | 833 | 68 | 12.3 | 49 | 8 |
| 38 | Pierce | IND | 824 | 37 | 22.3 | 65t | 7 |
| 39 | Kelce (TE) | KC | 823 | 97 | 8.5 | 38 | 3 |
| 40 | Shakir | BUF | 821 | 76 | 10.8 | 52 | 4 |
| 41 | Pittman | IND | 808 | 69 | 11.7 | 33 | 3 |
| 42 | Downs | IND | 803 | 72 | 11.2 | 69t | 5 |
| 43 | Bateman | BAL | 756 | 45 | 16.8 | 59 | 9 |
| 44t | Allen | CHI | 744 | 70 | 10.6 | 45t | 7 |
| 44t | Waddle | MIA | 744 | 58 | 12.8 | 63 | 2 |
| 46 | *Odunze | CHI | 734 | 54 | 13.6 | 47 | 3 |
| 47 | LaPorta (TE) | DET | 726 | 60 | 12.1 | 52t | 7 |
| 48 | Johnston | LAC | 711 | 55 | 12.9 | 66t | 8 |
| 49 | Kupp | LAR | 710 | 67 | 10.6 | 69t | 6 |
| 50 | Kraft (TE) | GB | 707 | 50 | 14.1 | 67 | 7 |

2024 NATIONAL FOOTBALL LEAGUE

NFL THIRD-DOWN RECEIVING LEADERS

| RANK | PLAYER | TEAM | REC | YDS | AVG | LONG | TD |
|------|-----------------|--------|-----|-----|------|------|----|
| 1 | Robinson | NYG | 34 | 304 | 8.9 | 35 | 2 |
| 2 | St. Brown | DET | 31 | 412 | 13.3 | 66t | 5 |
| 3 | Sutton | DEN | 30 | 452 | 15.1 | 33 | 3 |
| 4 | Wilson | NYJ | 26 | 300 | 11.5 | 26t | 3 |
| 5t | *Bowers (TE) | LV | 25 | 302 | 12.1 | 29 | 2 |
| 5t | Jennings | SF | 25 | 256 | 10.2 | 31t | 3 |
| 5t | Kelce (TE) | KC | 25 | 254 | 10.2 | 38 | 1 |
| 8t | *Nabers | NYG | 24 | 342 | 14.3 | 45t | 4 |
| 8t | Smith-Njigba | SEA | 24 | 285 | 11.9 | 25 | 1 |
| 10 | Pickens | PIT | 23 | 303 | 13.2 | 37 | 0 |
| 11t | Shakir | BUF | 22 | 348 | 15.8 | 52 | 2 |
| 11t | Meyers | LV | 22 | 273 | 12.4 | 43 | 0 |
| 11t | Kittle (TE) | SF | 22 | 253 | 11.5 | 41 | 5 |
| 14t | Jefferson | MIN | 21 | 357 | 17.0 | 52t | 5 |
| 14t | McLaurin | WAS | 21 | 353 | 16.8 | 66 | 5 |
| 14t | Collins | HOU | 21 | 297 | 14.1 | 34 | 4 |
| 14t | Chase | CIN | 21 | 257 | 12.2 | 63t | 2 |
| 14t | D. London | ATL | 21 | 256 | 12.2 | 21t | 4 |
| 14t | Henry (TE) | NE | 21 | 242 | 11.5 | 32 | 1 |
| 14t | *McConkey | LAC | 21 | 235 | 11.2 | 19 | 2 |
| 14t | D. Moore | CHI | 21 | 218 | 10.4 | 31t | 2 |
| 22t | Higgins | CIN | 20 | 312 | 15.6 | 38t | 4 |
| 22t | Lamb | DAL | 20 | 261 | 13.1 | 52 | 1 |
| 22t | Downs | IND | 20 | 260 | 13.0 | 31 | 2 |
| 22t | McBride (TE) | ARI | 20 | 240 | 12.0 | 29 | 0 |
| 22t | Moore | CLE | 20 | 206 | 10.3 | 44 | 0 |
| 27t | Jeudy | CLE | 19 | 253 | 13.3 | 35t | 1 |
| 27t | J. Smith (TE) | MIA | 19 | 185 | 9.7 | 33 | 2 |
| 29t | A. Brown | PHI | 18 | 273 | 15.2 | 28 | 3 |
| 29t | Dell | HOU | 18 | 216 | 12.0 | 31 | 0 |
| 29t | Gesicki (TE) | CIN | 18 | 212 | 11.8 | 47t | 1 |
| 29t | T. Hill | MIA | 18 | 211 | 11.7 | 30 | 2 |
| 29t | Freiermuth (TE) | PIT | 18 | 205 | 11.4 | 22 | 3 |
| 29t | Allen | CHI | 18 | 183 | 10.2 | 25 | 1 |
| 35t | D. Adams | LV-NYJ | 17 | 315 | 18.5 | 43 | 1 |
| 35t | Mooney | ATL | 17 | 275 | 16.2 | 49 | 2 |
| 35t | Doubs | GB | 17 | 252 | 14.8 | 39 | 3 |
| 35t | Johnston | LAC | 17 | 242 | 14.2 | 66t | 5 |
| 35t | McCloud | ATL | 17 | 226 | 13.3 | 42 | 0 |
| 35t | Nacua | LAR | 17 | 195 | 11.5 | 21 | 1 |
| 35t | Douglas | NE | 17 | 175 | 10.3 | 35t | 1 |
| 42t | Ridley | TEN | 16 | 330 | 20.6 | 63 | 1 |
| 42t | *B. Thomas | JAX | 16 | 285 | 17.8 | 62t | 5 |
| 42t | Metcalf | SEA | 16 | 251 | 15.7 | 31t | 2 |
| 42t | Godwin | TB | 16 | 197 | 12.3 | 24 | 0 |
| 42t | Otton (TE) | TB | 16 | 164 | 10.3 | 29 | 2 |
| 42t | Kupp | LAR | 16 | 140 | 8.8 | 27 | 1 |
| 48t | Evans | TB | 15 | 220 | 14.7 | 35t | 2 |
| 48t | Bateman | BAL | 15 | 171 | 11.4 | 24 | 3 |
| 48t | Andrews (TE) | BAL | 15 | 168 | 11.2 | 23 | 4 |
| 48t | Hill (RB) | BAL | 15 | 168 | 11.2 | 24 | 0 |
| 48t | Addison | MIN | 15 | 158 | 10.5 | 25 | 1 |
| 48t | Williams (RB) | DEN | 15 | 122 | 8.1 | 34 | 0 |

2024 NATIONAL FOOTBALL LEAGUE

NFL LEADING SCORERS (NON-KICKING)

| RANK | PLAYER | TEAM | POS | TOUCHDOWNS | | | | X2 | PTS |
|------|------------------|--------|-----|------------|------|-----|-----|----|-----|
| | | | | TOTAL | RUSH | REC | RET | | |
| 1 | Gibbs | DET | RB | 20 | 16 | 4 | 0 | 0 | 120 |
| 2t | Cook | BUF | RB | 18 | 16 | 2 | 0 | 0 | 108 |
| 2t | Henry | BAL | RB | 18 | 16 | 2 | 0 | 0 | 108 |
| 4 | Chase | CIN | WR | 17 | 0 | 17 | 0 | 0 | 102 |
| 5t | Barkley | PHI | RB | 15 | 13 | 2 | 0 | 3 | 96 |
| 5t | Jacobs | GB | RB | 16 | 15 | 1 | 0 | 0 | 96 |
| 5t | K. Williams | LAR | RB | 16 | 14 | 2 | 0 | 0 | 96 |
| 8 | Robinson | ATL | RB | 15 | 14 | 1 | 0 | 1 | 92 |
| 9 | Hurts | PHI | QB | 14 | 14 | 0 | 0 | 0 | 84 |
| 10t | Allen | BUF | QB | 13 | 12 | 1 | 0 | 0 | 78 |
| 10t | McLaurin | WAS | WR | 13 | 0 | 13 | 0 | 0 | 78 |
| 12t | Achane | MIA | RB | 12 | 6 | 6 | 0 | 0 | 72 |
| 12t | Mixon | HOU | RB | 12 | 11 | 1 | 0 | 0 | 72 |
| 12t | Montgomery | DET | RB | 12 | 12 | 0 | 0 | 0 | 72 |
| 12t | St. Brown | DET | WR | 12 | 0 | 12 | 0 | 0 | 72 |
| 12t | Taylor | IND | RB | 12 | 11 | 1 | 0 | 0 | 72 |
| 17t | C. Brown | CIN | RB | 11 | 7 | 4 | 0 | 1 | 68 |
| 17t | Hubbard | CAR | RB | 11 | 10 | 1 | 0 | 1 | 68 |
| 19t | Andrews | BAL | TE | 11 | 0 | 11 | 0 | 0 | 66 |
| 19t | Evans | TB | WR | 11 | 0 | 11 | 0 | 0 | 66 |
| 21 | *B. Thomas | JAX | WR | 10 | 0 | 10 | 0 | 2 | 64 |
| 22t | Addison | MIN | WR | 10 | 1 | 9 | 0 | 0 | 60 |
| 22t | Higgins | CIN | WR | 10 | 0 | 10 | 0 | 0 | 60 |
| 22t | Jefferson | MIN | WR | 10 | 0 | 10 | 0 | 0 | 60 |
| 25 | Conner | ARI | RB | 9 | 8 | 1 | 0 | 2 | 58 |
| 26t | Bateman | BAL | WR | 9 | 0 | 9 | 0 | 0 | 54 |
| 26t | Charbonnet | SEA | RB | 9 | 8 | 1 | 0 | 0 | 54 |
| 26t | Dobbins | LAC | RB | 9 | 9 | 0 | 0 | 0 | 54 |
| 26t | D. London | ATL | WR | 9 | 0 | 9 | 0 | 0 | 54 |
| 26t | Westbrook-Ikhine | TEN | WR | 9 | 0 | 9 | 0 | 0 | 54 |
| 26t | White | TB | RB | 9 | 3 | 6 | 0 | 0 | 54 |
| 26t | *Worthy | KC | WR | 9 | 3 | 6 | 0 | 0 | 54 |
| 33t | Hall | NYJ | RB | 8 | 5 | 3 | 0 | 2 | 52 |
| 33t | Stevenson | NE | RB | 8 | 7 | 1 | 0 | 2 | 52 |
| 35 | D. Adams | LV-NYJ | WR | 8 | 0 | 8 | 0 | 1 | 50 |
| 36t | *Harrison | ARI | WR | 8 | 0 | 8 | 0 | 0 | 48 |
| 36t | *Irving | TB | RB | 8 | 8 | 0 | 0 | 0 | 48 |
| 36t | Johnston | LAC | WR | 8 | 0 | 8 | 0 | 0 | 48 |
| 36t | Kamara | NO | RB | 8 | 6 | 2 | 0 | 0 | 48 |
| 36t | Kittle | SF | TE | 8 | 0 | 8 | 0 | 0 | 48 |
| 36t | *McMillan | TB | WR | 8 | 0 | 8 | 0 | 0 | 48 |
| 36t | Robinson | WAS | RB | 8 | 8 | 0 | 0 | 0 | 48 |
| 36t | D. Smith | PHI | WR | 8 | 0 | 8 | 0 | 0 | 48 |
| 36t | J. Smith | MIA | TE | 8 | 0 | 8 | 0 | 0 | 48 |
| 36t | Sutton | DEN | WR | 8 | 0 | 8 | 0 | 0 | 48 |
| 36t | Walker | SEA | RB | 8 | 7 | 1 | 0 | 0 | 48 |

2024 NATIONAL FOOTBALL LEAGUE

NFL LEADING SCORERS (NON-KICKING)

| RANK | PLAYER | TEAM | POS | TOUCHDOWNS | | | | X2 | PTS |
|------|--------------|------|-----|------------|------|-----|-----|----|-----|
| | | | | TOTAL | RUSH | REC | RET | | |
| 36t | Ja. Williams | DET | WR | 8 | 1 | 7 | 0 | 0 | 48 |
| 48 | Ertz | WAS | TE | 7 | 0 | 7 | 0 | 2 | 46 |
| 49t | Kraft | GB | TE | 7 | 0 | 7 | 0 | 1 | 44 |
| 49t | *McConkey | LAC | WR | 7 | 0 | 7 | 0 | 1 | 44 |
| 49t | *Nabers | NYG | WR | 7 | 0 | 7 | 0 | 1 | 44 |
| 49t | Wilson | NYJ | WR | 7 | 0 | 7 | 0 | 1 | 44 |

2024 NATIONAL FOOTBALL LEAGUE

NFL LEADING SCORERS (KICKING)

| RANK | PLAYER | TEAM | PAT | FG | FG% | LONG | PTS |
|------|------------|-----------------|-------|-------|--------|------|-----|
| 1 | Boswell | PIT | 35/35 | 41/44 | 93.2% | 57 | 158 |
| 2t | Aubrey | DAL | 30/30 | 40/47 | 85.1% | 65 | 150 |
| 2t | Dicker | LAC | 33/36 | 39/42 | 92.9% | 59 | 150 |
| 4 | McLaughlin | TB | 54/56 | 30/32 | 93.8% | 56 | 144 |
| 5t | Bates | DET | 64/67 | 26/29 | 89.7% | 58 | 142 |
| 5t | Fairbairn | HOU | 34/36 | 36/42 | 85.7% | 59 | 142 |
| 7 | Lutz | DEN | 46/46 | 31/34 | 91.2% | 55 | 139 |
| 8 | Sanders | MIA | 26/28 | 37/41 | 90.2% | 57 | 137 |
| 9t | Bass | BUF | 59/64 | 24/29 | 82.8% | 61 | 131 |
| 9t | Elliott | PHI | 47/48 | 28/36 | 77.8% | 50 | 131 |
| 11t | Gay | IND | 33/33 | 31/37 | 83.8% | 56 | 126 |
| 11t | Tucker | BAL | 60/62 | 22/30 | 73.3% | 56 | 126 |
| 13 | Carlson | LV | 23/25 | 34/40 | 85.0% | 54 | 125 |
| 14 | *Karty | LAR | 32/36 | 29/34 | 85.3% | 58 | 119 |
| 15 | Myers | SEA | 37/40 | 26/30 | 86.7% | 59 | 115 |
| 16 | Grupe | NO | 31/33 | 27/31 | 87.1% | 57 | 112 |
| 17t | *Reichard | MIN | 38/38 | 24/30 | 80.0% | 58 | 110 |
| 17t | Ryland | ARI | 26/27 | 28/32 | 87.5% | 58 | 110 |
| 19 | *C. Little | JAX | 27/27 | 27/29 | 93.1% | 59 | 108 |
| 20 | Moody | SF | 32/33 | 24/34 | 70.6% | 53 | 104 |
| 21t | Seibert | WAS | 22/24 | 27/30 | 90.0% | 55 | 103 |
| 21t | Slye | NE | 25/26 | 26/33 | 78.8% | 63 | 103 |
| 23 | Koo | ATL | 26/26 | 25/34 | 73.5% | 58 | 101 |
| 24 | Pineiro | CAR | 33/35 | 22/26 | 84.6% | 53 | 99 |
| 25 | Butker | KC | 29/31 | 21/25 | 84.0% | 53 | 92 |
| 26 | McManus | GB | 30/30 | 20/21 | 95.2% | 55 | 90 |
| 27t | Folk | TEN | 25/25 | 21/22 | 95.5% | 56 | 88 |
| 27t | Santos | CHI | 25/26 | 21/25 | 84.0% | 54 | 88 |
| 29 | McPherson | CIN | 37/38 | 16/22 | 72.7% | 56 | 85 |
| 30 | Hopkins | CLE | 17/20 | 18/27 | 66.7% | 56 | 71 |
| 31 | Joseph | DET-NYG-WAS-NYJ | 11/11 | 16/20 | 80.0% | 52 | 59 |
| 32 | *Narveson | GB-TEN | 18/18 | 12/18 | 66.7% | 47 | 54 |
| 33t | Carlson | SF-NYJ | 12/15 | 13/15 | 86.7% | 58 | 51 |
| 33t | Wright | SF-KC-TEN | 6/6 | 15/16 | 93.8% | 50 | 51 |
| 35 | York | WAS-CIN | 16/17 | 9/13 | 69.2% | 59 | 43 |
| 36 | Gano | NYG | 15/15 | 9/11 | 81.8% | 53 | 42 |
| 37t | Romo | MIN-NE | 7/8 | 11/12 | 91.7% | 55 | 40 |
| 37t | Zuerlein | NYJ | 13/14 | 9/15 | 60.0% | 40 | 40 |
| 39 | Gonzalez | WAS | 19/19 | 5/7 | 71.4% | 48 | 34 |
| 40t | Patterson | NYJ-CLE-ATL | 16/16 | 4/7 | 57.1% | 52 | 28 |
| 40t | Prater | ARI | 10/10 | 6/6 | 100.0% | 57 | 28 |
| 42 | *Shrader | IND-NYJ-KC | 9/9 | 5/5 | 100.0% | 45 | 24 |
| 43 | *McAtamney | NYG | 1/1 | 1/1 | 100.0% | 31 | 4 |
| 44 | Wishnowsky | SF | 0/0 | 1/1 | 100.0% | 26 | 3 |
| 45 | Gillan | NYG | 0/1 | 0/0 | --- | --- | 0 |

2024 NATIONAL FOOTBALL LEAGUE

2024 NATIONAL FOOTBALL LEAGUE

NFL TOUCHBACKS ON KICKOFFS

| RANK | PLAYER | TEAM | TB |
|------|------------|-----------------|----|
| 1 | Bates | DET | 85 |
| 2 | Bass | BUF | 75 |
| 3 | Lutz | DEN | 70 |
| 4t | Gay | IND | 68 |
| 4t | Tucker | BAL | 68 |
| 6t | Evans | LAR | 66 |
| 6t | Sanders | MIA | 66 |
| 8t | Dicker | LAC | 65 |
| 8t | C. Little | JAX | 65 |
| 10 | Reichard | MIN | 62 |
| 11t | Mann | PHI | 57 |
| 11t | Pinion | ATL | 57 |
| 13t | McPherson | CIN | 54 |
| 13t | Ryland | ARI | 54 |
| 15 | Carlson | LV | 51 |
| 16t | Boswell | PIT | 49 |
| 16t | Butker | KC | 49 |
| 16t | Moody | SF | 49 |
| 19t | Myers | SEA | 46 |
| 19t | Slye | NE | 46 |
| 21 | Aubrey | DAL | 43 |
| 22 | Fairbairn | HOU | 42 |
| 23t | Gill | TB | 38 |
| 23t | Santos | CHI | 38 |
| 25 | Folk | TEN | 37 |
| 26 | Hopkins | CLE | 36 |
| 27 | Pineiro | CAR | 32 |
| 28 | Zuerlein | NYJ | 28 |
| 29 | McManus | GB | 27 |
| 30t | Gano | NYG | 24 |
| 30t | Joseph | DET-NYG-WAS-NYJ | 24 |
| 32t | Grupe | NO | 21 |
| 32t | York | WAS-CIN | 21 |
| 34t | Browning | TB | 19 |
| 34t | Romo | MIN-NE | 19 |
| 36t | Camarda | TB | 18 |
| 36t | Narveson | GB-TEN | 18 |
| 38t | Prater | ARI | 17 |
| 38t | Shrader | IND-NYJ-KC | 17 |
| 40 | Seibert | WAS | 14 |
| 41 | Carlson | SF-NYJ | 13 |
| 42 | Gonzalez | WAS | 10 |
| 43 | Elliott | PHI | 9 |
| 44 | Stout | BAL | 8 |
| 45t | Karty | LAR | 5 |
| 45t | Koo | ATL | 5 |
| 45t | McLaughlin | TB | 5 |
| 48 | McAtamney | NYG | 4 |

2024 NATIONAL FOOTBALL LEAGUE

NFL TOUCHBACKS ON KICKOFFS

| RANK | PLAYER | TEAM | TB |
|------|-----------|-------------|----|
| 49 | Wright | SF-KC-TEN | 3 |
| 50t | Gillan | NYG | 2 |
| 50t | Patterson | NYJ-CLE-ATL | 2 |
| 52t | Morstead | NYJ | 1 |
| 52t | Reid | KC | 1 |

2024 NATIONAL FOOTBALL LEAGUE

NFL MOST YARDS FROM SCRIMMAGE

| RANK | PLAYER | TEAM | POS | TOTAL | | | RUSHING | | | RECEIVING | | |
|------|--------------|--------|-----|-------|-------|------|---------|-----|------|-----------|-----|------|
| | | | | YDS | PLAYS | AVG | YDS | ATT | AVG | YDS | ATT | AVG |
| 1 | Barkley | PHI | RB | 2283 | 378 | 6.0 | 2005 | 345 | 5.8 | 278 | 33 | 8.4 |
| 2 | Henry | BAL | RB | 2114 | 344 | 6.1 | 1921 | 325 | 5.9 | 193 | 19 | 10.2 |
| 3 | Gibbs | DET | RB | 1929 | 302 | 6.4 | 1412 | 250 | 5.6 | 517 | 52 | 9.9 |
| 4 | Robinson | ATL | RB | 1887 | 365 | 5.2 | 1456 | 304 | 4.8 | 431 | 61 | 7.1 |
| 5 | Chase | CIN | WR | 1740 | 130 | 13.4 | 32 | 3 | 10.7 | 1708 | 127 | 13.4 |
| 6 | Jacobs | GB | RB | 1671 | 337 | 5.0 | 1329 | 301 | 4.4 | 342 | 36 | 9.5 |
| 7 | Taylor | IND | RB | 1567 | 321 | 4.9 | 1431 | 303 | 4.7 | 136 | 18 | 7.6 |
| 8 | A. Jones | MIN | RB | 1546 | 306 | 5.1 | 1138 | 255 | 4.5 | 408 | 51 | 8.0 |
| 9 | Jefferson | MIN | WR | 1536 | 104 | 14.8 | 3 | 1 | 3.0 | 1533 | 103 | 14.9 |
| 10 | *Irving | TB | RB | 1514 | 254 | 6.0 | 1122 | 207 | 5.4 | 392 | 47 | 8.3 |
| 11 | Conner | ARI | RB | 1508 | 283 | 5.3 | 1094 | 236 | 4.6 | 414 | 47 | 8.8 |
| 12 | Achane | MIA | RB | 1499 | 281 | 5.3 | 907 | 203 | 4.5 | 592 | 78 | 7.6 |
| 13 | Kamara | NO | RB | 1493 | 296 | 5.0 | 950 | 228 | 4.2 | 543 | 68 | 8.0 |
| 14 | K. Williams | LAR | RB | 1481 | 350 | 4.2 | 1299 | 316 | 4.1 | 182 | 34 | 5.4 |
| 15 | Hubbard | CAR | RB | 1366 | 293 | 4.7 | 1195 | 250 | 4.8 | 171 | 43 | 4.0 |
| 16 | Hall | NYJ | RB | 1359 | 266 | 5.1 | 876 | 209 | 4.2 | 483 | 57 | 8.5 |
| 17 | C. Brown | CIN | RB | 1350 | 283 | 4.8 | 990 | 229 | 4.3 | 360 | 54 | 6.7 |
| 18 | Swift | CHI | RB | 1345 | 295 | 4.6 | 959 | 253 | 3.8 | 386 | 42 | 9.2 |
| 19 | *B. Thomas | JAX | WR | 1330 | 93 | 14.3 | 48 | 6 | 8.0 | 1282 | 87 | 14.7 |
| 20 | Dowdle | DAL | RB | 1328 | 274 | 4.8 | 1079 | 235 | 4.6 | 249 | 39 | 6.4 |
| 21 | Harris | PIT | RB | 1326 | 299 | 4.4 | 1043 | 263 | 4.0 | 283 | 36 | 7.9 |
| 22 | Mixon | HOU | RB | 1325 | 281 | 4.7 | 1016 | 245 | 4.1 | 309 | 36 | 8.6 |
| 23 | Pollard | TEN | RB | 1317 | 301 | 4.4 | 1079 | 260 | 4.2 | 238 | 41 | 5.8 |
| 24 | St. Brown | DET | WR | 1269 | 117 | 10.8 | 6 | 2 | 3.0 | 1263 | 115 | 11.0 |
| 25 | D. London | ATL | WR | 1268 | 101 | 12.6 | -3 | 1 | -3.0 | 1271 | 100 | 12.7 |
| 26 | Cook | BUF | RB | 1267 | 239 | 5.3 | 1009 | 207 | 4.9 | 258 | 32 | 8.1 |
| 27 | Lamb | DAL | WR | 1264 | 115 | 11.0 | 70 | 14 | 5.0 | 1194 | 101 | 11.8 |
| 28 | Jeudy | CLE | WR | 1229 | 90 | 13.7 | 0 | 0 | --- | 1229 | 90 | 13.7 |
| 29 | *Bowers | LV | TE | 1207 | 117 | 10.3 | 13 | 5 | 2.6 | 1194 | 112 | 10.7 |
| 30 | *Nabers | NYG | WR | 1206 | 114 | 10.6 | 2 | 5 | 0.4 | 1204 | 109 | 11.0 |
| 31 | Smith-Njigba | SEA | WR | 1156 | 105 | 11.0 | 26 | 5 | 5.2 | 1130 | 100 | 11.3 |
| 32 | *McConkey | LAC | WR | 1149 | 82 | 14.0 | 0 | 0 | --- | 1149 | 82 | 14.0 |
| 33 | McBride | ARI | TE | 1148 | 112 | 10.3 | 2 | 1 | 2.0 | 1146 | 111 | 10.3 |
| 34 | *Tracy | NYG | RB | 1123 | 230 | 4.9 | 839 | 192 | 4.4 | 284 | 38 | 7.5 |
| 35 | Montgomery | DET | RB | 1116 | 221 | 5.0 | 775 | 185 | 4.2 | 341 | 36 | 9.5 |
| 36 | Flowers | BAL | WR | 1115 | 83 | 13.4 | 56 | 9 | 6.2 | 1059 | 74 | 14.3 |
| 37 | Wilson | NYJ | WR | 1109 | 103 | 10.8 | 5 | 2 | 2.5 | 1104 | 101 | 10.9 |
| 38 | Kittle | SF | TE | 1106 | 78 | 14.2 | 0 | 0 | --- | 1106 | 78 | 14.2 |
| 39 | McLaurin | WAS | WR | 1098 | 84 | 13.1 | 2 | 2 | 1.0 | 1096 | 82 | 13.4 |
| 40 | Sutton | DEN | WR | 1081 | 81 | 13.3 | 0 | 0 | --- | 1081 | 81 | 13.3 |
| 41 | A. Brown | PHI | WR | 1079 | 67 | 16.1 | 0 | 0 | --- | 1079 | 67 | 16.1 |
| 42 | Ridley | TEN | WR | 1072 | 72 | 14.9 | 55 | 8 | 6.9 | 1017 | 64 | 15.9 |
| 43 | D. Adams | LV-NYJ | WR | 1063 | 85 | 12.5 | 0 | 0 | --- | 1063 | 85 | 12.5 |
| 44 | Ja. Williams | DET | WR | 1062 | 69 | 15.4 | 61 | 11 | 5.5 | 1001 | 58 | 17.3 |
| 45 | Dobbins | LAC | RB | 1058 | 227 | 4.7 | 905 | 195 | 4.6 | 153 | 32 | 4.8 |
| 46 | Meyers | LV | WR | 1050 | 89 | 11.8 | 23 | 2 | 11.5 | 1027 | 87 | 11.8 |
| 47 | D. Moore | CHI | WR | 1041 | 112 | 9.3 | 75 | 14 | 5.4 | 966 | 98 | 9.9 |
| 48 | Nacua | LAR | WR | 1036 | 90 | 11.5 | 46 | 11 | 4.2 | 990 | 79 | 12.5 |
| 49 | Reed | GB | WR | 1020 | 75 | 13.6 | 163 | 20 | 8.2 | 857 | 55 | 15.6 |
| 50 | T. Hill | MIA | WR | 1012 | 89 | 11.4 | 53 | 8 | 6.6 | 959 | 81 | 11.8 |

2024 NATIONAL FOOTBALL LEAGUE

NFL LEADERS IN FIRST DOWNS

| RANK | PLAYER | TEAM | POS | TOTAL | RUSH | REC |
|------|--------------|------|-----|-------|------|-----|
| 1 | Henry | BAL | RB | 104 | 93 | 11 |
| 2 | Robinson | ATL | RB | 102 | 82 | 20 |
| 3 | Gibbs | DET | RB | 96 | 70 | 26 |
| 4 | Barkley | PHI | RB | 94 | 82 | 12 |
| 5 | K. Williams | LAR | RB | 91 | 85 | 6 |
| 6 | Jacobs | GB | RB | 88 | 73 | 15 |
| 7 | Conner | ARI | RB | 83 | 66 | 17 |
| 8 | Taylor | IND | RB | 78 | 71 | 7 |
| 9 | Chase | CIN | WR | 77 | 2 | 75 |
| 10t | C. Brown | CIN | RB | 72 | 49 | 23 |
| 10t | Hubbard | CAR | RB | 72 | 62 | 10 |
| 10t | St. Brown | DET | WR | 72 | 1 | 71 |
| 13 | Kamara | NO | RB | 70 | 52 | 18 |
| 14 | A. Jones | MIN | RB | 69 | 49 | 20 |
| 15 | *Irving | TB | RB | 68 | 52 | 16 |
| 16t | Achane | MIA | RB | 67 | 37 | 30 |
| 16t | D. London | ATL | WR | 67 | 0 | 67 |
| 18t | Dowdle | DAL | RB | 66 | 53 | 13 |
| 18t | Montgomery | DET | RB | 66 | 50 | 16 |
| 20t | McBride | ARI | TE | 64 | 1 | 63 |
| 20t | Mixon | HOU | RB | 64 | 52 | 12 |
| 22t | *Bowers | LV | TE | 63 | 2 | 61 |
| 22t | Harris | PIT | RB | 63 | 50 | 13 |
| 24t | Cook | BUF | RB | 62 | 48 | 14 |
| 24t | Hurts | PHI | QB | 62 | 62 | 0 |
| 24t | Jefferson | MIN | WR | 62 | 0 | 62 |
| 24t | Pollard | TEN | RB | 62 | 53 | 9 |
| 28 | Wilson | NYJ | WR | 61 | 1 | 60 |
| 29 | Lamb | DAL | WR | 58 | 4 | 54 |
| 30t | Jeudy | CLE | WR | 57 | 0 | 57 |
| 30t | Sutton | DEN | WR | 57 | 0 | 57 |
| 32t | T. Hill | MIA | WR | 56 | 2 | 54 |
| 32t | McLaurin | WAS | WR | 56 | 0 | 56 |
| 32t | *Nabers | NYG | WR | 56 | 1 | 55 |
| 32t | Smith-Njigba | SEA | WR | 56 | 1 | 55 |
| 32t | *B. Thomas | JAX | WR | 56 | 3 | 53 |
| 37t | *Daniels | WAS | QB | 55 | 55 | 0 |
| 37t | Hall | NYJ | RB | 55 | 40 | 15 |
| 37t | J. Smith | MIA | TE | 55 | 0 | 55 |
| 37t | Swift | CHI | RB | 55 | 43 | 12 |
| 41t | Dobbins | LAC | RB | 53 | 47 | 6 |
| 41t | Evans | TB | WR | 53 | 0 | 53 |
| 41t | Meyers | LV | WR | 53 | 1 | 52 |
| 41t | White | TB | RB | 53 | 35 | 18 |
| 45t | Allen | BUF | QB | 52 | 51 | 1 |
| 45t | Hunt | KC | RB | 52 | 42 | 10 |
| 45t | *McConkey | LAC | WR | 52 | 0 | 52 |
| 45t | *Tracy | NYG | RB | 52 | 39 | 13 |
| 49t | A. Brown | PHI | WR | 51 | 0 | 51 |
| 49t | Robinson | WAS | RB | 51 | 47 | 4 |

2024 NATIONAL FOOTBALL LEAGUE

NFL PUNTING YARDS LEADERS

| RANK | PLAYER | TEAM | POS | PUNTS | YARDS | LONG | AVG | TB | BLK | DWN | OB | RETURNS | | IN20 | NET AVG |
|------|------------|------|-----|-------|-------|------|------|----|-----|-----|----|---------|-----|------|---------|
| | | | | | | | | | | | | TOT | YDS | | |
| 1 | Fox | DET | P | 45 | 2295 | 68 | 51.0 | 4 | 0 | 5 | 1 | 21 | 135 | 22 | 46.2 |
| 2 | Cole | LV | P | 65 | 3304 | 71 | 50.8 | 8 | 2 | 7 | 10 | 26 | 294 | 27 | 42.5 |
| 3 | Stonehouse | TEN | P | 73 | 3691 | 75 | 50.6 | 7 | 2 | 7 | 3 | 47 | 655 | 22 | 38.6 |
| 4 | Baringer | NE | P | 70 | 3486 | 75 | 49.8 | 8 | 0 | 10 | 3 | 32 | 406 | 31 | 41.7 |
| 5 | Sanchez | IND | P | 68 | 3382 | 65 | 49.7 | 4 | 0 | 2 | 5 | 32 | 405 | 27 | 42.6 |
| 6 | Dickson | SEA | P | 76 | 3756 | 68 | 49.4 | 9 | 0 | 7 | 7 | 31 | 284 | 31 | 43.3 |
| 7 | Cooke | JAX | P | 68 | 3359 | 73 | 49.4 | 3 | 0 | 1 | 17 | 28 | 251 | 34 | 44.8 |
| 8 | Bojorquez | CLE | P | 89 | 4387 | 84 | 49.3 | 7 | 0 | 11 | 14 | 40 | 530 | 36 | 41.8 |
| 9 | *Rehkov | CIN | P | 53 | 2603 | 80 | 49.1 | 5 | 0 | 4 | 2 | 26 | 228 | 25 | 42.9 |
| 10 | Araiza | KC | P | 62 | 3027 | 72 | 48.8 | 9 | 0 | 7 | 0 | 25 | 253 | 25 | 41.8 |
| 11 | Mann | PHI | P | 54 | 2633 | 70 | 48.8 | 7 | 1 | 9 | 6 | 24 | 179 | 20 | 42.1 |
| 12 | Anger | DAL | P | 62 | 3005 | 62 | 48.5 | 3 | 0 | 5 | 1 | 33 | 341 | 24 | 42.0 |
| 13 | Townsend | HOU | P | 76 | 3649 | 69 | 48.0 | 7 | 1 | 14 | 7 | 25 | 121 | 39 | 44.0 |
| 14 | *T. Taylor | CHI | P | 82 | 3911 | 68 | 47.7 | 4 | 0 | 9 | 5 | 41 | 422 | 34 | 41.6 |
| 15 | Morstead | NYJ | P | 63 | 2972 | 75 | 47.2 | 7 | 0 | 6 | 6 | 29 | 256 | 19 | 40.9 |
| 16 | Bailey | MIA | P | 56 | 2639 | 64 | 47.1 | 5 | 1 | 4 | 14 | 22 | 230 | 22 | 40.5 |
| 17 | Pinion | ATL | P | 47 | 2209 | 65 | 47.0 | 4 | 0 | 4 | 3 | 22 | 305 | 14 | 38.8 |
| 18 | Way | WAS | P | 50 | 2343 | 74 | 46.9 | 2 | 0 | 7 | 5 | 24 | 149 | 22 | 43.1 |
| 19 | Martin | BUF | P | 54 | 2523 | 65 | 46.7 | 5 | 1 | 8 | 5 | 23 | 213 | 25 | 40.2 |
| 20 | Dixon | DEN | P | 77 | 3597 | 65 | 46.7 | 5 | 0 | 11 | 8 | 29 | 251 | 33 | 42.2 |
| 21 | Scott | LAC | P | 72 | 3362 | 67 | 46.7 | 4 | 0 | 7 | 9 | 28 | 268 | 28 | 41.9 |
| 22 | R. Wright | MIN | P | 56 | 2604 | 66 | 46.5 | 5 | 1 | 5 | 8 | 28 | 191 | 27 | 40.6 |
| 23 | Waitman | PIT | P | 65 | 3015 | 71 | 46.4 | 5 | 0 | 8 | 7 | 29 | 191 | 27 | 41.9 |
| 24 | Stout | BAL | P | 55 | 2551 | 70 | 46.4 | 6 | 0 | 5 | 7 | 21 | 163 | 22 | 41.2 |
| 25 | Whelan | GB | P | 56 | 2582 | 74 | 46.1 | 5 | 0 | 8 | 6 | 20 | 229 | 22 | 40.2 |
| 26 | Evans | LAR | P | 55 | 2530 | 68 | 46.0 | 2 | 0 | 10 | 11 | 22 | 198 | 30 | 41.7 |
| 27 | Hekker | CAR | P | 73 | 3338 | 65 | 45.7 | 3 | 1 | 20 | 4 | 26 | 178 | 24 | 41.9 |
| 28 | *Hayball | NO | P | 75 | 3303 | 64 | 44.0 | 3 | 0 | 9 | 8 | 28 | 213 | 41 | 40.4 |
| 29 | Gillan | NYG | P | 56 | 2448 | 67 | 43.7 | 2 | 0 | 5 | 7 | 17 | 135 | 27 | 40.6 |

2024 NATIONAL FOOTBALL LEAGUE

NFL NET PUNTING YARDS LEADERS

| RANK | PLAYER | TEAM | POS | PUNTS | YARDS | LONG | AVG | TB | BLK | DWN | OB | RETURNS | | IN20 | NET AVG |
|------|------------|------|-----|-------|-------|------|------|----|-----|-----|----|---------|-----|------|---------|
| | | | | | | | | | | | | TOT | YDS | | |
| 1 | Fox | DET | P | 45 | 2295 | 68 | 51.0 | 4 | 0 | 5 | 1 | 21 | 135 | 22 | 46.2 |
| 2 | Cooke | JAX | P | 68 | 3359 | 73 | 49.4 | 3 | 0 | 1 | 17 | 28 | 251 | 34 | 44.8 |
| 3 | Townsend | HOU | P | 76 | 3649 | 69 | 48.0 | 7 | 1 | 14 | 7 | 25 | 121 | 39 | 44.0 |
| 4 | Dickson | SEA | P | 76 | 3756 | 68 | 49.4 | 9 | 0 | 7 | 7 | 31 | 284 | 31 | 43.3 |
| 5 | Way | WAS | P | 50 | 2343 | 74 | 46.9 | 2 | 0 | 7 | 5 | 24 | 149 | 22 | 43.1 |
| 6 | *Rehkw | CIN | P | 53 | 2603 | 80 | 49.1 | 5 | 0 | 4 | 2 | 26 | 228 | 25 | 42.9 |
| 7 | Sanchez | IND | P | 68 | 3382 | 65 | 49.7 | 4 | 0 | 2 | 5 | 32 | 405 | 27 | 42.6 |
| 8 | Cole | LV | P | 65 | 3304 | 71 | 50.8 | 8 | 2 | 7 | 10 | 26 | 294 | 27 | 42.5 |
| 9 | Dixon | DEN | P | 77 | 3597 | 65 | 46.7 | 5 | 0 | 11 | 8 | 29 | 251 | 33 | 42.2 |
| 10 | Mann | PHI | P | 54 | 2633 | 70 | 48.8 | 7 | 1 | 9 | 6 | 24 | 179 | 20 | 42.1 |
| 11 | Anger | DAL | P | 62 | 3005 | 62 | 48.5 | 3 | 0 | 5 | 1 | 33 | 341 | 24 | 42.0 |
| 12 | Waitman | PIT | P | 65 | 3015 | 71 | 46.4 | 5 | 0 | 8 | 7 | 29 | 191 | 27 | 41.9 |
| 13 | Hekker | CAR | P | 73 | 3338 | 65 | 45.7 | 3 | 1 | 20 | 4 | 26 | 178 | 24 | 41.9 |
| 14 | Scott | LAC | P | 72 | 3362 | 67 | 46.7 | 4 | 0 | 7 | 9 | 28 | 268 | 28 | 41.9 |
| 15 | Araiza | KC | P | 62 | 3027 | 72 | 48.8 | 9 | 0 | 7 | 0 | 25 | 253 | 25 | 41.8 |
| 16 | Bojorquez | CLE | P | 89 | 4387 | 84 | 49.3 | 7 | 0 | 11 | 14 | 40 | 530 | 36 | 41.8 |
| 17 | Baringer | NE | P | 70 | 3486 | 75 | 49.8 | 8 | 0 | 10 | 3 | 32 | 406 | 31 | 41.7 |
| 18 | Evans | LAR | P | 55 | 2530 | 68 | 46.0 | 2 | 0 | 10 | 11 | 22 | 198 | 30 | 41.7 |
| 19 | *T. Taylor | CHI | P | 82 | 3911 | 68 | 47.7 | 4 | 0 | 9 | 5 | 41 | 422 | 34 | 41.6 |
| 20 | Stout | BAL | P | 55 | 2551 | 70 | 46.4 | 6 | 0 | 5 | 7 | 21 | 163 | 22 | 41.2 |
| 21 | Morstead | NYJ | P | 63 | 2972 | 75 | 47.2 | 7 | 0 | 6 | 6 | 29 | 256 | 19 | 40.9 |
| 22 | Gillan | NYG | P | 56 | 2448 | 67 | 43.7 | 2 | 0 | 5 | 7 | 17 | 135 | 27 | 40.6 |
| 23 | R. Wright | MIN | P | 56 | 2604 | 66 | 46.5 | 5 | 1 | 5 | 8 | 28 | 191 | 27 | 40.6 |
| 24 | Bailey | MIA | P | 56 | 2639 | 64 | 47.1 | 5 | 1 | 4 | 14 | 22 | 230 | 22 | 40.5 |
| 25 | *Hayball | NO | P | 75 | 3303 | 64 | 44.0 | 3 | 0 | 9 | 8 | 28 | 213 | 41 | 40.4 |
| 26 | Whelan | GB | P | 56 | 2582 | 74 | 46.1 | 5 | 0 | 8 | 6 | 20 | 229 | 22 | 40.2 |
| 27 | Martin | BUF | P | 54 | 2523 | 65 | 46.7 | 5 | 1 | 8 | 5 | 23 | 213 | 25 | 40.2 |
| 28 | Pinion | ATL | P | 47 | 2209 | 65 | 47.0 | 4 | 0 | 4 | 3 | 22 | 305 | 14 | 38.8 |
| 29 | Stonehouse | TEN | P | 73 | 3691 | 75 | 50.6 | 7 | 2 | 7 | 3 | 47 | 655 | 22 | 38.6 |

2024 NATIONAL FOOTBALL LEAGUE

2024 NATIONAL FOOTBALL LEAGUE

NFL PUNT RETURN LEADERS

| RANK | PLAYER | TEAM | POS | RET | FC | YDS | AVG | LONG | TD |
|------|----------------|---------|-----|-----|----|-----|------|------|----|
| 1 | Mims | DEN | WR | 26 | 25 | 408 | 15.7 | 61 | 0 |
| 2 | M. Jones | NE | CB | 26 | 8 | 386 | 14.8 | 62 | 0 |
| 3 | Raymond | DET | WR | 30 | 9 | 413 | 13.8 | 90t | 1 |
| 4 | *Codrington | BUF | DB | 27 | 8 | 313 | 11.6 | 29 | 0 |
| 5 | Austin | PIT | WR | 28 | 15 | 289 | 10.3 | 73t | 1 |
| 6 | Hardman | KC | WR | 20 | 9 | 203 | 10.2 | 55 | 0 |
| 7 | *DeJean | PHI | CB | 21 | 21 | 211 | 10.0 | 31 | 0 |
| 8 | Darden | CLE-SEA | WR | 32 | 12 | 309 | 9.7 | 28 | 0 |
| 9 | Dortch | ARI | WR | 21 | 3 | 202 | 9.6 | 27 | 0 |
| 10 | Williams | ATL | RB | 20 | 18 | 185 | 9.3 | 28 | 0 |
| 11 | *Cowing | SF | WR | 28 | 11 | 245 | 8.8 | 30 | 0 |
| 12 | Gipson | NYJ | WR | 33 | 16 | 266 | 8.1 | 40 | 0 |
| 13 | Smith-Marsette | NYG | WR | 29 | 17 | 228 | 7.9 | 25 | 0 |
| 14 | *Jackson | TEN | WR | 28 | 7 | 215 | 7.7 | 20 | 0 |
| 15 | Powell | MIN | WR | 23 | 16 | 164 | 7.1 | 15 | 0 |
| 16 | Sims | HOU-BAL | WR | 21 | 8 | 122 | 5.8 | 19 | 0 |

2024 NATIONAL FOOTBALL LEAGUE

NFL KICKOFF RETURN LEADERS

| RANK | PLAYER | TEAM | POS | RET | YDS | AVG | LONG | TD |
|------|------------|------|-----|-----|-----|------|------|----|
| 1 | Turpin | DAL | WR | 27 | 904 | 33.5 | 99t | 1 |
| 2 | Gray | NYG | RB | 21 | 554 | 26.4 | 37 | 0 |
| 3 | Blackshear | CAR | RB | 31 | 791 | 25.5 | 43 | 0 |

2024 NATIONAL FOOTBALL LEAGUE

2024 NATIONAL FOOTBALL LEAGUE

NFL INTERCEPTION LEADERS

| RANK | PLAYER | TEAM | POS | INT | YARDS | AVG | LONG | TD |
|------|-----------------|---------|-----|-----|-------|------|------|----|
| 1 | K. Joseph | DET | FS | 9 | 99 | 11.0 | 33 | 1 |
| 2 | McKinney | GB | FS | 8 | 128 | 16.0 | 48 | 0 |
| 3t | Gardner-Johnson | PHI | SS | 6 | 116 | 19.3 | 69t | 1 |
| 3t | Humphrey | BAL | CB | 6 | 37 | 6.2 | 37t | 1 |
| 3t | B. Murphy | MIN | CB | 6 | 2 | 0.3 | 2 | 0 |
| 6t | *Bullock | HOU | SAF | 5 | 96 | 19.2 | 68 | 0 |
| 6t | Hooker | TEN | SAF | 5 | 68 | 13.6 | 30 | 0 |
| 6t | Jackson | PIT | CB | 5 | 88 | 17.6 | 49 | 0 |
| 6t | Stingley | HOU | CB | 5 | 48 | 9.6 | 31 | 0 |
| 10t | Bates | ATL | SS | 4 | 55 | 13.8 | 55t | 1 |
| 10t | *Bishop | PIT | CB | 4 | 46 | 11.5 | 41 | 0 |
| 10t | Blankenship | PHI | FS | 4 | 29 | 7.3 | 28 | 0 |
| 10t | Branch | DET | SS | 4 | 48 | 12.0 | 47 | 0 |
| 10t | *Kinchens | LAR | DB | 4 | 123 | 30.8 | 103t | 1 |
| 10t | *McCullough | LAR | DB | 4 | 6 | 1.5 | 4t | 1 |
| 10t | *Still | LAC | DB | 4 | 85 | 21.3 | 61t | 1 |
| 10t | Stone | CIN | SAF | 4 | 88 | 22.0 | 49 | 1 |
| 10t | Surtain | DEN | CB | 4 | 132 | 33.0 | 100t | 1 |
| 19t | Adebo | NO | CB | 3 | 68 | 22.7 | 47 | 0 |
| 19t | Blackmon | IND | SAF | 3 | 27 | 9.0 | 17 | 0 |
| 19t | Bryant | SEA | CB | 3 | 87 | 29.0 | 69t | 1 |
| 19t | Bynum | MIN | SS | 3 | 3 | 1.0 | 3 | 0 |
| 19t | Cross | IND | SAF | 3 | 25 | 8.3 | 20 | 0 |
| 19t | Dodson | SEA-MIA | LB | 3 | 7 | 2.3 | 7 | 0 |
| 19t | *Hicks | KC | SAF | 3 | 50 | 16.7 | 47 | 0 |
| 19t | B. Jones | DEN | SAF | 3 | 74 | 24.7 | 37 | 0 |
| 19t | Jones | LV | CB | 3 | 53 | 17.7 | 29t | 1 |
| 19t | *Lassiter | HOU | CB | 3 | 9 | 3.0 | 9 | 0 |
| 19t | Love | SEA | FS | 3 | 33 | 11.0 | 26 | 0 |
| 19t | Mathieu | NO | FS | 3 | 29 | 9.7 | 23 | 0 |
| 19t | Molden | LAC | CB | 3 | 28 | 9.3 | 25 | 0 |
| 19t | Moore | IND | CB | 3 | 28 | 9.3 | 12 | 0 |
| 19t | Murphy-Bunting | ARI | CB | 3 | 2 | 0.7 | 2 | 0 |
| 19t | Smith | MIN | FS | 3 | 0 | 0.0 | 0 | 0 |
| 19t | Taylor-Britt | CIN | CB | 3 | 79 | 26.3 | 51t | 1 |
| 19t | Woods | CAR | FS | 3 | 70 | 23.3 | 33 | 0 |
| 19t | Woolen | SEA | CB | 3 | 11 | 3.7 | 7 | 0 |
| 38t | Alexander | GB | CB | 2 | 52 | 26.0 | 35t | 1 |
| 38t | Barton | DEN | LB | 2 | 71 | 35.5 | 56 | 0 |
| 38t | Benford | BUF | CB | 2 | 30 | 15.0 | 24 | 0 |
| 38t | Bernard | BUF | LB | 2 | 1 | 0.5 | 1 | 0 |
| 38t | Conner | KC | DB | 2 | 32 | 16.0 | 29 | 0 |
| 38t | Cook | KC | FS | 2 | 0 | 0.0 | 0 | 0 |
| 38t | A. Davis | NYJ | SAF | 2 | 18 | 9.0 | 18 | 0 |
| 38t | Davis | DET | CB | 2 | 0 | 0.0 | 0 | 0 |
| 38t | Diggs | DAL | CB | 2 | 1 | 0.5 | 1 | 0 |
| 38t | Echols | NYJ | CB | 2 | 0 | 0.0 | 0 | 0 |
| 38t | Franklin | IND | OLB | 2 | 4 | 2.0 | 4 | 0 |
| 38t | Gonzalez | NE | CB | 2 | 2 | 1.0 | 2 | 0 |
| 38t | Griffin | MIN | CB | 2 | 28 | 14.0 | 28 | 0 |
| 38t | Grugier-Hill | MIN | OLB | 2 | 5 | 2.5 | 5 | 0 |
| 38t | Hamlin | BUF | SS | 2 | 19 | 9.5 | 19 | 0 |
| 38t | Hooker | DAL | FS | 2 | 20 | 10.0 | 21 | 0 |
| 38t | Howden | NO | SAF | 2 | -2 | -1.0 | 3t | 0 |
| 38t | Ingram | BUF | DB | 2 | 56 | 28.0 | 31t | 1 |

2024 NATIONAL FOOTBALL LEAGUE

NFL INTERCEPTION LEADERS

| RANK | PLAYER | TEAM | POS | INT | YARDS | AVG | LONG | TD |
|------|---------------|------|-----|-----|-------|------|------|----|
| 38t | M. Jackson | CAR | CB | 2 | 20 | 10.0 | 19 | 0 |
| 38t | A. Johnson | BUF | NT | 2 | 9 | 4.5 | 5 | 0 |
| 38t | J. Johnson | CHI | CB | 2 | 11 | 5.5 | 9 | 0 |
| 38t | Ta. Johnson | BUF | CB | 2 | 23 | 11.5 | 23t | 1 |
| 38t | Jones | IND | DB | 2 | 5 | 2.5 | 5 | 0 |
| 38t | Kendricks | DAL | MLB | 2 | 15 | 7.5 | 8 | 0 |
| 38t | Kohou | MIA | CB | 2 | 2 | 1.0 | 2 | 0 |
| 38t | Lenoir | SF | CB | 2 | 33 | 16.5 | 33 | 0 |
| 38t | McCollum | TB | CB | 2 | 4 | 2.0 | 4 | 0 |
| 38t | McDuffie | KC | CB | 2 | 0 | 0.0 | 0 | 0 |
| 38t | McMillian | DEN | CB | 2 | 44 | 22.0 | 44t | 1 |
| 38t | Metellus | MIN | FS | 2 | 16 | 8.0 | 12 | 0 |
| 38t | Moehrig | LV | SAF | 2 | 28 | 14.0 | 16 | 0 |
| 38t | Mukuamu | DAL | SAF | 2 | 20 | 10.0 | 15 | 0 |
| 38t | Pratt | CIN | LB | 2 | 26 | 13.0 | 24 | 0 |
| 38t | Ramsey | MIA | CB | 2 | 7 | 3.5 | 7 | 0 |
| 38t | Rapp | BUF | FS | 2 | 5 | 2.5 | 5 | 0 |
| 38t | Reid | KC | SS | 2 | 8 | 4.0 | 8 | 0 |
| 38t | *Sainristil | WAS | CB | 2 | 38 | 19.0 | 38 | 0 |
| 38t | Simmons | ATL | FS | 2 | 0 | 0.0 | 0 | 0 |
| 38t | *Smith | TB | SS | 2 | 0 | 0.0 | 0 | 0 |
| 38t | Spillane | LV | LB | 2 | 0 | 0.0 | 0 | 0 |
| 38t | Stevenson | CHI | CB | 2 | 43 | 21.5 | 43t | 1 |
| 38t | Terrell | ATL | CB | 2 | 1 | 0.5 | 1 | 0 |
| 38t | Valentine | GB | DB | 2 | 51 | 25.5 | 31 | 0 |
| 38t | Van Ginkel | MIN | OLB | 2 | 73 | 36.5 | 63t | 2 |
| 38t | Ward | CLE | CB | 2 | 0 | 0.0 | 0 | 0 |
| 38t | Ward | HOU | SAF | 2 | 67 | 33.5 | 65t | 1 |
| 38t | Warner | SF | MLB | 2 | 70 | 35.0 | 45t | 1 |
| 38t | A. Washington | BAL | SAF | 2 | 33 | 16.5 | 32 | 0 |
| 38t | G. Williams | ARI | CB | 2 | 0 | 0.0 | 0 | 0 |
| 38t | Womack | IND | CB | 2 | 4 | 2.0 | 4 | 0 |

2024 NATIONAL FOOTBALL LEAGUE

NFL SACK LEADERS

| RANK | PLAYER | TEAM | POS | SACKS |
|------|----------------|---------|-------|-------|
| 1 | Hendrickson | CIN | DE | 17.5 |
| 2 | Garrett | CLE | DE | 14.0 |
| 3 | Bonitto | DEN | LB | 13.5 |
| 4 | Van Noy | BAL | MLB | 12.5 |
| 5t | Greenard | MIN | OLB | 12.0 |
| 5t | Hunter | HOU | DE | 12.0 |
| 5t | Parsons | DAL | LB | 12.0 |
| 8t | Van Ginkel | MIN | OLB | 11.5 |
| 8t | Watt | PIT | OLB | 11.5 |
| 10t | Anderson | HOU | DE | 11.0 |
| 10t | L. Williams | SEA | DE | 11.0 |
| 12t | Cooper | DEN | LB | 10.5 |
| 12t | Fowler | WAS | OLB | 10.5 |
| 12t | McDonald | NYJ | DE | 10.5 |
| 12t | Walker | JAX | DE | 10.5 |
| 16t | Oweh | BAL | LB | 10.0 |
| 16t | Sieler | MIA | DE | 10.0 |
| 18t | Bosa | SF | DE | 9.0 |
| 18t | Landry | TEN | LB | 9.0 |
| 18t | Lawrence | NYG | DT | 9.0 |
| 18t | Z. Smith | CLE-DET | DE | 9.0 |
| 22t | Allen | DEN | DE | 8.5 |
| 22t | Burns | NYG | LB | 8.5 |
| 22t | *Fiske | LAR | DE | 8.5 |
| 22t | Floyd | SF | DE | 8.5 |
| 22t | Tuipulotu | LAC | LB | 8.5 |
| 27t | D. Hall | SEA | LB | 8.0 |
| 27t | Ca. Heyward | PIT | DT | 8.0 |
| 27t | Hines-Allen | JAX | DE | 8.0 |
| 27t | Karlaftis | KC | DE | 8.0 |
| 27t | Luvu | WAS | OLB | 8.0 |
| 27t | Paye | IND | DE | 8.0 |
| 27t | Rousseau | BUF | DE | 8.0 |
| 27t | Sweat | PHI | OLB | 8.0 |
| 27t | Turner | LAR | DE | 8.0 |
| 36t | Bresee | NO | DT | 7.5 |
| 36t | Crosby | LV | DE | 7.5 |
| 36t | Gary | GB | DE | 7.5 |
| 36t | Hutchinson | DET | DE | 7.5 |
| 36t | Kancey | TB | DE-DT | 7.5 |
| 36t | Young | LAR | OLB | 7.5 |
| 42t | Franklin-Myers | DEN | DE | 7.0 |
| 42t | P. Jones | MIN | LB | 7.0 |
| 42t | Vea | TB | NT | 7.0 |
| 45t | Buckner | IND | DT | 6.5 |
| 45t | Key | TEN | LB | 6.5 |
| 45t | Madubuike | BAL | DT | 6.5 |
| 45t | N. Smith | PHI | OLB | 6.5 |
| 45t | Wharton | KC | DT | 6.5 |
| 50t | Dupree | LAC | OLB | 6.0 |
| 50t | Ebiketie | ATL | LB | 6.0 |
| 50t | Epenesa | BUF | DE | 6.0 |
| 50t | Highsmith | PIT | LB | 6.0 |
| 50t | Mack | LAC | OLB | 6.0 |
| 50t | Mafe | SEA | LB | 6.0 |

2024 NATIONAL FOOTBALL LEAGUE

NFL SACK LEADERS

| RANK | PLAYER | TEAM | POS | SACKS |
|------|----------------|------|-----|-------|
| 50t | Miller | BUF | OLB | 6.0 |
| 50t | Ojulari | NYG | LB | 6.0 |
| 50t | *Robinson | MIA | LB | 6.0 |
| 50t | Quin. Williams | NYJ | NT | 6.0 |

2024 NATIONAL FOOTBALL LEAGUE

NFL LEADERS IN FUMBLE RECOVERIES

| RANK | PLAYER | TEAM | POS | TOTAL | OWN TEAM | OPP TEAM |
|------|----------------|---------|-----|-------|----------|----------|
| 1 | Mayfield | TB | QB | 8 | 8 | 0 |
| 2t | Richardson | IND | QB | 6 | 6 | 0 |
| 2t | G. Smith | SEA | QB | 6 | 6 | 0 |
| 4t | L. Jackson | BAL | QB | 5 | 5 | 0 |
| 4t | Rush | DAL | QB | 5 | 5 | 0 |
| 6t | *Maye | NE | QB | 4 | 4 | 0 |
| 6t | Robinson | ATL | RB | 4 | 4 | 0 |
| 6t | Stevenson | NE | RB | 4 | 4 | 0 |
| 6t | *Ca. Williams | CHI | QB | 4 | 4 | 0 |
| 10t | K. Brooks | GB | DT | 3 | 1 | 2 |
| 10t | Carr | NO | QB | 3 | 3 | 0 |
| 10t | Davis | LAC | WR | 3 | 3 | 0 |
| 10t | *DeJean | PHI | CB | 3 | 0 | 3 |
| 10t | D. Elliott | PIT | DB | 3 | 0 | 3 |
| 10t | Fields | PIT | QB | 3 | 3 | 0 |
| 10t | Gordon | CHI | CB | 3 | 0 | 3 |
| 10t | Herbert | LAC | QB | 3 | 3 | 0 |
| 10t | Herbert | CHI-CIN | RB | 3 | 3 | 0 |
| 10t | Huntley | BAL-MIA | QB | 3 | 3 | 0 |
| 10t | *Irving | TB | RB | 3 | 3 | 0 |
| 10t | *Latham | TEN | OT | 3 | 3 | 0 |
| 10t | Levis | TEN | QB | 3 | 3 | 0 |
| 10t | Mason | SF | RB | 3 | 3 | 0 |
| 10t | K. Murray | ARI | QB | 3 | 3 | 0 |
| 10t | Rodgers | NYJ | QB | 3 | 3 | 0 |
| 10t | Stafford | LAR | QB | 3 | 3 | 0 |
| 10t | Walker | SEA | RB | 3 | 3 | 0 |
| 10t | Warren | PIT | RB | 3 | 3 | 0 |
| 10t | Williams | BUF | LB | 3 | 0 | 3 |
| 10t | Quin. Williams | NYJ | OLB | 3 | 0 | 3 |
| 10t | Winston | CLE | QB | 3 | 3 | 0 |

2024 NATIONAL FOOTBALL LEAGUE

NFL LEADERS IN RECOVERIES OF FUMBLES BY OWN TEAM

| RANK | PLAYER | TEAM | POS | REC | YARDS | AVG | LONG | TD |
|------|---------------|---------|-----|-----|-------|------|------|----|
| 1 | Mayfield | TB | QB | 8 | 0 | 0.0 | 0t | 0 |
| 2t | Richardson | IND | QB | 6 | 0 | 0.0 | 0t | 0 |
| 2t | G. Smith | SEA | QB | 6 | 0 | 0.0 | 0t | 0 |
| 4t | L. Jackson | BAL | QB | 5 | -7 | -1.4 | 0t | 0 |
| 4t | Rush | DAL | QB | 5 | 0 | 0.0 | 0t | 0 |
| 6t | *Maye | NE | QB | 4 | 0 | 0.0 | 0t | 0 |
| 6t | Robinson | ATL | RB | 4 | 0 | 0.0 | 0t | 0 |
| 6t | Stevenson | NE | RB | 4 | 0 | 0.0 | 0t | 0 |
| 6t | *Ca. Williams | CHI | QB | 4 | 0 | 0.0 | 0t | 0 |
| 10t | Carr | NO | QB | 3 | 0 | 0.0 | 0t | 0 |
| 10t | Davis | LAC | WR | 3 | 0 | 0.0 | 0t | 0 |
| 10t | Fields | PIT | QB | 3 | 0 | 0.0 | 0t | 0 |
| 10t | Herbert | LAC | QB | 3 | 0 | 0.0 | 0t | 0 |
| 10t | Herbert | CHI-CIN | RB | 3 | 0 | 0.0 | 0t | 0 |
| 10t | Huntley | BAL-MIA | QB | 3 | 0 | 0.0 | 0t | 0 |
| 10t | *Irving | TB | RB | 3 | 0 | 0.0 | 0t | 0 |
| 10t | *Latham | TEN | OT | 3 | 4 | 1.3 | 4 | 0 |
| 10t | Levis | TEN | QB | 3 | 0 | 0.0 | 0t | 0 |
| 10t | Mason | SF | RB | 3 | -2 | -0.7 | 0t | 0 |
| 10t | K. Murray | ARI | QB | 3 | 0 | 0.0 | 0t | 0 |
| 10t | Rodgers | NYJ | QB | 3 | 0 | 0.0 | 0t | 0 |
| 10t | Stafford | LAR | QB | 3 | 0 | 0.0 | 0t | 0 |
| 10t | Walker | SEA | RB | 3 | -3 | -1.0 | 0t | 0 |
| 10t | Warren | PIT | RB | 3 | 0 | 0.0 | 0t | 0 |
| 10t | Winston | CLE | QB | 3 | 0 | 0.0 | 0t | 0 |

2024 NATIONAL FOOTBALL LEAGUE

NFL LEADERS IN RECOVERIES OF FUMBLES BY OPPOSING TEAM

| RANK | PLAYER | TEAM | POS | REC | YARDS | AVG | LONG | TD |
|------|----------------|------|-----|-----|-------|------|------|----|
| 1t | *DeJean | PHI | CB | 3 | 0 | 0.0 | 0t | 0 |
| 1t | D. Elliott | PIT | DB | 3 | 10 | 3.3 | 10 | 0 |
| 1t | Gordon | CHI | CB | 3 | 0 | 0.0 | 0t | 0 |
| 1t | Williams | BUF | LB | 3 | 0 | 0.0 | 0t | 0 |
| 1t | Quin. Williams | NYJ | OLB | 3 | 19 | 6.3 | 15 | 0 |
| 6t | Barnett | HOU | DE | 2 | 64 | 32.0 | 36t | 2 |
| 6t | Bolton | KC | LB | 2 | 0 | 0.0 | 0t | 0 |
| 6t | Brooks | MIA | ILB | 2 | 23 | 11.5 | 12 | 0 |
| 6t | K. Brooks | GB | DT | 2 | 0 | 0.0 | 0t | 0 |
| 6t | Byard | CHI | FS | 2 | 0 | 0.0 | 0t | 0 |
| 6t | Bynum | MIN | SS | 2 | 0 | 0.0 | 0t | 0 |
| 6t | Chinn | WAS | SS | 2 | 0 | 0.0 | 0t | 0 |
| 6t | Clark | GB | DT | 2 | 0 | 0.0 | 0t | 0 |
| 6t | Collins | SF | DT | 2 | 0 | 0.0 | 0t | 0 |
| 6t | Davidson | NYG | DT | 2 | 0 | 0.0 | 0t | 0 |
| 6t | Davis | DET | CB | 2 | 49 | 24.5 | 49 | 0 |
| 6t | Dean | PHI | ILB | 2 | 0 | 0.0 | 0t | 0 |
| 6t | Dexter | CHI | DT | 2 | 0 | 0.0 | 0t | 0 |
| 6t | Edwards | HOU | DE | 2 | 0 | 0.0 | 0t | 0 |
| 6t | Edwards | CHI | LB | 2 | 0 | 0.0 | 0t | 0 |
| 6t | *Fiske | LAR | DE | 2 | 8 | 4.0 | 8 | 0 |
| 6t | Gay | NO | LB | 2 | 4 | 2.0 | 4 | 0 |
| 6t | Ni. Herbig | PIT | LB | 2 | 0 | 0.0 | 0t | 0 |
| 6t | Hicks | CHI | SAF | 2 | 28 | 14.0 | 19 | 0 |
| 6t | Jewell | CAR | ILB | 2 | 0 | 0.0 | 0t | 0 |
| 6t | Lammons | IND | DB | 2 | 3 | 1.5 | 3 | 0 |
| 6t | Luvu | WAS | OLB | 2 | 5 | 2.5 | 5 | 0 |
| 6t | Milano | BUF | OLB | 2 | 0 | 0.0 | 0t | 0 |
| 6t | Moehrig | LV | SAF | 2 | 0 | 0.0 | 0t | 0 |
| 6t | Molden | LAC | CB | 2 | 0 | 0.0 | 0t | 0 |
| 6t | *Njongmeta | CIN | LB | 2 | 0 | 0.0 | 0t | 0 |
| 6t | Okereke | NYG | ILB | 2 | 1 | 0.5 | 1 | 0 |
| 6t | Owens | CHI | DB | 2 | 13 | 6.5 | 13 | 0 |
| 6t | Pratt | CIN | LB | 2 | 9 | 4.5 | 9 | 0 |
| 6t | Simmons | TEN | DT | 2 | 0 | 0.0 | 0t | 0 |
| 6t | Skowronek | PIT | WR | 2 | 0 | 0.0 | 0t | 0 |
| 6t | N. Smith | PHI | OLB | 2 | 0 | 0.0 | 0t | 0 |
| 6t | Thompson | ARI | DB | 2 | 0 | 0.0 | 0t | 0 |
| 6t | Tranquill | KC | LB | 2 | 3 | 1.5 | 3 | 0 |
| 6t | Tuttle | CAR | DT | 2 | 0 | 0.0 | 0t | 0 |
| 6t | *Verse | LAR | OLB | 2 | 0 | 0.0 | 0t | 0 |
| 6t | Wagner | WAS | MLB | 2 | 0 | 0.0 | 0t | 0 |
| 6t | Watt | PIT | OLB | 2 | 0 | 0.0 | 0t | 0 |
| 6t | L. Wilson | CIN | LB | 2 | 10 | 5.0 | 10 | 0 |
| 6t | *P. Wilson | PIT | LB | 2 | 22 | 11.0 | 21t | 1 |
| 6t | Wyatt | GB | DT | 2 | 0 | 0.0 | 0t | 0 |

***LAST WEEK'S
GAME BOOK***

National Football League Game Summary

NFL Copyright © 2024 by The National Football League. All rights reserved. This summary and play-by-play is for the express purpose of assisting media in their coverage of the game; any other use of this material is prohibited without the written permission of the National Football League.

Date: Sunday, 1/5/2025

Los Angeles Chargers at Las Vegas Raiders

Start Time: 1:25 PM PST

at Allegiant Stadium, Las Vegas, NV

Game Day Weather

Game Weather: Sunny
Closed Stadium on Natural Grass

Temp: 57° F (13.9° C) Humidity: 22%, Wind: E 4 mph
Outdoor Weather: Sunny

Officials

Referee: Cheffers, Carl (51) Umpire: Cruse, Brandon (22) Down Judge: Carr, Mike (63)
Line Judge: DeLorenzo, Robin (134) Field Judge: Hall, Eugene (103) Side Judge: Jones, Nathan (42)
Back Judge: Hankins, Martin (133) Replay Official: Shay, Kirt (0)

Lineups

Los Angeles Chargers

| Offense | | Defense | |
|---------|------------|---------|-------------|
| WR 15 | L.McConkey | OLB 52 | K.Mack |
| WR 1 | Q.Johnston | DL 93 | O.Ogbonnia |
| LT 76 | J.Alt | DL 95 | P.Ford |
| LG 77 | Z.Johnson | DL 56 | M.Fox |
| C 75 | B.Bozeman | OLB 45 | T.Tuipulotu |
| RG 68 | J.Salyer | LB 0 | D.Henley |
| RT 79 | T.Pipkins | LB 25 | J.Colson |
| TE 81 | W.Dissly | CB 7 | K.Fulton |
| QB 10 | J.Herbert | CB 29 | T.Still |
| FB 44 | S.Matlock | S 32 | A.Gilman |
| RB 27 | J.Dobbins | S 3 | D.James |

Las Vegas Raiders

| Offense | | Defense | |
|---------|------------------|---------|--------------|
| TE 84 | H.Bryant | DE 49 | C.Snowden |
| TE 87 | M.Mayer | DT 69 | A.Butler |
| LT 74 | K.Miller | DT 95 | J.Jenkins |
| LG 58 | J.Powers-Johnson | DT 96 | J.Laulu |
| C 68 | A.James | OLB 5 | D.Deablo |
| RG 66 | D.Parham | MLB 41 | R.Spillane |
| RT 71 | D.Glaze | CB 25 | D.Richardson |
| TE 89 | B.Bowers | CB 18 | J.Jones |
| WR 16 | J.Meyers | S 34 | T.Harper |
| QB 12 | A.O'Connell | S 7 | T.Moehrig |
| RB 22 | A.Mattison | S 20 | I.Pola-Mao |

Substitutions

WR 9 D.Chark, K 11 C.Dicker, WR 12 D.Davis, P 16 J.Scott, CB 20 C.Hart, S 23 T.Jefferson, RB 28 H.Haskins, RB 30 K.Vidal, LB 31 N.Niemann, DB 33 D.Leonard, DB 36 J.Taylor, TE 42 T.Fisk, LB 43 T.Dye, LS 47 J.Harris, OLB 48 B.Dupree, S 49 E.Jackson, LB 58 S.Quarterman, C 62 S.Mustipher, OL 64 B.Jaimes, T 73 F.Sarell, WR 82 D.Fitzpatrick, TE 84 S.Smartt, TE 88 H.Hurst, DT 90 T.Tart, OLB 97 J.Bosa

Substitutions

K 2 D.Carlson, P 6 A.Cole, DE 9 T.Wilson, QB 10 D.Ridder, WR 11 T.Tucker, RB 23 D.Laube, CB 27 S.Webb, CB 30 D.Holmes, RB 33 C.Collier, CB 36 K.Kelly, S 37 T.Taylor, LB 43 K.Mauga, DE 44 K.Chaisson, LB 45 T.Eichenberg, LS 50 J.Bobenmoyer, LB 53 A.Gainer, LB 56 A.Burney, G 61 J.Meredith, T 77 T.Munford, WR 80 T.Marshall, WR 82 R.Keyton, TE 86 J.Shenker, TE 88 J.Shorter, DT 93 Z.Carter, DE 99 A.Carter

Did Not Play

QB 8 T.Heinicke

Did Not Play

G 65 C.Whitehair

Not Active

3QB 2 E.Stick, RB 4 G.Edwards, WR 5 J.Palmer, LB 6 D.Perryman, T 70 R.Slater, OL 71 J.McFadden, DL 92 J.Eboigbe

Not Active

RB 8 A.Abdullah, 3QB 14 C.Bradley, S 29 C.Smith, CB 39 N.Hobbs, G/T 75 A.Peat, DT 91 M.Butler

Field Goals (made () & missed)

C.Dicker 51WL (33) (32) (49) (20)

D.Carlson (40) (47)

| | | 1 | 2 | 3 | 4 | OT | Total |
|----------|----------------------|---|----|---|----|----|-------|
| VISITOR: | Los Angeles Chargers | 3 | 14 | 3 | 14 | 0 | 34 |
| HOME: | Las Vegas Raiders | 3 | 7 | 3 | 7 | 0 | 20 |

Scoring Plays

| Team | Qtr | Time | Play Description (Extra Point) (Drive Info) | Visitor | Home |
|----------|-----|-------|--|---------|------|
| Raiders | 1 | 2:46 | D.Carlson 40 yd. Field Goal (7-37, 2:17) | 0 | 3 |
| Chargers | 1 | 0:11 | C.Dicker 33 yd. Field Goal (6-55, 2:35) | 3 | 3 |
| Raiders | 2 | 13:04 | J.Meyers 25 yd. pass from A.O'Connell (D.Carlson kick) (5-70, 2:07) | 3 | 10 |
| Chargers | 2 | 5:28 | C.Dicker 32 yd. Field Goal (15-56, 7:36) | 6 | 10 |
| Chargers | 2 | 1:05 | C.Dicker 49 yd. Field Goal (9-52, 2:47) | 9 | 10 |
| Chargers | 2 | 0:10 | D.Chark 6 yd. pass from J.Herbert (J.Herbert-L.McConkey pass) (4-30, 0:28) | 17 | 10 |
| Chargers | 3 | 7:10 | C.Dicker 20 yd. Field Goal (13-69, 7:50) | 20 | 10 |
| Raiders | 3 | 2:15 | D.Carlson 47 yd. Field Goal (8-41, 4:55) | 20 | 13 |
| Chargers | 4 | 13:32 | W.Dissly 2 yd. pass from J.Herbert (C.Dicker kick) (7-70, 3:43) | 27 | 13 |

National Football League Game Summary

NFL Copyright © 2024 by The National Football League. All rights reserved. This summary and play-by-play is for the express purpose of assisting media in their coverage of the game; any other use of this material is prohibited without the written permission of the National Football League.

| | | | | | |
|-------------------------|---|------|--|------------|----|
| Chargers | 4 | 3:38 | H.Haskins 2 yd. run (C.Dicker kick) (12-81, 7:12) | 34 | 13 |
| Raiders | 4 | 0:25 | B.Bowers 12 yd. pass from A.O'Connell (D.Carlson kick) (12-70, 3:13) | 34 | 20 |
| Paid Attendance: 61,352 | | | | Time: 2:54 | |

Los Angeles Chargers vs Las Vegas Raiders
1/5/2025 at Allegiant Stadium

Final Team Statistics

| | Visitor Chargers | Home Raiders |
|--|---------------------|-----------------|
| TOTAL FIRST DOWNS | 26 | 16 |
| By Rushing | 11 | 3 |
| By Passing | 13 | 11 |
| By Penalty | 2 | 2 |
| THIRD DOWN EFFICIENCY | 7-14-50.0% | 2-9-22.2% |
| FOURTH DOWN EFFICIENCY | 1-1-100.0% | 1-2-50.0% |
| TOTAL NET YARDS | 473 | 264 |
| Total Offensive Plays (inc. times thrown passing) | 72 | 48 |
| Average gain per offensive play | 6.6 | 5.5 |
| NET YARDS RUSHING | 137 | 39 |
| Total Rushing Plays | 35 | 12 |
| Average gain per rushing play | 3.9 | 3.3 |
| Tackles for a loss-number and yards | 3-4 | 1-1 |
| NET YARDS PASSING | 336 | 225 |
| Times thrown - yards lost attempting to pass | 1-10 | 0-0 |
| Gross yards passing | 346 | 225 |
| PASS ATTEMPTS-COMPLETIONS-HAD INTERCEPTED | 36-28-0 | 36-25-1 |
| Avg gain per pass play (inc.# thrown passing) | 9.1 | 6.3 |
| KICKOFFS Number-In End Zone-Touchbacks | 8-6-6 | 5-4-4 |
| PUNTS Number and Average | 1-47.0 | 3-60.0 |
| Had Blocked | 0 | 0 |
| FGs - PATs Had Blocked | 0-0 | 0-0 |
| Net Punting Average | 47.0 | 50.0 |
| TOTAL RETURN YARDAGE (Not Including Kickoffs) | 14 | 0 |
| No. and Yards Punt Returns | 2-10 | 0-0 |
| No. and Yards Kickoff Returns | 0-0 | 2-58 |
| No. and Yards Interception Returns | 1-4 | 0-0 |
| PENALTIES Number and Yards | 7-40 | 3-28 |
| FUMBLES Number and Lost | 1-0 | 0-0 |
| TOUCHDOWNS | 3 | 2 |
| Rushing | 1 | 0 |
| Passing | 2 | 2 |
| EXTRA POINTS Made-Attempts | 3-3 | 2-2 |
| Kicking Made-Attempts | 2-2 | 2-2 |
| Passing Made-Attempts | 1-1 | 0-0 |
| FIELD GOALS Made-Attempts | 4-5 | 2-2 |
| RED ZONE EFFICIENCY | 3-6-50% | 1-2-50% |
| GOAL TO GO EFFICIENCY | 3-5-60% | 0-0-0% |
| SAFETIES | 0 | 0 |
| FINAL SCORE | 34 | 20 |
| TIME OF POSSESSION | 38:58 | 21:02 |

Los Angeles Chargers vs Las Vegas Raiders
1/5/2025 at Allegiant Stadium

Ball Possession And Drive Chart

Los Angeles Chargers

| # | Time Recd | Time Lost | Time Poss | How Ball Obtained | Drive Began | # Play | Yds Gain | Yds Pen | Net Yds | 1st Down | Last Scrm | How Given Up |
|----|-----------|-----------|-----------|-------------------|-------------|--------|----------|---------|---------|----------|-----------|--------------|
| 1 | 12:56 | 10:50 | 2:06 | Punt | LAC 20 | 3 | 9 | 0 | 9 | 0 | LAC 29 | Punt |
| 2 | 9:19 | 5:03 | 4:16 | Punt | LAC 12 | 7 | 45 | 10 | 55 | 2 | LV 33 | Missed FG |
| 3 | 2:46 | 0:11 | 2:35 | Kickoff | LAC 30 | 6 | 55 | 0 | 55 | 1 | * LV 15 | Field Goal |
| 4 | 13:04 | 5:28 | 7:36 | Kickoff | LAC 30 | 15 | 66 | -10 | 56 | 5 | * LV 14 | Field Goal |
| 5 | 3:52 | 1:05 | 2:47 | Punt | LAC 17 | 9 | 52 | 0 | 52 | 3 | LV 31 | Field Goal |
| 6 | 0:38 | 0:10 | 0:28 | Interception | LV 30 | 4 | 30 | 0 | 30 | 2 | * LV 6 | Touchdown |
| 7 | 15:00 | 7:10 | 7:50 | Kickoff | LAC 30 | 13 | 61 | 8 | 69 | 5 | * LV 1 | Field Goal |
| 8 | 2:15 | 13:32 | 3:43 | Kickoff | LAC 30 | 7 | 75 | -5 | 70 | 3 | * LV 2 | Touchdown |
| 9 | 10:50 | 3:38 | 7:12 | Downs | LAC 19 | 12 | 81 | 0 | 81 | 5 | * LV 2 | Touchdown |
| 10 | 0:25 | 0:00 | 0:25 | Kickoff | LV 43 | 1 | -1 | 0 | -1 | 0 | LV 43 | End of Game |

(315) Average LAC 32

Las Vegas Raiders

| # | Time Recd | Time Lost | Time Poss | How Ball Obtained | Drive Began | # Play | Yds Gain | Yds Pen | Net Yds | 1st Down | Last Scrm | How Given Up |
|----|-----------|-----------|-----------|-------------------|-------------|--------|----------|---------|---------|----------|-----------|--------------|
| 1 | 15:00 | 12:56 | 2:04 | Kickoff | LV 30 | 3 | 8 | 0 | 8 | 0 | LV 38 | Punt |
| 2 | 10:50 | 9:19 | 1:31 | Punt | LV 24 | 3 | 6 | 0 | 6 | 0 | LV 30 | Punt |
| 3 | 5:03 | 2:46 | 2:17 | Missed FG | LV 41 | 7 | 37 | 0 | 37 | 2 | LAC 22 | Field Goal |
| 4 | 0:11 | 13:04 | 2:07 | Kickoff | LV 30 | 5 | 65 | 5 | 70 | 4 | LAC 25 | Touchdown |
| 5 | 5:28 | 3:52 | 1:36 | Kickoff | LV 30 | 3 | 3 | 0 | 3 | 0 | LV 33 | Punt |
| 6 | 1:05 | 0:38 | 0:27 | Kickoff | LV 26 | 2 | 5 | 0 | 5 | 0 | LV 31 | Interception |
| 7 | 0:10 | 0:00 | 0:10 | Kickoff | LV 30 | 1 | -1 | 0 | -1 | 0 | LV 30 | End of Half |
| 8 | 7:10 | 2:15 | 4:55 | Kickoff | LV 30 | 8 | 36 | 5 | 41 | 2 | LAC 29 | Field Goal |
| 9 | 13:32 | 10:50 | 2:42 | Kickoff | LV 42 | 6 | 35 | 5 | 40 | 3 | * LAC 18 | Downs |
| 10 | 3:38 | 0:25 | 3:13 | Kickoff | LV 30 | 12 | 70 | 0 | 70 | 5 | * LAC 12 | Touchdown |

(313) Average LV 31

*** inside opponent's 20**

| Time of Possession by Quarter | | 1st | 2nd | 3rd | 4th | OT | Total |
|-------------------------------|----------------------|------|-------|-------|------|----|-------|
| Visitor | Los Angeles Chargers | 8:57 | 10:51 | 10:05 | 9:05 | | 38:58 |
| Home | Las Vegas Raiders | 6:03 | 4:09 | 4:55 | 5:55 | | 21:02 |

Kickoff Drive No.-Start Average Chargers: 4 - LAC 30 Raiders: 8 - LV 31

Los Angeles Chargers vs Las Vegas Raiders
1/5/2025 at Allegiant Stadium

Final Defensive Statistics

| Los Angeles Chargers | Regular Defensive Plays | | | | | | | | | | | Special Teams | | | | | Misc | | | |
|----------------------|-------------------------|-----------|-----------|----------|----------|----------|----------|----------|----------|----------|----------|---------------|----------|----------|----------|----------|----------|----------|----------|----------|
| | TKL | AST | COMB | SK | / YDS | TFL | Q | IN | PD | FF | FR | TKL | AST | FF | FR | BL | TKL | AST | FF | FR |
| T.Still | 5 | 2 | 7 | 0 | 0 | 1 | 0 | 0 | 0 | 0 | 0 | 0 | 0 | 0 | 0 | 0 | 0 | 0 | 0 | 0 |
| T.Dye | 3 | 2 | 5 | 0 | 0 | 0 | 0 | 0 | 0 | 0 | 0 | 1 | 0 | 0 | 0 | 0 | 0 | 0 | 0 | 0 |
| D.Henley | 2 | 3 | 5 | 0 | 0 | 0 | 0 | 1 | 1 | 0 | 0 | 0 | 0 | 0 | 0 | 0 | 0 | 0 | 0 | 0 |
| C.Hart | 3 | 0 | 3 | 0 | 0 | 0 | 0 | 0 | 0 | 0 | 0 | 0 | 0 | 0 | 0 | 0 | 0 | 0 | 0 | 0 |
| A.Gilman | 3 | 0 | 3 | 0 | 0 | 0 | 0 | 0 | 0 | 0 | 0 | 0 | 0 | 0 | 0 | 0 | 0 | 0 | 0 | 0 |
| D.James | 2 | 1 | 3 | 0 | 0 | 1 | 0 | 0 | 1 | 0 | 0 | 0 | 0 | 0 | 0 | 0 | 0 | 0 | 0 | 0 |
| T.Jefferson | 2 | 1 | 3 | 0 | 0 | 1 | 0 | 0 | 0 | 0 | 0 | 0 | 0 | 0 | 0 | 0 | 0 | 0 | 0 | 0 |
| K.Fulton | 2 | 0 | 2 | 0 | 0 | 0 | 0 | 0 | 0 | 0 | 0 | 0 | 0 | 0 | 0 | 0 | 0 | 0 | 0 | 0 |
| M.Fox | 0 | 2 | 2 | 0 | 0 | 0 | 0 | 0 | 0 | 0 | 0 | 0 | 0 | 0 | 0 | 0 | 0 | 0 | 0 | 0 |
| O.Ogbonnia | 1 | 0 | 1 | 0 | 0 | 0 | 1 | 0 | 0 | 0 | 0 | 0 | 0 | 0 | 0 | 0 | 0 | 0 | 0 | 0 |
| T.Tart | 1 | 0 | 1 | 0 | 0 | 0 | 0 | 0 | 0 | 0 | 0 | 0 | 0 | 0 | 0 | 0 | 0 | 0 | 0 | 0 |
| K.Mack | 1 | 0 | 1 | 0 | 0 | 0 | 0 | 0 | 0 | 0 | 0 | 0 | 0 | 0 | 0 | 0 | 0 | 0 | 0 | 0 |
| D.Leonard | 1 | 0 | 1 | 0 | 0 | 0 | 0 | 0 | 0 | 0 | 0 | 0 | 0 | 0 | 0 | 0 | 0 | 0 | 0 | 0 |
| S.Matlock | 0 | 1 | 1 | 0 | 0 | 0 | 0 | 0 | 0 | 0 | 0 | 0 | 0 | 0 | 0 | 0 | 0 | 0 | 0 | 0 |
| J.Colson | 0 | 1 | 1 | 0 | 0 | 0 | 0 | 0 | 0 | 0 | 0 | 0 | 0 | 0 | 0 | 0 | 0 | 0 | 0 | 0 |
| J.Bosa | 0 | 0 | 0 | 0 | 0 | 0 | 2 | 0 | 0 | 0 | 0 | 0 | 0 | 0 | 0 | 0 | 0 | 0 | 0 | 0 |
| B.Dupree | 0 | 0 | 0 | 0 | 0 | 0 | 1 | 0 | 0 | 0 | 0 | 0 | 0 | 0 | 0 | 0 | 0 | 0 | 0 | 0 |
| T.Tuipulotu | 0 | 0 | 0 | 0 | 0 | 0 | 1 | 0 | 0 | 0 | 0 | 0 | 0 | 0 | 0 | 0 | 0 | 0 | 0 | 0 |
| C.Dicker | 0 | 0 | 0 | 0 | 0 | 0 | 0 | 0 | 0 | 0 | 0 | 1 | 0 | 0 | 0 | 0 | 0 | 0 | 0 | 0 |
| D.Davis | 0 | 0 | 0 | 0 | 0 | 0 | 0 | 0 | 0 | 0 | 0 | 0 | 0 | 0 | 1 | 0 | 0 | 0 | 0 | 0 |
| Total | 26 | 13 | 39 | 0 | 0 | 3 | 5 | 1 | 2 | 0 | 0 | 2 | 0 | 0 | 1 | 0 | 0 | 0 | 0 | 0 |

TKL = Tackle AST = Assist COMB = Combined QH=QB Hit IN = Interception PD = Pass Defense FF = Forced Fumble FR = Fumble Recovery

| Las Vegas Raiders | Regular Defensive Plays | | | | | | | | | | | Special Teams | | | | | Misc | | | |
|-------------------|-------------------------|-----------|-----------|----------|-----------|----------|----------|----------|----------|----------|----------|---------------|----------|----------|----------|----------|----------|----------|----------|----------|
| | TKL | AST | COMB | SK | / YDS | TFL | QH | IN | PD | FF | FR | TKL | AST | FF | FR | BL | TKL | AST | FF | FR |
| R.Spillane | 6 | 10 | 16 | 0 | 0 | 0 | 0 | 0 | 0 | 0 | 0 | 0 | 0 | 0 | 0 | 0 | 0 | 0 | 0 | 0 |
| D.Richardson | 5 | 5 | 10 | 0 | 0 | 0 | 0 | 0 | 0 | 0 | 0 | 0 | 0 | 0 | 0 | 0 | 0 | 0 | 0 | 0 |
| I.Pola-Mao | 4 | 4 | 8 | 0 | 0 | 1 | 0 | 0 | 0 | 0 | 0 | 1 | 0 | 0 | 0 | 0 | 0 | 0 | 0 | 0 |
| J.Laulu | 2 | 5 | 7 | 0 | 0 | 1 | 1 | 0 | 0 | 0 | 0 | 0 | 0 | 0 | 0 | 0 | 0 | 0 | 0 | 0 |
| T.Moehrig | 2 | 5 | 7 | 0 | 0 | 0 | 0 | 0 | 0 | 0 | 0 | 0 | 0 | 0 | 0 | 0 | 0 | 0 | 0 | 0 |
| D.Deablo | 2 | 5 | 7 | 0 | 0 | 1 | 0 | 0 | 0 | 0 | 0 | 0 | 0 | 0 | 0 | 0 | 0 | 0 | 0 | 0 |
| J.Jones | 3 | 2 | 5 | 0 | 0 | 0 | 0 | 0 | 1 | 0 | 0 | 0 | 0 | 0 | 0 | 0 | 0 | 0 | 0 | 0 |
| Z.Carter | 1 | 4 | 5 | 0 | 0 | 0 | 0 | 0 | 1 | 0 | 0 | 0 | 0 | 0 | 0 | 0 | 0 | 0 | 0 | 0 |
| A.Butler | 3 | 1 | 4 | 1 | 10 | 1 | 1 | 0 | 0 | 0 | 0 | 0 | 0 | 0 | 0 | 0 | 0 | 0 | 0 | 0 |
| C.Snowden | 3 | 1 | 4 | 0 | 0 | 0 | 1 | 0 | 0 | 0 | 0 | 0 | 0 | 0 | 0 | 0 | 0 | 0 | 0 | 0 |
| A.Burney | 3 | 1 | 4 | 0 | 0 | 1 | 0 | 0 | 0 | 0 | 0 | 0 | 0 | 0 | 0 | 0 | 0 | 0 | 0 | 0 |
| J.Jenkins | 1 | 3 | 4 | 0 | 0 | 0 | 0 | 0 | 0 | 0 | 0 | 0 | 0 | 0 | 0 | 0 | 0 | 0 | 0 | 0 |
| K.Kelly | 1 | 1 | 2 | 0 | 0 | 0 | 0 | 0 | 0 | 0 | 0 | 0 | 0 | 0 | 0 | 0 | 0 | 0 | 0 | 0 |
| K.Chaisson | 0 | 1 | 1 | 0 | 0 | 0 | 0 | 0 | 0 | 0 | 0 | 0 | 0 | 0 | 0 | 0 | 0 | 0 | 0 | 0 |
| D.Holmes | 0 | 1 | 1 | 0 | 0 | 0 | 0 | 0 | 0 | 0 | 0 | 0 | 0 | 0 | 0 | 0 | 0 | 0 | 0 | 0 |
| T.Wilson | 0 | 1 | 1 | 0 | 0 | 0 | 0 | 0 | 0 | 0 | 0 | 0 | 0 | 0 | 0 | 0 | 0 | 0 | 0 | 0 |
| T.Harper | 0 | 0 | 0 | 0 | 0 | 0 | 0 | 0 | 0 | 0 | 0 | 1 | 0 | 0 | 0 | 0 | 0 | 0 | 0 | 0 |
| A.Mattison | 0 | 0 | 0 | 0 | 0 | 0 | 0 | 0 | 0 | 0 | 0 | 0 | 0 | 0 | 0 | 0 | 1 | 0 | 0 | 0 |
| Total | 36 | 50 | 86 | 1 | 10 | 5 | 3 | 0 | 2 | 0 | 0 | 2 | 0 | 0 | 0 | 0 | 1 | 0 | 0 | 0 |

Play By Play

First Quarter

1/5/2025

LAC wins the coin toss and elects to defer. LV elects to Receive, and LAC elects to defend the north goal.

C.Dicker kicks 65 yards from LAC 35 to end zone, Touchback to the LV 30.

Las Vegas Raiders at 15:00

- 1-10-LV 30 (15:00) A.Mattison right guard to LV 32 for 2 yards (M.Fox; D.Henley).
- 2-8-LV 32 (14:20) A.O'Connell pass short right to M.Mayer to LV 32 for no gain (T.Still; D.Henley).
- 3-8-LV 32 (13:47) (Shotgun) A.O'Connell pass short middle to A.Mattison to LV 38 for 6 yards (T.Still).
- 4-2-LV 38 (13:04) A.Cole punts 62 yards to end zone, Center-J.Bobenmoyer, Touchback.

Los Angeles Chargers at 12:56

- 1-10-LAC 20 (12:56) J.Dobbins left guard to LAC 23 for 3 yards (C.Snowden).
- 2-7-LAC 23 (12:20) (Shotgun) J.Herbert pass short right to Q.Johnston to LAC 29 for 6 yards (R.Spillane; T.Moehrig).
- 3-1-LAC 29 (11:36) H.Haskins up the middle to LAC 29 for no gain (J.Laulu; T.Moehrig).
- 4-1-LAC 29 (10:56) J.Scott punts 47 yards to LV 24, Center-J.Harris, fair catch by T.Tucker.

Timeout at 10:50.

Las Vegas Raiders at 10:50

- 1-10-LV 24 (10:50) A.O'Connell pass incomplete deep left to B.Bowers.
- 2-10-LV 24 (10:45) C.Collier left tackle to LV 26 for 2 yards (D.James; T.Dye).
- Timeout #1 by LAC at 10:05.
- 3-8-LV 26 (10:05) (Shotgun) A.O'Connell pass short left to J.Meyers to LV 30 for 4 yards (C.Hart).
- 4-4-LV 30 (9:27) A.Cole punts 57 yards to LAC 13, Center-J.Bobenmoyer. D.Davis MUFFS catch, and recovers at LAC 12. D.Davis to LAC 12 for no gain (T.Harper).

Timeout at 09:19.

Los Angeles Chargers at 9:19

- 1-10-LAC 12 (9:19) (Shotgun) J.Herbert pass deep right to Q.Johnston pushed ob at LAC 49 for 37 yards (I.Pola-Mao). P1
- 1-10-LAC 49 (8:43) (Shotgun) J.Dobbins up the middle to LV 49 for 2 yards (J.Jenkins).
- 2-8-LV 49 (8:00) (Shotgun) J.Dobbins right guard to LV 39 for 10 yards (J.Jones). R2
- 1-10-LV 39 (7:22) H.Haskins up the middle to LV 35 for 4 yards (J.Laulu; R.Spillane).
- 2-6-LV 35 (6:45) (Shotgun) J.Herbert pass short right to Q.Johnston to LV 33 for 2 yards (J.Jones).
- 3-4-LV 33 (5:59) (Shotgun) J.Herbert sacked at LV 43 for -10 yards (A.Butler).
- 4-14-LV 43 (5:18) J.Scott punts 40 yards to LV 3, impetus ends at LV 1, Center-J.Harris, downed by LAC-J.Taylor.
- PENALTY on LV-D.Richardson, Illegal Block Above the Waist, 10 yards, enforced at LV 43 - No Play.*
- 4-4-LV 33 (5:08) C.Dicker 51 yard field goal is No Good, Wide Left, Center-J.Harris, Holder-J.Scott.

Timeout at 05:03.

Las Vegas Raiders at 5:03

- 1-10-LV 41 (5:03) (Shotgun) A.O'Connell pass short right to J.Meyers ran ob at 50 for 9 yards.
- 2-1-50 (4:44) (No Huddle) A.O'Connell right guard to LAC 48 for 2 yards (O.Ogbonnia). R1
- 1-10-LAC 48 (4:08) A.O'Connell pass deep left to J.Meyers to LAC 28 for 20 yards (T.Still). P2
- 1-10-LAC 28 (3:31) (Shotgun) A.O'Connell pass short left to J.Meyers pushed ob at LAC 22 for 6 yards (K.Fulton).
- 2-4-LAC 22 (2:58) (Shotgun) A.O'Connell pass incomplete short right.
- 3-4-LAC 22 (2:54) (Shotgun) A.O'Connell pass incomplete deep left to B.Bowers.
- 4-4-LAC 22 (2:50) **D.Carson 40 yard field goal is GOOD, Center-J.Bobenmoyer, Holder-A.Cole.**

Timeout at 02:46.

LAC 0 LV 3, 7 plays, 37 yards, 2:17 drive, 12:14 elapsed

D.Carson kicks 65 yards from LV 35 to end zone, Touchback to the LAC 30.

Los Angeles Chargers at 2:46

- 1-10-LAC 30 (2:46) (Shotgun) J.Dobbins right tackle to LAC 33 for 3 yards (J.Jenkins; R.Spillane).
- 2-7-LAC 33 (2:23) (No Huddle, Shotgun) J.Herbert pass deep left to L.McConkey to LV 20 for 47 yards (D.Richardson). P3
- 1-10-LV 20 (1:38) J.Dobbins right end to LV 22 for -2 yards (A.Burney, J.Jones).
- 2-12-LV 22 (:58) (Shotgun) J.Herbert pass short right to L.McConkey to LV 15 for 7 yards (R.Spillane).
- 3-5-LV 15 (:18) (Shotgun) J.Herbert pass incomplete short left to W.Dissly [J.Laulu].
- 4-5-LV 15 (:14) **C.Dicker 33 yard field goal is GOOD, Center-J.Harris, Holder-J.Scott.**

LAC 3 LV 3, 6 plays, 55 yards, 2:35 drive, 14:49 elapsed

Los Angeles Chargers vs Las Vegas Raiders at Allegiant Stadium

C.Dicker kicks 65 yards from LAC 35 to end zone, Touchback to the LV 30.

Las Vegas Raiders at 0:11

1-10-LV 30 (:11) A.Mattison right tackle pushed ob at LV 41 for 11 yards (A.Gilman).

R3

END OF QUARTER

| | Score | Time Poss | First Downs | | | | Efficiencies | |
|----------------------|-------|-----------|-------------|---|---|---|--------------|--------|
| | | | R | P | X | T | 3 Down | 4 Down |
| Los Angeles Chargers | 3 | 8:57 | 1 | 2 | 0 | 3 | 0/3 | 0/0 |
| Las Vegas Raiders | 3 | 6:03 | 2 | 1 | 0 | 3 | 0/3 | 0/0 |

Second Quarter

Play By Play

Las Vegas Raiders continued.

- 1-10-LV 41 (15:00) (Shotgun) A.O'Connell pass deep middle to J.Meyers to LAC 37 for 22 yards (K.Fulton) [O.Ogbonnia]. P4
Penalty on LAC-J.Bosa, Defensive Offside, declined.
- 1-10-LAC 37 (14:31) (Shotgun) A.O'Connell pass incomplete short right.
PENALTY on LAC-J.Bosa, Defensive Offside, 5 yards, enforced at LAC 37 - No Play.
- 1-5-LAC 32 (14:26) (Shotgun) A.Mattison up the middle to LAC 28 for 4 yards (T.Dye).
- 2-1-LAC 28 (13:47) A.O'Connell up the middle to LAC 25 for 3 yards (T.Tart). R5
- 1-10-LAC 25 (13:09) (Shotgun) **A.O'Connell pass deep left to J.Meyers for 25 yards, TOUCHDOWN.** P6
D.Carlson extra point is GOOD, Center-J.Bobenmoyer, Holder-A.Cole.

Timeout at 13:04.

LAC 3 LV 10, 5 plays, 70 yards, 1 penalty, 2:07 drive, 1:56 elapsed

D.Carlson kicks 65 yards from LV 35 to end zone, Touchback to the LAC 30.

Los Angeles Chargers at 13:04

- 1-10-LAC 30 (13:04) J.Herbert pass deep middle to Q.Johnston to LV 48 for 22 yards (R.Spillane). P4
- 1-10-LV 48 (12:20) S.Mustipher reported in as eligible. J.Dobbins left guard to LV 44 for 4 yards (D.Deablo; J.Jones).
- 2-6-LV 44 (11:44) (Shotgun) J.Herbert pass short left to D.Davis to LV 39 for 5 yards (D.Richardson).
Timeout #2 by LAC at 11:07.
Timeout #1 by LV at 11:07.
- 3-1-LV 39 (11:07) J.Herbert up the middle to LV 39 for no gain (T.Moehrig).
- 4-1-LV 39 (10:15) J.Herbert up the middle to LV 37 for 2 yards (A.Butler). R5
- 1-10-LV 37 (9:34) (No Huddle, Shotgun) J.Herbert pass incomplete deep right to D.Chark.
- 2-10-LV 37 (9:29) (Shotgun) J.Dobbins up the middle to LV 29 for 8 yards (I.Pola-Mao; K.Chaisson).
- 3-2-LV 29 (8:48) (Shotgun) J.Dobbins left tackle to LV 23 for 6 yards (D.Richardson; R.Spillane). R6
PENALTY on LV-J.Laulu, Defensive Holding, 5 yards, enforced at LV 23. X7
- 1-10-LV 18 (8:18) (Shotgun) J.Herbert pass incomplete deep middle to L.McConkey.
- 2-10-LV 18 (8:15) (Shotgun) J.Herbert pass short right to Q.Johnston to LV 10 for 8 yards (J.Jones).
- 3-2-LV 10 (7:33) (Shotgun) J.Dobbins right guard to LV 7 for 3 yards (A.Butler). R8
- 1-7-LV 7 (6:55) D.Davis left end pushed ob at LV 8 for -1 yards (I.Pola-Mao).
- 2-8-LV 8 (6:27) (Shotgun) J.Herbert pass incomplete short right to D.Chark.
- 3-8-LV 8 (6:22) (Shotgun) *PENALTY on LAC-J.Alt, False Start, 5 yards, enforced at LV 8 - No Play.*
- 3-13-LV 13 (6:22) (Shotgun) J.Herbert pass short right to D.Davis for 13 yards, TOUCHDOWN NULLIFIED by Penalty.
PENALTY on LAC-T.Pipkins, Offensive Holding, 10 yards, enforced at LV 13 - No Play.
- 3-23-LV 23 (6:15) (Shotgun) J.Herbert pass short left to J.Dobbins to LV 14 for 9 yards (I.Pola-Mao; R.Spillane).
- 4-14-LV 14 (5:32) **C.Dicker 32 yard field goal is GOOD, Center-J.Harris, Holder-J.Scott.**

Timeout at 05:28.

LAC 6 LV 10, 15 plays, 56 yards, 1 penalty, 7:36 drive, 9:32 elapsed

C.Dicker kicks 65 yards from LAC 35 to end zone, Touchback to the LV 30.

Las Vegas Raiders at 5:28

- 1-10-LV 30 (5:28) A.Mattison left guard to LV 34 for 4 yards (D.Henley).
- 2-6-LV 34 (4:52) (Shotgun) A.Mattison left tackle to LV 33 for -1 yards (D.James).
- 3-7-LV 33 (4:10) (Shotgun) A.O'Connell pass incomplete short middle to B.Bowers [J.Bosa].
- 4-7-LV 33 (4:05) A.Cole punts 60 yards to LAC 7, Center-J.Bobenmoyer. D.Davis to LAC 17 for 10 yards (I.Pola-Mao).

Timeout at 03:52.

Los Angeles Chargers at 3:52

- 1-10-LAC 17 (3:52) J.Herbert pass short left to Q.Johnston to LAC 29 for 12 yards (D.Richardson). P9
- 1-10-LAC 29 (3:19) (Shotgun) J.Herbert pass short middle to W.Dissly to LAC 35 for 6 yards (R.Spillane).
- 2-4-LAC 35 (2:52) (No Huddle, Shotgun) J.Herbert pass incomplete short left to L.McConkey (Z.Carter).
- 3-4-LAC 35 (2:48) (Shotgun) J.Herbert pass short left to W.Dissly to LAC 49 for 14 yards (D.Holmes; D.Richardson). P10
- 1-10-LAC 49 (2:24) (No Huddle, Shotgun) J.Herbert pass deep middle to L.McConkey to LV 34 for 17 yards (I.Pola-Mao). P11

Two-Minute Warning

Los Angeles Chargers vs Las Vegas Raiders at Allegiant Stadium

- 1-10-LV 34 (2:00) (Shotgun) J.Herbert pass short left to Q.Johnston pushed ob at LV 27 for 7 yards (D.Deablo; D.Richardson).
- 2-3-LV 27 (1:54) (Shotgun) J.Herbert pass short left to J.Dobbins to LV 31 for -4 yards (D.Deablo).
Timeout #2 by LV at 01:14.
- 3-7-LV 31 (1:14) (Shotgun) J.Herbert pass incomplete short middle to L.McConkey (J.Jones).
- 4-7-LV 31 (1:10) **C.Dicker 49 yard field goal is GOOD, Center-J.Harris, Holder-J.Scott.**

Timeout at 01:05.

LAC 9 LV 10, 9 plays, 52 yards, 2:47 drive, 13:55 elapsed

C.Dicker kicks 58 yards from LAC 35 to LV 7. D.Laube to LV 26 for 19 yards (T.Dye).

Las Vegas Raiders at 1:05, (1st play from scrimmage 1:01)

- 1-10-LV 26 (1:01) (Shotgun) A.O'Connell pass short right to M.Mayer to LV 31 for 5 yards (C.Hart).
- 2-5-LV 31 (:44) (No Huddle, Shotgun) A.O'Connell pass short right intended for A.Mattison INTERCEPTED by D.Henley at LV 34. D.Henley to LV 30 for 4 yards (A.Mattison).

Los Angeles Chargers at 0:38

- 1-10-LV 30 (:38) (Shotgun) J.Herbert pass short left to Q.Johnston to LV 25 for 5 yards (T.Moehrig).
Timeout #3 by LAC at 00:31.
- 2-5-LV 25 (:31) (Shotgun) J.Herbert pass short middle to Q.Johnston to LV 6 for 19 yards (D.Deablo; R.Spillane). P12

1-6-LV 6 (:15) (No Huddle) J.Herbert spiked the ball to stop the clock.

2-6-LV 6 (:14) (Shotgun) **J.Herbert pass short middle to D.Chark for 6 yards, TOUCHDOWN.** P13

TWO-POINT CONVERSION ATTEMPT. J.Herbert pass to L.McConkey is complete. ATTEMPT SUCCEEDS.

LAC 17 LV 10, 4 plays, 30 yards, 0:28 drive, 14:50 elapsed

C.Dicker kicks 65 yards from LAC 35 to end zone, Touchback to the LV 30.

Las Vegas Raiders at 0:10

- 1-10-LV 30 (:10) A.O'Connell kneels to LV 29 for -1 yards.

END OF QUARTER

| | Score | Time Poss | First Downs | | | | Efficiencies | |
|-----------------------------|-----------|--------------|-------------|----------|----------|-----------|--------------|------------|
| | | | R | P | X | T | 3 Down | 4 Down |
| Los Angeles Chargers | 17 | 10:51 | 3 | 6 | 1 | 10 | 3/6 | 1/1 |
| Las Vegas Raiders | 10 | 4:09 | 1 | 2 | 0 | 3 | 0/1 | 0/0 |

Third Quarter

1/5/2025

Play By Play

LAC elects to Receive, and LV elects to defend the North goal.

D.Carlson kicks 65 yards from LV 35 to end zone, Touchback to the LAC 30.

Los Angeles Chargers at 15:00

- 1-10-LAC 30 (15:00) J.Herbert pass short middle to J.Dobbins to LAC 37 for 7 yards (I.Pola-Mao; R.Spillane).
- 2-3-LAC 37 (14:23) J.Dobbins up the middle to LAC 39 for 2 yards (C.Snowden).
- 3-1-LAC 39 (13:45) (Shotgun) H.Haskins right guard to LAC 41 for 2 yards (J.Laulu). R14
- 1-10-LAC 41 (13:05) J.Herbert pass short left to L.McConkey to LV 40 for 19 yards (I.Pola-Mao). P15
- 1-10-LV 40 (12:22) (Shotgun) J.Dobbins right tackle to LV 41 for -1 yards (J.Laulu, R.Spillane).
- 2-11-LV 41 (11:46) (Shotgun) J.Herbert pass short right to W.Dissly to LV 26 for 15 yards (D.Deablo). P16
- 1-10-LV 26 (11:03) S.Mustipher reported in as eligible. J.Dobbins right tackle pushed ob at LV 16 for 10 yards (K.Kelly). LAC-T.Pipkins was injured during the play. R17

Timeout at 10:54.

- 1-10-LV 16 (10:48) (Shotgun) J.Herbert pass short left to Q.Johnston to LV 9 for 7 yards (T.Wilson; K.Kelly).
- 2-3-LV 9 (10:01) (Shotgun) *PENALTY on LAC, Delay of Game, 5 yards, enforced at LV 9 - No Play.*
- 2-8-LV 14 (9:41) (Shotgun) J.Herbert pass incomplete short middle to Q.Johnston.
- 3-8-LV 14 (9:37) (Shotgun) J.Herbert pass incomplete short left to Q.Johnston (K.Kelly). X18
- PENALTY on LV-K.Kelly, Defensive Pass Interference, 13 yards, enforced at LV 14 - No Play.*
- ** Injury Update: LAC-T.Pipkins return is Questionable.*
- 1-1-LV 1 (9:32) S.Mustipher reported in as eligible. J.Dobbins up the middle to LV 1 for no gain (J.Jenkins; A.Burney).
- 2-1-LV 1 (8:51) H.Haskins left guard to LV 1 for no gain (A.Butler; Z.Carter).
- 3-1-LV 1 (8:09) S.Mustipher reported in as eligible. J.Dobbins up the middle to LV 1 for no gain (D.Deablo; Z.Carter).
- 4-1-LV 1 (7:13) **C.Dicker 20 yard field goal is GOOD, Center-J.Harris, Holder-J.Scott.**

Timeout at 07:10.

LAC 20 LV 10, 13 plays, 69 yards, 1 penalty, 7:50 drive, 7:50 elapsed

Los Angeles Chargers

*** Injury Update: LV-D.Holmes return is Questionable.*

C.Dicker kicks 65 yards from LAC 35 to end zone, Touchback to the LV 30.

Las Vegas Raiders at 7:10, (1st play from scrimmage 7:09)

- 1-10-LV 30 (7:09) (Shotgun) A.O'Connell scrambles left end to LV 39 for 9 yards (K.Mack).
- 2-1-LV 39 (6:21) C.Collier right tackle to LV 38 for -1 yards (P.Ford). X7
- PENALTY on LAC-T.Tart, Defensive Holding, 5 yards, enforced at LV 39 - No Play.*
- 1-10-LV 44 (5:56) (Shotgun) A.O'Connell pass incomplete short left to C.Collier.
- 2-10-LV 44 (5:51) (Shotgun) A.O'Connell pass short left to B.Bowers to LV 46 for 2 yards (D.James).
- 3-8-LV 46 (5:07) (Shotgun) A.O'Connell pass short middle to B.Bowers to LAC 33 for 21 yards (A.Gilman). P8
- 1-10-LAC 33 (4:24) C.Collier right tackle to LAC 29 for 4 yards (M.Fox; S.Matlock).
- 2-6-LAC 29 (3:45) (Shotgun) A.O'Connell pass short left to C.Collier to LAC 33 for -4 yards (T.Still, T.Dye).
- 3-10-LAC 33 (3:04) (Shotgun) A.O'Connell pass short middle to J.Meyers to LAC 29 for 4 yards (T.Still).
- 4-6-LAC 29 (2:20) **D.Carlson 47 yard field goal is GOOD, Center-J.Bobenmoyer, Holder-A.Cole.**

Timeout at 02:15.

LAC 20 LV 13, 8 plays, 41 yards, 1 penalty, 4:55 drive, 12:45 elapsed

D.Carlson kicks 65 yards from LV 35 to end zone, Touchback to the LAC 30.

Los Angeles Chargers at 2:15

- 1-10-LAC 30 (2:15) *PENALTY on LAC-S.Matlock, False Start, 5 yards, enforced at LAC 30 - No Play.*
- 1-15-LAC 25 (2:15) (Shotgun) J.Herbert pass short middle to L.McConkey to LAC 30 for 5 yards (A.Burney).
- 2-10-LAC 30 (1:35) J.Herbert pass short left to W.Dissly to LAC 35 for 5 yards (A.Burney).
- 3-5-LAC 35 (:54) (Shotgun) J.Herbert pass short middle to Q.Johnston to LAC 49 for 14 yards (D.Richardson; T.Moehrig). P19
- 1-10-LAC 49 (:15) J.Dobbins up the middle to LV 45 for 6 yards (J.Laulu; Z.Carter).

END OF QUARTER

| | Score | Time Poss | First Downs | | | | Efficiencies | |
|----------------------|-------|-----------|-------------|---|---|---|--------------|--------|
| | | | R | P | X | T | 3 Down | 4 Down |
| Los Angeles Chargers | 20 | 10:05 | 2 | 3 | 1 | 6 | 2/3 | 0/0 |
| Las Vegas Raiders | 13 | 4:55 | 0 | 1 | 1 | 2 | 1/2 | 0/0 |

Fourth Quarter

1/5/2025

Play By Play

Los Angeles Chargers continued.

| | | |
|-----------------|--|-----|
| 2-4-LV 45 | (15:00) J.Herbert scrambles right tackle to LV 4 for 41 yards (C.Snowden). | R20 |
| <u>1-4-LV 4</u> | (14:09) J.Dobbins left guard to LV 2 for 2 yards (R.Spillane; I.Pola-Mao). | |
| 2-2-LV 2 | (13:36) J.Herbert pass short middle to W.Dissly for 2 yards, TOUCHDOWN [C.Snowden]. | P21 |
| | C.Dicker extra point is GOOD, Center-J.Harris, Holder-J.Scott. | |

Timeout at 13:32.

LAC 27 LV 13, 7 plays, 70 yards, 3:43 drive, 1:28 elapsed

C.Dicker kicks 62 yards from LAC 35 to LV 3. C.Collier to LV 42 for 39 yards (C.Dicker).

Las Vegas Raiders at 13:32, (1st play from scrimmage 13:26)

| | | |
|-------------|--|-----|
| 1-10-LV 42 | (13:26) (Shotgun) A.O'Connell pass deep middle to J.Meyers to LAC 34 for 24 yards (A.Gilman). | P9 |
| | ** Injury Update: LAC-K.Fulton return is Questionable. | |
| 1-10-LAC 34 | (12:41) A.O'Connell sacked at LAC 48 for -14 yards (sack split by B.Dupree and M.Fox). FUMBLES (B.Dupree) [M.Fox], and recovers at LAC 49. LV-A.O'Connell was injured during the play. | X10 |
| | <i>PENALTY on LAC-D.James, Illegal Contact, 5 yards, enforced at LAC 34 - No Play.</i> | |

Timeout at 12:34.

| | | |
|--------------------|--|-----|
| <u>1-10-LAC 29</u> | (12:27) (Shotgun) D.Ridder pass short middle to M.Mayer to LAC 18 for 11 yards (T.Jefferson; D.Henley). | P11 |
| <u>1-10-LAC 18</u> | (11:47) (Shotgun) D.Ridder pass incomplete deep left [B.Dupree]. | |
| 2-10-LAC 18 | (11:43) (Shotgun) A.Mattison left end to LAC 18 for no gain (D.Henley). | |
| 3-10-LAC 18 | (11:00) (Shotgun) A.O'Connell pass incomplete deep left to J.Meyers [J.Bosa]. ** Injury Update: LV-A.O'Connell has returned to the game. | |
| | Timeout #1 by LAC at 10:55. | |
| 4-10-LAC 18 | (10:55) (Shotgun) A.O'Connell pass incomplete deep middle to B.Bowers (D.James). | |

Timeout at 10:50.

Los Angeles Chargers at 10:50

| | | |
|-------------------|--|-----|
| 1-10-LAC 19 | (10:50) (Shotgun) J.Dobbins up the middle to LAC 21 for 2 yards (C.Snowden; Z.Carter). ** Injury Update: LAC-T.Pipkins has returned to the game. | |
| 2-8-LAC 21 | (10:08) (Shotgun) J.Herbert pass deep left to Q.Johnston to LV 40 for 39 yards (D.Richardson). | P22 |
| <u>1-10-LV 40</u> | (9:36) (No Huddle, Shotgun) J.Herbert pass short left to Q.Johnston pushed ob at LV 32 for 8 yards (D.Richardson). | |
| 2-2-LV 32 | (8:57) H.Haskins right guard to LV 30 for 2 yards (T.Moehrig; J.Jenkins). | R23 |
| <u>1-10-LV 30</u> | (8:14) H.Haskins up the middle to LV 27 for 3 yards (R.Spillane). | |
| 2-7-LV 27 | (7:32) (Shotgun) H.Haskins left tackle to LV 15 for 12 yards (D.Richardson; R.Spillane). | R24 |
| | Timeout #2 by LAC at 06:47. | |
| <u>1-10-LV 15</u> | (6:47) J.Dobbins left guard to LV 10 for 5 yards (R.Spillane). | |
| 2-5-LV 10 | (6:02) (Shotgun) H.Haskins left guard to LV 8 for 2 yards (J.Laulu; T.Moehrig). | |
| 3-3-LV 8 | (5:19) (Shotgun) H.Haskins left tackle to LV 4 for 4 yards (R.Spillane). | R25 |
| <u>1-4-LV 4</u> | (4:37) H.Haskins left guard to LV 4 for no gain (Z.Carter). | |
| 2-4-LV 4 | (3:53) (Shotgun) H.Haskins up the middle to LV 2 for 2 yards (D.Deablo; J.Laulu). | |
| | Timeout #1 by LV at 03:43. | |
| 3-2-LV 2 | (3:43) S.Mustipher reported in as eligible. H.Haskins right tackle for 2 yards, TOUCHDOWN. | R26 |
| | C.Dicker extra point is GOOD, Center-J.Harris, Holder-J.Scott. | |

LAC 34 LV 13, 12 plays, 81 yards, 7:12 drive, 11:22 elapsed

C.Dicker kicks 65 yards from LAC 35 to end zone, Touchback to the LV 30.

Las Vegas Raiders at 3:38

| | | |
|--------------------|--|-----|
| 1-10-LV 30 | (3:38) (Shotgun) A.O'Connell pass short middle to B.Bowers to LV 45 for 15 yards (T.Jefferson). | P12 |
| <u>1-10-LV 45</u> | (3:16) (No Huddle, Shotgun) A.O'Connell pass short left to T.Tucker to LAC 48 for 7 yards (D.Leonard). | |
| 2-3-LAC 48 | (2:57) (No Huddle, Shotgun) A.O'Connell pass short middle to A.Mattison to LAC 43 for 5 yards (T.Dye) [T.Tuipulotu]. | P13 |
| <u>1-10-LAC 43</u> | (2:32) (No Huddle, Shotgun) A.O'Connell pass short right to A.Mattison to LAC 46 for -3 yards (T.Jefferson). | |
| 2-13-LAC 46 | (2:07) (No Huddle, Shotgun) A.O'Connell pass incomplete deep left to T.Tucker. | |

Two-Minute Warning

| | | |
|--------------------|--|-----|
| 3-13-LAC 46 | (2:00) (Shotgun) A.O'Connell pass short left to T.Tucker to LAC 40 for 6 yards (T.Still; J.Colson). | |
| 4-7-LAC 40 | (1:35) (No Huddle, Shotgun) A.O'Connell pass short right to T.Tucker to LAC 29 for 11 yards (T.Still). | P14 |
| <u>1-10-LAC 29</u> | (1:06) (No Huddle, Shotgun) A.O'Connell pass short left to J.Meyers to LAC 20 for 9 yards (T.Dye). | |
| | Timeout #2 by LV at 00:59. | |

Los Angeles Chargers vs Las Vegas Raiders at Allegiant Stadium

2-1-LAC 20 (:59) (Shotgun) A.O'Connell pass short left to A.Mattison to LAC 17 for 3 yards (C.Hart).

P15

1-10-LAC 17 (:38) (No Huddle, Shotgun) A.O'Connell pass short left to M.Mayer ran ob at LAC 12 for 5 yards.

2-5-LAC 12 (:34) (Shotgun) A.O'Connell pass incomplete short middle to B.Bowers.

3-5-LAC 12 **(:30) (Shotgun) A.O'Connell pass short right to B.Bowers for 12 yards, TOUCHDOWN.**

P16

D.Carlson extra point is GOOD, Center-J.Bobenmoyer, Holder-A.Cole.

| |
|--|
| LAC 34 LV 20, 12 plays, 70 yards, 3:13 drive, 14:35 elapsed |
|--|

D.Carlson kicks onside 9 yards from LV 35 to LV 44. W.Dissly (didn't try to advance) ran ob at LV 43 for 1 yard.

Los Angeles Chargers at 0:25, (1st play from scrimmage 0:23)

1-10-LV 43 (:23) J.Herbert kneels to LV 44 for -1 yards.

END OF QUARTER

| | Score | Time Poss | First Downs | | | | Efficiencies | |
|-----------------------------|-----------|-------------|-------------|----------|----------|----------|--------------|------------|
| | | | R | P | X | T | 3 Down | 4 Down |
| Los Angeles Chargers | 34 | 9:05 | 5 | 2 | 0 | 7 | 2/2 | 0/0 |
| Las Vegas Raiders | 20 | 5:55 | 0 | 7 | 1 | 8 | 1/3 | 1/2 |

Miscellaneous Statistics Report

Los Angeles Chargers vs Las Vegas Raiders
1/5/2025 at Allegiant Stadium

Ten Longest Plays for Los Angeles Chargers

| Yards | Qtr | Play Start | Play Description |
|-------|-----|-------------|--|
| 47 | 1 | 2-7-LAC 33 | (2:23) (No Huddle, Shotgun) J.Herbert pass deep left to L.McConkey to LV 20 for 47 yards (D.Richardson). |
| 41 | 4 | 2-4-LV 45 | (15:00) J.Herbert scrambles right tackle to LV 4 for 41 yards (C.Snowden). |
| 39 | 4 | 2-8-LAC 21 | (10:08) (Shotgun) J.Herbert pass deep left to Q.Johnston to LV 40 for 39 yards (D.Richardson). |
| 37 | 1 | 1-10-LAC 12 | (9:19) (Shotgun) J.Herbert pass deep right to Q.Johnston pushed ob at LAC 49 for 37 yards (I.Pola-Mao). |
| 22 | 2 | 1-10-LAC 30 | (13:04) J.Herbert pass deep middle to Q.Johnston to LV 48 for 22 yards (R.Spillane). |
| 19 | 2 | 2-5-LV 25 | (:31) (Shotgun) J.Herbert pass short middle to Q.Johnston to LV 6 for 19 yards (D.Deablo; R.Spillane). |
| 19 | 3 | 1-10-LAC 41 | (13:05) J.Herbert pass short left to L.McConkey to LV 40 for 19 yards (I.Pola-Mao). |
| 17 | 2 | 1-10-LAC 49 | (2:24) (No Huddle, Shotgun) J.Herbert pass deep middle to L.McConkey to LV 34 for 17 yards (I.Pola-Mao). |
| 15 | 3 | 2-11-LV 41 | (11:46) (Shotgun) J.Herbert pass short right to W.Dissly to LV 26 for 15 yards (D.Deablo). |
| 14 | 2 | 3-4-LAC 35 | (2:48) (Shotgun) J.Herbert pass short left to W.Dissly to LAC 49 for 14 yards (D.Holmes; D.Richardson). |

Ten Longest Plays for Las Vegas Raiders

| Yards | Qtr | Play Start | Play Description |
|-------|-----|-------------|--|
| 25 | 2 | 1-10-LAC 25 | (13:09) (Shotgun) A.O'Connell pass deep left to J.Meyers for 25 yards, TOUCHDOWN. |
| 24 | 4 | 1-10-LV 42 | (13:26) (Shotgun) A.O'Connell pass deep middle to J.Meyers to LAC 34 for 24 yards (A.Gilman). |
| 22 | 2 | 1-10-LV 41 | (15:00) (Shotgun) A.O'Connell pass deep middle to J.Meyers to LAC 37 for 22 yards (K.Fulton) [O.Ogbonnia]. |
| 21 | 3 | 3-8-LV 46 | (5:07) (Shotgun) A.O'Connell pass short middle to B.Bowers to LAC 33 for 21 yards (A.Gilman). |
| 20 | 1 | 1-10-LAC 48 | (4:08) A.O'Connell pass deep left to J.Meyers to LAC 28 for 20 yards (T.Still). |
| 15 | 4 | 1-10-LV 30 | (3:38) (Shotgun) A.O'Connell pass short middle to B.Bowers to LV 45 for 15 yards (T.Jefferson). |
| 12 | 4 | 3-5-LAC 12 | (:30) (Shotgun) A.O'Connell pass short right to B.Bowers for 12 yards, TOUCHDOWN. |
| 11 | 1 | 1-10-LV 30 | (:11) A.Mattison right tackle pushed ob at LV 41 for 11 yards (A.Gilman). |
| 11 | 4 | 1-10-LAC 29 | (12:27) (Shotgun) D.Ridder pass short middle to M.Mayer to LAC 18 for 11 yards (T.Jefferson; D.Henley). |
| 11 | 4 | 4-7-LAC 40 | (1:35) (No Huddle, Shotgun) A.O'Connell pass short right to T.Tucker to LAC 29 for 11 yards (T.Still). |

Touchdown Scoring Information

| | | Offense | Defense | Special Teams |
|----------------|----------------------|---------|---------|---------------|
| VISITOR | Los Angeles Chargers | 3 | 0 | 0 |
| HOME | Las Vegas Raiders | 2 | 0 | 0 |

Player Scoring Information

| Club | Player | TD | Rush TD | Rec TD | KO TD | Punt TD | Int TD | Fum TD | Misc TD | FG | XP | 2Pt Rush | 2Pt Rec | Sfty | Points |
|------|------------|----|---------|--------|-------|---------|--------|--------|---------|----|----|----------|---------|------|--------|
| LAC | C.Dicker | 0 | 0 | 0 | 0 | 0 | 0 | 0 | 0 | 4 | 2 | 0 | 0 | 0 | 14 |
| LAC | H.Haskins | 0 | 1 | 0 | 0 | 0 | 0 | 0 | 0 | 0 | 0 | 0 | 0 | 0 | 6 |
| LAC | W.Dissly | 0 | 0 | 1 | 0 | 0 | 0 | 0 | 0 | 0 | 0 | 0 | 0 | 0 | 6 |
| LAC | D.Chark | 0 | 0 | 1 | 0 | 0 | 0 | 0 | 0 | 0 | 0 | 0 | 0 | 0 | 6 |
| LAC | L.McConkey | 0 | 0 | 0 | 0 | 0 | 0 | 0 | 0 | 0 | 0 | 0 | 1 | 0 | 2 |
| LV | D.Carlson | 0 | 0 | 0 | 0 | 0 | 0 | 0 | 0 | 2 | 2 | 0 | 0 | 0 | 8 |
| LV | J.Meyers | 0 | 0 | 1 | 0 | 0 | 0 | 0 | 0 | 0 | 0 | 0 | 0 | 0 | 6 |
| LV | B.Bowers | 0 | 0 | 1 | 0 | 0 | 0 | 0 | 0 | 0 | 0 | 0 | 0 | 0 | 6 |

Possession Detail

| | First Half | | Second Half | | Game | |
|-----------------------------|------------|------|-------------|-------|---------|-------|
| | Visitor | Home | Visitor | Home | Visitor | Home |
| Largest Lead | 7 | 7 | 21 | 0 | 21 | 7 |
| Drives Leading | 0 | 2 | 4 | 0 | 4 | 2 |
| Time of Possession Leading | 0:00 | 2:03 | 19:10 | 0:00 | 19:10 | 2:03 |
| Largest Deficit | -7 | -7 | 0 | -21 | -7 | -21 |
| Drives Trailing | 4 | 1 | 0 | 3 | 4 | 4 |
| Time of Possession Trailing | 13:26 | 0:10 | 0:00 | 10:50 | 13:26 | 11:00 |
| Times Score Tied Up | | 1 | | 0 | | 1 |
| Lead Changes | | 3 | | 0 | | 3 |

Playtime Percentage

Percent of playtime per player on offense, defense and special teams (Unofficial)

Los Angeles Chargers

Las Vegas Raiders

| | | Los Angeles Chargers | | | | Las Vegas Raiders | | | | | | | | |
|---------------|----|----------------------|---------|---------------|-----|-------------------|---------|---------------|------|----|-----|------|-----|-----|
| | | Offense | Defense | Special Teams | | Offense | Defense | Special Teams | | | | | | |
| J.Alt | T | 75 | 100% | 7 | 24% | A.James | C | 51 | 100% | 4 | 14% | | | |
| J.Salyer | G | 75 | 100% | 7 | 24% | D.Glaze | T | 51 | 100% | 4 | 14% | | | |
| Z.Johnson | G | 75 | 100% | 7 | 24% | D.Parham | G | 51 | 100% | 4 | 14% | | | |
| J.Herbert | QB | 75 | 100% | | | J.Powers-Johnson | G | 51 | 100% | 4 | 14% | | | |
| B.Bozeman | C | 75 | 100% | | | K.Miller | T | 51 | 100% | 4 | 14% | | | |
| T.Pipkins | T | 62 | 83% | 5 | 17% | J.Meyers | WR | 48 | 94% | | | | | |
| Q.Johnston | WR | 55 | 73% | | | A.O'Connell | QB | 48 | 94% | | | | | |
| L.McConkey | WR | 51 | 68% | 1 | 3% | B.Bowers | TE | 48 | 94% | | | | | |
| J.Dobbins | RB | 49 | 65% | | | M.Mayer | TE | 41 | 80% | 4 | 14% | | | |
| W.Dissly | TE | 43 | 57% | 3 | 10% | T.Tucker | WR | 41 | 80% | 2 | 7% | | | |
| D.Chark | WR | 37 | 49% | | | A.Mattison | RB | 37 | 73% | | | | | |
| S.Matlock | FB | 28 | 37% | 3 | 6% | 15 | 52% | T.Marshall | WR | 14 | 27% | | | |
| H.Haskins | RB | 27 | 36% | | | 17 | 59% | C.Collier | RB | 13 | 25% | 13 | 45% | |
| T.Fisk | TE | 26 | 35% | | | 2 | 7% | H.Bryant | TE | 11 | 22% | 3 | 10% | |
| D.Davis | WR | 23 | 31% | | | 8 | 28% | D.Ridder | QB | 3 | 6% | | | |
| S.Smartt | TE | 14 | 19% | | | 10 | 34% | R.Keyton | WR | 1 | 2% | 16 | 55% | |
| F.Sarell | T | 13 | 17% | | | 7 | 24% | D.Laube | RB | 1 | 2% | 13 | 45% | |
| D.Fitzpatrick | WR | 10 | 13% | | | | | I.Pola-Mao | FS | | 75 | 100% | 3 | 10% |
| H.Hurst | TE | 6 | 8% | | | | | R.Spillane | LB | | 75 | 100% | | |
| S.Mustipher | C | 5 | 7% | | | 7 | 24% | T.Moehrig | FS | | 74 | 99% | | |
| K.Vidal | RB | 1 | 1% | | | | | D.Richardson | CB | | 71 | 95% | 2 | 7% |
| T.Still | CB | | | 41 | 80% | 15 | 52% | J.Jones | CB | | 69 | 92% | | |
| C.Hart | CB | | | 41 | 80% | 1 | 3% | J.Laulu | DT | | 62 | 83% | 7 | 24% |
| T.Dye | LB | | | 40 | 78% | 22 | 76% | K.Chaisson | LB | | 59 | 79% | | |
| D.Henley | LB | | | 39 | 76% | 5 | 17% | D.Deablo | LB | | 56 | 75% | 3 | 10% |
| A.Gilman | SS | | | 39 | 76% | 2 | 7% | J.Jenkins | DT | | 51 | 68% | 7 | 24% |
| D.James | SS | | | 39 | 76% | | | A.Butler | DT | | 47 | 63% | 7 | 24% |
| T.Tuipulotu | DE | | | 38 | 75% | 22 | 76% | T.Wilson | DE | | 38 | 51% | 7 | 24% |
| T.Jefferson | SS | | | 30 | 59% | 12 | 41% | C.Snowden | DE | | 36 | 48% | | |
| P.Ford | DE | | | 30 | 59% | 4 | 14% | Z.Carter | DT | | 32 | 43% | 7 | 24% |
| M.Fox | DT | | | 26 | 51% | 3 | 10% | T.Harper | FS | | 20 | 27% | 18 | 62% |
| B.Dupree | LB | | | 26 | 51% | | | D.Holmes | CB | | 20 | 27% | | |
| J.Bosa | DE | | | 24 | 47% | | | A.Burney | LB | | 16 | 21% | 25 | 86% |
| O.Ogbonnia | DT | | | 22 | 43% | 1 | 3% | K.Kelly | CB | | 14 | 19% | | |
| K.Fulton | CB | | | 22 | 43% | | | A.Carter | LB | | 8 | 11% | | |
| K.Mack | DE | | | 22 | 43% | | | S.Webb | CB | | 2 | 3% | 9 | 31% |
| D.Leonard | CB | | | 21 | 41% | 18 | 62% | T.Eichenberg | LB | | | | 25 | 86% |
| E.Jackson | FS | | | 21 | 41% | | | A.Gainer | LB | | | | 25 | 86% |
| T.Tart | DT | | | 19 | 37% | 4 | 14% | K.Mauga | LB | | | | 22 | 76% |
| J.Colson | LB | | | 18 | 35% | 16 | 55% | T.Taylor | SS | | | | 22 | 76% |
| N.Niemann | LB | | | | | 22 | 76% | J.Shorter | TE | | | | 15 | 52% |
| J.Taylor | CB | | | | | 19 | 66% | J.Shenker | TE | | | | 13 | 45% |
| S.Quarterman | LB | | | | | 17 | 59% | D.Carlson | K | | | | 9 | 31% |
| C.Dicker | K | | | | | 15 | 52% | A.Cole | P | | | | 7 | 24% |
| J.Harris | LS | | | | | 9 | 31% | | | | | | | |

| | | | | | | | |
|----------|---|---|-----|--------------|----|---|-----|
| J.Scott | P | 9 | 31% | J.Bobenmoyer | LS | 7 | 24% |
| B.Jaimes | G | 7 | 24% | J.Meredith | G | 4 | 14% |
| | | | | T.Munford | T | 4 | 14% |