



# ***GAME RELEASE***



**vs.**



**WEEK 14 | MON. DEC. 8 | 5:15 PM PT**

# GAME RELEASE

213.719.6600 | Chargers.com | @Chargers

Josh.Rupprecht@Chargers.NFL.com | Jennifer.Rojas@Chargers.NFL.com  
Lauren.Georgeson@Chargers.NFL.com | Brock.Anderson@Chargers.NFL.com  
Leonie.Strehl@Chargers.NFL.com | Ricky.Martinez@Chargers.NFL.com



## BOLTS HOST EAGLES ON MONDAY NIGHT FOOTBALL

The Los Angeles Chargers host the Philadelphia Eagles on *Monday Night Football* in Week 14, marking the Bolts' fifth prime-time game of the season. Kickoff from SoFi Stadium on Sun., Nov. 30, is at 1:25 p.m. PT. Joe Buck, Troy Aikman, Lisa Salters and Laura Rutledge have the call on ESPN and ABC, while Matt "Money" Smith, Daniel Jeremiah and Shannon Farren will broadcast on the Chargers Radio Network airwaves on KFI AM-640 as well as on SiriusXM 81 or 225 and on the SiriusXM app. Adrian Garcia-Marquez and Francisco Pinto will present the game in Spanish on Que Buena Los Angeles.

With an all-time record of 8-5 (.615) against the Eagles, the Chargers host Philadelphia having won three of the last four contests in the series. The Chargers hold a 7-1 mark all-time against the Eagles when scoring at least 20 points.

Los Angeles sports the NFL's No. 3 unit in total defense while also ranking second in passing defense. The unit features outside linebacker **Tuli Tuipulotu**, who leads the unit with a career-best 10.0 sacks, including four that have come in the last month. On offense, running back **Kimani Vidal** had his third 100-yard rushing performance in the Week 13 victory over Las Vegas. The unit also has three players with at least 40 receptions, 500 yards and four touchdown grabs. In the kicking game, kicker **Cameron Dicker** has made 26-of-28 field goals this season and totaled 105 points.

Philadelphia's offense is led by quarterback Jalen Hurts, who has controlled the ball by throwing 19 touchdowns to just two interceptions and adding eight rushing scores. Running back Saquon Barkley leads the unit with 740 rushing yards and tight end Dallas Goedert has hauled in seven touchdowns. The defense is among the stingiest in football, ranking fourth in the NFL in the red zone.

The Chargers head back on the road for a pair of away games in Weeks 15 and 16, first traveling to Kansas City before going on to Dallas. Kickoff against the Chiefs from GEHA Field at Arrowhead Stadium on Sun., Dec. 14 is at 10:00 a.m. PT.

## BY THE NUMBERS

- 16.0** The Bolts have recorded 16.0 sacks on third down this season, tying for the third most in the NFL in 2025.
- 37** QB Justin Herbert is 37 completions away from reaching 2,247 for his career, which would set the record for completions before turning 28-years old.
- 48.3** The offensive unit is the best in the AFC on third down this season, converting 83-of-172 attempts (48.3 pct.)

## ON THE CALL

- TELEVISION: ESPN**  
**Play-by-play:** Joe Buck  
**Analyst:** Troy Aikman  
**Sideline:** Lisa Salters & Laura Rutledge

**NATIONAL RADIO: WESTWOOD ONE**  
**Play-by-play:** Kevin Harlan  
**Analyst:** Kurt Warner

**CHARGERS RADIO: KFI AM-640**  
**Play-by-play:** Matt "Money" Smith  
**Analyst:** Daniel Jeremiah  
**Sideline:** Shannon Farren

**SPANISH RADIO: QUE BUENA**  
**Play-by-play:** Adrian Garcia-Marquez  
**Analyst:** Francisco Pinto

**CHARGERS MOBILE APP:** Official team news, full game stats and live press conferences are available on the Chargers mobile app. For more details, visit [Chargers.com/app](https://Chargers.com/app).

## 2025 CHARGERS SCHEDULE

| PRESEASON (2-2)      |                 |                  |          |            |
|----------------------|-----------------|------------------|----------|------------|
| Wk                   | Date            | Opponent         | TV       | Result     |
| HOF                  | Thurs., July 31 | Detroit          | NBC      | W, 34-7    |
| 1                    | Sun., Aug. 10   | NEW ORLEANS      | CBS LA   | W, 27-13   |
| 2                    | Sat., Aug. 16   | at L.A. Rams     | CBS LA   | L, 23-22   |
| 3                    | Sat., Aug. 23   | at San Francisco | CBS LA   | L, 30-23   |
| REGULAR SEASON (8-4) |                 |                  |          |            |
| Wk                   | Date            | Opponent         | TV       | Time*/Res. |
| 1                    | Fri., Sept. 5   | KANSAS CITY*     | YOUTUBE  | W, 27-21   |
| 2                    | Mon., Sept. 15  | at Las Vegas     | ESPN     | W, 20-9    |
| 3                    | Sun., Sept. 21  | DENVER           | CBS      | W, 23-20   |
| 4                    | Sun., Sept. 28  | at N.Y. Giants   | CBS      | L, 21-18   |
| 5                    | Sun., Oct. 5    | WASHINGTON       | FOX      | L, 27-10   |
| 6                    | Sun., Oct. 12   | at Miami         | CBS      | W, 29-27   |
| 7                    | Sun., Oct. 19   | INDIANAPOLIS     | CBS      | L, 38-24   |
| 8                    | Thurs., Oct. 23 | MINNESOTA        | PRIME    | W, 37-10   |
| 9                    | Sun., Nov. 2    | at Tennessee     | CBS      | W, 27-20   |
| 10                   | Sun., Nov. 9    | PITTSBURGH       | NBC      | W, 25-10   |
| 11                   | Sun., Nov. 16   | at Jacksonville  | CBS      | L, 35-6    |
| 12                   | —               | BYE              | —        | —          |
| 13                   | Sun., Nov. 30   | LAS VEGAS        | CBS      | W, 31-14   |
| 14                   | Mon., Dec. 8    | PHILADELPHIA     | ESPN/ABC | 5:15 p.m.  |
| 15                   | Sun., Dec. 14   | at Kansas City   | CBS      | 10:00 a.m. |
| 16                   | Sun., Dec. 21   | at Dallas        | FOX      | 10:00 a.m. |
| 17                   | TBD             | HOUSTON          | TBD      | TBD        |
| 18                   | TBD             | at Denver        | TBD      | TBD        |

*\*All Times Pacific*  
*\*Game played at Corinthians Arena in São Paulo, Brazil*  
*HOME GAMES IN CAPS*

## 2025 AFC WEST STANDINGS

| Team                 | W        | L        | T        | Pct.        | PF         | PA         |
|----------------------|----------|----------|----------|-------------|------------|------------|
| Denver               | 10       | 2        | 0        | .833        | 284        | 218        |
| <b>L.A. Chargers</b> | <b>8</b> | <b>4</b> | <b>0</b> | <b>.667</b> | <b>277</b> | <b>252</b> |
| Kansas City          | 6        | 6        | 0        | .500        | 305        | 232        |
| Las Vegas            | 2        | 10       | 0        | .167        | 179        | 308        |

## RELEASE INDEX

| Content               | Page | Content                   | Page |
|-----------------------|------|---------------------------|------|
| The 2025 Schedule     | 2    | Derwin James Jr. Notes    | 31   |
| Eagles Series History | 3    | Khalil Mack Notes         | 33   |
| Monday Night History  | 4    | Daiyan Henley Notes       | 36   |
| The Matchup           | 6    | Tuli Tuipulotu Notes      | 38   |
| Connections           | 8    | Cameron Dicker Notes      | 40   |
| Joe Hortiz Notes      | 9    | Other Player Notes        | 42   |
| Jim Harbaugh Notes    | 10   | Career Numbers vs. Eagles | 43   |
| Assistant Coaches     | 11   | 2025 Stats                | 46   |
| Team Notes            | 12   | 2025 Game Summaries       | 48   |
| Justin Herbert Notes  | 15   | Rosters & Transactions    | 54   |
| Ladd McConkey Notes   | 26   | Media Information         | 62   |
| Keenan Allen Notes    | 28   |                           |      |



# BREAKING DOWN THE 2025 SCHEDULE

| SERIES BREAKDOWN   | 2025 RECORD  | NOTES  |
|--|--|--|
|  <b>ALL-TIME:</b> 58-71-1<br><b>HOME:</b> 32-32-1<br><b>AWAY:</b> 26-39-0<br><b>LAST:</b> W, 27-21 — 2025 vs. Chiefs  | <b>OVERALL:</b> 6-6-0<br><b>HOME:</b> 5-1-0<br><b>AWAY:</b> 1-5-0<br><b>STANDING:</b> 3rd AFC West   | The Chargers have an all-time regular-season home record against the Chiefs of 31-32-1, with the last six matchups being decided by one score. Nine of the past 15 road games in the series have been decided by seven or fewer points.  |
|  <b>ALL-TIME:</b> 62-68-2<br><b>HOME:</b> 32-33-1<br><b>AWAY:</b> 30-35-1<br><b>LAST:</b> W, 31-14 — 2025 vs. Raiders | <b>OVERALL:</b> 2-10-0<br><b>HOME:</b> 1-5-0<br><b>AWAY:</b> 1-5-0<br><b>STANDING:</b> 4th AFC West  | Los Angeles has won 13 of the past 21 games against the Raiders on the road, including the 2024 season finale, 34-20. The Chargers have won 16 of the past 22 home contests against the Raiders, scoring 20-plus points in all but five of those matchups.   |
|  <b>ALL-TIME:</b> 58-72-1<br><b>HOME:</b> 39-27-0<br><b>AWAY:</b> 19-45-1<br><b>LAST:</b> W, 23-20 — 2025 vs. Broncos | <b>OVERALL:</b> 10-2-0<br><b>HOME:</b> 6-0-0<br><b>AWAY:</b> 4-2-0<br><b>STANDING:</b> 1st AFC West  | The Bolts hold a 38-27 regular-season home record against the Broncos. Last season, the Chargers defeated the Broncos, 34-27, on <i>Thursday Night Football</i> . Los Angeles looks to win in Denver for the second-straight season, having defeated the Broncos, 23-16, last year.  |
|  <b>ALL-TIME:</b> 8-6-0<br><b>HOME:</b> 4-2-0<br><b>AWAY:</b> 4-4-0<br><b>LAST:</b> L, 21-18 — 2025 at Giants         | <b>OVERALL:</b> 2-11-0<br><b>HOME:</b> 2-3-0<br><b>AWAY:</b> 0-8-0<br><b>STANDING:</b> 4th NFC East  | The September matchup with the Giants marks the 14th in history and the eighth in the Big Apple, with the Bolts sporting an 8-5 all-time advantage. The Chargers have won five straight in the series, winning by an average of 13 points in those games.  |
|  <b>ALL-TIME:</b> 5-8-0<br><b>HOME:</b> 3-3-0<br><b>AWAY:</b> 2-5-0<br><b>LAST:</b> L, 27-10 — 2025 vs. Commanders    | <b>OVERALL:</b> 3-9-0<br><b>HOME:</b> 2-4-0<br><b>AWAY:</b> 1-5-0<br><b>STANDING:</b> 3rd NFC East   | Winners in five of the last six matchups in the series with Washington, the Chargers host the Commanders for the first time since 2017. Every game in the series since 1980 has seen the Bolts top 20 points scored, including the four-point road victory in the 2021 season opener.  |
|  <b>ALL-TIME:</b> 16-18-0<br><b>HOME:</b> 11-9-0<br><b>AWAY:</b> 5-9-0<br><b>LAST:</b> W, 29-27 — 2025 at Dolphins    | <b>OVERALL:</b> 5-7-0<br><b>HOME:</b> 4-3-0<br><b>AWAY:</b> 1-4-0<br><b>STANDING:</b> 3rd AFC East   | The Chargers head to Miami for the first time since 2020, with the Dolphins holding an 18-15 mark all-time between the teams. Los Angeles topped Miami at home on <i>Sunday Night Football</i> in 2022, holding the Dolphins to 219 total net yards, the fewest allowed in the series by a Chargers defense in over 50 years.                    |
|  <b>ALL-TIME:</b> 18-11-0<br><b>HOME:</b> 6-7-0<br><b>AWAY:</b> 12-4-0<br><b>LAST:</b> L, 38-24 — 2025 vs. Colts     | <b>OVERALL:</b> 8-4-0<br><b>HOME:</b> 6-1-0<br><b>AWAY:</b> 2-3-0<br><b>STANDING:</b> 2nd AFC South  | In Week 7, Los Angeles hosts the Indianapolis Colts for the first time since 2019. The Chargers have an all-time record of 20-11 against the Colts, including the postseason. The Bolts have won six of the last eight matchups, including three of the last four at home.   |
|  <b>ALL-TIME:</b> 8-8-0<br><b>HOME:</b> 4-3-0<br><b>AWAY:</b> 4-5-0<br><b>LAST:</b> W, 37-10 — 2025 vs. Vikings     | <b>OVERALL:</b> 4-8-0<br><b>HOME:</b> 1-4-0<br><b>AWAY:</b> 3-4-0<br><b>STANDING:</b> 4th NFC North  | The Chargers face the Vikings in for the 16th meeting all-time, with the winning team scoring at least 24 points in all but two of the previous 15 matchups. Los Angeles won the 2023 bout in Minnesota, 28-24, with Justin Herbert setting the all-time NFL record for single-game completion percentage with at least 45 attempts (85.1 pct.). |
|  <b>ALL-TIME:</b> 30-16-1<br><b>HOME:</b> 20-3-1<br><b>AWAY:</b> 10-13-0<br><b>LAST:</b> W, 27-20 — 2025 at Titans  | <b>OVERALL:</b> 1-11-0<br><b>HOME:</b> 0-7-0<br><b>AWAY:</b> 1-4-0<br><b>STANDING:</b> 4th AFC South | The Chargers are 29-16-1 (0.644) against the former AFL West rival. Los Angeles has won 12 of the past 15 games overall, with each of the last three road games being separated by just three points. The Bolts beat the Titans in 2024 after posting seven sacks on the day.  |
|  <b>ALL-TIME:</b> 10-24-0<br><b>HOME:</b> 8-9-0<br><b>AWAY:</b> 2-15-0<br><b>LAST:</b> W, 25-10 — 2025 vs. Steelers | <b>OVERALL:</b> 6-6-0<br><b>HOME:</b> 4-3-0<br><b>AWAY:</b> 2-3-0<br><b>STANDING:</b> 2nd AFC North  | The Chargers play Pittsburgh for the 34th matchup in history, boasting a 4-2 record on <i>Sunday Night Football</i> in the series. Four of the last five games have been decided by seven or fewer points, including the 2021 <i>Sunday Night Football</i> come-from-behind victory at home.   |
|  <b>ALL-TIME:</b> 9-5-0<br><b>HOME:</b> 5-1-0<br><b>AWAY:</b> 4-4-0<br><b>LAST:</b> L, 35-6 — 2025 at Jaguars       | <b>OVERALL:</b> 8-4-0<br><b>HOME:</b> 4-2-0<br><b>AWAY:</b> 4-2-0<br><b>STANDING:</b> 1st AFC South  | The Week 11 matchup marks the 14th regular-season meeting between the teams. The Bolts have won nine of the 13 previous matchups, including four of the last five road games. Los Angeles won the 2019 matchup in Jacksonville, 45-10, by recording 27 first downs and totaling 525 total net yards.   |
|  <b>ALL-TIME:</b> 8-5-0<br><b>HOME:</b> 5-2-0<br><b>AWAY:</b> 3-3-0<br><b>LAST:</b> W, 27-24 — 2021 at Eagles       | <b>OVERALL:</b> 8-4-0<br><b>HOME:</b> 4-2-0<br><b>AWAY:</b> 4-2-0<br><b>STANDING:</b> 1st NFC East   | With an all-time record of 8-5 (.615) against the Eagles, the Chargers host Philadelphia having won three of the last four contests in the series. The Chargers hold a 7-1 mark all-time against the Eagles when scoring at least 20 points.   |
|  <b>ALL-TIME:</b> 5-8-0<br><b>HOME:</b> 2-6-0<br><b>AWAY:</b> 3-2-0<br><b>LAST:</b> L, 20-17 — 2023 vs. Cowboys     | <b>OVERALL:</b> 6-5-1<br><b>HOME:</b> 4-1-1<br><b>AWAY:</b> 2-4-0<br><b>STANDING:</b> 2nd NFC East   | Los Angeles head to Dallas to play the Cowboys for the first time in the regular season since 2017. The Bolts have won four of the last seven games against Dallas, including a 22-point victory in Dallas on Thanksgiving in 2017.  |
|  <b>ALL-TIME:</b> 6-3-0<br><b>HOME:</b> 2-2-0<br><b>AWAY:</b> 4-1-0<br><b>LAST:</b> W, 34-24 — 2022 at Texans       | <b>OVERALL:</b> 7-5-0<br><b>HOME:</b> 4-2-0<br><b>AWAY:</b> 3-3-0<br><b>STANDING:</b> 3rd AFC South  | The Chargers host the Texans for the first time since 2019 sporting a 6-3 record all-time in the regular season against Houston. The Bolts have eclipsed 20 points in each of those regular-season contests against the Texans.  |

# CHARGERS-EAGLES SERIES HISTORY

## SERIES BREAKDOWN

|   |                           |
|---|---------------------------|
| <b>All-Time Series Record</b> . . . . .               | 8-5 (.615)                |
| <b>Regular Season Series Record</b> . . . . .         | 8-5 (.615)                |
| <b>Chargers All-Time vs. Eagles at Home</b> . . . . . | 5-2 (.714)                |
| <b>Current Streak</b> . . . . .                       | W, One game               |
| <b>Last Meeting</b> . . . . .                         | Nov. 7, 2021 – W, 27-24   |
| <b>Longest Chargers Win Streak</b> . . . . .          | Three (3) games (1989-98) |
| <b>Longest Eagles Win Streak</b> . . . . .            | Two (2) games (2001-05)   |
| <b>Head Coach Jim Harbaugh vs. Eagles</b> . . . . .   | 2-0 (1.000)               |
| <b>Harbaugh All-Time vs. Eagles*</b> . . . . .        | 3-0 (1.000)               |
| <b>Most Career GP vs. Eagles</b> . . . . .            | CB Benjamin St-Juste (6)  |

\*Including years as a player

## TEAM SUPERLATIVES AGAINST EAGLES

|   |                              |
|---|------------------------------|
| <b>Most Points Scored</b> . . . . .               | 33 — Sept. 15, 2013 at Phi.  |
| <b>Fewest Points Allowed</b> . . . . .            | 10 — Oct. 18, 1998 vs. Phi.  |
| <b>Average Points Scored</b> . . . . .            | 20.2                         |
| <b>Average Points Allowed</b> . . . . .           | 20.5                         |
| <b>Most Points (Combined)</b> . . . . .           | 63 — Sept. 15, 2013 at Phi.  |
| <b>Fewest Points (Combined)</b> . . . . .         | 20 — Oct. 6, 1974 vs. Phi.   |
| <b>Largest Margin of Victory</b> . . . . .        | 8 — Nov. 15, 2009 vs. Phi.   |
| <b>Most Total Net Yards</b> . . . . .             | 593 — Sept. 15, 2013 at Phi. |
| <b>Fewest Total Net Yards Allowed</b> . . . . .   | 251 — Oct. 26, 1986 at Phi.  |
| <b>Most First Downs</b> . . . . .                 | 33 — Sept. 15, 2013 at Phi.  |
| <b>Fewest First Downs Allowed</b> . . . . .       | 14 — Dec. 9, 2001 at Phi.    |
| <b>Most Net Passing Yards</b> . . . . .           | 413 — Sept. 15, 2013 at Phi. |
| <b>Fewest Net Passing Yards Allowed</b> . . . . . | 112 — Oct. 6, 1974 vs. Phi.  |
| <b>Most Rushing Yards</b> . . . . .               | 160 — Oct. 6, 1974 vs. Phi.  |
| <b>Fewest Rushing Yards Allowed</b> . . . . .     | 24 — Oct. 23, 2005 at Phi.   |
| <b>Most Takeaways</b> . . . . .                   | 4 — Oct. 18, 1998 vs. Phi.   |
| <b>Fewest Giveaways</b> . . . . .                 | 0 — Nov. 7, 2021 at Phi.     |

## ALL-TIME GAMES AGAINST EAGLES

| Date                     | Opponent                | Result             | Venue                   |
|--------------------------|-------------------------|--------------------|-------------------------|
| Oct. 6, 1974 . . . . .   | vs. Philadelphia . . .  | L, 13-7 . . . . .  | San Diego Stadium       |
| Nov. 30, 1980 . . . . .  | vs. Philadelphia . . .  | W, 22-21 . . . . . | Jack Murphy Stadium     |
| Dec. 15, 1985 . . . . .  | vs. Philadelphia . . .  | W, 20-14 . . . . . | Jack Murphy Stadium     |
| Oct. 26, 1986 . . . . .  | at Philadelphia . . . . | L, 23-7 . . . . .  | Veterans Stadium        |
| Nov. 5, 1989 . . . . .   | vs. Philadelphia . . .  | W, 20-17 . . . . . | Jack Murphy Stadium     |
| Sept. 17, 1995 . . . . . | at Philadelphia . . . . | W, 27-21 . . . . . | Veterans Stadium        |
| Oct. 18, 1998 . . . . .  | vs. Philadelphia . . .  | W, 13-10 . . . . . | Qualcomm Stadium        |
| Dec. 9, 2001 . . . . .   | at Philadelphia . . . . | L, 24-14 . . . . . | Veterans Stadium        |
| Oct. 23, 2005 . . . . .  | at Philadelphia . . . . | L, 20-17 . . . . . | Lincoln Financial Field |
| Nov. 15, 2009 . . . . .  | vs. Philadelphia . . .  | W, 31-23 . . . . . | Qualcomm Stadium        |
| Sept. 15, 2013 . . . . . | at Philadelphia . . . . | W, 33-30 . . . . . | Lincoln Financial Field |
| Oct. 1, 2017 . . . . .   | vs. Philadelphia . . .  | L, 26-24 . . . . . | StubHub Center          |
| Nov. 7, 2021 . . . . .   | at Philadelphia . . . . | W, 27-24 . . . . . | Lincoln Financial Field |

## MOST RECENT SINGLE-GAME HIGHS

| Category               | Date           | Opp./Loc. | Player      | No.   |
|------------------------|----------------|-----------|-------------|-------|
| <b>Completions</b>     | Sept. 15, 2013 | at Phi.   | P.Rivers    | 36    |
| <b>Comp. Pct.*</b>     | Nov. 7, 2021   | at Phi.   | J.Herbert   | 84.2  |
| <b>Passing Yards</b>   | Sept. 15, 2013 | at Phi.   | P.Rivers    | 419   |
| <b>Passing TDs</b>     | Sept. 15, 2013 | at Phi.   | P.Rivers    | 3     |
| <b>Passer Rating*</b>  | Nov. 30, 1980  | vs. Phi.  | D.Fouts     | 136.3 |
| <b>Rushing Yards</b>   | Oct. 6, 1974   | vs. Phi.  | D.Woods     | 133   |
| <b>Rushing TDs</b>     | Nov. 15, 2009  | vs. Phi.  | L.Tomlinson | 2     |
| <b>Receptions</b>      | Nov. 7, 2021   | at Phi.   | K.Allen     | 12    |
| <b>Receiving Yards</b> | Nov. 30, 1980  | vs. Phi.  | J.Jefferson | 164   |
| <b>Receiving TDs</b>   | Sept. 15, 2013 | at Phi.   | E.Royal     | 3     |
| <b>Scrim. Yards</b>    | Oct. 6, 1974   | vs. Phi.  | D.Woods     | 145   |
| <b>Scrim. TDs</b>      | Sept. 15, 2013 | at Phi.   | E.Royal     | 3     |
| <b>Tackles</b>         | Oct. 1, 2017   | vs. Phi.  | J.Addae     | 11    |
| <b>Sacks</b>           | Nov. 5, 1989   | vs. Phi.  | L.O'Neal    | 3.5   |
| <b>Interceptions</b>   | Dec. 15, 1985  | vs. Phi.  | D.Walters   | 2     |
| <b>FGs Made</b>        | Sept. 15, 2013 | at Phi.   | N.Novak     | 4     |
| <b>Net Punt Avg.**</b> | Nov. 15, 2009  | vs. Phi.  | M.Scifres   | 50.0  |

\*Min. 20 Pass Attempts

\*\*Min. Three Punts

# CHARGERS MONDAY NIGHT FOOTBALL HISTORY

## TEAM SUPERLATIVES ON MONDAY NIGHT

**Most Points Scored** ..... 50 — Dec. 20, 1982 vs. Cin.  
**Fewest Points Allowed** ..... 0 — Sept. 11, 2006 at Oak.  
**Average Points Scored** ..... 23.3  
**Average Points Allowed** ..... 19.7  
**Most Points (Combined)** ..... 84 — Dec. 20, 1982 vs. Cin.  
**Fewest Points (Combined)** ..... 18 — Nov. 27, 1995 vs. Oak.  
**Largest Margin of Victory** ..... 33 — Dec. 4, 1978 vs. Chi.  
**Most Total Net Yards** ..... 661 — Dec. 20, 1982 vs. Cin.  
**Fewest Total Net Yards Allowed** ..... 112 — Dec. 4, 1978 vs. Chi.  
**Most First Downs** ..... 34 — Dec. 20, 1982 vs. Cin.  
**Fewest First Downs Allowed** ..... 7 — Dec. 4, 1978 vs. Chi.  
**Most Net Passing Yards** ..... 486 — Dec. 20, 1982 vs. Cin.  
**Fewest Net Passing Yards Allowed** ..... 32 — Dec. 4, 1978 vs. Chi.  
**Most Rushing Yards** ..... 249 — Dec. 15, 1975 vs. NYJ  
**Fewest Rushing Yards Allowed** ..... 41 — Sept. 22, 2008 vs. NYJ  
**Most Takeaways** ..... 5 — Dec. 17, 1979 vs. Den.  
**Fewest Giveaways** ..... 0 — Last: Nov. 25, 2024 vs. Bal.

## MOST RECENT SINGLE-GAME HIGHS

| Category               | Date           | Opp./Loc. | Player      | No.   |
|------------------------|----------------|-----------|-------------|-------|
| <b>Completions</b>     | Oct. 17, 2022  | vs. Den.  | J.Herbert   | 37    |
| <b>Comp. Pct.*</b>     | Dec. 5, 2011   | at Jax.   | P.Rivers    | 78.6  |
| <b>Passing Yards</b>   | Dec. 20, 1982  | vs. Cin.  | D.Fouts     | 435   |
| <b>Passing TDs</b>     | Oct. 12, 2020  | at N.O.   | J.Herbert   | 4     |
| <b>Passer Rating*</b>  | Sept. 7, 1981  | at Cle.   | D.Fouts     | 157.1 |
| <b>Rushing Yards</b>   | Sept. 7, 1981  | at Cle.   | C.Muncie    | 161   |
| <b>Rushing TDs</b>     | Dec. 27, 1993  | vs. Mia.  | N.Means     | 3     |
| <b>Receptions</b>      | Oct. 27, 2003  | vs. Mia.  | L.Tomlinson | 13    |
| <b>Receiving Yards</b> | Dec. 20, 1982  | vs. Cin.  | W.Chandler  | 260   |
| <b>Receiving TDs</b>   | Oct. 12, 2020  | at N.O.   | M.Williams  | 2     |
| <b>Scrim. Yards</b>    | Dec. 20, 1982  | vs. Cin.  | W.Chandler  | 260   |
| <b>Scrim. TDs</b>      | Dec. 27, 1993  | vs. Mia.  | N.Means     | 3     |
| <b>Tackles</b>         | Oct. 12, 2020  | at N.O.   | K.White     | 15    |
| <b>Sacks</b>           | Sept. 11, 2006 | at Oak.   | S.Merriman  | 3.0   |
| <b>Interceptions</b>   | Nov. 27, 1995  | vs. Oak.  | D.Harper    | 3     |
| <b>FGs Made</b>        | Oct. 21, 2024  | at Ari.   | K.Dicker    | 5     |
| <b>Net Punt Avg.**</b> | Oct. 31, 2011  | at K.C.   | M.Scifres   | 56.0  |

\*Min. 20 Pass Attempts

\*\*Min. Three Punts

## ALL-TIME MONDAY NIGHT GAMES

| Date           | Opponent           | Result        | Venue                     |
|----------------|--------------------|---------------|---------------------------|
| Oct. 12, 1970  | vs. Green Bay      | L, 22-20      | San Diego Stadium         |
| Nov. 15, 1971  | vs. St. Louis*     | W, 20-17      | San Diego Stadium         |
| Nov. 13, 1972  | vs. Cleveland      | L, 21-17      | San Diego Stadium         |
| Dec. 15, 1975  | vs. N.Y. Jets      | W, 24-16      | San Diego Stadium         |
| Dec. 4, 1978   | vs. Chicago        | W, 40-7       | San Diego Stadium         |
| Dec. 17, 1979  | vs. Denver         | W, 17-7       | San Diego Stadium         |
| Dec. 22, 1980  | vs. Pittsburgh     | W, 26-17      | Jack Murphy Stadium       |
| Sept. 7, 1981  | at Cleveland       | W, 44-14      | Cleveland Municipal Stad. |
| Nov. 16, 1981  | at Seattle         | L, 44-23      | Kingdome                  |
| Dec. 21, 1981  | vs. Oakland**      | W, 23-10      | Jack Murphy Stadium       |
| Nov. 22, 1982  | at L.A. Raiders**  | L, 28-24      | L.A. Memorial Coliseum    |
| Dec. 20, 1982  | vs. Cincinnati     | W, 50-34      | Jack Murphy Stadium       |
| Sept. 12, 1983 | at Kansas City     | W, 17-14      | Arrowhead Stadium         |
| Oct. 31, 1983  | vs. Washington     | L, 27-24      | Jack Murphy Stadium       |
| Sept. 24, 1984 | at L.A. Raiders**  | L, 33-30      | L.A. Memorial Coliseum    |
| Oct. 29, 1984  | vs. Seattle        | L, 24-0       | Jack Murphy Stadium       |
| Dec. 3, 1984   | vs. Chicago        | W, 20-7       | Jack Murphy Stadium       |
| Oct. 28, 1985  | at L.A. Raiders**  | L, 34-21      | L.A. Memorial Coliseum    |
| Oct. 6, 1986   | at Seattle         | L, 33-7       | Kingdome                  |
| Nov. 29, 1993  | at Indianapolis    | W, 31-0       | Hoosier Dome              |
| Dec. 27, 1993  | vs. Miami          | W, 45-20      | Jack Murphy Stadium       |
| Dec. 5, 1994   | vs. L.A. Raiders** | L, 24-17      | Jack Murphy Stadium       |
| Oct. 9, 1995   | at Kansas City     | L, 29-23 (OT) | Arrowhead Stadium         |
| Nov. 27, 1995  | vs. Oakland**      | W, 12-6       | Jack Murphy Stadium       |
| Oct. 21, 1996  | vs. Oakland**      | L, 23-14      | Jack Murphy Stadium       |
| Nov. 11, 1996  | vs. Detroit        | W, 27-21      | Jack Murphy Stadium       |
| Oct. 27, 2003  | vs. Miami          | L, 26-10      | Sun Devil Stadium         |
| Oct. 10, 2005  | vs. Pittsburgh     | L, 24-22      | Qualcomm Stadium          |
| Sept. 11, 2006 | at Oakland**       | W, 27-0       | McAfee Coliseum           |
| Dec. 24, 2007  | vs. Denver         | W, 23-3       | Qualcomm Stadium          |
| Sept. 22, 2008 | vs. N.Y. Jets      | W, 48-29      | Qualcomm Stadium          |
| Sept. 14, 2009 | at Oakland**       | W, 24-20      | Oak-Alameda Co. Coliseum  |
| Oct. 19, 2009  | vs. Denver         | L, 34-23      | Qualcomm Stadium          |

# CHARGERS MONDAY NIGHT FOOTBALL HISTORY

## ALL-TIME MONDAY NIGHT GAMES

| Date           | Opponent             | Result            | Venue                           |
|----------------|----------------------|-------------------|---------------------------------|
| Sept. 13, 2010 | ... at Kansas City   | ... L, 21-14      | Arrowhead Stadium               |
| Nov. 22, 2010  | ... vs. Denver       | ... W, 35-14      | Qualcomm Stadium                |
| Oct. 31, 2011  | ... at Kansas City   | ... L, 23-20 (OT) | Arrowhead Stadium               |
| Dec. 5, 2011   | ... at Jacksonville  | ... W, 38-14      | EverBank Field                  |
| Sept. 10, 2012 | ... at Oakland**     | ... W, 22-14      | O.co Coliseum                   |
| Oct. 15, 2012  | ... vs. Denver       | ... L, 35-24      | Qualcomm Stadium                |
| Sept. 9, 2013  | ... vs. Houston      | ... L, 31-28      | Qualcomm Stadium                |
| Oct. 14, 2013  | ... vs. Indianapolis | ... W, 19-9       | Qualcomm Stadium                |
| Sept. 8, 2014  | ... at Arizona       | ... L, 18-17      | Univ. of Phoenix Stadium        |
| Oct. 12, 2015  | ... vs. Pittsburgh   | ... L, 24-20      | Qualcomm Stadium                |
| Nov. 9, 2015   | ... vs. Chicago      | ... L, 22-19      | Qualcomm Stadium                |
| Sept. 11, 2017 | ... at Denver        | ... L, 24-21      | Sports Auth. Field at Mile High |

## ALL-TIME MONDAY NIGHT GAMES

| Date           | Opponent            | Result            | Venue               |
|----------------|---------------------|-------------------|---------------------|
| Nov. 18, 2019  | ... vs. Kansas City | ... L, 24-17      | Estadio Azteca      |
| Oct. 12, 2020  | ... at New Orleans  | ... L, 30-27 (OT) | Merc-Benz Superdome |
| Oct. 4, 2021   | ... vs. Las Vegas** | ... W, 28-14      | SoFi Stadium        |
| Oct. 17, 2022  | ... vs. Denver      | ... W, 19-16 (OT) | SoFi Stadium        |
| Dec. 26, 2022  | ... at Indianapolis | ... W, 20-3       | Lucas Oil Stadium   |
| Oct. 16, 2023  | ... vs. Dallas      | ... L, 20-17      | SoFi Stadium        |
| Nov. 6, 2023   | ... at N.Y. Jets    | ... W, 27-6       | MetLife Stadium     |
| Oct. 21, 2024  | ... at Arizona*     | ... L, 17-15      | State Farm Stadium  |
| Nov. 25, 2024  | ... vs. Baltimore   | ... L, 30-23      | SoFi Stadium        |
| Sept. 15, 2025 | ... at Las Vegas    | ... W, 20-9       | Allegiant Stadium   |

*\*Known as St. Louis Cardinals (1960-87)  
and Phoenix Cardinals (1988-93)*

*\*\*Known as Oakland Raiders (1960-81 and 1995-2019)  
and Los Angeles Raiders (1982-94)*



# THE MATCHUP

## AT THE HELM



### JIM HARBAUGH

#### Chargers Head Coach

Overall Record: 68-32-1 (.678)  
Reg. Season Record: 63-28-1 (.690)  
Postseason Record: 13-9-0 (.591)  
Record vs. Phi: 2-0-0 (1.000)  
Home Record: 33-13-1 (.713)


Hometown: Toledo, Oh.  
College: Michigan — '87

The Los Angeles Chargers hired Jim Harbaugh as the 19th head coach in franchise history, returning the former Bolts quarterback from the 1999 and 2000 seasons to Southern California. Harbaugh posted a 144-52 record as a collegiate head coach and has a 60-29-1 record as an NFL head coach. As head coach, Harbaugh led the Michigan Wolverines to a National Championship, while previously coaching the San Francisco 49ers to three-straight NFC Championship Games, including an appearance in Super Bowl XLVII.

In five seasons as an NFL head coach, Harbaugh has coached 21 players to a combined 34 Pro Bowl appearances. Among coaches with at least 60 games coached, his .685 winning percentage in the regular season (55-25-1 record) is the eighth-best in NFL history. Harbaugh's teams have allowed just 17.5 points per game in those five seasons, the fifth-best mark for any NFL head coach with at least 75 games coached since the 1970 NFL-AFL Merger.

Harbaugh played quarterback at the University of Michigan, finishing his career as one of the most efficient passers in college football history. He posted a 21-3-1 record as a starter for the Wolverines, earning first-team All-American honors and finishing third in voting for the Heisman Trophy in 1986. Harbaugh paced the nation in 1985 in passing efficiency rating, while his career passing efficiency rating ranked as the best in NCAA history for more than 12 years following his time at Michigan.

A native of Toledo, Ohio, Harbaugh and his wife, Sarah, have two daughters — Addison and Katherine — and two sons — Jack and John. He also has three adult children — Jay, James Jr., and Grace. Harbaugh's son, Jay, is the special teams coordinator for the Seattle Seahawks. He is also the younger brother of Baltimore Ravens Head Coach John Harbaugh, and the two are sons of Jack and Jackie Harbaugh.



### NICK SIRIANNI

#### Eagles Head Coach

Overall Record: 62-27-0 (.697)  
Reg. Season Record: 56-24-0 (.700)  
Postseason Record: 6-3 (.667)  
Record vs. LAC: 0-1-0 (.000)  
Road Record: 28-12-0 (.700)

Hometown: Jamestown, N.Y.  
College: Mount Union — '04

The steward of one of the most dominant eras in franchise history that includes the Super Bowl LIX Championship, Nick Sirianni is in his fifth campaign as head coach of the Philadelphia Eagles with a 48-20 record, which marks the third-highest career winning percentage (.706) in the Super Bowl Era (min. 50 games). Among Super Bowl-winning head coaches, only John Madden (.759, 1969-78) and Vince Lombardi (.738, 1959-67 and 1969) have won at a greater clip than Sirianni, who became the first head coach in NFL history to earn four postseason appearances, two conference titles and a Super Bowl Championship in the first four years of their career.

Prior to arriving in Philadelphia, Sirianni spent three years (2018-20) as the Indianapolis Colts' offensive coordinator. In that span, the Colts ranked sixth in third-down conversion rate (43.4 pct.), seventh in red zone efficiency (63.9 pct.), and eighth in points per game (25.9). Indianapolis' offense also surrendered the second-fewest sacks (71) during that stretch.

Before he joined Indianapolis, Sirianni was a member of the Los Angeles/San Diego Chargers' staff for five years (2013-17), including two seasons as the wide receivers coach (2016-17). In 2017, he assisted the top-ranked passing offense (276.9 ypg), which featured a career year from Keenan Allen, who was selected as the AP NFL Comeback Player of the Year after ranking third in receiving yards (career-high 1,393) that season.

A native of Jamestown, NY, Sirianni was a three-year starter at wide receiver at Mount Union, winning three NCAA Division III National Championships (2000-02) and earning All-Ohio Athletic Conference honors as a senior after catching a career-high 13 touchdowns. He also played one year in the Atlantic Indoor Football League with the Canton Legends in 2005.

## 2025 REGULAR SEASON TEAM RANKINGS



**8-4**  
**2nd (AFC West)**



**8-4**  
**1st (NFC East)**

### OFFENSE (NFL RANK)

23.1 (18th) ..... Points Per Game ..... 22.5 (19th)  
346.8 (10th) ..... Net Yds. Per Game ..... 304.8 (24th)  
122.1 (12th) ..... Net Rushing Yds. Per Game ..... 108.5 (22nd)  
224.7 (12th) ..... Net Passing Yds. Per Game ..... 196.3 (23rd)  
5.39 (14th) ..... Scrimmage Yds. Per Play ..... 5.25 (19th)  
10/164 ..... Opp. Interceptions/Return Yds. .... 2/68  
40/236 ..... Sacks Allowed/Yds. .... 27/159  
9/4 ..... Fumbles/Lost ..... 12/6  
48.26% (2nd) ..... Third Down Pct. .... 34.46% (28th)  
51.22% (23rd) ..... Red Zone TD Pct. .... 75.86% (1st)  
32:49 (2nd) ..... Time of Possession Avg. .... 29:58 (15th)  
14 (T-13th) ..... Giveaways. .... 8 (T-2nd)

### DEFENSE (NFL RANK)

21.0 (11th) ..... Points Per Game ..... 20.8 (T-9th)  
275.3 (3rd) ..... Net Yds. Per Game ..... 347.2 (25th)  
106.9 (13th) ..... Net Rushing Yds. Per Game ..... 128.9 (24th)  
168.3 (2nd) ..... Net Passing Yds. Per Game ... 218.3 (T-19th)  
4.97 (8th) ..... Scrimmage Yds. Per Play ..... 5.34 (17th)  
11/77 ..... Interceptions/ Return Yds. .... 8/115  
34/203 ..... Sacks/Yds. .... 24/123  
12/2 ..... Opp. Fumbles/Lost ..... 11/5  
34.78% (4th) ..... Third Down Pct. .... 42.50% (25th)  
55.26% (11th) ..... Red Zone TD Pct. .... 50.00% (4th)  
13 (T-21st) ..... Takeaways. .... 13 (T-21st)

**-1 (17th) ..... TURNOVER MARGIN ..... +5 (7th)**

### SPECIAL TEAMS (NFL RANK)

49.5 (6th) ..... Punts-Avg. Yds. (Gross) ..... 50.1 (4th)  
42.0 (12th) ..... Punts-Avg. Yds. (Net) ..... 42.4 (10th)  
7.2 (27th) ..... Punt Returns-Avg. Per. .... 10.3 (T-14th)  
15.1 (30th) ..... Punt Returns-Avg. Per Allowed. .... 11.1 (19th)  
25.5 (17th) ..... Kickoff Returns-Avg. Per ..... 23.2 (31st)  
29.0 (31st) ..... Kickoff Returns-Avg. Per Allowed. ... 23.8 (5th)  
26/28 (T-4th) ... Field Goals Made/Attempted. ... 12/16 (T-31st)

### PENALTIES (NFL RANK)

80/598 (T-14th) .... Penalties Against/Yds. ... 91/765 (T-27th)

# THE MATCHUP

## WITHIN STRIKING DISTANCE

### WR Keenan Allen

- Needs five receptions to reach 65 on the season, giving him nine consecutive seasons with at least 65 catches to tie for the sixth-longest streak in NFL history.

### K Cameron Dicker

- Needs four made field goals to record his third consecutive season with at least 30 made attempts, becoming the seventh player in history with three-straight seasons of at least 30 made field goals.

### LB Troy Dye

- Needs eight total defensive tackles to reach 53 on the season and set a single-season career high.

### LB Daiyan Henley

- Needs 27 total defensive tackles to reach 100 on the year for his second-straight 100-tackle season.

### QB Justin Herbert

- Needs 37 completions to reach 2,247 for his career, setting the all-time record for the most completions before turning 28 years old.
- Needs 307 passing yards to reach 24,242 for his career and pass QB Patrick Mahomes for the second-most by any player through the first six seasons of a career.
- Needs 158 passing yards to join Hall of Fame QB Peyton Manning and QB Russell Wilson as the only players to begin a career with 3,000 yards and 20 touchdowns in six consecutive seasons.
- Needs four passing touchdowns to reach 162 for his career and pass QB Russell Wilson for the fifth-most touchdown passes through the first six seasons of a career.
- Needs one rushing touchdown and one passing touchdown to pass Hall of Fame QB John Hadl for the most such performances in Chargers history (12 games).

### S Derwin James Jr.

- Needs a sack to be the sixth NFL player and first defensive back since at least 2000 to have 600 tackles, 20.0 sacks and 10 interceptions within their first eight pro seasons.
- Needs a sack and a tackle for loss to be the third player with 600 tackles, 20.0 sacks and 40 tackles for loss within the first 100 games of a career since tackles for loss began being tracked in 2008.
- Needs 2.5 sacks to reach 21.5 for his career, which would tie Jamal Adams for the most sacks by a defensive back through the first eight seasons of a career.
  - Would also tie Adams for the most sacks by a defensive back through the first 100 games of a career.
  - Would also tie Adams for the most sacks by a defensive back before turning 30 years old.

### WR Quentin Johnston

- Needs a receiving touchdown to mark his second consecutive season with eight receiving scores, becoming the first Charger to do so in back-to-back seasons since Hall of Fame TE Antonio Gates (seven seasons from 2004-10).
- Needs two receiving touchdowns to reach nine on the year and set a single-season career high.

### OLB Khalil Mack

- Needs 1.5 sacks to reach six on the season, which would extend his streak of seasons with at least six sacks to 11 consecutive, tied for the fourth-longest since 1982 when sacks became an official statistic.

### WR Ladd McConkey

- Needs nine receptions to reach 149 for his career and set the record for the most catches by a Charger through the first two seasons of a career.

### S RJ Mickens

- Needs one more interception to have three on the season, the most by a Chargers rookie selected in the sixth round or later in the Super Bowl era (since 1966).

### OLB Tuli Tuipulotu

- Needs two sacks to be the sixth Charger to reach 25.0 sacks within the first three seasons of a career.
- Needs four sacks to reach 14.0 on the season and tie DE Lee Williams (1989) for the fifth-most in a single season by a Charger since sacks became an official stat in 1982.

## 2025 INDIVIDUAL LEADERS



8-4  
2nd (AFC West)



8-4  
1st (NFC East)

### PASSING YARDS

Herbert ..... 2,842      Hurts ..... 2,514

### RUSHING YARDS

Vidal ..... 543      Barkley ..... 740  
Herbert ..... 353      Hurts ..... 329  
Hampton ..... 314      Bigsby ..... 164

### RECEIVING YARDS

McConkey ..... 683      Smith ..... 802  
Allen ..... 622      Brown ..... 699  
Gadsden ..... 534      Goedert ..... 403  
Johnston ..... 525      Barkley ..... 259

### POINTS SCORED

Dicker ..... 105      Elliott ..... 66  
Johnston ..... 42      Hurts ..... 48  
McConkey ..... 30      Goedert ..... 42

### INTERCEPTIONS

Jackson ..... 3      Hunt ..... 2  
Jefferson ..... 3      Mukuba ..... 2  
Mickens ..... 2      Four others ..... 1

### SACKS

Tuipulotu ..... 10.0      Ojomo ..... 4.0  
Mack ..... 4.5      Dean ..... 3.0  
Eboigbe/Oweh ..... 4.0      Two others ..... 3.0

### TACKLES (SOLO)

Henley ..... 73 (39)      Baun ..... 96 (51)  
James Jr. ..... 67 (36)      DeJean ..... 66 (44)  
Dye ..... 45 (20)      Blankenship ..... 64 (40)  
Molden ..... 42 (24)      Campbell ..... 52 (30)

### KICKOFF RETURNS (AVG.)

Davis ..... 18 (25.8)      Shipley ..... 19 (27.4)

### PUNT RETURNS (AVG.); FC

Davis ..... 9 (8.4); 15      Gipson ..... 6 (11.2); 6

### FIELD GOALS

Dicker ..... 26/28 (92.9%)      Elliott ..... 12/16 (75.00%)

### PUNTS (GROSS/NET AVG.)

Scott ..... 36 (49.5/42.0)      Mann ..... 56 (50.1/42.4)



# CHARGERS-EAGLES CONNECTIONS

## COLLEGE CONNECTIONS



|     |                      |         |
|-----|----------------------|---------|
| LAC | Jim Harbaugh         | 2015-23 |
| LAC | CB Benjamin St-Juste | 2017    |
| LAC | Shane Day            | 2006    |
| LAC | Mike Elston          | 2004-06 |
| LAC | Ben Herbert          | 2018-23 |
| LAC | Ben Rabe             | 2019-23 |
| PHI | DE Brandon Graham    | 2006-09 |
| PHI | OLB Joshua Uche      | 2016-19 |
| PHI | Tyler Brown          | 2016-20 |



|     |                      |         |
|-----|----------------------|---------|
| LAC | Jim Harbaugh         | 2007-10 |
| LAC | Greg Roman           | 2009-10 |
| LAC | S Kendall Williamson | 2018-22 |
| LAC | TE Tucker Fisk       | 2018-21 |
| LAC | T Foster Sarell      | 2017-20 |
| PHI | QB Tanner McKee      | 2020-22 |
| PHI | Vic Fangio           | 2010    |
| PHI | Aaron Moorehead      | 2010-12 |



|     |                    |                  |
|-----|--------------------|------------------|
| LAC | P JK Scott         | 2014-17          |
| LAC | C Bradley Bozeman  | 2013-17          |
| LAC | DL Da'Shawn Hand   | 2014-17          |
| LAC | DL Justin Eboigbe  | 2019-23          |
| PHI | LB Jihaad Campbell | 2022-24          |
| PHI | G Landon Dickerson | 2019-20          |
| PHI | TE Cameron Latu    | 2018-22          |
| PHI | WR DeVonta Smith   | 2021-24          |
| PHI | OL Tyler Steen     | 2022             |
| PHI | DT Byron Young     | 2019-22          |
| PHI | Joe Pannunzio      | 2011-14, 2017-18 |



|     |                     |         |
|-----|---------------------|---------|
| LAC | WR Ladd McConkey    | 2020-23 |
| LAC | OL Jamaree Salyer   | 2018-21 |
| LAC | Robert Muschamp     | 2021-22 |
| PHI | DT Jalen Carter     | 2020-22 |
| PHI | DT Jordan Davis     | 2018-21 |
| PHI | LB Nakobe Dean      | 2019-21 |
| PHI | LB Smael Mondon Jr. | 2021-24 |
| PHI | CB Kelee Ringo      | 2020-22 |
| PHI | OLB Nolan Smith Jr. | 2019-22 |



|     |                    |         |
|-----|--------------------|---------|
| LAC | S Derwin James Jr. | 2015-17 |
| PHI | G Landon Dickerson | 2016-18 |



|     |                         |         |
|-----|-------------------------|---------|
| LAC | S RJ Mickens            | 2020-24 |
| PHI | RB Will Shipley         | 2021-23 |
| PHI | LB Jeremiah Trotter Jr. | 2021-23 |
| PHI | S Andrew Mukuba         | 2021-24 |



|     |                     |         |
|-----|---------------------|---------|
| LAC | C Andre James       | 2016-18 |
| PHI | OLB Jaelan Phillips | 2017-18 |



|     |                     |         |
|-----|---------------------|---------|
| LAC | CB Tarheeb Still    | 2020-23 |
| LAC | CB Jakorian Bennett | 2020-22 |



|     |                          |           |
|-----|--------------------------|-----------|
| LAC | WR Kenadre Lambert-Smith | 2020-23   |
| LAC | OLB Odafe Oweh           | 2018-20   |
| LAC | Kirk Campbell            | 2017-19   |
| LAC | Jeff Carpenter           | 2018-20   |
| PHI | RB Saquon Barkley        | 2015-17   |
| PHI | WR Jahan Dotson          | 2018-2021 |



|     |                  |         |
|-----|------------------|---------|
| LAC | K Cameron Dicker | 2018-21 |
| PHI | DT Moro Ojomo    | 2018-22 |

Underlined indicates coaching or administrative roles.

## NOTEWORTHY BONDS

Chargers **Head Coach Jim Harbaugh** spent time at Michigan with Eagles **Special Teams Assistant Tyler Brown** who helped lead the Wolverines to four bowl games over the five seasons he spent as a member of Harbaugh's staff. The two were joined by Chargers **Executive Director of Player Performance Ben Herbert**, **Director of Performance Analytics Ben Rabe**, **CB Benjamin St-Juste** and Philadelphia **OLB Joshua Uche** during their time at Michigan. Joining the group of former Wolverines will be Chargers **Quarterbacks Coach Shane Day**, **Defensive Line Coach Mike Elston**, and Eagles **DE Brandon Graham** who spent the 2006 season together in Ann Arbor.

Los Angeles **Head Coach Jim Harbaugh** is familiar with a few other members of the Eagles staff with Philadelphia **Defensive Coordinator Vic Fangio** and **Wide Receivers Coach Aaron Moorehead** joining Chargers **Offensive Coordinator Greg Roman** as members of Harbaugh's staff at Stanford. The group put together a 12-1 season, topping it off with a win in the 2010 Orange Bowl. Fangio (2006-09) also spent time with Chargers **General Manager Joe Hortiz** (1998-23) as a member of the Baltimore Ravens.

Eagles **Head Coach Nick Sirianni** was a member of the Chargers' coaching staff, including one season as an offensive quality control coach (2013), two seasons as quarterbacks coach (2014-15), and two seasons as wide receivers coach (2016-17), helping coach Chargers **WR Keenan Allen** to a Pro-Bowl 2017 season. Philadelphia **Tight Ends Coach Jason Michael** and **Inside Linebackers Coach Bobby King** join **Head Coach Nick Sirianni** in reuniting with their former team. Both spent time on the same Chargers staff as Sirianni before joining his Eagles coaching staff.

A pack of Georgia Bulldogs will be meeting on the field Monday night. Chargers **WR Ladd McConkey**, **OL Jamaree Salyer**, and Eagles **DT Jalen Carter**, **DT Jordan Davis**, **LB Nakobe Dean**, **LB Smael Mondon Jr.**, **CB Kelee Ringo**, and **OLB Nolan Smith Jr.** all spent time in Athens together. All eight members were apart of the 2021 College Football Playoff National Championship team with five of the members returning for the Championship repeat in 2022.

Chargers **K Cameron Dicker** (2022) and **G Mekhi Becton Sr.** (2024) both spent a season in Philadelphia wearing the midnight green. Becton Sr. helped anchor an offensive line that ranked top five in rushing yards, rushing average and rushing touchdowns ultimately leading to a victory in Super Bowl LIX to conclude the 2024 season.

## PRO CONNECTIONS

Assistant GM Chad Alexander (2019-23)  
G Mekhi Becton Sr. (2020-23)  
LB Del'Shawn Phillips (2021)  
TE Tyler Conklin (2022-24)



P Brandon Mann (2020-22)  
CB Michael Carter II (2021-25)  
WR Xavier Gipson (2023-25)

DL Teair Tart (2020-23)  
OLB Bud Dupree (2021-22)  
DL Da'Shawn Hand (2021-22)  
DL Naquan Jones (2021-23)  
S Elijah Molden (2021-23)



WR A.J. Brown (2019-2021)  
CB Adoree' Jackson (2017-20)

Run-Game Coord./TEs Andy Bischoff (2022-23)  
S Tony Jefferson (2022)



RB Saquon Barkley (2018-23)  
CB Adoree' Jackson (2021-24)

OL Trevor Penning (2022-2025)



LB Zack Baun (2020-23)

CB Donte Jackson (2018-23)  
C Bradley Bozeman (2022-23)



T/G Brett Toth (2023)

CB Benjamin St-Juste (2021-24)



WR Jahan Dotson (2022-23)  
QB Sam Howell (2022-23)

DL Da'Shawn Hand (2023-24)  
DL Teair Tart (2024)



OLB Jaelan Phillips (2021-25)

WR Keenan Allen (2024)



OL Matt Pryor (2024)

QB Trey Lance (2021-23)



OL Matt Pryor (2023)

C Andre James (2019-24)



CB Jakorian Bennett (2023-24)

*Italicized* indicates coaches who were players at the time.

# JOE HORTIZ

## PLAYER OF THE WEEK HONORS

One of the NFL's top talent evaluators for the last quarter century, **Joe Hortiz** brought his shrewd eye for talent and roster construction to the Chargers in his first season as General Manager — as the Bolts featured a pair of players acquired or extended by Hortiz that earned AFC Player of the Week recognition.

In his first draft as GM, Hortiz selected **CB Tarheeb Still** in the fifth round. The Maryland product turned in a breakout performance in Los Angeles' Week 13 victory over Atlanta, becoming the first Chargers rookie to win AFC Defensive Player of the Week since 2007. He led all NFL players in Week 13 with two interceptions, including one that he returned 61 yards for a touchdown that proved to be the winning score.

Hortiz extended **K Cameron Dicker** right before the 2024 season, locking in the most accurate kicker in NFL history for the Bolts for the foreseeable future. Dicker capped his 2024 campaign with back-to-back AFC Special Teams Player of the Week awards in Weeks 17 and 18. He was the only player in 2024 to win any Player of the Week honor in back-to-back weeks. Over those two games, Dicker led all NFL players with 30 points scored and eight field goals made.

This season, Dicker continued his excellence by making each of his first 15 field goals and all 14 extra point attempts. He was named AFC Special Teams Player of the Week after a Week 6 victory in Miami that saw him nail all five field goals, including a 33-yard game-winner in the game's waning seconds.

### CHARGERS TO WIN AFC PLAYER OF THE WEEK, ACQUIRED OR EXTENDED SINCE 2024

| Season | Player           | Phase         | Week            |
|--------|------------------|---------------|-----------------|
| 2024   | CB Tarheeb Still | Defense       | Week 13 at Atl. |
|        | K Cameron Dicker | Special Teams | Week 17 at N.E. |
|        | K Cameron Dicker | Special Teams | Week 18 at L.V. |
| 2025   | K Cameron Dicker | Special Teams | Week 6 at Mia.  |



## PFWA SUPERLATIVES

Joe Hortiz made his first draft choice as a general manager with the No. 5 overall pick of the 2024 NFL Draft, selecting **T Joe Alt**. Alt turned in a stellar rookie campaign, becoming one of the top tackles in the AFC, earning All-Rookie recognition from the *Professional Football Writers of America*.

Below is a look at Hortiz's draft picks that have been recognized by the *PFWA* as All-NFL, All-AFC or All-Rookie:

### CHARGERS DRAFT PICK SUPERLATIVES FROM PFWA WHILE WITH TEAM, SINCE 2024

| Drafted | Player    | All-NFL | All-AFC | All-Rookie |
|---------|-----------|---------|---------|------------|
| 2024    | T Joe Alt | 0       | 0       | 1          |

# JIM HARBAUGH

## A PROVEN WINNER

Fresh off coaching his alma mater, the University of Michigan, to a 15-0 season and CFP National Championship in 2023, **Jim Harbaugh** continued his culture of winning with the Bolts, leading the Chargers to an 11-6 record in his first season as head coach. He began his second season with a 3-0 record in the first three weeks, with all three wins coming against AFC West foes. Harbaugh now has six consecutive victories on Kickoff Weekend, the longest winning streak on Kickoff Weekend among active NFL head coaches.

He has a 63-29-1 record (.679 pct.) as an NFL head coach, the eighth-best winning percentage in history among NFL head coaches with at least 60 games coached.

### HEAD COACH WINNING PCT., REGULAR SEASON, MIN. 60 GAMES COACHED, NFL HISTORY

| Rk. | Teams           | Coach               | W         | L         | T        | Pct.        |
|-----|-----------------|---------------------|-----------|-----------|----------|-------------|
| 1.  | Four Teams*     | Guy Chamberlin      | 58        | 16        | 7        | .784        |
| 2.  | Oak.            | John Madden         | 103       | 32        | 7        | .759        |
| 3.  | G.B./Was.       | Vince Lombardi      | 96        | 34        | 6        | .738        |
| 4.  | Was.            | Ray Flaherty        | 54        | 21        | 3        | .720        |
| 5.  | LAR/Was.        | George Allen        | 116       | 47        | 5        | .712        |
| 6.  | Phi.            | Nick Sirianni       | 56        | 24        | 0        | .700        |
| 7.  | Cle.            | Blanton Collier     | 76        | 34        | 2        | .691        |
| 8.  | <b>S.F./LAC</b> | <b>Jim Harbaugh</b> | <b>63</b> | <b>29</b> | <b>1</b> | <b>.683</b> |
| 9.  | Three Teams**   | George Halas        | 318       | 148       | 31       | .682        |
| 10. | BalC***/Mia.    | Don Shula           | 328       | 156       | 6        | .677        |

\*Canton Bulldogs/Cleveland Bulldogs/  
Frankford Yellow Jackets/Chicago Cardinals  
\*\*Decatur Staleys/Chicago Staleys/Chicago Bears  
\*\*\*Baltimore Colts

Over his NFL coaching career, Harbaugh's teams have allowed just 17.9 points per game, the eighth-best rate for any head coach with at least 80 games coached since the 1970 NFL-AFL Merger.

### POINTS ALLOWED PER GAME, HEAD COACHES, REGULAR SEASON, MIN. 80 GAMES COACHED, NFL, SINCE 1970

| Rank | Team/s          | Coach               | Points Allowed/Game |
|------|-----------------|---------------------|---------------------|
| 1.   | LAR/Was.        | George Allen        | 15.1                |
| 2.   | Min.            | Bud Grant           | 17.1                |
| 3.   | Bal.            | Brian Billick       | 17.3                |
| 4.   | Oak.            | John Madden         | 17.4                |
| 5.   | Pit.            | Bill Cowher         | 17.6                |
| 6.   | Cin.            | Paul Brown          | 17.7                |
| 7.   | Pit.            | Chuck Noll          | 17.8                |
| 8.   | <b>S.F./LAC</b> | <b>Jim Harbaugh</b> | <b>17.9</b>         |
| 9.   | S.F./Car.       | George Seifert      | 18.0                |
| 10.  | Mia.            | Don Shula           | 18.1                |



## COACHING AT AN ALL-STAR LEVEL

**Jim Harbaugh**, one of the top motivators in football, is known for being able to get the very best out of his players. His motivational skills are evident in the number of all-stars he has coached, as Harbaugh has now coached 21 different players to be named to a combined 34 Pro Bowl selections.

### PRO BOWLERS COACHED BY JIM HARBAUGH

| Season        | Team              | Harbaugh Position | Pro Bowlers   |
|---------------|-------------------|-------------------|---|
| 2011          | San Francisco     | Head Coach        | 9   |
|               |                   |                   | K David Akers, S Dashon Goldson, RB Frank Gore, LS Brian Jennings, P Andy Lee, CB Carlos Rogers, DT Justin Smith, T Joe Staley, LB Patrick Willis     |
| 2012          | San Francisco     | Head Coach        | 9   |
|               |                   |                   | LB NaVorro Bowman, S Dashon Goldson, RB Frank Gore, G Mike Iupati, OLB Aldon Smith, DT Justin Smith, T Joe Staley, S Donte Whitner, LB Patrick Willis |
| 2013          | San Francisco     | Head Coach        | 9   |
|               |                   |                   | LB NaVorro Bowman, LB Ahmad Brooks, TE Vernon Davis, RB Frank Gore, G Mike Iupati, S Eric Reid, DT Justin Smith, T Joe Staley, LB Patrick Willis      |
| 2014          | San Francisco     | Head Coach        | 3   |
|               |                   |                   | S Antoine Bethea, G Mike Iupati, T Joe Staley   |
| 2024          | L.A. Chargers     | Head Coach        | 4   |
|               |                   |                   | OLB Joey Bosa, S Derwin James Jr., OLB Khalil Mack, T Rashawn Slater  |
| <b>Totals</b> | <b>21 Players</b> |                   | <b>34 Pro Bowls</b>   |

## FAST 50

In 2024, **Jim Harbaugh** reached his 50th career win as an NFL head coach. He reached that mark in his 73rd game, tied as the fourth-fastest coach to do so in the last 30 years.

### FEWEST GAMES TO 50 WINS, NFL HEAD COACHES, SINCE 1995

| Rank | Team/s          | Coach               | Games     |
|------|-----------------|---------------------|-----------|
| 1.   | Atl.            | Mike Smith          | 71        |
| 2.   | Bal.            | John Harbaugh       | 72        |
|      | LAR             | Sean McVay          | 72        |
| 4.   | <b>S.F./LAC</b> | <b>Jim Harbaugh</b> | <b>73</b> |
|      | Pit.            | Bill Cowher         | 73        |



## ASSISTANT COACHES



**RYAN FICKEN**

**SPECIAL TEAMS COORDINATOR**

19TH NFL SEASON | 4TH SEASON WITH CHARGERS



**GREG ROMAN**

**OFFENSIVE COORDINATOR**

27TH NFL SEASON | 2ND SEASON WITH CHARGERS



**NAVORRO BOWMAN**

**LINEBACKERS**

10TH NFL SEASON | 2ND SEASON WITH CHARGERS



**KIRK CAMPBELL**

**OFFENSIVE ASSISTANT**

1ST NFL SEASON | 1ST SEASON WITH CHARGERS



**STEVE CLINKSCALE**

**DEFENSIVE BACKS**

2ND NFL SEASON | 2ND SEASON WITH CHARGERS



**MIKE DEVLIN**

**OFFENSIVE LINE**

30TH NFL SEASON | 2ND SEASON WITH CHARGERS



**ADAM FULLER**

**SAFETIES**

1ST NFL SEASON | 1ST SEASON WITH CHARGERS



**JOSH HAMMOND**

**OFFENSIVE ASSISTANT**

4TH NFL SEASON | 2ND SEASON WITH CHARGERS



**MIKE HIESTAND**

**DEFENSIVE ASSISTANT**


7TH NFL SEASON | 4TH SEASON WITH CHARGERS



**KIEL McDONALD**

**RUNNING BACKS**

2ND NFL SEASON | 2ND SEASON WITH CHARGERS



**ROBERT MUSCHAMP**

**DEFENSIVE QUALITY CONTROL**

3RD NFL SEASON | 3RD SEASON WITH CHARGERS



**JESSE MINTER**

**DEFENSIVE COORDINATOR**

6TH NFL SEASON | 2ND SEASON WITH CHARGERS



**ANDY BISCHOFF**

**RUN GAME COORDINATOR/TIGHT ENDS**

13TH NFL SEASON | 2ND SEASON WITH CHARGERS



**MARCUS BRADY**

**PASSING GAME COORDINATOR**

8TH NFL SEASON | 2ND SEASON WITH CHARGERS



**JEFF CARPENTER**

**OFFENSIVE QUALITY CONTROL/TIGHT ENDS**


3RD NFL SEASON | 2ND SEASON WITH CHARGERS



**SHANE DAY**

**QUARTERBACKS**

17TH NFL SEASON | 4TH SEASON WITH CHARGERS



**MIKE ELSTON**

**DEFENSIVE LINE**

2ND NFL SEASON | 2ND SEASON WITH CHARGERS



**CHRIS GOULD**

**ASSISTANT SPECIAL TEAMS**

11TH NFL SEASON | 4TH SEASON WITH CHARGERS



**NICK HARDWICK**

**ASSISTANT OFFENSIVE LINE**

13TH NFL SEASON | 13TH SEASON WITH CHARGERS



**SANJAY LAL**

**WIDE RECEIVERS**

21ST NFL SEASON | 2ND SEASON WITH CHARGERS



**RICK MINTER**

**SENIOR ANALYST**

5TH NFL SEASON | 2ND SEASON WITH CHARGERS



**DYLAN RONEY**

**OUTSIDE LINEBACKERS**

2ND NFL SEASON | 2ND SEASON WITH CHARGERS

# TEAM NOTES

## WELCOME TO L.A.



22 players on Los Angeles' active roster were new this season.

### HOW NEW CHARGERS WERE ACQUIRED

| How Acquired              | New Players |
|---------------------------|-------------|
| Draft Selections          | 6           |
| Undrafted Free Agents/IPP | 2           |
| Veteran Free Agents       | 11          |
| Practice Squad Signings   | 0           |
| Trades                    | 3           |
| Waiver Claims             | 0           |
| <b>Totals</b>             | <b>22</b>   |

### NEW CHARGERS ON THE ACTIVE ROSTER

| Pos. | Player                | Exp. | How Acq.                |
|------|-----------------------|------|-------------------------|
| WR   | Keenan Allen          | 13   | Free Agent              |
| G    | Mekhi Becton Sr.      | 6    | UFA (Philadelphia)      |
| DL   | Jamaree Caldwell      | R    | Draft Selection (3-86)  |
| TE   | Tyler Conklin         | 8    | UFA (N.Y. Jets)         |
| T    | Austin Deculus        | 3    | Trade (Houston)         |
| TE   | Oronde Gadsden        | R    | Draft Selection (5-165) |
| DL   | Da'Shawn Hand         | 8    | UFA (Miami)             |
| WR   | Tre' Harris           | R    | Draft Selection (2-55)  |
| T    | Bobby Hart            | 9    | Free Agent              |
| CB   | Donte Jackson         | 8    | UFA (Pittsburgh)        |
| C    | Andre James           | 7    | Free Agent              |
| DL   | Naquan Jones          | 5    | UFA (Arizona)           |
| OLB  | Kyle Kennard          | R    | Draft Selection (4-125) |
| WR   | KeAndre Lambert-Smith | R    | Draft Selection (5-158) |
| QB   | Trey Lance            | 5    | UFA (Dallas)            |
| S    | RJ Mickens            | R    | Draft Selection (6-214) |
| OLB  | Odafe Oweh            | 5    | Trade (Baltimore)       |
| OL   | Trevor Penning        | 4    | Trade (New Orleans)     |
| LB   | Del'Shawn Phillips    | 6    | UFA (Houston)           |
| CB   | Nikko Reed            | R    | Undrafted Free Agent    |
| CB   | Benjamin St-Juste     | 4    | UFA (Washington)        |
| LB   | Marlowe Wax           | R    | Undrafted Free Agent    |

## COACH LOCATIONS

For the 2025 season, 22 members of the Chargers coaching staff are down on the sideline while 10 others are up in the booth. The location of each coach can be seen below:

### CHARGERS COACHES DOWN ON THE SIDELINE (22)

| Name             | Position                                 |
|------------------|--|
| Jim Harbaugh     | Head Coach                               |
| Ryan Ficken      | Special Teams Coordinator                |
| Jesse Minter     | Defensive Coordinator                    |
| Andy Bischoff    | Run Game Coordinator/Tight Ends          |
| NaVorro Bowman   | Linebackers                              |
| Marcus Brady     | Passing Game Coordinator                 |
| Steve Clinkscale | Defensive Backs                          |
| Shane Day        | Quarterbacks                             |
| Mike Devlin      | Offensive Line                           |
| Mike Elston      | Defensive Line                           |
| Chris Gould      | Assistant Special Teams                  |
| Josh Hammond     | Offensive Assistant                      |
| Nick Hardwick    | Assistant Offensive Line                 |
| Sanjay Lal       | Wide Receivers                           |
| Kiel McDonald    | Running Backs                            |
| Dylan Roney      | Outside Linebackers                      |
| Maurquice Shakir | Alex G. Spanos Coaching Fellow           |
| Ben Herbert      | Executive Director of Player Performance |
| Jonathan Brooks  | Head Strength & Conditioning             |
| Devin Woodhouse  | Head Strength & Conditioning             |
| Ben Rabe         | Director of Performance Analytics        |
| Lincoln DeWolf   | Performance Analyst                      |

### CHARGERS COACHES UP IN THE BOOTH (10)

| Name              | Position                             |
|-------------------|--------------------------------------|
| Greg Roman        | Offensive Coordinator                |
| Kirk Campbell     | Offensive Assistant                  |
| Jeff Carpenter    | Offensive Quality Control/Tight Ends |
| Adam Fuller       | Safeties                             |
| Mike Hiestand     | Defensive Assistant                  |
| Rick Minter       | Senior Analyst                       |
| Robert Muschamp   | Defensive Quality Control            |
| Chuka Ndulue      | Alex G. Spanos Coaching Fellow       |
| Justin Poindexter | Alex G. Spanos Coaching Fellow       |
| Miles Taylor      | Alex G. Spanos Coaching Fellow       |

## TEAM NOTES

### A TOP DEFENSE

In 2024, the Chargers ranked No. 1 in the NFL in scoring defense by allowing just 17.7 points per game. This year, Los Angeles ranks 11th the NFL, allowing an average of 21.0 points per game. Over the last two seasons, Los Angeles' 19.1 points allowed per game is the third-best in the NFL.

The Bolts also have the league's best scoring defense in the first half over the last two seasons, allowing just 8.8 points per game.

#### POINTS ALLOWED PER GAME, NFL, SINCE 2024

| Rank | Team                 | Points Allowed/Game |
|------|----------------------|---------------------|
| 1.   | Denver Broncos       | 18.2                |
| 2.   | Philadelphia Eagles  | 19.0                |
| 3.   | Los Angeles Chargers | 19.1                |
| 4.   | Kansas City Chiefs   | 19.2                |
| 5.   | Green Bay Packers    | 19.4                |

#### POINTS ALLOWED PER GAME, FIRST HALF, NFL, SINCE 2024

| Rank | Team                 | Points Allowed/Game |
|------|----------------------|---------------------|
| 1.   | Los Angeles Chargers | 8.8                 |
| 2.   | Houston Texans       | 9.1                 |
| 3.   | Philadelphia Eagles  | 9.2                 |
| 4.   | Minnesota Vikings    | 9.3                 |
| 5.   | Green Bay Packers    | 9.6                 |

### APPLY THE PRESSURE

This season, Los Angeles ranks tied for No. 6 in the NFL and tied for fourth in the AFC with 34.0 sacks. The Bolts are the third-ranked team in the NFL this season with 16.0 sacks on third down.

#### SACKS, NFL, 2025

| Rank | Team                 | Sacks |
|------|----------------------|-------|
| 1.   | Denver Broncos       | 51.0  |
| 2.   | Cleveland Browns     | 43.0  |
| 3.   | Atlanta Falcons      | 41.0  |
| 4.   | Seattle Seahawks     | 40.0  |
| 5.   | Indianapolis Colts   | 35.0  |
| 6.   | Los Angeles Chargers | 34.0  |
|      | Houston Texans       | 34.0  |
|      | Pittsburgh Steelers  | 34.0  |
| 9.   | Los Angeles Rams     | 33.0  |
| 10.  | Detroit Lions        | 32.0  |
|      | Green Bay Packers    | 32.0  |

#### SACKS, THIRD DOWN, NFL, 2025

| Rank | Team                 | Sacks |
|------|----------------------|-------|
| 1.   | Denver Broncos       | 23.0  |
| 2.   | Cleveland Browns     | 18.0  |
| 3.   | Los Angeles Chargers | 16.0  |
|      | Houston Texans       | 16.0  |
| 5.   | Seattle Seahawks     | 15.0  |

### LOCK DOWN DEFENSE

The Los Angeles defense ranks No. 3 this season in total defense, allowing 286.1 total net yards per game. The unit allows 168.3 net passing yards per game, good for No. 2 in the NFL this season.

#### TOTAL NET YARDS ALLOWED PER GAME, NFL, 2025

| Rank | Team                 | Total Net Yards Allowed/Game |
|------|----------------------|------------------------------|
| 1.   | Houston Texans       | 265.7                        |
| 2.   | Cleveland Browns     | 271.3                        |
| 3.   | Los Angeles Chargers | 275.3                        |
| 4.   | Green Bay Packers    | 284.8                        |
| 5.   | Denver Broncos       | 286.4                        |

#### NET PASSING YARDS ALLOWED PER GAME, NFL, 2025

| Rank | Team                 | Net Passing Yards Allowed/Game |
|------|----------------------|--------------------------------|
| 1.   | Buffalo Bills        | 163.2                          |
| 2.   | Los Angeles Chargers | 168.3                          |
| 3.   | Cleveland Browns     | 169.9                          |
| 4.   | Houston Texans       | 174.0                          |
| 5.   | Minnesota Vikings    | 178.4                          |

Over the last two seasons, the defense has been one of the best units in football, allowing 304.0 total net yards per game to rank third in the NFL in that time. Over the same span, the passing defense ranks second in the league, allowing 190.9 net passing yards per game.

#### TOTAL NET YARDS ALLOWED PER GAME, NFL, SINCE 2024

| Rank | Team                 | Total Net Yards Allowed/Game |
|------|----------------------|------------------------------|
| 1.   | Houston Texans       | 294.6                        |
| 2.   | Green Bay Packers    | 302.2                        |
| 3.   | Los Angeles Chargers | 304.0                        |
| 4.   | Denver Broncos       | 304.4                        |
| 5.   | Philadelphia Eagles  | 306.8                        |

#### NET PASSING YARDS ALLOWED PER GAME, NFL, SINCE 2024

| Rank | Team                 | Net Passing Yards Allowed/Game |
|------|----------------------|--------------------------------|
| 1.   | Houston Texans       | 189.8                          |
| 2.   | Los Angeles Chargers | 190.9                          |
| 3.   | Philadelphia Eagles  | 192.4                          |
| 4.   | New York Jets        | 194.1                          |
| 5.   | Tennessee Titans     | 194.2                          |



## TEAM NOTES

### BEND, DON'T BREAK

Los Angeles continued its excellence as a red zone defense in 2025, having been the NFL's best in 2024. That season, the unit allowed just 18 touchdowns on 40 red zone drives (45.0 pct.). The 45.0 defensive red zone percentage led the league in 2024.

The Bolts rank tied for 11th in the NFL this season, allowing 21 red zone touchdowns on 38 drives (55.3 pct.). Since the beginning of the 2024 season, the Bolts have allowed 39 touchdowns on 78 red zone drives (50.0 pct.), good for the third-best defensive red zone percentage in the NFL.

#### RED ZONE DEFENSE, NFL, SINCE 2024

| Rank | Team          | RZ Drives | RZ TDs | RZ Pct. |
|------|---------------|-----------|--------|---------|
| 1.   | Denver        | 82        | 36     | 43.9    |
| 2.   | L.A. Rams     | 92        | 43     | 46.7    |
| 3.   | L.A. Chargers | 78        | 39     | 50.0    |
|      | Philadelphia  | 84        | 42     | 50.0    |
| 5.   | Miami         | 97        | 49     | 50.5    |

### PASS BREAKUP MACHINE

In the *Monday Night Football* victory over Las Vegas in Week 2, the defense totaled 15 passes defended, the most by any team in a single game over the last four seasons. The Bolts are the only team with two performances of 12-plus pass breakups over the last two seasons.

The unit featured seven different players record two or more pass breakups. It was the first game in at least 30 years where a team had seven or more players with multiple passes defended.

#### MOST PASSES DEFENSED, SINGLE GAME, NFL, SINCE 2022

| Rank | Team                 | Game                   | PD |
|------|----------------------|------------------------|----|
| 1.   | Los Angeles Chargers | Sept. 15, 2025 at L.V. | 15 |
| 2.   | New Orleans Saints   | Dec. 8, 2024 at NYG    | 14 |
| 3.   | Baltimore Ravens     | Nov. 9, 2025 vs. Min.  | 13 |
|      | Pittsburgh Steelers  | Nov. 2, 2025 vs. Ind.  | 13 |
|      | Philadelphia Eagles  | Sept. 28, 2025 at T.B. | 13 |
|      | New Orleans Saints   | Sept. 24, 2023 at G.B. | 13 |
|      | Minnesota Vikings    | Dec. 4, 2022 vs. NYJ   | 13 |

#### MOST PLAYERS WITH MULTIPLE PASSES DEFENSED, SINGLE GAME, NFL, SINCE 1991

| Rank | Team                 | Game                   | Players |
|------|----------------------|------------------------|---------|
| 1.   | Los Angeles Chargers | Sept. 15, 2025 at L.V. | 7       |
| 2.   | Kansas City Chiefs   | Sept. 25, 2016 vs. NYJ | 6       |
|      | Miami Dolphins       | Nov. 12, 2006 vs. K.C. | 6       |
|      | Washington Redskins  | Jan. 1, 2006 at Phi.   | 6       |

### EFFICIENT OFFENSIVE PRODUCTION

The Chargers lead the AFC in third down offense this season, converting 48.3 percent of third-down attempts (83-of-172). Over the last two seasons, the Bolts rank eighth in the NFL, moving the chains on 172 of their 393 attempts (43.8 pct.).

#### THIRD DOWN OFFENSE, NFL, 2025

| Rank | Team          | 3D Att. | 3D Conv. | 3D Pct. |
|------|---------------|---------|----------|---------|
| 1.   | Green Bay     | 150     | 74       | 49.3    |
| 2.   | L.A. Chargers | 172     | 83       | 48.3    |
| 3.   | San Francisco | 168     | 81       | 48.2    |
| 4.   | Buffalo       | 149     | 66       | 44.3    |
| 5.   | Dallas        | 145     | 64       | 44.1    |

#### THIRD DOWN OFFENSE, NFL, SINCE 2024

| Rank | Team          | 3D Att. | 3D Conv. | 3D Pct. |
|------|---------------|---------|----------|---------|
| 1.   | Tampa Bay     | 380     | 175      | 46.1    |
| 2.   | Kansas City   | 384     | 175      | 45.6    |
| 3.   | San Francisco | 365     | 165      | 45.2    |
| 4.   | Buffalo       | 351     | 155      | 44.2    |
| 5.   | Green Bay     | 340     | 149      | 43.8    |
| 6.   | Detroit       | 356     | 156      | 43.8    |
| 7.   | Cincinnati    | 370     | 162      | 43.8    |
| 8.   | L.A. Chargers | 393     | 172      | 43.8    |
| 9.   | Baltimore     | 332     | 145      | 43.7    |
| 10.  | Washington    | 358     | 155      | 43.3    |

### GETTING OFF THE FIELD

The Bolts rank No. 4 in the NFL in third down defense in 2025, allowing just 48 conversions on 138 attempts (34.8 pct.). The unit is the fifth-best third down defense in the NFL over the last two seasons, allowing 128 conversions on 362 attempts (35.4 pct.).

#### THIRD DOWN DEFENSE, NFL, 2025

| Rank | Team          | 3D Att. | 3D Conv. | 3D Pct. |
|------|---------------|---------|----------|---------|
| 1.   | Denver        | 169     | 52       | 30.8    |
| 2.   | Houston       | 151     | 51       | 33.8    |
| 3.   | Seattle       | 168     | 58       | 34.5    |
| 4.   | L.A. Chargers | 138     | 48       | 34.8    |
| 5.   | New England   | 146     | 52       | 35.6    |

#### THIRD DOWN DEFENSE, NFL, SINCE 2024

| Rank | Team          | 3D Att. | 3D Conv. | 3D Pct. |
|------|---------------|---------|----------|---------|
| 1.   | Denver        | 405     | 140      | 34.6    |
| 2.   | Detroit       | 335     | 116      | 34.6    |
| 3.   | Houston       | 371     | 130      | 35.0    |
| 4.   | L.A. Chargers | 362     | 128      | 35.4    |
| 5.   | Seattle       | 392     | 141      | 36.0    |

# JUSTIN HERBERT

## HERBERT AS A PRO

Since entering the NFL, **Justin Herbert** ranks inside the NFL's top five in completions, passing yards, passing touchdowns and combined touchdowns. His 30 games with 300-plus passing yards rank third in the NFL since 2020.

### COMPLETIONS, NFL, SINCE 2020

| Rank | Team/s   | Player              | Completions |
|------|----------|---------------------|-------------|
| 1.   | K.C.     | QB Patrick Mahomes  | 2,339       |
| 2.   | LAC      | QB Justin Herbert   | 2,210       |
| 3.   | LAR/Det. | QB Jared Goff       | 2,145       |
| 4.   | Buf.     | QB Josh Allen       | 2,099       |
| 5.   | Det./LAR | QB Matthew Stafford | 1,881       |

### PASSING YARDS, NFL, SINCE 2020

| Rank | Team/s   | Player              | Passing Yards |
|------|----------|---------------------|---------------|
| 1.   | K.C.     | QB Patrick Mahomes  | 26,178        |
| 2.   | Buf.     | QB Josh Allen       | 24,103        |
| 3.   | LAC      | QB Justin Herbert   | 23,935        |
| 4.   | LAR/Det. | QB Jared Goff       | 23,864        |
| 5.   | Det./LAR | QB Matthew Stafford | 21,857        |

### PASSING TOUCHDOWNS, NFL, SINCE 2020

| Rank | Team/s        | Player              | Passing Touchdowns |
|------|---------------|---------------------|--------------------|
| 1.   | K.C.          | QB Patrick Mahomes  | 191                |
| 2.   | Buf.          | QB Josh Allen       | 184                |
| 3.   | LAR/Det.      | QB Jared Goff       | 160                |
| 4.   | LAC           | QB Justin Herbert   | 158                |
|      | G.B./NYJ/Pit. | QB Aaron Rodgers    | 158                |
| 6.   | Det./LAR      | QB Matthew Stafford | 153                |

### COMBINED TOUCHDOWNS, NFL, SINCE 2020

| Rank | Team/s        | Player             | Combined Touchdowns |
|------|---------------|--------------------|---------------------|
| 1.   | Buf.          | QB Josh Allen      | 243                 |
| 2.   | K.C.          | QB Patrick Mahomes | 205                 |
| 3.   | LAC           | QB Justin Herbert  | 172                 |
| 4.   | Phi.          | QB Jalen Hurts     | 167                 |
| 5.   | LAR/Det.      | QB Jared Goff      | 166                 |
| 6.   | G.B./NYJ/Pit. | QB Aaron Rodgers   | 165                 |
| 7.   | Bal.          | QB Lamar Jackson   | 161                 |

### MOST GAMES WITH 300-PLUS PASSING YARDS, NFL, SINCE 2020

| Rank | Team/s   | Player             | Games |
|------|----------|--------------------|-------|
| 1.   | K.C.     | QB Patrick Mahomes | 33    |
| 2.   | Buf.     | QB Josh Allen      | 31    |
| 3.   | LAC      | QB Justin Herbert  | 30    |
| 4.   | Cin.     | QB Joe Burrow      | 26    |
| 5.   | LAR/Det. | QB Jared Goff      | 25    |



## THIRD-DOWN PHENOM

One of the top third-down quarterbacks since entering the NFL, **Justin Herbert** has continued his excellence on third down in 2025. His 64 completions on third down are the fourth-best among all players, while his seven touchdown passes lead the AFC and rank tied for No. 2 in the NFL. Herbert has helped move the chains by registering 48 passing first downs on third down this season, tops in the AFC and ranking second among all players.

### THIRD DOWN COMPLETIONS, NFL, 2025

| Rank | Team | Player            | Completions |
|------|------|-------------------|-------------|
| 1.   | Dal. | QB Dak Prescott   | 76          |
| 2.   | Den. | QB Bo Nix         | 75          |
| 3.   | N.E. | QB Drake Maye     | 67          |
| 4.   | LAC  | QB Justin Herbert | 64          |
| 5.   | Chi. | QB Caleb Williams | 63          |

### THIRD DOWN PASSING TOUCHDOWNS, NFL, 2025

| Rank | Team | Player            | Passing Touchdowns |
|------|------|-------------------|--------------------|
| 1.   | Det. | QB Jared Goff     | 9                  |
| 2.   | LAC  | QB Justin Herbert | 7                  |
|      | Chi. | QB Caleb Williams | 7                  |
|      | S.F. | QB Mac Jones      | 7                  |
| 5.   | N.E. | QB Drake Maye     | 6                  |
|      | T.B. | QB Baker Mayfield | 6                  |

### THIRD DOWN PASSING FIRST DOWNS, NFL, 2025

| Rank | Team | Player            | Passing First Downs |
|------|------|-------------------|---------------------|
| 1.   | Dal. | QB Dak Prescott   | 52                  |
| 2.   | LAC  | QB Justin Herbert | 48                  |
| 3.   | Den. | QB Bo Nix         | 47                  |
|      | G.B. | QB Jordan Love    | 47                  |
| 5.   | N.E. | QB Drake Maye     | 46                  |

# JUSTIN HERBERT



## A RATE ABOVE

**Justin Herbert** has thrown two or more touchdowns and eclipsed a passer rating of 100 in 38 career games, good for the second-most by any player through the first six seasons of a career in NFL history. Herbert also has 21 games with two-plus touchdowns and a passer rating of at least 115, tied for No. 4 through the first six seasons of a career.

### MOST GAMES WITH MULTIPLE TOUCHDOWN PASSES AND A 100-PLUS PASSER RATING, FIRST SIX SEASONS, NFL HISTORY

| Rank | Team | Player             | Games |
|------|------|--------------------|-------|
| 1.   | K.C. | QB Patrick Mahomes | 44    |
| 2.   | LAC  | QB Justin Herbert  | 38    |
| 3.   | Sea. | QB Russell Wilson  | 36    |
| 4.   | Buf. | QB Josh Allen      | 34    |
|      | Dal. | QB Dak Prescott    | 34    |
| 6.   | Cin. | QB Joe Burrow      | 33    |

### MOST GAMES WITH MULTIPLE TOUCHDOWN PASSES AND A 115-PLUS PASSER RATING, FIRST SIX SEASONS, NFL HISTORY

| Rank | Team | Player              | Games |
|------|------|---------------------|-------|
| 1.   | K.C. | QB Patrick Mahomes  | 32    |
| 2.   | Sea. | QB Russell Wilson   | 28    |
| 3.   | Dal. | QB Dak Prescott     | 22    |
| 4.   | LAC  | QB Justin Herbert   | 21    |
|      | S.D. | QB Philip Rivers    | 21    |
| 6.   | Cin. | QB Boomer Esiason   | 20    |
|      | Min. | QB Daunte Culpepper | 20    |

## FAB FIVE

In 2024, **Justin Herbert** became just the third player in NFL history to have 3,000 passing yards and 20 touchdowns in each of the first five seasons of a career, joining Hall of Fame QB Peyton Manning and QB Russell Wilson.

### CONSECUTIVE SEASONS WITH 3,000 PASSING YARDS AND 20 TOUCHDOWN PASSES TO START A CAREER, NFL HISTORY

| Rank | Team | Player            | Consecutive Seasons |
|------|------|-------------------|---------------------|
| 1.   | Ind. | QB Peyton Manning | 13 (1998-2010)      |
| 2.   | Sea. | QB Russell Wilson | 10 (2012-21)        |
| 3.   | LAC  | QB Justin Herbert | 5 (2020-Present)    |
| 4.   | Dal. | QB Dak Prescott   | 4 (2016-19)         |
|      | Oak. | QB Derek Carr     | 4 (2014-17)         |

## BIG-TIME PERFORMER

After he set rookie records in 2020 with eight 300-yard games and six three-touchdown performances, **Justin Herbert** continues to put up big-time performances.

Herbert has topped 300 passing yards 30 times in his career, tied for the third-most in a player's first six pro seasons in NFL history.

### MOST GAMES WITH 300-PLUS PASSING YARDS, FIRST SIX SEASONS, NFL HISTORY

| Rank | Team/s    | Player              | Games |
|------|-----------|---------------------|-------|
| 1.   | K.C.      | QB Patrick Mahomes  | 41    |
| 2.   | Mia.      | QB Dan Marino*      | 32    |
| 3.   | LAC       | QB Justin Herbert   | 30    |
|      | StL       | QB Kurt Warner*     | 30    |
| 5.   | Det.      | QB Matthew Stafford | 27    |
|      | T.B./N.O. | QB Jameis Winston   | 27    |
| 7.   | Cin.      | QB Joe Burrow       | 26    |
|      | Ind.      | QB Andrew Luck      | 26    |
|      | LAR       | QB Jared Goff       | 26    |

*\*Pro Football Hall of Famer*

Herbert has thrown at least three touchdowns in 23 games, tied for No. 6 over a player's first six seasons. He has thrown multiple touchdown passes in 51 career games, good for the fourth-most by a player through their first six professional seasons.

### MOST GAMES WITH THREE-PLUS TOUCHDOWN PASSES, FIRST SIX SEASONS, NFL HISTORY

| Rank | Team/s    | Player             | Games |
|------|-----------|--------------------|-------|
| 1.   | Mia.      | QB Dan Marino*     | 37    |
| 2.   | K.C.      | QB Patrick Mahomes | 36    |
| 3.   | Cin.      | QB Joe Burrow      | 26    |
|      | Dal.      | QB Dak Prescott    | 26    |
| 5.   | Atl./G.B. | QB Brett Favre     | 24    |
| 6.   | LAC       | QB Justin Herbert  | 23    |
|      | Ind.      | QB Peyton Manning* | 23    |
|      | Buf.      | QB Josh Allen      | 23    |
| 9.   | StL       | QB Kurt Warner*    | 21    |
|      | Sea.      | QB Russell Wilson  | 21    |
| 11.  | Cin.      | QB Boomer Esiason  | 20    |

### MOST GAMES WITH MULTIPLE TOUCHDOWN PASSES, FIRST SIX SEASONS, NFL HISTORY

| Rank | Team/s | Player             | Games |
|------|--------|--------------------|-------|
| 1.   | Mia.   | QB Dan Marino*     | 58    |
|      | K.C.   | QB Patrick Mahomes | 58    |
| 3.   | Buf.   | QB Josh Allen      | 54    |
| 4.   | LAC    | QB Justin Herbert  | 51    |
| 5.   | Ind.   | QB Peyton Manning* | 50    |
| 6.   | Atl.   | QB Matt Ryan       | 49    |
|      | Sea.   | QB Russell Wilson  | 49    |

*\*Pro Football Hall of Famer*



# JUSTIN HERBERT

## PROTECT THE FOOTBALL

**Justin Herbert** is among the best at protecting the football in NFL history, as his 1.7 passing interception percentage ranks No. 3 in NFL history among players with at least 1,000 attempts. His percentage is the fifth-best in the NFL since he entered the professional ranks in 2020.

### PASSING INT PCT., MIN. 1,000 ATT., NFL HISTORY

| Rank | Team/s                 | Player             | Passing INT Pct. |
|------|------------------------|--------------------|------------------|
| 1.   | Six Teams <sup>^</sup> | QB Jacoby Brissett | 1.4              |
| 2.   | G.B./NYJ/Pit.          | QB Aaron Rodgers   | 1.4              |
| 3.   | LAC                    | QB Justin Herbert  | 1.7              |
| 4.   | Cin.                   | QB Joe Burrow      | 1.7              |
| 5.   | Seven Teams*           | QB Tyrod Taylor    | 1.8              |

### PASSING INT PCT., MIN. 1,000 ATT., NFL, SINCE 2020

| Rank | Team/s                 | Player                | Passing INT Pct. |
|------|------------------------|-----------------------|------------------|
| 1.   | Six Teams <sup>^</sup> | QB Jacoby Brissett    | 1.4              |
| 2.   | G.B./NYJ/Pit.          | QB Aaron Rodgers      | 1.6              |
| 3.   | T.B.                   | QB Tom Brady          | 1.6              |
| 4.   | Pit.                   | QB Ben Roethlisberger | 1.6              |
| 5.   | LAC                    | QB Justin Herbert     | 1.7              |
| 6.   | Hou./Cle.              | QB Deshaun Watson     | 1.7              |

<sup>^</sup>Colts, Dolphins, Browns, Commanders, Patriots, Cardinals

\*Ravens, Bills, Browns, Chargers, Texans, Giants, Jets

Herbert threw a team-record three interceptions in 2024, the second-fewest in a single season by any player in history (min. 450 att.). Since the start of the 2024 season, Herbert's 13 interceptions are the seventh-fewest in the NFL (min. 500 att.).

Over the last two seasons, Herbert has registered zero interceptions in a conference-high 18 games.

### FEWEST PASSING INTERCEPTIONS, MIN. 500 ATT., NFL, SINCE 2024

| Rank | Team      | Player              | Passing INTs |
|------|-----------|---------------------|--------------|
| 1.   | Phi.      | QB Jalen Hurts      | 7            |
| 2.   | Bal.      | QB Lamar Jackson    | 8            |
| 3.   | Cin.      | QB Joe Burrow       | 9            |
| 4.   | Chi.      | QB Caleb Williams   | 11           |
|      | Was.      | QB Jayden Daniels   | 11           |
| 6.   | LAR       | QB Matthew Stafford | 12           |
| 7.   | LAC       | QB Justin Herbert   | 13           |
| 8.   | Ari.      | QB Kyler Murray     | 14           |
|      | G.B.      | QB Jordan Love      | 14           |
|      | NYG/Ind.  | QB Daniel Jones     | 14           |
|      | N.E./S.F. | QB Mac Jones        | 14           |

### MOST GAMES PLAYED WITHOUT AN INTERCEPTION, QUARTERBACKS, NFL, SINCE 2024

| Rank | Team | Player            | Games |
|------|------|-------------------|-------|
| 1.   | Phi. | QB Jalen Hurts    | 21    |
| 2.   | Chi. | QB Caleb Williams | 20    |
| 3.   | Bal. | QB Lamar Jackson  | 19    |
| 4.   | LAC  | QB Justin Herbert | 18    |
|      | Det. | QB Jared Goff     | 18    |

## COMPLETING RECORDS

After setting the rookie completions record in 2020, **Justin Herbert** has continued his pace, with his 2,210 career completions setting the record for the most through the first six seasons of a career.

### COMPLETIONS, FIRST SIX SEASONS, NFL HISTORY

| Rank | Team | Player             | Completions |
|------|------|--------------------|-------------|
| 1.   | LAC  | QB Justin Herbert  | 2,210       |
|      | Ind. | QB Peyton Manning* | 2,128       |
| 3.   | Oak. | QB Derek Carr      | 2,120       |
| 4.   | Atl. | QB Matt Ryan       | 2,093       |
| 5.   | Buf. | QB Josh Allen      | 1,989       |

\*Pro Football Hall of Famer

The sixth-year passer reached 2,000 career completions in Week 3, becoming the youngest player in NFL history to reach that mark, while also being the second-fastest. Herbert previously set the all-time records as the fastest player in NFL history to reach 1,000 completions (38th career game) and 1,500 completions (57th career game).

Herbert's 2,210 completions are the second-most by any player before turning 28 years old in NFL history. He is 52 completions away from setting the all-time record.

### YOUNGEST PLAYERS TO REACH 2,000 CAREER COMPLETIONS, NFL HISTORY

| Rank | Team | Player              | Age (Years-Days) |
|------|------|---------------------|------------------|
| 1.   | LAC  | QB Justin Herbert   | 27-195           |
| 2.   | N.E. | QB Drew Bledsoe     | 27-239           |
| 3.   | Ind. | QB Peyton Manning*  | 27-245           |
| 4.   | Det. | QB Matthew Stafford | 27-254           |
| 5.   | K.C. | QB Patrick Mahomes  | 27-356           |

### FEWEST GAMES TO 2,000 COMPLETIONS, NFL HISTORY

| Rank | Team | Player              | Games |
|------|------|---------------------|-------|
| 1.   | K.C. | QB Patrick Mahomes  | 81    |
| 2.   | LAC  | QB Justin Herbert   | 82    |
| 3.   | Det. | QB Matthew Stafford | 83    |
| 4.   | Ind. | QB Andrew Luck      | 86    |

### COMPLETIONS BEFORE TURNING 28 YEARS OLD, NFL HISTORY

| Rank | Team      | Player              | Completions |
|------|-----------|---------------------|-------------|
| 1.   | Det.      | QB Matthew Stafford | 2,246       |
| 2.   | LAC       | QB Justin Herbert   | 2,210       |
| 3.   | S.D./N.O. | QB Drew Brees       | 2,192       |
| 4.   | Ind.      | QB Peyton Manning*  | 2,128       |
| 5.   | K.C.      | QB Patrick Mahomes  | 2,006       |

\*Pro Football Hall of Famer

# JUSTIN HERBERT

## HERBERT SETS PASSING YARDS RECORD

In 2024, **Justin Herbert** set the record for passing yards through a player's first five seasons (21,093). His 23,935 career passing yards rank No. 3 through the first six seasons of a career. Herbert is also the only player ever to eclipse 4,000 yards in each of his first three years and the only player to top 4,500 yards in two of his first three seasons.

### PASSING YARDS, FIRST SIX SEASONS, NFL HISTORY

| Rank | Team/s | Player             | Passing Yards |
|------|--------|--------------------|---------------|
| 1.   | Ind.   | QB Peyton Manning* | 24,885        |
| 2.   | K.C.   | QB Patrick Mahomes | 24,241        |
| 3.   | LAC    | QB Justin Herbert  | 23,935        |
| 4.   | Mia.   | QB Dan Marino*     | 23,856        |
| 5.   | Atl.   | QB Matt Ryan       | 23,472        |

\*Pro Football Hall of Famer

Herbert eclipsed 20,000 yards in Week 15 of the 2024 season — his 76th career game and at 26 years, 280 days old to be the third-youngest and tie as the fifth-fastest player to do so in NFL history.

The 23,935 passing yards rank No. 6 in NFL history by players before turning 28 years old. Herbert is 1,216 yards away from being the third player in NFL history with 25,000 passing yards before his 28th birthday.

### YOUNGEST PLAYERS TO REACH 20,000 CAREER PASSING YARDS, NFL HISTORY

| Rank | Team/s | Player              | Age (Years-Days) |
|------|--------|---------------------|------------------|
| 1.   | N.E.   | QB Drew Bledsoe     | 26-253           |
| 2.   | Ind.   | QB Peyton Manning*  | 26-266           |
| 3.   | LAC    | QB Justin Herbert   | 26-280           |
| 4.   | Det.   | QB Matthew Stafford | 26-282           |
| 5.   | Mia.   | QB Dan Marino*      | 27-3             |
| 6.   | K.C.   | QB Patrick Mahomes  | 27-15            |

### FEWEST GAMES TO 20,000 PASSING YARDS, NFL HISTORY

| Rank | Team/s       | Player              | Games |
|------|--------------|---------------------|-------|
| 1.   | K.C.         | QB Patrick Mahomes  | 67    |
| 2.   | Det.         | QB Matthew Stafford | 71    |
| 3.   | Mia.         | QB Dan Marino*      | 74    |
|      | Ind.         | QB Andrew Luck      | 74    |
| 5.   | LAC          | QB Justin Herbert   | 76    |
|      | StL/NYG/Ari. | QB Kurt Warner*     | 76    |
|      | Was./Min.    | QB Kirk Cousins     | 76    |

### PASSING YARDS BEFORE TURNING 28 YEARS OLD, NFL HISTORY

| Rank | Team/s   | Player              | Passing Yards |
|------|----------|---------------------|---------------|
| 1.   | Det.     | QB Matthew Stafford | 25,976        |
| 2.   | N.E.     | QB Drew Bledsoe     | 25,966        |
| 3.   | Ind.     | QB Peyton Manning*  | 24,884        |
| 4.   | K.C.     | QB Patrick Mahomes  | 24,467        |
| 5.   | Mia.     | QB Dan Marino*      | 24,111        |
| 6.   | LAC      | QB Justin Herbert   | 23,935        |
| 7.   | LAR/Det. | QB Jared Goff       | 22,771        |

\*Pro Football Hall of Famer

## TOUCHDOWN MACHINE

After setting the all-time rookie record with 31 touchdown passes in 2020, **Justin Herbert** joined Hall of Famer Peyton Manning as the only players ever to throw 25 touchdown passes in each of their first three seasons.

Herbert ranked No. 6 in NFL history for passing touchdowns through the first five seasons of a career. He now has 158 career passing touchdowns, the sixth-most by any player in their first six pro seasons. In 2023, Herbert eclipsed 100 career touchdown passes in Week 3, making him the fifth-fastest (52 games) and fourth-youngest (25 years, 198 days) to eclipse that mark.

With 158 passing touchdowns, Herbert has the eighth-most passing scores by any player before turning 28 years old.

### PASSING TOUCHDOWNS, FIRST SIX SEASONS, NFL HISTORY

| Rank | Team/s | Player             | Passing Touchdowns |
|------|--------|--------------------|--------------------|
| 1.   | Mia.   | QB Dan Marino*     | 196                |
| 2.   | K.C.   | QB Patrick Mahomes | 192                |
| 3.   | Ind.   | QB Peyton Manning* | 167                |
|      | Buf.   | QB Josh Allen      | 167                |
| 5.   | Sea.   | QB Russell Wilson  | 161                |
| 6.   | LAC    | QB Justin Herbert  | 158                |
| 7.   | Atl.   | QB Matt Ryan       | 153                |

### FEWEST GAMES TO 100 PASSING TOUCHDOWNS, NFL HISTORY

| Rank | Team | Player             | Games |
|------|------|--------------------|-------|
| 1.   | K.C. | QB Patrick Mahomes | 40    |
| 2.   | Mia. | QB Dan Marino*     | 44    |
| 3.   | StL  | QB Kurt Warner*    | 50    |
| 4.   | Bal. | QB Johnny Unitas*  | 51    |
| 5.   | LAC  | QB Justin Herbert  | 52    |
| 6.   | Hou. | QB Deshaun Watson  | 53    |

### YOUNGEST PLAYERS TO REACH 100 CAREER PASSING TOUCHDOWNS, NFL HISTORY

| Rank | Team | Player             | Age (Years-Days) |
|------|------|--------------------|------------------|
| 1.   | Mia. | QB Dan Marino*     | 24-357           |
| 2.   | K.C. | QB Patrick Mahomes | 25-52            |
| 3.   | Hou. | QB Deshaun Watson  | 25-104           |
| 4.   | LAC  | QB Justin Herbert  | 25-198           |
| 5.   | Buf. | QB Josh Allen      | 25-219           |
| 6.   | Ind. | QB Peyton Manning* | 25-232           |

### PASSING TDs BEFORE TURNING 28 YEARS OLD, NFL HISTORY

| Rank | Team/s    | Player              | Passing Touchdowns |
|------|-----------|---------------------|--------------------|
| 1.   | Mia.      | QB Dan Marino*      | 197                |
| 2.   | K.C.      | QB Patrick Mahomes  | 194                |
| 3.   | Ind.      | QB Peyton Manning*  | 167                |
|      | Buf.      | QB Josh Allen       | 167                |
| 5.   | Bal.      | QB Lamar Jackson    | 166                |
| 6.   | Det.      | QB Matthew Stafford | 163                |
| 7.   | Atl./G.B. | QB Brett Favre*     | 159                |
| 8.   | LAC       | QB Justin Herbert   | 158                |
| 9.   | N.E.      | QB Drew Bledsoe     | 147                |

\*Pro Football Hall of Famer

# JUSTIN HERBERT

## DUAL-THREAT QUARTERBACK

**Justin Herbert** set the record for combined touchdowns as a rookie (36) and through a player's first two seasons (77). His 102 combined touchdowns were also the most in history through the first three seasons of a career.

He now has 172 career combined touchdowns, good for No. 7 in NFL history through the first six seasons of a career.

### COMBINED TOUCHDOWNS, FIRST SIX SEASONS, NFL HISTORY

| Rank | Team | Player             | Combined Touchdowns |
|------|------|--------------------|---------------------|
| 1.   | Buf. | QB Josh Allen      | 220                 |
| 2.   | K.C. | QB Patrick Mahomes | 204                 |
| 3.   | Mia. | QB Dan Marino*     | 199                 |
| 4.   | Car. | QB Cam Newton      | 184                 |
| 5.   | Sea. | QB Russell Wilson  | 177                 |
| 6.   | Ind. | QB Peyton Manning* | 176                 |
| 7.   | LAC  | QB Justin Herbert  | 172                 |
| 8.   | Dal. | QB Dak Prescott    | 168                 |
| 9.   | Phi. | QB Jalen Hurts     | 165                 |

*\*Pro Football Hall of Famer*

In the team's Week 9 win over Tennessee, Herbert ran in a one-yard score and threw a pair of touchdowns, marking his 12th career game with a passing and a rushing touchdown. His 12 such games are tied for the most in Chargers history.

### MOST GAMES WITH A PASSING TOUCHDOWN AND A RUSHING TOUCHDOWN, CHARGERS HISTORY

| Rank | Seasons      | Player                 | Games |
|------|--------------|------------------------|-------|
| 1.   | 2020-Present | QB Justin Herbert      | 12    |
|      | 1962-72      | QB John Hadl*          | 12    |
| 3.   | 1960-62      | QB Jack Kemp           | 10    |
| 4.   | 1973-87      | QB Dan Fouts*          | 9     |
| 5.   | 2001-09      | RB LaDainian Tomlinson | 5     |

*\*Pro Football Hall of Famer*

## TARGET ACQUIRED

**Justin Herbert** has thrown touchdowns to 27 players, including 19 with multiple scores. He's most frequently thrown touchdowns to WR Keenan Allen, who caught 28 scores from Herbert. The first passing score of his career went to WR Jalen Guyton, who also caught the first touchdown of his career on the play.

### HERBERT'S CAREER TOUCHDOWN PASSES BY RECEIVER

| Receiver                    | Touchdown Passes |
|-----------------------------|------------------|
| WR Keenan Allen             | 28               |
| WR Mike Williams            | 18               |
| RB Austin Ekeler            | 16               |
| WR Quentin Johnston         | 16               |
| WR Ladd McConkey            | 12               |
| TE Donald Parham Jr.        | 11               |
| WR Joshua Palmer            | 9                |
| TE Gerald Everett           | 7                |
| WR Jalen Guyton             | 7                |
| TE Jared Cook               | 4                |
| TE Hunter Henry             | 4                |
| WR DeAndre Carter           | 3                |
| WR Tyron Johnson            | 3                |
| WR Derius Davis             | 2                |
| TE Will Dissly              | 2                |
| TE Oronde Gadsden           | 2                |
| FB Zander Horvath           | 2                |
| FB Gabe Nabers              | 2                |
| RB Kimani Vidal             | 2                |
| TE Stephen Anderson         | 1                |
| WR DJ Chark Jr.             | 1                |
| WR Simi Fehoko              | 1                |
| TE Virgil Green             | 1                |
| WR Tre' Harris              | 1                |
| RB Hassan Haskins           | 1                |
| FB/DL Scott Matlock         | 1                |
| TE Stone Smartt             | 1                |
| <b>Total (27 Receivers)</b> | <b>158</b>       |



# JUSTIN HERBERT

## CLOSING OUT WINS

**Justin Herbert** has been clutch late in games dating back to his rookie season. In his career, Herbert has engineered 18 game-winning drives in the fourth quarter or overtime, tied for the second-most since he entered the NFL in 2020.

### JUSTIN HERBERT'S CAREER GAME-WINNING DRIVES

| Game                    | Drive Length             | Game-Winning Score       |
|-------------------------|--------------------------|--------------------------|
| Dec. 13, 2020 vs. Atl.  | 6 plays, 49 yds (0:31)   | Badgley 43-yd FG         |
| Dec. 17, 2020 at L.V.   | 5 plays, 75 yds (1:49)   | Herbert 1-yd TD run*     |
| Dec. 27, 2020 vs. Den.  | 7 plays, 56 yds (2:01)   | Badgley 37-yd FG         |
| Sept. 12, 2021 at Was.  | 3 plays, 3 yds (0:45)    | M.Williams 3-yd TD rec.  |
| Sept. 26, 2021 at K.C.  | 8 plays, 59 yds (1:10)   | M.Williams 4-yd TD rec.  |
| Oct. 10, 2021 vs. Cle.  | 5 plays, 48 yds (0:31)   | Ekeler 3-yd TD run       |
| Nov. 7, 2021 at Phi.    | 15 plays, 64 yds (6:05)  | Hopkins 29-yd FG         |
| Nov. 21, 2021 vs. Pit.  | 3 plays, 75 yds (1:15)   | M.Williams 53-yd TD rec. |
| Oct. 9, 2022 at Cle.    | 13 plays, 66 yds (6:26)  | Bertolet 27-yd FG        |
| Oct. 17, 2022 vs. Den.  | 4 plays, 7 yds (2:08)    | Hopkins 39-yd FG*        |
| Nov. 6, 2022 at Atl.    | 3 plays, 24 yds (0:34)   | Dicker 37-yd FG          |
| Nov. 27, 2022 at Ari.   | 7 plays, 38 yds (1:33)   | Ekeler 1-yd TD rec.      |
| Dec. 18, 2022 vs. Ten.  | 6 plays, 52 yards (0:44) | Dicker 43-yd FG          |
| Sept. 24, 2023 at Min.  | 7 plays, 75 yards (3:15) | Palmer 30-yd TD rec.     |
| Nov. 17, 2024 vs. Cin.  | 4 plays, 84 yards (0:27) | Dobbins 29-yd TD run     |
| Dec. 19, 2024 vs. Den.  | 6 plays, 90 yards (2:01) | Haskins 34-yd TD rec.    |
| Sept. 21, 2025 vs. Den. | 8 plays, 43 yards (1:43) | Dicker 43-yd FG          |
| Oct. 12, 2025 at Mia.   | 6 plays, 44 yards (0:41) | Dicker 33-yd FG          |

\*Game-winning drive was in overtime

### GAME-WINNING DRIVES IN FOURTH QUARTER OR OVERTIME, NFL, SINCE 2020

| Rank | Team/s    | Player              | Game-Winning Drives |
|------|-----------|---------------------|---------------------|
| 1.   | K.C.      | QB Patrick Mahomes  | 20                  |
| 2.   | LAC       | QB Justin Herbert   | 18                  |
|      | Min./Atl. | QB Kirk Cousins     | 18                  |
| 4.   | Buf.      | QB Josh Allen       | 16                  |
|      | L.V./N.O. | QB Derek Carr       | 16                  |
|      | Det./LAR  | QB Matthew Stafford | 16                  |
| 7.   | LAR/Det.  | QB Jared Goff       | 15                  |



## CAPTAIN COMEBACK

**Justin Herbert** has led the Bolts to 14 career come-from-behind victories in the fourth quarter or overtime.

### HERBERT'S FOURTH QUARTER/OVERTIME COMEBACK WINS

| Date           | Opponent        | 4Q/OT Deficit | Result        |
|----------------|-----------------|---------------|---------------|
| Dec. 17, 2020  | at Las Vegas    | 24-27 (OT)    | W, 30-27 (OT) |
| Sept. 12, 2021 | at Washington   | 13-16         | W, 20-16      |
| Sept. 26, 2021 | at Kansas City  | 21-24         | W, 30-24      |
| Oct. 10, 2021  | vs. Cleveland   | 35-42         | W, 47-42      |
| Nov. 7, 2021   | at Philadelphia | 16-17         | W, 27-24      |
| Nov. 21, 2021  | vs. Pittsburgh  | 34-37         | W, 37-34      |
| Oct. 9, 2022   | at Cleveland    | 27-28         | W, 30-28      |
| Oct. 17, 2022  | vs. Denver      | 13-16         | W, 19-16 (OT) |
| Nov. 6, 2022   | at Atlanta      | 14-17         | W, 20-17      |
| Nov. 27, 2022  | at Arizona      | 17-24         | W, 25-24      |
| Sept. 24, 2023 | at Minnesota    | 21-24         | W, 28-24      |
| Dec. 19, 2024  | vs. Denver      | 19-24         | W, 34-27      |
| Sept. 21, 2025 | vs. Denver      | 13-20         | W, 23-20      |
| Oct. 12, 2025  | at Miami        | 26-27         | W, 29-27      |

Herbert's 14 career come-from-behind wins in the fourth quarter or overtime are good for the third-most in NFL since he entered the professional ranks in 2020.

### FOURTH QUARTER/OVERTIME COMEBACK WINS, NFL, SINCE 2020

| Rank | Team/s             | Player              | 4Q/OT Comeback Wins |
|------|--------------------|---------------------|---------------------|
| 1.   | K.C.               | QB Patrick Mahomes  | 17                  |
| 2.   | Min./Atl.          | QB Kirk Cousins     | 15                  |
| 3.   | LAC                | QB Justin Herbert   | 14                  |
| 4.   | LAR/Det.           | QB Jared Goff       | 12                  |
| 5.   | Dal.               | QB Dak Prescott     | 11                  |
|      | Det./LAR           | QB Matthew Stafford | 11                  |
|      | Sea./Den./Pit./NYG | QB Russell Wilson   | 11                  |

# JUSTIN HERBERT

## THREADING THE NEEDLE ON THIRD DOWN

In his 91 career starts, **Justin Herbert** has been the one of the best passers in the NFL at moving the chains on third down. He has completed 524 passes on 861 attempts (60.9 pct.) for 6,214 yards and 57 touchdowns with 24 interceptions (93.3 passer rating). Herbert's 524 completions lead the NFL, while his 6,214 passing yards rank second on third down since 2020.

Herbert tied for the league lead with 14 touchdown passes on third down in 2020, good for the most by a rookie in the last 40 seasons. He has added 43 since then, giving him 57 third-down passing scores since entering the professional ranks, which is good for No. 2 over that span.

Herbert's 93.3 passer rating on third down ranks eighth in the NFL over the last six years among players with at least 500 passing attempts on third down.

### THIRD DOWN COMPLETIONS, NFL, SINCE 2020

| Rank | Team/s             | Player             | Completions |
|------|--------------------|--------------------|-------------|
| 1.   | LAC                | QB Justin Herbert  | 524         |
| 2.   | LAR/Det.           | QB Jared Goff      | 510         |
| 3.   | K.C.               | QB Patrick Mahomes | 503         |
| 4.   | Cin.               | QB Joe Burrow      | 427         |
| 5.   | Cle./LAR/Car./T.B. | QB Baker Mayfield  | 425         |

### THIRD DOWN PASSING YARDS, NFL, SINCE 2020

| Rank | Team/s   | Player              | Passing Yards |
|------|----------|---------------------|---------------|
| 1.   | K.C.     | QB Patrick Mahomes  | 6,693         |
| 2.   | LAC      | QB Justin Herbert   | 6,214         |
| 3.   | LAR/Det. | QB Jared Goff       | 5,865         |
| 4.   | Buf.     | QB Josh Allen       | 5,358         |
| 5.   | Det./LAR | QB Matthew Stafford | 5,356         |

### THIRD DOWN PASSING TOUCHDOWNS, NFL, SINCE 2020

| Rank | Team/s    | Player             | Passing Touchdowns |
|------|-----------|--------------------|--------------------|
| 1.   | K.C.      | QB Patrick Mahomes | 67                 |
| 2.   | LAC       | QB Justin Herbert  | 57                 |
| 3.   | Buf.      | QB Josh Allen      | 52                 |
| 4.   | Det./LAR  | QB Jared Goff      | 49                 |
| 5.   | Min./Atl. | QB Kirk Cousins    | 47                 |
| 6.   | Cin.      | QB Joe Burrow      | 44                 |

Herbert ranks No. 2 in the NFL with 375 passing first downs on third down over the past five seasons. He threw for 12 third-down conversions in 2021's Week 1 win at Washington, the most passing first downs in a single game on third down since Andrew Luck did so in 2012. Herbert sported a league-leading 79 passing first downs on third down in 2021.

### THIRD DOWN PASSING FIRST DOWNS, NFL, SINCE 2020

| Rank | Team/s   | Player              | Passing First Downs |
|------|----------|---------------------|---------------------|
| 1.   | K.C.     | QB Patrick Mahomes  | 388                 |
| 2.   | LAC      | QB Justin Herbert   | 375                 |
| 3.   | LAR/Det. | QB Jared Goff       | 342                 |
| 4.   | Buf.     | QB Josh Allen       | 330                 |
| 5.   | Det./LAR | QB Matthew Stafford | 300                 |

## FEELING IT ON FOURTH DOWN

Since entering the NFL in 2020, **Justin Herbert** has been one of the league's top passers on fourth down. He threw a touchdown on fourth down in Week 7, giving him 11 passing scores on fourth down since coming into the NFL in 2020, to rank No. 4 in the league over that span.

### FOURTH DOWN PASSING TOUCHDOWNS, NFL, SINCE 2020

| Rank | Team/s    | Player             | Passing Touchdowns |
|------|-----------|--------------------|--------------------|
| 1.   | LAR/Det.  | QB Jared Goff      | 15                 |
| 2.   | Buf.      | QB Josh Allen      | 14                 |
| 3.   | Min./Atl. | QB Kirk Cousins    | 12                 |
| 4.   | LAC       | QB Justin Herbert  | 11                 |
| 5.   | Phi.      | QB Jalen Hurts     | 9                  |
| 6.   | Cin.      | QB Joe Burrow      | 8                  |
|      | K.C.      | QB Patrick Mahomes | 8                  |

Herbert leads the NFL over that span on fourth down in passing yards (671) and ranks No. 2 in completions (48). He has the second-most passing first downs (42) and ranks No. 3 in fourth-down passer rating (122.4) since 2020 among players with at least 30 passing attempts on fourth down.

### FOURTH DOWN COMPLETIONS, NFL, SINCE 2020

| Rank | Team/s    | Player             | Completions |
|------|-----------|--------------------|-------------|
| 1.   | LAR/Det.  | QB Jared Goff      | 55          |
| 2.   | LAC       | QB Justin Herbert  | 48          |
| 3.   | Min./Atl. | QB Kirk Cousins    | 44          |
| 4.   | Car.      | QB Bryce Young     | 37          |
| 5.   | Cin.      | QB Joe Burrow      | 33          |
|      | Jax.      | QB Trevor Lawrence | 33          |

### FOURTH DOWN PASSING YARDS, NFL, SINCE 2020

| Rank | Team/s    | Player            | Passing Yards |
|------|-----------|-------------------|---------------|
| 1.   | LAC       | QB Justin Herbert | 671           |
| 2.   | LAR/Det.  | QB Jared Goff     | 619           |
| 3.   | Min./Atl. | QB Kirk Cousins   | 532           |
| 4.   | Car.      | QB Bryce Young    | 462           |
| 5.   | Cin.      | QB Joe Burrow     | 415           |

### FOURTH DOWN PASSING FIRST DOWNS, NFL, SINCE 2020

| Rank | Team/s    | Player             | Passing First Downs |
|------|-----------|--------------------|---------------------|
| 1.   | LAR/Det.  | QB Jared Goff      | 52                  |
| 2.   | LAC       | QB Justin Herbert  | 42                  |
| 3.   | Min./Atl. | QB Kirk Cousins    | 41                  |
| 4.   | Car.      | QB Bryce Young     | 32                  |
| 5.   | Ari.      | QB Kyler Murray    | 30                  |
|      | Jax.      | QB Trevor Lawrence | 30                  |

### FOURTH DOWN PASSER RATING, MIN. 30 ATT., NFL, SINCE 2020

| Rank | Team | Player            | Passer Rating |
|------|------|-------------------|---------------|
| 1.   | Cin. | QB Joe Burrow     | 122.9         |
| 2.   | G.B. | QB Jordan Love    | 122.8         |
| 3.   | LAC  | QB Justin Herbert | 122.4         |
| 4.   | Phi. | QB Jalen Hurts    | 121.0         |
| 5.   | Mia. | QB Tua Tagovailoa | 118.9         |

# JUSTIN HERBERT

## AMONG THE LEAGUE LEADERS

**Justin Herbert** is among the top passers in the NFL in 2025, ranking No. 6 in the league with 265 completions, while his 2,842 passing yards rank eighth and his 21 touchdown passes rank sixth.

### COMPLETIONS, QUALIFIED PASSERS, NFL, 2025

| Rank      | Team       | Player                   | Completions |
|-----------|------------|--------------------------|-------------|
| 1.        | Dal.       | QB Dak Prescott          | 303         |
| 2.        | K.C.       | QB Patrick Mahomes       | 285         |
| 3.        | N.E.       | QB Drake Maye            | 276         |
| 4.        | Den.       | QB Bo Nix                | 266         |
|           | LAR        | QB Matthew Stafford      | 266         |
| <b>6.</b> | <b>LAC</b> | <b>QB Justin Herbert</b> | <b>265</b>  |
| 7.        | Det.       | QB Jared Goff            | 264         |

### PASSING YARDS, QUALIFIED PASSERS, NFL, 2025

| Rank      | Team       | Player                   | Passing Yards |
|-----------|------------|--------------------------|---------------|
| 1.        | N.E.       | QB Drake Maye            | 3,412         |
| 2.        | Dal.       | QB Dak Prescott          | 3,261         |
| 3.        | K.C.       | QB Patrick Mahomes       | 3,238         |
| 4.        | LAR        | QB Matthew Stafford      | 3,073         |
| 5.        | Ind.       | QB Daniel Jones          | 3,041         |
| 6.        | Det.       | QB Jared Goff            | 3,025         |
| 7.        | Sea.       | QB Sam Darnold           | 2,913         |
| <b>8.</b> | <b>LAC</b> | <b>QB Justin Herbert</b> | <b>2,842</b>  |
| 9.        | Buf.       | QB Josh Allen            | 2,832         |
| 10.       | G.B.       | QB Jordan Love           | 2,794         |

### PASSING TOUCHDOWNS, QUALIFIED PASSERS, NFL, 2025

| Rank      | Team       | Player                   | Passing Touchdowns |
|-----------|------------|--------------------------|--------------------|
| 1.        | LAR        | QB Matthew Stafford      | 32                 |
| 2.        | Dal.       | QB Dak Prescott          | 25                 |
|           | Det.       | QB Jared Goff            | 25                 |
| 4.        | N.E.       | QB Drake Maye            | 23                 |
| 5.        | K.C.       | QB Patrick Mahomes       | 22                 |
| <b>6.</b> | <b>LAC</b> | <b>QB Justin Herbert</b> | <b>21</b>          |
| 7.        | Buf.       | QB Josh Allen            | 19                 |
|           | Den.       | QB Bo Nix                | 19                 |
|           | G.B.       | QB Jordan Love           | 19                 |
|           | Ind.       | QB Daniel Jones          | 19                 |
|           | Phi.       | QB Jalen Hurts           | 19                 |
|           | Pit.       | QB Aaron Rodgers         | 19                 |
|           | Sea.       | QB Sam Darnold           | 19                 |
|           | T.B.       | QB Baker Mayfield        | 19                 |

## A SEASON FOR THE AGES

**Justin Herbert** had just three interceptions on 504 passing attempts in 2024, a passing interception percentage of 0.6 — the second-fewest picks and second-best interception percentage in NFL history by any player in a season (min. 450 att.).

Herbert went 11 consecutive games with zero interceptions and at least 15 attempts, becoming just the second player in history to do so.

### PASSING INTERCEPTION PERCENTAGE, MIN. 450 ATTEMPTS, SINGLE SEASON, NFL HISTORY

| Rank      | Season      | Team       | Player                   | Passing INT Pct. |
|-----------|-------------|------------|--------------------------|------------------|
| 1.        | 2018        | G.B.       | QB Aaron Rodgers         | 0.3              |
| <b>2.</b> | <b>2024</b> | <b>LAC</b> | <b>QB Justin Herbert</b> | <b>0.6</b>       |
| 3.        | 2019        | G.B.       | QB Aaron Rodgers         | 0.7              |
| 4.        | 2021        | G.B.       | QB Aaron Rodgers         | 0.8              |
| 5.        | 2010        | N.E.       | QB Tom Brady             | 0.8              |

### PASSING INTERCEPTIONS, MIN. 450 ATTEMPTS., SINGLE SEASON, NFL HISTORY

| Rank      | Season      | Team       | Player                   | Passing INTs |
|-----------|-------------|------------|--------------------------|--------------|
| 1.        | 2018        | G.B.       | QB Aaron Rodgers         | 2            |
| <b>2.</b> | <b>2024</b> | <b>LAC</b> | <b>QB Justin Herbert</b> | <b>3</b>     |
| 3.        | 2021        | G.B.       | QB Aaron Rodgers         | 4            |
|           | 2019        | G.B.       | QB Aaron Rodgers         | 4            |
|           | 2016        | Dal.       | QB Dak Prescott          | 4            |
|           | 2010        | N.E.       | QB Tom Brady             | 4            |

### CONSECUTIVE GAMES WITHOUT AN INTERCEPTION, MIN. 15 ATTEMPTS IN EACH GAME, SINGLE SEASON, NFL HISTORY

| Rank      | Season      | Team       | Player                   | Consecutive Games |
|-----------|-------------|------------|--------------------------|-------------------|
| <b>1.</b> | <b>2024</b> | <b>LAC</b> | <b>QB Justin Herbert</b> | <b>11</b>         |
|           | 2010        | N.E.       | QB Tom Brady             | 11                |
| 3.        | 2018        | Oak.       | QB Derek Carr            | 10                |

Herbert attempted 357 passes between interceptions in 2024, the fifth-longest streak in NFL history. The 357 pass attempts without an interception were also a team record, breaking his own previous team record of 233 consecutive passes.

### CONSECUTIVE PASS ATTEMPTS WITHOUT AN INTERCEPTION, NFL HISTORY

| Rk.       | Team       | Quarterback           | Dates                               | Consec. Attempts |
|-----------|------------|-----------------------|-------------------------------------|------------------|
| 1.        | G.B.       | Aaron Rodgers         | Sept. 30, 2018-Dec. 16, 2018        | 402              |
| 2.        | T.B.       | Tom Brady             | Sept. 11, 2022-Nov. 13, 2022        | 399              |
| 3.        | Det.       | Jared Goff            | Nov. 6, 2022-Sept. 17, 2023         | 383              |
| 4.        | N.E.       | Tom Brady             | Oct. 17, 2010-Nov. 12, 2011         | 358              |
| <b>5.</b> | <b>LAC</b> | <b>Justin Herbert</b> | <b>Sept. 15, 2024-Dec. 15, 2024</b> | <b>357</b>       |
| 6.        | Chi.       | Caleb Williams        | Oct. 13, 2024-Dec. 26, 2024         | 353              |

### CONSECUTIVE PASS ATTEMPTS WITHOUT AN INTERCEPTION, CHARGERS HISTORY

| Rank      | Quarterback           | Dates                               | Consec. Attempts |
|-----------|-----------------------|-------------------------------------|------------------|
| <b>1.</b> | <b>Justin Herbert</b> | <b>Sept. 15, 2024-Dec. 15, 2024</b> | <b>357</b>       |
| <b>2.</b> | <b>Justin Herbert</b> | <b>Dec. 26, 2022-Oct. 1, 2023</b>   | <b>233</b>       |
| 3.        | Drew Brees            | Oct. 17, 2004-Dec. 5, 2004          | 194              |
| 4.        | Philip Rivers         | Nov. 27, 2011-Dec. 24, 2011         | 170              |



# JUSTIN HERBERT

## A ROOKIE CAMPAIGN FOR THE AGES

### AWARDS

- *The Associated Press* Offensive Rookie of the Year
- *Professional Football Writers of America* Rookie of the Year
- *PFWA* Offensive Rookie of the Year
- *PFWA* All-Rookie Selection
- NFL Offensive Rookie of the Month (October)
- NFL Offensive Rookie of the Month (November)
- FedEx NFL Air Player of the Week — Week 11 vs. NYJ (voted by fans)
- Voted by fans as the Pepsi Zero Sugar Rookie of the Year
- Nine-time Pepsi Zero Sugar Rookie of the Week (voted by fans)

### RECORDS AT THE TIME

- Most passing touchdowns by a rookie quarterback ever (31).
- Most combined touchdowns by a rookie in NFL history (36).
- Most consecutive games by a rookie quarterback with multiple passing touchdowns in NFL history (seven).
- Most performances by a rookie quarterback with 300-plus passing yards in NFL history (eight).
- Most performances by a rookie quarterback with three-plus touchdowns in NFL history (six).
- Most games by a rookie quarterback with multiple touchdown passes in NFL history (10).
- Most completions ever by a rookie quarterback (396).
- Youngest player ever to throw 30 touchdowns in a single season, doing so at 22 years, 299 days old.
- Tied for the longest streak of game-winning drives (three games) in the fourth quarter or overtime by a rookie quarterback in the Super Bowl era (since 1966).
- Recorded the first win in pro football history by a rookie quarterback while posting 300 passing yards, three touchdown passes, a rushing score and no interceptions.
- Most passing touchdowns by a rookie quarterback in a game (four) and a half (three) in *Monday Night Football* history.
- Tied for the longest streak of games with three-plus touchdown passes by a rookie quarterback in NFL history (four).
- Tied for the most 300-yard passing performances in a player's first two career games (two).
- Became the first player since at least 1970 to register over 1,500 passing yards and a 100-plus passer rating through the first five games of a career.
- Set marks for the most passing attempts, completions, passing yards and touchdown passes by a rookie quarterback in Chargers history.
- Recorded the most single-game rushing yards by a quarterback in team annals (66 in Week 7 vs. Jax.).

### ACCOMPLISHMENTS AND OTHER NOTES AT THE TIME

- Ranked second among rookie quarterbacks in NFL history with 4,336 passing yards on the season.
- Joined Patrick Mahomes as the only players in history to eclipse 4,000 passing yards in the first 14 starts of a career.
- Became the second player in NFL history to top 250 passing yards in each of the first seven games of a career (Mahomes).
- Threw a touchdown pass in each of his first 10 games played, the second-longest streak to open a career in NFL history.
- Threw for 277 yards in the first half of Week 11, the most by any rookie quarterback in a first half over the last 40 seasons.
- Became the third quarterback in NFL history to have 300 passing yards and a rushing score in a debut.
- Threw for the fourth-most passing yards in a debut since 1970.
- Became the first quarterback to throw a touchdown and run for a score in the first half of a debut since 1954.

## OFFENSIVE ROOKIE OF THE YEAR

**Justin Herbert** earned widespread recognition as the Offensive Rookie of the Year, including as the 10th quarterback in history to win the honor from *The Associated Press*. Herbert was also selected by *Professional Football Writers of America* as Rookie of the Year and Offensive Rookie of the Year — becoming the second and seventh quarterback to win those awards, respectively. He is the first player in history to be recognized with all three honors.

### QUARTERBACKS TO WIN AP OFFENSIVE ROOKIE OF THE YEAR

| Season      | Team       | Player                | Combined TDs |
|-------------|------------|-----------------------|--------------|
| 2023        | Hou.       | C.J. Stroud           | 26           |
| <b>2020</b> | <b>LAC</b> | <b>Justin Herbert</b> | <b>36</b>    |
| 2019        | Ari.       | Kyler Murray          | 24           |
| 2016        | Dal.       | Dak Prescott          | 29           |
| 2012        | Was.       | Robert Griffin III    | 27           |
| 2011        | Car.       | Cam Newton            | 35           |
| 2010        | StL        | Sam Bradford          | 19           |
| 2008        | Atl.       | Matt Ryan             | 17           |
| 2006        | Ten.       | Vince Young           | 19           |
| 2004        | Pit.       | Ben Roethlisberger    | 18           |
| 1970        | Buf.       | Dennis Shaw           | 10           |

## HOT OUT OF THE GATE

**Justin Herbert** began his career by throwing a touchdown in each of the first 10 games of his career, just one less than the all-time record. His streak of games with 250-plus passing yards to start a career ended at seven contests, ranking second in NFL history.

### PLAYERS WITH A PASSING TOUCHDOWN, CONSECUTIVE GAMES TO START CAREER, NFL HISTORY

| Rank      | Team       | Player                   | Consecutive Games |
|-----------|------------|--------------------------|-------------------|
| 1.        | Was.       | QB Mark Rypien           | 11                |
| <b>2.</b> | <b>LAC</b> | <b>QB Justin Herbert</b> | <b>10</b>         |
| 3.        | Den.       | QB Jay Cutler            | 9                 |

### PLAYERS WITH 250 PASSING YARDS, CONSECUTIVE GAMES TO START CAREER, NFL HISTORY

| Rank      | Team       | Player                   | Consecutive Games |
|-----------|------------|--------------------------|-------------------|
| 1.        | K.C.       | QB Patrick Mahomes       | 10                |
| <b>2.</b> | <b>LAC</b> | <b>QB Justin Herbert</b> | <b>7</b>          |
| 3.        | —          | Seven Other Players      | 2                 |

## CLOSING OUT WINS

**Justin Herbert** posted a game-winning drive in the fourth quarter or overtime of three-straight games in 2020, becoming just the third rookie to do so since the 1970 NFL-AFL merger.

### ROOKIE QUARTERBACKS WITH THREE CONSECUTIVE GAME-WINNING DRIVES, SINCE 1970

| Season      | Team       | Quarterback            | Consecutive Games            |
|-------------|------------|------------------------|------------------------------|
| <b>2020</b> | <b>LAC</b> | <b>Justin Herbert*</b> | <b>3 (Dec. 13 — Dec. 27)</b> |
| 2006        | Ten.       | Vince Young*           | 3 (Nov. 26 — Dec. 10)        |
| 2004        | Pit.       | Ben Roethlisberger*    | 3 (Dec. 5 — Dec. 18)         |

\*Won AP Offensive Rookie of the Year

# JUSTIN HERBERT IN PRIMETIME

## A PRIME-TIME PRODIGY

Since entering the NFL, **Justin Herbert** has made 25 starts in primetime, leading the Bolts to wins on each of the regularly-slated prime-time games — *Thursday Night Football*, *Sunday Night Football* and *Monday Night Football*.

He has been one of the best quarterbacks under the lights since entering the NFL in 2020, with his 96.8 passer rating in prime-time games ranking No. 7 in the NFL over the that span among players with at least 500 prime-time passing attempts.

### PRIME-TIME PASSER RATING, MIN. 500 ATT., SINCE 2020

| Rank | Team/s             | Player              | Passer Rating |
|------|--------------------|---------------------|---------------|
| 1.   | G.B./NYJ/Pit.      | QB Aaron Rodgers    | 109.7         |
| 2.   | Bal.               | QB Lamar Jackson    | 104.4         |
| 3.   | Buf.               | QB Josh Allen       | 103.5         |
| 4.   | Dal.               | QB Dak Prescott     | 100.5         |
| 5.   | Cin.               | QB Joe Burrow       | 98.8          |
| 6.   | K.C.               | QB Patrick Mahomes  | 97.1          |
| 7.   | LAC                | QB Justin Herbert   | 96.8          |
| 8.   | LAR/Det.           | QB Jared Goff       | 94.2          |
| 9.   | Det./LAR           | QB Matthew Stafford | 93.5          |
| 10.  | Sea./Den./Pit./NYG | QB Russell Wilson   | 93.4          |

Herbert has thrown 44 touchdown passes in his 25 prime-time starts, good for No. 6 in the NFL in primetime since he entered the league in 2020.

### PRIME-TIME PASSING TOUCHDOWNS, SINCE 2020

| Rank | Team/s             | Player             | Passing Touchdowns |
|------|--------------------|--------------------|--------------------|
| 1.   | Buf.               | QB Josh Allen      | 66                 |
| 2.   | K.C.               | QB Patrick Mahomes | 62                 |
| 3.   | G.B./NYJ/Pit.      | QB Aaron Rodgers   | 60                 |
| 4.   | Bal.               | QB Lamar Jackson   | 47                 |
| 5.   | Dal.               | QB Dak Prescott    | 45                 |
| 6.   | LAC                | QB Justin Herbert  | 44                 |
| 7.   | LAR/Det.           | QB Jared Goff      | 36                 |
| 8.   | Sea./Den./Pit./NYG | QB Russell Wilson  | 31                 |

## SUNDAY NIGHT FOOTBALL

**Justin Herbert** has appeared in 10 career games on *Sunday Night Football*, totaling 2,853 passing yards and 18 touchdowns with five interceptions on 265-of-404 passing (65.6 pct.) for a 95.9 passer rating. In four of those games, Herbert has registered a completion percentage of at least 65.0 and attempted at least 40 passes, tied for the third-most of those performances since the program's inception in 2006.

In the team's Week 14 win on *SNF* in 2022, Herbert completed 39 passes on 51 attempts (76.5 pct.) for 367 yards and a touchdown with zero interceptions (102.3 rating). His 76.5 completion percentage was the best ever in a Sunday night contest by a quarterback to throw zero interceptions and 45-plus attempts.

### HIGHEST COMPLETION PCT., SUNDAY NIGHT GAME, MIN. 45 ATT., AND ZERO INTERCEPTIONS, NFL HISTORY

| Rk. | Team | Game                   | Player             | Comp. Pct. |
|-----|------|------------------------|--------------------|------------|
| 1.  | LAC  | Dec. 11, 2022 vs. Mia. | QB Justin Herbert  | 76.5       |
| 2.  | T.B. | Oct. 2, 2022 vs. K.C.  | QB Tom Brady       | 75.0       |
| 3.  | N.E. | Oct. 27, 1996 vs. Buf. | QB Drew Bledsoe    | 71.1       |
| 4.  | K.C. | Nov. 14, 2021 at L.V.  | QB Patrick Mahomes | 70.0       |

Herbert completed his first 15 passes of the team's 2023 Week 8 win over Chicago on *SNF*, finishing with 298 yards and three touchdowns with zero interceptions on 31-of-40 passing (77.5 pct.) to register a 122.7 passer rating. Herbert's completion percentage was the fourth-highest in a Sunday night contest in NFL history among players with at least 40 passing attempts and zero interceptions.

### HIGHEST COMPLETION PCT., SUNDAY NIGHT GAME, MIN. 40 ATT., AND ZERO INTERCEPTIONS, NFL HISTORY

| Rk. | Team | Game                   | Player            | Comp. Pct. |
|-----|------|------------------------|-------------------|------------|
| 1.  | N.O. | Nov. 10, 2013 vs. Dal. | QB Drew Brees     | 82.9       |
| 2.  | Mia. | Nov. 5, 2017 vs. Oak.  | QB Jay Cutler     | 81.0       |
| 3.  | N.O. | Oct. 4, 2015 vs. Dal.  | QB Drew Brees     | 80.5       |
| 4.  | LAC  | Oct. 29, 2023 vs. Chi. | QB Justin Herbert | 77.5       |
| 5.  | LAC  | Dec. 11, 2022 vs. Mia. | QB Justin Herbert | 76.5       |

Herbert made his first career appearance on *SNF* in Week 11 of 2021 against Pittsburgh, throwing for 382 yards and three touchdowns with an interception on 31-of-40 passing (73.2 pct.) for a 116.1 passer rating. He added 90 rushing yards to become the first player ever to have at least 350 yards passing and 90 yards rushing in a single game.

His 116.1 passer rating was the best in a quarterback's first career start on *SNF* with at least 40 passing attempts since the program began in 2006. It was also the best passer rating by a quarterback ever in their first career start in a Sunday night game (min. 40 att.).

### PASSER RATING, FIRST CAREER START IN A SUNDAY NIGHT GAME, MINIMUM 40 ATTEMPTS, NFL HISTORY

| Rk. | Team | Game                   | Player            | Passer Rtg. |
|-----|------|------------------------|-------------------|-------------|
| 1.  | LAC  | Nov. 21, 2021 vs. Pit. | QB Justin Herbert | 116.1       |
| 2.  | Ari. | Oct. 2, 2005 vs. S.F.  | QB Josh McCown    | 109.4       |
| 3.  | StL  | Nov. 18, 2001 at N.E.  | QB Kurt Warner    | 105.4       |

# JUSTIN HERBERT IN PRIMETIME

## THURSDAY NIGHT FOOTBALL

**Justin Herbert** has made five appearances on *Thursday Night Football*, leading the Chargers to three victories. He most recently led the Bolts to dominant 37-10 win over Minnesota in Week 8. In those five games, Herbert has completed 67.8 percent of his passes (118-of-174) for 1,395 yards and 12 touchdowns with four interceptions (105.4 rating).

Since entering the NFL in 2020, Herbert has led the Bolts to a pair of come-from-behind wins on *Thursday Night Football*, tying for the most in the NFL on *TNF* in that span.

### FOURTH QUARTER/OVERTIME COMEBACK WINS, THURSDAY NIGHT FOOTBALL, NFL, SINCE 2020

| Rank                                  | Team/s      | Player                   | 4Q/OT Comeback Wins |
|---------------------------------------|-------------|--------------------------|---------------------|
| 1.                                    | <b>LAC</b>  | <b>QB Justin Herbert</b> | <b>2</b>            |
|                                       | Cin.        | QB Joe Burrow            | 2                   |
|                                       | LAR/Det.    | QB Jared Goff            | 2                   |
|                                       | Min./Atl.   | QB Kirk Cousins          | 2                   |
|                                       | Five Teams* | QB Carson Wentz          | 2                   |
| 6.                                    | —           | 14 Other Players         | 1                   |
| *Eagles, Colts, Rams, Chiefs, Vikings |             |                          |                     |

Herbert recorded his first career comeback win in the fourth quarter or overtime as a rookie in 2020 in Week 15 at Las Vegas, leading the Bolts to a 30-27 overtime victory. He finished the game with 314 passing yards and two touchdowns on 22-of-32 passing (68.8 pct.) for a 121.1 passer rating. Herbert added a rushing touchdown in overtime to secure the victory.

At 22 years, 282 days old, Herbert became the second-youngest player to mount a come-from-behind win in the fourth quarter or overtime of a Thursday night game in NFL history.

### YOUNGEST QUARTERBACKS TO LEAD A COME-FROM-BEHIND WIN IN FOURTH QUARTER OR OVERTIME, THURSDAY NIGHT GAMES, NFL HISTORY

| Rk. | Team       | Game                         | Player                   | Age (Yrs-Days) |
|-----|------------|------------------------------|--------------------------|----------------|
| 1.  | S.F.       | Dec. 14, 2006 at Sea.        | QB Alex Smith            | 22-221         |
| 2.  | <b>LAC</b> | <b>Dec. 17, 2020 at L.V.</b> | <b>QB Justin Herbert</b> | <b>22-282</b>  |
| 3.  | Dal.       | Dec. 1, 2016 at Min.         | QB Dak Prescott          | 23-125         |

## MONDAY NIGHT FOOTBALL

In nine appearances on *Monday Night Football*, **Justin Herbert** has thrown for 2,131 yards and 11 scores with three interceptions on 211-of-329 passing (64.1 pct.) for a 89.9 passer rating.

In 2020, Herbert tossed four touchdown passes on *Monday Night Football*, setting the program's single-game rookie passing touchdown record. He added three touchdowns in the lone Monday night contest in 2021, making him one of four players with seven or more touchdown passes in their first two starts on *MNF* since the program began in 1970.



# LADD McCONKEY



## McCONKEY SETS POSTSEASON MARKS

In his NFL postseason debut, **WR Ladd McConkey** turned in a record-setting performance, totaling 197 receiving yards on nine receptions (21.9 avg.), including an 86-yard touchdown. His 197 receiving yards set an NFL postseason rookie record, while his 86-yard touchdown was the second-longest reception by a rookie in postseason history.

### MOST RECEIVING YARDS, ROOKIES, SINGLE POSTSEASON GAME, NFL HISTORY

| Rk. | Team | Game                    | Player           | Rec. Yds |
|-----|------|-------------------------|------------------|----------|
| 1.  | LAC  | Jan. 11, 2025 at Hou.*  | WR Ladd McConkey | 197      |
| 2.  | LAR  | Jan. 14, 2024 at Det.†  | WR Puka Nacua    | 181      |
| 3.  | Sea. | Jan. 5, 2020 at Phi.†   | WR DK Metcalf    | 160      |
| 4.  | Phi. | Jan. 9, 2010 at Dal.†   | WR Jeremy Maclin | 146      |
| 5.  | S.D. | Jan. 12, 2014 at Den.** | WR Keenan Allen  | 142      |
|     | Phi. | Dec. 31, 1988 at Chi.†† | TE Keith Jackson | 142      |

### LONGEST RECEPTION, ROOKIES, POSTSEASON, NFL HISTORY

| Rk. | Team | Game                     | Player           | Length |
|-----|------|--------------------------|------------------|--------|
| 1.  | N.O. | Jan. 21, 2007 at Chi.††† | RB Reggie Bush   | 88^    |
| 2.  | LAC  | Jan. 11, 2025 at Hou.*   | WR Ladd McConkey | 86^    |
| 3.  | Phi. | Jan. 9, 2010 at Dal.†    | WR Jeremy Maclin | 76^    |
| 4.  | Cin. | Jan. 8, 2006 vs. Pit.*   | WR Chris Henry   | 66     |
| 5.  | Phi. | Dec. 31, 1988 at Chi.††  | TE Keith Jackson | 65     |

^Touchdown  
 \*AFC Wild Card  
 \*\*AFC Divisional  
 †NFC Wild Card  
 ††NFC Divisional  
 †††NFC Championship

## ONE OF THE BEST BOLTS THROUGH TWO YEARS

One year after setting franchise rookie records for receptions and receiving yards, **WR Ladd McConkey** has continued his excellence, ranking among the most productive in team history through two seasons. He ranks highly with 140 receptions (second), 1,832 yards (third) and 12 touchdown receptions (tied for fourth) in franchise history through the first two years of a career. McConkey's 83 receiving first downs are second by a Charger through two seasons since the stat began being tracked in 1992.

### RECEPTIONS, FIRST TWO SEASONS, CHARGERS HISTORY

| Rank | Seasons | Player                 | Receptions |
|------|---------|------------------------|------------|
| 1.   | 2013-14 | WR Keenan Allen        | 148        |
| 2.   | 2024-25 | WR Ladd McConkey       | 140        |
| 3.   | 2001-02 | RB LaDainian Tomlinson | 138        |
| 4.   | 1978-79 | WR John Jefferson      | 117        |
| 5.   | 1979-80 | TE Kellen Winslow      | 114        |

### RECEIVING YARDS, FIRST TWO SEASONS, CHARGERS HISTORY

| Rank | Season  | Player            | Receiving Yards |
|------|---------|-------------------|-----------------|
| 1.   | 1978-79 | WR John Jefferson | 2,091           |
| 2.   | 2013-14 | WR Keenan Allen   | 1,829           |
| 3.   | 2024-25 | WR Ladd McConkey  | 1,832           |
| 4.   | 1988-89 | WR Anthony Miller | 1,778           |
| 5.   | 1978-79 | TE Kellen Winslow | 1,545           |
| 6.   | 2003-04 | TE Antonio Gates  | 1,363           |

### RECEIVING TOUCHDOWNS, FIRST TWO SEASONS, CHARGERS HISTORY

| Rank | Season  | Player            | Receiving Touchdowns |
|------|---------|-------------------|----------------------|
| 1.   | 1978-79 | WR John Jefferson | 23                   |
| 2.   | 2003-04 | TE Antonio Gates  | 15                   |
| 3.   | 1988-89 | WR Anthony Miller | 13                   |
| 4.   | 2024-25 | WR Ladd McConkey  | 11                   |
|      | 2013-14 | WR Keenan Allen   | 12                   |
|      | 2016-17 | TE Hunter Henry   | 12                   |
| 7.   | 1978-79 | TE Kellen Winslow | 11                   |

### RECEIVING FIRST DOWNS, FIRST TWO SEASONS, CHARGERS, SINCE 1992

| Rank | Season  | Player           | Receiving First Downs |
|------|---------|------------------|-----------------------|
| 1.   | 2013-14 | WR Keenan Allen  | 95                    |
| 2.   | 2024-25 | WR Ladd McConkey | 83                    |
| 3.   | 2003-04 | TE Antonio Gates | 74                    |
| 4.   | 2016-17 | TE Hunter Henry  | 62                    |
| 5.   | 2021-22 | WR Joshua Palmer | 57                    |



# LADD McCONKEY

## FRANCHISE ROOKIE RECORD-HOLDER

In his rookie season, **WR Ladd McConkey** paced the team in receptions (82) and receiving yards (1,149), while ranking second in touchdown grabs (seven). He set team rookie records with his 82 catches and 1,149 yards, while his seven touchdown grabs are the fourth-most in a season in team history by a rookie.

### RECEPTIONS, ROOKIES, CHARGERS HISTORY

| Rank | Season | Player                  | Receptions |
|------|--------|-------------------------|------------|
| 1.   | 2024   | <b>WR Ladd McConkey</b> | <b>82</b>  |
| 2.   | 2013   | WR Keenan Allen         | 71         |
| 3.   | 2001   | RB LaDainian Tomlinson  | 59         |
| 4.   | 1978   | WR John Jefferson       | 56         |
| 5.   | 1981   | RB James Brooks         | 46         |

### RECEIVING YARDS, ROOKIES, CHARGERS HISTORY

| Rank | Season | Player                  | Receiving Yards |
|------|--------|-------------------------|-----------------|
| 1.   | 2024   | <b>WR Ladd McConkey</b> | <b>1,149</b>    |
| 2.   | 2013   | WR Keenan Allen         | 1,046           |
| 3.   | 1978   | WR John Jefferson       | 1,001           |
| 4.   | 1988   | WR Anthony Miller       | 526             |
| 5.   | 1996   | WR Charlie Jones        | 524             |

In the team's Week 11 win over Cincinnati, McConkey recorded a career-best 123 yards on six receptions (20.5 avg.). It was the seventh-most receiving yards in a single game by a Chargers rookie ever and the most by a Bolts rookie in a game since 2013.

### MOST RECEIVING YARDS, ROOKIES, SINGLE GAME, CHARGERS HISTORY

| Rank | Game                               | Player                  | Rec. Yds   |
|------|------------------------------------|-------------------------|------------|
| 1    | Dec. 4, 1978 vs. Chi.              | WR John Jefferson       | 155        |
| 2.   | Dec. 17, 1978 at Hou. <sup>^</sup> | WR John Jefferson       | 149        |
| 3.   | Nov. 3, 1974 vs. Cle.              | WR Harrison Davis       | 142        |
| 4.   | Nov. 12, 1978 vs. K.C.             | WR John Jefferson       | 130        |
| 5.   | Nov. 3, 2013 at Was.               | WR Keenan Allen         | 128        |
| 6.   | Nov. 24, 2013 at K.C.              | WR Keenan Allen         | 124        |
| 7.   | <b>Nov. 17, 2024 vs. Cin.</b>      | <b>WR Ladd McConkey</b> | <b>123</b> |
| 8.   | Nov. 3, 1974 vs. Cle.              | RB Don Woods            | 119        |

<sup>^</sup>Houston Oilers

In Week 13, McConkey hauled in 117 receiving yards, his third 100-yard performance of the season. 105 of those yards came in the first half, the most ever by a Chargers rookie in a single first half. McConkey's three 100-yard receiving games tied for the second-most by a rookie in team history.

### GAMES WITH 100-PLUS RECEIVING YARDS, ROOKIES, CHARGERS HISTORY

| Rank | Season | Player                  | Games    |
|------|--------|-------------------------|----------|
| 1.   | 2013   | WR Keenan Allen         | 5        |
| 2.   | 2024   | <b>WR Ladd McConkey</b> | <b>3</b> |
|      | 1978   | WR John Jefferson       | 3        |
| 4.   | —      | Six Other Players       | 1        |



## McCONKEY A STANDOUT ROOKIE

**WR Ladd McConkey** stood out amongst first-year players, ranking No. 4 in receptions (82) and receiving yards (1,149) among rookies, while his seven touchdown grabs tied for the fourth-most among rookies in 2024. He was the only rookie with at least 50 catches this season to have been selected outside of the first round.

The Georgia product moved the chains or scored on 63.4 percent of his receptions in 2024, the best rate among rookies with at least 70 catches.

### RECEPTIONS, ROOKIES, NFL, 2024

| Rank | Team       | Player                  | Receptions |
|------|------------|-------------------------|------------|
| 1.   | L.V.       | TE Brock Bowers         | 112        |
| 2.   | NYG        | WR Malik Nabers         | 109        |
| 3.   | Jax.       | WR Brian Thomas Jr.     | 87         |
| 4.   | <b>LAC</b> | <b>WR Ladd McConkey</b> | <b>82</b>  |
| 5.   | Ari.       | WR Marvin Harrison Jr.  | 62         |

### RECEIVING YARDS, ROOKIES, NFL, 2024

| Rank | Team       | Player                  | Receiving Yards |
|------|------------|-------------------------|-----------------|
| 1.   | Jax.       | WR Brian Thomas Jr.     | 1,282           |
| 2.   | NYG        | WR Malik Nabers         | 1,204           |
| 3.   | L.V.       | TE Brock Bowers         | 1,194           |
| 4.   | <b>LAC</b> | <b>WR Ladd McConkey</b> | <b>1,149</b>    |
| 5.   | Ari.       | WR Marvin Harrison Jr.  | 885             |

### RECEIVING TOUCHDOWNS, ROOKIES, NFL, 2024

| Rank | Team       | Player                  | Receiving Touchdowns |
|------|------------|-------------------------|----------------------|
| 1.   | Jax.       | WR Brian Thomas Jr.     | 10                   |
| 2.   | Ari.       | WR Marvin Harrison Jr.  | 8                    |
|      | T.B.       | WR Jalen McMillan       | 8                    |
| 4.   | <b>LAC</b> | <b>WR Ladd McConkey</b> | <b>7</b>             |
|      | NYG        | WR Malik Nabers         | 7                    |
| 6.   | K.C.       | WR Xavier Worthy        | 6                    |

### RECEIVING 1ST DOWN PCT., ROOKIES, MIN. 70 REC., NFL, 2024

| Rank | Team       | Player                  | Rec. 1st Down Pct. |
|------|------------|-------------------------|--------------------|
| 1.   | <b>LAC</b> | <b>WR Ladd McConkey</b> | <b>63.4</b>        |
| 2.   | Jax.       | WR Brian Thomas Jr.     | 60.9               |
| 3.   | L.V.       | TE Brock Bowers         | 54.5               |
| 4.   | NYG        | WR Malik Nabers         | 50.5               |

# KEENAN ALLEN

## IN ELITE COMPANY

In Week 6, **Keenan Allen** became the first player in NFL history to register 400 receptions from multiple passers (427 from **QB Justin Herbert** and 520 from former **QB Philip Rivers**). He was the third player to have at least 380 receptions from multiple passers, joining a pair of Hall of Famers — WR Jerry Rice and TE Tony Gonzalez. Rice caught 386 passes from Hall of Fame QB Joe Montana and 568 passes from Hall of Fame QB Steve Young. Gonzalez caught 419 passes from QB Trent Green and 383 passes from QB Matt Ryan.

### PLAYERS WITH 380 RECEPTIONS FROM MULTIPLE PASSERS, NFL HISTORY

| Player                 | Passer 1 (Rec.)               | Passer 2 (Rec.)                |
|------------------------|-------------------------------|--------------------------------|
| WR Jerry Rice*         | QB Joe Montana* (386)         | QB Steve Young* (568)          |
| TE Tony Gonzalez*      | QB Trent Green (419)          | QB Matt Ryan (383)             |
| <b>WR Keenan Allen</b> | <b>QB Philip Rivers (520)</b> | <b>QB Justin Herbert (427)</b> |

*\*Pro Football Hall of Famer*

## SURPASSING 1,000

**Keenan Allen**, one of the best high-volume receivers in NFL history, became the 16th player in NFL history to eclipse 1,000 career receptions. His 1,030 career catches rank 14th all-time.

### MOST RECEPTIONS, NFL HISTORY

| Rank       | Team/s                   | Player                 | Receptions   |
|------------|--------------------------|------------------------|--------------|
| 1.         | S.F./Oak./Sea.           | WR Jerry Rice*         | 1,549        |
| 2.         | Ari.                     | WR Larry Fitzgerald    | 1,432        |
| 3.         | K.C./Atl.                | TE Tony Gonzalez*      | 1,325        |
| 4.         | Dal./L.V.                | TE Jason Witten        | 1,228        |
| 5.         | Ind.                     | WR Marvin Harrison*    | 1,102        |
| 6.         | Phi./Min./Mia.           | WR Cris Carter*        | 1,101        |
| 7.         | Oak./T.B.                | WR Tim Brown*          | 1,094        |
| 8.         | S.F./Phi./Dal./Buf./Cin. | WR Terrell Owens*      | 1,078        |
| 9.         | Ari./Bal./S.F./Det.      | WR Anquan Boldin       | 1,076        |
| 10.        | Ind.                     | WR Reggie Wayne        | 1,070        |
| 11.        | K.C.                     | TE Travis Kelce        | 1,063        |
| 12.        | Hou./Ind./Ten.           | WR Andre Johnson*      | 1,062        |
| <b>13.</b> | <b>LAC/Chi.</b>          | <b>WR Keenan Allen</b> | <b>1,034</b> |
| 14.        | Car./Bal.                | WR Steve Smith         | 1,031        |
| 15.        | StL/S.F.                 | WR Isaac Bruce*        | 1,024        |
| 16.        | G.B./L.V./NYJ/LAR        | WR Davante Adams       | 1,009        |
| 17.        | Hou./Ari./Ten./K.C./Bal. | WR DeAndre Hopkins     | 1,001        |
| 18.        | Pit.                     | WR Hines Ward          | 1,000        |
| 19.        | Min./Oak./N.E./Ten./S.F. | WR Randy Moss*         | 982          |

*\*Pro Football Hall of Famer*

## A HISTORIC TRACK RECORD

**Keenan Allen** eclipsed 1,000 career receptions in Week 5, becoming the 16th player ever to reach that mark. He accomplished the feat in his 159th career game, the fewest games to reach that mark by any player in NFL history. Allen previously set the all-time record for the fewest games to reach 950 catches (150 games), 900 catches (139 games), and 700 catches (111 games) and 600 catches (96 games).

### FEWEST GAMES TO 1,000 RECEPTIONS, NFL HISTORY

| Rank      | Team/s            | Player                 | Games      |
|-----------|-------------------|------------------------|------------|
| <b>1.</b> | <b>LAC</b>        | <b>WR Keenan Allen</b> | <b>159</b> |
| 2.        | Ind.              | WR Marvin Harrison*    | 167        |
| 3.        | Hou.              | WR Andre Johnson*      | 168        |
| 4.        | G.B./L.V./NYJ/LAR | WR Davante Adams       | 174        |
| 5.        | K.C.              | TE Travis Kelce        | 175        |
| 6.        | S.F./Oak./Sea.    | WR Jerry Rice*         | 181        |

### FEWEST GAMES TO 950 RECEPTIONS, NFL HISTORY

| Rank      | Team/s          | Player                 | Games      |
|-----------|-----------------|------------------------|------------|
| <b>1.</b> | <b>LAC/Chi.</b> | <b>WR Keenan Allen</b> | <b>150</b> |
| 2.        | Ind.            | WR Marvin Harrison*    | 158        |
| 3.        | Hou.            | WR Andre Johnson*      | 159        |
| 4.        | G.B./L.V./NYJ   | WR Davante Adams       | 163        |
| 5.        | K.C.            | TE Travis Kelce        | 167        |

### FEWEST GAMES TO 900 RECEPTIONS, NFL HISTORY

| Rank      | Team/s         | Player                 | Games      |
|-----------|----------------|------------------------|------------|
| <b>1.</b> | <b>LAC</b>     | <b>WR Keenan Allen</b> | <b>139</b> |
| 2.        | Pit./N.E./T.B. | WR Antonio Brown       | 143        |
| 3.        | Ind.           | WR Marvin Harrison*    | 149        |
| 4.        | Hou.           | WR Andre Johnson*      | 150        |
| 5.        | Atl./Ten./T.B. | WR Julio Jones         | 153        |

Allen previously set records for the most receptions through the first 150 games of a career (951 catches) and the first 100 games of a career (624 catches).

### RECEPTIONS, FIRST 150 CAREER GAMES, NFL HISTORY

| Rank      | Team/s          | Player                 | Receptions |
|-----------|-----------------|------------------------|------------|
| <b>1.</b> | <b>LAC/Chi.</b> | <b>WR Keenan Allen</b> | <b>951</b> |
| 2.        | Pit./N.E./T.B.  | WR Antonio Brown       | 928        |
| 3.        | Ind.            | WR Marvin Harrison*    | 907        |
| 4.        | Hou.            | WR Andre Johnson*      | 900        |
| 5.        | Atl./Ten./T.B.  | WR Julio Jones         | 890        |

*\*Pro Football Hall of Famer*

# KEENAN ALLEN

## THE TOP TARGET

**Keenan Allen** is the best high-volume receiver in NFL history, setting all-time records for the most games with at least 16 catches (two), 15 catches (three), 14 catches (six), 13 catches (eight), 12 catches (12) and 11 catches (17).

### MOST GAMES WITH 16-PLUS RECEPTIONS, NFL HISTORY

| Rk. | Team/s                      | Player              | Games |
|-----|-----------------------------|---------------------|-------|
| 1.  | LAC/Chi.                    | WR Keenan Allen     | 2     |
|     | Den./Mia./Chi./NYJ/NYG/Sea. | WR Brandon Marshall | 2     |
|     | Pit./N.E./T.B.              | WR Antonio Brown    | 2     |

### MOST GAMES WITH 15-PLUS RECEPTIONS, NFL HISTORY

| Rk. | Team/s                      | Player              | Games |
|-----|-----------------------------|---------------------|-------|
| 1.  | LAC/Chi.                    | WR Keenan Allen     | 3     |
| 2.  | Cin.                        | WR Ja'Marr Chase    | 2     |
|     | Dal./L.V.                   | TE Jason Witten     | 2     |
|     | Den./Mia./Chi./NYJ/NYG/Sea. | WR Brandon Marshall | 2     |
|     | S.D./Mia./N.E./Den./StL     | WR Wes Welker       | 2     |
|     | Pit./N.E./T.B.              | WR Antonio Brown    | 2     |

### MOST GAMES WITH 14-PLUS RECEPTIONS, NFL HISTORY

| Rank | Team/s         | Player           | Games |
|------|----------------|------------------|-------|
| 1.   | LAC/Chi.       | WR Keenan Allen  | 6     |
| 2.   | Cin.           | WR Ja'Marr Chase | 4     |
|      | Pit./N.E./T.B. | WR Antonio Brown | 4     |
| 4.   | Dal./L.V.      | TE Jason Witten  | 3     |
| 5.   | —              | 10 Other Players | 2     |

### MOST GAMES WITH 13-PLUS RECEPTIONS, NFL HISTORY

| Rank | Team/s                  | Player            | Games |
|------|-------------------------|-------------------|-------|
| 1.   | LAC/Chi.                | WR Keenan Allen   | 8     |
| 2.   | G.B./L.V./NYJ/LAR       | WR Davante Adams  | 6     |
| 3.   | S.D./Mia./N.E./Den./StL | WR Wes Welker     | 5     |
|      | Pit./N.E./T.B.          | WR Antonio Brown  | 5     |
| 5.   | —                       | Six Other Players | 4     |

### MOST GAMES WITH 12-PLUS RECEPTIONS, NFL HISTORY

| Rank | Team/s                  | Player              | Games |
|------|-------------------------|---------------------|-------|
| 1.   | LAC/Chi.                | WR Keenan Allen     | 12    |
| 2.   | S.D./Mia./N.E./Den./StL | WR Wes Welker       | 9     |
| 3.   | Ind.                    | WR Marvin Harrison* | 8     |
|      | G.B./L.V./NYJ/LAR       | WR Davante Adams    | 8     |
| 5.   | S.F./Oak./Sea.          | WR Jerry Rice*      | 7     |
|      | Hou./Ind./Ten.          | WR Andre Johnson*   | 7     |
|      | Pit./N.E./T.B.          | WR Antonio Brown    | 7     |

### MOST GAMES WITH 11-PLUS RECEPTIONS, NFL HISTORY

| Rank | Team/s         | Player             | Games |
|------|----------------|--------------------|-------|
| 1.   | LAC            | WR Keenan Allen    | 17    |
| 2.   | Hou./Ind./Ten. | WR Andre Johnson*  | 13    |
| 3.   | —              | Five Other Players | 12    |

\*Pro Football Hall of Famer



## A LEAGUE LEADER

In his return to the Chargers, **Keenan Allen** has continued to be among the top players in the AFC. He ranks tied for 13th in the NFL and ranks tied for No. 3 in the conference this season with 60 receptions. Allen also ranks tied for 10th in the NFL and tied for second in the AFC with 36 receiving first downs.

### RECEPTIONS, AFC, 2025

| Rank | Team | Player                 | Receptions |
|------|------|------------------------|------------|
| 1.   | Cin. | WR Ja'Marr Chase       | 86         |
| 2.   | N.E. | WR Stefon Diggs        | 64         |
| 3.   | LAC  | WR Keenan Allen        | 60         |
|      | Bal. | WR Zay Flowers         | 60         |
|      | Ind. | WR Michael Pittman Jr. | 60         |
| 6.   | Hou. | TE Dalton Schultz      | 59         |
|      | K.C. | TE Travis Kelce        | 59         |
| 8.   | LAC  | WR Ladd McConkey       | 58         |
|      | Ind. | TE Tyler Warren        | 58         |
| 10.  | Hou. | WR Nico Collins        | 57         |

### RECEIVING FIRST DOWNS, AFC, 2025

| Rank | Team | Player                 | Receiving First Downs |
|------|------|------------------------|-----------------------|
| 1.   | Cin. | WR Ja'Marr Chase       | 48                    |
| 2.   | LAC  | WR Keenan Allen        | 39                    |
| 3.   | Mia. | WR Jaylen Waddle       | 38                    |
| 4.   | Ind. | WR Michael Pittman Jr. | 37                    |
|      | K.C. | TE Travis Kelce        | 37                    |
|      | N.E. | WR Stefon Diggs        | 37                    |



# KEENAN ALLEN



## CAPTAIN CONSISTENT

Keenan Allen owns the most games with 12-plus catches and 100 receiving yards in NFL history (11), while his 16 career games with at least 11 receptions and 100 yards is also an all-time record.

### MOST GAMES WITH 12-PLUS RECEPTIONS AND 100-PLUS RECEIVING YARDS, NFL HISTORY

| Rank | Team/s                  | Player              | Games |
|------|-------------------------|---------------------|-------|
| 1.   | LAC/Chi.                | WR Keenan Allen     | 11    |
| 2.   | Ind.                    | WR Marvin Harrison* | 8     |
|      | S.D./Mia./N.E./Den./StL | WR Wes Welker       | 8     |
| 4.   | S.F./Oak./Sea.          | WR Jerry Rice*      | 7     |
|      | Hou./Ind./Ten.          | WR Andre Johnson*   | 7     |
|      | G.B./L.V./NYJ/LAR       | WR Davante Adams    | 7     |

### MOST GAMES WITH 11-PLUS RECEPTIONS AND 100-PLUS RECEIVING YARDS, NFL HISTORY

| Rank | Team/s                  | Player              | Games |
|------|-------------------------|---------------------|-------|
| 1.   | LAC/Chi.                | WR Keenan Allen     | 16    |
| 2.   | Hou./Ind./Ten.          | WR Andre Johnson*   | 13    |
| 3.   | Ind.                    | WR Marvin Harrison* | 11    |
|      | Pit./N.E./T.B.          | WR Antonio Brown    | 11    |
|      | Atl./Ten./T.B.          | WR Julio Jones      | 11    |
|      | S.D./Mia./N.E./Den./StL | WR Wes Welker       | 11    |

### MOST GAMES WITH 10-PLUS RECEPTIONS AND 100-PLUS RECEIVING YARDS, NFL HISTORY

| Rank | Team/s            | Player            | Games |
|------|-------------------|-------------------|-------|
| 1.   | Hou./Ind./Ten.    | WR Andre Johnson* | 21    |
| 2.   | LAC/Chi.          | WR Keenan Allen   | 20    |
|      | Pit./N.E./T.B.    | WR Antonio Brown  | 20    |
| 4.   | G.B./L.V./NYJ/LAR | WR Davante Adams  | 19    |
| 5.   | Atl./Ten./T.B.    | WR Julio Jones    | 18    |

### MOST GAMES WITH 10-PLUS RECEPTIONS, 100-PLUS RECEIVING YARDS AND A RECEIVING TOUCHDOWN, NFL HISTORY

| Rank | Team/s            | Player             | Games |
|------|-------------------|--------------------|-------|
| 1.   | G.B./L.V./NYJ/LAR | WR Davante Adams   | 16    |
| 2.   | LAC/Chi.          | WR Keenan Allen    | 12    |
|      | Pit./N.E./T.B.    | WR Antonio Brown   | 12    |
| 4.   | —                 | Five Other Players | 11    |

\*Pro Football Hall of Famer

## KEENAN KEEPS CLIMBING

Keenan Allen is among the elite pass catchers in franchise history. His 964 career receptions are the most in Chargers history, passing Hall of Fame TE Antonio Gates in the team's Week 10 victory over Pittsburgh on *Sunday Night Football*. Allen ranks second in receiving yards (11,152), No. 3 in touchdown catches (63) and fifth in total touchdowns (64) in Chargers history.

Allen has 21 career games with 10-plus catches, the most ever by any Charger, while his 39 100-yard receiving games ranks No. 2.

### CAREER RECEPTIONS, CHARGERS HISTORY

| Rank | Seasons              | Player                  | Receptions |
|------|----------------------|-------------------------|------------|
| 1.   | 2013-23, '25-Present | WR Keenan Allen         | 964        |
| 2.   | 2003-18              | TE Antonio Gates*       | 955        |
| 3.   | 1976-86              | WR Charlie Joiner*      | 586        |
| 4.   | 1979-87              | TE Kellen Winslow*      | 541        |
| 5.   | 2001-09              | RB LaDainian Tomlinson* | 530        |
| 6.   | 1962-70              | FL Lance Alworth*       | 493        |

### CAREER RECEIVING YARDS, CHARGERS HISTORY

| Rank | Seasons              | Player             | Receiving Yards |
|------|----------------------|--------------------|-----------------|
| 1.   | 2003-18              | TE Antonio Gates*  | 11,841          |
| 2.   | 2013-23, '25-Present | WR Keenan Allen    | 11,152          |
| 3.   | 1962-70              | FL Lance Alworth*  | 9,584           |
| 4.   | 1976-86              | WR Charlie Joiner* | 9,203           |
| 5.   | 1966-76              | WR Gary Garrison   | 7,533           |

### CAREER RECEIVING TOUCHDOWNS, CHARGERS HISTORY

| Rank | Seasons              | Player             | Receiving TDs |
|------|----------------------|--------------------|---------------|
| 1.   | 2003-18              | TE Antonio Gates*  | 116           |
| 2.   | 1962-70              | FL Lance Alworth*  | 81            |
| 3.   | 2013-23, '25-Present | WR Keenan Allen    | 63            |
| 4.   | 1966-76              | WR Gary Garrison   | 58            |
| 5.   | 1976-86              | WR Charlie Joiner* | 47            |

### CAREER TOUCHDOWNS, CHARGERS HISTORY

| Rank | Seasons              | Player                  | Touchdowns |
|------|----------------------|-------------------------|------------|
| 1.   | 2001-09              | RB LaDainian Tomlinson* | 153        |
| 2.   | 2003-18              | TE Antonio Gates*       | 116        |
| 3.   | 1962-70              | FL Lance Alworth*       | 83         |
| 4.   | 2017-23              | RB Austin Ekeler        | 69         |
| 5.   | 2013-23, '25-Present | WR Keenan Allen         | 64         |
| 6.   | 1966-76              | WR Gary Garrison        | 58         |
| 7.   | 2015-19              | RB Melvin Gordon III    | 47         |
|      | 1976-86              | WR Charlie Joiner*      | 47         |

### GAMES WITH 100-PLUS RECEIVING YARDS, CHARGERS HISTORY

| Rank | Seasons              | Player             | Games |
|------|----------------------|--------------------|-------|
| 1.   | 1962-70              | FL Lance Alworth*  | 41    |
| 2.   | 2013-23, '25-Present | WR Keenan Allen    | 39    |
| 3.   | 1979-87              | TE Kellen Winslow* | 24    |
| 4.   | 1976-86              | WR Charlie Joiner* | 23    |
|      | 1966-76              | WR Gary Garrison   | 23    |

\*Pro Football Hall of Famer



# DERWIN JAMES JR.



## CLOSING IN ON THE CENTURY MARK

**Derwin James Jr.**, who has appeared in 94 career games, recorded 657 tackles, 39 tackles for loss and 19.0 sacks. He is a half-sack and one tackle for loss away from being just the third NFL player to reach 600 tackles, 40 tackles for loss and 20.0 sacks within the first 100 games of a career since tackles for loss being tracked in 2008.

### PLAYERS WITH 600 TACKLES, 40 TACKLES FOR LOSS AND 20 SACKS, FIRST 100 CAREER GAMES, NFL, SINCE 2008

| Seasons | Team/s    | Player                    | Sacks       | TFL       | Tackles    |
|---------|-----------|---------------------------|-------------|-----------|------------|
| 2019-25 | 3 Teams*  | LB Devin White            | 24.0        | 48        | 688        |
| 2018-24 | Chi./Bal. | LB Roquan Smith           | 20.0        | 60        | 906        |
| 2018-25 | LAC       | <b>S Derwin James Jr.</b> | <b>19.0</b> | <b>39</b> | <b>657</b> |

\*Buccaneers, Texans, Raiders

James can also be the third player since the turn of the century to post 600 tackles, 10 interceptions and 20.0 sacks within the first 100 games of a career.

### PLAYERS WITH 600 TACKLES, 10 INTERCEPTIONS AND 20 SACKS, FIRST 100 CAREER GAMES, NFL, SINCE 2000

| Seasons | Team/s    | Player                    | Sacks       | INTs      | Tackles    |
|---------|-----------|---------------------------|-------------|-----------|------------|
| 2018-24 | Chi./Bal. | LB Roquan Smith           | 20.0        | 10        | 906        |
| 2004-10 | Ari./Mia. | LB Karlos Dansby          | 27.5        | 10        | 627        |
| 2018-25 | LAC       | <b>S Derwin James Jr.</b> | <b>19.0</b> | <b>10</b> | <b>657</b> |

## A SWISS-ARMY KNIFE

In 2024, **Derwin James Jr.**, recorded 93 tackles, 5.5 sacks, 10 tackles for loss, an interception and seven passes defended. He was one of just five players in the NFL in 2024 — and only defensive back — to have at least 70 tackles, five sacks, an interception and five pass breakups.

### PLAYERS WITH 70 TACKLES, FIVE SACKS, AN INTERCEPTION AND FIVE PASSES DEFENSED, NFL, 2024

| Rk. | Team | Player                    | Sacks      | PDs      | INTs     | Tackles   |
|-----|------|---------------------------|------------|----------|----------|-----------|
| 1.  | T.B. | LB Lavonte David          | 5.5        | 6        | 1        | 122       |
| 2.  | Was. | LB Frankie Luvu           | 8.0        | 7        | 1        | 99        |
| 3.  | LAC  | <b>S Derwin James Jr.</b> | <b>5.5</b> | <b>7</b> | <b>1</b> | <b>93</b> |
| 4.  | Min. | OLB Andrew Van Ginkel     | 11.5       | 6        | 2        | 79        |

## A PLAYER OF THE WEEK PERFORMANCE

In Week 3, **Derwin James Jr.**, put forth a dominant performance, earning AFC Defensive Player of the Week honors for his efforts. The defensive chess piece totaled 12 tackles (10 solo), a sack and a career-high four tackles for loss, becoming just the sixth NFL player and first defensive back since tackles for loss began being tracked in 2008 to have 10 solo tackles, a sack and four tackles for loss in a single game.

### PLAYERS WITH 10 SOLO TACKLES, A SACK AND FOUR TACKLES FOR LOSS, SINGLE GAME, NFL, SINCE 2008

| Game                    | Tm.  | Player               | Scks.      | TFL      | So. Tkls. |
|-------------------------|------|----------------------|------------|----------|-----------|
| Sept. 21, 2025 vs. Den. | LAC  | <b>S D.James Jr.</b> | <b>1.0</b> | <b>4</b> | <b>10</b> |
| Oct. 23, 2017 at Phi.   | Was. | LB Z.Brown           | 1.5        | 4        | 10        |
| Oct. 15, 2017 vs. Chi.  | Bal. | OLB M.Judon          | 2.0        | 4        | 12        |
| Nov. 27, 2016 at Den.   | K.C. | LB J.Houston         | 3.0        | 4        | 10        |
| Dec. 16, 2012 vs. Ind.  | Hou. | DE J.Watt            | 3.0        | 6        | 10        |
| Oct. 30, 2011 at Phi.   | Dal. | LB D.Ware            | 4.0        | 5        | 10        |

## GETTING AFTER THE QUARTERBACK

**Derwin James Jr.**, recorded a single-season career-best 5.5 sacks in 2024. He's added another two this season, to bring his career total to 19.0. His 19.0 sacks are the third-most by any defensive back in their first eight pro seasons since the individual sack became a statistic in 1982.

### SACKS, DEFENSIVE BACKS, FIRST EIGHT SEASONS, NFL, SINCE 1982

| Rank | Team/s             | Player                    | Sacks       |
|------|--------------------|---------------------------|-------------|
| 1.   | NYJ/Sea./Det./Ten. | S Jamal Adams             | 21.5        |
| 2.   | S.D.               | S Rodney Harrison         | 19.5        |
| 3.   | LAC                | <b>S Derwin James Jr.</b> | <b>19.0</b> |
| 4.   | Ari.               | S Adrian Wilson           | 18.5        |
| 5.   | T.B.               | S Antoine Winfield Jr.    | 18.0        |
|      | StL/Was./Chi.      | S Adam Archuleta          | 18.0        |
|      | T.B.               | CB Ronde Barber           | 18.0        |

In 2024's Week 17 victory at New England, James recorded a career-high two sacks, both of which came on fourth down. It's the most fourth-down sacks in a single game by any defensive back and just the sixth performance of two-plus sacks on fourth down since the individual sack became an official statistic in 1982.

### SACKS, FOURTH DOWN, SINGLE GAME, NFL, SINCE 1982

| Rk. | Team | Game                         | Player                    | Sacks      |
|-----|------|------------------------------|---------------------------|------------|
| 1.  | LAC  | <b>Dec. 28, 2024 at N.E.</b> | <b>S Derwin James Jr.</b> | <b>2.0</b> |
|     | Min. | Jan. 9, 2022 vs. Chi.        | LB D.J. Wonnum            | 2.0        |
|     | Phi. | Sept. 12, 2021 at Atl.       | DL Javon Hargrave         | 2.0        |
|     | Phi. | Dec. 30, 2018 at Was.        | DT Fletcher Cox           | 2.0        |
|     | Min. | Sept. 30, 2012 at Det.       | DE Everson Griffen        | 2.0        |
|     | StL  | Nov. 30, 2003 vs. Min.       | DE Leonard Little         | 2.0        |
| 7.  | S.F. | Nov. 29, 2009 vs. Jax.       | DT Justin Smith           | 1.5        |

# DERWIN JAMES JR.

## AMONG THE BEST THROUGH 80 GAMES

**Derwin James Jr.**, who has appeared in 93 career games, recorded 585 tackles, 31 tackles for loss and 15.0 sacks in his first 80 career games played. He was just the seventh NFL player and the first defensive back to record 550 tackles, 30 tackles for loss and 15.0 sacks within the first 80 games of a career since tackles for loss began being tracked in 2008.

### PLAYERS WITH 550 TACKLES, 25 TACKLES FOR LOSS AND 15 SACKS, FIRST 80 CAREER GAMES, NFL, SINCE 2008

| Seasons | Team/s    | Player               | Sacks | TFL | Tackles |
|---------|-----------|----------------------|-------|-----|---------|
| 2018-24 | LAC       | S Derwin James Jr.   | 15.0  | 31  | 585     |
| 2019-24 | T.B./Hou. | LB Devin White       | 23.0  | 40  | 576     |
| 2018-23 | Ind./Phi. | LB Shaquille Leonard | 16.0  | 34  | 628     |
| 2018-23 | Chi./Bal. | LB Roquan Smith      | 19.5  | 56  | 713     |
| 2012-17 | Sea.      | LB Bobby Wagner      | 15.5  | 38  | 715     |
| 2012-17 | T.B.      | LB Lavonte David     | 18.0  | 87  | 679     |
| 2007-12 | S.F.      | LB Patrick Willis    | 17.0  | 37  | 727     |

James is also one of eight players — and the only defensive back — since the turn of the century to post 550 tackles, five interceptions and 15 sacks within the first 80 games of a career.

### PLAYERS WITH 550 TACKLES, FIVE INTERCEPTIONS AND 15 SACKS, FIRST 80 CAREER GAMES, NFL, SINCE 2000

| Seasons | Team/s    | Player               | Sacks | INTs | Tackles |
|---------|-----------|----------------------|-------|------|---------|
| 2018-24 | LAC       | S Derwin James Jr.   | 15.0  | 9    | 585     |
| 2018-23 | Ind./Phi. | LB Shaquille Leonard | 16.0  | 12   | 628     |
| 2018-23 | Chi./Bal. | LB Roquan Smith      | 19.5  | 8    | 713     |
| 2012-17 | Sea.      | LB Bobby Wagner      | 15.5  | 7    | 715     |
| 2012-17 | T.B.      | LB Lavonte David     | 18.0  | 10   | 679     |
| 2007-12 | S.F.      | LB Patrick Willis    | 17.0  | 6    | 727     |
| 2007-12 | NYJ       | LB David Harris      | 19.5  | 6    | 555     |
| 2000-05 | Chi.      | LB Brian Urlacher    | 32.5  | 7    | 640     |

## MAKING AN IMPACT

**Derwin James Jr.**, eclipsed 500 career tackles in his 67th career game, doing so faster than any defensive back since the turn of the century. In Week 2, James eclipsed 600 career tackles, doing so in his 84th game to tie for the fewest games to reach that mark by a defensive back since 2000.

### FEWEST GAMES TO 500 TACKLES, DEFENSIVE BACKS, NFL, SINCE 2000

| Rank | Team/s        | Player             | Games |
|------|---------------|--------------------|-------|
| 1.   | LAC           | S Derwin James Jr. | 67    |
| 2.   | NYG/Was.      | S Landon Collins   | 68    |
| 3.   | NYG/Oak./Mia. | S Gibril Wilson    | 71    |

### FEWEST GAMES TO 600 TACKLES, DEFENSIVE BACKS, NFL, SINCE 2000

| Rank | Team     | Player             | Games |
|------|----------|--------------------|-------|
| 1.   | LAC      | S Derwin James Jr. | 84    |
|      | NYG/Was. | S Landon Collins   | 84    |
| 3.   | G.B.     | S Morgan Burnett   | 87    |
| 4.   | Ari.     | S Budda Baker      | 89    |



## DERWIN'S PICKS AND SACKS BY PASSER

**Derwin James Jr.**, has recorded 10 interceptions and 19.0 sacks in his career. He has brought down Patrick Mahomes the most, totaling three sacks of the Texas Tech product. Below is a look at his career regular-season sacks and interceptions by passer:

### REGULAR-SEASON CAREER INTs BY PASSER (10)

| INTs        | Passer                | Most Recent INT        |
|-------------|-----------------------|------------------------|
| 1 . . . . . | QB Tyson Bagent       | Oct. 29, 2023 vs. Chi. |
|             | QB Derek Carr         | Oct. 4, 2021 vs. L.V.  |
|             | QB Kirk Cousins       | Dec. 1, 2024 at Atl.   |
|             | QB Nick Foles         | Dec. 26, 2022 at Ind.  |
|             | QB Jared Goff         | Sept. 23, 2018 at LAR  |
|             | QB Drew Lock          | Nov. 28, 2021 at Den.  |
|             | QB Kyler Murray       | Nov. 27, 2022 at Ari.  |
|             | QB Ben Roethlisberger | Dec. 2, 2018 at Pit.   |
|             | QB Josh Rosen         | Nov. 25, 2018 vs. Ari. |
|             | QB Tua Tagovailoa     | Oct. 12, 2025 at Mia.  |

### REGULAR-SEASON CAREER SACKS BY PASSER (19.0)

| Sacks         | Passer             | Most Recent Sack        |
|---------------|--------------------|-------------------------|
| 3.0 . . . . . | QB Patrick Mahomes | Dec. 8, 2024 at K.C.    |
| 2.0 . . . . . | QB Drake Maye      | Dec. 28, 2024 at N.E.   |
| 1.5 . . . . . | QB Baker Mayfield  | Oct. 10, 2021 vs. Cle.  |
| 1.0 . . . . . | QB Josh Allen      | Sept. 16, 2018 at Buf.  |
|               | QB C.J. Beathard   | Sept. 30, 2018 vs. S.F. |
|               | QB Joe Burrow      | Nov. 17, 2024 vs. Cin.  |
|               | QB Derek Carr      | Sept. 11, 2022 vs. L.V. |
|               | QB Justin Fields   | Sept. 22, 2024 at Pit.  |
|               | QB Lamar Jackson   | Nov. 25, 2024 vs. Bal.  |
|               | QB Marcus Mariota  | Nov. 6, 2022 at Atl.    |
|               | QB Bo Nix          | Sept. 21, 2025 vs. Den. |
|               | QB Jarrett Stidham | Dec. 31, 2023 at Den.   |
|               | QB Russell Wilson  | Oct. 17, 2022 vs. Den.  |
|               | QB Bailey Zappe    | Dec. 3, 2023 at N.E.    |
| 0.5 . . . . . | QB Jaxson Dart     | Sept. 28, 2025 at NYG   |
|               | QB Dak Prescott    | Sept. 19, 2021 vs. Dal. |
|               | QB Geno Smith      | Nov. 30, 2025 vs. L.V.  |

# KHALIL MACK

## RETURN OF THE MACK

Since entering the NFL in 2014, **Khalil Mack** has totaled 112.0 sacks, good for the third-most over that span. He's one of football's top defenders at forcing turnovers, ranking second in forced fumbles (35) and No. 1 in strip-sacks (27) since entering the NFL.

Mack's 260 career hurries lead the league since he entered the NFL in 2014, while his 464 pressures rank No. 2 over that span.

### SACKS, NFL, SINCE 2014

| Rank | Team/s               | Player                 | Sacks        |
|------|----------------------|------------------------|--------------|
| 1.   | Cle.                 | DE Myles Garrett       | 121.5        |
| 2.   | Pit.                 | LB T.J. Watt           | 115.0        |
| 3.   | <b>Oak./Chi./LAC</b> | <b>OLB Khalil Mack</b> | <b>112.0</b> |
| 4.   | LAR                  | DT Aaron Donald        | 111.0        |
| 5.   | Min./Hou.            | DE Danielle Hunter     | 110.5        |

### FORCED FUMBLES, NFL, SINCE 2014

| Rank | Team/s               | Player                 | Forced Fum. |
|------|----------------------|------------------------|-------------|
| 1.   | Pit.                 | LB T.J. Watt           | 36          |
| 2.   | <b>Oak./Chi./LAC</b> | <b>OLB Khalil Mack</b> | <b>35</b>   |
| 3.   | N.E./Ari./L.V.       | OLB Chandler Jones     | 30          |
|      | T.B.                 | LB Lavonte David       | 30          |
| 5.   | LAR                  | DT Aaron Donald        | 24          |

### STRIP-SACKS, NFL, SINCE 2014

| Rk. | Team/s               | Player                 | Strip Sacks |
|-----|----------------------|------------------------|-------------|
| 1.  | <b>Oak./Chi./LAC</b> | <b>OLB Khalil Mack</b> | <b>27</b>   |
| 2.  | N.E./Ari./L.V.       | OLB Chandler Jones     | 26          |
| 3.  | Pit.                 | LB T.J. Watt           | 25          |
| 4.  | Cle.                 | DE Myles Garrett       | 22          |
| 5.  | Den./T.B.            | OLB Shaquil Barrett    | 19          |

### QUARTERBACK HURRIES, NFL, SINCE 2014

| Rank | Team/s               | Player                 | Hurries    |
|------|----------------------|------------------------|------------|
| 1.   | <b>Oak./Chi./LAC</b> | <b>OLB Khalil Mack</b> | <b>260</b> |
| 2.   | Den./LAR/Buf./Was.   | OLB Von Miller         | 218        |
| 3.   | N.O.                 | DE Cameron Jordan      | 216        |
| 4.   | LAR                  | DT Aaron Donald        | 214        |
| 5.   | Buf./Hou.            | DL Jerry Hughes        | 204        |

### DEFENSIVE PRESSURES, NFL, SINCE 2014

| Rank | Team/s               | Player                 | Pressures  |
|------|----------------------|------------------------|------------|
| 1.   | LAR                  | DT Aaron Donald        | 475        |
| 2.   | <b>Oak./Chi./LAC</b> | <b>OLB Khalil Mack</b> | <b>464</b> |
| 3.   | Den./LAR/Buf./Was.   | OLB Von Miller         | 416        |
|      | N.O.                 | DE Cameron Jordan      | 416        |
| 5.   | Hou./Ari.            | DE J.J. Watt           | 393        |



## A DECADE-LONG STREAK OF SUCCESS

Since his second year in the NFL in 2015, **Khalil Mack** has recorded at least six sacks in each season. He finished with six sacks in the 2024 season to extend the streak to 10 seasons. The 10 consecutive seasons with six-plus sacks is the longest active streak in the NFL and among the longest in NFL history.

### CONSECUTIVE SEASONS WITH SIX-PLUS SACKS, NFL HISTORY

| Rk. | Team/s               | Player                 | Consecutive Seasons   |
|-----|----------------------|------------------------|-----------------------|
| 1.  | Phi./G.B.            | DE Reggie White*       | 14 (1985-98)          |
| 2.  | Min./Atl./S.F.       | DE Chris Doleman*      | 13 (1987-99)          |
| 3.  | Min./Sea.            | DT John Randle*        | 12 (1991-2002)        |
| 4.  | N.O.                 | DE Cameron Jordan      | 11 (2012-22)          |
|     | Dal./Den.            | OLB DeMarcus Ware*     | 11 (2005-15)          |
|     | K.C.                 | LB Derrick Thomas*     | 11 (1989-99)          |
|     | Min./Det./N.E.       | DT Henry Thomas        | 11 (1988-98)          |
|     | Rai.^/Hou.^/G.B.     | DE Sean Jones          | 11 (1985-95)          |
|     | N.O./                | OLB Rickey Jackson*    | 11 (1983-93)          |
| 10. | <b>Oak./Chi./LAC</b> | <b>OLB Khalil Mack</b> | <b>10 (2015-24**)</b> |
|     | Cin./Sea.            | DE Carlos Dunlap       | 10 (2012-21)          |
|     | Car./Chi./G.B.       | DE Julius Peppers*     | 10 (2008-17)          |
|     | K.C./Min.            | DE Jared Allen         | 10 (2004-13)          |
|     | Ind.                 | DE Robert Mathis       | 10 (2004-13)          |
|     | Phx.^/Was.           | LB Ken Harvey          | 10 (1988-97)          |
|     | Chi                  | DE Richard Dent*       | 10 (1984-93)          |
|     | NYG                  | Lawrence Taylor*       | 10 (1982-91)          |

\*Pro Football Hall of Famer

\*\*Active Streak

^Los Angeles Raiders

^^Houston Oilers

^^^Phoenix Cardinals



# KHALIL MACK

## MACK DROPS SIX SACKS IN VICTORY



**Khalil Mack** had a historic performance in the team's 2023 Week 4 win over the Raiders. He set a single-game team record and career high with six sacks, including a pair of strip-sacks. It was the first six-sack performance by any NFL player since 2017 and just the sixth since the stat began being tracked in 1982.

Mack added 10 tackles (eight solo), five tackles for loss, four quarterback hits and a pass defended. He was the only player since at least 2000 to have six sacks and at least 10 tackles in a single game. He was recognized as AFC Defensive Player of the Week for his performance, the fourth weekly award of his career.

Along with his five-sack performance in 2015, Mack joined Hall of Fame LB Derrick Thomas as the only players with multiple games of five or more sacks since the stat started being tracked in 1982.

### SACKS, SINGLE GAME, NFL, SINCE 1982

| Rk. | Team | Game                    | Player             | Sacks |
|-----|------|-------------------------|--------------------|-------|
| 1.  | K.C. | Nov. 11, 1990 vs. Sea.  | LB Derrick Thomas  | 7.0   |
| 2.  | LAC  | Oct. 1, 2023 vs. L.V.   | OLB Khalil Mack    | 6.0   |
|     | Atl. | Nov. 12, 2017 vs. Dal.  | DL Adrian Clayborn | 6.0   |
|     | NYG  | Sept. 30, 2007 vs. Phi. | DE Osi Umenyiora   | 6.0   |
|     | K.C. | Sept. 6, 1998 vs. Oak.  | LB Derrick Thomas  | 6.0   |
|     | S.F. | Nov. 13, 1983 vs. N.O.  | DE Fred Dean       | 6.0   |
| 7.  | S.F. | Nov. 19, 2012 vs. Chi.  | OLB Aldon Smith    | 5.5   |
|     | Det. | Sept. 4, 1983 at T.B.   | DE William Gay     | 5.5   |

### SACKS, SINGLE GAME, CHARGERS, SINCE 1982

| Rank | Game                   | Player             | Sacks |
|------|------------------------|--------------------|-------|
| 1.   | Oct. 1, 2023 vs. L.V.  | OLB Khalil Mack    | 6.0   |
|      | Nov. 16, 1986 vs. Dal. | DE Leslie O'Neal   | 5.0   |
| 3.   | Sept. 28, 2025 at NYG  | OLB Tuli Tuipulotu | 4.0   |
|      | Dec. 18, 2011 vs. Bal. | OLB Antwan Barnes  | 4.0   |
|      | Oct. 3, 2010 vs. Ari.  | LB Shaun Phillips  | 4.0   |
|      | Oct. 22, 1995 at Sea.  | DE Leslie O'Neal   | 4.0   |
|      | Dec. 6, 1992 at Phx.*  | DE Leslie O'Neal   | 4.0   |
|      | Dec. 22, 1991 vs. Den. | DE Leslie O'Neal   | 4.0   |

\*Phoenix Cardinals

## MACK MAKES HISTORY

**Khalil Mack** eclipsed 12 sacks in 2023, the third season of his career with at least 12 sacks — and with his third franchise. He joined Hall of Famer Kevin Greene as the only two players to have a 12-sack season with three different franchises since the individual sack became an official statistic in 1982.

### PLAYERS WITH 12-SACK SEASON WITH THREE DIFFERENT FRANCHISES, NFL, SINCE 1982

| Player           | Teams (Seasons)                                       |
|------------------|---|
| OLB Khalil Mack  | Raiders ('15), Bears ('18), Chargers ('23)            |
| LB Kevin Greene* | Rams ('88-90), Steelers ('93-94), Panthers ('96, '99) |

In the Week 10 win over Pittsburgh on *Sunday Night Football*, Mack joined Greene as the only players with at least 35 sacks with three different franchises.

### PLAYERS WITH 35 SACKS WITH THREE DIFFERENT FRANCHISES, NFL, SINCE 1982

| Player           | Teams (Sacks; Years with Team)  |
|------------------|---|
| OLB Khalil Mack  | Raiders (40.5; 2014-17), Bears (36.0; 2018-21), Chargers (35.0; 2022-Present) |
| LB Kevin Greene* | Rams (72.5; 1985-92), Steelers (35.5; 1993-95), Car. (41.5; 1996, '98-99)     |

\*Pro Football Hall of Famer

## MACK TOPS 100 CAREER SACKS

In the 150th regular-season game of his career, **Khalil Mack** eclipsed 100 career sacks in the second quarter on a nine-yard takedown. Mack's 112.0 career sacks rank No. 6 among active NFL players.

### SACKS, ACTIVE NFL PLAYERS

| Rank | Team/s                   | Player             | Sacks |
|------|--------------------------|--------------------|-------|
| 1.   | Den./LAR/Buf./Was.       | OLB Von Miller     | 134.5 |
| 2.   | N.O.                     | DE Cameron Jordan  | 128.0 |
| 3.   | Cle.                     | DE Myles Garrett   | 121.5 |
| 4.   | Ari./Jax./Bal./Atl./Mia. | DL Calais Campbell | 116.0 |
| 5.   | Pit.                     | LB T.J. Watt       | 115.0 |
| 6.   | Oak./Chi./LAC            | OLB Khalil Mack    | 112.0 |
| 7.   | Min./Hou.                | DE Danielle Hunter | 110.5 |
| 8.   | Pit.                     | DE Cameron Heyward | 90.0  |



# KHALIL MACK

## MACK ATTACK

By setting his career high with 17.0 sacks in 2023, **Khalil Mack** tied for the most sacks in a single season by a Charger since the individual sack began being tracked in 1982.

Mack forced a total of five fumbles in 2023, including four that were strip-sacks. Since forced fumbles began being tracked in 1994, Mack's five tied for the third-most by a Charger in a single season.

### SACKS, SINGLE SEASON, CHARGERS, SINCE 1982

| Rank | Season | Player             | Sacks |
|------|--------|--------------------|-------|
| 1.   | 2023   | OLB Khalil Mack    | 17.0  |
|      | 2006   | LB Shawne Merriman | 17.0  |
|      | 1992   | DE Leslie O'Neal   | 17.0  |
| 4.   | 1986   | DE Lee Williams    | 15.0  |
| 5.   | 1989   | DE Lee Williams    | 14.0  |

### FORCED FUMBLES, SINGLE SEASON, CHARGERS, SINCE 1994

| Rank | Season | Player            | Forced Fumbles |
|------|--------|-------------------|----------------|
| 1.   | 2021   | OLB Joey Bosa     | 7              |
|      | 2009   | LB Shaun Phillips | 7              |
| 3.   | 2023   | OLB Khalil Mack   | 5              |
|      | —      | Two Other Players | 5              |

## MACK'S PICKS BY PASSER

**Khalil Mack** has picked off three passes, including two that he returned for a touchdown. Below is a look at his career regular-season interceptions by quarterback:

### REGULAR-SEASON CAREER INTs BY PASSER (3)

| INTs | Passer           | Most Recent INT        |
|------|------------------|------------------------|
| 1    | QB Kirk Cousins  | Nov. 16, 2020 vs. Min. |
|      | QB DeShone Kizer | Sept. 9, 2018 at G.B.  |
|      | QB Cam Newton    | Nov. 27, 2016 vs. Car. |

## MACK'S SACKS BY PASSER

**Khalil Mack** has sacked 50 players in the regular season for a total of 112.0 career sacks in the regular season. Below is a list of his career sacks by passer, including the postseason:

### REGULAR-SEASON CAREER SACKS BY PASSER (112.0)

| Sacks | Passer                | Most Recent Sack        |
|-------|-----------------------|-------------------------|
| 6.5   | QB Aaron Rodgers      | Nov. 9, 2025 vs. Pit.   |
| 6.0   | QB Aidan O'Connell    | Oct. 1, 2023 vs. L.V.   |
|       | QB Brock Osweiler     | Nov. 21, 2016 vs. Hou.  |
|       | QB Alex Smith         | aDec. 10, 2017 at K.C.  |
| 5.0   | QB Trevor Siemian     | Nov. 26, 2017 vs. Den.  |
| 4.0   | QB Derek Carr         | Sept. 11, 2022 L.V.     |
|       | QB Kirk Cousins       | Dec. 20, 2020 at Min.   |
|       | QB Dak Prescott       | Oct. 16, 2023 vs. Dal.  |
| 3.5   | QB Geno Smith         | Nov. 30, 2025 vs. L.V.  |
| 3.0   | QB Tom Brady          | Oct. 8, 2020 vs. T.B.   |
|       | QB Jared Goff         | Oct. 3, 2021 vs. Det.   |
|       | QB Daniel Jones       | Oct. 19, 2025 vs. Ind.  |
|       | QB Josh McCown        | Sept. 17, 2017 vs. NYJ  |
|       | QB Jameis Winston     | Nov. 3, 2024 at Cle.    |
| 2.5   | QB Patrick Mahomes    | Dec. 8, 2024 at K.C.    |
| 2.0   | QB Sam Bradford       | Sept. 23, 2018 at Ari.  |
|       | QB Teddy Bridgewater  | Oct. 18, 2020 at Car.   |
|       | QB Joe Flacco         | Sept. 15, 2019 at Den.  |
|       | QB Lamar Jackson      | Nov. 26, 2023 vs. Bal.  |
|       | QB Colin Kaepernick   | Dec. 7, 2017 vs. S.F.   |
|       | QB Case Keenum        | Sept. 23, 2019 at Was.  |
|       | QB Jordan Love        | Nov. 19, 2023 at G.B.   |
|       | QB Marcus Mariota     | Nov. 29, 2015 at Ten.   |
|       | QB Baker Mayfield     | Sept. 26, 2021 at Cle.  |
|       | QB Philip Rivers      | Oct. 27, 2019 vs. LAC   |
|       | QB Matthew Stafford   | Nov. 11, 2018 vs. Det.  |
|       | QB Russell Wilson     | Oct. 17, 2022 vs. Den.  |
|       | QB Zach Wilson        | Nov. 6, 2023 at NYJ     |
|       | QB Bailey Zappe       | Dec. 3, 2023 at N.E.    |
| 1.5   | QB Gardner Minshew II | Sept. 8, 2024 vs. L.V.  |
| 1.0   | QB Blake Bortles      | Oct. 23, 2016 at Jax.   |
|       | QB Drew Brees         | Nov. 1, 2020 vs. N.O.   |
|       | QB Joe Burrow         | Sept. 19, 2021 vs. Cin. |
|       | QB Jay Cutler         | Oct. 4, 2015 at Chi.    |
|       | QB Justin Fields      | Sept. 22, 2024 at Pit.  |
|       | QB Ryan Fitzpatrick   | Sept. 30, 2018 vs. T.B. |
|       | QB Nick Foles         | Dec. 26, 2022 at Ind.   |
|       | QB Blaine Gabbert     | Jan. 7, 2024 vs. K.C.   |
|       | QB Jimmy Garoppolo    | Nov. 13, 2022 at S.F.   |
|       | QB DeShone Kizer      | Sept. 9, 2018 at G.B.   |
|       | QB Eli Manning        | Dec. 2, 2018 at NYG     |
|       | QB Drake Maye         | Dec. 28, 2024 at N.E.   |
|       | QB Davis Mills        | Oct. 2, 2022 at Hou.    |
|       | QB Cam Newton         | Nov. 27, 2016 vs. Car.  |
|       | QB Kyle Orton         | Dec. 21, 2014 vs. Buf.  |
|       | QB Spencer Rattler    | Oct. 27, 2024 vs. N.O.  |
|       | QB Jarrett Stidham    | Dec. 31, 2023 at Den.   |
|       | QB Tyrod Taylor       | Dec. 4, 2016 vs. Buf.   |
|       | QB Deshaun Watson     | Dec. 13, 2020 vs. Hou.  |
|       | QB Carson Wentz       | Oct. 23, 2025 vs. Min.  |
| 0.5   | QB Matt Ryan          | Sept. 27, 2020 at Atl.  |

### POSTSEASON CAREER SACKS BY PASSER (3.0)

| Sacks | Passer             | Most Recent Sack       |
|-------|--------------------|------------------------|
| 2.0   | QB C.J. Stroud     | Jan. 11, 2025 at Hou.* |
| 1.0   | QB Trevor Lawrence | Jan. 14, 2023 at Jax.* |

\*AFC Wild Card

# DAIYAN HENLEY



## TOUGH AS NAILS

In the team's Week 2 win in Las Vegas, **Daiyan Henley** was a late addition to the injury report. Despite battling an illness, he forced a turnover on downs with an 11-yard sack and had one of the team's three interceptions, while also adding 10 tackles (seven solo), two tackles for loss, a QB hit and two passes defended. With the performance, Henley became the sixth player in the last 10 seasons to have 10 tackles, a sack, an interception and multiple pass breakups in a single game.

### PLAYERS WITH 10 TACKLES, A SACK, AN INTERCEPTION AND MULTIPLE PASSES DEFENSED, SINGLE GAME, NFL, SINCE 2016

| Game                   | Tm.  | Player        | Tkls. | Scks. | INTs | PD |
|------------------------|------|---------------|-------|-------|------|----|
| Sept. 15, 2025 at L.V. | LAC  | LB D.Henley   | 10    | 1.0   | 1    | 2  |
| Sept. 12, 2021 vs. NYJ | Car. | LB S.Thompson | 10    | 1.0   | 1    | 2  |
| Dec. 6, 2020 at Min.   | Jax. | LB J.Schobert | 12    | 1.0   | 1    | 2  |
| Nov. 14, 2019 vs. Pit. | Cle. | LB J.Schobert | 10    | 1.0   | 2    | 4  |
| Nov. 10, 2019 vs. Mia. | Ind. | LB S.Leonard  | 13    | 1.0   | 1    | 2  |
| Dec. 2, 2018 vs. S.F.  | Sea. | LB B.Wagner   | 12    | 1.0   | 1    | 2  |
| Dec. 11, 2016 vs. NYJ  | S.F. | S J.Ward      | 10    | 1.0   | 1    | 3  |

## HENLEY GETS DOUBLE DIGITS

**Daiyan Henley** notched his first 10-tackle game of the 2025 season in the Week 2 victory over Las Vegas. Coupled with his nine double-digit tackle performances from last season, the Week 2 performance marked his 10th game of 10-plus tackles since the start of 2024, tied for the sixth-most in the NFL in that span.

### MOST GAMES WITH 10-PLUS TACKLES, NFL, SINCE 2024

| Rank | Team      | Player             | Games |
|------|-----------|--------------------|-------|
| 1.   | Bal.      | LB Roquan Smith    | 15    |
| 2.   | N.O.      | LB Demario Davis   | 13    |
| 3.   | L.V./N.E. | LB Robert Spillane | 12    |
|      | NYJ       | LB Jamien Sherwood | 12    |
| 5.   | Ind.      | LB Zaire Franklin  | 11    |
| 6.   | LAC       | LB Daiyan Henley   | 10    |
|      | Atl.      | LB Kaden Ellis     | 10    |
|      | Mia.      | LB Jordyn Brooks   | 10    |
|      | Min.      | LB Blake Cashman   | 10    |
|      | Phi.      | LB Zack Baun       | 10    |
| 11.  | —         | Four Other Players | 9     |

### MOST GAMES WITH 10-PLUS TACKLES, NFL, 2024

| Rank | Team | Player             | Games |
|------|------|--------------------|-------|
| 1.   | LAC  | LB Daiyan Henley   | 9     |
|      | Bal. | LB Roquan Smith    | 9     |
|      | Atl. | LB Kaden Ellis     | 9     |
| 4.   | Ind. | LB Zaire Franklin  | 8     |
|      | Ind. | LB E.J. Speed      | 8     |
|      | L.V. | LB Robert Spillane | 8     |
|      | Phi. | LB Zack Baun       | 8     |

Six of Henley's 10-tackle performances in 2024 were in consecutive games, the longest such streak in the NFL that season and setting the longest streak by a Charger since the turn of the century.

### CONSECUTIVE GAMES WITH 10-PLUS TACKLES, NFL, 2024

| Rk. | Team | Player             | Consec. Games (Dates)            |
|-----|------|--------------------|----------------------------------|
| 1.  | LAC  | LB Daiyan Henley   | 6 (Oct. 27, 2024-Dec. 1, 2024)   |
| 2.  | L.V. | LB Robert Spillane | 5 (Sept. 8, 2024-Oct. 6, 2024)   |
| 3.  | Atl. | LB Kaden Elliss    | 4 (Oct. 20, 2024-Nov. 10, 2024)  |
|     | Buf. | LB Dorian Williams | 4 (Sept. 12, 2024-Oct. 6, 2024)  |
|     | Ind. | LB E.J. Speed      | 4 (Sept. 8, 2024-Sept. 29, 2024) |
|     | Phi. | LB Nakobe Dean     | 4 (Dec. 10, 2024-Present)        |

### CONSECUTIVE GAMES WITH 10-PLUS TACKLES, CHARGERS, SINCE 2000

| Rk. | Player            | Dates                        | Consec. Games |
|-----|-------------------|------------------------------|---------------|
| 1.  | LB Daiyan Henley  | Oct. 27, 2024-Dec. 1, 2024   | 6             |
| 2.  | LB Donnie Edwards | Nov. 16, 2003-Dec. 7, 2003   | 4             |
| 3.  | LB Drue Tranquill | Dec. 18, 2022-Jan. 1, 2023   | 3             |
|     | LB Kyzir White    | Nov. 28, 2021-Dec. 12, 2021  | 3             |
|     | LB Kyzir White    | Sept. 27, 2020-Oct. 12, 2020 | 3             |
|     | —                 | Eight Other Streaks          | 3             |

# DAIYAN HENLEY

## DAIYAN AN ELITE DEFENDER

In a breakout campaign, Henley finished tied for No. 11 in the NFL with his team-high 142 tackles. His versatility against the run and pass was on display, as Henley was the **only NFL player in 2024 to record at least 120 tackles and more than seven passes defended**. Henley's 142 tackles were the seventh-most by a Charger in a single season since the turn of the century.

| TACKLES, NFL, 2024 |            |                         |            |
|--------------------|------------|-------------------------|------------|
| Rank               | Team       | Player                  | Tackles    |
| 1.                 | Ind.       | LB Zaire Franklin       | 173        |
| 2.                 | Ari.       | S Budda Baker           | 164        |
| 3.                 | L.V.       | LB Robert Spillane      | 158        |
| 4.                 | Bal.       | LB Roquan Smith         | 154        |
|                    | NYJ        | LB Jamien Sherwood      | 154        |
| 6.                 | Atl.       | ILB Kaden Ellis         | 150        |
|                    | Phi.       | LB Zach Baun            | 150        |
| 8.                 | Ind.       | S Nick Cross            | 145        |
| 9.                 | Cin.       | LB Germaine Pratt       | 143        |
|                    | Mia.       | LB Jordyn Brooks        | 143        |
| <b>11.</b>         | <b>LAC</b> | <b>LB Daiyan Henley</b> | <b>142</b> |
|                    | Ind.       | LB E.J. Speed           | 142        |

## PLAYERS WITH 135 TACKLES AND FIVE PASSES DEFENSED, NFL, 2024

| Rank       | Team       | Player                  | Passes Def. | Tackles    |
|------------|------------|-------------------------|-------------|------------|
| 1.         | Ind.       | LB Zaire Franklin       | 6           | 173        |
| 2.         | Ari.       | S Budda Baker           | 5           | 164        |
| 3.         | L.V.       | LB Robert Spillane      | 7           | 158        |
| 4.         | Ind.       | S Nick Cross            | 5           | 145        |
| 5.         | Cin.       | LB Germaine Pratt       | 6           | 143        |
|            | Mia.       | LB Jordyn Brooks        | 6           | 143        |
| <b>11.</b> | <b>LAC</b> | <b>LB Daiyan Henley</b> | <b>8</b>    | <b>142</b> |
|            | Ind.       | LB E.J. Speed           | 5           | 142        |
| 9.         | N.O.       | LB Demario Davis        | 7           | 136        |

## TACKLES, SINGLE SEASON, CHARGERS, SINCE 2000

| Rank      | Season      | Player                  | Tackles    |
|-----------|-------------|-------------------------|------------|
| 1.        | 2003        | LB Donnie Edwards       | 162        |
| 2.        | 2005        | LB Donnie Edwards       | 154        |
| 3.        | 2004        | LB Donnie Edwards       | 152        |
| 4.        | 2022        | LB Drue Tranquill       | 144        |
|           | 2021        | LB Kyzir White          | 144        |
| 6.        | 2006        | LB Donnie Edwards       | 143        |
| <b>7.</b> | <b>2024</b> | <b>LB Daiyan Henley</b> | <b>142</b> |
| 8.        | 2002        | LB Donnie Edwards       | 129        |



## HENLEY MAKES AN IMPACT

In the team's Week 10 win in 2024, **Daiyan Henley** led the defense with 14 tackles and recorded the first sack of his career. He also added a tackle on special teams. Henley's performance was the 10th in the NFL since the beginning of the 2020 season with at least 10 tackles, a sack and a special teams tackle in a single game.

## PLAYERS WITH 10 TACKLES, A SACK AND A SPECIAL TEAMS TACKLE, SINGLE GAME, NFL, SINCE 2020

| Game                          | Tm.        | Player             | Tkls.     | Scks.      | ST Tkl.  |
|-------------------------------|------------|--------------------|-----------|------------|----------|
| Dec. 1, 2025 at N.E.          | NYG        | LB Z.Barnes        | 11        | 0.5        | 1        |
| Nov. 16, 2025 vs. Car.        | Atl.       | LB R.Harrison      | 10        | 1.0        | 1        |
| Jan. 5, 2025 at Dal.          | Was.       | S J.Chinn          | 12        | 1.0        | 1        |
| Dec. 15, 2024 vs. Bal.        | NYG        | S D.Belton         | 14        | 1.0        | 1        |
| <b>Nov. 10, 2024 vs. Ten.</b> | <b>LAC</b> | <b>LB D.Henley</b> | <b>14</b> | <b>1.0</b> | <b>1</b> |
| Nov. 20, 2022 vs. LAR         | N.O.       | LB K.Elliss        | 11        | 1.5        | 1        |
| Sept. 11, 2022 vs. Phi.       | Det.       | S T.Walker         | 11        | 1.0        | 2        |
| Dec. 5, 2021 vs. Ind.         | Hou.       | LB K.Grugier-Hill  | 19        | 1.0        | 1        |
| Jan. 3, 2021 vs. Min.         | Det.       | S T.Walker         | 11        | 1.0        | 2        |
| Jan. 3, 2021 at Den.          | L.V.       | LB N.Morrow        | 10        | 1.0        | 1        |
| Dec. 13, 2020 vs. Min.        | T.B.       | S A.Winfield       | 11        | 1.0        | 1        |
| Nov. 22, 2020 at Cle.         | Phi.       | LB A.Singleton     | 11        | 1.0        | 1        |
| Nov. 1, 2020 vs. Dal.         | Phi.       | LB T.Edwards       | 12        | 1.0        | 1        |
| Oct. 11, 2020 vs. Was.        | LAR        | LB T.Reeder        | 10        | 3.0        | 1        |

# TULI TUIPULOTU

## TULI SETS CAREER HIGH



**Tuli Tuipulotu** put forth a career performance in Week 4, setting career highs in total tackles (nine), solo stops (six), sacks (four), QB hits (five) and tackles for loss (five), while adding a forced fumble. His four sacks tied for the third-most sacks in a single game in franchise history. Tuipulotu became the eighth player since 2010 to have three sacks, five tackles for loss and five pressures in a single game.

### SACKS, SINGLE GAME, CHARGERS, SINCE 1982

| Rank | Game                   | Player             | Sacks |
|------|------------------------|--------------------|-------|
| 1.   | Oct. 1, 2023 vs. L.V.  | OLB Khalil Mack    | 6.0   |
| 2.   | Nov. 16, 1986 vs. Dal. | DE Leslie O'Neal   | 5.0   |
| 3.   | Sept. 28, 2025 at NYG  | OLB Tuli Tuipulotu | 4.0   |
|      | Dec. 18, 2011 vs. Bal. | OLB Antwan Barnes  | 4.0   |
|      | Oct. 3, 2010 vs. Ari.  | LB Shaun Phillips  | 4.0   |
|      | Oct. 22, 1995 at Sea.  | DE Leslie O'Neal   | 4.0   |
|      | Dec. 6, 1992 at Phx.*  | DE Leslie O'Neal   | 4.0   |
|      | Dec. 22, 1991 vs. Den. | DE Leslie O'Neal   | 4.0   |

\*Phoenix Cardinals

### PLAYERS WITH THREE SACKS, FIVE TACKLES FOR LOSS AND FIVE PRESSURES, SINGLE GAME, NFL, SINCE 2010

| Game                   | Tm.  | Player          | Scks. | TFL | Pres. |
|------------------------|------|-----------------|-------|-----|-------|
| Nov. 16, 2025 vs. Bal. | Cle. | DE M.Garrett    | 4.0   | 5   | 7     |
| Oct. 26, 2025 at N.E.  | Cle. | DE M.Garrett    | 5.0   | 5   | 5     |
| Sept. 28, 2025 at NYG  | LAC  | OLB T.Tuipulotu | 4.0   | 5   | 8     |
| Oct. 1, 2023 vs. L.V.  | LAC  | OLB K.Mack      | 6.0   | 5   | 6     |
| Nov. 29, 2020 at Buf.  | LAC  | OLB J.Bosa      | 3.0   | 6   | 5     |
| Dec. 23, 2019 at Min.  | G.B. | LB Z.Smith      | 3.5   | 5   | 6     |
| Oct. 21, 2018 at S.F.  | LAR  | DT A.Donald     | 4.0   | 6   | 5     |
| Dec. 13, 2015 at Den.  | Oak. | DE K.Mack       | 5.0   | 5   | 9     |
| Dec. 16, 2012 vs. Ind. | Hou. | DE J.Watt       | 3.0   | 6   | 6     |
| Nov. 27, 2011 at Jax.  | Hou. | OLB C.Barwin    | 4.0   | 5   | 11    |
| Oct. 30, 2011 at Phi.  | Dal. | LB D.Ware       | 4.0   | 5   | 5     |

## A LEAGUE LEADER

In 2025, **Tuli Tuipulotu** is among the NFL's most productive pass rushers. His 10.0 sacks are tied for the eighth-most in the NFL, while he ranks No. 4 among all players with 16 tackles for loss.

### SACKS, NFL, 2025

| Rank | Team | Player               | Sacks |
|------|------|----------------------|-------|
| 1.   | Cle. | DE Myles Garrett     | 19.0  |
| 2.   | NYG  | OLB Brian Burns      | 13.0  |
| 3.   | G.B. | LB Micah Parsons     | 12.5  |
| 4.   | Ari. | LB Josh Sweat        | 11.0  |
|      | Hou. | DE Danielle Hunter   | 11.0  |
| 6.   | Den. | OLB Nik Bonitto      | 10.0  |
|      | Hou. | DE Will Anderson Jr. | 10.5  |
| 8.   | LAC  | OLB Tuli Tuipulotu   | 10.0  |
|      | LAR  | OLB Byron Young      | 10.0  |
| 10.  | Det. | DE Aidan Hutchinson  | 8.5   |

### TACKLES FOR LOSS, NFL, 2025

| Rank | Team | Player               | Tackles for Loss |
|------|------|----------------------|------------------|
| 1.   | Cle. | DE Myles Garrett     | 28               |
| 2.   | L.V. | DE Maxx Crosby       | 23               |
| 3.   | NYG  | OLB Brian Burns      | 18               |
| 4.   | LAC  | OLB Tuli Tuipulotu   | 16               |
| 5.   | Hou. | DE Will Anderson Jr. | 15               |
| 6.   | Min. | LB Eric Wilson       | 14               |
| 7.   | Ari. | LB Josh Sweat        | 12               |
|      | G.B. | LB Micah Parsons     | 12               |
|      | Pit. | LB Nick Herbig       | 12               |
| 10.  | Chi. | OLB Montez Sweat     | 11               |
|      | Hou. | DE Danielle Hunter   | 11               |

## TULI KEEPS UP THE PRESSURE

**Tuli Tuipulotu** continued his stellar season with a dominant performance in the Week 13 victory over Las Vegas. He became the only player in 2025 to have multiple sacks, four tackles for loss and a pass breakup in the same game. It's the sixth such performance in the NFL since he entered the professional ranks in 2023.

In addition to the defensive performance, Tuipulotu added a tackle on special teams, becoming the second player in the last 15 years to have multiple sacks, four tackles for loss, a pass breakup and a special teams tackle in the same game.

### PLAYERS WITH MULTIPLE SACKS, FOUR TACKLES FOR LOSS AND A PASS DEFENSED, SINGLE GAME, NFL, SINCE 2023

| Game                   | Tm.  | Player           | Scks. | TFL | PD |
|------------------------|------|------------------|-------|-----|----|
| Nov. 30, 2025 vs. L.V. | LAC  | OLB T.Tuipulotu  | 2.0   | 2   | 1  |
| Nov. 3, 2024 vs. L.V.  | Cin. | DE T.Hendrickson | 4.0   | 4   | 1  |
| Oct. 20, 2024 vs. Hou. | G.B. | LB E.Wilson      | 2.0   | 4   | 1  |
| Oct. 13, 2024 at N.E.  | Hou. | DE W.Anderson    | 3.0   | 4   | 1  |
| Sept. 15, 2024 at Bal. | L.V. | DE M.Crosby      | 2.0   | 4   | 1  |
| Oct. 1, 2023 vs. L.V.  | LAC  | OLB K.Mack       | 6.0   | 5   | 1  |



# TULI TUIPULOTU

## REMEMBER, REMEMBER TULI IN NOVEMBER

**Tuli Tuipulotu** has been one of the NFL's most disruptive pass rushers during the month of November over the last two years. This season, he recorded four sacks during the month, giving him a total of 10.0 sacks over the last two Novembers, tying for the fourth-most in the NFL.

### SACKS LEADERS, NOVEMBER, NFL, SINCE 2024

| Rank | Team/s    | Player               | Sacks |
|------|-----------|----------------------|-------|
| 1.   | Cle.      | DE Myles Garrett     | 15.0  |
| 2.   | Hou.      | DE Danielle Hunter   | 12.0  |
| 3.   | Dal./G.B. | LB Micah Parsons     | 11.5  |
| 4.   | LAC       | OLB Tuli Tuipulotu   | 10.0  |
|      | Phi./Ari. | LB Josh Sweat        | 10.0  |
| 6.   | Hou.      | DE Will Anderson Jr. | 7.5   |
|      | Jax.      | DE Josh Hines-Allen  | 7.5   |

The former Pac-12 Defensive Player of the Year led the NFL in November 2024 with six sacks and 10 quarterback hits. With six tackles for loss during the month, Tuipulotu was just the fifth player in the last 10 seasons to have five sacks, 10 quarterback hits and five tackles for loss during a single November.

### SACKS LEADERS, NOVEMBER, NFL, 2024

| Rank | Team | Player             | Sacks |
|------|------|--------------------|-------|
| 1.   | LAC  | OLB Tuli Tuipulotu | 6.0   |
|      | Cle. | DE Myles Garrett   | 6.0   |
| 3.   | Dal. | LB Micah Parsons   | 5.5   |
| 4.   | Hou. | DE Danielle Hunter | 5.0   |
|      | LAR  | DE Braden Fiske    | 5.0   |

### QUARTERBACK HITS LEADERS, NOVEMBER, NFL, 2024

| Rank | Team | Player              | QB Hits |
|------|------|---------------------|---------|
| 1.   | LAC  | OLB Tuli Tuipulotu  | 10      |
| 2.   | Bal. | OLB Oafe Oweh       | 9       |
|      | Cin. | DE Trey Hendrickson | 9       |
|      | Dal. | DT Osa Odighizuwa   | 9       |
|      | Dal. | LB Micah Parsons    | 9       |
| 6.   | —    | Three Other Players | 8       |

### PLAYERS WITH FIVE SACKS, 10 QUARTERBACK HITS AND FIVE TACKLES FOR LOSS, SINGLE NOVEMBER, NFL, SINCE 2015

| Month     | Team | Player             | Sks | QB Hits | TFLs |
|-----------|------|--------------------|-----|---------|------|
| Nov. 2024 | LAC  | OLB Tuli Tuipulotu | 6.0 | 10      | 6    |
| Nov. 2021 | Dal. | LB Micah Parsons   | 6.5 | 12      | 8    |
| Nov. 2020 | N.O. | DE Cameron Jordan  | 5.0 | 10      | 6    |
| Nov. 2019 | NYJ  | S Jamal Adams      | 6.5 | 10      | 5    |
| Nov. 2015 | Hou. | DE J.J. Watt       | 7.5 | 26      | 9    |

## TULI'S STREAK OF MULTI-SACK GAMES



In three-straight games during the team's four-game winning streak in November 2024, **Tuli Tuipulotu** recorded multiple sacks. He was the second NFL player this season and fourth Charger since sacks became an official statistic in 1982 to have three-straight games with multiple sacks. Tuipulotu was just the eighth player to have a three-game multi-sack streak within the first two seasons of a career since sacks became an official stat in 1982.

### CONSECUTIVE MULTI-SACK GAMES, CHARGERS, SINCE 1982

| Rk. | Player             | Dates                       | Consec. Games |
|-----|--------------------|-----------------------------|---------------|
| 1.  | OLB Tuli Tuipulotu | Nov. 3, 2024-Nov. 17, 2024  | 3             |
|     | OLB Khalil Mack    | Nov. 19, 2023-Dec. 3, 2023  | 3             |
|     | OLB Joey Bosa      | Oct. 20, 2019-Nov. 3, 2019  | 3             |
|     | LB Shawne Merriman | Oct. 29, 2006-Dec. 10, 2006 | 3             |

### CONSECUTIVE MULTI-SACK GAMES, NFL, 2024

| Rk. | Team | Player             | Consec. Games (Dates)             |
|-----|------|--------------------|-----------------------------------|
| 1.  | LAC  | OLB Tuli Tuipulotu | 3 (Nov. 3, 2024-Nov. 17, 2024)    |
|     | Bal. | OLB Kyle Van Noy   | 3 (Sept. 15, 2024-Sept. 29, 2024) |

## TULI IMPACTS TWO PHASES

In the team's Week 9 victory in 2024, **Tuli Tuipulotu** recorded 2.5 sacks on defense and a pair of special teams tackles, becoming the first NFL player since 2020 and fifth since 2015 to have multiple sacks and multiple special teams tackles in the same game.

### PLAYERS WITH MULTIPLE SACKS AND MULTIPLE SPECIAL TEAMS TACKLES, SINGLE GAME, NFL, SINCE 2015

| Game                   | Tm.  | Player               | Scks. | ST Tkl. |
|------------------------|------|----------------------|-------|---------|
| Nov. 2, 2025 at Det.   | Min. | LB Eric Wilson       | 2.0   | 2       |
| Nov. 3, 2024 at Cle.   | LAC  | OLB Tuli Tuipulotu   | 2.5   | 2       |
| Dec. 20, 2020 vs. Phi. | Ari. | LB Dennis Gardeck    | 2.0   | 2       |
| Oct. 15, 2017 vs. Chi. | Bal. | LB Matthew Judon     | 2.0   | 2       |
| Dec. 18, 2016 vs. Cle. | Buf. | LB Lorenzo Alexander | 1.5   | 3       |
| Dec. 6, 2015 at Oak.   | K.C. | LB Frank Zombo       | 2.0   | 3       |

# CAMERON DICKER

## PINPOINT ACCURACY

**Cameron Dicker** has made 117-of-125 career field goal attempts. His field goal percentage of 93.6 is the best in NFL history by a player with at least 100 attempts.

### FIELD GOAL PCT., MIN. 100 ATTEMPTS, NFL HISTORY

| Rank | Team/s      | Player            | Field Goal Pct. (Made-Att.) |
|------|-------------|-------------------|-----------------------------|
| 1.   | Phi./LAC    | K Cameron Dicker  | 93.6 (116-124)              |
| 2.   | Dal.        | K Brandon Aubrey  | 89.9 (98-109)               |
| 3.   | Four Teams* | K Eddy Pineiro    | 89.9 (133-148)              |
| 4.   | Bal.        | K Justin Tucker   | 89.1 (417-468)              |
| 5.   | K.C.        | K Harrison Butker | 88.5 (239-270)              |

\*Bears, Jets, Panthers, 49ers

## DICKER KICKS CONSISTENTLY

**Cameron Dicker** has made 97 of his 99 career field goal attempts from less than 50 yards out. His 98.0 percentage on field goals from less than 50 yards is the best by any NFL kicker in at least the last 30 seasons (min. 50 attempts of less than 50 yards).

### FIELD GOAL PCT., LESS THAN 50-YARD ATTEMPTS, MIN. 50 ATTEMPTS, NFL, SINCE 1991

| Rk. | Team/s       | Player            | Field Goal Pct. (Made-Att.) |
|-----|--------------|-------------------|-----------------------------|
| 1.  | Phi./LAC     | K Cameron Dicker  | 98.0 (97-99)                |
| 2.  | Bal.         | K Justin Tucker   | 94.9 (353-372)              |
| 3.  | K.C.         | K Harrison Butker | 93.6 (206-220)              |
| 4.  | Eight Teams* | K Matthew Wright  | 93.0 (53-57)                |
| 5.  | Five Teams^  | K Matt Gay        | 92.6 (150-162)              |

\*Steelers, Jaguars, Chiefs, Panthers, 49ers, Titans, Commanders, Texans

^Buccaneers, Rams, Colts, Commanders, 49ers

## DICKER'S KICKS BY VENUE & SURFACE

### REGULAR-SEASON KICKING BY VENUE

| Stadium*                                  | GP        | FGM        | FGA        | Pct.        | 1-19       | 20-29        | 30-39        | 40-49        | 50+          | Lg        | XPM        | XPA        | Pts        |
|---|-----------|------------|------------|-------------|------------|--------------|--------------|--------------|--------------|-----------|------------|------------|------------|
| Acrisure Stadium . . . . .                | 1         | 1          | 1          | 100.0       | 0-0        | 1-1          | 0-0          | 0-0          | 0-0          | 28        | 1          | 1          | 4          |
| Allegiant Stadium . . . . .               | 4         | 8          | 10         | 80.0        | 0-0        | 2-2          | 5-5          | 1-1          | 0-2          | 49        | 9          | 9          | 33         |
| Bank of America Stadium . . . . .         | 1         | 2          | 2          | 100.0       | 0-0        | 0-0          | 0-0          | 2-2          | 0-0          | 46        | 2          | 3          | 8          |
| Corinthians Arena . . . . .               | 1         | 2          | 2          | 100.0       | 0-0        | 0-0          | 2-2          | 0-0          | 0-0          | 39        | 3          | 3          | 9          |
| Empower Field at Mile High . . . . .      | 3         | 8          | 9          | 88.9        | 0-0        | 1-1          | 3-3          | 2-2          | 2-3          | 52        | 4          | 4          | 28         |
| EverBank Stadium . . . . .                | 1         | 2          | 2          | 100.0       | 0-0        | 0-0          | 0-0          | 2-2          | 0-0          | 46        | 0          | 0          | 6          |
| GEHA Field at Arrowhead Stadium . . . . . | 2         | 2          | 2          | 100.0       | 0-0        | 0-0          | 1-1          | 0-0          | 1-1          | 55        | 4          | 4          | 10         |
| Gillette Stadium . . . . .                | 2         | 6          | 6          | 100.0       | 0-0        | 1-1          | 4-4          | 1-1          | 0-0          | 41        | 4          | 4          | 22         |
| Hard Rock Stadium . . . . .               | 1         | 5          | 5          | 100.0       | 0-0        | 1-1          | 4-4          | 0-0          | 0-0          | 35        | 2          | 2          | 17         |
| Huntington Bank Field . . . . .           | 1         | 0          | 1          | 0.0         | 0-0        | 0-0          | 0-0          | 0-1          | 0-0          | —         | 3          | 4          | 3          |
| Lambeau Field . . . . .                   | 1         | 2          | 2          | 100.0       | 0-0        | 2-2          | 0-0          | 0-0          | 0-0          | 26        | 2          | 2          | 8          |
| Levi's Stadium . . . . .                  | 1         | 3          | 3          | 100.0       | 0-0        | 1-1          | 0-0          | 2-2          | 0-0          | 47        | 1          | 1          | 10         |
| Lucas Oil Stadium . . . . .               | 1         | 2          | 2          | 100.0       | 0-0        | 2-2          | 0-0          | 0-0          | 0-0          | 24        | 2          | 2          | 8          |
| Mercedes-Benz Stadium . . . . .           | 2         | 5          | 5          | 100.0       | 0-0        | 0-0          | 3-3          | 1-1          | 1-1          | 51        | 2          | 2          | 17         |
| MetLife Stadium . . . . .                 | 2         | 3          | 3          | 100.0       | 0-0        | 0-0          | 1-1          | 1-1          | 1-1          | 55        | 4          | 4          | 13         |
| Nissan Stadium . . . . .                  | 2         | 5          | 5          | 100.0       | 0-0        | 2-2          | 2-2          | 0-0          | 1-1          | 52        | 4          | 4          | 19         |
| SoFi Stadium . . . . .                    | 27        | 53         | 56         | 94.6        | 1-1        | 11-11        | 9-9          | 20-21        | 12-14        | 59        | 64         | 65         | 223        |
| State Farm Stadium . . . . .              | 3         | 8          | 8          | 100.0       | 0-0        | 3-3          | 0-0          | 3-3          | 2-2          | 59        | 4          | 4          | 13         |
| U.S. Bank Stadium . . . . .               | 1         | 0          | 1          | 0.0         | 0-0        | 0-0          | 0-0          | 0-0          | 0-1          | —         | 4          | 4          | 4          |
| <b>Totals . . . . .</b>                   | <b>57</b> | <b>117</b> | <b>125</b> | <b>93.6</b> | <b>1-1</b> | <b>27-27</b> | <b>34-34</b> | <b>35-37</b> | <b>20-26</b> | <b>59</b> | <b>119</b> | <b>122</b> | <b>470</b> |
| Artificial Surfaces . . . . .             | 38        | 76         | 80         | 95.0        | 1-1        | 16-16        | 19-19        | 25-26        | 15-18        | 59        | 86         | 88         | 314        |
| Grass Surfaces . . . . .                  | 19        | 41         | 45         | 91.1        | 0-0        | 11-11        | 15-15        | 10-11        | 5-8          | 59        | 33         | 34         | 156        |

### POSTSEASON KICKING BY VENUE

| Stadium*                      | GP       | FGM      | FGA      | Pct.        | 1-19       | 20-29      | 30-39      | 40-49      | 50+        | Lg        | XPM      | XPA      | Pts       |
|-------------------------------|----------|----------|----------|-------------|------------|------------|------------|------------|------------|-----------|----------|----------|-----------|
| EverBank Stadium . . . . .    | 1        | 3        | 4        | 75.0        | 0-0        | 2-2        | 0-0        | 0-1        | 1-1        | 50        | 3        | 3        | 12        |
| NRG Stadium . . . . .         | 1        | 2        | 2        | 100.0       | 0-0        | 0-0        | 2-2        | 0-0        | 0-0        | 39        | 0        | 1        | 6         |
| <b>Totals . . . . .</b>       | <b>2</b> | <b>5</b> | <b>6</b> | <b>83.3</b> | <b>0-0</b> | <b>2-2</b> | <b>2-2</b> | <b>0-1</b> | <b>1-1</b> | <b>50</b> | <b>3</b> | <b>3</b> | <b>18</b> |
| Artificial Surfaces . . . . . | 1        | 2        | 2        | 100.0       | 0-0        | 0-0        | 2-2        | 0-0        | 0-0        | 39        | 0        | 1        | 6         |
| Grass Surfaces . . . . .      | 1        | 3        | 4        | 75.0        | 0-0        | 2-2        | 0-0        | 0-1        | 1-1        | 50        | 3        | 3        | 12        |

\*Current or most recent name of venue when operational

# CAMERON DICKER

## CLUTCH IN CRUNCH TIME

In the Week 6 win at Miami, **Cameron Dicker** tied a single-game career high with five made field goals, totaling a career-best 17 points on the day. The final of his five made field goals put the Bolts in front with nine seconds remaining. It marked the fourth game-winning field goal of his career with less than 10 seconds remaining in the fourth quarter or overtime, tying for the most in the NFL since he came into the league in 2022.

### GAME-WINNING FIELD GOALS, FOURTH QUARTER OR OVERTIME, LESS THAN 10 SECONDS REMAINING, NFL, SINCE 2022

| Rank | Team/s    | Player              | Game-Winning FG |
|------|-----------|---------------------|-----------------|
| 1.   | Phi./LAC  | K Cameron Dicker    | 4               |
|      | Atl.      | K Younghoe Koo      | 4               |
|      | Car./S.F. | K Eddy Pineiro      | 4               |
|      | N.O./Den. | K Wil Lutz          | 4               |
| 5.   | —         | Three Other Players | 3               |

## IN THE RECORD BOOKS

**Cameron Dicker** eclipsed 100 career attempts with the Chargers, becoming eligible for the team record books. While with the Bolts, he has made 115-of-123 field goals, good for a team-record 93.5 field goal percentage.

### FIELD GOAL PCT., MIN. 100 ATTEMPTS, CHARGERS HISTORY

| Rank | Seasons      | Player           | Field Goal Pct. (Made-Att.) |
|------|--------------|------------------|-----------------------------|
| 1.   | 2022-Present | K Cameron Dicker | 93.5 (115-123)              |
| 2.   | 2004-12      | K Nate Kaeding   | 87.0 (113-180)              |
| 3.   | 2011-14, '17 | K Nick Novak     | 84.6 (67-110)               |
| 4.   | 1990-2000    | K John Carney    | 81.6 (160-261)              |

Dicker made a career-best 39 field goals in 2024, setting a single-season franchise record. Dicker's 150 points scored this season were the most in a single season by a kicker in team history, trailing only Hall of Fame RB LaDainian Tomlinson's all-time 2006 season in which he set an NFL record with 186 points.

### MADE FIELD GOALS, SINGLE SEASON, CHARGERS HISTORY

| Rank | Season | Player           | Made Field Goals |
|------|--------|------------------|------------------|
| 1.   | 2024   | K Cameron Dicker | 39               |
| 2.   | 2013   | K Nick Novak     | 34               |
|      | 1994   | K John Carney    | 34               |
| 4.   | 2009   | K Nate Kaeding   | 32               |
| 5.   | 2023   | K Cameron Dicker | 31               |
|      | 1999   | K John Carney    | 31               |
|      | 1993   | K John Carney    | 31               |

### MOST POINTS SCORED, KICKERS, SINGLE SEASON, CHARGERS HISTORY

| Rank | Season | Player           | Points Scored |
|------|--------|------------------|---------------|
| 1.   | 2024   | K Cameron Dicker | 150           |
| 2.   | 2009   | K Nate Kaeding   | 146           |
| 3.   | 2013   | K Nick Novak     | 144           |
| 4.   | 2006   | K Nate Kaeding   | 136           |
|      | 1994   | K John Carney    | 135           |



## DICKER MAKES HISTORY

One season after making NFL history, **Cameron Dicker** tied his career long and franchise record with a 59-yard field goal in the Week 10 win over Pittsburgh on *Sunday Night Football*. He made a 56-yader in Week 13 and now has seven made field goals of 55-plus yards, accounting for seven of the 10 longest made field goals in franchise history.

Dicker's 2024 season saw him make history in the Week 16 home victory over Denver on *Thursday Night Football*. At the end of the first half, Dicker attempted a fair catch free kick field goal after a fair catch on the previous play and drilled the 57-yard attempt.

The kick is believed to be the longest fair catch free kick field goal in NFL history and first make since K Ray Wersching, who made a 45-yard attempt for the Bolts in 1976. The last confirmed fair catch free kick field goal attempt was in 2019.

### LONGEST MADE FIELD GOAL, CHARGERS HISTORY

| Rank | Game                   | Player            | Distance  |
|------|------------------------|-------------------|-----------|
| 1.   | Nov. 9, 2025 vs. Pit.  | K Cameron Dicker  | 59 yards  |
|      | Oct. 21, 2024 at Ari.  | K Cameron Dicker  | 59 yards  |
|      | Dec. 9, 2018 vs. Cin.  | K Michael Badgley | 59 yards  |
| 3.   | Dec. 19, 2024 vs. Den. | K Cameron Dicker  | 57 yards* |
|      | Dec. 21, 2008 at T.B.  | K Nate Kaeding    | 57 yards  |
| 5.   | Nov. 30, 2025 vs. L.V. | K Cameron Dicker  | 56 yards  |
| 6.   | Oct. 5, 2025 vs. Was.  | K Cameron Dicker  | 55 yards  |
|      | Nov. 6, 2023 at NYJ    | K Cameron Dicker  | 55 yards  |
|      | Oct. 22, 2023 at K.C.  | K Cameron Dicker  | 55 yards  |
|      | Nov. 29, 2009 vs. K.C. | K Nate Kaeding    | 55 yards  |

\*Fair Catch Free Kick Field Goal

## OTHER PLAYER NOTES

### JOHNSTON HAULS IN SCORES

**WR Quentin Johnston** ranks tied for fifth in the NFL and the most in the AFC with seven touchdown grabs in 2025. Last season, he scored a career-high eight receiving touchdowns. Johnston's 15 touchdowns since the start of the 2024 season are tied for No. 6 in the NFL over that span.

#### RECEIVING TOUCHDOWNS, NFL, 2025

| Rank | Team | Player                     | Receiving Touchdowns |
|------|------|----------------------------|----------------------|
| 1.   | LAR  | WR Davante Adams           | 14                   |
| 2.   | Det. | WR Amon-Ra St. Brown       | 9                    |
| 3.   | Ari. | TE Trey McBride            | 8                    |
|      | Dal. | WR George Pickens          | 8                    |
| 5.   | LAC  | <b>WR Quentin Johnston</b> | <b>7</b>             |
|      | Cin. | WR Tee Higgins             | 7                    |
|      | Dal. | TE Jake Ferguson           | 7                    |
|      | Ind. | WR Michael Pittman Jr.     | 7                    |
|      | Phi. | TE Dallas Goedert          | 7                    |
|      | Sea. | WR Jaxon Smith-Njigba      | 7                    |
| 11.  | —    | Six Other Players          | 6                    |

#### RECEIVING TOUCHDOWNS, NFL, SINCE 2024

| Rank | Team/s       | Player                     | Receiving Touchdowns |
|------|--------------|----------------------------|----------------------|
| 1.   | Cin.         | WR Ja'Marr Chase           | 22                   |
|      | L.V./NYJ/LAR | WR Davante Adams           | 22                   |
| 3.   | Det.         | WR Amon-Ra St. Brown       | 21                   |
| 4.   | Cin.         | WR Tee Higgins             | 17                   |
| 5.   | Bal.         | TE Mark Andrews            | 16                   |
| 6.   | LAC          | <b>WR Quentin Johnston</b> | <b>15</b>            |
|      | Atl.         | WR Drake London            | 15                   |
|      | Was.         | WR Terry McLaurin          | 15                   |
| 9.   | —            | Six Other Players          | 13                   |

### GADSDEN MAKES HIS MARK



In Week 7, rookie **TE Oronde Gadsden** set a career high with 164 receiving yards on seven grabs (23.4 avg.), also hauling in the first touchdown of his career. His 164 yards were the second-most by a rookie tight end since the 1970 NFL-AFL Merger. Gadsden's efforts were recognized by fans, as they voted him the Pepsi Zero Sugar Rookie of the Week for his performance.

#### MOST RECEIVING YARDS, ROOKIES TIGHT ENDS, SINGLE GAME, NFL, SINCE 1970

| Rk. | Team | Game                          | Player                   | Rec. Yds   |
|-----|------|-------------------------------|--------------------------|------------|
| 1   | NYG  | Oct. 13, 1985 at Cin.         | TE Mark Bavaro           | 176        |
| 2.  | LAC  | <b>Oct. 19, 2025 vs. Ind.</b> | <b>TE Oronde Gadsden</b> | <b>164</b> |
| 3.  | Atl. | Oct. 24, 2021 at Mia.         | TE Kyle Pitts            | 163        |
| 4.  | Jax. | Nov. 19, 1995 at T.B.         | TE Pete Mitchell         | 161        |
| 5.  | L.V. | Nov. 29, 2024 at K.C.         | TE Brock Bowers          | 140        |
|     | Det. | Dec. 3, 2023 at N.O.          | TE Sam LaPorta           | 140        |

Gadsden's 23.4-yard receiving average tied Hall of Fame TE Antonio Gates for the best single-game yards per reception by a rookie tight end (min. five receptions) since 1970.

#### RECEIVING AVERAGE, ROOKIES TIGHT ENDS, SINGLE GAME, MIN. FIVE RECEPTIONS, NFL, SINCE 1970

| Rk. | Team | Game                          | Player                   | Yds/Rec     |
|-----|------|-------------------------------|--------------------------|-------------|
| 1.  | LAC  | <b>Oct. 19, 2025 vs. Ind.</b> | <b>TE Oronde Gadsden</b> | <b>23.4</b> |
|     | S.D. | Dec. 14, 2003 vs. G.B.        | TE Antonio Gates         | 23.4        |
| 3.  | Atl. | Oct. 24, 2021 at Mia.         | TE Kyle Pitts            | 23.3        |
| 4.  | Det. | Sept. 8, 2019 at Ari.         | TE T.J. Hockenson        | 21.8        |
| 5.  | Oak. | Oct. 25, 1970 vs. Pit.        | TE Raymond Chester       | 21.4        |



# CAREER NUMBERS AGAINST EAGLES

## 13 KEENAN ALLEN WR

### REGULAR SEASON RECEIVING

| Date          | Opp.    | Res.       | GP/GS      | Rec.      | Yds        | Avg.        | Lg        | TD       |
|---------------|---------|------------|------------|-----------|------------|-------------|-----------|----------|
| 09/15/13      | at Phi. | W          | 1/0        | 2         | 34         | 17.0        | 18        | 0        |
| 10/01/17      | Phi.    | L          | 1/1        | 5         | 138        | 27.6        | 50        | 0        |
| 11/07/21      | at Phi. | W          | 1/1        | 12        | 104        | 8.7         | 18        | 0        |
| <b>Totals</b> |         | <b>2-1</b> | <b>3/2</b> | <b>19</b> | <b>276</b> | <b>14.5</b> | <b>50</b> | <b>0</b> |

## 83 TYLER CONKLIN TE

### REGULAR SEASON RECEIVING

| Date          | Opp.    | Res.       | GP/GS      | Rec.     | Yds       | Avg.       | Lg        | TD       |
|---------------|---------|------------|------------|----------|-----------|------------|-----------|----------|
| 10/07/18      | at Phi. | W          | 1/0        | 0        | 0         | —          | —         | 0        |
| 10/13/19      | Phi.    | W          | 1/0        | 0        | 0         | —          | —         | 0        |
| 10/15/23      | Phi.    | W          | 1/0        | 3        | 24        | 8.0        | 14        | 0        |
| <b>Totals</b> |         | <b>3-0</b> | <b>3/0</b> | <b>3</b> | <b>24</b> | <b>8.0</b> | <b>14</b> | <b>0</b> |

## 81 WILL DISSLY TE

### REGULAR SEASON RECEIVING

| Date          | Opp.    | Res.       | GP/GS      | Rec.     | Yds      | Avg.       | Lg       | TD       |
|---------------|---------|------------|------------|----------|----------|------------|----------|----------|
| 11/30/20      | at Phi. | W          | 1/1        | 0        | 0        | —          | —        | 0        |
| 12/18/23      | Phi.    | W          | 1/1        | 2        | 9        | 4.5        | 5        | 0        |
| <b>Totals</b> |         | <b>2-0</b> | <b>2/2</b> | <b>2</b> | <b>9</b> | <b>4.5</b> | <b>5</b> | <b>0</b> |

## 48 BUD DUPREE OLB

### REGULAR SEASON DEFENSE

| Date          | Opp.    | Res.       | GP/GS      | Tot      | Solo     | Asst     | Sks        | Yds      | TFL      | QBH      | INT      | Yds      | Lg       | TD       | PD       | FF       | FR       | Yds      |
|---------------|---------|------------|------------|----------|----------|----------|------------|----------|----------|----------|----------|----------|----------|----------|----------|----------|----------|----------|
| 10/11/20      | Phi.    | W          | 1/1        | 2        | 0        | 2        | 0.5        | 5        | 0        | 2        | 0        | 0        | —        | 0        | 0        | 0        | 0        | 0        |
| 12/04/22      | at Phi. | L          | 1/1        | 2        | 2        | 0        | 1.0        | 2        | 0        | 1        | 0        | 0        | —        | 0        | 0        | 1        | 0        | 0        |
| <b>Totals</b> |         | <b>1-1</b> | <b>2/2</b> | <b>4</b> | <b>2</b> | <b>2</b> | <b>1.5</b> | <b>7</b> | <b>0</b> | <b>3</b> | <b>0</b> | <b>0</b> | <b>—</b> | <b>0</b> | <b>0</b> | <b>1</b> | <b>0</b> | <b>0</b> |

## 43 TROY DYE LB

### REGULAR SEASON DEFENSE

| Date          | Opp.    | Res.       | GP/GS      | Tot      | Solo     | Asst     | Sks        | Yds      | TFL      | QBH      | INT      | Yds      | Lg       | TD       | PD       | FF       | FR       | Yds      |
|---------------|---------|------------|------------|----------|----------|----------|------------|----------|----------|----------|----------|----------|----------|----------|----------|----------|----------|----------|
| 09/19/22      | at Phi. | L          | 1/0        | 0        | 0        | 0        | 0.0        | 0        | 0        | 0        | 0        | 0        | —        | 0        | 0        | 0        | 0        | 0        |
| 09/14/23      | at Phi. | L          | 1/0        | 0        | 0        | 0        | 0.0        | 0        | 0        | 0        | 0        | 0        | —        | 0        | 0        | 1        | 0        | 0        |
| <b>Totals</b> |         | <b>0-2</b> | <b>2/0</b> | <b>0</b> | <b>0</b> | <b>0</b> | <b>0.0</b> | <b>0</b> | <b>0</b> | <b>0</b> | <b>0</b> | <b>0</b> | <b>—</b> | <b>0</b> | <b>0</b> | <b>1</b> | <b>0</b> | <b>0</b> |

## 91 DA'SHAWN HAND DT

### REGULAR SEASON DEFENSE

| Date          | Opp.    | Res.       | GP/GS      | Tot      | Solo     | Asst     | Sks        | Yds      | TFL      | QBH      | INT      | Yds      | Lg       | TD       | PD       | FF       | FR       | Yds      |
|---------------|---------|------------|------------|----------|----------|----------|------------|----------|----------|----------|----------|----------|----------|----------|----------|----------|----------|----------|
| 10/31/21      | Phi.    | L          | 1/0        | 0        | 0        | 0        | 0.0        | 0        | 0        | 0        | 0        | 0        | —        | 0        | 1        | 0        | 0        | 0        |
| 10/22/23      | at Phi. | L          | 1/0        | 0        | 0        | 0        | 0.0        | 0        | 0        | 0        | 0        | 0        | —        | 0        | 0        | 0        | 0        | 0        |
| <b>Totals</b> |         | <b>0-2</b> | <b>2/0</b> | <b>0</b> | <b>0</b> | <b>0</b> | <b>0.0</b> | <b>0</b> | <b>0</b> | <b>0</b> | <b>0</b> | <b>0</b> | <b>—</b> | <b>0</b> | <b>1</b> | <b>0</b> | <b>0</b> | <b>0</b> |

## 10 JUSTIN HERBERT QB

### REGULAR SEASON PASSING

| Date          | Opp.    | Res.       | GP/GS      | Cmp       | Att       | Pct.        | Yds        | Y/A         | TD       | INT      | Lg        | Sacks    | Yds Lost | Rating       |
|---------------|---------|------------|------------|-----------|-----------|-------------|------------|-------------|----------|----------|-----------|----------|----------|--------------|
| 11/07/21      | at Phi. | W          | 1/1        | 32        | 38        | 84.2        | 356        | 9.37        | 2        | 0        | 49        | 0        | 0        | 123.2        |
| <b>Totals</b> |         | <b>1-0</b> | <b>1/1</b> | <b>32</b> | <b>38</b> | <b>84.2</b> | <b>356</b> | <b>9.37</b> | <b>2</b> | <b>0</b> | <b>49</b> | <b>0</b> | <b>0</b> | <b>123.2</b> |

### REGULAR SEASON RUSHING

| Date          | Opp.    | Res.       | GP/GS      | Att      | Yds       | Avg.       | Lg        | TD       |
|---------------|---------|------------|------------|----------|-----------|------------|-----------|----------|
| 11/07/21      | at Phi. | W          | 1/1        | 5        | 14        | 2.8        | 8t        | 1        |
| <b>Totals</b> |         | <b>1-0</b> | <b>1/1</b> | <b>5</b> | <b>14</b> | <b>2.8</b> | <b>8t</b> | <b>1</b> |

## 26 DONTÉ JACKSON CB

### REGULAR SEASON DEFENSE

| Date          | Opp.    | Res.       | GP/GS      | Tot       | Solo     | Asst     | Sks        | Yds      | TFL      | QBH      | INT      | Yds      | Lg       | TD       | PD       | FF       | FR       | Yds      |
|---------------|---------|------------|------------|-----------|----------|----------|------------|----------|----------|----------|----------|----------|----------|----------|----------|----------|----------|----------|
| 10/21/18      | at Phi. | W          | 1/1        | 1         | 1        | 0        | 0.0        | 0        | 0        | 0        | 0        | 0        | —        | 0        | 0        | 0        | 0        | 0        |
| 10/10/21      | Phi.    | L          | 1/1        | 6         | 4        | 2        | 0.0        | 0        | 0        | 0        | 1        | 0        | 0        | 0        | 1        | 1        | 0        | 0        |
| 12/15/24      | at Phi. | L          | 1/1        | 3         | 3        | 0        | 0.0        | 0        | 0        | 0        | 0        | 0        | —        | 0        | 0        | 0        | 0        | 0        |
| <b>Totals</b> |         | <b>1-2</b> | <b>3/3</b> | <b>10</b> | <b>8</b> | <b>2</b> | <b>0.0</b> | <b>0</b> | <b>0</b> | <b>0</b> | <b>1</b> | <b>0</b> | <b>0</b> | <b>0</b> | <b>1</b> | <b>1</b> | <b>0</b> | <b>0</b> |

# CAREER NUMBERS AGAINST EAGLES

3

DERWIN JAMES JR.

S

## REGULAR SEASON DEFENSE

| Date          | Opp.    | Res.       | GP/GS      | Tot      | Solo     | Asst     | Sks        | Yds      | TFL      | QBH      | INT      | Yds      | Lg       | TD       | PD       | FF       | FR       | Yds      |
|---------------|---------|------------|------------|----------|----------|----------|------------|----------|----------|----------|----------|----------|----------|----------|----------|----------|----------|----------|
| 11/07/21      | at Phi. | W          | 1/1        | 5        | 4        | 1        | 0.0        | 0        | 0        | 0        | 0        | 0        | —        | 0        | 0        | 0        | 0        | 0        |
| <b>Totals</b> |         | <b>1-0</b> | <b>1/1</b> | <b>5</b> | <b>4</b> | <b>1</b> | <b>0.0</b> | <b>0</b> | <b>0</b> | <b>0</b> | <b>0</b> | <b>0</b> | <b>—</b> | <b>0</b> | <b>0</b> | <b>0</b> | <b>0</b> | <b>0</b> |

23

TONY JEFFERSON

S

## REGULAR SEASON DEFENSE

| Date          | Opp.    | Res.       | GP/GS      | Tot       | Solo      | Asst     | Sks        | Yds      | TFL      | QBH      | INT      | Yds      | Lg       | TD       | PD       | FF       | FR       | Yds      |
|---------------|---------|------------|------------|-----------|-----------|----------|------------|----------|----------|----------|----------|----------|----------|----------|----------|----------|----------|----------|
| 12/01/13      | at Phi. | L          | 1/0        | 0         | 0         | 0        | 0.0        | 0        | 0        | 0        | 0        | 0        | —        | 0        | 0        | 0        | 0        | 0        |
| 10/26/14      | Phi.    | W          | 1/1        | 11        | 10        | 1        | 0.0        | 0        | 0        | 1        | 0        | 0        | —        | 0        | 1        | 0        | 0        | 0        |
| 12/20/15      | at Phi. | W          | 1/1        | 6         | 3         | 3        | 0.0        | 0        | 0        | 0        | 0        | 0        | —        | 0        | 0        | 0        | 0        | 0        |
| 12/11/22      | Phi.    | L          | 1/0        | 4         | 3         | 1        | 0.0        | 0        | 0        | 0        | 0        | 0        | —        | 0        | 0        | 0        | 0        | 0        |
| 01/08/23      | at Phi. | L          | 1/0        | 2         | 2         | 0        | 0.0        | 0        | 0        | 0        | 0        | 0        | —        | 0        | 0        | 0        | 0        | 0        |
| 01/21/23      | at Phi. | L          | 1/0        | 0         | 0         | 0        | 0.0        | 0        | 0        | 0        | 0        | 0        | —        | 0        | 0        | 0        | 0        | 0        |
| <b>Totals</b> |         | <b>2-4</b> | <b>6/2</b> | <b>23</b> | <b>18</b> | <b>5</b> | <b>0.0</b> | <b>0</b> | <b>0</b> | <b>1</b> | <b>0</b> | <b>0</b> | <b>—</b> | <b>0</b> | <b>1</b> | <b>0</b> | <b>0</b> | <b>0</b> |

96

NAQUAN JONES

DL

## REGULAR SEASON DEFENSE

| Date          | Opp.    | Res.       | GP/GS      | Tot      | Solo     | Asst     | Sks        | Yds      | TFL      | QBH      | INT      | Yds      | Lg       | TD       | PD       | FF       | FR       | Yds      |
|---------------|---------|------------|------------|----------|----------|----------|------------|----------|----------|----------|----------|----------|----------|----------|----------|----------|----------|----------|
| 12/31/23      | at Phi. | W          | 1/0        | 0        | 0        | 0        | 0.0        | 0        | 0        | 0        | 0        | 0        | —        | 0        | 0        | 0        | 0        | 0        |
| <b>Totals</b> |         | <b>1-0</b> | <b>1/0</b> | <b>0</b> | <b>0</b> | <b>0</b> | <b>0.0</b> | <b>0</b> | <b>0</b> | <b>0</b> | <b>0</b> | <b>0</b> | <b>—</b> | <b>0</b> | <b>0</b> | <b>0</b> | <b>0</b> | <b>0</b> |

52

KHALIL MACK

OLB

## REGULAR SEASON DEFENSE

| Date          | Opp.    | Res.       | GP/GS      | Tot      | Solo     | Asst     | Sks        | Yds      | TFL      | QBH      | INT      | Yds      | Lg       | TD       | PD       | FF       | FR       | Yds      |
|---------------|---------|------------|------------|----------|----------|----------|------------|----------|----------|----------|----------|----------|----------|----------|----------|----------|----------|----------|
| 12/25/17      | at Phi. | L          | 1/1        | 4        | 4        | 0        | 0.0        | 0        | 0        | 1        | 0        | 0        | —        | 0        | 0        | 0        | 0        | 0        |
| 11/03/19      | at Phi. | L          | 1/1        | 4        | 4        | 0        | 0.0        | 0        | 2        | 1        | 0        | 0        | —        | 0        | 1        | 0        | 0        | 0        |
| <b>Totals</b> |         | <b>0-2</b> | <b>2/2</b> | <b>8</b> | <b>8</b> | <b>0</b> | <b>0.0</b> | <b>0</b> | <b>2</b> | <b>2</b> | <b>0</b> | <b>0</b> | <b>—</b> | <b>0</b> | <b>1</b> | <b>0</b> | <b>0</b> | <b>0</b> |

## POSTSEASON DEFENSE

| Date          | Opp. | Res.       | GP/GS      | Tot      | Solo     | Asst     | Sks        | Yds      | TFL      | QBH      | INT      | Yds      | Lg       | TD       | PD       | FF       | FR       | Yds      |
|---------------|------|------------|------------|----------|----------|----------|------------|----------|----------|----------|----------|----------|----------|----------|----------|----------|----------|----------|
| 01/06/19      | Phi. | L          | 1/1        | 6        | 5        | 1        | 0.0        | 0        | 1        | 2        | 0        | 0        | —        | 0        | 0        | 0        | 0        | 0        |
| <b>Totals</b> |      | <b>0-1</b> | <b>1/1</b> | <b>6</b> | <b>5</b> | <b>1</b> | <b>0.0</b> | <b>0</b> | <b>1</b> | <b>2</b> | <b>0</b> | <b>0</b> | <b>—</b> | <b>0</b> | <b>0</b> | <b>0</b> | <b>0</b> | <b>0</b> |

98

ODAFE OWEH

OLB

## REGULAR SEASON DEFENSE

| Date          | Opp. | Res.       | GP/GS      | Tot      | Solo     | Asst     | Sks        | Yds      | TFL      | QBH      | INT      | Yds      | Lg       | TD       | PD       | FF       | FR       | Yds      |
|---------------|------|------------|------------|----------|----------|----------|------------|----------|----------|----------|----------|----------|----------|----------|----------|----------|----------|----------|
| 12/01/24      | Phi. | L          | 1/0        | 1        | 0        | 1        | 0.0        | 0        | 0        | 0        | 0        | 0        | —        | 0        | 0        | 0        | 0        | 0        |
| <b>Totals</b> |      | <b>0-1</b> | <b>1/0</b> | <b>1</b> | <b>0</b> | <b>1</b> | <b>0.0</b> | <b>0</b> | <b>0</b> | <b>0</b> | <b>0</b> | <b>0</b> | <b>—</b> | <b>0</b> | <b>0</b> | <b>0</b> | <b>0</b> | <b>0</b> |

6

DENZEL PERRYMAN

LB

## REGULAR SEASON DEFENSE

| Date          | Opp. | Res.       | GP/GS      | Tot      | Solo     | Asst     | Sks        | Yds      | TFL      | QBH      | INT      | Yds      | Lg       | TD       | PD       | FF       | FR       | Yds      |
|---------------|------|------------|------------|----------|----------|----------|------------|----------|----------|----------|----------|----------|----------|----------|----------|----------|----------|----------|
| 10/24/21      | Phi. | W          | 1/1        | 8        | 6        | 2        | 0.0        | 0        | 1        | 0        | 0        | 0        | —        | 0        | 0        | 0        | 0        | 0        |
| <b>Totals</b> |      | <b>1-0</b> | <b>1/1</b> | <b>8</b> | <b>6</b> | <b>2</b> | <b>0.0</b> | <b>0</b> | <b>1</b> | <b>0</b> | <b>0</b> | <b>0</b> | <b>—</b> | <b>0</b> | <b>0</b> | <b>0</b> | <b>0</b> | <b>0</b> |

53

DEL'SHAWN PHILLIPS

LB

## REGULAR SEASON DEFENSE

| Date          | Opp. | Res.       | GP/GS      | Tot      | Solo     | Asst     | Sks        | Yds      | TFL      | QBH      | INT      | Yds      | Lg       | TD       | PD       | FF       | FR       | Yds      |
|---------------|------|------------|------------|----------|----------|----------|------------|----------|----------|----------|----------|----------|----------|----------|----------|----------|----------|----------|
| 12/05/21      | Phi. | L          | 1/0        | 0        | 0        | 0        | 0.0        | 0        | 0        | 0        | 0        | 0        | —        | 0        | 0        | 0        | 0        | 0        |
| <b>Totals</b> |      | <b>0-1</b> | <b>1/0</b> | <b>0</b> | <b>0</b> | <b>0</b> | <b>0.0</b> | <b>0</b> | <b>0</b> | <b>0</b> | <b>0</b> | <b>0</b> | <b>—</b> | <b>0</b> | <b>0</b> | <b>0</b> | <b>0</b> | <b>0</b> |

# CAREER NUMBERS AGAINST EAGLES

16

JK SCOTT

P

## REGULAR SEASON PUNTING

| Date          | Opp. | Res.       | GP       | Punt     | Blk      | Yds.       | Avg.        | Lg        | TB       | I20      |
|---------------|------|------------|----------|----------|----------|------------|-------------|-----------|----------|----------|
| 09/26/19      | Phi. | L          | 1        | 2        | 0        | 83         | 41.5        | 52        | 0        | 1        |
| 12/06/20      | Phi. | W          | 1        | 4        | 0        | 194        | 48.5        | 54        | 0        | 1        |
| <b>Totals</b> |      | <b>1-1</b> | <b>2</b> | <b>6</b> | <b>0</b> | <b>227</b> | <b>46.2</b> | <b>54</b> | <b>0</b> | <b>2</b> |

24

BENJAMIN ST-JUSTE

CB

## REGULAR SEASON DEFENSE

| Date          | Opp.    | Res.       | GP/GS      | Tot       | Solo      | Asst     | Sks        | Yds      | TFL      | QBH      | INT      | Yds      | Lg       | TD       | PD       | FF       | FR       | Yds      |
|---------------|---------|------------|------------|-----------|-----------|----------|------------|----------|----------|----------|----------|----------|----------|----------|----------|----------|----------|----------|
| 09/25/22      | Phi.    | L          | 1/1        | 3         | 3         | 0        | 0.0        | 0        | 0        | 0        | 0        | 0        | —        | 0        | 3        | 0        | 0        | 0        |
| 11/14/22      | at Phi. | W          | 1/1        | 7         | 6         | 1        | 0.0        | 0        | 0        | 0        | 0        | 0        | —        | 0        | 0        | 1        | 0        | 0        |
| 10/01/23      | at Phi. | L          | 1/1        | 5         | 4         | 1        | 0.0        | 0        | 0        | 0        | 0        | 0        | —        | 0        | 0        | 1        | 0        | 0        |
| 10/29/23      | Phi.    | L          | 1/1        | 4         | 4         | 0        | 0.0        | 0        | 0        | 0        | 0        | 0        | —        | 0        | 1        | 0        | 0        | 0        |
| 11/14/24      | at Phi. | L          | 1/1        | 7         | 6         | 1        | 0.0        | 0        | 0        | 0        | 0        | 0        | —        | 0        | 0        | 0        | 0        | 0        |
| 12/22/24      | Phi.    | W          | 1/0        | 1         | 1         | 0        | 0.0        | 0        | 0        | 0        | 0        | 0        | —        | 0        | 0        | 0        | 1        | 0        |
| <b>Totals</b> |         | <b>2-4</b> | <b>6/5</b> | <b>27</b> | <b>24</b> | <b>3</b> | <b>0.0</b> | <b>0</b> | <b>0</b> | <b>0</b> | <b>0</b> | <b>0</b> | <b>—</b> | <b>0</b> | <b>4</b> | <b>2</b> | <b>1</b> | <b>0</b> |

## REGULAR SEASON DEFENSE

| Date          | Opp.    | Res.       | GP/GS      | Tot      | Solo     | Asst     | Sks        | Yds      | TFL      | QBH      | INT      | Yds      | Lg       | TD       | PD       | FF       | FR       | Yds      |
|---------------|---------|------------|------------|----------|----------|----------|------------|----------|----------|----------|----------|----------|----------|----------|----------|----------|----------|----------|
| 01/26/25      | at Phi. | L          | 1/0        | 2        | 2        | 0        | 0.0        | 0        | 0        | 0        | 0        | 0        | —        | 0        | 0        | 0        | 0        | 0        |
| <b>Totals</b> |         | <b>0-1</b> | <b>1/0</b> | <b>2</b> | <b>2</b> | <b>0</b> | <b>0.0</b> | <b>0</b> | <b>0</b> | <b>0</b> | <b>0</b> | <b>0</b> | <b>—</b> | <b>0</b> | <b>0</b> | <b>0</b> | <b>0</b> | <b>0</b> |

90

TEAIR TART

DL

## REGULAR SEASON DEFENSE

| Date          | Opp.    | Res.       | GP/GS      | Tot      | Solo     | Asst     | Sks        | Yds      | TFL      | QBH      | INT      | Yds      | Lg       | TD       | PD       | FF       | FR       | Yds      |
|---------------|---------|------------|------------|----------|----------|----------|------------|----------|----------|----------|----------|----------|----------|----------|----------|----------|----------|----------|
| 12/04/22      | at Phi. | L          | 1/0        | 0        | 0        | 0        | 0.0        | 0        | 0        | 0        | 0        | 0        | —        | 0        | 0        | 0        | 0        | 0        |
| <b>Totals</b> |         | <b>0-1</b> | <b>1/0</b> | <b>0</b> | <b>0</b> | <b>0</b> | <b>0.0</b> | <b>0</b> | <b>0</b> | <b>0</b> | <b>0</b> | <b>0</b> | <b>—</b> | <b>0</b> | <b>0</b> | <b>0</b> | <b>0</b> | <b>0</b> |

# 2025 LOS ANGELES CHARGERS OFFENSIVE STATISTICS

Won 8, Lost 4

|            |   |         |                         |
|------------|---|---------|-------------------------|
| 9/5/2025   | W | 27 - 21 | Kansas City Chiefs      |
| 9/15/2025  | W | 20 - 9  | at Las Vegas Raiders    |
| 9/21/2025  | W | 23 - 20 | Denver Broncos          |
| 9/28/2025  | L | 18 - 21 | at New York Giants      |
| 10/5/2025  | L | 10 - 27 | Washington Commanders   |
| 10/12/2025 | W | 29 - 27 | at Miami Dolphins       |
| 10/19/2025 | L | 24 - 38 | Indianapolis Colts      |
| 10/23/2025 | W | 37 - 10 | Minnesota Vikings       |
| 11/2/2025  | W | 27 - 20 | at Tennessee Titans     |
| 11/9/2025  | W | 25 - 10 | Pittsburgh Steelers     |
| 11/16/2025 | L | 6 - 35  | at Jacksonville Jaguars |
| 11/30/2025 | W | 31 - 14 | Las Vegas Raiders       |

Los Angeles Chargers Opponent

|                          |                |                |
|--------------------------|----------------|----------------|
| <b>Total First Downs</b> | <b>244</b>     | <b>202</b>     |
| Rushing                  | 85             | 77             |
| Passing                  | 138            | 103            |
| Penalty                  | 21             | 22             |
| 3rd Down: Made/Att       | 83/172         | 48/138         |
| 3rd Down Pct.            | 48.3%          | 34.8%          |
| 4th Down: Made/Att       | 9/15           | 12/22          |
| 4th Down Pct.            | 60.0%          | 54.5%          |
| <b>Possession Avg.</b>   | <b>32:49</b>   | <b>27:11</b>   |
| <b>Total Net Yards</b>   | <b>4161</b>    | <b>3303</b>    |
| Avg. Per Game            | 346.8          | 275.3          |
| Total Plays              | 772            | 665            |
| Avg. Per Play            | 5.4            | 5.0            |
| <b>Net Yards Rushing</b> | <b>1465</b>    | <b>1283</b>    |
| Avg. Per Game            | 122.1          | 106.9          |
| Total Rushes             | 323            | 282            |
| <b>Net Yards Passing</b> | <b>2696</b>    | <b>2020</b>    |
| Avg. Per Game            | 224.7          | 168.3          |
| Sacked/Yards Lost        | 40/236         | 34/203         |
| Gross Yards              | 2932           | 2223           |
| Attempts/Completions     | 409/272        | 349/214        |
| Completion Pct.          | 66.5%          | 61.3%          |
| Had Intercepted          | 10             | 11             |
| <b>Punts/Average</b>     | <b>36/49.5</b> | <b>40/46.1</b> |
| <b>Net Punting Avg.</b>  | <b>42</b>      | <b>42.5</b>    |
| <b>Penalties/Yards</b>   | <b>80/598</b>  | <b>71/596</b>  |
| <b>Fumbles/Ball Lost</b> | <b>9/4</b>     | <b>12/2</b>    |
| <b>Touchdowns</b>        | <b>28</b>      | <b>28</b>      |
| Rushing                  | 7              | 14             |
| Passing                  | 21             | 12             |
| Returns                  | 0              | 2              |

| Score By Periods |    |    | Q1 | Q2 | Q3    | Q4    | OT  | Pts |
|------------------|----|----|----|----|-------|-------|-----|-----|
| Team             |    |    | 65 | 73 | 69    | 70    | 0   | 277 |
| Opponents        |    |    | 47 | 75 | 63    | 67    | 0   | 252 |
| Scoring          | TD | Ru | Pa | Rt | PAT   | FG    | 2Pt | Pts |
| C.Dicker         | 0  | 0  | 0  | 0  | 27/27 | 26/28 | 0   | 105 |
| Q.Johnston       | 7  | 0  | 7  | 0  | 0/0   | 0/0   | 0   | 42  |
| L.McConkey       | 5  | 0  | 5  | 0  | 0/0   | 0/0   | 0   | 30  |
| K.Allen          | 4  | 0  | 4  | 0  | 0/0   | 0/0   | 0   | 24  |
| K.Vidal          | 4  | 3  | 1  | 0  | 0/0   | 0/0   | 0   | 24  |
| O.Gadsden        | 2  | 0  | 2  | 0  | 0/0   | 0/0   | 0   | 12  |
| O.Hampton        | 2  | 2  | 0  | 0  | 0/0   | 0/0   | 0   | 12  |
| J.Herbert        | 1  | 1  | 0  | 0  | 0/0   | 0/0   | 1   | 8   |
| T.Harris         | 1  | 0  | 1  | 0  | 0/0   | 0/0   | 0   | 6   |
| S.Matlock        | 1  | 0  | 1  | 0  | 0/0   | 0/0   | 0   | 6   |
| J.Patterson      | 1  | 1  | 0  | 0  | 0/0   | 0/0   | 0   | 6   |
| K.Mack           | 0  | 0  | 0  | 0  | 0/0   | 0/0   | 0   | 2   |
| Team             | 28 | 7  | 21 | 0  | 27/27 | 26/28 | 1   | 277 |
| Opponents        | 28 | 14 | 12 | 2  | 23/25 | 19/22 | 2   | 252 |

2-Pt. Conversions: Team 1/1, Opponents: 2/3

Sacks: T.Tuipulotu 10.0, K.Mack 4.5, J.Eboigbe 4.0, O.Oweh 4.0, D.Henley 3.5, D.James 2.0, B.Dupree 2.0, D.Hand 1.5, J.Caldwell 1.0, T.Dye 1.0, C.Murphy 0.5 **Team: 34.0, Opponents: 40.0**

|                  |            |             |            |             |           |
|------------------|------------|-------------|------------|-------------|-----------|
| <b>Rushing</b>   | <b>No.</b> | <b>Yds</b>  | <b>Avg</b> | <b>Long</b> | <b>TD</b> |
| K.Vidal          | 121        | 543         | 4.5        | 59t         | 3         |
| J.Herbert        | 57         | 353         | 6.2        | 41          | 1         |
| O.Hampton        | 66         | 314         | 4.8        | 54t         | 2         |
| J.Patterson      | 32         | 129         | 4.0        | 22          | 1         |
| N.Harris         | 15         | 61          | 4.1        | 7           | 0         |
| H.Haskins        | 12         | 30          | 2.5        | 10          | 0         |
| T.Lance          | 8          | 16          | 2.0        | 11          | 0         |
| A.Johnson        | 2          | 8           | 4.0        | 6           | 0         |
| Q.Johnston       | 2          | 7           | 3.5        | 9           | 0         |
| D.Davis          | 2          | 5           | 2.5        | 3           | 0         |
| T.Conklin        | 1          | 2           | 2.0        | 2           | 0         |
| T.Williams       | 3          | -1          | -0.3       | 2           | 0         |
| N.Miller-Hines   | 2          | -2          | -1.0       | 1           | 0         |
| <b>Team</b>      | <b>323</b> | <b>1465</b> | <b>4.5</b> | <b>59t</b>  | <b>7</b>  |
| <b>Opponents</b> | <b>282</b> | <b>1283</b> | <b>4.5</b> | <b>49t</b>  | <b>14</b> |

|                  |            |             |             |             |           |
|------------------|------------|-------------|-------------|-------------|-----------|
| <b>Receiving</b> | <b>No.</b> | <b>Yds</b>  | <b>Avg</b>  | <b>Long</b> | <b>TD</b> |
| K.Allen          | 60         | 622         | 10.4        | 31          | 4         |
| L.McConkey       | 58         | 683         | 11.8        | 58          | 5         |
| Q.Johnston       | 40         | 525         | 13.1        | 60t         | 7         |
| O.Gadsden        | 38         | 534         | 14.1        | 53          | 2         |
| O.Hampton        | 20         | 136         | 6.8         | 22          | 0         |
| T.Harris         | 19         | 167         | 8.8         | 24          | 1         |
| K.Vidal          | 13         | 63          | 4.8         | 13          | 1         |
| T.Conklin        | 6          | 95          | 15.8        | 33          | 0         |
| W.Dissly         | 4          | 43          | 10.8        | 18          | 0         |
| H.Haskins        | 4          | 13          | 3.3         | 9           | 0         |
| N.Harris         | 3          | 25          | 8.3         | 11          | 0         |
| T.Fisk           | 2          | 19          | 9.5         | 12          | 0         |
| S.Matlock        | 2          | 3           | 1.5         | 2t          | 1         |
| D.Davis          | 1          | 3           | 3.0         | 3           | 0         |
| K.Lambert-Smith  | 1          | 1           | 1.0         | 1           | 0         |
| T.Williams       | 1          | 0           | 0.0         | 0           | 0         |
| A.Johnson        | 0          | 0           | 0.0         | 0           | 0         |
| <b>Team</b>      | <b>272</b> | <b>2932</b> | <b>10.8</b> | <b>60t</b>  | <b>21</b> |
| <b>Opponents</b> | <b>214</b> | <b>2223</b> | <b>10.4</b> | <b>52t</b>  | <b>12</b> |

| Interceptions | No. | Yds | Avg  | Long | TD |
|---------------|-----|-----|------|------|----|
| D.Jackson     | 3   | 21  | 7.0  | 21   | 0  |
| T.Jefferson   | 3   | 2   | 0.7  | 2    | 0  |
| R.Mickens     | 2   | 25  | 12.5 | 15   | 0  |
| D.James       | 1   | 21  | 21.0 | 21   | 0  |
| D.Henley      | 1   | 8   | 8.0  | 8    | 0  |
| B.St-Juste    | 1   | 0   | 0.0  | 0    | 0  |
| Team          | 11  | 77  | 7.0  | 21   | 0  |
| Opponents     | 10  | 164 | 16.4 | 56   | 1  |

| Punting   | No | Yds  | Avg  | Net  | TB | In | Lg | B |
|-----------|----|------|------|------|----|----|----|---|
| J.Scott   | 36 | 1782 | 49.5 | 42.0 | 3  | 13 | 60 | 0 |
| Team      | 36 | 1782 | 49.5 | 42.0 | 3  | 13 | 60 | 0 |
| Opponents | 40 | 1843 | 46.1 | 42.5 | 1  | 19 | 69 | 0 |

|                     |            |           |            |             |             |           |
|---------------------|------------|-----------|------------|-------------|-------------|-----------|
| <b>Punt Returns</b> | <b>Ret</b> | <b>FC</b> | <b>Yds</b> | <b>Avg</b>  | <b>Long</b> | <b>TD</b> |
| D.Davis             | 9          | 15        | 76         | 8.4         | 33          | 0         |
| T.Still             | 5          | 0         | 36         | 7.2         | 11          | 0         |
| L.McConkey          | 1          | 3         | 10         | 10.0        | 10          | 0         |
| T.Dye               | 1          | 0         | 0          | 0.0         | 0           | 0         |
| C.Hart              | 1          | 0         | 0          | 0.0         | 0           | 0         |
| <b>Team</b>         | <b>17</b>  | <b>18</b> | <b>122</b> | <b>7.2</b>  | <b>33</b>   | <b>0</b>  |
| <b>Opponents</b>    | <b>14</b>  | <b>10</b> | <b>211</b> | <b>15.1</b> | <b>67t</b>  | <b>1</b>  |

|                        |            |             |             |             |           |
|------------------------|------------|-------------|-------------|-------------|-----------|
| <b>Kickoff Returns</b> | <b>No.</b> | <b>Yds</b>  | <b>Avg</b>  | <b>Long</b> | <b>TD</b> |
| D.Davis                | 18         | 464         | 25.8        | 30          | 0         |
| K.Lambert-Smith        | 9          | 219         | 24.3        | 34          | 0         |
| N.Miller-Hines         | 7          | 195         | 27.9        | 40          | 0         |
| H.Haskins              | 6          | 141         | 23.5        | 29          | 0         |
| T.Williams             | 3          | 73          | 24.3        | 26          | 0         |
| O.Hampton              | 1          | 30          | 30.0        | 30          | 0         |
| K.Vidal                | 1          | 25          | 25.0        | 25          | 0         |
| <b>Team</b>            | <b>45</b>  | <b>1147</b> | <b>25.5</b> | <b>40</b>   | <b>0</b>  |
| <b>Opponents</b>       | <b>50</b>  | <b>1450</b> | <b>29.0</b> | <b>81</b>   | <b>0</b>  |

|                    |             |              |              |              |            |
|--------------------|-------------|--------------|--------------|--------------|------------|
| <b>Field Goals</b> | <b>1-19</b> | <b>20-29</b> | <b>30-39</b> | <b>40-49</b> | <b>50+</b> |
| C.Dicker           | 0/0         | 4/4          | 10/10        | 8/9          | 4/5        |
| <b>Team</b>        | <b>0/0</b>  | <b>4/4</b>   | <b>10/10</b> | <b>8/9</b>   | <b>4/5</b> |
| <b>Opponents</b>   | <b>0/0</b>  | <b>5/5</b>   | <b>6/6</b>   | <b>4/5</b>   | <b>4/6</b> |

Fumbles Lost: J.Herbert 1, Q.Johnston 1, D.Davis 1, O.Gadsden 1  
**Total: 4**

Opponent Fumble Recoveries: D.Phillips 1, T.Tart 1 **Total: 2**

|                  |            |            |             |              |                |           |             |            |             |             |             |             |               |
|------------------|------------|------------|-------------|--------------|----------------|-----------|-------------|------------|-------------|-------------|-------------|-------------|---------------|
| <b>Passing</b>   | <b>Att</b> | <b>Cmp</b> | <b>Yds</b>  | <b>Cmp%</b>  | <b>Yds/Att</b> | <b>TD</b> | <b>TD%</b>  | <b>Int</b> | <b>Int%</b> | <b>Long</b> | <b>Sack</b> | <b>Lost</b> | <b>Rating</b> |
| J.Herbert        | 396        | 265        | 2842        | 66.9%        | 7.2            | 21        | 5.3%        | 10         | 2.5%        | 60t         | 38/         | 224         | 94.9          |
| T.Lance          | 13         | 7          | 90          | 53.8%        | 6.9            | 0         | 0.0%        | 0          | 0.0%        | 28          | 2/          | 12          | 75.8          |
| <b>Team</b>      | <b>409</b> | <b>272</b> | <b>2932</b> | <b>66.5%</b> | <b>7.2</b>     | <b>21</b> | <b>5.1%</b> | <b>10</b>  | <b>2.4%</b> | <b>60t</b>  | <b>40/</b>  | <b>236</b>  | <b>94.3</b>   |
| <b>Opponents</b> | <b>349</b> | <b>214</b> | <b>2223</b> | <b>61.3%</b> | <b>6.4</b>     | <b>12</b> | <b>3.4%</b> | <b>11</b>  | <b>3.2%</b> | <b>52t</b>  | <b>34/</b>  | <b>203</b>  | <b>78.0</b>   |



# 2025 LOS ANGELES CHARGERS DEFENSIVE STATISTICS

Official Press Box Totals — Confirmed by league review.

| Player                               | — Tackles — |            |            | Sacks       | Yards        | TFLs      | QB Hits   | Interceptions | Passes Def. | — Fumbles — |            |
|--------------------------------------|-------------|------------|------------|-------------|--------------|-----------|-----------|---------------|-------------|-------------|------------|
|                                      | Total       | Solo       | Asst.      |             |              |           |           |               |             | Forced      | Recoveries |
| Daiyan Henley . . . . .              | 73          | 39         | 34         | 3.5         | 31.5         | 5         | 5         | 1             | 3           | 0           | 0          |
| Derwin James Jr. . . . .             | 67          | 36         | 31         | 2           | 13.5         | 5         | 8         | 1             | 4           | 0           | 0          |
| Troy Dye . . . . .                   | 45          | 20         | 25         | 1           | 0            | 4         | 1         | 0             | 2           | 0           | 0          |
| Elijah Molden . . . . .              | 42          | 24         | 18         | 0           | 0            | 0         | 0         | 0             | 0           | 0           | 0          |
| Tarheeb Still . . . . .              | 34          | 23         | 11         | 0           | 0            | 2         | 2         | 0             | 6           | 0           | 0          |
| Tuli Tuipulotu . . . . .             | 33          | 24         | 9          | 10          | 61           | 16        | 16        | 0             | 3           | 2           | 0          |
| Cam Hart . . . . .                   | 32          | 28         | 4          | 0           | 0            | 0         | 1         | 0             | 7           | 0           | 0          |
| Denzel Perryman . . . . .            | 29          | 21         | 8          | 0           | 0            | 2         | 0         | 0             | 2           | 0           | 0          |
| Justin Eboigbe . . . . .             | 27          | 19         | 8          | 4           | 25           | 5         | 8         | 0             | 0           | 0           | 0          |
| Tony Jefferson . . . . .             | 26          | 16         | 10         | 0           | 0            | 0         | 0         | 3             | 5           | 0           | 0          |
| Alohi Gilman . . . . .               | 22          | 11         | 11         | 0           | 0            | 0         | 0         | 0             | 3           | 0           | 0          |
| Tearl Tart . . . . .                 | 22          | 16         | 6          | 0           | 0            | 3         | 1         | 0             | 3           | 1           | 1          |
| Donte Jackson . . . . .              | 21          | 13         | 8          | 0           | 0            | 1         | 0         | 3             | 9           | 0           | 0          |
| Jamaree Caldwell . . . . .           | 20          | 10         | 10         | 1           | 9            | 3         | 1         | 0             | 0           | 0           | 0          |
| RJ Mickens . . . . .                 | 20          | 12         | 8          | 0           | 0            | 0         | 0         | 2             | 2           | 0           | 0          |
| Benjamin St-Juste . . . . .          | 20          | 14         | 6          | 0           | 0            | 0         | 0         | 1             | 5           | 0           | 0          |
| Khalil Mack . . . . .                | 18          | 14         | 4          | 4.5         | 34           | 4         | 7         | 0             | 0           | 3           | 0          |
| Bud Dupree . . . . .                 | 16          | 9          | 7          | 2           | 8            | 2         | 2         | 0             | 1           | 0           | 0          |
| Da'Shawn Hand . . . . .              | 16          | 9          | 7          | 1.5         | 5            | 3         | 5         | 0             | 1           | 0           | 0          |
| Odafe Oweh . . . . .                 | 15          | 6          | 9          | 4           | 13           | 4         | 7         | 0             | 0           | 0           | 0          |
| Naquan Jones . . . . .               | 10          | 6          | 4          | 0           | 0            | 1         | 0         | 0             | 1           | 0           | 0          |
| Caleb Murphy . . . . .               | 7           | 3          | 4          | 0.5         | 3            | 0         | 1         | 0             | 0           | 0           | 0          |
| Kendall Williamson . . . . .         | 3           | 3          | 0          | 0           | 0            | 0         | 0         | 0             | 0           | 0           | 0          |
| Kyle Kennard . . . . .               | 2           | 1          | 1          | 0           | 0            | 0         | 0         | 0             | 0           | 0           | 0          |
| Nikko Reed . . . . .                 | 2           | 1          | 1          | 0           | 0            | 0         | 0         | 0             | 1           | 0           | 0          |
| Clelin Ferrell . . . . .             | 1           | 0          | 1          | 0           | 0            | 0         | 0         | 0             | 0           | 0           | 0          |
| Otito Ogbornia . . . . .             | 1           | 1          | 0          | 0           | 0            | 0         | 0         | 0             | 0           | 0           | 0          |
| Del'Shawn Phillips . . . . .         | 1           | 0          | 1          | 0           | 0            | 0         | 0         | 0             | 0           | 0           | 1          |
| <b>Totals . . . . .</b>              | <b>625</b>  | <b>379</b> | <b>246</b> | <b>34.0</b> | <b>203.0</b> | <b>60</b> | <b>65</b> | <b>11</b>     | <b>58</b>   | <b>6</b>    | <b>2</b>   |
| <i>Defensive Backs . . . . .</i>     | <i>289</i>  | <i>181</i> | <i>108</i> | <i>2.0</i>  | <i>13.5</i>  | <i>8</i>  | <i>11</i> | <i>10</i>     | <i>42</i>   | <i>0</i>    | <i>0</i>   |
| <i>Defensive Linemen . . . . .</i>   | <i>96</i>   | <i>61</i>  | <i>35</i>  | <i>6.5</i>  | <i>39.0</i>  | <i>15</i> | <i>15</i> | <i>0</i>      | <i>5</i>    | <i>1</i>    | <i>1</i>   |
| <i>Linebackers . . . . .</i>         | <i>148</i>  | <i>80</i>  | <i>68</i>  | <i>4.5</i>  | <i>31.5</i>  | <i>11</i> | <i>6</i>  | <i>1</i>      | <i>7</i>    | <i>0</i>    | <i>1</i>   |
| <i>Outside Linebackers . . . . .</i> | <i>92</i>   | <i>57</i>  | <i>35</i>  | <i>21.0</i> | <i>119.0</i> | <i>26</i> | <i>33</i> | <i>0</i>      | <i>4</i>    | <i>5</i>    | <i>0</i>   |

## SPECIAL TEAMS TACKLES

| Player                       | Total Tackles |
|------------------------------|---------------|
| Del'Shawn Phillips . . . . . | 14            |
| Marlowe Wax . . . . .        | 13            |
| Ja'Sir Taylor . . . . .      | 8             |
| Hassan Haskins . . . . .     | 7             |
| Kendall Williamson . . . . . | 6             |
| Caleb Murphy . . . . .       | 5             |
| Cameron Dicker . . . . .     | 4             |
| Troy Dye . . . . .           | 4             |
| Justin Eboigbe . . . . .     | 4             |
| Benjamin St-Juste . . . . .  | 4             |
| RJ Mickens . . . . .         | 3             |
| Tuli Tuipulotu . . . . .     | 3             |
| Cam Hart . . . . .           | 2             |
| Daiyan Henley . . . . .      | 2             |
| Deane Leonard . . . . .      | 2             |
| Tony Jefferson . . . . .     | 1             |
| <b>Totals . . . . .</b>      | <b>82</b>     |

# 2025 GAME SUMMARIES

## WEEK 1 vs. KANSAS CITY



### CHIEFS 21 CHARGERS 27

Friday, Sept. 5, 2025  
Corinthians Arena – São Paulo, Brazil



### GAME STATISTICS

| TEAM          | 1 | 2 | 3 | 4 | OT | F  |
|---------------|---|---|---|---|----|----|
| Kansas City   | 0 | 6 | 6 | 9 | —  | 21 |
| L.A. Chargers | 7 | 6 | 7 | 7 | —  | 27 |

### SCORING SUMMARY

| Team     | Q | Time  | Play  |
|----------|---|-------|---|
| Chargers | 1 | 9:11  | Q.Johnston 5 yd. pass from J.Herbert (C.Dicker kick)  |
| Chargers | 2 | 13:47 | C.Dicker 39 yd. Field Goal                            |
| Chiefs   | 2 | 4:50  | H.Butker 35 yd. Field Goal                            |
| Chargers | 2 | 0:45  | C.Dicker 36 yd. Field Goal                            |
| Chiefs   | 2 | 0:00  | H.Butker 59 yd. Field Goal                            |
| Chiefs   | 3 | 8:05  | P.Mahomes 11 yd. run (kick failed, wr)                |
| Chargers | 3 | 0:32  | K.Allen 11 yd. pass from J.Herbert (C.Dicker kick)    |
| Chiefs   | 4 | 12:04 | T.Kelce 37 yd. pass from P.Mahomes (pass failed)      |
| Chargers | 4 | 5:02  | Q.Johnston 23 yd. pass from J.Herbert (C.Dicker kick) |
| Chiefs   | 4 | 2:34  | H.Butker 27 yd. Field Goal                            |

### TEAM STATISTICS

|                          | KC           | LAC          |
|--------------------------|--------------|--------------|
| FIRST DOWNS:             | 18           | 22           |
| TOTAL NET YARDS:         | 347          | 394          |
| NET RUSHING YARDS:       | 98           | 90           |
| NET PASSING YARDS:       | 249          | 304          |
| PENALTIES/YARDS:         | 10-71        | 6-49         |
| 3RD DOWN EFFICIENCY (%): | 5-14 (35.7%) | 7-13 (53.8%) |
| PUNTS/AVERAGE:           | 3-38.7       | 2-53.0       |
| SACKS/YARDS:             | 2/9          | 3/14         |
| FUMBLES/LOST:            | 1-0          | 1-0          |
| POINTS OFF TURNOVERS:    | 0            | 0            |
| AVG. DRIVE START:        | OWN 31       | OWN 24       |
| TIME OF POSSESSION:      | 27:16        | 32:44        |

### INDIVIDUAL TOP PERFORMERS



#### PASSING

|           | CMP | ATT | YDS | TD | INT | RT    |
|-----------|-----|-----|-----|----|-----|-------|
| J.Herbert | 25  | 34  | 318 | 3  | 0   | 131.7 |
| P.Mahomes | 24  | 39  | 258 | 1  | 0   | 89.5  |

#### RUSHING

|           | ATT | YDS | AVG | LG | TD |
|-----------|-----|-----|-----|----|----|
| O.Hampton | 15  | 48  | 3.2 | 11 | 0  |
| J.Herbert | 7   | 32  | 4.6 | 19 | 0  |
|           | ATT | YDS | AVG | LG | TD |
| P.Mahomes | 6   | 57  | 9.5 | 15 | 1  |
| I.Pacheco | 5   | 25  | 5.0 | 10 | 0  |

#### RECEIVING

|                  | REC | YDS | AVG  | LG | TD |
|------------------|-----|-----|------|----|----|
| K.Allen          | 7   | 68  | 9.7  | 15 | 1  |
| L.McConkey       | 6   | 74  | 12.3 | 23 | 0  |
| Q.Johnston       | 5   | 79  | 15.8 | 33 | 2  |
| T.Conklin        | 2   | 50  | 25.0 | 33 | 0  |
|                  | REC | YDS | AVG  | LG | TD |
| M.Brown          | 10  | 99  | 9.9  | 49 | 0  |
| J.Smith-Schuster | 5   | 55  | 11.0 | 16 | 0  |
| T.Kelce          | 2   | 47  | 23.5 | 37 | 1  |
| T.Thornton       | 2   | 41  | 20.5 | 38 | 0  |

**TACKLES (SOLO) - LAC:** A.Gilman 9 (4), D.Henley 8 (3), D.James 7 (5);  
**KC:** C.Conner 9 (7), N.Bolton 8 (6), J.Watson 6 (5).

**SACKS - LAC:** D.Hand 1-1, D.Henley 1-8; **KC:** D.Tranquill 2-13, G.Karlaftis 1-1.

**INTERCEPTIONS - LAC:** None; **KC:** None.

#### STARTERS

|                    |                    |                          |                     |
|--------------------|--------------------|--------------------------|---------------------|
| WR..... K.Allen    | OLB.. T. Tuipulotu | WR..... J.Smith-Schuster | DE ..... M.Danna    |
| TE..... T.Conklin  | DL..... D.Hand     | WR..... M.Brown          | DT..... C.Jones     |
| LT ..... J.Alt     | DL..... T.Tart     | LT ..... J.Simmons       | DT..... J.Tillery   |
| LG..... Z.Johnson  | OLB..... K.Mak     | LG..... K.Suamataia      | LB..... L.Chenal    |
| C..... B.Bozeman   | LB..... D.Henley   | C..... C.Humphrey        | LB..... D.Tranquill |
| RG..... M.Becton   | LB..... D.Perryman | RG..... T.Smith          | LB..... N.Bolton    |
| RT ..... T.Pipkins | CB ..... D.Jackson | RT ..... J.Taylor        | DB..... C.Conner    |
| WR..... Q.Johnston | CB ..... T.Still   | TE..... T.Kelce          | DB..... J.Hicks     |
| WR..... L.McConkey | S..... E.Molden    | WR..... X.Worthy         | CB ..... T.McDuffie |
| QB..... J.Herbert  | S..... A.Gilman    | QB..... P.Mahomes        | CB ..... J.Watson   |
| RB..... O.Hampton  | S..... D.James     | RB..... I.Pacheco        | S..... B.Cook       |

## WEEK 2 AT LAS VEGAS



### CHARGERS 20 RAIDERS 9

Monday, Sept. 15, 2025  
Allegiant Stadium – Las Vegas, Nev.



### GAME STATISTICS

| TEAM          | 1  | 2 | 3 | 4 | OT | F  |
|---------------|----|---|---|---|----|----|
| L.A. Chargers | 10 | 7 | 3 | 0 | —  | 20 |
| Las Vegas     | 3  | 3 | 0 | 3 | —  | 9  |

### SCORING SUMMARY

| Team     | Q | Time  | Play  |
|----------|---|-------|---|
| Chargers | 1 | 13:43 | C.Dicker 38 yd. Field Goal                            |
| Raiders  | 1 | 9:02  | D.Carlson 54 yd. Field Goal                           |
| Chargers | 1 | 0:20  | K.Allen 10 yd. pass from J.Herbert (C.Dicker kick)    |
| Raiders  | 2 | 9:54  | D.Carlson 40 yd. Field Goal                           |
| Chargers | 2 | 1:51  | Q.Johnston 60 yd. pass from J.Herbert (C.Dicker kick) |
| Chargers | 3 | 7:30  | C.Dicker 20 yd. Field Goal                            |
| Raiders  | 4 | 11:15 | D.Carlson 37 yd. Field Goal                           |

### TEAM STATISTICS

|                          | LAC          | LV           |
|--------------------------|--------------|--------------|
| FIRST DOWNS:             | 15           | 15           |
| TOTAL NET YARDS:         | 317          | 218          |
| NET RUSHING YARDS:       | 81           | 68           |
| NET PASSING YARDS:       | 236          | 150          |
| PENALTIES/YARDS:         | 6-33         | 5-47         |
| 3RD DOWN EFFICIENCY (%): | 4-11 (36.4%) | 9-18 (50.0%) |
| PUNTS/AVERAGE:           | 3-52.7       | 2-57.0       |
| SACKS/YARDS:             | 3/30         | 2/26         |
| FUMBLES/LOST:            | 2-1          | 1-0          |
| POINTS OFF TURNOVERS:    | 3            | 0            |
| AVG. DRIVE START:        | OWN 35       | OWN 28       |
| TIME OF POSSESSION:      | 28:17        | 31:43        |

### INDIVIDUAL TOP PERFORMERS



#### PASSING

|           | CMP | ATT | YDS | TD | INT | RT    |
|-----------|-----|-----|-----|----|-----|-------|
| J.Herbert | 19  | 27  | 242 | 2  | 0   | 122.8 |
| G.Smith   | 24  | 43  | 180 | 0  | 3   | 37.0  |

#### RUSHING

|           | ATT | YDS | AVG | LG | TD |
|-----------|-----|-----|-----|----|----|
| J.Herbert | 9   | 31  | 3.4 | 12 | 0  |
| N.Harris  | 8   | 28  | 3.5 | 7  | 0  |
|           | ATT | YDS | AVG | LG | TD |
| A.Jeanty  | 11  | 43  | 3.9 | 13 | 0  |
| G.Smith   | 5   | 20  | 4.0 | 15 | 0  |

#### RECEIVING

|            | REC | YDS | AVG  | LG | TD |
|------------|-----|-----|------|----|----|
| K.Allen    | 5   | 61  | 12.2 | 25 | 1  |
| L.McConkey | 5   | 48  | 9.6  | 19 | 0  |
| Q.Johnston | 3   | 71  | 23.7 | 60 | 1  |
| T.Harris   | 2   | 34  | 17.0 | 24 | 0  |
|            | REC | YDS | AVG  | LG | TD |
| J.Meyers   | 6   | 68  | 11.3 | 25 | 0  |
| B.Bowers   | 5   | 38  | 7.6  | 9  | 0  |
| T.Tucker   | 3   | 12  | 4.0  | 5  | 0  |
| A.Jeanty   | 3   | 1   | 0.3  | 4  | 0  |

**TACKLES (SOLO) - LAC:** D.Henley 10 (7), T.Still 9 (7), D.James 7 (3); **LV:** D.White 8 (6), G.Pratt 7 (5), J.Chinn 6 (6).

**SACKS - LAC:** D.Henley 1-11, K.Mack 1-10, J.Caldwell 1-9; **LV:** J.Laulu 2-6.

**INTERCEPTIONS - LAC:** D.Henley 1-8-0, T.Jefferson 1-0-0, D.Jackson 1-0-0; **LV:** None.

#### STARTERS

|                    |                    |                    |                    |
|--------------------|--------------------|--------------------|--------------------|
| WR..... Q.Johnston | OLB.. T. Tuipulotu | WR ... D.Thornton  | DT ..... A.Butler  |
| LT ..... J.Alt     | DL..... T.Tart     | WR ... J.Meyers    | DL ..... L.Fotu    |
| LG..... Z.Johnson  | DL..... D.Hand     | LT .... K.Miller   | DT ..... T.Booker  |
| C..... B.Bozeman   | OLB..... K.Mack    | LG .... D.Parham   | DE ..... M.Crosby  |
| RG..... M.Becton   | LB..... D.Henley   | C ..... J.Meredith | LB ..... G.Pratt   |
| RT ..... T.Pipkins | LB..... T.Dye      | RG .... A.Cappa    | LB ..... D.White   |
| TE..... T.Conklin  | CB ..... D.Jackson | RT .... D.Glaze    | LB ..... E.Roberts |
| TE..... W.Dissly   | CB ..... T.Still   | TE .... M.Mayer    | CB ..... E.Stokes  |
| FB ..... S.Matlock | S..... T.Jefferson | WR ... T.Tucker    | CB ..... K.Kelly   |
| QB..... J.Herbert  | S..... A.Gilman    | QB .... G.Smith    | S ..... J.Chinn    |
| RB..... O.Hampton  | S..... D.James     | RB .... A.Jeanty   | S ..... I.Pola-Mao |

# 2025 GAME SUMMARIES

## WEEK 3 vs. DENVER



### BRONCOS 20 CHARGERS 23

Sunday, Sept. 21, 2025  
SoFi Stadium — Los Angeles, Calif.



#### GAME STATISTICS

| TEAM          | 1 | 2 | 3  | 4  | OT | F  |
|---------------|---|---|----|----|----|----|
| Denver        | 0 | 7 | 10 | 3  | —  | 20 |
| L.A. Chargers | 3 | 7 | 3  | 10 | —  | 23 |

#### SCORING SUMMARY

| Team     | Q | Time  | Play   |
|----------|---|-------|--|
| Chargers | 1 | 11:54 | C.Dicker 32 yd. Field Goal                         |
| Chargers | 2 | 1:53  | O.Hampton 3 yd. run (C.Dicker kick)                |
| Broncos  | 2 | 0:38  | C.Sutton 52 yd. pass from B.Nix (W.Lutz kick)      |
| Broncos  | 3 | 13:40 | J.Dobbins 19 yd. run (W.Lutz kick)                 |
| Broncos  | 3 | 12:02 | W.Lutz 42 yd. Field Goal                           |
| Chargers | 3 | 5:35  | C.Dicker 24 yd. Field Goal                         |
| Broncos  | 4 | 12:21 | W.Lutz 26 yd. Field Goal                           |
| Chargers | 4 | 2:37  | K.Allen 20 yd. pass from J.Herbert (C.Dicker kick) |
| Chargers | 4 | 0:00  | C.Dicker 43 yd. Field Goal                         |

#### TEAM STATISTICS

|                          | DEN          | LAC          |
|--------------------------|--------------|--------------|
| FIRST DOWNS:             | 9            | 29           |
| TOTAL NET YARDS:         | 265          | 376          |
| NET RUSHING YARDS:       | 118          | 106          |
| NET PASSING YARDS:       | 147          | 270          |
| PENALTIES/YARDS:         | 10-90        | 3-25         |
| 3RD DOWN EFFICIENCY (%): | 2-13 (15.4%) | 8/17 (47.1%) |
| PUNTS/AVERAGE:           | 7-47.1       | 5-49.8       |
| SACKS/YARDS:             | 5/30         | 2/6          |
| FUMBLES/LOST:            | 0-0          | 2-1          |
| POINTS OFF TURNOVERS:    | 3            | 0            |
| AVG. DRIVE START:        | OWN 30       | OWN 26       |
| TIME OF POSSESSION:      | 23:40        | 36:20        |

#### INDIVIDUAL TOP PERFORMERS



##### PASSING

|           | CMP | ATT | YDS | TD | INT | RT   |
|-----------|-----|-----|-----|----|-----|------|
| J.Herbert | 28  | 47  | 300 | 1  | 1   | 76.6 |
| B.Nix     | 14  | 25  | 153 | 1  | 0   | 87.6 |

##### RUSHING

|           | ATT | YDS | AVG | LG | TD |
|-----------|-----|-----|-----|----|----|
| O.Hampton | 19  | 70  | 3.7 | 11 | 1  |
| N.Harris  | 6   | 28  | 4.7 | 7  | 0  |
| J.Dobbins | 11  | 83  | 7.5 | 41 | 1  |
| B.Nix     | 8   | 33  | 4.1 | 12 | 0  |

##### RECEIVING

|            | REC | YDS | AVG  | LG | TD |
|------------|-----|-----|------|----|----|
| K.Allen    | 7   | 65  | 9.3  | 20 | 1  |
| Q.Johnston | 6   | 89  | 14.8 | 37 | 0  |
| O.Hampton  | 6   | 59  | 9.8  | 22 | 0  |
| O.Gadsden  | 5   | 46  | 9.2  | 17 | 0  |
| C.Sutton   | 6   | 118 | 19.7 | 52 | 1  |
| R.Harvey   | 3   | 14  | 4.7  | 9  | 0  |
| T.Franklin | 2   | 8   | 4.0  | 7  | 0  |
| L.Krull    | 1   | 9   | 9.0  | 9  | 0  |

**TACKLES (SOLO) - LAC:** D.James 12 (10), T.Jefferson 4 (3), D.Henley 4 (2);  
**DEN:** A.Singleton 12 (4), B.Jones 11 (6), T.Hufanga 6 (4).

**SACKS - LAC:** D.James 1-6, T.Dye 1-0; **DEN:** N.Bonitto, 2-16, J.Cooper 1-7, J.Franklin-Myers 1-6, D.Jones 1-1.

**INTERCEPTIONS - LAC:** None; **DEN:** B.Jones 1-0-0.

##### STARTERS

|                   |                   |                     |                         |
|-------------------|-------------------|---------------------|-------------------------|
| WR.....Q.Johnston | OLB...T.Tuipulotu | WR.....C.Sutton     | DL.....Z.Allen          |
| WR.....L.McConkey | DL.....D.Hand     | WR.....M.Mims       | DT.....D.Jones          |
| LT.....J.Alt      | DL.....T.Tart     | LT.....G.Bolles     | DL.....J.Franklin-Myers |
| LG.....Z.Johnson  | OLB...B.Dupree    | LG.....B.Powes      | OLB...J.Cooper          |
| C.....B.Bozeman   | LB.....D.Henley   | C.....L.Wattenberg  | OLB...N.Bonitto         |
| RG.....M.Becton   | LB.....T.Dye      | RG.....Q.Meinerz    | ILB...A.Singleton       |
| RT.....T.Pipkins  | CB.....D.Jackson  | RT.....M.McGlinchey | ILB...J.Strnad          |
| TE.....T.Fisk     | CB.....T.Still    | WR.....T.Franklin   | CB.....P.Surtain        |
| TE.....T.Conklin  | S.....A.Gilman    | TE.....L.Krull      | CB.....R.Moss           |
| QB.....J.Herbert  | S.....D.James     | QB.....B.Nix        | S.....T.Hufanga         |
| RB.....O.Hampton  | S.....T.Jefferson | RB.....R.Harvey     | S.....B.Jones           |

## WEEK 4 AT NEW YORK GIANTS



### CHARGERS 18 GIANTS 21

Sunday, Sept. 28, 2025  
MetLife Stadium — East Rutherford, N.J.



#### GAME STATISTICS

| TEAM            | 1 | 2  | 3 | 4 | OT | F  |
|-----------------|---|----|---|---|----|----|
| L.A. Chargers   | 0 | 10 | 8 | 0 | —  | 18 |
| New York Giants | 7 | 6  | 8 | 0 | —  | 21 |

#### SCORING SUMMARY

| Team     | Q | Time  | Play  |
|----------|---|-------|---|
| Giants   | 1 | 9:20  | J.Dart 15 yd. run (J.McAtamney kick)                  |
| Giants   | 2 | 13:47 | J.McAtamney 22 yd. Field Goal                         |
| Chargers | 2 | 8:06  | C.Dicker 43 yd. Field Goal                            |
| Giants   | 2 | 1:52  | J.McAtamney 31 yd. Field Goal                         |
| Chargers | 2 | 0:27  | Q.Johnston 36 yd. pass from J.Herbert (C.Dicker kick) |
| Giants   | 3 | 2:49  | T.Johnson 3 yd. pass from J.Dart (C.Skattebo run)     |
| Chargers | 3 | 1:27  | O.Hampton 54 yd. run (J.Herbert run)                  |

#### TEAM STATISTICS

|                          | LAC          | NYG          |
|--------------------------|--------------|--------------|
| FIRST DOWNS:             | 17           | 20           |
| TOTAL NET YARDS:         | 338          | 250          |
| NET RUSHING YARDS:       | 152          | 161          |
| NET PASSING YARDS:       | 186          | 89           |
| PENALTIES/YARDS:         | 14-107       | 8-43         |
| 3RD DOWN EFFICIENCY (%): | 4-12 (33.3%) | 7-15 (46.7%) |
| PUNTS/AVERAGE:           | 5-48.8       | 5-48.8       |
| SACKS/YARDS:             | 5/25         | 2/17         |
| FUMBLES/LOST:            | 0-0          | 2-0          |
| POINTS OFF TURNOVERS:    | 0            | 10           |
| AVG. DRIVE START:        | OWN 24       | OWN 38       |
| TIME OF POSSESSION:      | 24:32        | 35:28        |

#### INDIVIDUAL TOP PERFORMERS



##### PASSING

|           | CMP | ATT | YDS | TD | INT | RT   |
|-----------|-----|-----|-----|----|-----|------|
| J.Herbert | 23  | 41  | 203 | 1  | 2   | 57.3 |
| J.Dart    | 13  | 20  | 111 | 1  | 0   | 96.0 |

##### RUSHING

|            | ATT | YDS | AVG  | LG | TD |
|------------|-----|-----|------|----|----|
| O.Hampton  | 12  | 128 | 10.7 | 54 | 1  |
| J.Herbert  | 1   | 24  | 24.0 | 24 | 0  |
| C.Skattebo | 25  | 79  | 3.2  | 16 | 0  |
| J.Dart     | 10  | 54  | 5.4  | 15 | 1  |

##### RECEIVING

|            | REC | YDS | AVG  | LG | TD |
|------------|-----|-----|------|----|----|
| Q.Johnston | 8   | 98  | 12.3 | 36 | 1  |
| K.Allen    | 5   | 37  | 7.4  | 10 | 0  |
| O.Hampton  | 5   | 37  | 7.4  | 19 | 0  |
| O.Gadsden  | 2   | 16  | 8.0  | 11 | 0  |
| D.Slayton  | 3   | 44  | 14.7 | 18 | 0  |
| T.Johnson  | 3   | 17  | 5.7  | 10 | 1  |
| W.Robinson | 3   | 14  | 4.7  | 8  | 0  |
| M.Nabers   | 2   | 20  | 10.0 | 13 | 0  |

**TACKLES (SOLO) - LAC:** T.Dye 12 (3), D.Henley 9 (8), T.Tuipulotu 9 (6);  
**NYG:** D.Muasau 6 (2), C.Flott 5 (5), B.Burns 5 (4).

**SACKS - LAC:** T.Tuipulotu 4-19, J.Eboigbe 1-5, D.James 0.5-3, C.Murphy 0.5-3; **NYG:** B.Burns 1-16, K.Thibodeaux 1-1.

**INTERCEPTIONS - LAC:** None; **NYG:** D.Lawrence 1-37, A.Phillips 1-56.

##### STARTERS

|                   |                   |                    |                         |
|-------------------|-------------------|--------------------|-------------------------|
| WR.....Q.Johnston | OLB.....B.Dupree  | WR.....M.Nabers    | OLB...K.Thibodeaux      |
| LT.....J.Alt      | DL.....D.Hand     | TE.....T.Johnson   | DL...D.Alexander        |
| LG.....Z.Johnson  | DL.....T.Tart     | LT.....A.Thomas    | DL...D.Lawrence         |
| C.....B.Bozeman   | OLB...T.Tuipulotu | LG.....J.Runyan    | DT...R.Robertson-Harris |
| RG.....J.Salyer   | LB.....D.Henley   | C.....J.Schmitz    | OLB.....B.Burns         |
| RT.....T.Pipkins  | LB.....T.Dye      | RG.....G.Van Roten | ILB...B.Okereke         |
| TE.....T.Conklin  | CB.....D.Jackson  | RT.....J.Elumunor  | LB.....D.Muasau         |
| WR.....L.McConkey | CB.....T.Still    | WR.....W.Robinson  | CB.....C.Flott          |
| QB.....J.Herbert  | S.....E.Molden    | WR.....D.Slayton   | CB.....P.Adebo          |
| FB.....S.Matlock  | S.....A.Gilman    | QB.....J.Dart      | S.....T.Nubin           |
| RB.....O.Hampton  | S.....D.James     | FB.....C.Skattebo  | S.....J.Holland         |

# 2025 GAME SUMMARIES

## WEEK 5 vs. WASHINGTON



### COMMANDERS 27 CHARGERS 10

Sunday, Oct. 5, 2025  
SoFi Stadium – Los Angeles, Calif.



#### GAME STATISTICS

| TEAM          | 1  | 2  | 3  | 4 | OT | F  |
|---------------|----|----|----|---|----|----|
| Washington    | 0  | 10 | 10 | 7 | —  | 27 |
| L.A. Chargers | 10 | 0  | 0  | 0 | —  | 10 |

#### SCORING SUMMARY

| Team       | Q | Time  | Play   |
|------------|---|-------|--|
| Chargers   | 1 | 9:49  | L.McConkey 2 yd. pass from J.Herbert (C.Dicker kick) |
| Chargers   | 1 | 2:57  | C.Dicker 55 yd. Field Goal                           |
| Commanders | 2 | 4:15  | J.Croskey-Merritt 15 yd. run (M.Gay kick)            |
| Commanders | 2 | 0:02  | M.Gay 29 yd. Field Goal                              |
| Commanders | 3 | 10:58 | J.Croskey-Merritt 5 yd. run (M.Gay kick)             |
| Commanders | 3 | 5:49  | M.Gay 36 yd. Field Goal                              |
| Commanders | 4 | 1:08  | D.Samuel 8 yd. pass from J.Daniels (M.Gay kick)      |

#### TEAM STATISTICS

|                          | WAS         | LAC          |
|--------------------------|-------------|--------------|
| FIRST DOWNS:             | 22          | 18           |
| TOTAL NET YARDS:         | 389         | 336          |
| NET RUSHING YARDS:       | 163         | 155          |
| NET PASSING YARDS:       | 226         | 181          |
| PENALTIES/YARDS:         | 7-48        | 10-85        |
| 3RD DOWN EFFICIENCY (%): | 2-7 (28.6%) | 9-16 (56.3%) |
| PUNTS/AVERAGE:           | 2-50.5      | 2-48.0       |
| SACKS/YARDS:             | 5/29        | 1/5          |
| FUMBLES/LOST:            | 1-1         | 1-1          |
| POINTS OFF TURNOVERS:    | 14          | 0            |
| AVG. DRIVE START:        | OWN 25      | OWN 28       |
| TIME OF POSSESSION:      | 25:41       | 34:19        |

#### INDIVIDUAL TOP PERFORMERS



##### PASSING

|           | CMP | ATT | YDS | TD | INT | RT    |
|-----------|-----|-----|-----|----|-----|-------|
| J.Herbert | 22  | 29  | 166 | 1  | 1   | 86.3  |
| T.Lance   | 3   | 4   | 44  | 0  | 0   | 110.4 |

##### RUSHING

|           | ATT | YDS | AVG  | LG | TD |
|-----------|-----|-----|------|----|----|
| J.Herbert | 4   | 60  | 15.0 | 41 | 0  |
| O.Hampton | 12  | 44  | 3.7  | 8  | 0  |
| K.Vidal   | 4   | 18  | 4.5  | 11 | 0  |

##### RECEIVING

|            | REC | YDS | AVG  | LG | TD |
|------------|-----|-----|------|----|----|
| O.Hampton  | 6   | 26  | 4.3  | 12 | 0  |
| K.Allen    | 5   | 58  | 11.6 | 29 | 0  |
| L.McConkey | 5   | 39  | 7.8  | 13 | 1  |
| Q.Johnston | 4   | 40  | 10.0 | 16 | 0  |

**TACKLES (SOLO) - LAC:** T.Dye (11 (4), D.Henley 8 (2), E.Molden 5 (4);  
**WAS:** B.Wagner 14 (8), Q.Martin 9 (6), M.Sainristil 7 (6), J.Reaves 7 (5).

**SACKS - LAC:** J.Eboigbe 1-5; **WAS:** D.Armstrong 2-9, V.Miller 1.5-8, JH.Newton 1-9, J.Martin 0.5-3.

**INTERCEPTIONS - LAC:** None; **WAS:** M.Sainristil 1-0-0.

##### STARTERS

|                  |                      |                          |                    |
|------------------|----------------------|--------------------------|--------------------|
| WR.....T.Harris  | OLB.....T. Tuipulotu | WR.....D.Samuel          | DE.....J.Holmes    |
| LT.....A.Deculus | DL.....D.Hand        | WR.....J.Lane            | DT.....E.Goldman   |
| LG.....Z.Johnson | DL.....T.Tart        | WR.....C.Moore           | DT.....D.Payne     |
| C.....B.Bozeman  | OLB.....B.Dupree     | LT.....L.Tunsil          | DT.....J.Kinlaw    |
| RG.....M.Becton  | LB.....D.Henley      | LG.....C.Paul            | LB.....B.Wagner    |
| RT.....T.Pipkins | LB.....T.Dye         | C.....T.Biadasz          | LB.....F.Luvu      |
| TE.....T.Conklin | CB.....D.Jackson     | RG.....A.Wylie           | LB.....J.Magee     |
| TE.....T.Fisk    | CB.....T.Still       | RT.....J.Conerly         | CB.....M.Lattimore |
| TE.....O.Gadsden | S.....A.Gilman       | TE.....Z.Ertz            | S.....B.Butler     |
| QB.....J.Herbert | S.....D.James        | QB.....J.Daniels         | S.....Q.Martin     |
| RB.....O.Hampton | S.....E.Molden       | RB.....J.Croskey-Merritt | S.....J.Reaves     |

## WEEK 6 AT MIAMI



### CHARGERS 29 DOLPHINS 27

Sunday, Oct. 12, 2025  
Hard Rock Stadium – Miami Gardens, Fla.



#### GAME STATISTICS

| TEAM          | 1 | 2 | 3  | 4  | OT | F  |
|---------------|---|---|----|----|----|----|
| L.A. Chargers | 6 | 3 | 14 | 6  | —  | 29 |
| Miami         | 7 | 6 | 0  | 14 | —  | 27 |

#### SCORING SUMMARY

| Team     | Q | Time  | Play   |
|----------|---|-------|--|
| Chargers | 1 | 7:52  | C.Dicker 35 yd. Field Goal                               |
| Dolphins | 1 | 4:03  | D.Achane 49 yd. run (R.Patterson kick)                   |
| Chargers | 1 | 0:35  | C.Dicker 31 yd. Field Goal                               |
| Chargers | 2 | 8:39  | C.Dicker 29 yd. Field Goal                               |
| Dolphins | 2 | 4:30  | R.Patterson 47 yd. Field Goal                            |
| Dolphins | 2 | 0:00  | R.Patterson 27 yd. Field Goal                            |
| Chargers | 3 | 7:26  | L.McConkey 5 yd. pass from J.Herbert (C.Dicker kick)     |
| Chargers | 3 | 3:55  | K.Vidal 7 yd. pass from J.Herbert (C.Dicker kick)        |
| Chargers | 4 | 12:47 | C.Dicker 35 yd. Field Goal                               |
| Dolphins | 4 | 7:56  | D.Achane 4 yd. run (R.Patterson kick)                    |
| Dolphins | 4 | 0:46  | D.Waller 7 yd. pass from T.Tagovailoa (R.Patterson kick) |
| Chargers | 4 | 0:05  | C.Dicker 33 yd. Field Goal                               |

#### TEAM STATISTICS

|                          | LAC          | MIA          |
|--------------------------|--------------|--------------|
| FIRST DOWNS:             | 20           | 19           |
| TOTAL NET YARDS:         | 403          | 341          |
| NET RUSHING YARDS:       | 263          | 204          |
| NET PASSING YARDS:       | 140          | 137          |
| PENALTIES/YARDS:         | 7-45         | 4-45         |
| 3RD DOWN EFFICIENCY (%): | 6-15 (40.0%) | 5-11 (45.5%) |
| PUNTS/AVERAGE:           | 4-47.0       | 2-55.5       |
| SACKS/YARDS:             | 2/9          | 1/1          |
| FUMBLES/LOST:            | 2/1          | 0/0          |
| POINTS OFF TURNOVERS:    | 10           | 7            |
| AVG. DRIVE START:        | OWN 31       | OWN 32       |
| TIME OF POSSESSION:      | 34:19        | 25:41        |

#### INDIVIDUAL TOP PERFORMERS



##### PASSING

|              | CMP | ATT | YDS | TD | INT | RT    |
|--------------|-----|-----|-----|----|-----|-------|
| J.Herbert    | 29  | 38  | 264 | 2  | 0   | 112.2 |
| T.Tagovailoa | 21  | 32  | 205 | 1  | 3   | 54.8  |

##### RUSHING

|           | ATT | YDS | AVG | LG | TD |
|-----------|-----|-----|-----|----|----|
| K.Vidal   | 18  | 124 | 6.9 | 38 | 0  |
| H.Haskins | 6   | 14  | 2.3 | 10 | 0  |

##### RECEIVING

|            | REC | YDS | AVG  | LG | TD |
|------------|-----|-----|------|----|----|
| L.McConkey | 7   | 100 | 14.3 | 42 | 1  |
| O.Gadsden  | 7   | 68  | 9.7  | 21 | 0  |
| K.Allen    | 4   | 27  | 6.8  | 9  | 0  |
| T.Harris   | 4   | 27  | 6.8  | 8  | 0  |

**TACKLES (SOLO) - LAC:** D.Henley 7 (3), T.Dye 6 (5), E.Molden 6 (3);  
**MIA:** K.Britt 13 (6), J.BRooks 9 (9), R.Douglas 7 (4).

**SACKS - LAC:** O.Oweh 1-0-1, T.Tuipulotu 1-0-8; **MIA:** K.Grant 1-0-1.

**INTERCEPTIONS - LAC:** D.James Jr. 1-21-0, T.Jefferson 1-2-0, B.St-Juste 1-0-0; **MIA:** None.

##### STARTERS

|                        |                   |                           |                     |
|------------------------|-------------------|---------------------------|---------------------|
| TE.....O.Gadsden       | OLB.....B.Dupree  | WR.....N.Westbrook-Ikhine | DT.....Z.Sieler     |
| LT.....A.Deculus       | DL.....J.Eboigbe  | TE.....J.Hill             | DT.....Jo.Phillips  |
| LG.....Z.Johnson       | DL.....J.Caldwell | LT.....P.Paul             | LB.....B.Chubb      |
| C.....B.Bozeman        | DL.....T.Tart     | LG.....J.Savaiinaea       | LB.....Ja.Phillips  |
| RG.....M.Becton        | OLB...T.Tuipulotu | C.....A.Brewer            | LB.....K.Britt      |
| RT.....B.Hart          | LB.....D.Henley   | RG.....C.Strange          | LB.....J.Brooks     |
| WR.....L.McConkey      | LB.....T.Dye      | RT.....L.Borom            | CB.....J.Jones      |
| WR.....T.Harris        | CB.....T.Still    | WR.....J.Waddle           | CB.....R.Douglas    |
| WR.....K.Lambert-Smith | CB.....D.Jackson  | QB.....T.Tagovailoa       | S.....D.Trader      |
| QB.....J.Herbert       | S.....D.James     | FB.....A.Ingold           | S.....A.Davis       |
| RB.....K.Vidal         | S.....E.Molden    | RB.....D.Achane           | S.....M.Fitzpatrick |



# 2025 GAME SUMMARIES

## WEEK 7 vs. INDIANAPOLIS



**COLTS 38  
CHARGERS 24**

Sunday, Oct. 19, 2025  
SoFi Stadium – Los Angeles, Calif.



### GAME STATISTICS

| TEAM          | 1 | 2  | 3  | 4 | OT | F  |
|---------------|---|----|----|---|----|----|
| Indianapolis  | 6 | 17 | 15 | 0 | —  | 38 |
| L.A. Chargers | 3 | 0  | 14 | 7 | —  | 24 |

### SCORING SUMMARY

| Team     | Q | Time  | Play   |
|----------|---|-------|--|
| Colts    | 1 | 12:36 | J.Taylor 23 yd. run (kick failed, wl)                |
| Chargers | 1 | 7:35  | C.Dicker 43 yd. Field Goal                           |
| Colts    | 2 | 14:54 | M.Pittman 4 yd. pass from D.Jones (M.Badgley kick)   |
| Colts    | 2 | 8:56  | T.Warren 5 yd. pass from D.Jones (M.Badgley kick)    |
| Colts    | 2 | 0:00  | M.Badgley 36 yd. Field Goal                          |
| Chargers | 3 | 13:01 | Q.Johnston 7 yd. pass from J.Herbert (C.Dicker kick) |
| Colts    | 3 | 12:03 | J.Taylor 8 yd. run (D.Jones-M.Pittman pass)          |
| Chargers | 3 | 6:13  | K.Allen 4 yd. pass from J.Herbert (C.Dicker kick)    |
| Colts    | 3 | 3:33  | J.Taylor 19 yd. run (M.Badgley kick)                 |
| Chargers | 4 | 13:40 | O.Gadsden 15 yd. pass from J.Herbert (C.Dicker kick) |

### TEAM STATISTICS

|                          | IND          | LAC          |
|--------------------------|--------------|--------------|
| FIRST DOWNS:             | 24           | 25           |
| TOTAL NET YARDS:         | 401          | 445          |
| NET RUSHING YARDS:       | 120          | 54           |
| NET PASSING YARDS:       | 281          | 391          |
| PENALTIES/YARDS:         | 3-42         | 6-35         |
| 3RD DOWN EFFICIENCY (%): | 5-11 (45.5%) | 8-16 (50.0%) |
| PUNTS/AVERAGE:           | 2-43.5       | 1-53.0       |
| SACKS/YARDS:             | 3/29         | 1/7          |
| FUMBLES/LOST:            | 1-0          | 0-0          |
| POINTS OFF TURNOVERS:    | 3            | 0            |
| AVG. DRIVE START:        | OWN 34       | OWN 25       |
| TIME OF POSSESSION:      | 25:33        | 34:27        |

### INDIVIDUAL TOP PERFORMERS



#### PASSING

|           | CMP | ATT | YDS | TD | INT | RT    |
|-----------|-----|-----|-----|----|-----|-------|
| J.Herbert | 37  | 55  | 420 | 3  | 2   | 93.0  |
| D.Jones   | 23  | 34  | 288 | 2  | 0   | 113.4 |

#### RUSHING

|            | ATT | YDS | AVG | LG | TD |
|------------|-----|-----|-----|----|----|
| J.Herbert  | 6   | 31  | 5.2 | 11 | 0  |
| K.Vidal    | 9   | 20  | 2.2 | 5  | 0  |
| H.Haskins  | 1   | 3   | 3.0 | 3  | 0  |
|            | ATT | YDS | AVG | LG | TD |
| J.Taylor   | 16  | 94  | 5.9 | 23 | 3  |
| A.Abdullah | 2   | 19  | 9.5 | 14 | 0  |
| D.Jones    | 5   | 7   | 1.4 | 7  | 0  |

#### RECEIVING

|            | REC | YDS | AVG  | LG | TD |
|------------|-----|-----|------|----|----|
| K.Allen    | 11  | 119 | 10.8 | 30 | 1  |
| L.McConkey | 9   | 67  | 7.4  | 15 | 0  |
| O.Gadsden  | 7   | 164 | 23.4 | 53 | 1  |
| K.Vidal    | 4   | 15  | 3.8  | 8  | 0  |
|            | REC | YDS | AVG  | LG | TD |
| M.Pittman  | 7   | 58  | 8.3  | 16 | 1  |
| A.Pierce   | 5   | 98  | 19.6 | 48 | 0  |
| T.Warren   | 4   | 69  | 17.3 | 29 | 1  |
| J.Taylor   | 3   | 38  | 12.7 | 19 | 0  |

**TACKLES (SOLO) - LAC:** D.James 7 (3), T.Jefferson 6 (5), J.Caldwell 4 (2);  
**IND:** K.Moore 8 (4), C.Bynum 8 (3), N.Cross 6 (6), M.Blackmon 6 (5), J.Edwards 6 (3).

**SACKS - LAC:** K.Mack 1-7; **IND:** D.Buckner 2-20, L.Latu 1-9.

**INTERCEPTIONS - LAC:** None; **IND:** G.Stewart 1-3-0, N.Cross 1-0-0.

#### STARTERS

|                   |                   |                    |                    |
|-------------------|-------------------|--------------------|--------------------|
| WR.....Q.Johnston | OLB...T.Tuipulotu | WR.....A.Pierce    | DE.....L.Latu      |
| WR.....T.Harris   | DL.....J.Caldwell | WR.....M.Pittman   | DT.....G.Stewart   |
| LT.....A.Deculus  | DL.....T.Tart     | TE.....T.Warren    | DT.....D.Buckner   |
| LG.....Z.Johnson  | OLB.....O.Oweh    | LT.....B.Raimann   | DE.....K.Paye      |
| C.....B.Bozeman   | LB.....D.Perryman | LG.....Q.Nelson    | MLB.....Z.Franklin |
| RG.....M.Becton   | LB.....D.Henley   | C.....T.Bortolini  | LB.....G.Pratt     |
| RT.....B.Hart     | CB.....T.Still    | RG.....M.Goncalves | CB.....J.Edwards   |
| TE.....T.Fisk     | CB.....D.Jackson  | RT.....B.Smith     | CB.....K.Moore     |
| WR.....L.McConkey | CB.....B.St-Juste | WR.....A.Gould     | CB...M.Blackmon    |
| QB.....J.Herbert  | S.....D.James     | QB.....D.Jones     | S.....C.Bynum      |
| RB.....K.Vidal    | S.....T.Jefferson | RB.....J.Taylor    | S.....N.Cross      |

## WEEK 8 vs. MINNESOTA



**VIKINGS 10  
CHARGERS 37**

Thursday, Oct. 23, 2025  
SoFi Stadium – Inglewood, Calif.



### GAME STATISTICS

| TEAM          | 1 | 2  | 3 | 4  | OT | F  |
|---------------|---|----|---|----|----|----|
| Minnesota     | 0 | 3  | 7 | 0  | —  | 10 |
| L.A. Chargers | 7 | 14 | 3 | 13 | —  | 37 |

### SCORING SUMMARY

| Team     | Q | Time  | Play  |
|----------|---|-------|---|
| Chargers | 1 | 4:01  | O.Gadsden 8 yd. pass from J.Herbert (C.Dicker kick)   |
| Chargers | 2 | 13:08 | K.Vidal 3 yd. run (C.Dicker kick)                     |
| Vikings  | 2 | 8:55  | W.Reichard 54 yd. Field Goal                          |
| Chargers | 2 | 0:45  | L.McConkey 27 yd. pass from J.Herbert (C.Dicker kick) |
| Chargers | 3 | 10:01 | C.Dicker 43 yd. Field Goal                            |
| Vikings  | 3 | 4:36  | J.Addison 4 yd. pass from C.Wentz (W.Reichard kick)   |
| Chargers | 4 | 12:42 | T.Harris 6 yd. pass from J.Herbert (C.Dicker kick)    |
| Chargers | 4 | 7:01  | C.Dicker 34 yd. Field Goal                            |
| Chargers | 4 | 1:56  | C.Dicker 45 yd. Field Goal                            |

### TEAM STATISTICS

|                          | MIN          | LAC          |
|--------------------------|--------------|--------------|
| FIRST DOWNS:             | 12           | 29           |
| TOTAL NET YARDS:         | 164          | 419          |
| NET RUSHING YARDS:       | 34           | 207          |
| NET PASSING YARDS:       | 130          | 212          |
| PENALTIES/YARDS:         | 8-66         | 8-46         |
| 3RD DOWN EFFICIENCY (%): | 3-11 (27.3%) | 9-13 (69.2%) |
| PUNTS/AVERAGE:           | 4-46.0       | 0-0.0        |
| SACKS/YARDS:             | 2-15         | 5/27         |
| FUMBLES/LOST:            | 1-0          | 0-0          |
| POINTS OFF TURNOVERS:    | 7            | 3            |
| AVG. DRIVE START:        | OWN 28       | OWN 25       |
| TIME OF POSSESSION:      | 20:56        | 39:04        |

### INDIVIDUAL TOP PERFORMERS



#### PASSING

|           | CMP | ATT | YDS | TD | INT | RT    |
|-----------|-----|-----|-----|----|-----|-------|
| J.Herbert | 18  | 25  | 227 | 3  | 1   | 122.8 |
| C.Wentz   | 15  | 27  | 144 | 1  | 1   | 67.5  |

#### RUSHING

|           | ATT | YDS | AVG | LG | TD |
|-----------|-----|-----|-----|----|----|
| K.Vidal   | 23  | 117 | 5.1 | 21 | 1  |
| J.Herbert | 7   | 62  | 8.9 | 18 | 0  |
|           | ATT | YDS | AVG | LG | TD |
| Z.Scott   | 2   | 16  | 8.0 | 10 | 0  |
| A.Jones   | 5   | 15  | 3.0 | 5  | 0  |

#### RECEIVING

|             | REC | YDS | AVG  | LG | TD |
|-------------|-----|-----|------|----|----|
| L.McConkey  | 6   | 88  | 14.7 | 27 | 1  |
| O.Gadsden   | 5   | 77  | 15.4 | 40 | 1  |
| K.Allen     | 4   | 44  | 11.0 | 17 | 0  |
| T.Harris    | 2   | 8   | 4.0  | 6  | 1  |
|             | REC | YDS | AVG  | LG | TD |
| J.Jefferson | 7   | 74  | 10.6 | 17 | 0  |
| J.Addison   | 3   | 26  | 8.7  | 15 | 1  |
| T.Hockenson | 2   | 26  | 13.0 | 14 | 0  |
| A.Jones     | 2   | 15  | 7.5  | 13 | 0  |

**TACKLES (SOLO) - LAC:** B.St-Juste 7 (7), C.Hart 4 (4), D.Henley 4 (1);  
**MIN:** B.Cashman 11 (6), H.Smith 9 (8), E.Wilson 9 (5).

**SACKS - LAC:** J.Eboigbe 2.0-15, T.Tuipulotu 1.0-7, O.Oweh 1.0-1, K.Mack 1.0-4; **MIN:** J.Greenard 1.0-7, J.Allen 1.0-8.

**INTERCEPTIONS - LAC:** R.Mickens 1-15-0; **MIN:** J.Metellus 1-0-0.

#### STARTERS

|                  |                   |                  |                  |
|------------------|-------------------|------------------|------------------|
| WR.....T.Harris  | OLB...T.Tuipulotu | WR...J.Jefferson | DL...L.Rodriguez |
| WR...L.McConkey  | DL.....J.Caldwell | TE...T.Hockenson | DL...J.Redmond   |
| LT.....J.Alt     | DL.....T.Tart     | LT...C.Darrisaw  | DL...J.Allen     |
| LG.....Z.Johnson | OLB.....K.Mack    | LG...D.Jackson   | OLB...J.Greenard |
| C.....B.Bozeman  | LB.....D.Henley   | C...B.Brandel    | LB.....E.Wilson  |
| RG.....M.Becton  | LB...D.Perryman   | RG...W.Fries     | LB.....I.Pace    |
| RT.....B.Hart    | CB.....T.Still    | RT...J.Skule     | LB...B.Cashman   |
| TE.....T.Fisk    | CB.....B.St-Juste | WR...A.Thielen   | CB.....I.Rodgers |
| FB...S.Matlock   | CB.....B.St-Juste | WR...J.Addison   | CB...B.Murphy    |
| QB.....J.Herbert | S.....T.Jefferson | QB...C.Wentz     | S.....H.Smith    |
| RB.....K.Vidal   | S.....D.James     | RB...A.Jones     | S.....J.Metellus |

# 2025 GAME SUMMARIES

## WEEK 9 AT TENNESSEE



### CHARGERS 27 TITANS 20

Sunday, Nov. 2, 2025  
Nissan Stadium – Nashville, Tenn.



#### GAME STATISTICS

| TEAM          | 1  | 2  | 3 | 4 | OT | F  |
|---------------|----|----|---|---|----|----|
| L.A. Chargers | 7  | 13 | 0 | 7 | —  | 27 |
| Tennessee     | 14 | 3  | 0 | 3 | —  | 20 |

#### SCORING SUMMARY

| Team     | Q | Time  | Play  |
|----------|---|-------|---|
| Titans   | 1 | 11:19 | C.Barton 24 yd. interception return (J.Slye kick)     |
| Chargers | 1 | 7:24  | S.Matlock 2 yd. pass from J.Herbert (C.Dicker kick)   |
| Titans   | 1 | 2:55  | C.Dike 67 yd. punt return (J.Slye kick)               |
| Chargers | 2 | 14:06 | C.Dicker 27 yd. Field Goal                            |
| Chargers | 2 | 8:37  | Q.Johnston 19 yd. pass from J.Herbert (C.Dicker kick) |
| Titans   | 2 | 5:02  | J.Slye 49 yd. Field Goal                              |
| Chargers | 2 | 0:20  | C.Dicker 52 yd. Field Goal                            |
| Chargers | 4 | 12:58 | J.Herbert 1 yd. run (C.Dicker kick)                   |
| Titans   | 4 | 4:19  | J.Slye 37 yd. Field Goal                              |

#### TEAM STATISTICS

|                          | LAC          | TEN         |
|--------------------------|--------------|-------------|
| FIRST DOWNS:             | 21           | 10          |
| TOTAL NET YARDS:         | 343          | 206         |
| NET RUSHING YARDS:       | 131          | 88          |
| NET PASSING YARDS:       | 212          | 118         |
| PENALTIES/YARDS:         | 3-20         | 7-60        |
| 3RD DOWN EFFICIENCY (%): | 7-13 (53.8%) | 1-9 (11.1%) |
| PUNTS/AVERAGE:           | 4-52.3       | 5-37.4      |
| SACKS/YARDS:             | 4/27         | 6/38        |
| FUMBLES/LOST:            | 1-0          | 2-0         |
| POINTS OFF TURNOVERS:    | 0            | 0           |
| AVG. DRIVE START:        | OWN 28       | OWN 32      |
| TIME OF POSSESSION:      | 34:20        | 29:40       |

#### INDIVIDUAL TOP PERFORMERS



##### PASSING

|           | CMP | ATT | YDS | TD | INT | RT    |
|-----------|-----|-----|-----|----|-----|-------|
| J.Herbert | 19  | 29  | 250 | 2  | 1   | 101.2 |
| C.Ward    | 12  | 21  | 145 | 0  | 0   | 78.5  |

##### RUSHING

|             | ATT | YDS | AVG | LG | TD |
|-------------|-----|-----|-----|----|----|
| J.Herbert   | 9   | 57  | 6.3 | 29 | 1  |
| J.Patterson | 9   | 44  | 4.9 | 9  | 0  |
| T.Pollard   | 10  | 56  | 5.6 | 16 | 0  |
| T.Spears    | 7   | 26  | 3.7 | 10 | 0  |

##### RECEIVING

|             | REC | YDS | AVG  | LG | TD |
|-------------|-----|-----|------|----|----|
| O.Gadsden   | 5   | 68  | 13.6 | 34 | 0  |
| L.McConkey  | 4   | 56  | 14.0 | 21 | 0  |
| Q.Johnston  | 4   | 53  | 13.3 | 23 | 1  |
| K.Allen     | 2   | 41  | 20.5 | 31 | 0  |
| E.Ayomanor  | 3   | 46  | 15.3 | 29 | 0  |
| T.Spears    | 3   | 36  | 12.0 | 26 | 0  |
| C.Okonkwo   | 2   | 10  | 5.0  | 6  | 0  |
| V.Jefferson | 1   | 21  | 21.0 | 21 | 0  |

**TACKLES (SOLO) – LAC:** D.James 8 (5), D.Perryman 7 (5), D.Henley 7 (2);  
**TEN:** C.Gray 16 (11), A.Hooker 7 (6), C.Barton 6 (2).

**SACKS – LAC:** O.Oweh 2-11, D.Henley 1-8, T.Tuipulotu 1-1; **TEN:** J.Ward 2-5-16, D.Jones 1.5-6, C.Gray 1-7, S.Joseph 1-9.

**INTERCEPTIONS – LAC:** None; **TEN:** C.Barton 1-24-1.

##### STARTERS

|                   |                   |                     |                     |
|-------------------|-------------------|---------------------|---------------------|
| WR.....L.McConkey | OLB...T.Tuipulotu | WR...E.Ayomanor     | OLB.....J.Ward      |
| WR.....K.Allen    | DL.....J.Caldwell | WR...C.Dike         | DE.....S.Joseph     |
| TE.....O.Gadsden  | DL.....T.Tart     | TE.....C.Okonkwo    | NT.....T.Sweat      |
| LT.....J.Alt      | OLB.....K.Mack    | LT.....D.Moore      | OLB.....D.Jones     |
| LG.....Z.Johnson  | LB.....D.Henley   | LG.....P.Skoronski  | ILB.....C.Gray      |
| C.....B.Bozeman   | LB...D.Perryman   | C.....L.Cushenberry | ILB...C.Barton      |
| RG.....F.Sarell   | DB.....E.Molden   | RG...J.Armour-Davis | CB...J.Armour-Davis |
| RT.....B.Hart     | CB.....D.Jackson  | RT...J.Latham       | CB...D.Baker        |
| WR.....Q.Johnston | CB.....C.Hart     | WR...V.Jefferson    | S.....A.Hooker      |
| QB.....J.Herbert  | S.....D.James Jr. | QB...C.Ward         | S.....Q.Diggs       |
| RB.....K.Vidal    | S.....R.Mickens   | RB...T.Pollard      | S.....K.Winston     |

## WEEK 10 vs. PITTSBURGH



### STEELERS 10 CHARGERS 25

Sunday, Nov. 9, 2025  
SoFi Stadium – Inglewood, Calif.



#### GAME STATISTICS

| TEAM          | 1 | 2  | 3 | 4  | OT | F  |
|---------------|---|----|---|----|----|----|
| Pittsburgh    | 3 | 0  | 0 | 7  | —  | 10 |
| L.A. Chargers | 2 | 10 | 3 | 10 | —  | 25 |

#### SCORING SUMMARY

| Team     | Q | Time  | Play  |
|----------|---|-------|---|
| Steelers | 1 | 10:25 | C.Boswell 59 yd. Field Goal                           |
| Chargers | 1 | 5:09  | A.Rodgers tackled in end zone for a Safety            |
| Chargers | 2 | 7:32  | C.Dicker 32 yd. Field Goal                            |
| Chargers | 2 | 0:12  | L.McConkey 15 yd. pass from J.Herbert (C.Dicker kick) |
| Chargers | 3 | 6:07  | C.Dicker 59 yd. Field Goal                            |
| Chargers | 4 | 9:26  | K.Vidal 2 yd. run (C.Dicker kick)                     |
| Chargers | 4 | 4:54  | C.Dicker 42 yd. Field Goal                            |
| Steelers | 4 | 2:57  | R.Wilson 27 yd. pass from A.Rodgers                   |

#### TEAM STATISTICS

|                          | PIT          | LAC          |
|--------------------------|--------------|--------------|
| FIRST DOWNS:             | 11           | 18           |
| TOTAL NET YARDS:         | 221          | 314          |
| NET RUSHING YARDS:       | 50           | 69           |
| NET PASSING YARDS:       | 148          | 199          |
| PENALTIES/YARDS:         | 4-29         | 8-55         |
| 3RD DOWN EFFICIENCY (%): | 2-11 (18.2%) | 6-17 (35.3%) |
| PUNTS/AVERAGE:           | 5-45.8       | 6-43.8       |
| SACKS/YARDS:             | 3/13         | 5/21         |
| FUMBLES/LOST:            | 2/1          | 0/0          |
| POINTS OFF TURNOVERS:    | 0            | 10           |
| AVG. DRIVE START:        | OWN 29       | OWN 37       |
| TIME OF POSSESSION:      | 22:25        | 37:35        |

#### INDIVIDUAL TOP PERFORMERS



##### PASSING

|           | CMP | ATT | YDS | TD | INT | RT   |
|-----------|-----|-----|-----|----|-----|------|
| J.Herbert | 20  | 33  | 220 | 1  | 0   | 90.5 |
| A.Rodgers | 16  | 31  | 161 | 1  | 2   | 50.6 |

##### RUSHING

|           | ATT | YDS | AVG | LG | TD |
|-----------|-----|-----|-----|----|----|
| K.Vidal   | 25  | 95  | 3.8 | 12 | 1  |
| J.Herbert | 5   | 19  | 3.8 | 15 | 0  |
| J.Warren  | 14  | 70  | 5.0 | 14 | 0  |
| K.Johnson | 2   | 3   | 1.5 | 5  | 0  |

##### RECEIVING

|              | REC | YDS | AVG  | LG | TD |
|--------------|-----|-----|------|----|----|
| Q.Johnston   | 5   | 42  | 8.4  | 15 | 0  |
| L.McConkey   | 4   | 107 | 26.8 | 58 | 1  |
| O.Gadsden    | 3   | 13  | 4.3  | 6  | 0  |
| K.Allen      | 2   | 19  | 9.5  | 12 | 0  |
| D.Metcalf    | 3   | 35  | 11.7 | 19 | 0  |
| P.Freiermuth | 3   | 33  | 11.0 | 15 | 0  |
| R.Wilson     | 2   | 35  | 17.5 | 27 | 1  |
| J.Warren     | 2   | 21  | 10.5 | 18 | 0  |

**TACKLES (SOLO) – LAC:** D.Henley 6 (5), E.Molden 5 (4), R.Mickens 4 (2);  
**PIT:** P.Queen 12 (2), J.Ramsey 8 (4), P.Wilson 7 (4).

**SACKS – LAC:** B.Dupree 1.0-1, K.Mack 1.0-9, T.Tuipulotu 1.0-3; **PIT:** A.Highsmith 2.0-2, K.Benton 1.0-7, N.Herbig 1.0-5, T.Watt 1.0-3.

**INTERCEPTIONS – LAC:** None; **PIT:** None.

##### STARTERS

|                     |                   |                    |                   |
|---------------------|-------------------|--------------------|-------------------|
| WR.....Q.Johnston   | OLB..T.Tuipulotu  | WR...D.Metcalf     | ROLB..A.Highsmith |
| TE.....O.Gadsden    | DL.....J.Caldwell | LT....B.Jones      | DT...Ca.Heyward   |
| LG.....A.Deculus    | DL.....T.Tart     | LG....A.Peat       | NT.....K.Benton   |
| LT.....Z.Johnson    | DL.....D.Hand     | C.....R.McCollum   | DE.....D.Harmon   |
| C.....B.Bozeman     | OLB.....K.Mack    | RG....M.McCormick  | LOLB.....T.Watt   |
| RG.....M.Becton Sr. | LB.....D.Henley   | RT....T.Fautanu    | LILB.....P.Queen  |
| RT.....T.Pipkins    | LB...D.Perryman   | OL....S.Anderson   | LB.....M.Harrison |
| TE.....T.Fisk       | DB.....E.Molden   | TE....D.Washington | LCB.....D.Slay    |
| WR.....L.McConkey   | CB.....D.Jackson  | WR...B.Skowronek   | RCB.....J.Porter  |
| QB.....J.Herbert    | CB.....C.Hart     | QB....A.Rodgers    | CB.....J.Ramsey   |
| RB.....K.Vidal      | S.....D.James Jr. | RB....J.Warren     | SS.....K.Dugger   |

# 2025 GAME SUMMARIES

## WEEK 11 AT JACKSONVILLE



### CHARGERS 6 JAGUARS 35

Sunday, Nov. 16, 2025  
EverBank Stadium — Jacksonville, Fla.



#### GAME STATISTICS

| TEAM          | 1 | 2 | 3 | 4  | OT | F  |
|---------------|---|---|---|----|----|----|
| L.A. Chargers | 3 | 3 | 0 | 0  | —  | 6  |
| Jacksonville  | 7 | 7 | 7 | 14 | —  | 35 |

#### SCORING SUMMARY

| Team     | Q | Time  | Play   |
|----------|---|-------|--|
| Chargers | 1 | 3:31  | C.Dicker 41 yd. Field Goal                           |
| Jaguars  | 1 | 0:00  | B.Tuten 4 yd. run (C.Little kick)                    |
| Chargers | 2 | 8:15  | C.Dicker 46 yd. Field Goal                           |
| Jaguars  | 2 | 3:37  | T.Etienne 2 yd. run (C.Little kick)                  |
| Jaguars  | 3 | 7:50  | T.Lawrence 1 yd. run (C.Little kick)                 |
| Jaguars  | 4 | 11:38 | T.Patrick 1 yd. pass from T.Lawrence (C.Little kick) |
| Jaguars  | 4 | 11:02 | T.Etienne 13 yd. run (C.Little kick)                 |

#### TEAM STATISTICS

|                          | LAC          | JAX          |
|--------------------------|--------------|--------------|
| FIRST DOWNS:             | 8            | 30           |
| TOTAL NET YARDS:         | 135          | 345          |
| NET RUSHING YARDS:       | 42           | 192          |
| NET PASSING YARDS:       | 93           | 153          |
| PENALTIES/YARDS:         | 5-71         | 1-5          |
| 3RD DOWN EFFICIENCY (%): | 3-12 (25.0%) | 5-10 (50.0%) |
| PUNTS/AVERAGE:           | 4-48.8       | 0-0.0        |
| SACKS/YARDS:             | 0/0          | 3/25         |
| FUMBLES/LOST:            | 0-0          | 0-0          |
| POINTS OFF TURNOVERS:    | 3            | 7            |
| AVG. DRIVE START:        | OWN 27       | OWN 34       |
| TIME OF POSSESSION:      | 22:05        | 37:55        |

#### INDIVIDUAL TOP PERFORMERS



##### PASSING

|            | CMP | ATT | YDS | TD | INT | RT   |
|------------|-----|-----|-----|----|-----|------|
| J.Herbert  | 10  | 18  | 81  | 0  | 1   | 44.0 |
| T.Lawrence | 14  | 22  | 153 | 1  | 1   | 80.3 |

##### RUSHING

|           | ATT | YDS | AVG | LG | TD |
|-----------|-----|-----|-----|----|----|
| J.Herbert | 3   | 21  | 7.0 | 12 | 0  |
| K.Vidal   | 5   | 13  | 2.6 | 4  | 0  |
| B.Tuten   | 15  | 74  | 4.9 | 15 | 1  |
| T.Etienne | 19  | 73  | 3.8 | 13 | 2  |

##### RECEIVING

|              | REC | YDS | AVG  | LG | TD |
|--------------|-----|-----|------|----|----|
| K.Allen      | 4   | 53  | 13.3 | 30 | 0  |
| L.McConkey   | 3   | 13  | 4.3  | 7  | 0  |
| O.Gadsden    | 2   | 41  | 20.5 | 28 | 0  |
| T.Harris     | 1   | 12  | 12.0 | 12 | 0  |
| J.Meyers     | 5   | 64  | 12.8 | 21 | 0  |
| T.Patrick    | 3   | 20  | 6.7  | 10 | 1  |
| J.Mundt      | 2   | 25  | 12.5 | 16 | 0  |
| P.Washington | 2   | 20  | 10.0 | 11 | 0  |

**TACKLES (SOLO) - LAC:** E.Molden 7 (5), D.Perryman 7 (4), J.Eboigbe 6 (5); **JAX:** F.Oluokun 5 (3), A.Wingard 5 (3), J.Hines-Allen 4 (2).

**SACKS - LAC:** None; **JAX:** J.Hines-Allen 1.0-14, A.Armstead 1.0-7, D.Striggow 0.5-2, T.Walker 0.5-2.

**INTERCEPTIONS - LAC:** D.Jackson 1-0-0; **JAX:** An.Johnson 1-44-0.

##### STARTERS

|                   |                     |                     |                      |
|-------------------|---------------------|---------------------|----------------------|
| WR.... Q.Johnston | OLB... T. Tuipulotu | WR.... T.Patrick    | DE ... J.Hines-Allen |
| WR.... T.Harris   | DL..... D.Hand      | LT..... W.Little    | DT..... D.Hamilton   |
| LT..... T.Penning | DL..... T.Tart      | LG..... E.Cleveland | DT.... A.Armstead    |
| LG.... Z.Johnson  | OLB.... K.Mack      | C..... R.Hainsey    | DE ..... T.Walker    |
| C..... B.Bozeman  | LB..... D.Henley    | RG..... P.Mekari    | LB..... D.Lloyd      |
| RG.... M.Becton   | LB.... D.Perryman   | RT .... C.Van Lanen | LB .... F.Oluokun    |
| RT .... T.Pipkins | DB ..... E.Molden   | TE..... Q.Morris    | CB ..... M.Brown     |
| TE..... T.Fisk    | CB ..... D.Jackson  | WR.... P.Washington | CB ..... J.Jones     |
| WR.... L.McConkey | CB ..... C.Hart     | WR.... J.Meyers     | CB .... G.Newsome    |
| QB.... J.Herbert  | S..... D.James Jr.  | QB.... T.Lawrence   | S..... A.Wingard     |
| RB.... K.Vidal    | S..... R.Mickens    | RB .... T.Etienne   | S..... An.Johnson    |

## WEEK 13 vs. LAS VEGAS



### RAIDERS 14 CHARGERS 31

Sunday, Nov. 30, 2025  
SoFi Stadium — Inglewood, Calif.



#### GAME STATISTICS

| TEAM          | 1 | 2 | 3  | 4  | OT | F  |
|---------------|---|---|----|----|----|----|
| Las Vegas     | 0 | 7 | 0  | 7  | —  | 14 |
| L.A. Chargers | 7 | 0 | 14 | 10 | —  | 31 |

#### SCORING SUMMARY

| Team     | Q | Time  | Play  |
|----------|---|-------|---|
| Chargers | 1 | 4:21  | Q.Johnston 10 yd. pass from J.Herbert (C.Dicker kick) |
| Raiders  | 2 | 1:50  | B.Bowers 6 yd. pass from G.Smith (D.Carlson kick)     |
| Chargers | 3 | 14:03 | K.Vidal 59 yd. run (C.Dicker kick)                    |
| Chargers | 3 | 2:23  | L.McConkey 7 yd. pass from J.Herbert (C.Dicker kick)  |
| Chargers | 4 | 14:49 | C.Dicker 56 yd. Field Goal                            |
| Raiders  | 4 | 7:49  | B.Bowers 6 yd. pass from G.Smith                      |
| Chargers | 4 | 1:55  | J.Patterson 2 yd. run (C.Dicker kick)                 |

#### TEAM STATISTICS

|                          | LV          | LAC           |
|--------------------------|-------------|---------------|
| FIRST DOWNS:             | 12          | 22            |
| TOTAL NET YARDS:         | 156         | 341           |
| NET RUSHING YARDS:       | 31          | 192           |
| NET PASSING YARDS:       | 125         | 149           |
| PENALTIES/YARDS:         | 4-50        | 4/27          |
| 3RD DOWN EFFICIENCY (%): | 2-8 (25.0%) | 12-17 (70.6%) |
| PUNTS/AVERAGE:           | 4-46.5      | 2-57.5        |
| SACKS/YARDS:             | 3/11        | 5/40          |
| FUMBLES/LOST:            | 1/0         | 0/0           |
| POINTS OFF TURNOVERS:    | 0           | 0             |
| AVG. DRIVE START:        | OWN 34      | OWN 33        |
| TIME OF POSSESSION:      | 24:12       | 35:48         |

#### INDIVIDUAL TOP PERFORMERS



##### PASSING

|           | CMP | ATT | YDS | TD | INT | RT    |
|-----------|-----|-----|-----|----|-----|-------|
| J.Herbert | 15  | 20  | 151 | 2  | 1   | 108.5 |
| G.Smith   | 18  | 23  | 165 | 2  | 1   | 107.4 |

##### RUSHING

|             | ATT | YDS | AVG | LG | TD |
|-------------|-----|-----|-----|----|----|
| K.Vidal     | 25  | 126 | 5.0 | 59 | 1  |
| J.Patterson | 11  | 54  | 4.9 | 22 | 1  |
| A.Jeanty    | 15  | 31  | 2.1 | 9  | 0  |
| R.Mostert   | 1   | 6   | 6.0 | 6  | 0  |

##### RECEIVING

|            | REC | YDS | AVG  | LG | TD |
|------------|-----|-----|------|----|----|
| L.McConkey | 4   | 39  | 9.8  | 15 | 1  |
| K.Allen    | 4   | 30  | 7.5  | 10 | 0  |
| T.Harris   | 3   | 30  | 10.0 | 16 | 0  |
| Q.Johnston | 3   | 23  | 7.7  | 10 | 1  |
| A.Jeanty   | 6   | 30  | 5.0  | 8  | 0  |
| B.Bowers   | 4   | 63  | 15.8 | 27 | 2  |
| T.Tucker   | 3   | 20  | 6.7  | 9  | 0  |
| J.Bech     | 2   | 22  | 11.0 | 16 | 0  |

**TACKLES (SOLO) - LAC:** D.Perryman 7 (6), T.Tuipulotu 6 (5), E.Molden 5 (2); **LV:** J.Chinn 17 (8), D.White 11 (5), M.Crosby 9 (6).

**SACKS - LAC:** T.Tuipulotu 2.0-16, B.Dupree 1.0-7, D.James Jr. 0.5-4.5, D.Hand 0.5-4, D. Henley 0.5-4.5, K.Mack 0.5-4.5; **LV:** M.Crosby 2.0-8, M.Koonce 1.0-3.

**INTERCEPTIONS - LAC:** T.Jeffersonn 1-0-0; **LV:** K.Kelly 1-0-0.

##### STARTERS

|                   |                    |                     |                     |
|-------------------|--------------------|---------------------|---------------------|
| WR.... T.Harris   | OLB..... K.Mack    | WR.... D.Thornton   | DE .... C.Snowden   |
| LT..... J.Salyer  | DL..... T.Tart     | LT ..... S.Sorsythe | DT..... A.Butler    |
| LG..... Z.Johnson | DL..... D.Hand     | LG..... D.Parham    | DL..... L.Fotu      |
| C..... B.Bozeman  | OLB... T.Tuipulotu | C..... A.Cappa      | DT..... J.Laulu     |
| RG.... M.Becton   | LB..... D.Henley   | RG..... C.Rogers    | DE ..... M.Crosby   |
| RT .... T.Pipkins | LB.... D.Perryman  | RT .... D.Glaze     | MLB.... E.Roberts   |
| TE..... O.Gadsden | DB ..... E.Molden  | TE..... I.Thomas    | LB..... D.White     |
| TE..... T.Fisk    | CB ..... D.Jackson | TE..... B.Bowers    | CB ..... E.Stokes   |
| QB.... J.Herbert  | CB ..... T.Still   | WR.... T.Tucker     | CB ..... D.Porter   |
| FB .... S.Matlock | S..... R.Mickens   | QB.... G.Smith      | FS ..... I.Pola-Mao |
| RB.... K.Vidal    | S..... D.James     | RB .... A.Jeanty    | SS ..... J.Chinn    |

# 2025 LOS ANGELES CHARGERS NUMERICAL ROSTER

## ACTIVE ROSTER

| No. | Name                  | Pos.  | Ht.  | Wt. | Age | Exp. | College               | Hometown                 | How Acq.      |
|-----|-----------------------|-------|------|-----|-----|------|-----------------------|--------------------------|---------------|
| 0   | Daiyan Henley         | LB    | 6-0  | 225 | 26  | 3    | Washington State      | Los Angeles, Calif.      | D3-'23        |
| 1   | Quentin Johnston      | WR    | 6-2  | 208 | 24  | 3    | TCU                   | Temple, Texas            | D1-'23        |
| 2   | Elijah Molden         | DB    | 5-10 | 192 | 26  | 5    | Washington            | West Linn, Ore.          | T (Ten)-'24   |
| 3   | Derwin James Jr.      | S     | 6-2  | 215 | 29  | 8    | Florida State         | Haines City, Fla.        | D1-'18        |
| 5   | Trey Lance            | QB    | 6-4  | 226 | 25  | 5    | North Dakota State    | Marshall, Minn.          | UFA (Dal)-'25 |
| 6   | Denzel Perryman       | LB    | 5-11 | 240 | 32  | 11   | Miami                 | Coral Gables, Fla.       | UFA (Hou)-'24 |
| 9   | Tre' Harris           | WR    | 6-3  | 210 | 23  | R    | Mississippi           | Broussard, La.           | D2-'25        |
| 10  | Justin Herbert        | QB    | 6-6  | 236 | 27  | 6    | Oregon                | Eugene, Ore.             | D1a-'20       |
| 11  | Cameron Dicker        | K     | 6-1  | 216 | 25  | 4    | Texas                 | Austin, Texas            | FA-'22        |
| 12  | Derius Davis          | WR    | 5-8  | 165 | 25  | 3    | TCU                   | St. Francisville, La.    | D4-'23        |
| 13  | Keenan Allen          | WR    | 6-2  | 211 | 33  | 13   | California            | Greensboro, N.C.         | FA-'25        |
| 15  | Ladd McConkey         | WR    | 6-0  | 185 | 24  | 2    | Georgia               | Chatsworth, Ga.          | D2-'24        |
| 16  | JK Scott              | P     | 6-5  | 208 | 30  | 7    | Alabama               | Denver, Colo.            | FA-'22        |
| 20  | Cam Hart              | CB    | 6-2  | 207 | 24  | 2    | Notre Dame            | Baltimore, Md.           | D5b-'24       |
| 23  | Tony Jefferson        | S     | 5-11 | 212 | 33  | 11   | Oklahoma              | Chula Vista, Calif.      | FA-'24        |
| 24  | Benjamin St-Juste     | CB    | 6-3  | 200 | 28  | 5    | Minnesota             | Montreal, Quebec, Canada | UFA (Was)-'25 |
| 26  | Donte Jackson         | CB    | 5-10 | 180 | 30  | 8    | Louisiana State       | Metairie, La.            | UFA (Pit)-'25 |
| 27  | RJ Mickens            | S     | 6-0  | 210 | 24  | R    | Clemson               | Southlake, Texas         | D6b-'25       |
| 29  | Tarheeb Still         | CB    | 6-1  | 196 | 23  | 2    | Maryland              | Sicklerville, N.J.       | D5a-'24       |
| 30  | Kimani Vidal          | RB    | 5-8  | 215 | 24  | 2    | Troy                  | Marietta, Ga.            | D6-'24        |
| 32  | Jaret Patterson       | RB    | 5-8  | 195 | 25  | 2    | Buffalo               | Glendale, Md.            | FA-'23        |
| 33  | Deane Leonard         | DB    | 6-0  | 195 | 26  | 4    | Mississippi           | Calgary, Alberta, Canada | D7a-'22       |
| 40  | Kendall Williamson    | S     | 6-0  | 203 | 25  | 1    | Stanford              | Snellville, Ga.          | FA-'24        |
| 42  | Tucker Fisk           | TE    | 6-4  | 285 | 26  | 3    | Stanford              | Davis, Calif.            | FA-'24        |
| 43  | Troy Dye              | LB    | 6-3  | 225 | 29  | 6    | Oregon                | Norco, Calif.            | UFA (Min)-'24 |
| 44  | Scott Matlock         | FB/DL | 6-4  | 296 | 25  | 3    | Boise State           | Homedale, Idaho          | D6-'23        |
| 45  | Tuli Tuipulotu        | OLB   | 6-3  | 266 | 23  | 3    | Southern California   | Hawthorne, Calif.        | D2-'23        |
| 46  | Nikko Reed            | CB    | 5-10 | 180 | 22  | R    | Oregon                | Oakland, Calif.          | FA-'25        |
| 47  | Josh Harris           | LS    | 6-1  | 224 | 36  | 14   | Auburn                | Carrollton, Ga.          | UFA (Atl)-'22 |
| 48  | Bud Dupree            | OLB   | 6-4  | 269 | 32  | 11   | Kentucky              | Macon, Ga.               | FA-'24        |
| 52  | Khalil Mack           | OLB   | 6-3  | 269 | 34  | 12   | Buffalo               | Fort Pierce, Fla.        | T (Chi)-'22   |
| 53  | Del'Shawn Phillips    | LB    | 6-2  | 230 | 29  | 6    | Illinois              | Highland Park, Ill.      | UFA (Hou)-'25 |
| 54  | Kyle Kennard          | OLB   | 6-5  | 254 | 23  | R    | South Carolina        | Atlanta, Ga.             | D4-'25        |
| 58  | Marlowe Wax           | LB    | 6-1  | 236 | 22  | R    | Syracuse              | Baltimore, Md.           | FA-'25        |
| 64  | Trevor Penning        | OL    | 6-7  | 325 | 26  | 4    | Northern Iowa         | Clear Lake, Iowa         | T (NO)-'25    |
| 66  | Bobby Hart            | T     | 6-4  | 310 | 31  | 9    | Florida State         | Lauderhill, Fla.         | FA-'25        |
| 68  | Jamaree Salyer        | OL    | 6-4  | 325 | 25  | 4    | Georgia               | Atlanta, Ga.             | D6a-'22       |
| 73  | Mekhi Becton Sr.      | G     | 6-7  | 363 | 26  | 6    | Louisville            | Highland Springs, Va.    | UFA (Phi)-'25 |
| 74  | Austin Deculus        | T     | 6-5  | 321 | 26  | 3    | Louisiana State       | Mamou, La.               | T (Hou)-'25   |
| 75  | Bradley Bozeman       | C     | 6-5  | 325 | 31  | 8    | Alabama               | Roanoke, Ala.            | FA-'24        |
| 77  | Zion Johnson          | G     | 6-3  | 316 | 26  | 4    | Boston College        | Bowie, Md.               | D1-'22        |
| 78  | Andre James           | C     | 6-4  | 300 | 28  | 7    | UCLA                  | Herriman, Utah           | FA-'25        |
| 79  | Trey Pipkins III      | G/T   | 6-6  | 307 | 29  | 7    | Sioux Falls           | Apple Valley, Minn.      | D3-'19        |
| 83  | Tyler Conklin         | TE    | 6-3  | 248 | 30  | 8    | Central Michigan      | Chesterfield, Mich.      | UFA (NYJ)-'25 |
| 84  | KeAndre Lambert-Smith | WR    | 6-1  | 182 | 24  | R    | Auburn                | Norfolk, Va.             | D5a-'25       |
| 86  | Oronde Gadsden        | TE    | 6-5  | 236 | 22  | R    | Syracuse              | Plantation, Fla.         | D5b-'25       |
| 89  | Will Dissly           | TE    | 6-4  | 265 | 29  | 8    | Washington            | Bozeman, Mont.           | FA-'24        |
| 90  | Teari Tart            | DL    | 6-2  | 315 | 28  | 6    | Florida International | Philadelphia, Pa.        | FA-'24        |
| 91  | Da'Shawn Hand         | DL    | 6-3  | 302 | 30  | 8    | Alabama               | Woodbridge, Va.          | UFA (Mia)-'25 |
| 92  | Justin Eboigbe        | DL    | 6-5  | 292 | 24  | 2    | Alabama               | Forest Park, Ga.         | D4-'24        |
| 96  | Naquan Jones          | DL    | 6-3  | 313 | 27  | 5    | Michigan State        | Evanston, Ill.           | UFA (Ari)-'25 |
| 98  | Odafé Oweh            | OLB   | 6-5  | 265 | 26  | 5    | Penn State            | Howell, N.J.             | T (Bal)-'25   |
| 99  | Jamaree Caldwell      | DL    | 6-1  | 340 | 25  | R    | Oregon                | Newberry, S.C.           | D3-'25        |

## PRACTICE SQUAD

| No. | Name              | Pos. | Ht.  | Wt. | Age | Exp. | College            | Hometown                           | How Acq.     |
|-----|-------------------|------|------|-----|-----|------|--------------------|------------------------------------|--------------|
| 7   | DJ Uiagalelei     | QB   | 6-4  | 252 | 24  | R    | Florida State      | Inland Empire, Calif.              | FA-'25       |
| 31  | Marcus Williams   | S    | 6-1  | 204 | 29  | 9    | Utah               | Corona, Calif.                     | FA-'25       |
| 34  | Amar Johnson      | RB   | 5-10 | 205 | 22  | R    | South Dakota State | O'Fallon, Mo.                      | FA-'25       |
| 37  | Isas Waxter       | CB   | 6-1  | 205 | 24  | R    | Villanova          | Newark, N.J.                       | FA-'25       |
| 38  | Trayveon Williams | RB   | 5-8  | 206 | 28  | 7    | Texas A&M          | Houston, Texas                     | FA-'25       |
| 41  | Royce Freeman     | RB   | 6-0  | 238 | 29  | 6    | Oregon             | Imperial, Calif.                   | FA-'25       |
| 49  | Thomas Yassmin    | TE   | 6-5  | 251 | 26  | 1    | Utah               | Sydney, New South Wales, Australia | FA (IPP)-'25 |
| 50  | Emany Johnson     | LB   | 6-2  | 218 | 25  | 1    | Nevada             | Richmond, Calif.                   | FA-'24       |
| 62  | Sam Mustipher     | C/G  | 6-3  | 306 | 30  | 6    | Notre Dame         | Owings Mills, Md.                  | FA-'25       |
| 63  | Josh Kaltenberger | C    | 6-6  | 308 | 24  | R    | Maryland           | Pittsburgh, Pa.                    | FA-'25       |
| 67  | Foster Sarell     | T    | 6-6  | 322 | 27  | 4    | Stanford           | Tacoma, Wash.                      | FA-'25       |
| 71  | Branson Taylor    | G    | 6-6  | 330 | 23  | R    | Pittsburgh         | Lorain, Ohio                       | D6a-'25      |
| 81  | Dalevon Campbell  | WR   | 6-4  | 220 | 23  | R    | South Carolina     | Houston, Texas                     | FA-'25       |
| 82  | JaQuae Jackson    | WR   | 6-1  | 184 | 25  | 2    | Rutgers            | Pittsburgh, Pa.                    | FA-'25       |
| 94  | TeRah Edwards     | DL   | 6-2  | 305 | 24  | R    | Illinois           | Columbus, Ohio                     | FA-'25       |
| 95  | Kyle Peko         | DL   | 6-1  | 305 | 32  | 6    | Oregon State       | La Habra, Calif.                   | FA-'25       |
| 97  | Garmon Randolph   | OLB  | 6-8  | 260 | 25  | R    | Baylor             | Jefferson, Ga.                     | FA-'25       |

## RESERVE/INJURED

| No. | Name            | Pos. | Ht. | Wt. | Age | Exp. | College             | Hometown                  | How Acq.      |
|-----|-----------------|------|-----|-----|-----|------|---------------------|---------------------------|---------------|
| 22  | Najee Harris    | RB   | 6-1 | 242 | 27  | 5    | Alabama             | Antioch, Calif.           | UFA (Pit)-'25 |
| 25  | Junior Colson   | LB   | 6-3 | 247 | 22  | 2    | Michigan            | Franklin, Tenn.           | D3-'24        |
| 28  | Hassan Haskins  | RB   | 6-2 | 228 | 26  | 4    | Michigan            | St. Louis, Mo.            | W (Ten)-'24   |
| 37  | Jordan Oladokun | CB   | 6-0 | 190 | 23  | R    | Bowling Green State | Tampa, Fla.               | FA-'25        |
| 39  | Eric Rogers     | CB   | 6-2 | 189 | 23  | R    | Rutgers             | Burlington Township, N.J. | FA-'25        |
| 69  | Josh Fuga       | DL   | 6-2 | 313 | 24  | R    | Virginia Tech       | Woodbridge, Va.           | FA-'25        |
| 70  | Rashawn Slater  | T    | 6-4 | 315 | 26  | 5    | Northwestern        | Sugar Land, Texas         | D1-'21        |
| 76  | Joe Alt         | T    | 6-8 | 322 | 22  | 2    | Notre Dame          | North Oaks, Minn.         | D1-'24        |

## RESERVE/INJURED; DESIGNATED FOR RETURN

| No. | Name            | Pos. | Ht. | Wt. | Age | Exp. | College        | Hometown       | How Acq. |
|-----|-----------------|------|-----|-----|-----|------|----------------|----------------|----------|
| 8   | Omarion Hampton | RB   | 6-0 | 220 | 22  | R    | North Carolina | Clayton, N.C.  | D1-'25   |
| 93  | Otito Ogbornia  | DL   | 6-4 | 320 | 25  | 4    | UCLA           | Houston, Texas | D5-'22   |

## RESERVE/PHYSICALLY UNABLE TO PERFORM

| No. | Name              | Pos. | Ht. | Wt. | Age | Exp. | College  | Hometown    | How Acq. |
|-----|-------------------|------|-----|-----|-----|------|----------|-------------|----------|
| 67  | Savion Washington | T    | 6-9 | 340 | 23  | R    | Syracuse | Akron, Ohio | FA-'25   |



# 2025 LOS ANGELES CHARGERS ALPHABETICAL ROSTER

## ACTIVE ROSTER

| No. | Name                   | Pos.  | Ht.  | Wt. | DOB      | Exp. | College               | Hometown                 | How Acq.      |
|-----|------------------------|-------|------|-----|----------|------|-----------------------|--------------------------|---------------|
| 13  | Allen, Keenan          | WR    | 6-2  | 211 | 4/27/92  | 13   | California            | Greensboro, N.C.         | FA-'25        |
| 73  | Becton Sr., Mekhi      | G     | 6-7  | 363 | 4/18/99  | 6    | Louisville            | Highland Springs, Va.    | UFA (Phi)-'25 |
| 75  | Bozeman, Bradley       | C     | 6-5  | 325 | 11/24/94 | 8    | Alabama               | Roanoke, Ala.            | FA-'24        |
| 99  | Caldwell, Jamaree      | DL    | 6-1  | 340 | 8/30/00  | R    | Oregon                | Newberry, S.C.           | D3-'25        |
| 83  | Conklin, Tyler         | TE    | 6-3  | 248 | 7/30/95  | 8    | Central Michigan      | Chesterfield, Mich.      | UFA (NYJ)-'25 |
| 12  | Davis, Derius          | WR    | 5-8  | 165 | 9/11/00  | 3    | TCU                   | St. Francisville, La.    | D4-'23        |
| 74  | Deculus, Austin        | T     | 6-5  | 321 | 3/12/99  | 3    | Louisiana State       | Mamou, La.               | T (Hou)-'25   |
| 11  | Dicker, Cameron        | K     | 6-1  | 216 | 5/6/00   | 4    | Texas                 | Austin, Texas            | FA-'22        |
| 89  | Dissly, Will           | TE    | 6-4  | 265 | 7/8/96   | 8    | Washington            | Bozeman, Mont.           | FA-'24        |
| 48  | Dupree, Bud            | OLB   | 6-4  | 269 | 2/12/93  | 11   | Kentucky              | Macon, Ga.               | FA-'24        |
| 43  | Dye, Troy              | LB    | 6-3  | 225 | 9/18/96  | 6    | Oregon                | Norco, Calif.            | UFA (Min)-'24 |
| 92  | Eboigbe, Justin        | DL    | 6-5  | 292 | 4/9/01   | 2    | Alabama               | Forest Park, Ga.         | D4-'24        |
| 42  | Fisk, Tucker           | TE    | 6-4  | 285 | 1/19/99  | 3    | Stanford              | Davis, Calif.            | FA-'24        |
| 86  | Gadsden, Oronde        | TE    | 6-5  | 236 | 6/25/03  | R    | Syracuse              | Plantation, Fla.         | D5b-'25       |
| 91  | Hand, Da'Shawn         | DL    | 6-3  | 302 | 11/14/95 | 8    | Michigan State        | Woodbridge, Va.          | UFA (Mia)-'25 |
| 47  | Harris, Josh           | LS    | 6-1  | 224 | 4/27/99  | 14   | Auburn                | Carrollton, Ga.          | UFA (Atl)-'22 |
| 9   | Harris, Tre'           | WR    | 6-3  | 210 | 2/28/02  | R    | Mississippi           | Broussard, La.           | D2-'25        |
| 66  | Hart, Bobby            | T     | 6-4  | 310 | 8/21/94  | 9    | Florida State         | Lauderhill, Fla.         | FA-'25        |
| 20  | Hart, Cam              | CB    | 6-2  | 207 | 12/5/00  | 2    | Notre Dame            | Baltimore, Md.           | D5b-'24       |
| 0   | Henley, Daiyan         | LB    | 6-0  | 225 | 11/18/99 | 3    | Washington State      | Los Angeles, Calif.      | D3-'23        |
| 10  | Herbert, Justin        | QB    | 6-6  | 236 | 3/10/98  | 6    | Oregon                | Eugene, Ore.             | D1a-'20       |
| 26  | Jackson, Donte         | CB    | 5-10 | 180 | 11/8/95  | 8    | Louisiana State       | Metairie, La.            | UFA (Pit)-'25 |
| 78  | James, Andre           | C     | 6-4  | 300 | 5/2/97   | 7    | UCLA                  | Herriman, Utah           | FA-'25        |
| 3   | James Jr., Derwin      | S     | 6-2  | 215 | 8/3/96   | 8    | Florida State         | Haines City, Fla.        | D1-'18        |
| 23  | Jefferson, Tony        | S     | 5-11 | 212 | 1/27/92  | 11   | Oklahoma              | Chula Vista, Calif.      | FA-'24        |
| 77  | Johnson, Zion          | G     | 6-3  | 316 | 11/18/99 | 4    | Boston College        | Bowie, Md.               | D1-'22        |
| 1   | Johnston, Quentin      | WR    | 6-2  | 208 | 9/6/01   | 3    | TCU                   | Temple, Texas            | D1-'23        |
| 96  | Jones, Naquan          | DL    | 6-3  | 313 | 2/5/98   | 5    | Michigan State        | Evanston, Ill.           | UFA (Ari)-'25 |
| 54  | Kennard, Kyle          | OLB   | 6-5  | 254 | 12/12/01 | R    | South Carolina        | Atlanta, Ga.             | D4-'25        |
| 84  | Lambert-Smith, KeAndre | WR    | 6-1  | 182 | 10/16/01 | R    | Auburn                | Norfolk, Va.             | D5a-'25       |
| 5   | Lance, Trey            | QB    | 6-4  | 226 | 5/9/00   | 5    | North Dakota State    | Marshall, Minn.          | UFA (Dal)-'25 |
| 33  | Leonard, Deane         | DB    | 6-0  | 195 | 11/20/99 | 4    | Mississippi           | Calgary, Alberta, Canada | D7a-'22       |
| 52  | Mack, Khalil           | DL    | 6-3  | 269 | 2/22/91  | 12   | Buffalo               | Fort Pierce, Fla.        | T (Chi)-'22   |
| 44  | Matlock, Scott         | FB/OL | 6-4  | 296 | 6/28/00  | 3    | Boise State           | Homedale, Idaho          | D6-'23        |
| 15  | McConkey, Ladd         | WR    | 6-0  | 185 | 11/11/01 | 2    | Georgia               | Chatsworth, Ga.          | D2-'24        |
| 27  | Mickens, RJ            | S     | 6-0  | 210 | 7/10/01  | R    | Clemson               | Southlake, Texas         | D6b-'25       |
| 2   | Molden, Elijah         | DB    | 5-10 | 192 | 1/30/99  | 5    | Washington            | West Linn, Ore.          | T (Ten)-'24   |
| 98  | Oweh, Odafe            | OLB   | 6-5  | 265 | 12/15/98 | 5    | Penn State            | Howell, N.J.             | T (Bal)-'25   |
| 32  | Patterson, Jaret       | RB    | 5-8  | 195 | 12/23/99 | 2    | Buffalo               | Glendale, Md.            | FA-'23        |
| 64  | Penning, Trevor        | LB    | 6-7  | 325 | 5/15/99  | 4    | Northern Iowa         | Clear Lake, Iowa         | T (NO)-'25    |
| 6   | Perryman, Denzel       | OL    | 5-11 | 240 | 12/5/92  | 11   | Miami                 | Coral Gables, Fla.       | UFA (Hou)-'24 |
| 53  | Phillips, Del'Shawn    | LB    | 6-2  | 230 | 10/9/96  | 6    | Illinois              | Highland Park, Ill.      | UFA (Hou)-'25 |
| 79  | Pipkins III, Trey      | G/T   | 6-6  | 307 | 9/5/96   | 7    | Sioux Falls           | Apple Valley, Minn.      | D3-'19        |
| 46  | Reed, Nikko            | CB    | 5-10 | 180 | 3/3/03   | R    | Oregon                | Oakland, Calif.          | FA-'25        |
| 68  | Salyer, Jamaree        | OL    | 6-4  | 325 | 7/13/00  | 4    | Georgia               | Atlanta, Ga.             | D6a-'22       |
| 16  | Scott, JK              | P     | 6-5  | 208 | 10/30/95 | 7    | Alabama               | Denver, Colo.            | FA-'22        |
| 29  | Still, Tarheeb         | CB    | 6-1  | 196 | 6/9/02   | 2    | Maryland              | Sicklerville, N.J.       | D5a-'24       |
| 24  | St-Juste, Benjamin     | CB    | 6-3  | 200 | 9/8/97   | 4    | Minnesota             | Montreal, Quebec, Canada | UFA (Was)-'25 |
| 90  | Tart, Teair            | DL    | 6-2  | 315 | 2/28/97  | 6    | Florida International | Philadelphia, Pa.        | FA-'24        |
| 45  | Tuipulotu, Tuli        | OLB   | 6-3  | 266 | 9/3/02   | 3    | Southern California   | Hawthorne, Calif.        | D2-'23        |
| 30  | Vidal, Kimani          | RB    | 5-8  | 215 | 8/28/01  | 2    | Troy                  | Marietta, Ga.            | D6-'24        |
| 58  | Wax, Marlowe           | LB    | 6-1  | 236 | 12/13/02 | R    | Syracuse              | Baltimore, Md.           | FA-'25        |
| 40  | Williamson, Kendall    | S     | 6-0  | 203 | 8/24/00  | 1    | Stanford              | Snellville, Ga.          | FA-'24        |

## PRACTICE SQUAD

| No. | Name               | Pos. | Ht.  | Wt. | DOB      | Exp. | College            | Hometown                           | How Acq.     |
|-----|--------------------|------|------|-----|----------|------|--------------------|------------------------------------|--------------|
| 81  | Campbell, Dalevon  | WR   | 6-4  | 220 | 12/5/01  | R    | South Carolina     | Houston, Texas                     | FA-'25       |
| 94  | Edwards, TeRah     | DL   | 6-2  | 305 | 6/3/01   | R    | Illinois           | Columbus, Ohio                     | FA-'25       |
| 41  | Freeman, Royce     | RB   | 6-0  | 238 | 2/24/96  | 6    | Oregon             | Imperial, Calif.                   | FA-'25       |
| 82  | Jackson, JaQuae    | WR   | 6-1  | 184 | 1/30/00  | 2    | Rutgers            | Pittsburgh, Pa.                    | FA-'25       |
| 34  | Johnson, Amar      | RB   | 5-10 | 205 | 1/31/03  | R    | South Dakota State | O'Fallon, Mo.                      | FA-'25       |
| 50  | Johnson, Emany     | LB   | 6-2  | 218 | 11/17/00 | 1    | Nevada             | Richmond, Calif.                   | FA-'24       |
| 63  | Kaltenberger, Josh | C    | 6-6  | 308 | 8/10/01  | R    | Maryland           | Pittsburgh, Pa.                    | FA-'25       |
| 62  | Mustipher, Sam     | C/G  | 6-3  | 306 | 8/13/96  | 6    | Notre Dame         | Owings Mills, Md.                  | FA-'25       |
| 95  | Peko, Kyle         | DL   | 6-1  | 305 | 7/23/93  | 6    | Oregon State       | La Habra, Calif.                   | FA-'25       |
| 97  | Randolph, Garmon   | OLB  | 6-8  | 260 | 10/5/00  | R    | Baylor             | Jefferson, Ga.                     | FA-'25       |
| 67  | Sarell, Foster     | T    | 6-6  | 322 | 8/28/98  | 4    | Stanford           | Tacoma, Wash.                      | FA-'25       |
| 71  | Taylor, Branson    | G    | 6-6  | 330 | 2/13/02  | R    | Pittsburgh         | Lorain, Ohio                       | D6a-'25      |
| 7   | Uiagalelei, DJ     | QB   | 6-4  | 252 | 4/17/01  | R    | Florida State      | Inland Empire, Calif.              | FA-'25       |
| 37  | Waxter, Isas       | CB   | 6-1  | 205 | 9/17/01  | R    | Villanova          | Newark, N.J.                       | FA-'25       |
| 31  | Williams, Marcus   | S    | 6-1  | 204 | 9/8/96   | 9    | Utah               | Corona, Calif.                     | FA-'25       |
| 38  | Williams, Trayveon | RB   | 5-8  | 206 | 10/18/97 | 7    | Texas A&M          | Houston, Texas                     | FA-'25       |
| 49  | Yassmin, Thomas    | TE   | 6-5  | 251 | 11/10/99 | 1    | Utah               | Sydney, New South Wales, Australia | FA (IPP)-'25 |

## RESERVE/INJURED

| No. | Name             | Pos. | Ht. | Wt. | DOB      | Exp. | College             | Hometown                  | How Acq.      |
|-----|------------------|------|-----|-----|----------|------|---------------------|---------------------------|---------------|
| 76  | Alt, Joe         | T    | 6-8 | 322 | 2/28/03  | 2    | Notre Dame          | North Oaks, Minn.         | D1-'24        |
| 25  | Colson, Junior   | LB   | 6-3 | 247 | 12/6/02  | 2    | Michigan            | Franklin, Tenn.           | D3-'24        |
| 69  | Fuga, Josh       | DL   | 6-2 | 313 | 2/14/01  | R    | Virginia Tech       | Woodbridge, Va.           | FA-'25        |
| 22  | Harris, Najee    | RB   | 6-1 | 242 | 3/9/98   | 5    | Alabama             | Antioch, Calif.           | UFA (Pit)-'25 |
| 28  | Haskins, Hassan  | RB   | 6-2 | 228 | 11/26/99 | 4    | Michigan            | St. Louis, Mo.            | W (Ten)-'24   |
| 37  | Oladokun, Jordan | CB   | 6-0 | 190 | 7/29/02  | R    | Bowling Green State | Tampa, Fla.               | FA-'25        |
| 39  | Rogers, Eric     | CB   | 6-2 | 189 | 4/2/02   | R    | Rutgers             | Burlington Township, N.J. | FA-'25        |
| 70  | Slater, Rashawn  | T    | 6-4 | 315 | 3/26/99  | 5    | Northwestern        | Sugar Land, Texas         | D1-'21        |

## RESERVE/INJURED; DESIGNATED FOR RETURN

| No. | Name             | Pos. | Ht. | Wt. | DOB     | Exp. | College        | Hometown       | How Acq. |
|-----|------------------|------|-----|-----|---------|------|----------------|----------------|----------|
| 8   | Hampton, Omarion | RB   | 6-0 | 220 | 3/16/03 | R    | North Carolina | Clayton, N.C.  | D1-'25   |
| 93  | Ogbonnia, Otitio | DL   | 6-4 | 320 | 8/25/00 | 4    | UCLA           | Houston, Texas | D5-'22   |

## RESERVE/PHYSICALLY UNABLE TO PERFORM

| No. | Name               | Pos. | Ht. | Wt. | DOB     | Exp. | College  | Hometown    | How Acq. |
|-----|--------------------|------|-----|-----|---------|------|----------|-------------|----------|
| 67  | Washington, Savion | T    | 6-9 | 340 | 4/12/02 | R    | Syracuse | Akron, Ohio | FA-'25   |

## HOW THE 2025 CHARGERS WERE BUILT

| YEAR | NFL DRAFT   | FREE AGENCY  | TRADE/WAIVERS  |
|------|---|--|--|
| 2018 | S Derwin James Jr. (1)  |  |  |
| 2019 | G/T Trey Pipkins III (3)  |  |  |
| 2020 | QB Justin Herbert (1a)  |  |  |
| 2022 | G Zion Johnson (1)<br>DB Deane Leonard (7a)<br>OL Jamaree Salyer (6a)   | K Cameron Dicker<br>LS Josh Harris (UFA-Atl)<br>P JK Scott   | OLB Khalil Mack (T-Chi)  |
| 2023 | WR Derius Davis (4)<br>LB Daiyan Henley (3)<br>WR Quentin Johnston (1)<br>FB/DL Scott Matlock (6)<br>OLB Tuli Tuipulotu (2)                           | RB Jaret Patterson   |  |
| 2024 | DL Justin Eboigbe (4)<br>CB Cam Hart (5b)<br>WR Ladd McConkey (2)<br>CB Tarheeb Still (5a)<br>RB Kimani Vidal (6)                                     | C Bradley Bozeman<br>TE Will Dissly<br>OLB Bud Dupree<br>LB Troy Dye (UFA-Min)<br>TE Tucker Fisk<br>S Tony Jefferson<br>LB Denzel Perryman (UFA-Hou)<br>DL Teair Tart<br>S Kendall Williamson  | DB Elijah Molden (T-Ten)   |
| 2025 | DL Jamaree Caldwell (3)<br>TE Oronde Gadsden (5b)<br>WR Tre' Harris (2)<br>OLB Kyle Kennard (4)<br>WR KeAndre Lambert-Smith (5a)<br>S RJ Mickens (6b) | WR Keenan Allen<br>G Mekhi Becton (UFA-Phi)<br>TE Tyler Conklin (UFA-NYJ)<br>DL Da'Shawn Hand (UFA-Mia)<br>T Bobby Hart<br>CB Donte Jackson (UFA-Pit)<br>C Andre James<br>DL Naquan Jones (UFA-Ari)<br>QB Trey Lance (UFA-Dal)<br>LB Del'Shawn Phillips (UFA-Hou)<br>CB Nikko Reed (UDFA)<br>CB Benjamin St-Juste (UFA-Was)<br>LB Marlowe Wax (UDFA) | T Austin Deculus (T-Hou)<br>OLB Odafe Oweh (T-Bal)<br>OL Trevor Penning (T-NO) |

## 2025 LOS ANGELES CHARGERS COACHES

|   |                  |   |                   |
|---|------------------|---|-------------------|
| <b>Head Coach</b> .....                           | Jim Harbaugh     | <b>Defensive Assistant</b> .....                      | Mike Hiestand     |
| <b>Special Teams Coordinator</b> .....            | Ryan Ficken      | <b>Wide Receivers</b> .....                           | Sanjay Lal        |
| <b>Defensive Coordinator</b> .....                | Jesse Minter     | <b>Running Backs</b> .....                            | Kiel McDonald     |
| <b>Offensive Coordinator</b> .....                | Greg Roman       | <b>Senior Analyst</b> .....                           | Rick Minter       |
| <b>Run Game Coordinator/Tight Ends</b> .....      | Andy Bischoff    | <b>Defensive Quality Control</b> .....                | Robert Muschamp   |
| <b>Linebackers</b> .....                          | NaVorro Bowman   | <b>Alex G. Spanos Coaching Fellow</b> .....           | Chuke Ndulue      |
| <b>Passing Game Coordinator</b> .....             | Marcus Brady     | <b>Alex G. Spanos Coaching Fellow</b> .....           | Justin Poindexter |
| <b>Offensive Quality Control/Tight Ends</b> ..... | Jeff Carpenter   | <b>Outside Linebackers</b> .....                      | Dylan Roney       |
| <b>Defensive Backs</b> .....                      | Steve Clinkscale | <b>Alex G. Spanos Coaching Fellow</b> .....           | Maurquice Shakir  |
| <b>Quarterbacks</b> .....                         | Shane Day        | <b>Alex G. Spanos Coaching Fellow</b> .....           | Miles Taylor      |
| <b>Offensive Line</b> .....                       | Mike Devlin      | <b>Executive Director of Player Performance</b> ..... | Ben Herbert       |
| <b>Defensive Line</b> .....                       | Mike Elston      | <b>Head Strength &amp; Conditioning</b> .....         | Jonathan Brooks   |
| <b>Safeties</b> .....                             | Adam Fuller      | <b>Head Strength &amp; Conditioning</b> .....         | Devin Woodhouse   |
| <b>Assistant Special Teams</b> .....              | Chris Gould      | <b>Director of Performance Analytics</b> .....        | Ben Rabe          |
| <b>Offensive Assistant</b> .....                  | Josh Hammond     | <b>Performance Analyst</b> .....                      | Lincoln DeWolf    |
| <b>Assistant Offensive Line</b> .....             | Nick Hardwick    |   |                   |

# 2025 LOS ANGELES CHARGERS DEPTH CHART

*Depth Chart is unofficial and compiled by Chargers Communications*

## OFFENSE

|           |    |                       |    |                    |    |                              |
|-----------|----|-----------------------|----|--------------------|----|------------------------------|
| <b>WR</b> | 15 | Ladd McConkey         | 13 | Keenan Allen       | 12 | Derius Davis                 |
| <b>LT</b> | 68 | Jamaree Salyer        | 74 | Austin Deculus     |    |                              |
| <b>LG</b> | 77 | Zion Johnson          | 64 | Trevor Penning     |    |                              |
| <b>C</b>  | 75 | Bradley Bozeman       | 78 | Andre James        |    |                              |
| <b>RG</b> | 73 | Mekhi Becton Sr.      | 66 | Bobby Hart         |    |                              |
| <b>RT</b> | 79 | Trey Pipkins III      | 66 | Bobby Hart         |    |                              |
| <b>TE</b> | 86 | <u>Oronde Gadsden</u> | 89 | Will Dissly        | 83 | Tyler Conklin                |
|           |    |                       |    |                    | 42 | Tucker Fisk                  |
| <b>WR</b> | 1  | Quentin Johnston      | 9  | <u>Tre' Harris</u> | 84 | <u>KeAndre Lambert-Smith</u> |
| <b>QB</b> | 10 | Justin Herbert        | 5  | Trey Lance         |    |                              |
| <b>FB</b> | 44 | Scott Matlock         |    |                    |    |                              |
| <b>RB</b> | 30 | Kimani Vidal          | 32 | Jaret Patterson    |    |                              |

## DEFENSE

|             |    |                         |    |                    |    |                     |
|-------------|----|-------------------------|----|--------------------|----|---------------------|
| <b>EDGE</b> | 52 | Khalil Mack             | 48 | Bud Dupree         | 54 | <u>Kyle Kennard</u> |
| <b>DL</b>   | 91 | Da'Shawn Hand           | 92 | Justin Eboigbe     |    |                     |
| <b>DL</b>   | 99 | <u>Jamaree Caldwell</u> | 44 | Scott Matlock      |    |                     |
| <b>DL</b>   | 90 | Teair Tart              | 96 | Naquan Jones       |    |                     |
| <b>EDGE</b> | 45 | Tuli Tuipulotu          | 98 | Odafe Oweh         |    |                     |
| <b>LB</b>   | 0  | Daiyan Henley           | 53 | Del'Shawn Phillips |    |                     |
| <b>LB</b>   | 6  | Denzel Perryman         | 43 | Troy Dye           | 58 | <u>Marlowe Wax</u>  |
| <b>CB</b>   | 29 | Tarheeb Still           | 24 | Benjamin St-Juste  |    |                     |
| <b>S</b>    | 3  | Derwin James Jr.        | 23 | Tony Jefferson     | 40 | Kendall Williamson  |
| <b>S</b>    | 2  | Elijah Molden           | 27 | <u>RJ Mickens</u>  |    |                     |
| <b>CB</b>   | 26 | Donte Jackson           | 20 | Cam Hart           | 46 | <u>Nikko Reed</u>   |

## SPECIALISTS

|           |    |                |    |                              |    |               |
|-----------|----|----------------|----|------------------------------|----|---------------|
| <b>K</b>  | 11 | Cameron Dicker |    |                              |    |               |
| <b>P</b>  | 16 | JK Scott       |    |                              |    |               |
| <b>KO</b> | 11 | Cameron Dicker |    |                              |    |               |
| <b>H</b>  | 16 | JK Scott       |    |                              |    |               |
| <b>LS</b> | 47 | Josh Harris    |    |                              |    |               |
| <b>KR</b> | 12 | Derius Davis   | 84 | <u>KeAndre Lambert-Smith</u> |    |               |
| <b>PR</b> | 12 | Derius Davis   | 15 | Ladd McConkey                | 29 | Tarheeb Still |

**NOTE:** Rookies are underlined

# 2025 LOS ANGELES CHARGERS PRONUNCIATION GUIDE

|  |   |   |
|--|---|---|
| Austin <b>DECULUS</b> . . . . . DECK-you-lus   | <b>EMANY</b> Johnson . . . . . EE-mahn-ee         | Benjamin <b>ST-JUSTE</b> . . . . . saint-JUICE      |
| Justin <b>EBOIGBE</b> . . . . . ee-BOYG-bee    | <b>ZION</b> Johnson . . . . . ZEYE-uhn            | <b>TEAIR</b> Tart. . . . . TEE-air                  |
| <b>TERAH</b> Edwards. . . . . TEE-rah          | Sam <b>MUSTIPHER</b> . . . . . .MUST-iff-err      | <b>TULI TUIPULOTU</b> . . . . .                     |
| Josh <b>FUGA</b> . . . . . FOO-guh             | <b>OTITO OGBONNIA</b> . . .oh-TEET-oh oh-BONE-yuh | . . . . . TOO-lee TOO-ee-poo-LOW-too                |
| <b>ORONDE</b> Gadsden. . . . . uh-RON-day      | Jordan <b>OLADOKUN</b> . . . . . OH-la-doe-kin    | DJ <b>UIAGALELEI</b> . . . . .oo-ee-AHN-guh-luh-lay |
| <b>OMARION</b> Hampton . . . . . oh-MARR-ee-on | <b>ODAFE OWEH</b> . . . . .uh-DAH-fay OH-way      | Kimani <b>VIDAL</b> . . . . . VIE-dell              |
| <b>NAJEE</b> Harris . . . . . NAH-jee          | Jamaree <b>SALYER</b> . . . . . SAL-yur           | Thomas <b>YASSMIN</b> . . . . . YAZ-min             |
| <b>DAIYAN</b> Henley . . . . . DAY-on          | Foster <b>SARELL</b> . . . . . SUH-rell           |   |
| <b>JAQUAE</b> Jackson. . . . . JUH-quay        | <b>RASHAWN</b> Slater. . . . . .ruh-SHAWN         |   |

# 2025 TRANSACTIONS BY DATE

|          |  |         |   |          |   |
|----------|--|---------|---|----------|---|
| Jan. 13  | Signed G Karsen Barnhart, TE McCallan Castles, WR Dez Fitzpatrick, DL Christopher Hinton, LB Jeremiah Jean-Baptiste, WR Jaylen Johnson, OLB Tre'Mon Morris-Brash, OLB Caleb Murphy, RB Jaret Patterson and S Kendall Williamson to Reserve/Future contracts.   | Aug. 5  | Placed DL Josh Fuga on Reserve/Injured.   | Sept. 9  | Signed LB Kana'i Mauga to practice squad. Released RB Nyheim Hines from practice squad.   |
| Jan. 14  | Signed LB Emany Johnson to Reserve/Future contract.  | Aug. 6  | Signed WR Keenan Allen. Waived TE McCallan Castles.   | Sept. 10 | Reached injury settlement with WR Jalen Reagor.   |
| Feb. 20  | Signed DB Elijah Molden to contract extension.   | Aug. 7  | Signed TE Thomas Yassmin. Waived/Injured TE Jordan Petaia.  | Sept. 15 | Placed LB Denzel Perryman on Reserve/Injured. Signed LS Rick Lovato to active roster. Activated S Tony Jefferson (standard elevation) and LB Kana'i Mauga (standard elevation) from practice squad.   |
| March 5  | Extended exclusive rights tender to TE Tucker Fisk.  | Aug. 8  | Placed TE Jordan Petaia on Reserve/Injured.   | Sept. 16 | Reverted S Tony Jefferson and LB Kana'i Mauga to practice squad.  |
| March 6  | Released OLB Joey Bosa.  | Aug. 9  | Signed T David Sharpe. Placed T Rashawn Slater on Reserve/Injured.  | Sept. 17 | Placed OLB Khalil Mack on Reserve/Injured.  |
| March 10 | Released RB Gus Edwards.   | Aug. 14 | Signed CB Harrison Hand and CB Nehemiah Shelton. Waived/Injured WR Dez Fitzpatrick and CB Jordan Oladokun.  | Sept. 18 | Signed S Tony Jefferson to active roster. Signed OLB Clelin Ferrel and OLB Rashad Weaver to practice squad.   |
| March 13 | Re-signed LB Troy Dye, OLB Khalil Mack and LB Denzel Perryman.   | Aug. 15 | Placed WR Dez Fitzpatrick and CB Jordan Oladokun on Reserve/Injured. Placed WR Mike Williams on Reserve/Left Squad. Reached injury settlement with TE Jordan Petaia.  | Sept. 20 | Activated LB Emany Johnson (standard elevation) from practice squad.  |
| March 14 | Signed RB Najee Harris and WR Mike Williams.   | Aug. 18 | LB Del'Shawn Phillips passed physical.  | Sept. 22 | Reverted LB Emany Johnson to practice squad.  |
| March 15 | Signed G Mekhi Becton, DL Da'Shawn Hand and CB Donte Jackson.  | Aug. 21 | Reached injury settlement with WR Dez Fitzpatrick.  | Sept. 24 | Placed RB Najee Harris on Reserve/Injured.  |
| March 17 | Re-signed WR Jalen Reagor. Signed CB Benjamin St-Juste.  | Aug. 26 | Traded 2027 conditional seventh-round selection to Houston for T Austin Deculus. Reverted RB Najee Harris to active roster. Placed LS Josh Harris and DB Deane Leonard on Reserve/Injured; Designated for Return. Placed LB Junior Colson on Reserve/Injured. Released CB Harrison Hand, QB Taylor Heinicke, RB Nyheim Hines, S Tony Jefferson, LB Del'Shawn Phillips, WR Jalen Reagor and T David Sharpe. Waived G Karsen Barnhart, DB Trikweze Bridges, WR Dalevon Campbell, DL TeRah Edwards, WR Luke Grimm, OLB Kylan Guidry, DL Christopher Hinton, WR JaQuae Jackson, LB Emany Johnson, G Nash Jones, C Josh Kaltenberger, TE Stevo Klotz, LB Kana'i Mauga, OLB Tre'Mon Morris-Brash, T Ryan Nelson, DB Myles Purchase, OLB Garmon Randolph, WR Brenden Rice, RB Raheim Sanders, CB Nehemiah Shelton, DL Nesta Jade Silvera, T Corey Stewart, G Branson Taylor, QB DJ Uiagalelei, RB Kimani Vidal and TE Thomas Yassmin. Waived/Injured S Jaylen Jones. Waived/Injured and reached injury settlement with WR Jaylen Johnson and RB Jaret Patterson. | Sept. 27 | Activated T Foster Sarell (standard elevation) and RB Kimani Vidal (standard elevation) from practice squad.  |
| March 18 | Re-signed C Bradley Bozeman and DL Teair Tart. Signed DL Naquan Jones and LB Del'Shawn Phillips.   |         |   | Sept. 29 | Reverted T Foster Sarell and RB Kimani Vidal to practice squad.   |
| March 19 | Re-signed QB Taylor Heinicke and P JK Scott. Signed C Andre James.   |         |   | Sept. 30 | Signed OL Michael Dunn and CB Isas Waxter to practice squad. Released DB Myles Purchase and OLB Rashad Weaver from practice squad.  |
| March 24 | Signed TE Tyler Conklin.   |         |   | Oct. 1   | Signed T Foster Sarell to active roster. Signed T Bobby Hart to practice squad.   |
| April 2  | Re-signed S Tony Jefferson.  |         |   | Oct. 2   | Signed C/G Sam Mustipher to practice squad. Released C Josh Kaltenberger from practice squad.   |
| April 3  | Signed TE Jordan Petaia.   |         |   | Oct. 4   | Activated OLB Clelin Ferrell (standard elevation) and RB Kimani Vidal (standard elevation) from practice squad.   |
| April 8  | Signed QB Trey Lance.  |         |   | Oct. 6   | Reverted OLB Clelin Ferrell and RB Kimani Vidal to practice squad.  |
| April 22 | Re-signed TE Tucker Fisk.  |         |   | Oct. 7   | Signed C Josh Kaltenberger and WR Jalen Reagor to practice squad. Released OL Michael Dunn and LB Kana'i Mauga from practice squad.   |
| May 9    | Signed DB Trikweze Bridges, DL Jamaree Caldwell, DL TeRah Edwards, DL Josh Fuga, TE Oronde Gadsden, WR Luke Grimm, OLB Kylan Guidry, S Jaylen Jones, G Nash Jones, C Josh Kaltenberger, OLB Kyle Kennard, TE Stevo Klotz, WR KeAndre Lambert-Smith, S RJ Mickens, CB Jordan Oladokun, DB Myles Purchase, OLB Garmon Randolph, CB Nikko Reed, CB Eric Rogers, RB Raheim Sanders, T Corey Stewart, G Branson Taylor, QB DJ Uiagalelei, T Savion Washington and LB Marlowe Wax. Waived OLB Chris Collins. | Aug. 27 | Placed S Jaylen Jones on Reserve/Injured. Signed G Karsen Barnhart, DL TeRah Edwards, CB Harrison Hand, RB Nyheim Hines, WR JaQuae Jackson, S Tony Jefferson, LB Emany Johnson, C Josh Kaltenberger, LS Rick Lovato, DB Myles Purchase, OLB Garmon Randolph, WR Jalen Reagor, T David Sharpe, G Branson Taylor, QB DJ Uiagalelei, RB Kimani Vidal, TE Thomas Yassmin to practice squad.   | Oct. 8   | Traded S Alohi Gilman and 2026 fifth-round selection to Baltimore for OLB Odafe Oweh and 2027 seventh-round pick. Designated LB Denzel Perryman for return from Reserve/Injured. Placed RB Omarion Hampton on Reserve/Injured. Signed RB Kimani Vidal to active roster. Signed RB Nyheim Hines to practice squad. |
| May 12   | Signed WR Dalevon Campbell. Waived C/G Bucky Williams.   |         |   | Oct. 11  | Placed DL Da'Shawn Hand on Reserve/Injured. Signed T Bobby Hart to active roster. Activated RB Nyheim Hines (standard elevation) and T David Sharpe (standard elevation) from practice squad.   |
| May 13   | Signed LB Kana'i Mauga. Waived LB Jeremiah Jean-Baptiste.  | Aug. 28 | Placed CB Eric Rogers on Reserve/Injured. Signed LB Del'Shawn Phillips. Signed T Foster Sarell to practice squad. Released T David Sharpe from practice squad.  | Oct. 13  | Reverted RB Nyheim Hines and T David Sharpe to practice squad.  |
| May 19   | Signed RB Omarion Hampton.   | Aug. 29 | Signed T David Sharpe to practice squad. Released CB Harrison Hand from practice squad.   | Oct. 14  | Signed RB Jaret Patterson to practice squad. Released OLB Clelin Ferrell from practice squad.   |
| June 4   | Signed OLB Bud Dupree to contract extension.   | Aug. 30 | Signed WR Luke Grimm and RB Amar Johnson to practice squad. Placed WR Jalen Reagor on Practice Squad; Injured. Released G Karsen Barnhart from practice squad. Reached injury settlement with S Jaylen Jones.   | Oct. 15  | Designated OLB Khalil Mack for return from Reserve/Injured. Signed WR Dalevon Campbell and DB Myles Purchase to practice squad. Released C Josh Kaltenberger from practice squad.   |
| June 17  | Signed OL Elijah Ellis. Waived T Tyler McLellan.   | Sept. 5 | Activated LS Rick Lovato (standard elevation) and T Foster Sarell (standard elevation) from practice squad.   | Oct. 17  | Released LS Rick Lovato.  |
| July 14  | Declared WR Jaylen Johnson, DB Elijah Molden, LB Del'Shawn Phillips, T Savion Washington and WR Mike Williams Physically Unable to Perform.  | Sept. 6 | Reverted LS Rick Lovato and T Foster Sarell to practice squad.  |          |   |
| July 17  | Signed T Ryan Nelson. WR Mike Williams given exempt status.  |         |   |          |   |
| July 18  | Signed WR Tre' Harris. Declared Non-Football Injury for RB Najee Harris.   |         |   |          |   |
| July 20  | WR Jaylen Johnson and DB Elijah Molden passed physical.  |         |   |          |   |
| July 22  | Signed RB Nyheim Hines. Waived/Failed Physical T Savion Washington.  |         |   |          |   |
| July 23  | Placed T Savion Washington on Reserve/Physically Unable to Perform.  |         |   |          |   |
| July 26  | Signed WR JaQuae Jackson. Waived OL Elijah Ellis.  |         |   |          |   |
| July 27  | Signed T Rashawn Slater to contract extension.   |         |   |          |   |
| Aug. 4   | Signed DL Nesta Jade Silvera. Waived/Injured DL Josh Fuga.   |         |   |          |   |



## 2025 TRANSACTIONS BY DATE

|         |   |        |   |         |  |
|---------|---|--------|---|---------|--|
| Oct. 18 | Activated OLB Khalil Mack and LB Denzel Perryman from Reserve/Injured; Designated for Return. Waived OLB Caleb Murphy. Signed LS Rick Lovato to practice squad. Released WR Jalen Reagor from practice squad. Activated RB Nyheim Hines (standard elevation) and LS Rick Lovato (standard elevation) from practice squad. | Nov. 1 | Placed RB Hassan Haskins on Reserve/Injured. Activated RB Amar Johnson (standard elevation) and RB Jaret Patterson (standard elevation) from practice squad.  | Nov. 10 | Reverted RB Jaret Patterson and RB Trayveon Williams to practice squad.  |
| Oct. 20 | Reverted RB Nyheim Hines and LS Rick Lovato to practice squad.  | Nov. 3 | Reverted RB Amar Johnson and RB Jaret Patterson to practice squad.  | Nov. 11 | Released LS Peter Bowden from practice squad.  |
| Oct. 21 | Placed DL Otito Ogbornia on Reserve/Injured. Signed LS Rick Lovato to active roster. Signed RB Trayveon Williams to practice squad.   | Nov. 4 | Traded 2027 sixth-round selection to New Orleans for OL Trevor Penning. Traded DB Ja'Sir Taylor to N.Y. Jets for 2028 conditional seventh-round pick. Placed LS Rick Lovato on Reserve/Retired. Released DB Myles Purchase from practice squad. | Nov. 12 | Signed WR Luke Grimm to practice squad.  |
| Oct. 23 | Activated RB Nyheim Hines (standard elevation) and RB Jaret Patterson (standard elevation) from practice squad.   | Nov. 5 | Placed T Joe Alt on Reserve/Injured. Designated DL Da'Shawn Hand for return from Reserve/Injured. Signed LS Peter Bowden to practice squad.   | Nov. 15 | Activated RB Amar Johnson (standard elevation) and RB Trayveon Williams (standard elevation) from practice squad.                            |
| Oct. 24 | Reverted RB Nyheim Hines and RB Jaret Patterson to practice squad.  | Nov. 8 | Activated DL Da'Shawn Hand, LS Josh Harris and DB Deane Leonard from Reserve/Injured; Designated for Return. Activated RB Jaret Patterson (standard elevation) and RB Trayveon Williams (standard elevation) from practice squad.               | Nov. 17 | Reverted RB Amar Johnson and RB Trayveon Williams to practice squad.   |
| Oct. 28 | Signed DL Kyle Peko and S Marcus Williams to practice squad. Released WR Luke Grimm and RB Nyheim Hines from practice squad.  |        |   | Nov. 25 | Designated RB Omarion Hampton and DL Otito Ogbornia for return from Reserve/Injured.   |
|         |   |        |   | Nov. 29 | Signed RB Jaret Patterson to active roster. Waived T Foster Sarell. Activated RB Trayveon Williams (standard elevation) from practice squad. |
|         |   |        |   | Dec. 1  | Reverted RB Trayveon Williams to practice squad. Signed RB Royce Freeman to practice squad.  |
|         |   |        |   | Dec. 2  | Signed C Josh Kaltenberger and T Foster Sarell to practice squad. Released WR Luke Grimm and T David Sharpe from practice squad.             |

# 2025 TRANSACTIONS BY PLAYER

## Allen, Keenan — WR

Aug. 6 Signed

## Alt, Joe — T

Nov. 5 Placed on Reserve/Injured

## Barnhart, Karsen — G

Jan. 13 Signed to Reserve/Future contract

Aug. 26 Waived

Aug. 27 Signed to practice squad

Aug. 30 Released from practice squad

## Becton, Mekhi — G

March 15 Signed

## Bosa, Joey — OLB

March 6 Released

## Bowden, Peter — LS

Nov. 5 Signed to practice squad

Nov. 11 Released from practice squad

## Bozeman, Bradley — C

March 18 Re-signed

## Bridges, Trikweze — DB

May 9 Signed

Aug. 26 Waived

## Caldwell, Jamaree — DL

May 9 Signed

## Campbell, Dalevon — WR

May 12 Signed

Aug. 26 Waived

Oct. 15 Signed to practice squad

## Castles, McCallan — TE

Jan. 13 Signed to Reserve/Future contract

Aug. 6 Waived

## Collins, Chris — OLB

May 9 Waived

## Colson, Junior — LB

Aug. 26 Placed on Reserve/Injured

## Conklin, Tyler — TE

March 24 Signed

## Deculus, Austin — T

Aug. 26 Traded for from Houston

## Dunn, Michael — OL

Sept. 30 Signed to practice squad

Oct. 7 Released from practice squad

## Dupree, Bud — OLB

June 4 Signed contract extension

## Dye, Troy — LB

March 13 Signed

## Edwards, Gus — RB

March 10 Released

## Edwards, TeRah — DL

May 9 Signed

Aug. 26 Waived

Aug. 27 Signed to practice squad

## Ellis, Elijah — OL

May 9 Signed

July 26 Waived

## Ferrel, Clelin — OLB

Sept. 18 Signed to practice squad

Oct. 4 Activated from practice squad (standard elevation)

Oct. 6 Reverted to practice squad

Oct. 14 Released from practice squad

## Fisk, Tucker — TE

March 5 Extended exclusive rights tender

April 22 Re-signed

## Fitzpatrick, Dez — WR

Jan. 13 Signed to Reserve/Future contract

Aug. 14 Waived/Injured

Aug. 15 Placed on Reserve/Injured

Aug. 21 Reached injury settlement

## Freeman, Royce — RB

Dec. 1 Signed to practice squad

## Fuga, Josh — DL

May 9 Signed

Aug. 4 Waived/Injured

Aug. 5 Placed on Reserve/Injured

## Gadsden, Oronde — TE

May 9 Signed

## Gilman, Alohi — S

Oct. 8 Traded to Baltimore

## Grimm, Luke — WR

May 9 Signed

Aug. 26 Waived

Aug. 30 Signed to practice squad

Oct. 28 Released from practice squad

Nov. 12 Signed to practice squad

Dec. 2 Released from practice squad

## Guidry, Kylan — OLB

May 9 Signed

Aug. 26 Waived

## Hampton, Omarion — RB

May 19 Signed

Oct. 8 Placed on Reserve/Injured

Nov. 25 Designated for return from Reserve/Injured

## Hand, Da'Shawn — DL

March 15 Signed

Oct. 11 Placed on Reserve/Injured

Nov. 5 Designated for return from Reserve/Injured

Nov. 8 Activated from Reserve/Injured; Designated for Return

## Harrison, Hand — CB

Aug. 14 Signed

Aug. 26 Released

Aug. 27 Signed to practice squad

Aug. 29 Released from practice squad

## Harris, Josh — LS

Aug. 26 Placed on Reserve/Injured; Designated for Return

Nov. 8 Activated from Reserve/Injured; Designated for Return

## Harris, Najee — RB

March 14 Signed

July 18 Declared Non-Football Injury

Aug. 27 Reverted to active roster

Sept. 24 Placed on Reserve/Injured

## Harris, Tre' — WR

July 18 Signed

## Hart, Bobby — T

Oct. 1 Signed to practice squad

Oct. 11 Signed to active roster

## Haskins, Hassan — RB

Nov. 1 Placed on Reserve/Injured

## Heinicke, Taylor — QB

March 19 Re-signed

Aug. 26 Released

## Hines, Nyheim — RB

July 22 Signed

Aug. 26 Released

Aug. 27 Signed to practice squad

Sept. 9 Released from practice squad

Oct. 8 Signed to practice squad

Oct. 11 Activated from practice squad (standard elevation)

Oct. 13 Reverted to practice squad

Oct. 18 Activated from practice squad (standard elevation)

Oct. 20 Reverted to practice squad

Oct. 23 Activated from practice squad (standard elevation)

Oct. 24 Reverted to practice squad

Oct. 28 Released from practice squad

## Hinton, Christopher — DL

Jan. 13 Signed to Reserve/Future contract

Aug. 26 Waived

## Jackson, Donte — CB

March 15 Signed

## Jackson, JaQuae — WR

July 26 Signed

Aug. 26 Waived

Aug. 27 Signed to practice squad

## James, Andre — C

March 19 Signed

## Jean-Baptiste, Jeremiah — LB

Jan. 13 Signed to Reserve/Future contract

May 13 Waived

## Jefferson, Tony — S

April 2 Signed

Aug. 26 Released

Aug. 27 Signed to practice squad

Sept. 15 Activated from practice squad (standard elevation)

Sept. 16 Reverted to practice squad

Sept. 18 Signed to active roster

## Johnson, Amar — RB

Aug. 30 Signed to practice squad

Nov. 1 Activated from practice squad (standard elevation)

Nov. 3 Reverted to practice squad

Nov. 15 Activated from practice squad (standard elevation)

Nov. 17 Reverted to practice squad

## Johnson, Emany — LB

Jan. 13 Signed to Reserve/Future contract

Aug. 26 Waived

Aug. 27 Signed to practice squad

Sept. 20 Activated from practice squad (standard elevation)

Sept. 22 Reverted to practice squad

## Johnson, Jaylen — WR

Jan. 13 Signed to Reserve/Future contract

July 14 Declared Physically Unable to Perform

July 20 Passed physical

Aug. 26 Waived/Injured and reached injury settlement

## Jones, Jaylen — S

May 9 Signed

Aug. 26 Waived/Injured

Aug. 27 Placed on Reserve/Injured

Aug. 30 Reached injury settlement

## Jones, Naquan — DL

March 18 Signed

## Jones, Nash — G

May 9 Signed

Aug. 26 Waived

## Kaltenberger, Josh — C

May 9 Signed

Aug. 26 Waived

Aug. 27 Signed to practice squad

Oct. 2 Released from practice squad

Oct. 7 Signed to practice squad

Oct. 15 Released from practice squad

Dec. 2 Signed to practice squad

## Kennard, Kyle — OLB

May 9 Signed

## Klotz, Stevo — TE

May 9 Signed

Aug. 26 Waived

## Lambert-Smith, KeAndre — WR

May 9 Signed

## Lance, Trey — QB

April 8 Signed

## Leonard, Deane — DB

Aug. 26 Placed on Reserve/Injured; Designated for Return

Nov. 8 Activated from Reserve/Injured; Designated for Return

# 2025 TRANSACTIONS BY PLAYER

## Lovato, Rick — LS

Aug. 27 Signed to practice squad  
Sept. 5 Activated from practice squad (standard elevation)  
Sept. 6 Reverted to practice squad  
Sept. 15 Signed to active roster  
Oct. 17 Released  
Oct. 18 Signed to practice squad  
Oct. 18 Activated from practice squad (standard elevation)  
Oct. 20 Reverted to practice squad  
Oct. 21 Signed to active roster  
Nov. 4 Placed on Reserve/Retired

## Mack, Khalil — OLB

March 13 Re-signed  
Sept. 17 Placed on Reserve/Injured  
Oct. 15 Designated for return from Reserve/Injured  
Oct. 18 Activated from Reserve/Injured; Designated for Return

## Mauga, Kana'i — LB

May 13 Signed  
Aug. 26 Waived  
Sept. 9 Signed to practice squad  
Sept. 15 Activated from practice squad (standard elevation)  
Sept. 16 Reverted to practice squad  
Oct. 7 Released from practice squad

## McLellan, Tyler — T

June 17 Waived

## Mickens, RJ — S

May 9 Signed

## Molden, Elijah — DB

Feb. 20 Signed contract extension  
July 14 Declared Physically Unable to Perform  
July 20 Passed physical

## Morris-Brash, Tre'Mon — OLB

Jan. 13 Signed to Reserve/Future contract  
Aug. 26 Waived

## Murphy, Caleb — OLB

Jan. 13 Signed to Reserve/Future contract  
Oct. 18 Waived

## Mustipher, Sam — C/G

Oct. 2 Signed to practice squad

## Nelson, Ryan — T

July 17 Signed  
Aug. 26 Waived

## Ogbonnia, Otito — DL

Oct. 21 Placed on Reserve/Injured  
Nov. 25 Designated for return from Reserve/Injured

## Oladokun, Jordan — CB

May 9 Signed  
Aug. 14 Waived/Injured  
Aug. 15 Placed on Reserve/Injured

## Oweh, Odafe — OLB

Oct. 8 Traded for from Baltimore

## Patterson, Jaret — RB

Jan. 13 Signed to Reserve/Future contract  
Aug. 26 Waived/Injured and reached injury settlement  
Oct. 14 Signed to practice squad  
Oct. 23 Activated from practice squad (standard elevation)  
Oct. 24 Reverted to practice squad  
Nov. 1 Activated from practice squad (standard elevation)  
Nov. 3 Reverted to practice squad  
Nov. 8 Activated from practice squad (standard elevation)  
Nov. 10 Reverted to practice squad  
Nov. 29 Signed to active roster

## Peko, Kyle — DL

Oct. 28 Signed to practice squad

## Penning, Trevor — OL

Nov. 4 Traded for from New Orleans

## Perryman, Denzel — LB

March 13 Re-signed  
Sept. 15 Placed on Reserve/Injured  
Oct. 8 Designated for return from Reserve/Injured  
Oct. 18 Activated from Reserve/Injured; Designated for Return

## Petaia, Jordan — TE

April 3 Signed  
Aug. 7 Waived/Injured  
Aug. 8 Placed on Reserve/Injured  
Aug. 15 Reached injury settlement

## Phillips, Del'Shawn — LB

March 18 Signed  
July 14 Declared Physically Unable to Perform  
Aug. 18 Passed physical  
Aug. 26 Released  
Aug. 28 Signed

## Purchase, Myles — DB

May 9 Signed  
Aug. 26 Waived  
Aug. 27 Signed to practice squad  
Sept. 30 Released from practice squad  
Oct. 15 Signed to practice squad  
Nov. 4 Released from practice squad

## Randolph, Garmon — OLB

May 9 Signed  
Aug. 26 Waived  
Aug. 27 Signed to practice squad

## Reagor, Jalen — WR

March 17 Re-signed  
Aug. 26 Released  
Aug. 27 Signed to practice squad  
Aug. 30 Placed on Practice Squad; Injured  
Sept. 10 Reached injury settlement  
Oct. 7 Signed to practice squad  
Oct. 18 Released from practice squad

## Reed, Nikko — CB

May 9 Signed

## Rice, Brenden — WR

Aug. 26 Waived

## Rogers, Eric — CB

May 9 Signed  
Aug. 28 Placed on Reserve/Injured

## Sanders, Raheim — CB

May 9 Signed  
Aug. 26 Waived

## Sarell, Foster — T

Aug. 28 Signed to practice squad  
Sept. 5 Activated from practice squad (standard elevation)  
Sept. 6 Reverted to practice squad  
Sept. 27 Activated from practice squad (standard elevation)  
Sept. 29 Reverted to practice squad  
Oct. 1 Signed to active roster  
Nov. 29 Waived  
Dec. 2 Signed to practice squad

## Scott, JK — P

March 19 Signed

## Sharpe, David — T

Aug. 9 Signed  
Aug. 26 Released  
Aug. 27 Signed to practice squad  
Aug. 28 Released from practice squad  
Aug. 29 Signed to practice squad  
Oct. 11 Activated from practice squad (standard elevation)  
Oct. 13 Reverted to practice squad  
Dec. 2 Released from practice squad

## Shelton, Nehemiah — CB

Aug. 14 Signed  
Aug. 26 Waived

## Silvera, Nesta Jade — DL

Aug. 4 Signed  
Aug. 26 Waived

## Slater, Rashawn — T

July 27 Signed contract extension  
Aug. 9 Placed on Reserve/Injured

## Stewart, Corey — T

May 9 Signed  
Aug. 26 Waived

## St-Juste, Benjamin — CB

March 17 Signed

## Tart, Teair — DL

March 18 Re-signed

## Taylor, Branson — G

May 9 Signed  
Aug. 26 Waived  
Aug. 27 Signed to practice squad

## Taylor, Ja'Sir — DB

Nov. 4 Traded to N.Y. Jets

## Uiagalelei, DJ — QB

May 9 Signed  
Aug. 26 Waived  
Aug. 27 Signed to practice squad

## Vidal, Kimani — RB

Aug. 26 Waived  
Aug. 27 Signed to practice squad  
Sept. 27 Activated from practice squad (standard elevation)  
Sept. 29 Reverted to practice squad  
Oct. 4 Activated from practice squad (standard elevation)  
Oct. 6 Reverted to practice squad  
Oct. 8 Signed to active roster

## Washington, Savion — T

May 9 Signed  
July 14 Declared Physically Unable to Perform  
July 22 Waived/Failed Physical  
July 23 Placed on Reserve/Physically Unable to Perform

## Wax, Marlowe — LB

May 9 Signed

## Waxter, Isas — CB

Sept. 30 Signed to practice squad

## Weaver, Rashad — OLB

Sept. 18 Signed to practice squad  
Sept. 30 Released from practice squad

## Williams, Bucky — C/G

May 12 Waived

## Williams, Marcus — S

Oct. 28 Signed to practice squad

## Williams, Mike — WR

March 14 Signed  
July 14 Declared Physically Unable to Perform  
July 17 Placed on Exempt/Left Squad  
Aug. 15 Placed on Reserve/Left Squad

## Williams, Trayveon — RB

Oct. 21 Signed to practice squad  
Nov. 8 Activated from practice squad (standard elevation)  
Nov. 10 Reverted to practice squad  
Nov. 15 Activated from practice squad (standard elevation)  
Nov. 17 Reverted to practice squad  
Nov. 29 Activated from practice squad (standard elevation)  
Dec. 1 Reverted to practice squad  
Williamson, Kendall — S  
Jan. 13 Signed to Reserve/Future contract  
Yassmin, Thomas — TE  
Aug. 7 Signed  
Aug. 26 Waived  
Aug. 27 Signed to practice squad



## MEDIA INFORMATION



SoFi  
Stadium

# SEATING MAP



CHARGERS.COM

**GAME-DAY MEDIA PARKING:** Media attending Chargers home games have been assigned reserved areas to park at SoFi Stadium. All parking will be distributed electronically. As a reminder, parking is limited and is being provided as a courtesy.

**MEDIA ENTRANCE:** All credentialed media must enter through southeast media gate between entries 10 & 11 near Media Will Call and are subject to search procedures. Please be prepared to open all cases and bags for inspection by SoFi Stadium security personnel. All items will be inspected and tagged for security purposes. Please make sure bags are identifiable and limit carry-in items to only what is necessary. Please remove any security tags from prior games.

### PRESS WILL CALL

Press Will Call is located at the southeast media gate between entries 10 & 11.

### PRESS BOX

Media can access the press box by entering SoFi Stadium through the southeast media gate. Once on the concourse, turn left and walk along the concourse around the South end zone until reaching elevators in the southwest corner of the stadium. Take the elevators up to level 7 to access the press box.

### CHARGERS MEDIA SITE

[Chargers.com/media](https://chargers.com/media) is available to assist media with coverage leading up to each game of the 2024 season. The media site contains digital copies of all press materials. Credential requests on the site must be submitted by the sports director, sports editor or photo editor to be considered.

### CHARGERS GAME RELEASE

Stats and notes in Los Angeles Chargers Game Releases are found utilizing a variety of sources, including STATS LLC, Sportradar, Stathead and the Elias Sports Bureau.

## LOS ANGELES CHARGERS COMMUNICATIONS CONTACTS

| NAME             | TITLE   | EMAIL                             |
|------------------|---|-----------------------------------|
| Josh Rupprecht   | Senior Vice President, Communications & Brand Messaging       | Josh.Rupprecht@Chargers.NFL.com   |
| Jennifer Rojas   | Vice President, Marketing Communications & Alumni Affairs     | Jennifer.Rojas@Chargers.NFL.com   |
| Brock Anderson   | Director, Football Communications                             | Brock.Anderson@Chargers.NFL.com   |
| Lauren Georgeson | Senior Manager, Corporate Marketing & Communications          | Lauren.Georgeson@Chargers.NFL.com |
| Leonie Strehl    | Senior Coordinator, Marketing Communications & Alumni Affairs | Leonie.Strehl@Chargers.NFL.com    |
| Ricky Martinez   | Coordinator, Football Communications                          | Ricky.Martinez@Chargers.NFL.com   |
| Sophia Cooper    | Seasonal Assistant, Communications                            | Sophia.Cooper@Chargers.NFL.com    |
| Timothy Longoria | Seasonal Assistant, Communications                            | Timothy.Longoria@Chargers.NFL.com |



# ***SUPPLEMENTAL STATS***



# ALL-TIME SERIES HISTORY

| Franchise                           | REGULAR SEASON |            |           |             |               |               | POSTSEASON |           |             |            |            | PRESEASON  |            |          |
|-------------------------------------|----------------|------------|-----------|-------------|---------------|---------------|------------|-----------|-------------|------------|------------|------------|------------|----------|
|                                     | W              | L          | T         | Pct.        | PF            | PA            | W          | L         | Pct.        | PF         | PA         | W          | L          | T        |
| Arizona Cardinals <sup>1</sup>      | 11             | 5          | 0         | .688        | 407           | 318           | 0          | 0         | —           |            |            | 14         | 11         | 0        |
| Atlanta Falcons                     | 5              | 8          | 0         | .385        | 187           | 260           | 0          | 0         | —           |            |            | 4          | 2          | 0        |
| Baltimore Ravens                    | 5              | 10         | 0         | .333        | 275           | 337           | 1          | 0         | 1.000       | 23         | 17         | 0          | 0          | 0        |
| Buffalo Bills                       | 24             | 12         | 2         | .667        | 938           | 660           | 1          | 2         | .333        | 27         | 57         | 0          | 1          | 0        |
| Carolina Panthers                   | 2              | 6          | 0         | .250        | 135           | 171           | 0          | 0         | —           |            |            | 0          | 0          | 0        |
| Chicago Bears                       | 7              | 7          | 0         | .500        | 279           | 233           | 0          | 0         | —           |            |            | 4          | 3          | 0        |
| Cincinnati Bengals                  | 23             | 14         | 0         | .622        | 905           | 805           | 1          | 1         | .500        | 34         | 37         | 0          | 0          | 0        |
| Cleveland Browns <sup>2</sup>       | 20             | 9          | 1         | .683        | 727           | 582           | 0          | 0         | —           |            |            | 1          | 0          | 1        |
| Dallas Cowboys                      | 5              | 8          | 0         | .385        | 295           | 296           | 0          | 0         | —           |            |            | 9          | 9          | 0        |
| Denver Broncos                      | 58             | 72         | 1         | .446        | 2,812         | 2,784         | 0          | 1         | .000        | 17         | 24         | 5          | 2          | 0        |
| Detroit Lions                       | 7              | 6          | 0         | .538        | 292           | 304           | 0          | 0         | —           |            |            | 1          | 1          | 0        |
| Green Bay Packers                   | 2              | 11         | 0         | .154        | 232           | 376           | 0          | 0         | —           |            |            | 2          | 1          | 1        |
| Houston Texans                      | 6              | 3          | 0         | .667        | 247           | 192           | 0          | 1         | .000        | 12         | 32         | 1          | 0          | 0        |
| Indianapolis Colts <sup>3</sup>     | 18             | 11         | 0         | .621        | 690           | 514           | 2          | 1         | .667        | 71         | 76         | 2          | 2          | 0        |
| Jacksonville Jaguars                | 9              | 5          | 0         | .643        | 391           | 290           | 0          | 0         | —           |            |            | 0          | 0          | 0        |
| Kansas City Chiefs <sup>4</sup>     | 58             | 71         | 1         | .450        | 2,624         | 2,880         | 1          | 0         | 1.000       | 17         | 0          | 5          | 2          | 0        |
| Las Vegas Raiders <sup>5</sup>      | 62             | 68         | 2         | .477        | 2,908         | 2,899         | 0          | 1         | .000        | 27         | 34         | 7          | 7          | 0        |
| Los Angeles Rams <sup>6</sup>       | 6              | 7          | 0         | .462        | 344           | 335           | 0          | 0         | —           |            |            | 21         | 20         | 0        |
| Miami Dolphins                      | 16             | 18         | 0         | .471        | 782           | 765           | 2          | 2         | .500        | 76         | 124        | 3          | 1          | 0        |
| Minnesota Vikings                   | 8              | 8          | 0         | .500        | 395           | 379           | 0          | 0         | —           |            |            | 3          | 11         | 1        |
| New England Patriots <sup>7</sup>   | 16             | 24         | 2         | .400        | 817           | 983           | 1          | 3         | .250        | 112        | 96         | 5          | 2          | 0        |
| New Orleans Saints                  | 8              | 6          | 0         | .571        | 367           | 272           | 0          | 0         | —           |            |            | 5          | 7          | 0        |
| New York Giants                     | 8              | 6          | 0         | .571        | 374           | 323           | 0          | 0         | —           |            |            | 5          | 3          | 0        |
| New York Jets <sup>8</sup>          | 24             | 12         | 1         | .667        | 1,057         | 739           | 0          | 2         | .000        | 31         | 37         | 4          | 2          | 1        |
| Philadelphia Eagles                 | 8              | 5          | 0         | .615        | 262           | 266           | 0          | 0         | —           |            |            | 3          | 1          | 0        |
| Pittsburgh Steelers                 | 10             | 24         | 0         | .294        | 651           | 864           | 2          | 1         | .667        | 72         | 76         | 1          | 2          | 0        |
| San Francisco 49ers                 | 8              | 7          | 0         | .533        | 339           | 396           | 0          | 1         | .000        | 26         | 49         | 23         | 28         | 0        |
| Seattle Seahawks                    | 25             | 27         | 0         | .481        | 1,090         | 1,103         | 0          | 0         | —           |            |            | 5          | 14         | 0        |
| Tampa Bay Buccaneers                | 8              | 5          | 0         | .615        | 348           | 290           | 0          | 0         | —           |            |            | 0          | 0          | 0        |
| Tennessee Titans <sup>9</sup>       | 30             | 16         | 1         | .652        | 1,203         | 1,022         | 1          | 3         | .250        | 50         | 57         | 7          | 3          | 0        |
| Washington Commanders <sup>10</sup> | 5              | 8          | 0         | .385        | 269           | 311           | 0          | 0         | —           |            |            | 1          | 0          | 0        |
| <b>ALL-TIME TOTALS</b>              | <b>502</b>     | <b>499</b> | <b>11</b> | <b>.501</b> | <b>22,642</b> | <b>21,948</b> | <b>12</b>  | <b>20</b> | <b>.375</b> | <b>625</b> | <b>747</b> | <b>141</b> | <b>135</b> | <b>4</b> |

Note: Prior to 1972, tie games were not included in winning percentage.

1—Known as St. Louis Cardinals (1960-87) and Phoenix Cardinals (1988-93)

2—Did not play from 1996-98 after relocation to Baltimore, but rejoined as an expansion franchise in 1999

3—Known as Baltimore Colts (1960-83)

4—Known as Dallas Texans (1960-62)

5—Known as Los Angeles Rams (1960-94 and 2016-present) and St. Louis Rams (1995-2015)

6—Known as Boston Patriots (1960-70)

7—Known as Titans of New York (1960-62)

8—Known as Oakland Raiders (1960-81 and 1995-2019) and Los Angeles Raiders (1982-94)

9—Known as Houston Oilers (1960-96) and Tennessee Oilers (1997-98)

10—Known as Washington Redskins (1960-2019) and Washington Football Team (2020-21)

# THE LAST TIME . . .

Regular season in regular font | Postseason in *italics*

## RUSHING

### 200 Yards Rushing, Individual

**CHARGERS** — LaDainian Tomlinson, Dec. 28, 2003 vs. Oakland (243 yards)  
**OPPONENT** — Adrian Peterson, Nov. 4, 2007 at Minnesota (296 yards)  
**CHARGERS** — *Keith Lincoln, AFL Championship,*  
*Jan. 5, 1964 vs. Boston (206 yards)*  
**OPPONENT** — *Never*

### 100 Yards Rushing, Individual

**CHARGERS** — **Kimani Vidal, Nov. 30, 2025 vs. Las Vegas (126 yards)**  
**OPPONENT** — **De'Von Achane, Oct. 12, 2025 at Miami (128 yards)**  
**CHARGERS** — Darren Sproles, AFC Wild Card,  
 Jan. 3, 2009 vs. Indianapolis (105 yards)  
**OPPONENT** — Joe Mixon, AFC Wild Card,  
 Jan. 11, 2025 at Houston (106 yards)

### 100 Yards Rushing, One Half, Individual

**CHARGERS** — **Omarion Hampton, Sept. 28, 2025 at New York Giants (114 yards in second half)**  
**OPPONENT** — Daivid Montgomery, Nov 12, 2023 vs. Detroit (102 yards in first half)  
**CHARGERS** — *Keith Lincoln, AFL Championship,*  
*Jan. 5, 1964 vs. Boston (176 yards in first half)*  
**OPPONENT** — *Sony Michel, AFC Divisional,*  
*Jan. 13, 2019 at New England (105 yards in first half)*

### Two 100-Yard Rushers

**CHARGERS** — Darren Sproles (122 yards) and LaDainian Tomlinson (116 yards)  
 Dec. 16, 2007, vs. Detroit  
**OPPONENT** — Frank Gore (158 yards) and Colin Kaepernick (151 yards),  
 Dec. 20, 2014 at San Francisco  
**CHARGERS** — *Never*  
**OPPONENT** — *Never*

### Four Touchdowns Rushing, Individual

**CHARGERS** — LaDainian Tomlinson, Oct. 14, 2007 vs. Oak. (3, 27, 13, 41 yards)  
**OPPONENT** — *Never*  
**CHARGERS** — *Never*  
**OPPONENT** — *Never*

### Three Touchdowns Rushing, Individual

**CHARGERS** — Melvin Gordon, Oct. 15, 2018, at Cleveland (4, 10, 11 yards)  
**OPPONENT** — **Jonathan Taylor, Oct. 19, 2025 vs. Indianapolis (23, 8, 19 yards)**  
**CHARGERS** — *Never*  
**OPPONENT** — *Sony Michel, AFC Divisional,*  
*Jan. 13, 2019 at New England (1, 14, 5 yards)*

### Two Touchdowns Rushing, Individual

**CHARGERS** — Gus Edwards, Dec. 19, 2024 vs. Denver (1, 5 yards)  
**OPPONENT** — **Jonathan Taylor, Oct. 19, 2025 vs. Indianapolis (23, 8, 19 yards)**  
**CHARGERS** — *Darren Sproles, AFC Wild Card,*  
*Jan. 3, 2009 vs. Indianapolis (9, 22 yards)*  
**OPPONENT** — *Sony Michel, AFC Divisional,*  
*Jan. 13, 2019 at New England (1, 14, 5 yards)*

## PASSING

### 500 Yards Passing, Individual

**CHARGERS** — Philip Rivers, Oct. 18, 2015 at Green Bay (503 yards)  
**OPPONENT** — *Never*  
**CHARGERS** — *Never*  
**OPPONENT** — *Never*

### 400 Yards Passing, Individual

**CHARGERS** — **Justin Herbert, Oct. 19, 2025 vs. Indianapolis (420 yards)**  
**OPPONENT** — Patrick Mahomes, Oct. 22, 2023 at Kansas City (424 yards)  
**CHARGERS** — *Dan Fouts, AFC Divisional,*  
*Jan. 2, 1982 at Miami (433 yards)*  
**OPPONENT** — *Peyton Manning, AFC Divisional,*  
*Jan. 13, 2008 at Indianapolis (402 yards)*

### 300 Yards Passing, Individual

**CHARGERS** — **Justin Herbert, Oct. 19, 2025 vs. Indianapolis (420 yards)**  
**OPPONENT** — Joe Burrow, Nov. 17, 2024 vs. Cincinnati (356 yards)  
**CHARGERS** — *Philip Rivers, AFC Divisional,*  
*Jan. 13, 2019 at New England (331 yards)*  
**OPPONENT** — *Tom Brady, AFC Divisional,*  
*Jan. 13, 2019 at New England (343 yards)*

### Six Touchdown Passes, Individual

**CHARGERS** — Dan Fouts, Nov. 22, 1981 at Oakland (12, 15, 29, 4, 5, 6 yards)  
**OPPONENT** — *Never*  
**CHARGERS** — *Never*  
**OPPONENT** — *Never*

### Five Touchdown Passes, Individual

**CHARGERS** — Drew Brees, Oct. 31, 2004 vs. Oakland (17, 13, 23, 5, 1 yards)  
**OPPONENT** — Tom Brady, Oct. 4, 2020 at Tampa Bay (3, 6, 28, 19, 9 yards)  
**CHARGERS** — *Never*  
**OPPONENT** — *Never*

### Four Touchdown Passes, Individual

**CHARGERS** — Justin Herbert, Nov. 12, 2023 vs. Detroit (29, 18, 1, 38 yards)  
**OPPONENT** — Baker Mayfield, Dec. 15, 2024 vs. Tampa Bay (26, 57, 35, 11 yards)  
**CHARGERS** — *Never*  
**OPPONENT** — *Don Strock, AFC Divisional,*  
*Jan. 2, 1982 at Miami (1, 40, 15, 50 yards)*

### Three Touchdown Passes, Individual

**CHARGERS** — **Justin Herbert, Oct. 23, 2025 vs. Minnesota (8, 27, 6 yards)**  
**OPPONENT** — Baker Mayfield, Dec. 15, 2024 vs. Tampa Bay (26, 57, 35, 11 yards)  
**CHARGERS** — *Philip Rivers, AFC Divisional,*  
*Jan. 13, 2019 at New England (43, 1, 8 yards)*  
**OPPONENT** — *Peyton Manning, AFC Divisional,*  
*Jan. 13, 2008 at Indianapolis (25, 9, 55 yards)*

### Six Interceptions Thrown, Individual

**CHARGERS** — Ed Luther, Oct. 31, 1983 vs. Washington  
**OPPONENT** — Peyton Manning, Nov. 11, 2007 vs. Indianapolis  
**CHARGERS** — *Never*  
**OPPONENT** — *Never*

### Five Interceptions Thrown, Individual

**CHARGERS** — Craig Whelihan, Dec. 13, 1998 at Seattle  
**OPPONENT** — Nathan Peterman, Nov. 19, 2017 vs. Buffalo  
**CHARGERS** — *Dan Fouts, AFC Second Round, Jan. 16, 1983 at Miami*  
**OPPONENT** — *George Blanda, AFL Championship,*  
*Dec. 24, 1961 vs. Houston Oilers*

### Four Interceptions Thrown, Individual

**CHARGERS** — Philip Rivers, Nov. 18, 2019 vs. Kansas City in Mexico City, Mexico  
**OPPONENT** — Kirk Cousins, Dec. 1, 2024 at Atlanta  
**CHARGERS** — *Justin Herbert, AFC Wild Card, Jan. 11, 2025 at Houston*  
**OPPONENT** — *George Blanda, AFL Championship,*  
*Dec. 24, 1961 vs. Houston Oilers*

## RECEIVING

### 10 or More Receptions, Individual

**CHARGERS** — Keenan Allen, Oct. 19, 2025 vs. Indianapolis (11 receptions)  
**OPPONENT** — Cole Kmet, Oct. 29, 2023 vs. Chicago (10 receptions)  
**CHARGERS** — Ronnie Harmon, AFC Wild Card,  
Dec. 31, 1995 vs. Indianapolis (10 receptions)  
**OPPONENT** — James White, AFC Divisional,  
Jan. 13, 2019 at New England (15 receptions)

### 200 Yards Receiving, Individual

**CHARGERS** — Keenan Allen, Sept. 24, 2023 at Minnesota (215 yards)  
**OPPONENT** — Tyreek Hill, Sept. 10, 2023 vs. Miami (215 yards)  
**CHARGERS** — Never  
**OPPONENT** — Never

### 100 Yards Receiving, Individual

**CHARGERS** — Ladd McConkey, Nov. 9, 2025 vs. Pittsburgh (107 yards)  
**OPPONENT** — Courtland Sutton, Sept. 21, 2025 vs. Denver (118 yards)  
**CHARGERS** — Ladd McConkey, AFC Wild Card,  
Jan. 11, 2025 at Houston (197 yards)  
**OPPONENT** — Nico Collins, AFC Wild Card,  
Jan. 11, 2025 at Houston (122 yards)

### 100 Yards Receiving, One Half, Individual

**CHARGERS** — Quentin Johnston, Jan. 5, 2025 at Las Vegas  
(118 yards in first half)  
**OPPONENT** — Mike Evans, Dec. 15, 2024 vs. Tampa Bay  
(115 yards in second half)  
**CHARGERS** — Ladd McConkey, AFC Wild Card,  
Jan. 11, 2025 at Houston (141 yards in second half)  
**OPPONENT** — Julian Edelman, AFC Divisional,  
Jan. 13, 2019 at New England (107 yards in first half)

### Two 100-Yard Receivers

**CHARGERS** — Oronde Gadsden (164 yards) and Keenan Allen (119 yards),  
Oct. 19, 2025 vs. Indianapolis  
**OPPONENT** — Travis Kelce (191 yards) and Tyreek Hill (148 yards),  
Dec. 16, 2021 vs. Kansas City  
**CHARGERS** — Chris Chambers (133 yards) and Vincent Jackson (114 yards),  
AFC Wild Card, Jan. 6, 2008  
**OPPONENT** — Tony Nathan (114 yards) and Duriel Harris (106 yards),  
AFC Divisional, Jan. 2, 1982

### Five Touchdown Receptions, Individual

**CHARGERS** — Kellen Winslow, Nov. 22, 1981 at Oakland (15, 29, 4, 5, 3 yards)  
**OPPONENT** — Never  
**CHARGERS** — Never  
**OPPONENT** — Never

### Four Touchdown Receptions, Individual

**CHARGERS** — Kellen Winslow, Nov. 22, 1981 at Oakland (15, 29, 4, 5, 3 yards)  
**OPPONENT** — Daryl Turner, Sept. 15, 1985 vs. Seattle (34, 15, 30, 7 yards)  
**CHARGERS** — Never  
**OPPONENT** — Never

### Three Touchdown Receptions, Individual

**CHARGERS** — Danny Woodhead, Dec. 20, 2015 vs. Miami (20, 9, 9 yards)  
**OPPONENT** — Travis Kelce, Nov. 20, 2022 vs. Kansas City (4, 32, 17 yards)  
**CHARGERS** — Never  
**OPPONENT** — Jerry Rice, Super Bowl XXIX at Joe Robbie Stadium,  
Jan. 29, 1995 vs. San Francisco (44, 15, 7 yards)

### Two Touchdown Receptions, Individual

**CHARGERS** — Quentin Johnston, Sept. 5, 2025 vs. Kansas City (5, 23 yards)  
**OPPONENT** — Brock Bowers, Nov. 30, 2025 vs. Las Vegas (6, 6 yards)  
**CHARGERS** — Keenan Allen, AFC Divisional,  
Jan. 12, 2014 at Denver (16, 16 yards)  
**OPPONENT** — Michael Crabtree, AFC Wild Card,  
Jan. 6, 2019 at Baltimore (31, 7 yards)

## COMBINATION

### 100 Yards Rushing and Receiving, Individual

**CHARGERS** — Austin Ekeler, Dec. 8, 2019 at Jacksonville  
(101 yards rushing, 112 yards receiving)  
**OPPONENT** — Essex Johnson, Sept. 30, 1973 vs. Cincinnati  
(121 yards rushing, 116 yards receiving)  
**CHARGERS** — Keith Lincoln, AFC Championship, Jan. 5, 1964 vs. Boston  
(206 yards rushing, 123 yards receiving)  
**OPPONENT** — Never

### 300-Yard Passer, 100-Yard Rusher and 100-Yard Receiver

**CHARGERS** — Philip Rivers (314 yards passing),  
Austin Ekeler (101 yards rushing),  
Austin Ekeler (112 yards receiving),  
Dec. 8, 2019 at Jacksonville  
**OPPONENT** — Patrick Mahomes (329 yards passing),  
Isiah Pacheco (107 yards rushing),  
Travis Kelce (115 yards receiving),  
Nov. 20, 2022 vs. Kansas City  
**CHARGERS** — Dan Fouts (333 yards passing),  
Chuck Muncie (126 yards rushing),  
Wes Chandler (124 yards receiving),  
Kellen Winslow (102 yards receiving),  
AFC Wild Card, Jan. 9, 1983 at Pittsburgh  
**OPPONENT** — Tom Brady (343 yards passing),  
Sony Michel (129 yards rushing),  
Julian Edelman (151 yards receiving),  
AFC Divisional, Jan. 13, 2019 at New England

## INTERCEPTIONS

### Four Interceptions, Individual

**CHARGERS** — Never  
**OPPONENT** — Kwamie Lassiter, Dec. 27, 1998 at Arizona (4 interceptions)  
**CHARGERS** — Never  
**OPPONENT** — Vernon Perry, AFC Divisional,  
Dec. 29, 1979 vs. Houston Oilers (4 interceptions)

### Three Interceptions, Individual

**CHARGERS** — Antonio Cromartie, Nov. 11, 2007 vs. Indianapolis (3 interceptions)  
**OPPONENT** — Kwamie Lassiter, Dec. 27, 1998 at Arizona (4 interceptions)  
**CHARGERS** — Never  
**OPPONENT** — Vernon Perry, AFC Divisional,  
Dec. 29, 1979 vs. Houston Oilers (4 interceptions)

### Two Interceptions, Individual

**CHARGERS** — Tarheeb Still, Dec. 1, 2024 at Atlanta (2 interceptions)  
**OPPONENT** — Patrick Surtain II, Nov. 28, 2021 at Denver (2 interceptions)  
**CHARGERS** — Glen Edwards, AFC Divisional,  
Jan. 3, 1981 vs. Buffalo (2 interceptions)  
**OPPONENT** — Derek Stingley, AFC Wild Card,  
Jan. 11, 2025 at Houston (2 interceptions)

### Interception Returned for Touchdown

**CHARGERS** — Tarheeb Still, Dec. 1, 2024 at Atlanta  
(61 yards of Kirk Cousins)  
**OPPONENT** — Cody Barton, Nov. 2, 2025 at Tennessee  
(24 yards of Justin Herbert)  
**CHARGERS** — Never  
**OPPONENT** — Eric Murray, AFC Wild Card,  
Jan. 11, 2025 at Houston (38 yards of Justin Herbert)



## SACKS

### Six Sacks, Individual

CHARGERS — Khalil Mack, Oct. 1, 2023 vs. Las Vegas (6.0 sacks)  
OPPONENT — Never  
CHARGERS — Never  
OPPONENT — Never

### Five Sacks, Individual

CHARGERS — Khalil Mack, Oct. 1, 2023 vs. Las Vegas (6.0 sacks)  
OPPONENT — Never  
CHARGERS — Never  
OPPONENT — Never

### Four-and-One-Half Sacks, Individual

CHARGERS — Khalil Mack, Oct. 1, 2023 vs. Las Vegas (6.0 sacks)  
OPPONENT — Hugh Douglas, Oct. 18, 1998 vs. Philadelphia (4.5 sacks)  
CHARGERS — Never  
OPPONENT — Never

### Four Sacks, Individual

CHARGERS — Tuli Tuipulotu, Sept. 28, 2025 at New York Giants (4.0 sacks)  
OPPONENT — Justin Houston, Dec. 28, 2014 at Kansas City (4.0 sacks)  
CHARGERS — Never  
OPPONENT — Never

### Three-and-One-Half Sacks, Individual

CHARGERS — Tuli Tuipulotu, Sept. 28, 2025 at New York Giants (4.0 sacks)  
OPPONENT — Justin Houston, Dec. 28, 2014 at Kansas City (3.5 sacks)  
CHARGERS — Never  
OPPONENT — Never

### Three Sacks, Individual

CHARGERS — Tuli Tuipulotu, Sept. 28, 2025 at New York Giants (4.0 sacks)  
OPPONENT — Myles Garrett, Nov. 3 2024 at Cleveland (3.0 sacks)  
CHARGERS — Never  
OPPONENT — Never

### Two-and-One-Half Sacks, Individual

CHARGERS — Tuli Tuipulotu, Sept. 28, 2025 at New York Giants (4.0 sacks)  
OPPONENT — Jihad Ward, Nov. 2, 2025 at Tennessee (2.5 sacks)  
CHARGERS — Burt Grossman, AFC Wild Card,  
Jan. 2, 1993 vs. Kansas City (2.5 sacks)  
OPPONENT — Never

### Two Sacks, Individual

CHARGERS — Tuli Tuipulotu, Nov. 30, 2025 vs. Las Vegas (2.0 sacks)  
OPPONENT — Maxx Crosby, Nov. 30, 2025 vs. Las Vegas (2.0 sacks)  
CHARGERS — Khalil Mack, AFC Wild Card,  
Jan. 11, 2025 at Houston (2.0 sacks)  
OPPONENT — Shaun Phillips, AFC Divisional,  
Jan. 12, 2014 at Denver (2.0 sacks)

## TOUCHDOWNS

### Five Touchdowns, Individual

CHARGERS — Kellen Winslow, Nov. 22, 1981 at Oakland  
(15-, 29-, 4-, 5-, 3-yard receptions)  
OPPONENT — Never  
CHARGERS — Never  
OPPONENT — Never

### Four Touchdowns, Individual

CHARGERS — Austin Ekeler, Nov. 21, 2021 vs. Pittsburgh  
(10-, 17-yard receptions; 6-, 5-yard runs)  
OPPONENT — Harvey Williams, Nov. 16, 1997, vs. Oakland  
(8-, 32-yard receptions; 1-, 1-yard runs)  
CHARGERS — Never  
OPPONENT — Never

### Three Touchdowns, Individual

CHARGERS — Austin Ekeler, Oct. 2, 2022 at Houston  
(14-yard receptions; 10-, 20-yard runs)  
OPPONENT — Travis Kelce, Nov. 20, 2022 vs. Kansas City  
(4-, 32-, 17-yard receptions)  
CHARGERS — Never  
OPPONENT — Sony Michel, AFC Divisional,  
Jan. 13, 2019 at New England (1-, 14-, 5-yard runs)

## FIELD GOALS AND PATs

### Six Field Goals Made, Individual

CHARGERS — Greg Davis, Oct. 5, 1997 at Oakland  
(30, 22, 38, 43, 33, 33 yards)  
OPPONENT — Phil Dawson, Nov. 5, 2006 vs. Cleveland  
(37, 20, 42, 30, 36, 35 yards)  
CHARGERS — Never  
OPPONENT — Never

### Five Field Goals Made, Individual

CHARGERS — Cameron Dicker, Oct. 12, 2025 at Miami  
(35, 31, 29, 35, 33 yards)  
OPPONENT — Daniel Carlson, Jan. 9, 2022 at Las Vegas  
(24, 31, 52, 40, 47 yards)  
CHARGERS — Michael Badgley, AFC Wild Card,  
Jan. 6, 2019 at Baltimore (21, 53, 40, 34, 47 yards)  
OPPONENT — Never

### Four Field Goals Made, Individual

CHARGERS — Cameron Dicker, Oct. 12, 2025 at Miami  
(35, 31, 29, 35, 33 yards)  
OPPONENT — Chase McLaughlin, Dec. 15, 2024 vs. Tampa Bay  
(22, 37, 42, 43 yards)  
CHARGERS — Michael Badgley, AFC Wild Card,  
Jan. 6, 2019 at Baltimore (21, 53, 40, 34, 47 yards)  
OPPONENT — Never

### 50-Yard Field Goal, Individual

CHARGERS — Cameron Dicker, Nov. 30, 2025 vs. Las Vegas (56 yards)  
OPPONENT — Chris Boswell, Nov. 9, 2025 vs. Pittsburgh (59 yards)  
CHARGERS — Michael Badgley, AFC Wild Card,  
Jan. 6, 2019 at Baltimore (53 yards)  
OPPONENT — Stephen Gostkowski, AFC Divisional,  
Jan. 14, 2007 vs. New England (50 yards)

### Blocked Field Goal Attempt

CHARGERS — Teair Tart, Nov. 3, 2024 at Cleveland  
(51-yard Dustin Hopkins attempt)  
OPPONENT — Zack Allen, Dec. 31, 2023 at Denver  
(50-yard Cameron Dicker attempt)  
CHARGERS — Leroy Jones, AFC Divisional, Jan. 2, 1982 at Miami  
(34-yard Uwe von Schamann attempt)  
OPPONENT — Never

### Two-Point Conversion

CHARGERS — Justin Herbert run,  
Sept. 28, 2025 at New York Giants  
OPPONENT — Michael Pittman Jr., pass from Daniel Jones,  
Oct. 19, 2025 vs. Indianapolis  
CHARGERS — Keenan Allen pass from Philip Rivers, AFC Divisional,  
Jan. 13, 2019 at New England  
OPPONENT — Kevin Faulk run, AFC Divisional,  
Jan. 14, 2007 vs. New England

### Defensive Two-Point Conversion

CHARGERS — Casey Hayward Jr., Dec. 30, 2018 at Denver  
(Interception of Case Keenum)  
OPPONENT — Never  
CHARGERS — Never  
OPPONENT — D'Angelo Ross, AFC Wild Card,  
Jan. 11, 2025 at Houston (Return of Cameron Dicker blocked PAT)

### Point After Touchdown Missed

CHARGERS — Cameron Dicker, Nov. 3, 2024 at Cleveland  
(Second attempt, wide left)  
OPPONENT — Michael Badgley, Oct. 19, 2025 vs. Indianapolis  
(First attempt, wide left)  
CHARGERS — Rolf Benirschke, AFC Second Round,  
Jan. 16, 1993 at Miami (First attempt, wide right)  
OPPONENT — Never

### Blocked Point After Touchdown

CHARGERS — Isaac Rochell, Sept. 27, 2020 vs. Carolina  
(Joey Slye, first attempt)  
OPPONENT — Denico Autry, Dec. 31, 2017 vs. Oakland  
(Nick Rose, third attempt)  
CHARGERS — Never  
OPPONENT — Denico Autry, AFC Wild Card,  
Jan. 11, 2025 at Houston (Cameron Dicker, first attempt)

## PUNTING

### 80-Yard Punt

CHARGERS — JK Scott, Dec. 11, 2023 vs. Denver (83 yards)  
OPPONENT — Dustin Colquitt, Dec. 2, 2007 at Kansas City (81 yards)  
CHARGERS — *Never*  
OPPONENT — *Never*

### 70-Yard Punt

CHARGERS — JK Scott, Dec. 11, 2023 vs. Denver (83 yards)  
OPPONENT — Bryce Baringer, Dec. 3, 2023 at New England (70 yards)  
CHARGERS — *Never*  
OPPONENT — Ray Guy, AFC Championship, Jan. 11, 1981 vs. Oakland (71 yards)

### 60-Yard Punt

CHARGERS — JK Scott, Sept. 28, 2025 at New York Giants (60 yards)  
OPPONENT — Jamie Gillan, Sept. 28, 2025 at New York Giants (69 yards)  
CHARGERS — Mike Scifres, AFC Divisional, Jan. 12, 2014 at Denver (62 yards)  
OPPONENT — Tommy Townsend, AFC Wild Card, Jan. 11, 2025 at Houston (67 yards)

### Blocked Punt

CHARGERS — Jerry Attaochu of Drew Butler, Sept. 8, 2014 at Arizona  
OPPONENT — Miles Killebrew of Ty Long, Nov. 21, 2021 vs. Pittsburgh  
CHARGERS — *Never*  
OPPONENT — Lou Piccone of Rick Partridge, AFC Divisional, Jan. 3, 1981 vs. Buffalo

### 10 or More Punts, Individual

CHARGERS — Drew Kaser, Nov. 12, 2017 at Jacksonville (10 punts for 485 yards)  
OPPONENT — Chad Stanley, Sept. 15, 2002 vs. Houston (10 punts for 406 yards)  
CHARGERS — *Never*  
OPPONENT — *Never*

### No Punts

CHARGERS — Oct. 23, 2025 vs. Minnesota  
OPPONENT — Nov. 16, 2025 at Jacksonville  
CHARGERS — *Never*  
OPPONENT — AFC Divisional, Jan. 12, 2014 at Denver

## OTHER SPECIAL TEAMS

### Kickoff Returned for Touchdown

CHARGERS — Andre Roberts, Jan. 2, 2022 vs. Denver (101 yards)  
OPPONENT — Mecole Hardman, Dec. 29, 2019 at Kansas City (104 yards)  
CHARGERS — Andre Coleman, Super Bowl XXIX at Joe Robbie Stadium, Jan. 29, 1995 vs. San Francisco (98 yards)  
OPPONENT — *Never*

### Punt Returned for Touchdown

CHARGERS — Derius Davis, Nov. 6, 2023 at New York Jets (87 yards)  
OPPONENT — Chimere Dike, Nov. 2, 2025 at Tennessee (67 yards)  
CHARGERS — Wes Chandler, AFC Divisional, Jan. 2, 1982 at Miami (58 yards)  
OPPONENT — Antonio Holmes, AFC Divisional, Jan. 11, 2009 at Pittsburgh (67 yards)

### Blocked Punt Returned for Touchdown

CHARGERS — Jacob Hester, Oct. 25, 2009 at Kansas City (Recovered own blocked Dustin Colquitt punt in end zone)  
OPPONENT — Daniel Thomas, Oct. 25, 2020 vs. Jacksonville (Recovered own blocked Ty Long punt, returned recovery 16 yards)  
CHARGERS — *Never*  
OPPONENT — *Never*

### Recovered Own Onside Kick Attempt

CHARGERS — Darrell Stuckey of Nick Novak kick, Nov. 18, 2012 at Denver  
OPPONENT — Keion Crossen of Riley Dixon kick, Dec. 12, 2021 vs. New York Giants  
CHARGERS — Richard Marshall of Nick Novak kick, AFC Divisional, Jan. 12, 2014 at Denver  
OPPONENT — *Never*

## OTHER DEFENSE

### Shutout Posted

CHARGERS — Dec. 3, 2023 at New England (6-0, Chargers win)  
OPPONENT — Dec. 6, 2020 vs. New England (45-0, Patriots win)  
CHARGERS — AFC Wild Card, Jan. 2, 1993 vs. Kansas City (Chargers win, 17-0)  
OPPONENT — AFC Divisional, Jan. 10, 1993 at Miami (Dolphins win, 31-0)

### Fumble Returned for Touchdown

CHARGERS — Tevaughn Campbell, Dec. 5, 2021 at Cincinnati (61 yards)  
OPPONENT — Mike Edwards, Jan. 7, 2024 vs. Kansas City (97 yards)  
CHARGERS — *Never*  
OPPONENT — Guy Ruff, AFC Wild Card, Jan. 9, 1983 at Pittsburgh (Recovered opening kickoff fumble in end zone)

### Safety Scored

CHARGERS — Nov. 9, 2025 vs. Pittsburgh (Aaron Rodgers sacked in end zone by Khalil Mack)  
OPPONENT — Oct. 27, 2024 vs. New Orleans (JK Scott fumbled out end zone)  
CHARGERS — AFC Divisional, Jan. 8, 1995 vs. Miami (Bernie Parmalee tackled in end zone by Reuben Davis)  
OPPONENT — *Never*

## MISCELLANEOUS

### No Penalties

CHARGERS — Oct. 9, 2011 at Denver (Chargers win, 29-24)  
OPPONENT — Dec. 4, 2005 vs. Oakland (Raiders win, 34-10)  
CHARGERS — *Never*  
OPPONENT — AFC Divisional, Jan. 10, 1993 at Miami (Dolphins win, 31-0)

### Game Without Touchdown

CHARGERS — Nov. 16, 2025 at Jacksonville (Jaguars win 35-6)  
OPPONENT — Sept. 15, 2025 at Las Vegas (Chargers win 20-9)  
CHARGERS — AFC Championship, Jan. 20, 2008 at New England (Patriots win, 21-12)  
OPPONENT — AFC Wild Card, Jan. 6, 2008 vs. Tennessee (Chargers win, 17-6)

### 50 Points, Game

CHARGERS — Nov. 19, 2017 vs. Buffalo (Chargers win, 54-24)  
OPPONENT — Dec. 14, 2023 at Las Vegas (Raiders win, 63-21)  
CHARGERS — AFL Championship, Jan. 5, 1964 vs. Boston (Chargers win, 51-10)  
OPPONENT — *Never*

### 40 Points, Game

CHARGERS — Dec. 28, 2024 at New England (Chargers win, 40-7)  
OPPONENT — Dec. 15, 2024 vs. Tampa Bay (Buccaneers win, 40-17)  
CHARGERS — AFC Divisional, Jan. 2, 1982 at Miami (Chargers win, 41-38)  
OPPONENT — AFC Divisional, Jan. 13, 2019 at New England (Patriots win, 41-28)

### 600 Yards Total Offense, Game

CHARGERS — Dec. 20, 1982 vs. Cincinnati (661 yards)  
OPPONENT — Oct. 1, 2000 at St. Louis (614 yards)  
CHARGERS — AFL Championship, Jan. 5, 1964 vs. Boston (610 yards)  
OPPONENT — *Never*

### 500 Yards Total Offense, Game

CHARGERS — Dec. 8, 2019 at Jacksonville (525 yards)  
OPPONENT — Dec. 15, 2024 vs. Tampa Bay (506 yards)  
CHARGERS — AFC Divisional, Jan. 2, 1982 at Miami (564 yards)  
OPPONENT — *Never*

# WEEKLY RANKINGS

## 2025 WEEKLY NFL RANKINGS

| Week                    | Opp.   | Offense   |           |            | Defense   |             |             |
|-------------------------|--------|-----------|-----------|------------|-----------|-------------|-------------|
|                         |        | Total     | Rush      | Pass       | Total     | Rush        | Pass        |
| 1                       | KC     | T-5       | 19        | 3          | 22        | 15          | 24          |
| 2                       | at LV  | 9         | 25        | 4          | 7         | 8           | 16          |
| 3                       | Den    | 6         | 24        | 2          | 8         | 9           | 9           |
| 4                       | at NYG | 8         | 21        | 5          | 3         | 16          | 5           |
| 5                       | Was    | 12        | T-14      | 10         | 7         | 18          | T-4         |
| 6                       | at Mia | 7         | 13        | 9          | 7         | 21          | 6           |
| 7                       | Ind    | 4         | 17        | 3          | 13        | 19          | 8           |
| 8                       | Min    | 4         | 12        | 4          | 7         | 17          | 6           |
| 9                       | at Ten | 5         | 10        | 6          | 6         | 17          | 3           |
| 10                      | Pit    | 8         | 10        | 7          | 4         | 13          | 5           |
| 11                      | at Jax | 11        | 15        | 10         | 4         | 18          | 4           |
| 12                      | BYE    |           |           |            |           |             |             |
| 13                      | LV     | 10        | 12        | 12         | 3         | 13          | 2           |
| 14                      | Phi    |           |           |            |           |             |             |
| 15                      | at KC  |           |           |            |           |             |             |
| 16                      | at Dal |           |           |            |           |             |             |
| 17                      | Hou    |           |           |            |           |             |             |
| 18                      | at Den |           |           |            |           |             |             |
| <b>Chargers in 2024</b> |        | <b>20</b> | <b>17</b> | <b>19</b>  | <b>11</b> | <b>14</b>   | <b>7</b>    |
| <b>Chargers in 2023</b> |        | <b>18</b> | <b>25</b> | <b>13</b>  | <b>28</b> | <b>17</b>   | <b>30</b>   |
| <b>Chargers in 2022</b> |        | <b>9</b>  | <b>30</b> | <b>3</b>   | <b>20</b> | <b>28</b>   | <b>7</b>    |
| <b>Chargers in 2021</b> |        | <b>4</b>  | <b>21</b> | <b>T-2</b> | <b>23</b> | <b>30</b>   | <b>12</b>   |
| <b>Chargers in 2020</b> |        | <b>9</b>  | <b>18</b> | <b>6</b>   | <b>10</b> | <b>18</b>   | <b>9</b>    |
| <b>Chargers in 2019</b> |        | <b>10</b> | <b>28</b> | <b>6</b>   | <b>6</b>  | <b>18</b>   | <b>5</b>    |
| <b>Chargers in 2018</b> |        | <b>11</b> | <b>15</b> | <b>10</b>  | <b>9</b>  | <b>9</b>    | <b>9</b>    |
| <b>Chargers in 2017</b> |        | <b>4</b>  | <b>24</b> | <b>1</b>   | <b>15</b> | <b>31</b>   | <b>3</b>    |
| <b>Chargers in 2016</b> |        | <b>14</b> | <b>26</b> | <b>8</b>   | <b>16</b> | <b>10</b>   | <b>20</b>   |
| <b>Chargers in 2015</b> |        | <b>9</b>  | <b>31</b> | <b>4</b>   | <b>20</b> | <b>27</b>   | <b>T-14</b> |
| <b>Chargers in 2014</b> |        | <b>18</b> | <b>30</b> | <b>10</b>  | <b>9</b>  | <b>26</b>   | <b>4</b>    |
| <b>Chargers in 2013</b> |        | <b>5</b>  | <b>13</b> | <b>4</b>   | <b>23</b> | <b>12</b>   | <b>29</b>   |
| <b>Chargers in 2012</b> |        | <b>31</b> | <b>27</b> | <b>24</b>  | <b>9</b>  | <b>6</b>    | <b>18</b>   |
| <b>Chargers in 2011</b> |        | <b>6</b>  | <b>16</b> | <b>6</b>   | <b>16</b> | <b>20</b>   | <b>13</b>   |
| <b>Chargers in 2010</b> |        | <b>1</b>  | <b>15</b> | <b>2</b>   | <b>1</b>  | <b>4</b>    | <b>1</b>    |
| <b>Chargers in 2009</b> |        | <b>10</b> | <b>31</b> | <b>5</b>   | <b>16</b> | <b>20</b>   | <b>11</b>   |
| <b>Chargers in 2008</b> |        | <b>11</b> | <b>20</b> | <b>7</b>   | <b>25</b> | <b>11</b>   | <b>31</b>   |
| <b>Chargers in 2007</b> |        | <b>20</b> | <b>7</b>  | <b>26</b>  | <b>14</b> | <b>16</b>   | <b>14</b>   |
| <b>Chargers in 2006</b> |        | <b>4</b>  | <b>2</b>  | <b>16</b>  | <b>10</b> | <b>7</b>    | <b>13</b>   |
| <b>Chargers in 2005</b> |        | <b>10</b> | <b>9</b>  | <b>12</b>  | <b>13</b> | <b>1</b>    | <b>28</b>   |
| <b>Chargers in 2004</b> |        | <b>10</b> | <b>6</b>  | <b>16</b>  | <b>18</b> | <b>3</b>    | <b>31</b>   |
| <b>Chargers in 2003</b> |        | <b>14</b> | <b>6</b>  | <b>19</b>  | <b>27</b> | <b>T-25</b> | <b>21</b>   |
| <b>Chargers in 2002</b> |        | <b>16</b> | <b>8</b>  | <b>22</b>  | <b>30</b> | <b>11</b>   | <b>32</b>   |

## 2025 REGULAR-SEASON RANKINGS

### LOS ANGELES CHARGERS (Team)

| Category                          | NFL  | AFC |
|-----------------------------------|------|-----|
| Turnover Margin (-1) .....        | 17   | 8   |
| Points Scored (23.1) .....        | 18   | 10  |
| Points Allowed (21.0) .....       | 11   | 6   |
| Total Offense (346.8) .....       | 10   | 5   |
| Rushing (122.1) .....             | 12   | 6   |
| Passing (224.7) .....             | 12   | 6   |
| Total Defense (275.3) .....       | 3    | 3   |
| vs. Rush (106.9) .....            | 13   | 8   |
| vs. Pass (168.3) .....            | 2    | 2   |
| Third-Down Offense (48.26%) ..... | 2    | 1   |
| Third-Down Defense (34.78%) ..... | 4    | 3   |
| Red-Zone Offense (51.22%) .....   | 23   | 11  |
| Red-Zone Defense (55.26%) .....   | T-11 | 8   |

### LOS ANGELES CHARGERS (Individual)

| Category                                     | NFL  | AFC  |
|--|------|------|
| <b>Passing</b>                               |      |      |
| Rating: Justin Herbert (94.9) .....          | 15   | 7    |
| Yards: Justin Herbert (2,842) .....          | 8    | 4    |
| Touchdowns: Justin Herbert (21) .....        | 6    | 3    |
| <b>Rushing</b>                               |      |      |
| Attempts: Kimani Vidal (121) .....           | T-30 | 16   |
| Yards: Kimani Vidal (543) .....              | T-26 | 14   |
| Touchdowns: Kimani Vidal (3) .....           | T-42 | T-19 |
| <b>Receiving</b>                             |      |      |
| Receptions: Keenan Allen (60) .....          | T-13 | T-3  |
| Yards: Ladd McConkey (683) .....             | 27   | 10   |
| Touchdowns: Quentin Johnston (7) .....       | T-5  | T-1  |
| <b>Defense</b>                               |      |      |
| Total Tackles: Daiyan Henley (73) .....      | T-54 | T-29 |
| Solo Tackles: Daiyan Henley(39) .....        | T-71 | T-36 |
| INTs: Donte Jackson/Tony Jefferson (3) ..... | T-8  | T-3  |
| Sacks: Tuli Tuipulotu (10.0) .....           | T-8  | 5    |

## GAME-BY-GAME STARTERS

### OFFENSIVE STARTERS

|          |        | WR        | WR       | TE      | LT      | LG        | C       | RG     | RT      | QB      | RB      | 3WR           | FB      | 2TE     | 3TE  |
|----------|--------|-----------|----------|---------|---------|-----------|---------|--------|---------|---------|---------|---------------|---------|---------|------|
| Sept. 5  | KC     | McConkey  | Johnston | Conklin | Alt     | Z.Johnson | Bozeman | Becton | Pipkins | Herbert | Hampton | Allen         | —       | —       | —    |
| Sept. 15 | at LV  | —         | Johnston | Conklin | Alt     | Z.Johnson | Bozeman | Becton | Pipkins | Herbert | Hampton | —             | Matlock | Dissly  | —    |
| Sept. 21 | Den    | McConkey  | Johnston | Conklin | Alt     | Z.Johnson | Bozeman | Becton | Pipkins | Herbert | Hampton | —             | —       | Fisk    | —    |
| Sept. 28 | at NYG | McConkey  | Johnston | Conklin | Alt     | Z.Johnson | Bozeman | Salyer | Pipkins | Herbert | Hampton | —             | Matlock | —       | —    |
| Oct. 5   | Was    | T.Harris  | —        | Conklin | Deculus | Z.Johnson | Bozeman | Becton | Pipkins | Herbert | Hampton | —             | —       | Gadsden | Fisk |
| Oct. 12  | at Mia | McConkey  | T.Harris | Gadsden | Deculus | Z.Johnson | Bozeman | Becton | B.Hart  | Herbert | Vidal   | Lambert-Smith | —       | —       | —    |
| Oct. 19  | Ind    | McConkey  | Johnston | Fisk    | Deculus | Z.Johnson | Bozeman | Becton | B.Hart  | Herbert | Vidal   | T.Harris      | —       | —       | —    |
| Oct. 23  | Min    | McConkey  | T.Harris | Fisk    | Alt     | Z.Johnson | Bozeman | Becton | B.Hart  | Herbert | Vidal   | —             | Matlock | —       | —    |
| Nov. 2   | at Ten | McConkey  | Johnston | Gadsden | Alt     | Z.Johnson | Bozeman | Sarell | B.Hart  | Herbert | Vidal   | Allen         | —       | —       | —    |
| Nov. 9   | Pit    | McConkey  | Johnston | Gadsden | Deculus | Z.Johnson | Bozeman | Becton | Pipkins | Herbert | Vidal   | —             | —       | Fisk    | —    |
| Nov. 16  | at Jax | McConkey  | Johnston | Fisk    | Penning | Z.Johnson | Bozeman | Becton | Pipkins | Herbert | Vidal   | T.Harris      | —       | Fisk    | —    |
| Nov. 30  | LV     | T. Harris | —        | Gadsden | Salyer  | Z.Johnson | Bozeman | Becton | Pipkins | Herbert | Vidal   | —             | Matlock | Fisk    | —    |
| Dec. 8   | Phi    |           |          |         |         |           |         |        |         |         |         |               |         |         |      |
| Dec. 14  | at KC  |           |          |         |         |           |         |        |         |         |         |               |         |         |      |
| Dec. 21  | at Dal |           |          |         |         |           |         |        |         |         |         |               |         |         |      |
| TBD      | Hou    |           |          |         |         |           |         |        |         |         |         |               |         |         |      |
| TBD      | at Den |           |          |         |         |           |         |        |         |         |         |               |         |         |      |

### DEFENSIVE STARTERS

|          |        | OLB    | DL   | DL       | DL      | OLB       | LB     | LB       | CB     | CB       | S       | S         | 3CB      | 3S        |
|----------|--------|--------|------|----------|---------|-----------|--------|----------|--------|----------|---------|-----------|----------|-----------|
| Sept. 5  | KC     | Mack   | Tart | —        | Hand    | Tuipulotu | Henley | Perryman | Still  | Jackson  | D.James | Gilman    | —        | Molden    |
| Sept. 15 | at LV  | Mack   | Tart | —        | Hand    | Tuipulotu | Henley | Dye      | Still  | Jackson  | D.James | Gilman    | —        | Jefferson |
| Sept. 21 | Den    | Dupree | Tart | —        | Hand    | Tuipulotu | Henley | Dye      | Still  | Jackson  | D.James | Gilman    | —        | Jefferson |
| Sept. 28 | at NYG | Dupree | Tart | —        | Hand    | Tuipulotu | Henley | Dye      | Still  | Jackson  | D.James | Gilman    | —        | Molden    |
| Oct. 5   | Was    | Dupree | Tart | —        | Hand    | Tuipulotu | Henley | Dye      | Still  | Jackson  | D.James | Gilman    | —        | Molden    |
| Oct. 12  | at Mia | Dupree | Tart | Caldwell | Eboigbe | Tuipulotu | Henley | Dye      | Still  | Jackson  | D.James | Molden    | —        | —         |
| Oct. 19  | Ind    | Oweh   | Tart | Caldwell | —       | Tuipulotu | Henley | Perryman | Still  | Jackson  | D.James | Jefferson | St-Juste | —         |
| Oct. 23  | Min    | Mack   | Tart | Caldwell | —       | Tuipulotu | Henley | Perryman | Still  | St-Juste | D.James | Molden    | —        | Jefferson |
| Nov. 2   | at Ten | Mack   | Tart | Caldwell | —       | Tuipulotu | Henley | Perryman | C.Hart | Jackson  | D.James | Molden    | —        | Mickens   |
| Nov. 9   | Pit    | Mack   | Tart | Caldwell | Hand    | Tuipulotu | Henley | Perryman | C.Hart | Jackson  | D.James | Molden    | —        | —         |
| Nov. 16  | at Jax | Mack   | Tart | —        | Hand    | Tuipulotu | Henley | Perryman | C.Hart | Jackson  | D.James | Molden    | —        | Mickens   |
| Nov. 30  | LV     | Mack   | Tart | Hand     | —       | Tuipulotu | Henley | Perryman | Still  | Jackson  | D.James | Molden    | —        | Mickens   |
| Dec. 8   | Phi    |        |      |          |         |           |        |          |        |          |         |           |          |           |
| Dec. 14  | at KC  |        |      |          |         |           |        |          |        |          |         |           |          |           |
| Dec. 21  | at Dal |        |      |          |         |           |        |          |        |          |         |           |          |           |
| TBD      | Hou    |        |      |          |         |           |        |          |        |          |         |           |          |           |
| TBD      | at Den |        |      |          |         |           |        |          |        |          |         |           |          |           |

## WEEKLY INACTIVES

|          |                  |   |
|----------|------------------|---|
| Sept. 5  | Kansas City:     | RJ Mickens, Tucker Fisk, Nikko Reed, Kyle Kennard, Foster Sarell, Oronde Gadsden, Naquan Jones.               |
| Sept. 15 | at Las Vegas:    | Elijah Molden, Tucker Fisk, Nikko Reed, Kyle Kennard, Kana'i Mauga, Oronde Gadsden, Otito Ogbonnia.           |
| Sept. 21 | Denver:          | Elijah Molden, Cam Hart, Emany Johnson, KeAndre Lambert-Smith, Will Dissly, Otito Ogbonnia.                   |
| Sept. 28 | at N.Y. Giants:  | Derius Davis, RJ Mickens, Nikko Reed, Mekhi Becton Sr., Will Dissly, Otito Ogbonnia.                          |
| Oct. 5   | Washington:      | Derius Davis, RJ Mickens, Nikko Reed, Kyle Kennard, Joe Alt, Will Dissly, Naquan Jones.                       |
| Oct. 12  | at Miami:        | Quentin Johnston, Derius Davis, Scott Matlock, Nikko Reed, Jamaree Salyer, Joe Alt, Trey Pipkins III.         |
| Oct. 19  | Indianapolis:    | Elijah Molden, Troy Dye, Nikko Reed, Kyle Kennard, Joe Alt, Trey Pipkins III, Keandre Lambert-Smith.          |
| Oct. 23  | Minnesota:       | Hassan Haskins, Nikko Reed, Kyle Kennard, Jamaree Salyer, Austin Deculus, Keandre Lambert-Smith, Will Dissly. |
| Nov. 2   | at Tennessee:    | Tony Jefferson, Tarheeb Still, Kyle Kennard, Mekhi Becton, Austin Deculus, Will Dissly.                       |
| Nov. 9   | Pittsburgh:      | Tony Jefferson, Tarheeb Still, Kyle Kennard, Bobby Hart, Foster Sarell, KeAndre Lambert-Smith, Will Dissly.   |
| Nov. 16  | at Jacksonville: | Tony Jefferson, Kyle Kennard, Bobby Hart, Foster Sarell, KeAndre Lambert-Smith, Will Dissly, Naquan Jones.    |
| Nov. 30  | Las Vegas:       | Nikko Reed, Kyle Kennard, Austin Deculus, KeAndre Lambert-Smith, Will Dissly, Naquan Jones                    |
| Dec. 8   | Philadelphia:    |   |
| Dec. 14  | at Kansas City:  |   |
| Dec. 21  | at Dallas:       |   |
| TBD      | Houston:         |   |
| TBD      | at Denver:       |   |

### SEASON TOTALS

| Name                  | No. | Name             | No. | Name             | No. | Name           | No. |
|-----------------------|-----|------------------|-----|------------------|-----|----------------|-----|
| Kyle Kennard          | 9   | RJ Mickens       | 3   | Trey Pipkins III | 2   | Kana'i Mauga   | 1   |
| Will Dissly           | 8   | Otito Ogbonnia   | 3   | Jamaree Salyer   | 2   | Scott Matlock  | 1   |
| Nikko Reed            | 8   | Foster Sarell    | 3   | Tarheeb Still    | 2   | Elijah Molden  | 1   |
| KeAndre Lambert-Smith | 6   | Joe Alt          | 2   | Joe Alt          | 1   | Hassan Haskins | 1   |
| Naquan Jones          | 4   | Mekhi Becton Sr. | 2   | Troy Dye         | 1   |                |     |
| Derius Davis          | 3   | Tucker Fisk      | 2   | Cam Hart         | 1   |                |     |
| Austin Deculus        | 3   | Oronde Gadsden   | 2   | Emany Johnson    | 1   |                |     |
| Tony Jefferson        | 3   | Bobby Hart       | 2   | Quentin Johnston | 1   |                |     |



# CHARGERS AND OPPONENT WEEKLY LEADERS

## REGULAR-SEASON WEEKLY LEADERS, LOS ANGELES CHARGERS

|          |    |               | Scoring     | Pass Yds.   | Carries    | Rush Yds.   | Catches    | Rec. Yds.    | Tackles (Solo)    | Sacks          |
|----------|----|---------------|-------------|-------------|------------|-------------|------------|--------------|-------------------|----------------|
| Sept. 5  |    | Kansas City:  | Johnston 12 | Herbert 318 | Hampton 15 | Hampton 48  | Allen 7    | Johnston 79  | Gilman 9 (4)      | Two Tied 1.0   |
| Sept. 15 | at | Las Vegas:    | Dicker 8    | Herbert 242 | Herbert 9  | Herbert 31  | Two Tied 5 | Johnston 71  | Henley 10 (7)     | Three Tied 1.0 |
| Sept. 21 |    | Denver:       | Dicker 11   | Herbert 300 | Hampton 19 | Hampton 70  | Allen 7    | Johnston 89  | James Jr. 12 (10) | Two Tied 1.0   |
| Sept. 28 | at | N.Y. Giants:  | Two Tied 6  | Herbert 203 | Hampton 12 | Hampton 128 | Johnston 8 | Johnston 98  | Dye 12 (3)        | Tuipulotu 4.0  |
| Oct. 5   |    | Washington:   | McConkey 6  | Herbert 166 | Hampton 12 | Herbert 60  | Hampton 6  | Allen 58     | Dye 11 (7)        | Eboigbe 1.0    |
| Oct. 12  | at | Miami:        | Dicker 17   | Herbert 264 | Vidal 18   | Vidal 124   | Two Tied 7 | McConkey 100 | Henley 7 (3)      | Two Tied 1.0   |
| Oct. 19  |    | Indianapolis: | Four Tied 6 | Herbert 420 | Vidal 9    | Herbert 31  | Allen 11   | Gadsden 164  | James Jr. 7 (3)   | Mack 1.0       |
| Oct. 23  |    | Minnesota:    | Dicker 13   | Herbert 227 | Vidal 23   | Vidal 117   | McConkey 6 | McConkey 88  | St-Juste 7 (7)    | Eboigbe 2.0    |
| Nov. 2   | at | Tennessee:    | Dicker 9    | Herbert 250 | Vidal 12   | Herbert 57  | Gadsden 5  | Gadsden 68   | James Jr. 8 (5)   | Oweh 2.0       |
| Nov. 9   |    | Pittsburgh:   | Dicker 11   | Herbert 220 | Vidal 25   | Vidal 95    | Johnston 5 | McConkey 107 | Henley 6 (5)      | Three Tied 1.0 |
| Nov. 16  | at | Jacksonville: | Dicker 6    | Herbert 81  | Vidal 5    | Herbert 21  | Allen 4    | Allen 53     | Two Tied 7        | None           |
| Nov. 30  |    | Las Vegas:    | Dicker 7    | Herbert 151 | Vidal 25   | Vidal 126   | Two Tied 4 | McConkey 39  | Perryman 7 (6)    | Tuipulotu 2.0  |
| Dec. 8   |    | Philadelphia: |             |             |            |             |            |              |                   |                |
| Dec. 14  | at | Kansas City:  |             |             |            |             |            |              |                   |                |
| Dec. 21  | at | Dallas:       |             |             |            |             |            |              |                   |                |
| TBD      |    | Houston:      |             |             |            |             |            |              |                   |                |
| TBD      | at | Denver:       |             |             |            |             |            |              |                   |                |

## REGULAR-SEASON WEEKLY LEADERS, OPPONENT

|          |    |               | Scoring             | Pass Yds.      | Carries             | Rush Yds.            | Catches      | Rec. Yds.    | Tackles (Solo)   | Sacks         |
|----------|----|---------------|---------------------|----------------|---------------------|----------------------|--------------|--------------|------------------|---------------|
| Sept. 5  |    | Kansas City:  | Butker 9            | Mahomes 258    | Mahomes 6           | Mahomes 57           | Brown 10     | Brown 99     | Conner 9 (7)     | Tranquill 2.0 |
| Sept. 15 | at | Las Vegas:    | Carlson 9           | Smith 180      | Jeanty 11           | Jeanty 43            | Meyers 6     | Meyers 68    | White 8 (6)      | Laulu 2.0     |
| Sept. 21 |    | Denver:       | Lutz 8              | Nix 153        | Dobbins 11          | Dobbins 83           | Sutton 6     | Sutton 118   | Singleton 12 (4) | Bonitto 2.0   |
| Sept. 28 | at | N.Y. Giants:  | McAtamney 7         | Dart 111       | Skattebo 25         | Skattebo 79          | Three tied 3 | Slayton 44   | Mussau 6 (2)     | Two Tied 1.0  |
| Oct. 5   |    | Washington:   | Croskey-Merriitt 12 | Daniels 231    | Croskey-Merriitt 14 | Croskey-Merriitt 111 | Samuel 8     | Samuel 96    | Wagner 14 (8)    | Armstrong 2.0 |
| Oct. 12  | at | Miami:        | Achane 12           | Tagovailoa 205 | Achane 16           | Achane 128           | Waddle 6     | Waddle 95    | Britt 13 (6)     | Grant 1.0     |
| Oct. 19  |    | Indianapolis: | Taylor 18           | Jones 288      | Taylor 16           | Taylor 94            | Pittman 7    | Pierce 98    | Moore 8 (4)      | Buckner 2.0   |
| Oct. 23  |    | Minnesota:    | Addison 6           | Wentz 144      | Jones 5             | Scott 16             | Jefferson 7  | Jefferson 74 | Cashman 11 (6)   | Two Tied 1.0  |
| Nov. 2   | at | Tennessee:    | Slye 8              | C. Ward 145    | Pollard 10          | Pollard 56           | Two Tied 3   | Ayomanor 46  | Gray 16 (11)     | J. Ward 2.5   |
| Nov. 9   |    | Pittsburgh:   | Wilson 6            | Rodgers 161    | Warren 14           | Warren 70            | Two Tied 3   | Two Tied 35  | Queen 12 (2)     | Highsmith 2.0 |
| Nov. 16  | at | Jacksonville: | Etienne 12          | Lawrence 153   | Etienne 19          | Tuten 74             | Meyers 5     | Meyers 64    | Two Tied 5       | Two Tied 1.0  |
| Nov. 30  |    | Las Vegas:    | Bowers 12           | Smith 165      | Jeanty 15           | Jeanty 31            | Jeanty 6     | Bowers 63    | Chinn 17 (8)     | Crosby 2.0    |
| Dec. 8   |    | Philadelphia: |                     |                |                     |                      |              |              |                  |               |
| Dec. 14  | at | Kansas City:  |                     |                |                     |                      |              |              |                  |               |
| Dec. 21  | at | Dallas:       |                     |                |                     |                      |              |              |                  |               |
| TBD      |    | Houston:      |                     |                |                     |                      |              |              |                  |               |
| TBD      | at | Denver:       |                     |                |                     |                      |              |              |                  |               |

# REGULAR-SEASON PLAYER PARTICIPATION

| 2025 Season            | 1          | 2          | 3          | 4          | 5          | 6          | 7          | 8          | 9          | 10         | 11         | 13         | 14  | 15    | 16     | 17  | 18     | Season Totals |    |     |     |
|------------------------|------------|------------|------------|------------|------------|------------|------------|------------|------------|------------|------------|------------|-----|-------|--------|-----|--------|---------------|----|-----|-----|
| Player                 | KC         | at LV      | DEN        | at NYG     | WAS        | at MIA     | IND        | MIN        | at TEN     | PIT        | at JAX     | LV         | PHI | at KC | at DAL | HOU | at DEN | GP            | GS | DNP | INA |
| Allen, Keenan          | <b>3WR</b> | SUB        | SUB        | SUB        | SUB        | SUB        | SUB        | SUB        | <b>WR</b>  | SUB        | SUB        | SUB        |     |       |        |     |        | 12            | 2  | 0   | 0   |
| Alt, Joe               | <b>LT</b>  | <b>LT</b>  | <b>LT</b>  | <b>LT</b>  | INA        | INA        | INA        | <b>LT</b>  | <b>LT</b>  | IR         | IR         | IR         |     |       |        |     |        | 6             | 6  | 0   | 3   |
| Becton Sr., Mekhi      | <b>RG</b>  | <b>RG</b>  | <b>RG</b>  | INA        | <b>RG</b>  | <b>RG</b>  | <b>RG</b>  | <b>RG</b>  | INA        | <b>RG</b>  | <b>RG</b>  | <b>RG</b>  |     |       |        |     |        | 10            | 10 | 0   | 2   |
| Bowden, Peter          | —          | —          | —          | —          | —          | —          | —          | —          | —          | PS         | —          | —          |     |       |        |     |        | 0             | 0  | 0   | 0   |
| Bozeman, Bradley       | <b>C</b>   | <b>C</b>   | <b>C</b>   | <b>C</b>   | <b>C</b>   | <b>C</b>   | <b>C</b>   | <b>C</b>   | <b>C</b>   | <b>C</b>   | <b>C</b>   | <b>C</b>   |     |       |        |     |        | 12            | 12 | 0   | 0   |
| Caldwell, Jamaree      | SUB        | SUB        | SUB        | SUB        | SUB        | <b>DL</b>  | <b>DL</b>  | <b>DL</b>  | <b>DL</b>  | <b>DL</b>  | SUB        | SUB        |     |       |        |     |        | 12            | 5  | 0   | 0   |
| Campbell, Dalevon      | —          | —          | —          | —          | —          | —          | PS         | PS         | PS         | PS         | PS         | PS         |     |       |        |     |        | 0             | 0  | 0   | 0   |
| Colson, Junior         | <b>IR</b>  | <b>IR</b>  | <b>IR</b>  | <b>IR</b>  | <b>IR</b>  | IR         | IR         | IR         | IR         | IR         | IR         | IR         |     |       |        |     |        | 0             | 0  | 0   | 0   |
| Conklin, Tyler         | <b>TE</b>  | <b>TE</b>  | <b>TE</b>  | <b>TE</b>  | <b>TE</b>  | SUB        | SUB        | SUB        | SUB        | SUB        | SUB        | SUB        |     |       |        |     |        | 12            | 5  | 0   | 0   |
| Davis, Derius          | SUB        | SUB        | SUB        | INA        | INA        | INA        | SUB        | SUB        | SUB        | SUB        | SUB        | SUB        |     |       |        |     |        | 9             | 0  | 0   | 3   |
| Deculus, Austin        | SUB        | SUB        | SUB        | SUB        | <b>LT</b>  | <b>LT</b>  | <b>LT</b>  | INA        | INA        | <b>LT</b>  | SUB        | INA        |     |       |        |     |        | 9             | 4  | 0   | 3   |
| Dicker, Cameron        | SUB        | SUB        | SUB        | SUB        | SUB        | SUB        | SUB        | SUB        | SUB        | SUB        | SUB        | SUB        |     |       |        |     |        | 12            | 0  | 0   | 0   |
| Dissly, Will           | SUB        | <b>TE</b>  | INA        | INA        | INA        | SUB        | SUB        | INA        | INA        | INA        | INA        | INA        |     |       |        |     |        | 4             | 1  | 0   | 8   |
| Dupree, Bud            | SUB        | SUB        | <b>OLB</b> | <b>OLB</b> | <b>OLB</b> | <b>OLB</b> | SUB        | SUB        | SUB        | SUB        | SUB        | SUB        |     |       |        |     |        | 12            | 4  | 0   | 0   |
| Dunn, Michael          | —          | —          | —          | —          | PS         | —          | —          | —          | —          | —          | —          | —          |     |       |        |     |        | 0             | 0  | 0   | 0   |
| Dye, Troy              | SUB        | <b>LB</b>  | <b>LB</b>  | <b>LB</b>  | <b>LB</b>  | <b>LB</b>  | INA        | SUB        | SUB        | SUB        | SUB        | SUB        |     |       |        |     |        | 11            | 4  | 0   | 1   |
| Eboigbe, Justin        | SUB        | SUB        | SUB        | SUB        | SUB        | <b>DL</b>  | SUB        | SUB        | SUB        | SUB        | SUB        | SUB        |     |       |        |     |        | 12            | 1  | 0   | 0   |
| Edwards, TeRah         | PS         | PS         | PS         | PS         | PS         | PS         | PS         | PS         | PS         | PS         | PS         | PS         |     |       |        |     |        | 0             | 0  | 0   | 0   |
| Ferrell Clelin         | —          | —          | PS         | PS         | SUB        | PS         | —          | —          | —          | —          | —          | —          |     |       |        |     |        | 1             | 0  | 0   | 0   |
| Fisk, Tucker           | INA        | INA        | <b>2TE</b> | SUB        | <b>2TE</b> | SUB        | <b>TE</b>  | <b>TE</b>  | SUB        | <b>TE</b>  | <b>TE</b>  | <b>TE</b>  |     |       |        |     |        | 10            | 7  | 0   | 2   |
| Fuga, Josh             | IR         | IR         | IR         | IR         | IR         | IR         | IR         | IR         | IR         | IR         | IR         | IR         |     |       |        |     |        | 0             | 0  | 0   | 0   |
| Gadsden, Oronde        | INA        | INA        | SUB        | SUB        | <b>3TE</b> | <b>TE</b>  | SUB        | SUB        | <b>TE</b>  | <b>TE</b>  | SUB        | <b>TE</b>  |     |       |        |     |        | 10            | 5  | 0   | 2   |
| Gilman, Alohi          | <b>S</b>   | <b>S</b>   | <b>S</b>   | <b>S</b>   | <b>S</b>   | —          | —          | —          | —          | —          | —          | —          |     |       |        |     |        | 5             | 5  | 0   | 0   |
| Grimm, Luke            | PS         | PS         | PS         | PS         | PS         | PS         | PS         | PS         | PS         | PS         | PS         | PS         |     |       |        |     |        | 0             | 0  | 0   | 0   |
| Hampton, Omarion       | <b>RB</b>  | <b>RB</b>  | <b>RB</b>  | <b>RB</b>  | <b>RB</b>  | IR         | IR         | IR         | IR         | IR         | IR         | IR/DFR     |     |       |        |     |        | 5             | 5  | 0   | 0   |
| Hand, Da'Shawn         | <b>DL</b>  | <b>DL</b>  | <b>DL</b>  | <b>DL</b>  | <b>DL</b>  | IR         | IR         | IR         | IR         | <b>DL</b>  | <b>DL</b>  | <b>DL</b>  |     |       |        |     |        | 8             | 8  | 0   | 0   |
| Harris, Josh           | IR/DFR     | IR/DFR     | IR/DFR     | IR/DFR     | IR/DFR     | IR/DFR     | IR/DFR     | IR/DFR     | IR/DFR     | SUB        | SUB        | SUB        |     |       |        |     |        | 3             | 0  | 0   | 0   |
| Harris, Najee          | SUB        | SUB        | SUB        | IR         | IR         | IR         | IR         | IR         | IR         | IR         | IR         | IR         |     |       |        |     |        | 3             | 0  | 0   | 0   |
| Harris, Tre'           | SUB        | SUB        | SUB        | SUB        | <b>WR</b>  | <b>WR</b>  | <b>3WR</b> | <b>WR</b>  | SUB        | SUB        | <b>WR</b>  | <b>WR</b>  |     |       |        |     |        | 12            | 6  | 0   | 0   |
| Hart, Bobby            | —          | —          | —          | —          | —          | <b>RT</b>  | <b>RT</b>  | <b>RT</b>  | <b>RT</b>  | INA        | INA        | SUB        |     |       |        |     |        | 5             | 4  | 0   | 2   |
| Hart, Cam              | SUB        | SUB        | INA        | SUB        | SUB        | SUB        | SUB        | SUB        | <b>CB</b>  | <b>CB</b>  | <b>CB</b>  | <b>CB</b>  |     |       |        |     |        | 11            | 3  | 0   | 1   |
| Haskins, Hassan        | SUB        | SUB        | SUB        | SUB        | SUB        | SUB        | SUB        | INA        | IR         | IR         | IR         | IR         |     |       |        |     |        | 7             | 0  | 0   | 1   |
| Henley, Daiyan         | <b>LB</b>  | <b>LB</b>  | <b>LB</b>  | <b>LB</b>  | <b>LB</b>  | <b>LB</b>  | <b>LB</b>  | <b>LB</b>  | <b>LB</b>  | <b>LB</b>  | <b>LB</b>  | <b>LB</b>  |     |       |        |     |        | 12            | 12 | 0   | 0   |
| Herbert, Justin        | <b>QB</b>  | <b>QB</b>  | <b>QB</b>  | <b>QB</b>  | <b>QB</b>  | <b>QB</b>  | <b>QB</b>  | <b>QB</b>  | <b>QB</b>  | <b>QB</b>  | <b>QB</b>  | <b>QB</b>  |     |       |        |     |        | 12            | 12 | 0   | 0   |
| Hines, Nyheim          | PS         | —          | —          | —          | —          | SUB        | SUB        | SUB        | —          | —          | —          | —          |     |       |        |     |        | 3             | 0  | 0   | 0   |
| Jackson, Donte         | <b>CB</b>  | <b>CB</b>  | <b>CB</b>  | <b>CB</b>  | <b>CB</b>  | <b>CB</b>  | <b>CB</b>  | <b>CB</b>  | <b>CB</b>  | <b>CB</b>  | <b>CB</b>  | <b>CB</b>  |     |       |        |     |        | 12            | 11 | 0   | 0   |
| Jackson, JaQuae        | PS         | PS         | PS         | PS         | PS         | PS         | PS         | PS         | PS         | PS         | PS         | PS         |     |       |        |     |        | 0             | 0  | 0   | 0   |
| James, Andre           | SUB        | SUB        | SUB        | SUB        | SUB        | SUB        | SUB        | SUB        | SUB        | SUB        | SUB        | SUB        |     |       |        |     |        | 12            | 0  | 0   | 0   |
| James Jr., Derwin      | <b>S</b>   | <b>S</b>   | <b>S</b>   | <b>S</b>   | <b>S</b>   | <b>S</b>   | <b>S</b>   | <b>S</b>   | <b>S</b>   | <b>S</b>   | <b>S</b>   | <b>S</b>   |     |       |        |     |        | 12            | 12 | 0   | 0   |
| Jefferson, Tony        | PS         | <b>3S</b>  | <b>3S</b>  | SUB        | SUB        | SUB        | <b>S</b>   | <b>S</b>   | INA        | INA        | INA        | SUB        |     |       |        |     |        | 8             | 4  | 0   | 3   |
| Johnson, Amar          | PS         | PS         | PS         | PS         | PS         | PS         | PS         | PS         | SUB        | PS         | SUB        | PS         |     |       |        |     |        | 2             | 0  | 0   | 0   |
| Johnson, Emany         | PS         | PS         | INA        | PS         | PS         | PS         | PS         | PS         | PS         | PS         | PS         | PS         |     |       |        |     |        | 0             | 0  | 0   | 1   |
| Johnson, Zion          | <b>LG</b>  | <b>LG</b>  | <b>LG</b>  | <b>LG</b>  | <b>LG</b>  | <b>LG</b>  | <b>LG</b>  | <b>LG</b>  | <b>LG</b>  | <b>LG</b>  | <b>LG</b>  | <b>LG</b>  |     |       |        |     |        | 12            | 12 | 0   | 0   |
| Johnston, Quentin      | <b>WR</b>  | <b>WR</b>  | <b>WR</b>  | <b>WR</b>  | SUB        | INA        | <b>WR</b>  | SUB        | <b>WR</b>  | <b>WR</b>  | <b>WR</b>  | <b>WR</b>  |     |       |        |     |        | 11            | 8  | 0   | 1   |
| Jones, Naquan          | INA        | SUB        | SUB        | SUB        | INA        | SUB        | SUB        | SUB        | SUB        | SUB        | SUB        | INA        |     |       |        |     |        | 8             | 0  | 0   | 4   |
| Kaltenberger, Josh     | PS         | PS         | PS         | PS         | —          | PS         | —          | —          | —          | —          | —          | —          |     |       |        |     |        | 0             | 0  | 0   | 0   |
| Kennard, Kyle          | INA        | INA        | SUB        | SUB        | INA        | SUB        | INA        | INA        | INA        | INA        | INA        | INA        |     |       |        |     |        | 3             | 0  | 0   | 9   |
| Lambert-Smith, KeAndre | SUB        | SUB        | INA        | SUB        | SUB        | <b>3WR</b> | INA        | INA        | SUB        | INA        | INA        | INA        |     |       |        |     |        | 6             | 1  | 0   | 6   |
| Lance, Trey            | DNP        | DNP        | DNP        | DNP        | SUB        | DNP        | DNP        | DNP        | DNP        | DNP        | SUB        | SUB        |     |       |        |     |        | 3             | 0  | 9   | 0   |
| Leonard, Deane         | IR/DFR     | IR/DFR     | IR/DFR     | IR/DFR     | IR/DFR     | IR/DFR     | IR/DFR     | IR/DFR     | IR/DFR     | IR/DFR     | IR/DFR     | IR/DFR     |     |       |        |     |        | 3             | 0  | 0   | 0   |
| Lovato, Rick           | SUB        | SUB        | SUB        | SUB        | SUB        | SUB        | SUB        | SUB        | SUB        | SUB        | —          | —          |     |       |        |     |        | 9             | 0  | 0   | 0   |
| Mack, Khalil           | <b>OLB</b> | <b>OLB</b> | IR         | IR         | IR         | IR         | SUB        | <b>OLB</b> | <b>OLB</b> | <b>OLB</b> | <b>OLB</b> | <b>OLB</b> |     |       |        |     |        | 8             | 7  | 0   | 0   |
| Matlock, Scott         | SUB        | <b>FB</b>  | SUB        | <b>FB</b>  | SUB        | INA        | SUB        | <b>FB</b>  | SUB        | SUB        | SUB        | <b>FB</b>  |     |       |        |     |        | 11            | 5  | 0   | 1   |
| Mauga, Kana'i          | —          | INA        | PS         | PS         | PS         | —          | —          | —          | —          | —          | —          | —          |     |       |        |     |        | 0             | 0  | 0   | 1   |
| McConkey, Ladd         | <b>WR</b>  | SUB        | <b>WR</b>  | <b>WR</b>  | SUB        | <b>WR</b>  | <b>WR</b>  | <b>WR</b>  | <b>WR</b>  | <b>WR</b>  | <b>WR</b>  | SUB        |     |       |        |     |        | 12            | 9  | 0   | 0   |
| Mickens, RJ            | INA        | SUB        | SUB        | INA        | INA        | SUB        | SUB        | SUB        | <b>S</b>   | SUB        | <b>S</b>   | <b>S</b>   |     |       |        |     |        | 9             | 3  | 0   | 3   |
| Molden, Elijah         | <b>3S</b>  | INA        | INA        | <b>3S</b>  | <b>3S</b>  | <b>S</b>   | INA        | <b>3S</b>  | <b>3S</b>  | <b>S</b>   | <b>3S</b>  | <b>3S</b>  |     |       |        |     |        | 9             | 9  | 0   | 3   |
| Murphy, Caleb          | SUB        | SUB        | SUB        | SUB        | SUB        | SUB        | —          | —          | —          | —          | —          | —          |     |       |        |     |        | 6             | 0  | 0   | 0   |
| Mustipher, Sam         | —          | —          | —          | —          | PS         | PS         | PS         | PS         | PS         | PS         | PS         | PS         |     |       |        |     |        | 0             | 0  | 0   | 0   |
| Ogbonnia, Otitio       | SUB        | INA        | INA        | INA        | SUB        | SUB        | SUB        | IR         | IR         | IR         | IR         | IR/DFR     |     |       |        |     |        | 4             | 0  | 0   | 3   |
| Oladokun, Jordan       | IR         | IR         | IR         | IR         | IR         | IR         | IR         | IR         | IR         | IR         | IR         | IR         |     |       |        |     |        | 0             | 0  | 0   | 0   |
| Oweh, Odafe            | —          | —          | —          | —          | —          | SUB        | <b>OLB</b> | SUB        | SUB        | SUB        | SUB        | SUB        |     |       |        |     |        | 6             | 1  | 0   | 0   |
| Patterson, Jaret       | —          | —          | —          | —          | —          | —          | PS         | SUB        | SUB        | SUB        | PS         | SUB        |     |       |        |     |        | 4             | 0  | 0   | 0   |
| Penning, Trevor        | —          | —          | —          | —          | —          | —          | —          | —          | —          | DNP        | <b>LT</b>  | <b>LT</b>  |     |       |        |     |        | 2             | 1  | 1   | 0   |
| Perryman, Denzel       | <b>LB</b>  | IR         | IR         | IR         | IR         | IR/DFR     | <b>LB</b>  | <b>LB</b>  | <b>LB</b>  | <b>LB</b>  | <b>LB</b>  | <b>LB</b>  |     |       |        |     |        | 7             | 7  | 0   | 0   |
| Phillips, Del'Shawn    | SUB        | SUB        | SUB        | SUB        | SUB        | SUB        | SUB        | SUB        | SUB        | SUB        | SUB        | SUB        |     |       |        |     |        | 12            | 0  | 0   | 0   |
| Pipkins III, Trey      | <b>RT</b>  | <b>RT</b>  | <b>RT</b>  | <b>RT</b>  | <b>RT</b>  | INA        | INA        | SUB        | SUB        | <b>RT</b>  | <b>RT</b>  | <b>RT</b>  |     |       |        |     |        | 10            | 8  | 0   | 2   |
| Purchase, Myles        | PS         | PS         | PS         | PS         | PS         | —          | PS         | PS         | PS         | —          | —          | —          |     |       |        |     |        | 0             | 0  | 0   | 0   |
| Randolph, Garmon       | PS         | PS         | PS         | PS         | PS         | PS         | PS         | PS         | PS         | PS         | PS         | PS         |     |       |        |     |        | 0             | 0  | 0   | 0   |
| Reagor, Jalen          | PS/IR      | —          | —          | —          | —          | PS         | —          | —          | —          | —          | —          | —          |     |       |        |     |        | 0             | 0  | 0   | 0   |
| Reed, Nikko            | INA        | INA        | SUB        | INA        | INA        | INA        | INA        | INA        | SUB        | SUB        | SUB        | INA        |     |       |        |     |        | 4             | 0  | 0   | 8   |
| Rogers, Eric           | IR         | IR         | IR         | IR         | IR         | IR         | IR         | IR         | IR         | IR         | IR         | IR         |     |       |        |     |        | 0             | 0  | 0   | 0   |
| Salyer, Jamaree        | SUB        | SUB        | SUB        | <b>RG</b>  | SUB        | INA        | SUB        | INA        | SUB        | SUB        | SUB        | LT         |     |       |        |     |        | 10            | 2  | 0   | 2   |
| Sarell, Foster         | INA        | PS         | PS         | SUB        | SUB        | SUB        | SUB        | SUB        | <b>RG</b>  | INA        | INA        | —          |     |       |        |     |        | 6             | 1  | 0   | 3   |
| Scott, JK              | SUB        | SUB        | SUB        | SUB        | SUB        | SUB        | SUB        | SUB        | SUB        | SUB        | SUB        | SUB        |     |       |        |     |        | 12            | 0  | 0   | 0   |
| Sharpe, David          | PS         | PS         | PS         | PS         | PS         | SUB        | PS         | PS         | PS         | PS         | PS         | PS         |     |       |        |     |        | 1             | 0  | 0   | 0   |
| Slater, Rashawn        | IR         | IR         | IR         | IR         | IR         | IR         | IR         | IR         | IR         | IR         | IR         | IR         |     |       |        |     |        | 0             | 0  | 0   | 0   |
| Still, Tarheeb         | <b>CB</b>  | <b>CB</b>  | <b>CB</b>  | <b>CB</b>  | <b>CB</b>  | <b>CB</b>  | <b>CB</b>  | <b>CB</b>  | INA        | INA        | SUB        | <b>CB</b>  |     |       |        |     |        | 10            | 9  | 0   | 2   |
| St-Juste, Benjamin     | SUB        | SUB        | SUB        | SUB        | SUB        | SUB        | <b>3CB</b> | <b>CB</b>  | SUB        | SUB        | SUB        | SUB        |     |       |        |     |        | 12            | 2  | 0   | 0   |
| Taylor, Branson        | PS         | PS         | PS         | PS         | PS         | PS         | PS         | PS         | PS         | PS         | PS         | PS         |     |       |        |     |        | 0             | 0  | 0   | 0   |
| Tart, Tear             | <b>DL</b>  | <b>DL</b>  | <b>DL</b>  | <b>DL</b>  | <b>DL</b>  | <b>DL</b>  | <b>DL</b>  | <b>DL</b>  | <b>DL</b>  | <b>DL</b>  | <b>DL</b>  | <b>DL</b>  |     |       |        |     |        | 12            | 12 | 0   | 0   |
| Taylor, Ja'Sir         | SUB        | SUB        | SUB        | SUB        | SUB        | SUB        | SUB        | SUB        | SUB        | —          | —          | —          |     |       |        |     |        | 9             | 0  | 0   | 0   |
| Tuipulotu, Tuli        | <b>OLB</b> | <b>OLB</b> | <b>OLB</b> | <b>OLB</b> | <b>OLB</b> | <b>OLB</b> | <b>OLB</b> | <b>OLB</b> | <b>OLB</b> | <b>OLB</b> | <b>OLB</b> | <b>OLB</b> |     |       |        |     |        | 12            | 12 | 0   |     |

# REGULAR SEASON SINGLE-GAME HIGHS

## INDIVIDUAL

### Passing

**Longest Scoring Pass** — 60, J.Herbert to Q. Johnston,  
Sept. 21 vs. Denver

**Longest Non-Scoring Pass** — 58, Last: J.Herbert to L. McConkey,  
Nov. 9 vs. Pittsburgh

**Most Passing Attempts** — 55, J.Herbert, Oct. 19 vs. Indianapolis

**Most Completions** — 37, J.Herbert, Oct. 19 vs. Indianapolis

**Most Passing Yards** — 420, J.Herbert Oct. 18 vs. Indianapolis

**Most Passing Touchdowns** — 3, J.Herbert, Last: Oct. 23 vs. Minnesota

**Highest Completion Percentage (min. 20 att.)** — 76.3, J.Herbert,  
Oct. 12 at Miami

**Highest Passer Rating (min. 20 att.)** — 131.7, J.Herbert,  
Sept. 5 vs. Kansas City

### Rushing

**Longest Scoring Run** — 59, K.Vidal Nov. 30 vs. Las Vegas

**Longest Non-Scoring Run** — 41, J.Herbert, Oct. 5 vs. Washington

**Most Rushing Attempts** — 25, Last: K.Vidal, Nov. 30 vs. Las Vegas

**Most Rushing Yards** — 128, O.Hampton, Sept. 28 at N.Y. Giants

**Most Rushing Touchdowns** — 1, Last: K.Vidal and J.Patterson,  
Nov. 30 vs. Las Vegas

### Receiving

**Most Receptions** — 11, K. Allen, Oct. 19 vs. Indianapolis

**Most Receiving Yards** — 164, O.Gadsden, Oct. 19 vs. Indianapolis

**Most Receiving Touchdowns** — 2, Q.Johnston,  
Sept. 5 vs. Kansas City

### Total Offense

**Most Total Yards from Scrimmage** — 165, O.Hampton,  
Sept. 28 at N.Y. Giants

**Most Touchdowns** — 2, Q.Johnston, Sept. 5 vs. Kansas City

### Special Teams

**Longest Punt** — 60, Last: J.Scott, Nov. 2 at Tennessee

**Longest Field Goal** — 59, C.Dicker, Nov. 9 vs Pittsburgh

**Most Attempted Field Goals** — 5, C.Dicker, Oct. 12 at Miami

**Most Made Field Goals** — 5, C.Dicker, Oct. 12 at Miami

### Returns

**Longest Kickoff Return** — 30, Last: D.Davis, Nov. 30 vs. Las Vegas

**Longest Punt Return** — 33, D.Davis, Sept. 21 vs. Denver

**Longest Interception Return** — 22, D.James, Oct. 12 at Miami

**Longest Fumble Return** — N/A

### Defense

**Most Interceptions** — 1, Last: T. Jefferson, Nov. 30 vs. Las Vegas

**Most Tackles** — 13, Last: T.Dye, Sept. 28 at N.Y. Giants

**Most Solo Tackles** — 10, D.James Jr., Sept. 21 vs. Denver

**Most Sacks** — 4.0, T.Tuipulotu, Sept. 28 at N.Y. Giants

**Most Passes Defensed** — 3, C.Hart, Oct. 23 vs. Minnesota

## TEAM

### Most, Offense

**First Downs** — 29, Last: Oct. 23 vs. Minnesota

**Rushing Attempts** — 43, Last: Nov 30 vs. Las Vegas

**Rushing Yards** — 207, Oct. 23 vs. Minnesota

**Rushing Touchdowns** — 2, Nov. 30 vs. Las Vegas

**Passing Attempts** — 55, Oct. 19 vs. Indianapolis

**Completions** — 37, Oct. 19 vs. Indianapolis

**Net Passing Yards** — 420, Oct. 19 vs. Indianapolis

**Touchdowns Thrown** — 3, Last: Oct. 23 vs. Minnesota

**Offensive Plays** — 80, Sept. 21 vs. Denver

**Total Offense** — 445, Oct. 19 vs. Indianapolis

**Time of Possession** — 39:04, Oct. 23 vs. Minnesota

### Most, Turnovers

**Turnovers** — 3, Last: Sept. 21 vs. Denver

**Interceptions Thrown** — 2, Last: Oct. 19 vs. Indianapolis

**Fumbles** — 2, Last: Oct. 12 at Miami

**Fumbles Lost** — 1, Last: Oct. 12 at Miami

### Longest Scoring Drives

**Plays** — 15, Nov. 2 at Tennessee

**Yards** — 104, Nov. 2 at Tennessee

**Time** — 9:03, Nov. 2 at Tennessee

### Shortest Scoring Drives

**Plays** — 3, Last: Nov. 30 vs. Las Vegas

**Yards** — -3, Nov. 9 vs. Pittsburgh

**Time** — 0:41, Oct. 12 at Miami

### Fewest, Defense

**First Downs Allowed** — 9, Sept. 21 vs. Denver

**Rushing Attempts Allowed** — 11, Oct. 23 vs. Minnesota

**Rushing Yards Allowed** — 31, Nov. 30 vs. Las Vegas

**Passing Attempts Allowed** — 21, Sept. 28 at N.Y. Giants

**Completions Allowed** — 12, Nov. 2 at Tennessee

**Net Passing Yards Allowed** — 119, Sept. 28 at N.Y. Giants

**Total Plays Allowed** — 46, Nov. 30 vs. Las Vegas

**Total Yards Allowed** — 156, Nov. 30 vs. Las Vegas

### Most, Defense

**Takeaways** — 3, Last: Nov. 9 vs. Pittsburgh

**Interceptions** — 3, Oct. 12 at Miami

**Fumbles Forced** — 1, Last: Nov 30 vs. Las Vegas

**Fumbles Recovered** — 1, Nov. 9 vs. Pittsburgh

**Passes Defensed** — 13, Sept. 15 at Las Vegas

**Sacks** — 6.0, Sept. 28 at N.Y. Giants

## GAME-BY-GAME PASSES DEFENSED

|             |               |  |
|-------------|---------------|--|
| Sept. 5     | Kansas City:  | Teair Tart (2), Bud Dupree (1), Donte Jackson (1).   |
| Sept. 15 at | Las Vegas:    | Alohi Gilman (2), Daiyan Henley (2), Donte Jackson (2), Derwin James Jr. (2), Tony Jefferson (2), Tarheeb Still (2), Tuli Tuipulotu (2), Naquan Jones (1). |
| Sept. 21    | Denver:       | Da'Shawn Hand (1), Tony Jefferson (1), Benjamin St-Juste (1).  |
| Sept. 28 at | N.Y. Giants:  | Alohi Gilman (1), Benjamin St-Juste (1).   |
| Oct. 5      | Washington:   | Tarheeb Still (2).   |
| Oct. 12 at  | Miami:        | Cam Hart (1), Derwin James Jr. (1), Tony Jefferson (1), Tarheeb Still (1), Benjamin St-Juste (1).  |
| Oct. 19     | Indianapolis: | Benjamin St-Juste (2), Cam Hart (1), Donte Jackson (1).  |
| Oct. 23     | Minnesota:    | Cam Hart (3), Donte Jackson (1), RJ Mickens (1), Denzel Perryman (1), Tarheeb Still (1).   |
| Nov. 2 at   | Tennessee:    | Cam Hart (1), Daiyan Henley (1), Denzel Perryman (1).  |
| Nov. 9      | Pittsburgh:   | Cam Hart (1), Donte Jackson (2), RJ Mickens (1), Nikko Reed (1).   |
| Nov. 16 at  | Jacksonville: | Troy Dye (1), Donte Jackson (1), Derwin James Jr. (1).   |
| Nov. 30     | Las Vegas:    | Troy Dye (1), Donte Jackson (1), Tony Jefferson (1), Teair Tart (1), Tuli Tuipulotu (1).   |
| Dec. 8      | Philadelphia: |  |
| Dec. 14 at  | Kansas City:  |  |
| Dec. 21 at  | Dallas:       |  |
| TBD         | Houston:      |  |
| TBD at      | Denver:       |  |

### SEASON TOTALS (58)

| Name              | No. | Name            | No. |
|-------------------|-----|-----------------|-----|
| Donte Jackson     | 9   | Troy Dye        | 2   |
| Cam Hart          | 7   | RJ Mickens      | 2   |
| Tarheeb Still     | 6   | Denzel Perryman | 2   |
| Tony Jefferson    | 5   | Bud Dupree      | 1   |
| Benjamin St-Juste | 5   | Da'Shawn Hand   | 1   |
| Derwin James Jr.  | 4   | Naquan Jones    | 1   |
| Alohi Gilman      | 3   | Nikko Reed      | 1   |
| Daiyan Henley     | 3   |                 |     |
| Teair Tart        | 3   |                 |     |
| Tuli Tuipulotu    | 3   |                 |     |

## GAME-BY-GAME SACKS

|             |               |  |
|-------------|---------------|--|
| Sept. 5     | Kansas City:  | Da'Shawn Hand (1.0), Daiyan Henley (1.0).  |
| Sept. 15 at | Las Vegas:    | Jamaree Caldwell (1.0), Daiyan Henley (1.0), Khalil Mack (1.0).  |
| Sept. 21    | Denver:       | Troy Dye (1.0), Derwin James Jr. (1.0).  |
| Sept. 28 at | N.Y. Giants:  | Tuli Tuipulotu (4.0), Justin Eboigbe (1.0), Derwin James Jr. (0.5), Caleb Murphy (0.5).                                      |
| Oct. 5      | Washington:   | Justin Eboigbe (1.0).  |
| Oct. 12 at  | Miami:        | Odafe Oweh (1.0), Tuli Tuipulotu (1.0).  |
| Oct. 19     | Indianapolis: | Khalil Mack (1.0).   |
| Oct. 23     | Minnesota:    | Justin Eboigbe (2.0), Khalil Mack (1.0), Odafe Oweh (1.0), Tuli Tuipulotu (1.0).   |
| Nov. 2 at   | Tennessee:    | Daiyan Henley (1.0), Odafe Oweh (2.0), Tuli Tuipulotu (1.0).   |
| Nov. 9      | Pittsburgh:   | Bud Dupree (1.0), Khalil Mack (1.0), Tuli Tuipulotu (1.0).   |
| Nov. 16 at  | Jacksonville: | None.  |
| Nov. 30     | Las Vegas:    | Bud Dupree (1.0), Da'Shawn Hand (0.5), Daiyan Henley (0.5), Derwin James Jr. (0.5), Khalil Mack (0.5), Tuli Tuipulotu (2.0). |
| Dec. 8      | Philadelphia: |  |
| Dec. 14 at  | Kansas City:  |  |
| Dec. 21 at  | Dallas:       |  |
| TBD         | Houston:      |  |
| TBD at      | Denver:       |  |

### SEASON TOTALS (34.0)

| Name             | No.  | Name         | No. |
|------------------|------|--------------|-----|
| Tuli Tuipulotu   | 10.0 | Caleb Murphy | 0.5 |
| Khalil Mack      | 4.5  |              |     |
| Justin Eboigbe   | 4.0  |              |     |
| Odafe Oweh       | 4.0  |              |     |
| Daiyan Henley    | 3.5  |              |     |
| Bud Dupree       | 2.0  |              |     |
| Derwin James Jr. | 2.0  |              |     |
| Da'Shawn Hand    | 1.5  |              |     |
| Jamaree Caldwell | 1.0  |              |     |
| Troy Dye         | 1.0  |              |     |



***RECORDS***



# INDIVIDUAL RECORDS

\*NFL Record

## POINTS

### Most Seasons Leading League

- 1 Nate Kaeding, 2009
- LaDainian Tomlinson, 2006
- John Carney, 1994

### Most, Career

- 1,076 John Carney, 1990-2000
- 918 LaDainian Tomlinson, 2001-09
- 889 Nate Kaeding, 2004-12

### Most, Season

- 186\* LaDainian Tomlinson, 2006
- 150 Cameron Dicker, 2024
- 146 Nate Kaeding, 2009

### Most, Season, Non-Kickers

- 186\* LaDainian Tomlinson, 2006
- 124 Austin Ekeler, 2021
- 120 LaDainian Tomlinson, 2005

### Most, Season, Rookie

- 114 Nate Kaeding, 2004
- 106 Josh Lambo, 2015
- Dennis Partee, 1968
- 94 Herb Travenio, 1965

### Most, Game

- 30 Kellen Winslow, Nov. 22, 1981 at Oakland
- 24 (10x) Last: Austin Ekeler, Nov. 21, 2021 vs. Pit.
- 20 Mike Williams, Dec. 13, 2018 at Kansas City

## TOUCHDOWNS

### Most Seasons Leading League

- 3 Lance Alworth, 1964, 1965, 1966
- 2 Austin Ekeler, 2021, 2022
- 1 LaDainian Tomlinson, 2006
- Chuck Muncie, 1981

### Most, Career

- 153 LaDainian Tomlinson, 2001-09
- 116 Antonio Gates, 2003-18
- 83 Lance Alworth, 1962-70

### Most, Season

- 31\* LaDainian Tomlinson, 2006
- 20 Austin Ekeler, 2021
- LaDainian Tomlinson, 2005
- 19 Chuck Muncie, 1981

### Most, Game

- 5 Kellen Winslow, Nov. 22, 1981 at Oakland
- 4 (10x) Last: Austin Ekeler, Nov. 21, 2021 vs. Pit.
- 3 (46x) Last: A.Ekeler, Oct. 2, 2022 at Hou.

### Most Consecutive Games

- 18\* LaDainian Tomlinson, 2004-05
- 10 LaDainian Tomlinson, 2006
- 9 Antonio Gates, 2009-10
- Natrone Means, 1993-94
- Lance Alworth, 1963

## POINTS AFTER TOUCHDOWN

### Most Seasons Leading League

- 2 Nate Kaeding, 2006
- Rolf Benirschke, 1981, 1982
- 1 Herb Travenio, 1965

### Most, Career

- 349 Nate Kaeding, 2004-12
- 328 Rolf Benirschke, 1977-86
- 293 John Carney, 1990-2000

### Most, Season

- 58 Nate Kaeding, 2006
- 55 Rolf Benirschke, 1981
- 54 Nate Kaeding, 2004

### Most, Game

- 7 (6x) Last: N.Kaeding, Dec. 28, 2008 vs. Den.
- 6 (30x) Last: M.Badgley, Dec. 8, 2019 at. Jax.
- 5 (55x) Last: C.Dicker, Nov. 12, 2023 vs. Detroit

### Most Consecutive

- 250 Nate Kaeding, 2004-09
- 128 Nick Novak, 2011-14
- 87 Rolf Benirschke, 1983-86

### Most Attempts, Career

- 352 Rolf Benirschke, 1977-86
- 351 Nate Kaeding, 2004-12
- 298 John Carney, 1990-2000

### Most Attempts, Season

- 61 Rolf Benirschke, 1981
- 58 Nate Kaeding, 2006
- 55 Nate Kaeding, 2004
- Bob Thomas, 1985

### Most Attempts, Game

- 8 Rolf Benirschke, Nov. 22, 1981 at Oakland
- 7 (6x) Last: N.Kaeding, Dec. 28, 2008 vs. Den.
- 6 (38x) Last: M. Badgley, Dec. 8, 2019 at. Jax.

## TWO-POINT CONVERSIONS

### Most Seasons Leading League

- 1 Ladarius Green, 2015
- Mikhael Ricks, 1999
- Ronnie Harmon, 1994

### Most, Career

- 3 Joshua Palmer, 2021-24
- Ronnie Harmon, 1990-95
- 2 Keenan Allen, 2013-23, '25
- Jared Cook, 2021
- Austin Ekeler, 2017-23
- Mike Williams, 2017-23
- Antonio Gates, 2003-18
- Melvin Gordon, 2015-19
- Ladarius Green, 2012-15
- Justin Herbert, 2020-25
- Legedu Naanee, 2007-10
- Dave Kocourek, 1960-65

### Most, Season

- 3 Ronnie Harmon, 1994
- 2 Joshua Palmer, 2024
- Jared Cook, 2021
- Austin Ekeler, 2021
- Melvin Gordon, 2018
- Antonio Gates, 2018
- 1 (38x) Last: Justin Herbert, 2025

### Most, Game

- 2\* Ladarius Green, Oct. 25, 2015 vs. Oakland
- 1 (47x) Last: Justin Herbert, Sept. 28, 2025 at NYG

## FIELD GOALS

### Most Seasons Leading League

- 1 Nate Kaeding, 2009
- John Carney, 1994

### Most, Career

- 261 John Carney, 1990-2000
- 180 Nate Kaeding, 2004-12
- 146 Rolf Benirschke, 1977-86

### Most, Season

- 39 Cameron Dicker, 2024
- 34 Nick Novak, 2013
- John Carney, 1994
- 32 Nate Kaeding, 2009

### Most, Game

- 6 (3x) Last: G.Davis, Oct. 5, 1997 at Oakland
- 5 (14x) Last: C.Dicker, Oct. 12, 2025 at Miami
- 4 (41x) Last: C.Dicker, Jan. 5, 2025 at Las Vegas

### Most, Game, No Misses

- 6 (3x) Last: G.Davis, Oct. 5, 1997 at Oakland
- 5 (13x) Last: C.Dicker, Oct. 12, 2025 at Miami
- 4 (29x) Last: C.Dicker, Dec. 28, 2024 at N.E.

### Highest Percentage, Career (min. 100 att.)

- 93.5 Cameron Dicker, 2022-25 (115-of-123)
- 87.0 Nate Kaeding, 2004-12 (180-of-207)
- 84.6 Nick Novak, 2011-14, '17 (110-of-130)
- 81.6 John Carney, 1990-2000 (261-of-320)

### Highest Percentage, Season (min. 15 att.)

- 95.0 Cameron Dicker, 2022 (19-of-20)
- 93.9 Cameron Dicker, 2023 (31-of-33)
- 93.8 Michael Badgley, 2018 (15-of-16)

### Most Consecutive

- 32 Nick Novak, 2013-14
- 29 John Carney, 1992-93
- 22 Nate Kaeding, 2009-10

### Most Attempts, Career

- 320 John Carney, 1990-2000
- 208 Rolf Benirschke, 1977-86
- 207 Nate Kaeding, 2004-12

### Most Attempts, Season

- 42 Cameron Dicker, 2024
- 40 John Carney, 1993
- 39 Michael Badgley, 2020

### Most Attempts, Game

- 7 Dick Van Raaphorst, Oct. 8, 1966 at N.Y. Jets
- 6 (6x) Last: Steve Christie, Dec. 1, 2002 vs. Den.
- 5 (29x) Last: C.Dicker, Oct. 12, 2025 at Miami

### Longest

- 59 Cameron Dicker, Nov. 9, 2025 vs. Pittsburgh
- Cameron Dicker, Oct. 21, 2024 at Arizona
- 57 Michael Badgley, Dec. 9, 2018 vs. Cincinnati
- Cameron Dicker, Dec. 19, 2024 vs. Denver
- Nate Kaeding, Dec. 21, 2008 at Tampa Bay
- 56 Cameron Dicker, Nov. 30, 2025 vs. Las Vegas

## RUSHING YARDS

### Most Seasons Leading League

- 2 LaDainian Tomlinson, 2006, 2007
- 1 Dick Post, 1968
- Paul Lowe, 1965

### Most, Career

- 12,490 LaDainian Tomlinson, 2001-09
- 4,972 Paul Lowe, 1960-68
- 4,355 Austin Ekeler, 2017-23

### Most, Season

- 1,815 LaDainian Tomlinson, 2006
- 1,683 LaDainian Tomlinson, 2002
- 1,645 LaDainian Tomlinson, 2003

### Most, Game

- 243 LaDainian Tomlinson, Dec. 28, 2003 vs. Oak.
- 220 LaDainian Tomlinson, Dec. 1, 2002 vs. Denver
- 217 LaDainian Tomlinson, Sept. 29, 2002 vs. N.E.
- Gary Anderson, Dec. 18, 1988 vs. Kansas City

### Most Games 100 Yards or More, Career

- 46 LaDainian Tomlinson, 2001-09
- 15 Natrone Means, 1993-99
- Paul Lowe, 1960-68
- 12 Ryan Mathews, 2010-14

### Most Games 100 Yards or More, Season

- 10 LaDainian Tomlinson, 2006
- 7 LaDainian Tomlinson, 2002
- Don Woods, 1974
- 6 Ryan Mathews, 2013
- LaDainian Tomlinson, 2007
- LaDainian Tomlinson, 2004
- LaDainian Tomlinson, 2003
- Natrone Means, 1994

### Most Consecutive Games, 100 Yards or More

- 9 LaDainian Tomlinson, 2006
- 5 Natrone Means, 1994
- 4 LaDainian Tomlinson, 2007

### Most Games 200 Yards or More, Career

- 4 LaDainian Tomlinson, 2001-09
- 1 Gary Anderson, 1985-88

### Longest Run

- 87t Melvin Gordon, Oct. 29, 2017 at New England
- Paul Lowe, Sept. 10, 1961 at Dallas Texans
- 86t Keith Lincoln, Sept. 30, 1962 at Oakland
- 85t LaDainian Tomlinson, Dec. 17, 2006 vs. K.C.

## RUSHING TOUCHDOWNS

### Most Seasons Leading League

- 3 LaDainian Tomlinson, 2004, 2006, 2007
- 1 Chuck Muncie, 1981
- Paul Lowe, 1961, 1965

### Most, Career

- 138 LaDainian Tomlinson, 2001-09
- 43 Chuck Muncie, 1980-84
- 39 Austin Ekeler, 2017-23

### Most, Season

- 28\* LaDainian Tomlinson, 2006
- 19 Chuck Muncie, 1981
- 18 LaDainian Tomlinson, 2005

### Most, Game

- 4 LaDainian Tomlinson, Oct. 14, 2007 vs. Oak.
- LaDainian Tomlinson, Nov. 12, 2006 at Cin.
- LaDainian Tomlinson, Oct. 15, 2006 at S.F.
- Chuck Muncie, Nov. 29, 1981 vs. Denver
- Clarence Williams, Sept. 16, 1979 vs. Buffalo
- 3 (22x), Last: M.Gordon, Oct. 15, 2018 at Cle.
- 2 (127x), Last: G.Edwards, Dec. 19, 2024 vs. Den.

### Most Consecutive Games

- 18\* LaDainian Tomlinson, 2004-05
- 9 Natrone Means, 1993-94
- 8 LaDainian Tomlinson, 2006

## RUSHING AVERAGE

### Most Seasons Leading League (min. 100 att.)

- 2 Paul Lowe, 1960, 1965
- 1 Dickie Post, 1968
- Brad Hubbard, 1967
- Keith Lincoln, 1963

### Highest, Career (minimum 500 att.)

- 4.90 Paul Lowe, 1960-68
- 4.71 Keith Lincoln, 1961-66, '68
- 4.43 Dickie Post, 1967-70

### Highest, Season (minimum 100 att.)

- 6.45 Keith Lincoln, 1963
- 6.29 Paul Lowe, 1960
- 5.71 Paul Lowe, 1963

### Highest, Game (minimum 10 att.)

- 14.7 Michael Turner, Oct. 7, 2007 at Denver
- 13.8 Keith Lincoln, Sept. 30, 1962 at Oakland
- 13.5 J.K. Dobbins, Sept. 8, 2024 vs. Las Vegas

## RUSHING ATTEMPTS

### Most, Career

- 2,880 LaDainian Tomlinson, 2001-09
- 1,059 Melvin Gordon, 2015-19
- 1,031 Marion Butts, 1989-93

### Most, Season

- 372 LaDainian Tomlinson, 2002
- 348 LaDainian Tomlinson, 2006
- 343 Natrone Means, 1994

### Most, Game

- 39 LaDainian Tomlinson, Oct. 20, 2002 at Oak.
- Marion Butts, Dec. 17, 1989 at Kansas City
- 37 (3x) Last: L.Tomlinson, Nov. 21, 2004 at Oak.
- 36 LaDainian Tomlinson, Sept. 9, 2001 vs. Was.
- Gary Brown, Oct. 5, 1997 at Oakland

## PASSING ATTEMPTS

### Most Seasons Leading League

- 2 Dan Fouts, 1980, 1981
- John Hadl, 1968, 1971
- 1 Philip Rivers, 2015

### Most, Career

- 7,591 Philip Rivers, 2004-19
- 5,604 Dan Fouts, 1973-87
- 3,640 John Hadl, 1962-72

### Most, Season

- 699 Justin Herbert, 2022
- 672 Justin Herbert, 2021
- 661 Philip Rivers, 2015

### Most, Game

- 65 Philip Rivers, Oct. 18, 2015 at Green Bay
- 64 Justin Herbert, Jan. 9, 2022 at Las Vegas (OT)
- 58 Philip Rivers, Oct. 25, 2015 vs. Oakland
- Mark Herrmann, Dec. 22, 1985 at K.C.

## PASS COMPLETIONS

### Most Seasons Leading League

- 2 Dan Fouts, 1980, 1981
- John Hadl, 1968, 1971
- 1 Philip Rivers, 2015

### Most, Career

- 4,908 Philip Rivers, 2004-19
- 3,297 Dan Fouts, 1973-87
- 2,210 Justin Herbert, 2020-25

### Most, Season

- 477 Justin Herbert, 2022
- 443 Justin Herbert, 2021
- 437 Philip Rivers, 2015

### Most, Game

- 43 Philip Rivers, Oct. 18, 2015 at Green Bay
- 40 Justin Herbert, Sept. 24, 2023 at Minnesota
- 39 Justin Herbert, Dec. 11, 2022 vs. Miami

### Most Consecutive

- 25\* Philip Rivers, Nov. 25, 2018 vs. Arizona
- 22 Philip Rivers, Sept. 13, 2015 vs. Detroit —
- Sept. 20, 2015 at Cincinnati
- 20 Philip Rivers, Sept. 13, 2015 vs. Detroit

## COMPLETION PERCENTAGE

### Most Seasons Leading League (min. 140 att.)

- 1 Philip Rivers, 2013
- Mark Herrmann, 1985
- Dan Fouts, 1979
- Tobin Rote, 1963

### Highest, Career (minimum 500 att.)

- 66.5 Justin Herbert, 2020-25
- 64.7 Philip Rivers, 2004-19
- 62.2 Drew Brees, 2001-05

### Highest, Season (minimum 140 att.)

- 69.5 Philip Rivers, 2013
- 68.2 Justin Herbert, 2022
- 68.3 Philip Rivers, 2018

### Highest, Game (minimum 20 att.)

- 96.6 Philip Rivers, Nov. 25, 2018 vs. Ari. (28-of-29)
- 90.0 Philip Rivers, Nov. 1, 2012 vs. K.C. (18-of-20)
- 88.0 Drew Brees, Oct. 31, 2004 vs. Oak. (22-of-25)

## PASSING YARDS

### Most Seasons Leading League

- 4 Dan Fouts, 1979, 1980, 1981, 1982
- 3 John Hadl, 1965, 1968, 1971
- 1 Philip Rivers, 2010

### Most, Career

- 59,271 Philip Rivers, 2004-19
- 43,040 Dan Fouts, 1973-87
- 26,938 John Hadl, 1962-72

### Most, Season

- 5,014 Justin Herbert, 2021
- 4,802 Dan Fouts, 1981
- 4,792 Philip Rivers, 2015

### Most, Game

- 503 Philip Rivers, Oct. 18, 2015 at Green Bay
- 455 Philip Rivers, Sept. 26, 2010 at Seattle
- 444 Dan Fouts, Dec. 11, 1982 at San Francisco
- Dan Fouts, Oct. 19, 1980 vs. N.Y. Giants

### Most Games 300 Yards or More, Career

- 70 Philip Rivers, 2004-19
- 51 Dan Fouts, 1973-87
- 30 Justin Herbert, 2020-25

### Most Games 300 Yards or More, Season

- 9 Justin Herbert, 2021
- 8 Justin Herbert, 2020
- Philip Rivers, 2015, 2019
- Dan Fouts, 1980
- 7 Dan Fouts, 1981, 1985

### Most Consecutive Games, 300 Yards or More

- 5 Philip Rivers, 2015
- 4 Dan Fouts, 1979, 1980-81
- 3 Justin Herbert, 2020-21, 2021, 2022
- Philip Rivers, 2010-11, 2016, 2017
- Dan Fouts, 1980, 1985
- John Hadl, 1967

### Most Games 400 Yards or More, Career

- 11 Philip Rivers, 2004-19
- 6 Dan Fouts, 1973-87
- 2 Justin Herbert, 2020-25
- 1 Jim Harbaugh, 1999-2000

### Longest Completion

- 99t\* Stan Humphries, Sept. 18, 1994 at Seattle
- 91t Jack Kemp, Nov. 12, 1961 at Denver
- 88t Ed Luther, Dec. 3, 1984 vs. Chicago

## TOUCHDOWN PASSES

### Most Seasons Leading League

- 2 Dan Fouts, 1981, 1982  
John Hadl, 1968, 1971
- 1 Philip Rivers, 2008

### Most, Career

- 397 Philip Rivers, 2004-19
- 254 Dan Fouts, 1973-87
- 201 John Hadl, 1962-72

### Most, Season

- 38 Justin Herbert, 2021
- 34 Philip Rivers, 2008
- 33 Philip Rivers, 2017-18
- Dan Fouts, 1981

### Most, Game

- 6 Dan Fouts, Nov. 22, 1981 at Oakland
- 5 (4x), Last: Drew Brees, Oct. 31, 2004 vs. Oak.
- 4 (32x), Last: J.Herbert, Nov. 12, 2023 vs. Det.

### Most Consecutive Games

- 28 Philip Rivers, 2012-14
- 27 Philip Rivers, 2017-18
- 26 Justin Herbert, 2020-23

## INTERCEPTIONS THROWN

### Most Seasons Leading League (Fewest INT, min. 300 att.)

- 1 Justin Herbert, 2024
- Drew Brees, 2004

### Most, Career

- 242 Dan Fouts, 1973-87
- 211 John Hadl, 1962-72
- 198 Philip Rivers, 2004-19

### Most, Season

- 32 John Hadl, 1968
- 26 John Hadl, 1972
- 25 John Hadl, 1971
- Jack Kemp, 1960

### Most, Game

- 6 Ed Luther, Oct. 31, 1983 vs. Washington
- John Hadl, Dec. 8, 1968 vs. Kansas City
- 5 (9x), Last: C.Whehlian, Dec. 13, 1998 at Sea.
- 4 (33x), Last: P.Rivers, Nov. 18, 2019 vs. K.C.

### Fewest, Season (minimum 150 att.)

- 1 Easton Stick, 2023 (174 att.)
- 3 Justin Herbert, 2024 (504 att.)
- Ed Luther, 1984 (151 att.)
- 4 Doug Flutie, 2003 (167 att.)
- John Friesz, 1993 (238 att.)

### Most Consecutive Attempts, None Intercepted

- 357 Justin Herbert, Sept. 15, 2024-Dec. 15, 2024
- 233 Justin Herbert, Dec. 26, 2022-Oct. 1, 2023
- 194 Drew Brees, Oct. 17-Dec. 5, 2004

### Lowest Percentage, Season (minimum 150 att.)

- 0.6 Justin Herbert, 2024
- Easton Stick, 2023
- 1.4 Justin Herbert, 2022
- 1.5 Justin Herbert, 2023

## PASSER RATING

### Most Seasons Leading League (min. 300 att.)

- 1 Philip Rivers, 2008

### Highest, Career (minimum 500 att.)

- 96.5 Justin Herbert, 2020-25
- 95.1 Philip Rivers, 2004-19
- 84.9 Drew Brees, 2001-05

### Highest, Season (minimum 300 att.)

- 105.5 Philip Rivers, 2008, 2013, 2018
- 104.8 Drew Brees, 2004
- 104.4 Philip Rivers, 2009

### Highest, Game (minimum 20 att.)

- 157.1 Dan Fouts, Sept. 7, 1981 at Cleveland
- 154.4 Philip Rivers, Dec. 8, 2019 at Jacksonville
- 153.1 Drew Brees, Oct. 31, 2004 vs. Oakland

## RECEIVING YARDS

### Most Seasons Leading League

- 3 Lance Alworth, 1965, 1966, 1968
- 1 Wes Chandler, 1982
- John Jefferson, 1980

### Most, Career

- 11,841 Antonio Gates, 2003-18
- 11,152 Keenan Allen, 2013-23, '25
- 9,584 Lance Alworth, 1962-70

### Most, Season

- 1,602 Lance Alworth, 1965
- 1,393 Keenan Allen, 2017
- 1,383 Lance Alworth, 1966

### Most, Game

- 260 Wes Chandler, Dec. 20, 1982 vs. Cincinnati
- 243 Wes Chandler, Sept. 15, 1985 vs. Seattle
- 232 Lance Alworth, Oct. 20, 1963 at Kansas City

### Most Games 100 Yards or More, Career

- 41 Lance Alworth, 1962-70
- 39 Keenan Allen, 2013-23, 25
- 24 Kellen Winslow, 1979-87

### Most Games 100 Yards or More, Season

- 9 Lance Alworth, 1965
- 8 Lance Alworth, 1966
- 7 Keenan Allen, 2017
- John Jefferson, 1980

### Most Consecutive Games, 100 Yards or More

- 5 Lance Alworth, 1966
- 4 Keenan Allen, 2017
- Wes Chandler, 1982
- John Jefferson, 1979-80
- Charlie Joiner, 1976
- Lance Alworth, 1968
- Lance Alworth, 1965
- 3 Keenan Allen, 2023
- Kellen Winslow, 1982
- Kellen Winslow, 1980
- John Jefferson, 1980
- John Jefferson, 1979
- Gary Garrison, 1971
- Lance Alworth, 1967
- Lance Alworth, 1965
- Lance Alworth, 1964

### Most Games 200 Yards or More, Career

- 5\* Lance Alworth, 1962-70
- 2 Wes Chandler, 1981-87
- 1 Keenan Allen, 2013-23, '25
- Malcom Floyd, 2004-15

### Longest Reception

- 99t\* Tony Martin, Sept. 18, 1994 at Seattle
- 91t Keith Lincoln, Nov. 12, 1961 at Denver
- 88t Bobby Duckworth, Dec. 3, 1984 at Chicago

## RECEIVING AVERAGE

### Most Seasons Leading League (min. 35 rec.)

- 1 Mike Williams, 2019
- Malcom Floyd, 2011
- Wes Chandler, 1982
- Gary Garrison, 1970
- Lance Alworth, 1965

### Average per Catch, Career (minimum 250 rec.)

- 19.4 Lance Alworth, 1962-70
- 18.6 Gary Garrison, 1966-76
- 17.5 Vincent Jackson, 2005-11

### Average per Catch, Season (minimum 35 rec.)

- 23.2 Lance Alworth, 1965
- 22.9 Gary Garrison, 1970
- 21.2 Gary Garrison, 1968, 1971

### Highest, Game (minimum 5 rec.)

- 36.0 Lance Alworth, Nov. 2, 1963 at New York Jets
- 33.6 Lance Alworth, Nov. 15, 1964 at Kansas City
- 32.0 Lance Alworth, Dec. 19, 1965 vs. Oakland

## RECEPTIONS

### Most Seasons Leading League

- 3 Lance Alworth, 1966, 1968, 1969
- 2 Kellen Winslow, 1980, 1981

### Most, Career

- 964 Keenan Allen, 2013-23, '25
- 955 Antonio Gates, 2003-18
- 586 Charlie Joiner, 1976-86

### Most, Season

- 108 Keenan Allen, 2023
- 107 Austin Ekeler, 2022
- 106 Keenan Allen, 2021

### Most, Game

- 18 Keenan Allen, Sept. 24, 2023 at Minnesota
- 16 Keenan Allen, Nov. 22, 2020 vs. N.Y. Jets
- 15 Austin Ekeler, Oct. 6, 2019 vs. Denver
- Keenan Allen, Sept. 13, 2015 vs. Detroit
- Kellen Winslow, Oct. 7, 1984 at Green Bay

### Most Consecutive Games With a Catch

- 96 Lance Alworth, 1962-69
- 83 Keenan Allen, 2018-23, '25
- 80 Antonio Gates, 2003-08

## RECEIVING TOUCHDOWNS

### Most Seasons Leading League

- 3 Lance Alworth, 1964, 1965, 1966
- 2 John Jefferson, 1978, 1980
- 1 Tony Martin, 1996
- Wes Chandler, 1982

### Most, Career

- 116 Antonio Gates, 2003-18
- 81 Lance Alworth, 1962-70
- 63 Keenan Allen, 2013-23, '25

### Most, Season

- 14 Tony Martin, 1996
- Lance Alworth, 1965
- 13 Antonio Gates, 2004
- John Jefferson, 1978, 1980
- Lance Alworth, 1964, 1966
- 12 Antonio Gates, 2014
- Gary Garrison, 1970

### Most, Game

- 5\* Kellen Winslow, Nov. 22, 1981 at Oakland
- 4 Lance Alworth, Dec. 1, 1968 at Denver
- 3 (14x) Last: D.Woodhead, Dec. 20, 2015 vs. Mia.

### Most Consecutive Games

- 9 Antonio Gates, 2009-10
- Lance Alworth, 1963
- 7 Lance Alworth, 1967
- 6 John Jefferson, 1980
- Lance Alworth, 1964



## SCRIMMAGE YARDS

### Most Seasons Leading League

- 2 Lance Alworth, 1965, 1968
- 1 LaDainian Tomlinson, 2003

### Most, Career

- 16,445 LaDainian Tomlinson, 2001-09  
11,841 Antonio Gates, 2003-18  
11,265 Keenan Allen, 2013-23, '25

### Most, Season

- 2,370 LaDainian Tomlinson, 2003  
2,323 LaDainian Tomlinson, 2006  
2,172 LaDainian Tomlinson, 2002

### Most, Game

- 271 LaDainian Tomlinson, Dec. 1, 2002 vs. Den.  
261 Melvin Gordon, Nov. 6, 2016 vs. Tennessee  
260 LaDainian Tomlinson, Dec. 28, 2003 vs. Oak.  
Wes Chandler, Dec. 20, 1982 vs. Cincinnati

### Most Games 100 Yards or More, Career

- 79 LaDainian Tomlinson, 2001-09  
44 Lance Alworth, 1962-70  
40 Keenan Allen, 2013-23, '25

### Most Games 100 Yards or More, Season

- 14 LaDainian Tomlinson, 2006  
11 LaDainian Tomlinson, 2003  
10 Ryan Mathews, 2011  
LaDainian Tomlinson, 2004  
LaDainian Tomlinson, 2002

### Most Consecutive Games, 100 Yards or More

- 11 LaDainian Tomlinson, 2006  
6 Melvin Gordon, 2018  
Ryan Mathews, 2011  
LaDainian Tomlinson, 2007  
LaDainian Tomlinson, 2004  
5 Natrone Means, 1994  
Lydell Mitchell, 1978

### Most Games 200 Yards or More, Career

- 12 LaDainian Tomlinson, 2001-09  
5 Lance Alworth, 1962-70  
2 Lionel James, 1984-88  
Wes Chandler, 1981-87

## INTERCEPTIONS

### Most Seasons Leading League

- 1 Casey Hayward, 2016
- Eric Weddle, 2011
- Antonio Cromartie, 2007

### Most, Career

- 42 Gill Byrd, 1983-92  
29 Dick Harris, 1960-65  
26 Rodney Harrison, 1994-2002

### Most, Season

- 10 Antonio Cromartie, 2007  
9 Charlie McNeil, 1961  
8 (4x) Last: Ryan McNeil, 2001

### Most, Game

- 3 Antonio Cromartie, Nov. 11, 2007 vs. Ind.  
Dwayne Harper, Nov. 27, 1995 vs. Oakland  
Pete Shaw, Nov. 2, 1980 at Cincinnati  
Clarence Duren, Oct. 30, 1977 at Miami  
Chris Fletcher, Nov. 30, 1975 at Denver (OT)  
Joe Beauchamp, Sept. 24, 1972 vs. Denver  
Leslie "Speedy" Duncan, Sept. 25, 1966 at Oak.  
Bud Whitehead, Oct. 10, 1965 at Buffalo  
Dick Harris, Nov. 17, 1963 at Buffalo  
C.McNeil, Sept. 24, 1961 vs. Houston Oilers  
C.McNeil, Dec. 18, 1960 vs. Titans of N.Y.  
2 (87x) Last: Tarheeb Still, Dec. 1, 2024 at Atl.

### Most Consecutive Games

- 5 Charlie McNeil, 1961  
4 Greg Jackson, 1998  
Gill Byrd, 1989  
Mike Fuller, 1977  
Bryant Salter, 1972  
3 (18x) Last: Stephen Cooper, 2008

## INTERCEPTION RETURN YARDS

### Most Seasons Leading League

- 1 Vencie Glenn, 1987
- Charlie McNeil, 1961

### Most, Career

- 546 Gill Byrd, 1983-92  
502 Charlie McNeil, 1960-64  
477 Kenny Graham, 1964-69

### Most, Season

- 349 Charlie McNeil, 1961  
224 Stanley Richard, 1994  
166 Vencie Glenn, 1987

### Most, Game

- 177\* Charlie McNeil, Sept. 24, 1961 vs. Hou. Oilers  
106 Woodrow Lowe, Nov. 18, 1979 vs. Pittsburgh  
103 Vencie Glenn, Nov. 29, 1987 vs. Denver

### Longest Return

- 103t Vencie Glenn, Nov. 29, 1987 vs. Denver  
102t Donald Frank, Oct. 31, 1993 at L.A. Raiders  
100t Leslie "Speedy" Duncan, Oct. 15, 1967 vs. K.C.

## INTERCEPTION TOUCHDOWNS

### Most Seasons Leading League

- 1 Clinton Hart, 2005
- Jeffery Dale, 1985
- John Hendy, 1985
- Gill Byrd, 1984
- Woodrow Lowe, 1979
- Fred Dean, 1977
- Leroy Jones, 1977
- Kenny Graham, 1969
- Joe Beauchamp, 1968
- Earl Faison, 1964
- Henry Schmidt, 1964
- Claude Gibson, 1962
- Dick Harris, 1961

### Most, Career

- 5 Kenny Graham, 1964-69  
Dick Harris, 1960-65  
4 Woodrow Lowe, 1976-86  
3 Eric Weddle, 2007-15  
Joe Beauchamp, 1966-75

### Most, Season

- 3 Dick Harris, 1961  
2 (9x) Last: Demorrio Williams, 2012  
1 (78x) Last: Tarheeb Still, 2024

### Most, Game

- 1 (99x) Last: Tarheeb Still, Dec. 1, 2024 at Atl.

## SACKS

### Most Seasons Leading League

- 1 Shawne Merriman, 2006

### Most, Career

- 105.5 Leslie O'Neal, 1986-95  
72.0 Joey Bosa, 2016-24  
69.5 Shaun Phillips, 2004-12

### Most, Season

- 17.5 Gary Johnson, 1980  
17.0 Khalil Mack, 2023  
Shawne Merriman, 2006  
Leslie O'Neal, 1992  
Steve DeLong, 1969  
15.5 Fred Dean, 1978

### Most, Game (since 1982)

- 6.0 Khalil Mack, Oct. 1, 2023 vs. Las Vegas  
5.0 Leslie O'Neal, Nov. 16, 1986 vs. Dallas  
4.0 Tuli Tuipulotu, Sept. 28, 2025 at N.Y. Giants  
Antwan Barnes, Dec. 18, 2011 vs. Baltimore  
Shaun Phillips, Oct. 3, 2010 vs. Arizona  
Leslie O'Neal, Oct. 22, 1995 at Seattle  
Leslie O'Neal, Dec. 6, 1992 at Phoenix  
Leslie O'Neal, Dec. 22, 1991 vs. Denver

## PUNTS

### Most Seasons Leading League

- 1 Paul Maguire, 1962

### Most, Career

- 771 Darren Bennett, 1995-2003  
756 Mike Scifres, 2003-15  
519 Dennis Partee, 1968-75

### Most, Season

- 95 Darren Bennett, 1998  
92 Darren Bennett, 2000  
89 Darren Bennett, 1997, 1999

### Most, Game

- 11 (5x), Last: D.Bennett, Oct. 11, 1998 at Oak.  
10 (10x) Last: D.Kaser, Nov. 12, 2017 at Jax.  
9 (14x), Last: D.Kaser, Dec. 24, 2017 at N.Y. Jets

## PUNT YARDS

### Most Seasons Leading League

- 1 Paul Maguire, 1962

### Most, Career

- 34,152 Mike Scifres, 2003-15  
33,776 Darren Bennett, 1995-2003  
21,417 Dennis Partee, 1968-75

### Most, Season

- 4,248 Darren Bennett, 2000  
4,174 Darren Bennett, 1998  
3,972 Darren Bennett, 1997

### Most, Game

- 522 Darren Bennett, Oct. 11, 1998 at Oakland  
493 Mike Scifres, Nov. 18, 2012 at Denver  
492 Dennis Partee, Nov. 10, 1974 at Kansas City

### Longest Punt

- 83 JK Scott, Dec. 10, 2023 vs. Denver  
82 Paul Maguire, Nov. 19, 1961 vs. Dallas Texans  
73 Dennis Partee, Oct. 17, 1971 at Denver

## PUNTING AVERAGE

### Most Seasons Leading League (min. 50 punts)

- 1 Darren Bennett, 2000

### Highest, Career (minimum 100 punts)

- 47.4 Drew Kaser, 2016-18  
46.5 Ty Long, 2019-21  
46.1 JK Scott, 2022-25  
45.2 Mike Scifres, 2003-15

### Highest, Season (minimum 50 punts)

- 48.3 Mike Scifres, 2012  
48.1 Drew Kaser, 2017  
46.8 Ty Long, 2020

### Highest, Game (minimum 4 punts)

- 59.5 Mike Scifres, Oct. 17, 2010 at St. Louis  
Darren Bennett, Oct. 1, 1995 at Pittsburgh  
57.4 JK Scott, Dec. 10, 2023 vs. Denver  
57.3 JK Scott, Oct. 27 2024 vs. New Orleans

## PUNT RETURN YARDS

### Most Seasons Leading League

- 1 Leslie "Speedy" Duncan, 1965

### Most, Career

- 2,388 Mike Fuller, 1975-80  
1,651 Leslie "Speedy" Duncan, 1964-70  
1,407 Darrien Gordon, 1993-96

### Most, Season

- 537 Darrien Gordon, 1996  
489 Eric Metcalf, 1997  
475 Darrien Gordon, 1994

### Most, Game

- 168 Eric Metcalf, Nov. 2, 1997 at Cincinnati  
136 Mike Fuller, Nov. 21, 1976 at Buffalo  
133 Andre Coleman, Sept. 17, 1995 at Philadelphia

### Longest Return

- 95t Leslie "Speedy" Duncan, Nov. 24, 1968 vs. NYJ  
90t Darrien Gordon, Sept. 25, 1994 at L.A. Raiders  
88t Andre Coleman, Sept. 17, 1995 at Philadelphia  
Mike Fuller, Oct. 9, 1977 at New Orleans

## PUNT RETURN AVERAGE

### Most Seasons Leading League (min. 20 ret.)

- 1 Darius Davis, 2023
- Ron Smith, 1973
- Leslie "Speedy" Duncan, 1965

### Highest, Career (minimum 50 ret.)

- 13.7 Darrien Gordon, 1993-96
- 13.4 Darius Davis, 2023-25
- 12.0 Leslie "Speedy" Duncan, 1964-70
- 11.3 Mike Fuller, 1975-80

### Highest, Season (minimum 20 ret.)

- 16.0 Darius Davis, 2023
- 15.5 Leslie "Speedy" Duncan, 1965
- 14.9 Darrien Gordon, 1996

## PUNT RETURN TOUCHDOWNS

### Most Seasons Leading League

- 2 Leslie "Speedy" Duncan, 1965, 1966
- 1 Darius Davis, 2023
- Desmond King, 2018
- Eric Metcalf, 1997
- Andre Coleman, 1995
- Darrien Gordon, 1994
- Nate Lewis, 1990
- Kitrick Taylor, 1990
- Ron Smith, 1973

### Most, Career

- 4 Leslie "Speedy" Duncan, 1964-70
- 3 Eric Metcalf, 1997
- Darrien Gordon, 1993-96
- 2 (5x) Last: Desmond King, 2017-19

### Most, Season

- 3 Eric Metcalf, 1997
- 2 (3x) Last: Darrien Gordon, 1994
- 1 (20x) Last: Darius Davis, 2023

### Most, Game

- 2\* Eric Metcalf, Nov. 2, 1997 at Cincinnati
- 1 (26x) Last: Darius Davis, Nov. 6, 2023 at NYJ

## PUNT RETURNS

### Most, Career

- 212 Mike Fuller, 1975-80
- 138 Leslie "Speedy" Duncan, 1964-70
- 124 Lionel James, 1984-88

### Most, Season

- 46 Mike Fuller, 1979
- 45 Eric Metcalf, 1997
- 39 Mike Fuller, 1978

### Most, Game

- 8 (4x) Last: Leon Johnson, Dec. 7, 2003 at Det.
- 7 (4x) Last: M.Fuller, Dec. 17, 1978 at Hou. Oilers
- 6 (9x) Last: J.Herndon, Dec. 20, 2015 vs. Mia.

### Most Fair Catches, Season

- 29 Darius Davis, 2023
- 25 Travis Benjamin, 2017
- 24 Kenny Graham, 1969

### Most Fair Catches, Game

- 6 Darius Davis, Dec. 10, 2023 vs. Denver
- Phil McConkey, Dec. 17, 1989 at Kansas City
- 5 Travis Benjamin, Oct. 22, 2017 vs. Denver
- Jeff Graham, Sept. 3, 2000 at Oakland
- Kenny Graham, Oct. 4, 1969 vs. Cincinnati

## KICKOFF RETURN YARDS

### Most Seasons Leading League

- 1 Ronney Jenkins, 2001
- Lionel James, 1984
- James Brooks, 1982

### Most, Career

- 6,469 Darren Sproles, 2005-10
- 3,997 Ronney Jenkins, 2000-02
- 3,914 Andre Coleman, 1994-96

### Most, Season

- 1,541 Ronney Jenkins, 2001
- 1,531 Ronney Jenkins, 2000
- 1,528 Darren Sproles, 2005

### Most, Game

- 250 Ronney Jenkins, Nov. 18, 2001 at Oakland
- 221 Ronney Jenkins, Sept. 10, 2000 vs. N.O.
- 215 Richard Goodman, Jan. 1, 2012 at Oakland

### Longest Return

- 105t Richard Goodman, Jan. 1, 2012 at Oakland
- 103t Darren Sproles, Sept. 14, 2008 at Denver
- Keith Lincoln, Sept. 16, 1962 vs. Titans of N.Y.
- 101t Andre Roberts, Jan. 2, 2022 vs. Denver

## KICKOFF RETURN AVERAGE

### Most Seasons Leading League (min. 10 ret.)

- 1 Jimmy Warren, 1964

### Highest, Career (minimum 75 ret.)

- 25.3 Leslie "Speedy" Duncan, 1964-70
- 25.1 Darren Sproles, 2005-10
- 24.2 Ronney Jenkins, 2000-02

### Highest, Season (minimum 10 ret.)

- 32.8 Andre Roberts, 2021
- 29.7 Antonio Cromartie, 2006
- 28.9 Nasir Adderley, 2020

## KICKOFF RETURN TOUCHDOWNS

### Most Seasons Leading League

- 2 Anthony Miller, 1988, 1989
- 1 Richard Goodman, 2011
- Ronney Jenkins, 2001
- Andre Coleman, 1995
- Nate Lewis, 1991
- Jamie Holland, 1988
- Keith Lincoln, 1962

### Most, Career

- 4 Andre Coleman, 1994-96
- 3 Ronney Jenkins, 2000-02
- 2 Darren Sproles, 2005-10
- Anthony Miller, 1988-93

### Most, Season

- 2 Ronney Jenkins, 2001
- Andre Coleman, 1995
- Andre Coleman, 1994
- 1 (14x) Last: Andre Roberts, 2021

### Most, Game

- 1 (20x) Last: A.Roberts, Jan. 2, 2022 vs. Den.

## KICKOFF RETURNS

### Most Seasons Leading League

- 1 Lionel James, 1984
- James Brooks, 1982

### Most, Career

- 258 Darren Sproles, 2005-10
- 166 Andre Coleman, 1994-96
- 165 Ronney Jenkins, 2000-02

### Most, Season

- 67 Ronney Jenkins, 2000
- 63 Darren Sproles, 2005
- 62 Andre Coleman, 1995

### Most, Game

- 8 (5x) Last: Darren Sproles, Oct. 26, 2008 at N.O. in London
- 7 (14x) Last: D.Davis, Dec. 15, 2024 vs. T.B.
- 6 (36x) Last: R.Goodman, Jan. 1, 2012 at Oak.

## COMBINED KICK & PUNT RETURN YARDS

### Most Seasons Leading League

- 1 James Brooks, 1982
- Leslie "Speedy" Duncan, 1965

### Most, Career

- 7,404 Darren Sproles, 2005-10
- 5,037 Leslie "Speedy" Duncan, 1964-70
- 4,240 Andre Coleman, 1994-96

### Most, Season

- 1,737 Andre Coleman, 1995
- 1,636 Darren Sproles, 2005
- 1,625 Darren Sproles, 2008

## COMBINED KICK & PUNT RETURNS

### Most Seasons Leading League

- 1 Leslie "Speedy" Duncan, 1965

### Most, Career

- 372 Darren Sproles, 2005-10
- 289 Mike Fuller, 1975-80
- 272 Leslie "Speedy" Duncan, 1964-70

### Most, Season

- 90 Andre Coleman, 1995
- 81 Darren Sproles, 2005
- 80 Darren Sproles, 2009

## SERVICE

### Most Seasons

- 17 David Binn, 1994-2010
- 16 Philip Rivers, 2004-19
- Antonio Gates, 2003-18
- 15 Dan Fouts, 1973-87
- Russ Washington, 1968-82
- 14 Don Macek, 1976-89
- Doug Wilkerson, 1971-84

### Most Games

- 256 David Binn, 1994-2010
- 236 Antonio Gates, 2003-18
- 228 Philip Rivers, 2004-19
- 200 Junior Seau, 1990-2002
- Russ Washington, 1968-82

### Most Consecutive Games

- 225 Philip Rivers, 2005-19
- 179 David Binn, 1994-10
- 178 Russ Washington, 1968-80

### Most Consecutive Starts

- 224 Philip Rivers, 2006-19
- 148 Russ Washington, 1970-80
- 140 Walt Sweeney, 1964-73

# TEAM RECORDS

\*NFL Record | †strike-shortened 1982 season

## GAMES WON

### Most, Season

- 14 2006
- 13 2009
- 12 1961, 1979, 2004, 2018

### Fewest, Season

- 1 2000
- 2 1973, 1975
- 4 1962, 1972, 1986, 1991, 1997, 2003, 2015

### Most Consecutive

- 15 Nov. 27, 1960-Dec. 3, 1961
- 11 (3x) Last: Sept. 17, 2006-Jan. 3, 2010
- 8 (7x) Last: Oct. 25, 2004-Dec. 13, 2004

### Most Consecutive at Home

- 10 Nov. 5, 1978-Nov. 25, 1979
- 9 (3x) Last: Sept. 17, 2006-Sept. 9, 2007
- 8 (4x) Last: Sept. 17, 2006-Dec. 31, 2006

### Most Consecutive on Road

- 11 Oct. 2, 1960-Nov. 12, 1961
- 6 (4x) Last: Oct. 14, 2018 -Dec. 30, 2018
- 5 (5x) Last: Oct. 14, 2018 -Dec. 13, 2018

### Most Consecutive at Start of Season

- 11 1961
- 6 1994
- 4 1966, 1980, 2002

## GAMES LOST

### Most, Season

- 15 2000
- 12 1975, 1986, 1991, 1997, 2003, 2015, 2023
- 11 1973, 1998, 2001, 2016, 2019

### Fewest, Season

- 2 1961, 1965, 2006
- 3 2009, 1963, 1982†
- 4 1960, 1979, 2004, 2018

### Most Consecutive

- 11 (2x) Last: Sept. 3, 2000-Nov. 19, 2000
- 9 (5x) Last: Dec. 4, 2016-Oct. 1, 2017
- 8 (9x) Last: Dec. 4, 2016-Sept. 24, 2017

### Most Consecutive at Home

- 7 Nov. 13, 2016-Oct. 1, 2017
- 6 (2x) Last: Nov. 13, 2016-Sept. 24, 2017
- 5 (11x) Last: Nov. 12, 2023-Jan. 7, 2024

### Most Consecutive on Road

- 11 Oct. 6, 1985-Oct. 26, 1986
- 8 (4x) Last: Sept. 3, 2000-Dec. 17, 2000
- 7 (7x) Last: Nov. 10, 2002-Oct. 5, 2003

### Most Consecutive on Road w/o Victory (Ties incl.)

- 14 Nov. 22, 1970-Nov. 19, 1972

## POINTS

### Most Seasons Leading League

- 6 1963, 1965, 1981, 1982, 1985, 2006

### Most, Season

- 492 2006
- 478 1981
- 474 2021

### Most, Game

- 58 Dec. 22, 1963 vs. Denver
- 55 Nov. 22, 1981 at Oakland
- Oct. 20, 1968 vs. Denver
- 54 Nov. 19, 2017 vs. Buffalo

### Most Game, Both Teams

- 98 Dec. 8, 1985 vs. Pittsburgh
- 93 Dec. 18, 1960 vs. Titans of New York
- 90 Nov. 12, 2006 at Cincinnati

### Most, Half

- 42 Nov. 12, 2006 at Cincinnati (2nd half)
- 41 Nov. 5, 1961 vs. Titans of N.Y. (2nd half)
- 37 Nov. 19, 2017 vs. Buffalo (1st half)

### Most, Quarter

- 28 Nov. 25, 2018 vs. Arizona (2nd quarter)
- Nov. 15, 1964 at K.C. (2nd quarter)
- Nov. 5, 1961 vs. Titans of N.Y. (3rd quarter)
- Sept. 24, 1961 vs. Houston Oilers (2nd quarter)

### Most, Quarter, Both Teams

- 41 Nov. 21, 2021 vs. Pittsburgh (4th quarter)
- Oct. 10, 2021 vs. Cleveland (4th quarter)
- 38 Dec. 26, 2021 at Houston (4th quarter)
- Sept. 14, 2008 at Denver (2nd quarter)
- Oct. 19, 1986 at Kansas City (2nd quarter)
- Oct. 6, 1963 at Denver (2nd quarter)
- Oct. 7, 1961 at Boston (2nd quarter)

### Fewest, Season

- 188 1973
- 189 1975
- 212 1974

### Fewest, Game

- 0 (29x) Last: Dec. 6, 2020 vs. New England

### Most Consecutive Games Not Shutout

- 240 Nov. 7, 1999-Nov. 2, 2014
- 114 Oct. 4, 1992-Oct. 24, 1999
- 105 Sept. 7, 1962-Oct. 26, 1969
- 98 Nov. 16, 2014-Nov. 29, 2020

## TOUCHDOWNS

### Most Seasons Leading League

- 6 1963, 1979, 1981, 1982, 1985, 2006

### Most, Season

- 61 1981
- 60 1985
- 59 2006

### Most, Game

- 8 Dec. 8, 1985 vs. Pittsburgh
- Nov. 22, 1981 at Oakland
- 7 (9x) Last: Oct. 10, 2021 vs. Cleveland
- 6 (37x) Last: Dec. 8, 2019 at Jacksonville

### Fewest, Season

- 22 1973, 1975
- 23 1998
- 25 1977, 1999

## POINTS AFTER TOUCHDOWN

### Most Seasons Leading League

- 5 1965, 1981, 1982, 1985, 2006

### Most, Season

- 58 2006
- 55 1981
- 54 2004

### Most, Game

- 7 (7x) Last: Dec. 28, 2008 vs. Denver
- 6 (30x) Last: Dec. 8, 2019 at Jacksonville
- 5 (54x) Last: Nov. 12, 2023 vs. Detroit

### Fewest, Season

- 19 1973, 1998
- 20 1975
- 21 1977

## TWO-POINT CONVERSIONS

### Most Seasons Leading League

- 4 2008, 2010, 2018, 2021

### Most, Season

- 7 2021
- 6 2018
- 3 1994, 2024

### Most, Game (since 1994)

- 2 Dec. 2, 2018 at Pittsburgh
- Sept. 9, 2018 vs. Kansas City
- Oct. 25, 2015 vs. Oakland
- 1 (43x) Last: Sept. 28, 2025 at N.Y. Giants

### Most Attempts, Season

- 11 2021
- 8 2018
- 7 1994

### Most Attempts, Game (since 1994)

- 3 Dec. 26, 2021 at Houston
- Sept. 9, 2018 vs. Kansas City
- Sept. 4, 1994 at Denver
- 2 (7x) Last: Dec. 19, 2024 vs. Denver
- 1 (54x) Last: Sept. 28, 2025 at N.Y. Giants

## FIELD GOALS

### Most Seasons Leading League

- 2 1994, 2009

### Most, Season

- 39 2024
- 34 1994, 2013
- 32 2009

### Most, Game

- 6 (3x) Last: Oct. 5, 1997 at Oakland
- 5 (14x) Last: Oct. 12, 2025 at Miami
- 4 (41x) Last: Jan. 5, 2025 at Las Vegas

### Most Attempts, Season

- 43 2001
- 42 2024
- 40 1993

### Most Attempts, Game

- 7 Oct. 8, 1966 at N.Y. Jets
- 6 (6x) Last: Nov. 19, 2017 vs. Buffalo
- 5 (31x) Last: Oct. 12, 2025 at Miami

### Most, Game, Both Teams

- 9 Sept. 29, 1996 vs. Kansas City
- 8 Nov. 3, 1996 at Indianapolis
- Nov. 9, 1975 vs. New England
- 7 (18x) Last: Oct. 12, 2025 at Miami

### Most Attempts, Game, Both Teams

- 10 (4x) Last: Dec. 12, 1999 vs. Seattle
- 9 (3x) Last: Dec. 1, 2002 vs. Denver
- 8 (25x) Last: Oct. 12, 2025 at Miami

### Fewest Made, Season

- 6 1974
- 10 1976
- 12 1964, 1970, 1973, 1975

### Fewest Attempts, Season

- 16 1974
- 19 1970
- 20 1962, 1976, 1988, 2003



## FIRST DOWNS

### Most Seasons Leading League (Total)

7 1965, 1969, 1980, 1981, 1982, 1983, 1985

### Most, Season

401 2021  
380 1985  
379 1981

### Most, Game

35 Oct. 19, 1986 at Kansas City  
34 Nov. 18, 1984 vs. Miami (OT)  
Dec. 20, 1982 vs. Cincinnati  
33 Nov. 21, 2021 vs. Pittsburgh  
Sept. 9, 2018 vs. Kansas City  
Sept. 15, 2013 at Philadelphia  
Oct. 31, 2004 vs. Oakland

### Most, Game, Both Teams

62 Sept. 15, 1985 vs. Seattle  
60 Sept. 10, 2023 vs. Miami  
58 Dec. 29, 2002 vs. Seattle (OT)  
Sept. 22, 1985 at Cincinnati  
Nov. 18, 1984 vs. Miami (OT)

### Fewest, Season

198 1973, 1975  
208 1961  
217 1962

### Fewest, Game

3 Nov. 30, 1975 at Denver (OT)  
5 Nov. 16, 2003 at Denver  
Oct. 5, 1970 vs. Oakland  
6 Dec. 24, 2000 vs. Pittsburgh  
Nov. 22, 1987 at Seattle

### Most Seasons Leading League (Rushing)

3 1963, 1965, 2006

### Most by Rushing, Season

137 2006  
131 2004  
127 1965, 1981

### Most by Rushing, Game

19 Nov. 27, 1960 vs. Oakland  
18 Oct. 3, 1965 vs. Houston Oilers  
17 (4x) Last: Sept. 10, 2023 vs. Miami

### Fewest by Rushing, Game

0 Dec. 5, 2010 vs. Oakland  
Nov. 14, 1999 at Oakland  
1 (19x) Last: Dec. 15, 2024 vs. Tampa Bay  
2 (54x) Last: Oct. 16, 2023 vs. Dallas

### Most Seasons Leading League (Passing)

7 1968, 1971, 1980, 1981, 1982, 1983, 1985

### Most by Passing, Season

259 1985  
256 2021  
244 1980

### Most by Passing, Game

27 Sept. 15, 1985 vs. Seattle  
26 Oct. 18, 2015 at Green Bay  
23 Dec. 20, 1982 vs. Cincinnati  
Oct. 19, 1980 vs. N.Y. Giants

### Fewest by Passing, Season

89 1975  
93 1973  
110 1961

### Fewest by Passing, Game

0 Sept. 20, 1998 at Kansas City  
1 Nov. 30, 1975 at Denver (OT)  
2 (3x) Last: Nov. 16, 2003 at Denver

### Most Seasons Leading League (Penalty)

2 1960, 1970

### Most by Penalty, Season

39 2013, 2019  
37 2004, 2014  
36 2016, 2020

### Most by Penalty, Game

7 Oct. 17, 2022 vs. Denver (OT)  
Nov. 13, 2016 vs. Tennessee  
Nov. 15, 1998 vs. Baltimore  
Nov. 30, 1997 vs. Denver  
6 (5x) Last: Nov. 30, 2014 at Baltimore  
5 (23x) Last: Nov. 21, 2021 vs. Pittsburgh

### Fewest by Penalty, Season

11 1975  
12 1964  
13 1968

## NET YARDS GAINED

### Most Seasons Leading League

8 1963, 1965, 1980, 1981, 1982, 1983, 1985, 2010

### Most, Season

6,744 1981  
6,634 2021  
6,535 1985

### Most, Game

661 Dec. 20, 1982 vs. Cincinnati  
593 Nov. 10, 1985 vs. L.A. Raiders  
581 Oct. 20, 1968 vs. Denver

### Most, Game, Both Teams

1,102 Dec. 20, 1982 vs. Cincinnati  
1,057 Oct. 20, 1968 vs. Denver  
1,050 Sept. 15, 2013 at Philadelphia

### Fewest, Season

3,411 1975  
3,622 1973  
3,953 1970

### Fewest, Game

70 Nov. 2, 1969 at Denver  
93 Oct. 5, 1975 vs. Oakland  
96 Nov. 16, 2003 at Denver

### Most Total Offensive Plays, Season

1,154 1984, 2022  
1,135 1980  
1,129 1981

### Fewest Total Offensive Plays, Season

617 1982<sup>†</sup>  
753 1963  
759 1964

## RUSHING

### Most Seasons Leading League (Attempts)

1 1965

### Most Attempts, Season

590 1978  
525 2004  
522 2006

### Most Attempts, Game

58 Nov. 20, 1977 vs. Oakland  
53 Dec. 16, 2007 vs. Detroit  
Sept. 10, 1978 vs. Oakland  
Dec. 3, 1972 vs. Oakland  
52 Nov. 27, 1960 vs. Oakland

### Fewest Attempts, Season

267 1982<sup>†</sup>  
351 2000  
361 1966

### Most Seasons Leading League (Yards)

2 1963, 1965

### Most Yards, Season

2,578 2006  
2,257 1990  
2,248 1991

### Most Yards, Game

289 Dec. 28, 2008 vs. Denver  
287 Oct. 13, 1963 vs. N.Y. Jets  
274 Dec. 16, 2007 vs. Detroit

### Fewest Yards, Game

2 Dec. 17, 1961 vs. Boston  
3 Nov. 19, 1961 vs. Dallas Texans  
11 Nov. 20, 1960 vs. Buffalo

### Most Seasons Leading League (Touchdowns)

4 1961, 1981, 1982, 2006

### Most Touchdowns, Season

32 2006  
26 1981  
25 1979

### Fewest Touchdowns, Season

4 2012, 2015  
5 1997  
6 2014

### Most Touchdowns, Game

5 (4x) Last: Dec. 28, 2008 vs. Denver  
4 (22x) Last: Dec. 25, 2009 at Tennessee  
3 (49x) Last: Sept. 10, 2023 vs. Miami

## RUSHING AVERAGE

### Most Seasons Leading League

6 1960, 1963, 1965, 1969, 1991, 2003

### Most, Season

5.6 1963  
5.1 2003  
4.9 2006

### Highest, Game

11.69 Sept. 28, 2025 at N.Y. Giants  
8.52 Dec. 24, 1967 vs. N.Y. Jets  
8.44 Dec. 22, 1963 vs. Denver

## PASSING

### Most Seasons Leading League (Attempts)

3 1968, 1984, 1985

### Most Attempts, Season

711 2022

674 2021

667 2015

### Most Attempts, Game

65 Oct. 18, 2015 at Green Bay

Oct. 19, 1986 at Kansas City

64 Jan. 9, 2022 at Las Vegas (OT)

58 Oct. 25, 2015 vs. Oakland

Dec. 22, 1985 at Kansas City

### Fewest Attempts, Season

337 1975

338 1982†

349 1974

### Fewest Attempts, Game

6 Dec. 19, 2004 at Cleveland

10 Dec. 18, 1988 vs. Kansas City

11 (2x) Last: Oct. 28, 2007 vs. Houston

### Most Seasons Leading League (Completions)

3 1983, 1984, 1985

### Most Completions, Season

485 2022

443 2021

442 2015

### Most Completions, Game

43 Oct. 18, 2015 at Green Bay

41 Sept. 24, 2023 at Minnesota

39 Dec. 11, 2022 vs. Miami

### Fewest Completions, Game

1 at Kansas City Sept. 20, 1998

3 vs. Oakland Oct. 5, 1975

4 at Cleveland Dec. 19, 2004

vs. Kansas City Nov. 2, 1986

### Most Seasons Leading League (Net Yards)

11 1965, 1968, 1971, 1978, 1979, 1980, 1981, 1982,  
1983, 1985, 2017

### Most Net Yards Gained, Season

4,870 1985

4,800 2021

4,739 1981

### Most Net Yards Gained, Game

494 Sept. 15, 1985 vs. Seattle

488 Oct. 18, 2015 at Green Bay

486 Dec. 20, 1982 vs. Cincinnati

### Fewest Net Yards Gained, Season

1,610 1975

1,808 1973

2,244 1977

### Fewest Net Yards Gained, Game

-22 Oct. 5, 1975 vs. Oakland

-19 Sept. 20, 1998 at Kansas City

7 Sept. 16, 1973 at Washington

## Most Seasons Leading League (Touchdowns)

5 1971, 1981, 1982, 1985, 2008

### Most Touchdowns, Season

38 2021

37 1985

34 1981, 2008

### Fewest Touchdowns, Season

7 1975

9 1973

11 1977, 1988, 1998

### Most Touchdowns, Game

7\* Nov. 22, 1981 at Oakland

5 (9x) Last: Oct. 31, 2004 vs. Oakland

4 (35x) Last: Nov. 12, 2023 vs. Detroit

### Most Seasons Leading League (Fewest INTs)

3 1966, 2004, 2024

### Most Had Intercepted, Season

34 1962, 1998

33 1968, 1983, 1986

30 1964, 1973, 1978, 1985, 2000

### Most Had Intercepted, Game

7 Dec. 13, 1998 at Seattle

Dec. 8, 1968 vs. Kansas City

6 (6x) Last: Oct. 24, 1999 vs. Green Bay

5 (14x) Last: Dec. 27, 1987 at Denver

### Fewest Had Intercepted, Season

3 2024

8 2004, 2023

9 2006

## SACKED ATTEMPTING TO PASS

### Most Seasons Leading League (Least Sacked)

5 1963, 1964, 1967, 1968, 2017

### Most Times, Season

57 1970

53 2000

51 1997

### Fewest Times, Season

11 1967

12 1982†

18 1968, 2017

### Most Times Sacked Opponent, Season

62 1986

61 2006

60 1980

### Most Times Sacked Opponent, Game

11 Dec. 23, 2012 at N.Y. Jets

Nov. 16, 1986 vs. Dallas

10 Sept. 24, 1978 vs. Green Bay

9 (5x) Last: Dec. 24, 2016 at Cleveland

## INTERCEPTIONS

### Most Seasons Leading League (Interceptions)

3 1961, 2007, 2016

### Most, Season

49\* 1961

31 1969

30 1964, 2007

### Most, Game

6 (6x) Last: Nov. 11, 2007 vs. Indianapolis

5 (9x) Last: Nov. 19, 2017 vs. Buffalo

4 (31x) Last: Dec. 1, 2024 at Atlanta

### Most, Game, Both Teams

10 Dec. 13, 1998 at Seattle

9 Sept. 21, 1980 at Denver

Nov. 1, 1964 at Oakland

8 (11x) Last: Nov. 11, 2007 vs. Indianapolis

### Fewest, Season

7 2014

9 1970, 2023

10 2005

### Most Consecutive Games

46\* 1960-63

### Most Seasons Leading League (Return Yards)

2 1961, 1964

### Most Yards Returned, Season

929\* 1961

562 1979

499 1984

### Most Yards Returned, Game

194 Sept. 24, 1961 vs. Houston Oilers

174 Oct. 29, 1961 vs. Denver

171 Nov. 18, 1979 vs. Pittsburgh

### Fewest Yards Returned, Season

31 2023

65 2014

90 1970

### Most Seasons Leading League (Return TDs)

1 1961

### Most Touchdowns by Returns, Season

9\* 1961

5 2012

4 1984, 2000

### Most Touchdowns by Returns, Game

2 Nov. 28, 2010 at Indianapolis

Oct. 29, 1961 vs. Denver

1 (94x) Last: Dec. 1, 2024 at Atlanta

## PUNTS

### Most, Season

95 1998  
92 2000  
90 1997

### Most, Game

11 (5x) Last: Oct. 11, 1998 at Oakland  
10 (11x) Last: Nov. 12, 2017 at Jacksonville  
9 (12x) Last: Dec. 24, 2017 at N.Y. Jets

### Fewest, Season

23 1982<sup>†</sup>  
45 1972  
47 2011

### Fewest, Game

0 (9x) Last: Oct. 23, 2025 vs. Minnesota  
1 (40x) Last: Oct. 19, 2025 vs. Indianapolis  
2 (90x) Last: Nov. 30, 2025 vs. Las Vegas

### Fewest, Game, Both Teams

1 (3x) Last: Sept. 19, 2021 vs. Dallas  
2 (9x) Last: Dec. 16, 2021 vs. Kansas City  
3 (20x) Last: Oct. 19, 2025 vs. Indianapolis

## PUNT YARDS

### Most Seasons Leading League (Yards)

1 1962

### Most, Season

4,248 2000  
4,174 1998  
3,972 1997

### Most, Game

522 Oct. 11, 1998 at Oakland  
493 Nov. 18, 2012 at Denver  
492 Nov. 10, 1974 at Kansas City

### Fewest, Season

868 1982<sup>†</sup>  
1,813 1972  
2,123 2021

### Most Seasons Leading League (Average)

4 1960, 1969, 1987, 2000

### Highest Average, Season

49.5 2025  
48.1 2017  
47.5 2011  
47.0 2019

### Lowest Average, Season

36.3 1978  
36.5 1979  
36.8 1975

## PUNT RETURNS

### Most Seasons Leading League (Returns)

1 1965

### Most, Season

57 1978  
52 1979  
49 2003

### Most, Game

8 (4x) Last: Dec. 7, 2003 at Detroit  
7 (7x) Last: Dec. 7, 1978 at Houston  
6 (13x) Last: Dec. 20, 2015 vs. Miami

### Fewest, Season

12 1982<sup>†</sup>  
18 2021  
20 2015

### Most Seasons Leading League (Fair Catches)

4 1968, 1969, 1991, 2024

### Most Fair Catches, Season

32 1969  
31 2024  
29 2023

### Most Fair Catches, Game

6 (3x) Last: Dec. 10, 2023 vs. Denver  
5 (3x) Last: Sept. 3, 2000 at Oakland  
4 (16x) Last: Sept. 21, 2025 vs. Denver

### Fewest Fair Catches, Season

0 1960, 1961, 1962, 1963, 1964, 1965, 1975  
1 1976  
3 1977

## PUNT RETURN YARDS

### Most Seasons Leading League (Return Yards)

1 1965

### Most, Season

590 1978  
559 1996  
542 1998

### Most, Game

168 Nov. 2, 1997 at Cincinnati  
151 Sept. 20, 1965 vs. Kansas City  
139 Nov. 5, 1961 vs. Titans of N.Y.

### Fewest, Season

84 2015  
100 2020  
107 2021

### Most Seasons Leading League (Average)

3 1965, 1966, 1973

### Highest Average, Season

16.0 2023  
15.5 1961  
14.7 1996

### Lowest Average, Season

4.2 2015  
5.4 2019  
5.6 1970, 2020

## PUNT RETURN TOUCHDOWNS

### Most Seasons Leading League

8 1965, 1973, 1990, 1994, 1995, 1997, 2018,  
2023

### Most, Season

3 1997  
2 1965, 1973, 1990, 1994  
1 (17x) Last: 2023

### Most, Game

2<sup>†</sup> Nov. 2, 1997 at Cincinnati  
1 (26x) Last: Nov. 6, 2023 at N.Y. Jets

## KICKOFF RETURNS

### Most Seasons Leading League

2 1982, 2003

### Most, Season

84 2003  
83 2000  
75 1997

### Most, Game

9 (7x) Last: Nov. 3, 2002 vs. N.Y. Jets  
8 (15x) Last: Oct. 26, 2008 at N.O. in London  
7 (52x) Last: Dec. 15, 2024 vs. Tampa Bay

### Most, Game, Both Teams

17 Dec. 8, 1985 vs. Pittsburgh  
16 Dec. 18, 1960 vs. Titans of New York  
15 (3x) Last: Oct. 2, 1983 at N.Y. Giants

## KICKOFF RETURN YARDS

### Most Seasons Leading League (Return Yards)

1 1962

### Most, Season

1,804 2003  
1,792 2000  
1,716 2001

### Most, Game

269 Nov. 18, 2001 at Oakland  
242 Oct. 21, 1973 vs. Atlanta  
232 Dec. 13, 1964 vs. Kansas City

### Fewest, Season

390 2023  
474 2017  
508 2016

### Most Seasons Leading League (Average)

3 1988, 1990, 2001

### Highest Average, Season

27.6 2024  
26.0 2001  
25.6 2011

### Lowest Average, Season

16.5 1961  
17.5 1986  
18.0 1992

## KICKOFF RETURN TOUCHDOWNS

### Most Seasons Leading League

6 1988, 1989, 1991, 1995, 2001, 2011

### Most, Season

2 1988, 1994, 1995, 2001  
1 1962, 1985, 1989, 1991, 1997, 2000, 2004,  
2007, 2008, 2011, 2012, 2021

### Most, Game

1 (20x) Last: Jan. 2, 2022 vs. Denver

## PENALTIES

### Most, Season

137 1998  
129 1997  
128 1981

### Most, Game

19 Nov. 16, 1997 at Kansas City  
16 Nov. 15, 1998 vs. Baltimore  
15 Nov. 3, 1997 at Indianapolis

### Fewest, Season

63 1969  
64 1982<sup>†</sup>  
68 1966

### Fewest, Game

0 (5x) Last: Oct. 9, 2011 at Denver  
1 (31x) Last: Jan. 7, 2024 vs. Kansas City  
2 (42x) Last: Dec. 19, 2024 vs. Denver

### Most Seasons Leading League (Fewest Penalty Yds)

1 1976

### Most Yards, Season

1,229 1998  
1,101 1997  
1,039 1988

### Most Yards, Game

148 Oct. 13, 1963 vs. N.Y. Jets  
146 Nov. 15, 1998 vs. Baltimore  
Nov. 16, 1997 at Kansas City  
138 Nov. 16, 1981 at Seattle



## FUMBLES

### Most Seasons Leading League (Fewest Fumbles)

4 1963, 1966, 1993, 2021

### Most, Season

44 1985

42 1983

40 1972, 1973, 1980

### Most, Game

9 Sept. 24, 1978 vs. Green Bay

7 Sept. 30, 1973 vs. Cincinnati

6 (5x) Last: Dec. 13, 1987 vs. Pittsburgh

### Most by Opponent, Game

9 Nov. 15, 1964 at Kansas City

7 (3x) Last: Sept. 9, 2001 vs. Washington

6 (6x) Last: Dec. 9, 1995 vs. Arizona

### Most, Game, Both Teams

11 (3x) Last: Oct. 13, 1985 vs. Kansas City

10 (5x) Last: Nov. 25, 1990 vs. Seattle

9 (7x) Last: Sept. 9, 2001 vs. Washington

### Fewest, Season

10 2021

13 1993

14 2009, 2013

### Most Seasons Leading League (Fewest Lost Fum.)

5 1963, 1966, 1970, 1979, 1993

### Most Lost, Season

22 1980, 1981, 1983

21 1973, 1978

20 1972, 1987, 2000

### Most Lost, Game

6 Sept. 24, 1978 vs. Green Bay

4 (11x) Last: Dec. 14, 2023 at Las Vegas

3 (41x) Last: Nov. 26, 2023 vs. Baltimore

### Most Own Recovered, Season

25 1985

21 1979

20 1972, 1973, 1975, 1983

### Most Own Recovered, Game

5 (5x) Last: Dec. 26, 1999 vs. Oakland

4 (7x) Last: Sept. 14, 2014 vs. Seattle

3 (43x) Last: Nov. 6, 2023 at N.Y. Jets

### Fewest Own Recovered, Season

3 2021

4 1963, 2013

7 1989, 2009

### Most Opponents Recovered, Season

22 1986

18 1973, 1979, 1980, 1981, 2007

17 1960, 1961, 1963, 1983, 1984

### Fewest Opponents Recovered, Season

3 2019

4 2011

5 1963

## POINTS ALLOWED

### Most Seasons Leading League (Fewest Points)

3 1961, 1963, 2024

### Most, Season

462 1983

459 2021

441 2003

### Most, Game

63 Dec. 14, 2023 at Las Vegas

57 Oct. 1, 2000 at St. Louis

52 Nov. 25, 1984 at Pittsburgh

### Most, Quarter

31 Dec. 8, 1963 at Oakland (4th quarter)

30 Nov. 20, 1983 at St. Louis Cardinals (2nd quarter)

28 (5x) Last: Nov. 28, 1999 at Min. (2nd quarter)

### Fewest, Season

205 1977

219 1961

221 1982<sup>†</sup>

### Fewest, Game

0 (19x) Last: Dec. 3, 2023 at New England

3 (18x) Last: Sept. 15, 2024 at Carolina

6 (20x) Last: Nov. 6, 2023 at N.Y. Jets

## FIRST DOWNS ALLOWED

### Most Seasons Leading League (Fewest Total)

1 2010

### Most, Season

383 2021

365 1981

364 1985

### Most, Game

34 Sept. 14, 2008 at Denver

Dec. 29, 2002 vs. Seattle

Nov. 19, 2000 at Denver

33 Sept. 26, 2021 at Kansas City

Sept. 23, 2018 at L.A. Rams

Nov. 23, 2003 vs. Cincinnati

32 Oct. 4, 2009 at Pittsburgh

### Fewest, Season

190 1965

196 1982<sup>†</sup>

224 1962

### Fewest, Game

5 Dec. 12, 2010 vs. Kansas City

Sept. 19, 1976 at Tampa Bay

6 Oct. 11, 1998 at Oakland

Oct. 22, 1961 at Oakland

7 (6x) Last: Sept. 15, 2024 at Carolina

### Most by Rushing, Season

154 1975

144 2021

143 1971

### Most by Rushing, Game

19 (3x) Last: Nov. 22, 1987 at Seattle

17 Sept. 23, 1962 vs. Houston

16 (3x) Last: Nov. 16, 2025 at Jacksonville

### Fewest by Rushing, Season

54 1965

65 1982<sup>†</sup>

71 1969

### Fewest by Rushing, Game

0 (5x) Last: Nov. 28, 2010 at Indianapolis

1 (27x) Last: Nov. 30, 2025 vs. Las Vegas

2 (47x) Last: Nov. 6, 2023 at N.Y. Jets

### Most Seasons Leading League (Fewest Passing)

1 2014

### Most by Passing, Season

218 1985

216 1981

213 2008

### Most by Passing, Game

24 Nov. 19, 2000 at Denver

23 Sept. 10, 2023 vs. Miami

Sept. 18, 2011 at New England

22 (4x) Last: Nov. 15, 2009 vs. Philadelphia

### Fewest by Passing, Season

105 1977

114 1971

116 1965

### Fewest by Passing, Game

1 (3x) Last: Dec. 28, 2003 vs. Oakland

2 (6x) Last: Dec. 19, 2004 at Cleveland

3 (13x) Last: Sept. 15, 2024 at Carolina

### Most Seasons Leading League (Fewest Penalty)

1 1992

### Most by Penalty, Season

41 2000, 2004, 2014

40 2021

35 1981, 1997, 1998

### Most by Penalty, Game

7 Sept. 24, 2023 at Minnesota

Nov. 5, 2006 vs. Cleveland

6 (9x) Last: Sept. 24, 2017 vs. Kansas City

5 (23x) Last: Jan. 9, 2022 at Las Vegas (OT)

### Fewest by Penalty, Season

12 1982<sup>†</sup>

13 1969, 1992

14 1976

## NET YARDS ALLOWED

### Most Seasons Leading League (Fewest Net Yards)

4 1961, 1965, 1998, 2010

### Most, Season

6,265 1985

6,170 2023

6,136 1981

### Most, Game

614 Oct. 1, 2000 at St. Louis

591 Dec. 29, 2002 vs. Seattle

553 Sept. 22, 1996 at Oakland

### Fewest, Season

3,253 1982<sup>†</sup>

3,268 1965

3,652 1977

### Fewest, Game

58 Oct. 22, 1961 at Oakland

67 Dec. 12, 2010 vs. Kansas City

99 Nov. 1, 1992 vs. Indianapolis

## RUSHING ALLOWED

### Most Seasons Leading League (Fewest Att.)

3 1965, 1979, 2004

### Most Attempts, Season

606 1975

559 1973

552 1983

### Most Attempts, Game

61 Oct. 25, 1981 at Chicago (OT)

60 Nov. 30, 1975 at Denver (OT)

59 Sept. 18, 1977 at Oakland

### Fewest Attempts, Season

230 1982<sup>†</sup>

306 1965

355 2004

### Fewest Attempts, Game

9 Dec. 16, 2007 vs. Detroit

Sept. 7, 1986 vs. Miami

10 (2x) Last: Sept. 16, 2012 vs. Tennessee

11 (7x) Last: Oct. 23, 2025 vs. Minnesota

### Most Seasons Leading League (Fewest Yards)

3 1965, 1998, 2005

### Most Yards, Season

2,478 2022

2,442 1975

2,403 1966

### Most Yards, Game

378 Nov. 4, 2007 at Minnesota

355 Dec. 20, 2014 at San Francisco

328 Nov. 30, 1975 at Denver (OT)

### Fewest Yards, Season

961 1982<sup>†</sup>

1,094 1965

1,140 1998

### Fewest Yards, Game

2 Oct. 22, 1961 at Oakland

11 Dec. 17, 2000 at Carolina

13 Oct. 5, 1997 at Oakland

### Most Seasons Leading League (Fewest TDs)

3 1961, 1963, 2024

### Most Touchdowns, Season

26 1983

25 1971, 1981, 1985

23 1973, 1984

### Fewest Touchdowns, Season

7 1961, 1965, 2024

8 1999, 2011

10 (12x) Last: 2012

### Most Touchdowns, Game

5 Oct. 21, 1973 vs. Atlanta

Sept. 18, 1960 at Houston

4 (12x) Last: Nov. 16, 2024 at Jacksonville

3 (52x) Last: Oct. 19, 2025 vs. Indianapolis

## PASSING ALLOWED

### Most Seasons Leading League (Fewest Att.)

2 1966, 2019

### Most Attempts, Season

636 1996

607 2002, 2004

605 2008

### Most Attempts, Game

61 Sept. 20, 1987 vs. St. Louis

58 (2x) Last: Oct. 3, 2004 vs. Tennessee

57 (2x) Last: Sept. 22, 1996 at Oakland

### Fewest Attempts, Season

330 1977

341 1973

342 1982<sup>†</sup>

### Fewest Attempts, Game

7 Nov. 6, 1977 at Detroit

12 (2x) Last: Dec. 10, 1972 at Denver

13 (4x) Last: Oct. 4, 1987 at Cincinnati

### Most Seasons Leading League (Fewest Cmp.)

1 1966

### Most Completions, Season

411 2008

389 2023

375 2002

### Most Completions, Game

40 Dec. 20, 1982 vs. Cincinnati

39 Oct. 3, 2004 vs. Tennessee

37 Oct. 9, 1994 Kansas City

### Fewest Completions, Season

170 1966

172 1977

177 1973

### Fewest Completions, Game

3 Sept. 19, 1976 at Tampa Bay

5 (5x) Last: Oct. 4, 1987 at Cincinnati

6 (6x) Last: Dec. 28, 2003 vs. Oakland

### Most Seasons Leading League (Fewest Net Yds)

4 1961, 1964, 1965, 2010

### Most Net Yards, Season

4,311 1981

4,295 2002

4,293 1985

### Most Net Yards, Game

466 Sept. 10, 2023 vs. Miami

453 Nov. 10, 2002 at St. Louis

451 Oct. 1, 2000 at St. Louis

### Fewest Net Yards, Season

1,725 1977

2,155 1966

2,174 1965

### Fewest Net Yards, Game

-13 Oct. 4, 1987 at Cincinnati

-4 Sept. 19, 1976 at Tampa Bay

0 Dec. 28, 2003 vs. Oakland

Dec. 6, 1970 vs. Cincinnati

### Most Seasons Leading League (Fewest TDs)

4 1963, 1965, 1966, 1979

### Most Touchdowns, Season

36 2003

33 2000

31 1997

### Most Touchdowns, Game

5 (9x) Last: Dec. 14, 2023 at Las Vegas

4 (32x) Last: Dec. 15, 2024 vs. Tampa Bay

3 (117x) Last: Nov. 17, 2024 vs. Cincinnati

### Fewest Touchdowns, Season

10 1982<sup>†</sup>

11 1979

13 1966, 1970, 1974

## PUNT RETURNS ALLOWED

### Most Seasons Leading League (Fewest Returns)

7 1960, 1963, 1966, 1967, 1968, 1982, 2004

### Most by Opponents, Season

56 1988

51 1996, 2000

49 1998

### Fewest by Opponents, Season

7 1982<sup>†</sup>

16 1968

17 1960, 1972

### Most Yards by Opponents, Season

722 2000

612 1996

601 1976

### Most Yards by Opponent, Game

160 Sept. 13, 2010 at Kansas City

150 Dec. 27, 1987 at Denver

145 Dec. 6, 2020 vs. New England

## KICKOFF RETURNS ALLOWED

### Most Seasons Leading League (Fewest Returns)

1 1975

### Most by Opponent, Season

90 2006

88 1981

87 2009

### Fewest by Opponent, Season

11 2023

15 2022

21 2016

### Most by Opponent, Game

10 (4x) Last: Dec. 16, 2007 vs. Detroit

9 (7x) Last: Nov. 28, 2010 at Indianapolis

8 (25x) Last: Nov. 24, 2013 at Kansas City

# CAREER TOP-10

## RUSHING YARDS

|     |                               |        |
|-----|-------------------------------|--------|
| 1.  | LaDainian Tomlinson, 2001-09  | 12,490 |
| 2.  | Paul Lowe, 1960-68            | 4,972  |
| 3.  | Austin Ekeler, 2017-23        | 4,355  |
| 4.  | Marion Butts, 1989-93         | 4,297  |
| 5.  | Melvin Gordon, 2015-19        | 4,240  |
| 6.  | Ryan Mathews, 2010-14         | 4,061  |
| 7.  | Natrone Means, 1993-95, 98-99 | 3,885  |
| 8.  | Chuck Muncie, 1980-84         | 3,309  |
| 9.  | Don Woods, 1974-80            | 2,858  |
| 10. | Keith Lincoln, 1961-66, 68    | 2,698  |

## RUSHING TOUCHDOWNS

|     |                               |     |
|-----|-------------------------------|-----|
| 1.  | LaDainian Tomlinson, 2001-09  | 138 |
| 2.  | Chuck Muncie, 1980-84         | 43  |
| 3.  | Austin Ekeler, 2017-23        | 39  |
| 4.  | Paul Lowe, 1960-68            | 38  |
| 5.  | Melvin Gordon, 2015-19        | 36  |
| 6.  | Natrone Means, 1993-95, 98-99 | 34  |
| 7.  | Marion Butts, 1989-93         | 31  |
| 8.  | Ryan Mathews, 2010-14         | 23  |
| 9.  | Mike Tolbert, 2008-11         | 20  |
| 10. | Tim Spencer, 1985-90          | 19  |

## RUSHING ATTEMPTS

|     |                               |       |
|-----|-------------------------------|-------|
| 1.  | LaDainian Tomlinson, 2001-09  | 2,880 |
| 2.  | Melvin Gordon, 2015-19        | 1,059 |
| 3.  | Marion Butts, 1989-93         | 1,031 |
| 4.  | Paul Lowe, 1960-68            | 1,015 |
| 5.  | Natrone Means, 1993-95, 98-99 | 1,013 |
| 6.  | Austin Ekeler, 2017-23        | 990   |
| 7.  | Ryan Mathews, 2010-14         | 923   |
| 8.  | Chuck Muncie, 1980-84         | 773   |
| 9.  | Don Woods, 1974-80            | 713   |
| 10. | Keith Lincoln, 1961-66, 68    | 573   |

## TOTAL YARDS FROM SCRIMMAGE

|     |                              |        |
|-----|------------------------------|--------|
| 1.  | LaDainian Tomlinson, 2001-09 | 16,445 |
| 2.  | Antonio Gates, 2003-18       | 11,841 |
| 3.  | Keenan Allen, 2013-23, 25    | 11,265 |
| 4.  | Lance Alworth, 1962-70       | 9,721  |
| 5.  | Charlie Joiner, 1976-86      | 9,191  |
| 6.  | Austin Ekeler, 2017-23       | 8,239  |
| 7.  | Gary Garrison, 1966-76       | 7,562  |
| 8.  | Kellen Winslow, 1979-87      | 6,741  |
| 9.  | Wes Chandler, 1981-87        | 6,197  |
| 10. | Melvin Gordon, 2015-19       | 6,113  |

## PASSING YARDS

|     |                         |        |
|-----|-------------------------|--------|
| 1.  | Philip Rivers, 2004-19  | 59,271 |
| 2.  | Dan Fouts, 1973-87      | 43,040 |
| 3.  | John Hadl, 1962-72      | 26,938 |
| 4.  | Justin Herbert, 2020-25 | 23,935 |
| 5.  | Stan Humphries, 1992-97 | 16,085 |
| 6.  | Drew Brees, 2001-05     | 12,348 |
| 7.  | Jack Kemp, 1960-62      | 5,996  |
| 8.  | Doug Flutie, 2001-04    | 4,901  |
| 9.  | John Friesz, 1990-93    | 4,396  |
| 10. | Jim Harbaugh, 1999-2000 | 4,177  |

## TOUCHDOWN PASSES

|     |                             |     |
|-----|-----------------------------|-----|
| 1.  | Philip Rivers, 2004-19      | 397 |
| 2.  | Dan Fouts, 1973-87          | 254 |
| 3.  | John Hadl, 1962-72          | 201 |
| 4.  | Justin Herbert, 2020-25     | 158 |
| 5.  | Stan Humphries, 1992-97     | 85  |
| 6.  | Drew Brees, 2001-05         | 80  |
| 7.  | Jack Kemp, 1960-62          | 37  |
| 8.  | Tobin Rote, 1963-64         | 29  |
| 9.  | Doug Flutie, 2001-04        | 25  |
| 10. | Billy Joe Tolliver, 1989-90 | 21  |

## PASS ATTEMPTS

|     |                         |       |
|-----|-------------------------|-------|
| 1.  | Philip Rivers, 2004-19  | 7,591 |
| 2.  | Dan Fouts, 1973-87      | 5,604 |
| 3.  | John Hadl, 1962-72      | 3,640 |
| 4.  | Justin Herbert, 2020-25 | 3,322 |
| 5.  | Stan Humphries, 1992-97 | 2,350 |
| 6.  | Drew Brees, 2001-05     | 1,809 |
| 7.  | Jack Kemp, 1960-62      | 815   |
| 8.  | John Friesz, 1990-93    | 747   |
| 9.  | Doug Flutie, 2001-04    | 737   |
| 10. | Jim Harbaugh, 1999-2000 | 636   |

## PASS COMPLETIONS

|     |                         |       |
|-----|-------------------------|-------|
| 1.  | Philip Rivers, 2004-19  | 4,908 |
| 2.  | Dan Fouts, 1973-87      | 3,297 |
| 3.  | Justin Herbert, 2020-25 | 2,210 |
| 4.  | John Hadl, 1962-72      | 1,824 |
| 5.  | Stan Humphries, 1992-97 | 1,335 |
| 6.  | Drew Brees, 2001-05     | 1,125 |
| 7.  | Doug Flutie, 2001-04    | 408   |
| 8.  | John Friesz, 1990-93    | 401   |
| 9.  | Jack Kemp, 1960-62      | 389   |
| 10. | Jim Harbaugh, 1999-2000 | 372   |

## PASSES INTERCEPTED

|     |                         |     |
|-----|-------------------------|-----|
| 1.  | Dan Fouts, 1973-87      | 242 |
| 2.  | John Hadl, 1962-72      | 211 |
| 3.  | Philip Rivers, 2004-19  | 198 |
| 4.  | Stan Humphries, 1992-97 | 73  |
| 5.  | Justin Herbert, 2020-25 | 55  |
| 6.  | Drew Brees, 2001-05     | 53  |
| 7.  | Jack Kemp, 1960-62      | 49  |
| 8.  | Ryan Leaf, 1998-2000    | 33  |
| 9.  | Tobin Rote, 1963-64     | 32  |
| 10. | Craig Whelihan, 1995-98 | 29  |

## RECEIVING YARDS

|     |                           |        |
|-----|---------------------------|--------|
| 1.  | Antonio Gates, 2003-18    | 11,841 |
| 2.  | Keenan Allen, 2013-23, 25 | 11,152 |
| 3.  | Lance Alworth, 1962-70    | 9,584  |
| 4.  | Charlie Joiner, 1976-86   | 9,203  |
| 5.  | Gary Garrison, 1966-76    | 7,533  |
| 6.  | Kellen Winslow, 1979-87   | 6,741  |
| 7.  | Wes Chandler, 1981-87     | 6,132  |
| 8.  | Anthony Miller, 1988-93   | 5,582  |
| 9.  | Malcom Floyd, 2004-15     | 5,550  |
| 10. | Mike Williams, 2017-23    | 4,806  |

## RECEIVING TOUCHDOWNS

|     |                           |     |
|-----|---------------------------|-----|
| 1.  | Antonio Gates, 2003-18    | 116 |
| 2.  | Lance Alworth, 1962-70    | 81  |
| 3.  | Keenan Allen, 2013-23, 25 | 63  |
| 4.  | Gary Garrison, 1966-76    | 58  |
| 5.  | Charlie Joiner, 1976-86   | 47  |
| 6.  | Kellen Winslow, 1979-87   | 45  |
| 7.  | Wes Chandler, 1981-87     | 41  |
| 8.  | Vincent Jackson, 2005-11  | 37  |
| 9.  | Anthony Miller, 1988-93   | 37  |
| 10. | John Jefferson, 1978-80   | 36  |

## RECEPTIONS

|     |                              |     |
|-----|------------------------------|-----|
| 1.  | Keenan Allen, 2013-23, 25    | 964 |
| 2.  | Antonio Gates, 2003-18       | 955 |
| 3.  | Charlie Joiner, 1976-86      | 586 |
| 4.  | Kellen Winslow, 1979-87      | 541 |
| 5.  | LaDainian Tomlinson, 2001-09 | 530 |
| 6.  | Lance Alworth, 1962-70       | 493 |
| 7.  | Austin Ekeler, 2017-23       | 440 |
| 8.  | Gary Garrison, 1966-76       | 404 |
| 9.  | Ronnie Harmon, 1990-95       | 377 |
| 10. | Anthony Miller, 1988-93      | 374 |

## QUARTERBACK SACKS

|     |                              |       |
|-----|------------------------------|-------|
| 1.  | Leslie O'Neal, 1986, 1988-95 | 105.5 |
| 2.  | Joey Bosa, 2016-24           | 72.0  |
| 3.  | Shaun Phillips, 2004-12      | 69.5  |
| 4.  | Gary Johnson, 1975-84        | 67.0  |
| 5.  | Lee Williams, 1984-90        | 65.5  |
| 6.  | Fred Dean, 1975-81           | 53.5  |
| 7.  | Melvin Ingram, 2012-20       | 49.0  |
| 8.  | Junior Seau, 1990-2002       | 47.0  |
| 9.  | Raylee Johnson, 1993-2003    | 46.0  |
| 10. | Shawne Merriman, 2005-09     | 43.5  |
|     | Leroy Jones, 1976-83         | 43.5  |

## INTERCEPTIONS

|    |                                 |    |
|----|---------------------------------|----|
| 1. | Gill Byrd, 1983-92              | 42 |
| 2. | Dick Harris, 1960-65            | 29 |
| 3. | Rodney Harrison, 1994-2002      | 26 |
| 4. | Kenny Graham, 1964-69           | 25 |
| 5. | Mike Williams, 1975-82          | 24 |
| 6. | Joe Beauchamp, 1966-75          | 23 |
| 7. | Quentin Jammer, 2002-12         | 21 |
|    | Woodrowe Lowe, 1976-86          | 21 |
|    | Bob Howard, 1967-74             | 21 |
|    | Leslie "Speedy" Duncan, 1964-70 | 21 |

## INTERCEPTION RETURN YARDS

|     |                                 |     |
|-----|---------------------------------|-----|
| 1.  | Gill Byrd, 1983-92              | 546 |
| 2.  | Charlie McNeil, 1960-64         | 502 |
| 3.  | Kenny Graham, 1964-69           | 477 |
| 4.  | Joe Beauchamp, 1966-75          | 433 |
| 5.  | Dick Harris, 1960-65            | 413 |
| 6.  | Rodney Harrison, 1994-2002      | 345 |
| 7.  | Woodrowe Lowe, 1976-86          | 343 |
| 8.  | Darren Carrington, 1991-94      | 337 |
| 9.  | Leslie "Speedy" Duncan, 1964-70 | 322 |
| 10. | Glen Edwards, 1978-81           | 309 |

## INTERCEPTION TOUCHDOWNS

|    |                                 |   |
|----|---------------------------------|---|
| 1. | Kenny Graham, 1964-69           | 5 |
|    | Dick Harris, 1960-65            | 5 |
| 3. | Woodrowe Lowe, 1976-86          | 4 |
| 4. | Eric Weddle, 2007-13            | 3 |
|    | Joe Beauchamp, 1966-75          | 3 |
| 6. | Desmond King, 2017-20           | 2 |
|    | Shaun Phillips, 2004-12         | 2 |
|    | Demorrio Williams, 2012         | 2 |
|    | Antonio Cromartie, 2006-09      | 2 |
|    | Clinton Hart, 2004-09           | 2 |
|    | Donnie Edwards, 2002-06         | 2 |
|    | Rodney Harrison, 1994-2002      | 2 |
|    | Stanley Richard, 1991-94        | 2 |
|    | Donald Frank, 1990-93           | 2 |
|    | Gill Byrd, 1983-92              | 2 |
|    | Gary Johnson, 1975-84           | 2 |
|    | Leslie "Speedy" Duncan, 1964-70 | 2 |
|    | Earl Faison, 1961-66            | 2 |
|    | Charlie McNeil, 1960-64         | 2 |
|    | Bob Laraba, 1960-61             | 2 |

## TOUCHDOWNS SCORED

|     |                              |     |
|-----|------------------------------|-----|
| 1.  | LaDainian Tomlinson, 2001-09 | 153 |
| 2.  | Antonio Gates, 2003-18       | 116 |
| 3.  | Lance Alworth, 1962-70       | 83  |
| 4.  | Austin Ekeler, 2017-23       | 69  |
| 5.  | Keenan Allen, 2013-23, 25    | 64  |
| 6.  | Gary Garrison, 1966-76       | 58  |
| 7.  | Melvin Gordon, 2015-19       | 47  |
|     | Charlie Joiner, 1976-86      | 47  |
| 9.  | Paul Lowe, 1960-68           | 46  |
| 10. | Kellen Winslow, 1979-87      | 45  |
|     | Chuck Muncie, 1980-84        | 45  |



## POINTS SCORED

|   |            |
|---|------------|
| 1. John Carney, 1990-2000.....            | 1,076      |
| 2. LaDainian Tomlinson, 2001-09 .....     | 918        |
| 3. Nate Kaeding, 2004-12.....             | 889        |
| 4. Rolf Benirschke, 1977-86.....          | 766        |
| 5. Antonio Gates, 2003-18.....            | 700        |
| 6. Nick Novak, 2011-14, 17 .....          | 503        |
| 7. Lance Alworth, 1962-70.....            | 500        |
| 8. <b>Cameron Dicker, 2022-25.....</b>    | <b>462</b> |
| 9. Austin Ekeler, 2017-23.....            | 418        |
| 10. <b>Keenan Allen, 2013-23, 25.....</b> | <b>388</b> |

## FIELD GOALS

|  |            |
|--|------------|
| 1. John Carney, 1990-2000.....         | 261        |
| 2. Nate Kaeding, 2004-12.....          | 180        |
| 3. Rolf Benirschke, 1977-86.....       | 146        |
| 4. <b>Cameron Dicker, 2022-25.....</b> | <b>115</b> |
| 5. Nick Novak, 2011-14, 17 .....       | 110        |
| 6. Dennis Pardee, 1968-75.....         | 71         |
| 7. Michael Badgley, 2018-20.....       | 52         |
| 8. Josh Lambo, 2015-16.....            | 52         |
| 9. George Blair, 1961-64.....          | 50         |
| 10. Steve Christie, 2001-03.....       | 42         |

## FIELD GOAL ATTEMPTS

|  |            |
|--|------------|
| 1. John Carney, 1990-2000.....         | 320        |
| 2. Rolf Benirschke, 1977-86.....       | 208        |
| 3. Nate Kaeding, 2004-12.....          | 207        |
| 4. Nick Novak, 2011-14, 17 .....       | 130        |
| 5. <b>Cameron Dicker, 2022-25.....</b> | <b>123</b> |
| 6. Dennis Pardee, 1968-75.....         | 121        |
| 7. George Blair, 1961-64.....          | 80         |
| 8. Ray Wersching, 1973-76.....         | 68         |
| 9. Michael Badgley, 2018-20.....       | 65         |
| 10. Josh Lambo, 2015-16.....           | 64         |

## KICKOFF RETURN YARDS

|   |       |
|---|-------|
| 1. Darren Sproles, 2005-10.....         | 6,469 |
| 2. Ronney Jenkins, 2000-02.....         | 3,997 |
| 3. Andre Coleman, 1994-96.....          | 3,914 |
| 4. Leslie "Speedy" Duncan, 1964-70..... | 3,386 |
| 5. James Brooks, 1981-83.....           | 2,305 |
| 6. Kenny Bynum, 1997-2000.....          | 2,182 |
| 7. Lionel James, 1984-88.....           | 2,094 |
| 8. Nate Lewis, 1990-93.....             | 2,047 |
| 9. Artie Owens, 1976-79.....            | 1,998 |
| 10. Tim Dwight, 2001-04.....            | 1,876 |

## KICKOFF RETURN TOUCHDOWNS

|                                 |   |
|---------------------------------|---|
| 1. Andre Coleman, 1994-96.....  | 4 |
| 2. Ronney Jenkins, 2000-02..... | 3 |
| 3. Darren Sproles, 2005-10..... | 2 |
| 4. Anthony Miller, 1988-93..... | 2 |
| 5. Andre Roberts, 2021.....     | 1 |
| Micheal Spurlock, 2012.....     | 1 |
| Tim Dwight, 2001-04.....        | 1 |
| Richard Goodman, 2010-11.....   | 1 |
| Rodney Harrison, 1994-2002..... | 1 |
| Nate Lewis, 1990-93.....        | 1 |
| Jamie Holland, 1987-89.....     | 1 |
| Gary Anderson, 1985-88.....     | 1 |
| Keith Lincoln, 1960-66.....     | 1 |

## KICKOFF RETURNS

|   |     |
|---|-----|
| 1. Darren Sproles, 2005-10.....         | 258 |
| 2. Andre Coleman, 1994-96.....          | 166 |
| 3. Ronney Jenkins, 2000-02.....         | 165 |
| 4. Leslie "Speedy" Duncan, 1964-70..... | 134 |
| 5. Kenny Bynum, 1997-2000.....          | 107 |
| 6. James Brooks, 1981-83.....           | 105 |
| 7. Lionel James, 1984-88.....           | 99  |
| 8. Nate Lewis, 1990-93.....             | 92  |
| 9. Artie Owens, 1976-79.....            | 88  |
| 10. Tim Dwight, 2001-04.....            | 80  |

## PUNT RETURN YARDS

|   |            |
|---|------------|
| 1. Mike Fuller, 1975-80.....            | 2,388      |
| 2. Leslie "Speedy" Duncan, 1964-70..... | 1,651      |
| 3. Darrien Gordon, 1993-94, 96.....     | 1,407      |
| 4. Lionel James, 1984-88.....           | 1,193      |
| 5. Darren Sproles, 2005-10.....         | 935        |
| 6. Eric Parker, 2002-06.....            | 881        |
| 7. <b>Derius Davis, 2023-25.....</b>    | <b>696</b> |
| 8. James Brooks, 1981-83.....           | 565        |
| 9. Tim Dwight, 2001-04.....             | 508        |
| 10. Eric Metcalf, 1997.....             | 489        |

## PUNT RETURN TOUCHDOWNS

|   |          |
|---|----------|
| 1. Leslie "Speedy" Duncan, 1964-70..... | 4        |
| 2. Eric Metcalf, 1997.....              | 3        |
| 3. Darrien Gordon, 1993-94, 96.....     | 3        |
| 4. Desmond King, 2017-20.....           | 2        |
| Darren Sproles, 2005-10.....            | 2        |
| Lionel James, 1984-88.....              | 2        |
| Mike Fuller, 1975-80.....               | 2        |
| Ron Smith, 1973.....                    | 2        |
| 9. <b>Derius Davis, 2023-25.....</b>    | <b>1</b> |
| Travis Benjamin, 2017-19.....           | 1        |
| Micheal Spurlock, 2012.....             | 1        |
| Tim Dwight, 2001-04.....                | 1        |
| Andre Coleman, 1994-96.....             | 1        |
| Nate Lewis, 1990-93.....                | 1        |
| Kitrick Taylor, 1990-91.....            | 1        |
| Keith Lincoln, 1961-68.....             | 1        |

## PUNT RETURNS

|   |           |
|---|-----------|
| 1. Mike Fuller, 1975-80.....            | 212       |
| 2. Leslie "Speedy" Duncan, 1964-70..... | 138       |
| 3. Lionel James, 1984-88.....           | 124       |
| 4. Darren Sproles, 2005-10.....         | 114       |
| 5. Eric Parker, 2002-06.....            | 105       |
| 6. Darrien Gordon, 1993-94, 96.....     | 103       |
| 7. <b>Derius Davis, 2023-25.....</b>    | <b>52</b> |
| James Brooks, 1981-83.....              | 52        |
| 9. Desmond King, 2017-20.....           | 51        |
| 10. Tim Dwight, 2001-04.....            | 46        |

## SEASONS

|   |           |
|---|-----------|
| 1. David Binn, 1994-2010.....             | 17        |
| 2. Philip Rivers, 2004-16.....            | 16        |
| Antonio Gates, 2003-18.....               | 16        |
| 3. Dan Fouts, 1973-87.....                | 15        |
| Russ Washington, 1968-82.....             | 15        |
| 6. Doug Wilkerson, 1971-84.....           | 14        |
| Don Macek, 1976-89.....                   | 14        |
| 8. Mike Scifres, 2003-15.....             | 13        |
| Junior Seau, 1990-2002.....               | 13        |
| 10. <b>Keenan Allen, 2013-23, 25.....</b> | <b>12</b> |
| Jamal Williams, 1998-2009.....            | 12        |

## GAMES PLAYED

|                                  |     |
|----------------------------------|-----|
| 1. David Binn, 1994-2010.....    | 256 |
| 2. Antonio Gates, 2003-18.....   | 236 |
| 3. Philip Rivers, 2004-19.....   | 228 |
| 4. Junior Seau, 1990-2002.....   | 200 |
| Russ Washington, 1968-82.....    | 200 |
| 6. Mike Scifres, 2003-15.....    | 195 |
| Doug Wilkerson, 1971-84.....     | 195 |
| 8. Dan Fouts, 1973-87.....       | 181 |
| 9. Quentin Jammer, 2002-12.....  | 172 |
| 10. Charlie Joiner, 1976-86..... | 164 |
| Woodrow Lowe, 1976-86.....       | 164 |

# SINGLE-SEASON TOP-10

## RUSHING YARDS

|     |                           |       |
|-----|---------------------------|-------|
| 1.  | LaDainian Tomlinson, 2006 | 1,815 |
| 2.  | LaDainian Tomlinson, 2002 | 1,683 |
| 3.  | LaDainian Tomlinson, 2003 | 1,645 |
| 4.  | LaDainian Tomlinson, 2007 | 1,474 |
| 5.  | LaDainian Tomlinson, 2005 | 1,462 |
| 6.  | Natrone Means, 1994       | 1,350 |
| 7.  | LaDainian Tomlinson, 2004 | 1,335 |
| 8.  | Ryan Mathews, 2013        | 1,255 |
| 9.  | LaDainian Tomlinson, 2001 | 1,236 |
| 10. | Marion Butts, 1990        | 1,225 |

## RUSHING TOUCHDOWNS

|    |                           |    |
|----|---------------------------|----|
| 1. | LaDainian Tomlinson, 2006 | 28 |
| 2. | Chuck Muncie, 1981        | 19 |
| 3. | LaDainian Tomlinson, 2005 | 18 |
| 4. | LaDainian Tomlinson, 2004 | 17 |
| 5. | LaDainian Tomlinson, 2007 | 15 |
| 6. | LaDainian Tomlinson, 2002 | 14 |
| 7. | Austin Ekeler, 2022       | 13 |
|    | LaDainian Tomlinson, 2003 | 13 |
| 8. | Austin Ekeler, 2021       | 12 |
|    | LaDainian Tomlinson, 2009 | 12 |
|    | Natrone Means, 1994       | 12 |
|    | Chuck Muncie, 1983        | 12 |
|    | Clarence Williams, 1979   | 12 |

## RUSHING ATTEMPTS

|     |                           |     |
|-----|---------------------------|-----|
| 1.  | LaDainian Tomlinson, 2002 | 372 |
| 2.  | LaDainian Tomlinson, 2006 | 348 |
| 3.  | Natrone Means, 1994       | 343 |
| 4.  | LaDainian Tomlinson, 2005 | 339 |
|     | LaDainian Tomlinson, 2004 | 339 |
|     | LaDainian Tomlinson, 2001 | 339 |
| 7.  | LaDainian Tomlinson, 2007 | 315 |
| 8.  | LaDainian Tomlinson, 2003 | 313 |
| 9.  | Earnest Jackson, 1984     | 296 |
| 10. | LaDainian Tomlinson, 2008 | 292 |

## TOTAL YARDS FROM SCRIMMAGE

|     |                           |       |
|-----|---------------------------|-------|
| 1.  | LaDainian Tomlinson, 2003 | 2,370 |
| 2.  | LaDainian Tomlinson, 2006 | 2,323 |
| 3.  | LaDainian Tomlinson, 2002 | 2,172 |
| 4.  | LaDainian Tomlinson, 2007 | 1,949 |
| 5.  | LaDainian Tomlinson, 2005 | 1,832 |
| 6.  | LaDainian Tomlinson, 2004 | 1,776 |
| 7.  | Austin Ekeler, 2022       | 1,637 |
| 8.  | LaDainian Tomlinson, 2001 | 1,603 |
| 9.  | Lance Alworth, 1965       | 1,590 |
| 10. | Natrone Means, 1994       | 1,585 |

## PASSING YARDS

|     |                      |       |
|-----|----------------------|-------|
| 1.  | Justin Herbert, 2021 | 5,014 |
| 2.  | Dan Fouts, 1981      | 4,802 |
| 3.  | Philip Rivers, 2015  | 4,792 |
| 4.  | Justin Herbert, 2022 | 4,739 |
| 5.  | Dan Fouts, 1980      | 4,715 |
| 6.  | Philip Rivers, 2010  | 4,710 |
| 7.  | Philip Rivers, 2011  | 4,624 |
| 8.  | Philip Rivers, 2019  | 4,615 |
| 9.  | Philip Rivers, 2017  | 4,515 |
| 10. | Philip Rivers, 2013  | 4,478 |

## TOUCHDOWN PASSES

|    |                      |    |
|----|----------------------|----|
| 1. | Justin Herbert, 2021 | 38 |
| 2. | Philip Rivers, 2008  | 34 |
|    | Philip Rivers, 2016  | 33 |
|    | Dan Fouts, 1981      | 33 |
| 5. | Philip Rivers, 2018  | 32 |
|    | Philip Rivers, 2013  | 32 |
| 7. | Justin Herbert, 2020 | 31 |
|    | Philip Rivers, 2014  | 31 |
| 9. | Philip Rivers, 2010  | 30 |
|    | Dan Fouts, 1980      | 30 |

## PASS ATTEMPTS

|     |                      |     |
|-----|----------------------|-----|
| 1.  | Justin Herbert, 2022 | 699 |
| 2.  | Justin Herbert, 2021 | 672 |
| 3.  | Philip Rivers, 2015  | 661 |
| 4.  | Dan Fouts, 1981      | 609 |
| 5.  | Justin Herbert, 2020 | 595 |
| 6.  | Philip Rivers, 2019  | 591 |
| 7.  | Dan Fouts, 1980      | 589 |
| 8.  | Philip Rivers, 2011  | 582 |
| 9.  | Philip Rivers, 2016  | 578 |
| 10. | Philip Rivers, 2017  | 575 |

## PASS COMPLETIONS

|    |                      |     |
|----|----------------------|-----|
| 1. | Justin Herbert, 2022 | 477 |
| 2. | Justin Herbert, 2021 | 443 |
| 3. | Philip Rivers, 2015  | 437 |
| 4. | Justin Herbert, 2020 | 396 |
| 5. | Philip Rivers, 2019  | 390 |
| 6. | Philip Rivers, 2014  | 379 |
| 7. | Philip Rivers, 2013  | 378 |
| 8. | Philip Rivers, 2011  | 366 |
| 9. | Dan Fouts, 1981      | 360 |
|    | Philip Rivers, 2017  | 360 |

## PASSES INTERCEPTED

|    |                 |    |
|----|-----------------|----|
| 1. | John Hadl, 1968 | 32 |
| 2. | John Hadl, 1972 | 26 |
| 3. | John Hadl, 1971 | 25 |
|    | Jack Kemp, 1960 | 25 |
| 5. | Dan Fouts, 1980 | 24 |
|    | Dan Fouts, 1979 | 24 |
|    | John Hadl, 1962 | 24 |
| 8. | Dan Fouts, 1986 | 22 |
|    | John Hadl, 1967 | 22 |
|    | Jack Kemp, 1961 | 22 |

## RECEIVING YARDS

|     |                      |       |
|-----|----------------------|-------|
| 1.  | Lance Alworth, 1965  | 1,602 |
| 2.  | Keenan Allen, 2017   | 1,393 |
| 3.  | Lance Alworth, 1966  | 1,383 |
| 4.  | John Jefferson, 1980 | 1,340 |
| 5.  | Lance Alworth, 1968  | 1,312 |
| 6.  | Kellen Winslow, 1980 | 1,290 |
| 7.  | Anthony Miller, 1989 | 1,252 |
| 8.  | Keenan Allen, 2023   | 1,243 |
| 9.  | Lance Alworth, 1964  | 1,235 |
| 10. | Tony Martin, 1995    | 1,224 |

## RECEIVING TOUCHDOWNS

|     |                      |    |
|-----|----------------------|----|
| 1.  | Tony Martin, 1996    | 14 |
|     | Lance Alworth, 1965  | 14 |
| 3.  | Antonio Gates, 2004  | 13 |
|     | John Jefferson, 1980 | 13 |
|     | John Jefferson, 1978 | 13 |
|     | Lance Alworth, 1966  | 13 |
|     | Lance Alworth, 1964  | 13 |
| 8.  | Antonio Gates, 2014  | 12 |
|     | Gary Garrison, 1970  | 12 |
| 10. | Lance Alworth, 1963  | 11 |

## RECEPTIONS

|     |                           |     |
|-----|---------------------------|-----|
| 1.  | Keenan Allen, 2023        | 108 |
| 2.  | Austin Ekeler, 2022       | 107 |
| 3.  | Keenan Allen, 2021        | 106 |
| 4.  | Keenan Allen, 2019        | 104 |
| 5.  | Keenan Allen, 2017        | 102 |
| 6.  | Keenan Allen, 2020        | 100 |
|     | LaDainian Tomlinson, 2003 | 100 |
| 8.  | Keenan Allen, 2018        | 97  |
| 9.  | Austin Ekeler, 2019       | 92  |
| 10. | Tony Martin, 1995         | 90  |

## QUARTERBACK SACKS (since 1982)

|    |                       |      |
|----|-----------------------|------|
| 1. | Khalil Mack, 2023     | 17.0 |
|    | Shawne Merriman, 2006 | 17.0 |
|    | Leslie O'Neal, 1992   | 17.0 |
| 4. | Lee Williams, 1986    | 15.0 |
| 5. | Lee Williams, 1989    | 14.0 |
| 6. | Leslie O'Neal, 1990   | 13.5 |
| 7. | Marcellus Wiley, 2001 | 13.0 |
| 8. | Joey Bosa, 2017       | 12.5 |
|    | Shawne Merriman, 2007 | 12.5 |
|    | Leslie O'Neal, 1995   | 12.5 |
|    | Leslie O'Neal, 1994   | 12.5 |
|    | Leslie O'Neal, 1989   | 12.5 |
|    | Leslie O'Neal, 1986   | 12.5 |

## INTERCEPTIONS

|    |                              |    |
|----|------------------------------|----|
| 1. | Antonio Cromartie, 2007      | 10 |
| 2. | Charlie McNeil, 1961         | 9  |
| 3. | Ryan McNeil, 2001            | 8  |
|    | Dick Harris, 1963            | 8  |
|    | Claude Gibson, 1962          | 8  |
|    | Bob Zeman, 1961              | 8  |
| 7. | Casey Hayward, 2016          | 7  |
|    | Eric Weddle, 2011            | 7  |
|    | Darren Carrington, 1993      | 7  |
|    | Gill Byrd, 1990              | 7  |
|    | Gill Byrd, 1989              | 7  |
|    | Gill Byrd, 1988              | 7  |
|    | Danny Walters, 1983          | 7  |
|    | Bryant Salter, 1972          | 7  |
|    | Jim Hill, 1969               | 7  |
|    | Leslie "Speedy" Duncan, 1966 | 7  |
|    | Bud Whitehead, 1965          | 7  |
|    | Dick Harris, 1961            | 7  |

## INTERCEPTION RETURN YARDS

|     |                         |     |
|-----|-------------------------|-----|
| 1.  | Charlie McNeil, 1961    | 349 |
| 2.  | Stanley Richard, 1994   | 224 |
| 3.  | Vencie Glenn, 1987      | 166 |
| 4.  | Gill Byrd, 1984         | 157 |
| 5.  | Jeff Dale, 1986         | 153 |
| 6.  | Darren Carrington, 1992 | 152 |
| 7.  | Bob Laraba, 1961        | 151 |
| 8.  | Woodrow Lowe, 1979      | 150 |
| 9.  | Antonio Cromartie, 2007 | 144 |
| 10. | Dick Harris, 1961       | 140 |

## INTERCEPTION TOUCHDOWNS

|    |                         |   |
|----|-------------------------|---|
| 1. | Dick Harris, 1961       | 3 |
| 2. | Demorrio Williams, 2012 | 2 |
|    | Clinton Hart, 2005      | 2 |
|    | Stanley Richard, 1994   | 2 |
|    | Gill Byrd, 1984         | 2 |
|    | Woodrow Lowe, 1979      | 2 |
|    | Kenny Graham, 1969      | 2 |
|    | Joe Beauchamp, 1968     | 2 |
|    | Bob Laraba, 1961        | 2 |
|    | Charlie McNeil, 1961    | 2 |

## TOUCHDOWNS SCORED

|    |                           |    |
|----|---------------------------|----|
| 1. | LaDainian Tomlinson, 2006 | 31 |
| 2. | Austin Ekeler, 2021       | 20 |
|    | LaDainian Tomlinson, 2005 | 20 |
| 4. | Chuck Muncie, 1981        | 19 |
| 5. | Austin Ekeler, 2022       | 18 |
|    | LaDainian Tomlinson, 2007 | 18 |
|    | LaDainian Tomlinson, 2004 | 18 |
| 8. | LaDainian Tomlinson, 2003 | 17 |
| 9. | LaDainian Tomlinson, 2002 | 15 |
|    | Lance Alworth, 1964       | 15 |

**POINTS SCORED**

|                                    |     |
|------------------------------------|-----|
| 1. LaDainian Tomlinson, 2006 ..... | 186 |
| 2. Cameron Dicker, 2024 .....      | 150 |
| 3. Nate Kaeding, 2009 .....        | 146 |
| 4. Nick Novak, 2013 .....          | 144 |
| 5. Nate Kaeding, 2006 .....        | 136 |
| 6. John Carney, 1994 .....         | 135 |
| 7. Cameron Dicker, 2023 .....      | 128 |
| 8. Nate Kaeding, 2008 .....        | 127 |
| 9. Austin Ekeler, 2021 .....       | 124 |
| John Carney, 1993 .....            | 124 |

**FIELD GOALS**

|                               |    |
|-------------------------------|----|
| 1. Cameron Dicker, 2024 ..... | 39 |
| 2. Nick Novak, 2013 .....     | 34 |
| John Carney, 1994 .....       | 34 |
| 4. Nate Kaeding, 2009 .....   | 32 |
| 5. Cameron Dicker, 2023 ..... | 31 |
| John Carney, 1999 .....       | 31 |
| John Carney, 1993 .....       | 31 |
| 8. John Carney, 1996 .....    | 29 |
| 9. Nick Novak, 2011 .....     | 27 |
| Nate Kaeding, 2008 .....      | 27 |

**FIELD GOAL ATTEMPTS**

|                                |    |
|--------------------------------|----|
| 1. Cameron Dicker, 2024 .....  | 42 |
| 2. John Carney, 1993 .....     | 40 |
| 3. John Carney, 1994 .....     | 38 |
| 4. Nick Novak, 2013 .....      | 37 |
| 5. John Carney, 1999 .....     | 36 |
| John Carney, 1996 .....        | 36 |
| Rolf Benirschke, 1980 .....    | 36 |
| 8. Nate Kaeding, 2009 .....    | 35 |
| 9. Nick Novak, 2011 .....      | 34 |
| 10. Cameron Dicker, 2023 ..... | 33 |
| Michael Badgley, 2020 .....    | 33 |

**KICKOFF RETURN YARDS**

|                               |       |
|-------------------------------|-------|
| 1. Ronney Jenkins, 2001 ..... | 1,541 |
| 2. Ronney Jenkins, 2000 ..... | 1,531 |
| 3. Darren Sproles, 2005 ..... | 1,528 |
| 4. Andre Coleman, 1995 .....  | 1,411 |
| 5. Darren Sproles, 2008 ..... | 1,376 |
| 6. Darren Sproles, 2009 ..... | 1,300 |
| 7. Andre Coleman, 1994 .....  | 1,293 |
| 8. Darren Sproles, 2010 ..... | 1,257 |
| 9. Tim Dwight, 2004 .....     | 1,222 |
| 10. Andre Coleman, 1996 ..... | 1,210 |

**KICKOFF RETURN TOUCHDOWNS**

|                               |   |
|-------------------------------|---|
| 1. Ronney Jenkins, 2001 ..... | 2 |
| Andre Coleman, 1995 .....     | 2 |
| Andre Coleman, 1994 .....     | 2 |
| 4. Andre Roberts, 2021 .....  | 1 |
| Micheal Spurlock, 2012 .....  | 1 |
| Richard Goodman, 2011 .....   | 1 |
| Darren Sproles, 2008 .....    | 1 |
| Darren Sproles, 2007 .....    | 1 |
| Tim Dwight, 2004 .....        | 1 |
| Ronney Jenkins, 2000 .....    | 1 |
| Rodney Harrison, 1997 .....   | 1 |
| Nate Lewis, 1991 .....        | 1 |
| Anthony Miller, 1989 .....    | 1 |
| Jamie Holland, 1988 .....     | 1 |
| Anthony Miller, 1988 .....    | 1 |
| Gary Anderson, 1985 .....     | 1 |
| Keith Lincoln, 1962 .....     | 1 |

**KICKOFF RETURNS**

|                               |    |
|-------------------------------|----|
| 1. Ronney Jenkins, 2000 ..... | 67 |
| 2. Darren Sproles, 2005 ..... | 63 |
| 3. Andre Coleman, 1995 .....  | 62 |
| 4. Ronney Jenkins, 2001 ..... | 58 |
| 5. Andre Coleman, 1996 .....  | 55 |
| 6. Darren Sproles, 2009 ..... | 54 |
| 7. Darren Sproles, 2008 ..... | 53 |
| 8. Darren Sproles, 2010 ..... | 51 |
| 9. Tim Dwight, 2004 .....     | 50 |
| Leon Johnson, 2003 .....      | 50 |

**PUNT RETURN YARDS**

|                                       |     |
|---------------------------------------|-----|
| 1. Darrien Gordon, 1996 .....         | 537 |
| 2. Eric Metcalf, 1997 .....           | 489 |
| 3. Darrien Gordon, 1994 .....         | 475 |
| 4. Leslie "Speedy" Duncan, 1965 ..... | 464 |
| 5. Mike Fuller, 1979 .....            | 448 |
| 6. Mike Fuller, 1978 .....            | 436 |
| Mike Fuller, 1976 .....               | 436 |
| 8. Leslie "Speedy" Duncan, 1967 ..... | 434 |
| 9. Mike Fuller, 1975 .....            | 410 |
| 10. Lionel James, 1987 .....          | 400 |

**PUNT RETURN TOUCHDOWNS**

|                                    |   |
|------------------------------------|---|
| 1. Eric Metcalf, 1997 .....        | 3 |
| 2. Darrien Gordon, 1994 .....      | 2 |
| Ron Smith, 1973 .....              | 2 |
| Leslie "Speedy" Duncan, 1965 ..... | 2 |
| 5. Derius Davis, 2023 .....        | 1 |
| Desmond King, 2019 .....           | 1 |
| Desmond King, 2018 .....           | 1 |
| Travis Benjamin, 2017 .....        | 1 |
| Micheal Spurlock, 2012 .....       | 1 |
| Darren Sproles, 2009 .....         | 1 |
| Darren Sproles, 2007 .....         | 1 |
| Tim Dwight, 2001 .....             | 1 |
| Darrien Gordon, 1996 .....         | 1 |
| Andre Coleman, 1995 .....          | 1 |
| Nate Lewis, 1990 .....             | 1 |
| Kitrick Taylor, 1990 .....         | 1 |
| Lionel James, 1987 .....           | 1 |
| Lionel James, 1984 .....           | 1 |
| Mike Fuller, 1977 .....            | 1 |
| Mike Fuller, 1975 .....            | 1 |
| Leslie "Speedy" Duncan, 1968 ..... | 1 |
| Leslie "Speedy" Duncan, 1966 ..... | 1 |
| Keith Lincoln, 1961 .....          | 1 |

**PUNT RETURNS**

|                                    |    |
|------------------------------------|----|
| 1. Mike Fuller, 1979 .....         | 46 |
| 2. Eric Metcalf, 1997 .....        | 45 |
| 3. Mike Fuller, 1978 .....         | 39 |
| 4. Eric Parker, 2006 .....         | 37 |
| 5. Darrien Gordon, 1996 .....      | 36 |
| Darrien Gordon, 1994 .....         | 36 |
| Mike Fuller, 1975 .....            | 36 |
| Leslie "Speedy" Duncan, 1967 ..... | 36 |
| 9. Mike Fuller, 1976 .....         | 33 |
| 10. Latario Rachal, 1998 .....     | 32 |
| Lionel James, 1987 .....           | 32 |

# CHARGERS AND OPPONENT 10 LONGEST

## RUNS FROM SCRIMMAGE

### CHARGERS

87t Melvin Gordon, Oct. 29, 2017 at New England  
Paul Lowe, Sept. 10, 1961 at Dallas Texans  
86t Keith Lincoln, Sept. 30, 1962 at Oakland  
85t LaDainian Tomlinson, Dec. 17, 2006 vs. K.C.  
83t Michael Turner, Dec. 18, 2005 at Indianapolis  
80t Brad Hubbert, Dec. 24, 1967 vs. N.Y. Jets  
76t Keith Lincoln, Oct. 20, 1963 at Kansas City  
76 LaDainian Tomlinson, Dec. 1, 2002 vs. Den.  
75 Justin Jackson, Oct. 31, 2021 vs. New England  
74t Michael Turner, Oct. 7, 2007 at Denver

### OPPONENT

90t Colin Kaepernick, Dec. 20, 2014 at S.F.  
89t Kenny King, Oct. 12, 1980 at Oakland  
84t Damien Williams, Dec. 29, 2019 at K.C.  
81 Billy Sims, Sept. 30, 1984 vs. Detroit  
77 Napoleon Kaufman, Sept. 22, 1996 at Oak.  
75t David Montgomery, Nov. 12, 2023 vs. Detroit  
Dameon Pierce, Oct. 2, 2022 at Houston  
74t Kenneth Walker III, Oct. 23, 2022 vs. Seattle  
Jack Spikes, Sept. 10, 1961 at Dallas Texans  
71t Corey Dillon, Nov. 2, 1997 at Cincinnati

## PASS COMPLETIONS

### CHARGERS

99t S.Humphries to T.Martin, Sept. 18, 1994 at Sea.  
91t J.Kemp to K.Lincoln, Nov. 12, 1961 at Denver  
88t E.Luther to B.Duckworth, Dec. 3, 1984 vs. Chi.  
85t J.Hadl to L.Alworth, Oct. 17, 1965 at Boston  
T.Rote to L.Alworth, Oct. 6, 1963 at Denver  
84t P.Rivers to A.Ekeler, Dec. 8, 2019 at Jax.  
J.Hadl to G.Garrison, Oct. 5, 1968 at N.Y. Jets  
83t R.Leaf to J.Graham, Nov. 19, 2000 at Denver  
82t T.Rote to L.Alworth, Dec. 6, 1964 vs. N.Y. Jets  
81t P.Rivers to D.Sproles, Sept. 20, 2009 vs. Bal.  
D.Fouts to C.Joiner, Oct. 17, 1976 vs. Hou. Oilers

### OPPONENT

99t T.Green to M.Boerigter, Dec. 22, 2002 at K.C.  
98t J.Lee to W.Dewveall, Nov. 25, 1962 at Hou. Oilers  
96t J.Montana to J.Rice, Nov. 27, 1988 vs. S.F.  
93t C.Morton to S.Watson, Sept. 27, 1981 at Denver  
90t S.DeBerg to J.Birden, Nov. 18, 1990 at K.C.  
C.Davidson to D.Dorsey, Dec. 2, 1962 vs. Oak.  
89t N.O'Donnell to D.Stone, Sept. 1, 1991 at Pit.  
87t D.Carr to A.Cooper, Dec. 31, 2017 vs. Oak.  
J.Namath to D.Maynard, Nov. 24, 1968 vs. N.Y. Jets  
F.Tripucka to A.Frazier, Nov. 12, 1961 at Den.

## FIELD GOALS

### CHARGERS

59 Cameron Dicker, Nov. 9, 2025 vs. Pittsburgh  
Cameron Dicker, Oct. 21, 2024 at Arizona  
Michael Badgley, Dec. 9, 2018 vs. Cincinnati  
57 Cameron Dicker, Dec. 19, 2024 vs. Denver  
Nate Kaeding, Dec. 21, 2008 at Tampa Bay  
56 Cameron Dicer, Nov. 30, 2025 vs. Las Vegas  
55 Cameron Dicker, Oct. 5, 2025 vs. Washington  
Cameron Dicker, Nov. 6, 2023 at N.Y. Jets  
Cameron Dicker, Oct. 22, 2023 at Kansas City  
Nate Kaeding, Nov. 29, 2009 vs. Kansas City

### OPPONENT

61 Brandon McManus, Jan. 2, 2022 vs. Denver  
59 Chris Boswell, Nov. 9, 2025 vs. Pittsburgh  
Harrison Butker, Sept. 5, 2025 vs. K.C. in São Paulo  
58 Harrison Butker, Sept. 20, 2020 vs. K.C. (OT)  
Harrison Butker, Sept. 20, 2020 vs. K.C. (OT)  
Dan Miller, Dec. 26, 1982 vs. Baltimore Colts  
56 Greg Zuerlein, Sept. 19, 2021 vs. Dallas  
Justin Tucker, Dec. 22, 2018 vs. Baltimore  
Sebastian Janikowski, Oct. 9, 2016 at Oakland  
55 Wi Lutz, Dec. 19, 2024 vs. Denver  
Jason Sanders, Dec. 11, 2022 vs. Miami  
Daniel Carlson, Dec. 4, 2022 at Las Vegas  
Daniel Carlson, Sept. 11, 2022 vs. Las Vegas  
Jason Elam, Nov. 7, 1999 vs. Denver  
Gary Anderson, Nov. 25, 1984 at Pittsburgh  
George Blanda, Dec. 3, 1961 vs. Houston Oilers

## PUNTS

### CHARGERS

83 JK Scott, Dec. 10, 2023 vs. Denver  
82 Paul Maguire, Nov. 19, 1961 vs. Dallas Texans  
73 Dennis Partee, Oct. 17, 1971 at Denver  
72 Mike Scifres, Sept. 21, 2014 at Buffalo  
71 Mike Scifres, Nov. 10, 2011 vs. Oakland  
Mike Scifres, Oct. 1, 2006 at Baltimore  
Mike Scifres, Dec. 4, 2005 vs. Oakland  
Maury Buford, Sept. 12, 1982 at Denver  
John Hadl, Nov. 8, 1964 at Denver  
70 Mike Scifres, Nov. 25, 2007 vs. Baltimore

### OPPONENT

81 Dustin Colquitt, Dec. 2, 2007 at Kansas City  
79 Drew Butler, Dec. 9, 2012 at Pittsburgh  
77 Greg Montgomery, Sept. 19, 1993 vs. Hou. Oilers  
75 Kevin Huber, Dec. 1, 2013 vs. Cincinnati  
74 Tommy Townsend, Sept. 15, 2022 at Kansas City  
Bob Grupp, Nov. 4, 1979 at Kansas City  
73 Shane Lechler, Sept. 28, 2003 vs. Oakland  
72 Ryan Plackemeier, Dec. 24, 2006 at Seattle  
Chris Gardocki, Oct. 26, 1997 vs. Indianapolis  
Bob Scarpitto, Oct. 22, 1967 at Denver  
Jerrel Wilson, Sept. 29, 1963 vs. Kansas City

## INTERCEPTION RETURNS

### CHARGERS

103t Vencie Glenn, Nov. 29, 1987 vs. Denver  
102t Donald Frank, Oct. 31, 1993 at L.A. Raiders  
100t Leslie "Speedy" Duncan, Oct. 15, 1967 vs. K.C.  
99t Shaun Gayle, Dec. 23, 1995 at N.Y. Giants  
Stanley Richard, Sept. 4, 1994 at Denver  
Gill Byrd, Oct. 4, 1984 at Kansas City  
90t Desmond King, Nov. 23, 2017 at Dallas  
Jahleel Addae, Jan. 1, 2017 vs. Kansas City  
86 Trevor Williams, Sept. 30, 2018 vs. S.F.  
83t Willie Clark, Sept. 22, 1996 at Oakland

### OPPONENT

102t Louis Breeden, Nov. 8, 1981 vs. Cincinnati  
99t Jaylen Watson, Sept. 15, 2022 at Kansas City  
Janoris Jenkins, Nov. 23, 2014 vs. St. Louis  
Kevin Ross, Sept. 6, 1992 vs. Kansas City  
96t Ray Griffin, Nov. 11, 1979 at Cincinnati  
Bashaad Breeland, Dec. 10, 2017 vs. Was.  
91t Chad Greenway, Sept. 27, 2015 at Minnesota  
Fred Williamson, Sept. 30, 1962 at Oakland  
90t Leroy Butler, Sept. 15, 1996 at Green Bay  
Deion Sanders, Dec. 11, 1994 vs. S.F.  
87t Mark McMillian, Dec. 14, 1997 vs. K.C.

## KICKOFF RETURNS

### CHARGERS

105t Richard Goodman, Jan. 1, 2012 at Oakland  
103t Darren Sproles, Sept. 14, 2008 at Denver  
Keith Lincoln, Sept. 16, 1962 vs. Titans of N.Y.  
101t Andre Roberts, Jan. 2, 2022 vs. Denver  
99t Micheal Spurlock, Dec. 30, 2012 vs. Oakland  
98t Gary Anderson, Nov. 17, 1985 at Denver  
95t Nate Lewis, Nov. 17, 1991 vs. New Orleans  
94t Jamie Holland, Dec. 18, 1988 vs. Kansas City  
93t Ronney Jenkins, Nov. 18, 2001 at Oakland  
Ronney Jenkins, Sept. 10, 2000 vs. N.O.  
Anthony Miller, Nov. 20, 1988 at L.A. Rams

### OPPONENT

104t Mecole Hardman, Dec. 29, 2019 at K.C.  
Ira Mathews, Oct. 25, 1979 at Oakland  
103t Percy Harvin, Sept. 11, 2011 vs. Minnesota  
101t Leon Washington, Sept. 26, 2010 at Seattle  
Brian Mitchell, Dec. 6, 1998 at Washington  
99t Leon Washington, Sept. 26, 2010 at Seattle  
Byron Hanspard, Dec. 7, 1997 vs. Atlanta  
98t Will Blackwell, Dec. 24, 2000 vs. Pittsburgh  
97t Cassius Vaughn, Jan. 2, 2011 at Denver  
Tim Brown, Sept. 4, 1988 at L.A. Raiders



## PUNT RETURNS

### CHARGERS

95t Leslie "Speedy" Duncan, Nov. 24, 1968 vs. NYJ  
90t Darrien Gordon, Sept. 25, 1994 at L.A. Raiders  
88t Andre Coleman, Sept. 17, 1995 at Philadelphia  
Mike Fuller, Oct. 9, 1977 at New Orleans  
87t Derius Davis, Nov. 6, 2023 at N.Y. Jets  
85t Eric Metcalf, Nov. 2, 1997 at Cincinnati  
84t Tim Dwight, Sept. 9, 2001 vs. Washington  
Ron Smith, Nov. 18, 1973 vs. New Orleans  
83t Eric Metcalf, Nov. 30, 1997 vs. Denver  
82t Paul Lowe, Oct. 7, 1961 at Boston

### OPPONENT

95t Tyreek Hill, Jan. 1, 2017 vs. Kansas City  
94t Dexter McCluster, Sept. 13, 2010 at K.C.  
92t Rick Upchurch, Oct. 3, 1976 at Denver  
91t Tyreek Hill, Sept. 9, 2018 vs. Kansas City  
86t Tamarick Vanover, Oct. 9, 1995 at Kansas City  
82t George Atkinson, Oct. 13, 1968 at Oakland  
82 Ray Buchanan, Nov. 3, 1996 at Indianapolis  
81 Dennis Northcutt, Nov. 5, 2006 vs. Cleveland  
80t Phillip Buchanon, Dec. 28, 2003 vs. Oakland  
79t Lemar Parrish, Dec. 6, 1970 vs. Cincinnati

## FUMBLE RETURNS

### CHARGERS

86t Eric Weddle, Nov. 30, 2008 vs. Atlanta  
82t Donnie Edwards, Nov. 10, 2002 at St. Louis  
81t Vencie Glenn, Oct. 22, 1989 vs. N.Y. Giants  
79t Marlon McCree, Oct. 29, 2006 vs. St. Louis  
78t Paul Bradford, Nov. 23, 1997 at San Francisco  
75t Keith Browner (25 yds.) lateral to  
Sam Seale(50 yds.), Nov. 20, 1988  
at L.A. Rams  
61t Tevaughn Campbell, Dec. 5, 2021 at Cincinnati  
Caraun Reid, Sept. 25, 2016 at Indianapolis  
58t Rick Redman, Oct. 2, 1966 vs. Miami  
53t Darrell Stuckey, Dec. 7, 2014 vs. New England  
53 Henry Rolling, Oct. 6, 1991 at L.A. Raiders

### OPPONENT

97t Mike Edwards, Jan. 7, 2024 vs. Kansas City  
68 A.J. Duhe, Oct. 15, 1978 vs. Miami  
65t Tony Carter, Oct. 15, 2012 vs. Denver  
64t Tyvon Branch, Oct. 10, 2010 at Oakland  
63t Joey Browner, Sept. 2, 1984 at Minnesota  
63 Rob Ninkovich, Oct. 24, 2010 vs. N.E.  
62 Carlton Gray, Oct. 27, 1996 at Seattle  
59t George Atkinson, Nov. 25, 1973 at Oakland  
57t Tyreek Hill, Dec. 11, 2022 vs. Miami  
56t Ifeadi Odenigbo, Dec. 15, 2019 vs. Minnesota

## BLOCKED PUNT RETURNS

### CHARGERS

35t Bob Zeman, Oct. 7, 1961 at Boston  
21t Derrie Nelson, Nov. 13, 1983 vs. Dallas  
19 Pete Lazetich, Sept. 24, 1972 vs. Denver  
5 Gene Selawski, Oct. 22, 1961 at Oakland  
4 Wayne Davis, Nov. 17, 1985 at Denver  
3 Steve Heiden, Dec. 17, 2000 at Carolina  
0t Jacob Hester, Oct. 25, 2009 at Kansas City  
Darryll Lewis, Sept. 26, 1999 vs. Indianapolis  
0s Carlos Polk, Sept. 22, 2002 at Arizona  
0 Corey Lynch, Sept. 10, 2012 at Oakland

### OPPONENT

37t Frank Warren, Nov. 17, 1991 vs. New Orleans  
29t Adam Hayward, Nov. 11, 2012 at Tampa Bay  
16 Randy McClanahan, Sept. 18, 1977 at Oak.  
15 Walt Landers, Sept. 24, 1978 vs. Green Bay  
14 Glen Cadrez, Oct. 13, 2002 vs. Kansas City  
9 Tyrone Braxton, Oct. 2, 1988 vs. Denver  
5t Hiram Eugene, Oct. 10, 2010 at Oakland  
2t Jerry Robinson, Nov. 20, 1986 vs. L.A. Raiders  
0s Nick Schommer, Oct. 31, 2010 vs. Tennessee  
Rock Cartwright, Oct. 10, 2010 at Oakland

## BLOCKED FIELD GOAL RETURNS

### CHARGERS

72t Leslie "Speedy" Duncan, Nov. 23, 1967 vs. Den.  
35 Tom Day, Oct. 15, 1967 vs. Kansas City  
28 Jim Tolbert, Nov. 15, 1971 vs. St. Louis  
27 Kenny Graham, Nov. 15, 1964 at Kansas City  
25 Jeff Staggs, Oct. 25, 1970 vs. Houston Oilers

### OPPONENT

66 Tommy Casanova, Sept. 22, 1974 at Cin.  
65t Matt Ware, Oct. 23, 2005 at Philadelphia  
60 Louis Wright, Nov. 17, 1985 at Denver  
54t Doug Evans, Dec. 17, 2000 at Carolina  
44t Devin McCourty, Dec. 6, 2020 vs. N.E.  
42t Ray McElroy, Oct. 26, 1997 vs. Indianapolis  
28 John Barmlett, Nov. 27, 1966 vs. Denver  
17 Charlie West, Dec. 5, 1971 vs. Minnesota  
Mike Statton, Oct. 1, 1967 vs. Buffalo  
16 Daniel Thomas, Oct. 25, 2020 vs. Jax.  
Fletcher Smith, Oct. 15, 1967 vs. Kansas City

## MISSED FIELD GOAL RETURNS

### CHARGERS

109t Antonio Cromartie, Nov. 4, 2007 at Min.

# INDIVIDUAL POSTSEASON RECORDS

\*NFL Record

## SCORING

### Most Points, Career

- 42 Nate Kaeding, 2004-09
- 37 Rolf Benirschke, 1977-86
- 30 John Carney, 1990-2000

### Most Points, Game

- 15 Michael Badgley, AFC Wild Card, Jan. 6, 2019, at Baltimore
- 12 (10x) Last: Cameron Dicker and Austin Ekeler, AFC Wild Card, Jan. 14, 2023 at Jax.
- 11 Rolf Benirschke, AFC Divisional, Jan. 2, 1982 at Miami

### Most Touchdowns, Career

- 4 Darren Sproles, 2005-09
- LaDainian Tomlinson, 2001-09
- Kellen Winslow, 1979-87
- Charlie Joiner, 1976-86
- 3 (4x) Last: Keenan Allen, 2013-23
- 2 (8x) Last: Austin Ekeler, 2017-23

### Most Touchdowns, Game

- 2 (8x) Last: Austin Ekeler, AFC Wild Card Jan. 14, 2023 at Jacksonville
- 1 (54x) Last: Ladd McConkey, AFC Wild Card Jan. 11, 2025 at Houston

### Most Points After Touchdown, Career

- 18 Nate Kaeding, 2004-09
- 16 Rolf Benirschke, 1977-86
- 9 John Carney, 1990-2000

### Most Points After Touchdown, Game

- 6 George Blair, AFL Championship, Jan. 5, 1964 vs. Boston
- 5 Rolf Benirschke, AFC Divisional, Jan. 2, 1982 at Miami
- 4 (2x) Last: Nate Kaeding, AFC Divisional, Jan. 13, 2008 at Indianapolis

### Most Two-Point Conversions, Game

- 1 (4x) Last: Keenan Allen, AFC Divisional, Jan. 13, 2019 at New England

## FIELD GOALS

### Most, Career

- 8 Nate Kaeding, 2004-09
- 7 John Carney, 1990-2000
- Rolf Benirschke, 1977-86
- 5 Cameron Dicker, 2022-24
- Michael Badgley, 2018-20

### Most, Game

- 5 Michael Badgley, AFC Wild Card, Jan. 6, 2019 at Baltimore
- 4 Nate Kaeding, AFC Championship, Jan. 20, 2008 at New England
- 3 Cameron Dicker, AFC Wild Card, Jan. 14, 2023 at Jacksonville
- Ben Agajanian, AFL Championship, Jan. 1, 1961 vs. Houston Oilers

### Longest

- 54 John Carney, AFC Wild Card, Dec. 31, 1995 vs. Indianapolis
- 53 Michael Badgley, AFC Wild Card, Jan. 6, 2019 at Baltimore
- 50 Cameron Dicker, AFC Wild Card, Jan. 14, 2023 at Jacksonville

## RUSHING

### Most Attempts, Career

- 110 Chuck Muncie, 1980-84
- 96 LaDainian Tomlinson, 2001-09
- 63 Natrone Means, 1993-95, 98-99

### Most Attempts, Game

- 26 LaDainian Tomlinson, AFC Wild Card, Jan. 8, 2005 vs. New York Jets
- 25 Chuck Muncie, AFC First Round, Jan. 9, 1983 at Pittsburgh
- 24 Natrone Means, AFC Divisional, Jan. 8, 1995 vs. Miami
- Chuck Muncie, AFC Divisional, Jan. 2, 1982 at Miami

### Most Yards, Career

- 516 Chuck Muncie, 1980-84
- 380 Paul Lowe, 1960-68
- 327 LaDainian Tomlinson, 2001-09

### Most Yards, Game

- 206 Keith Lincoln, AFL Championship, Jan. 5, 1964 vs. Boston
- 165 Paul Lowe, AFL Championship, Jan. 1, 1961 at Houston Oilers
- 139 Natrone Means, AFC Divisional, Jan. 8, 1995 vs. Miami

### Most Touchdowns, Career

- 4 LaDainian Tomlinson, 2001-09
- 3 Chuck Muncie, 1980-84
- 2 (6x) Last: Austin Ekeler, 2017-23

### Most Touchdowns, Game

- 2 Austin Ekeler, AFC Wild Card, Jan. 14, 2023 at Jacksonville
- Darren Sproles, AFC Wild Card, Jan. 3, 2009 vs. Indianapolis
- LaDainian Tomlinson, AFC Divisional, Jan. 14, 2007 vs. New England
- 1 (24x) Last: Melvin Gordon, AFC Divisional, Jan. 13, 2019 at New England

### Longest Run

- 67t Keith Lincoln, AFL Championship, Jan. 5, 1964 vs. Boston
- 58t Ronnie Brown, AFC Wild Card, Jan. 5, 2014 at Cincinnati
- Paul Lowe, AFL Championship, Jan. 5, 1964 vs. Boston
- 56t Keith Lincoln, AFL Championship, Jan. 5, 1964 vs. Boston

## PASSING

### Most Attempts, Career

- 355 Philip Rivers 2004-19
- 286 Dan Fouts 1973-87
- 228 Stan Humphries 1992-97

### Most Attempts, Game

- 53 Dan Fouts, AFC Divisional, Jan. 2, 1982 at Miami (OT)
- 51 Philip Rivers, AFC Divisional, Jan. 13, 2019 at New England
- 49 Stan Humphries, Super Bowl XXIX, Jan. 29, 1995 vs. San Francisco

### Most Completions, Career

- 211 Philip Rivers, 2004-19
- 159 Dan Fouts, 1973-87
- 118 Stan Humphries, 1992-97

### Most Completions, Game

- 33 Dan Fouts, AFC Divisional, Jan. 2, 1982 at Miami (OT)
- 31 Drew Brees, AFC Wild Card, Jan. 8, 2005 vs. New York Jets
- 28 Stan Humphries, AFC Wild Card, Dec. 31, 1995 vs. Indianapolis

### Highest Completion Pct., Career (min. 40 att.)

- 73.8 Drew Brees, 2001-04
- 59.4 Philip Rivers, 2004-19
- 55.6 Dan Fouts, 1973-87

### Highest Completion Pct, Game (min. 10 att.)

- 75.0 Philip Rivers, AFC Wild Card, Jan. 5, 2014 at Cincinnati
- 73.8 Drew Brees, AFC Wild Card, Jan. 8, 2005 vs. New York Jets
- 73.7 Philip Rivers, AFC Divisional, Jan. 13, 2008 at Indianapolis

### Most Yards, Career

- 2,656 Philip Rivers, 2004-19
- 2,125 Dan Fouts, 1973-87
- 1,347 Stan Humphries, 1992-97

### Most Yards, Game

- 433 Dan Fouts, AFC Divisional, Jan. 2, 1982 at Miami (OT)
- 336 Dan Fouts, AFC Championship, Jan. 11, 1981 vs. Oakland
- 333 Dan Fouts, AFC First Round, Jan. 9, 1983 at Pittsburgh

### Most Touchdowns, Career

- 14 Philip Rivers, 2004-19
- 12 Dan Fouts, 1973-87
- 6 Stan Humphries, 1992-97

### Most Touchdowns, Game

- 3 (5x) Last: Philip Rivers, AFC Divisional, Jan. 13, 2019 at New England
- 2 (6x) Last: Philip Rivers, AFC Divisional, Jan. 12, 2014 at Denver
- 1 (11x) Last: Justin Herbert, AFC Wild Card, Jan. 11, 2025 at Houston

### Highest Passer Rating, Career (min. 40 att.)

- 101.2 Drew Brees, 2001-04
- 84.2 Philip Rivers, 2004-19
- 76.4 Tobin Rote, 1963-64

### Highest Passer Rating, Game (min. 10 att.)

- 145.3 Tobin Rote, AFL Championship, Jan. 5, 1964 vs. Boston
- 133.2 Philip Rivers, AFC Divisional, Jan. 13, 2008 at Indianapolis
- 132.1 John Hadl, AFL Championship, Jan. 5, 1964 vs. Boston

### Most Games 300 Yards or More, Career

- 5 Dan Fouts, 1973-87
- 2 Philip Rivers, 2004-19
- 1 Drew Brees, 2001-04

### Most Games 400 Yards or More, Career

- 1 Dan Fouts, 1973-87

### Longest Completion

- 86t Justin Herbert, AFC Wild Card, Jan. 11, 2025 at Houston
- 62t Philip Rivers, AFC Divisional, Jan. 11, 2009 at Pittsburgh
- 58 Philip Rivers, AFC Divisional, Jan. 14, 2007 vs. New England

### Most Interceptions, Career

- 16 Dan Fouts, 1973-87
- 13 Stan Humphries, 1992-97
- 10 Philip Rivers, 2004-19

### Most Interceptions, Game

- 5 Dan Fouts, AFC Second Round, Jan. 16, 1983 at Miami
- Dan Fouts, AFC Divisional, Dec. 29, 1979 vs. Houston Oilers
- 4 (4x) Last: Justin Herbert, AFC Wild Card, Jan. 11, 2025 at Houston
- 2 (9x) Last: Philip Rivers, AFC Divisional, Jan. 17, 2010 vs. New York Jets

## RECEIVING

### Most Receptions, Career

- 51 Antonio Gates, 2003-18
- 39 Ronnie Harmon, 1990-95
- 30 Charlie Joiner, 1976-86

### Most Receptions, Game

- 13 Kellen Winslow, AFC Divisional, Jan. 2, 1982 at Miami (OT)
- 10 Ronnie Harmon, AFC Wild Card, Dec. 31, 1995 vs. Indianapolis
- 9 (5x) Last: Ladd McConkey, AFC Wild Card, Jan. 11, 2025 at Houston

### Most Yards, Career

- 540 Antonio Gates, 2003-18
- 539 Charlie Joiner, 1976-86
- 503 Vincent Jackson, 2005-09

### Most Yards, Game

- 197 Ladd McConkey, AFC Wild Card, Jan. 11, 2025 at Houston
- 166 Kellen Winslow, AFC Divisional, Jan. 2, 1982 at Miami (OT)
- 142 Keenan Allen, AFC Divisional, Jan. 12, 2014 at Denver

### Most Touchdowns, Career

- 4 Kellen Winslow, 1979-87
- Charlie Joiner, 1976-86
- 3 Keenan Allen, 2013-22
- Vincent Jackson, 2005-11
- 2 (5x) Last: Antonio Gates, 2003-18

### Most Touchdowns, Game

- 2 (4x) Last: Keenan Allen, AFC Divisional, Jan. 12, 2014 at Denver
- 1 (32x) Last: Ladd McConkey, AFC Wild Card, Jan. 11, 2025 at Houston

## SCRIMMAGE YARDS

### Most, Career

- 644 Chuck Muncie, 1980-84
- 540 Antonio Gates, 2003-18
- 539 Charlie Joiner, 1976-86

### Most, Game

- 329 Keith Lincoln, AFL Championship, Jan. 5, 1964 vs. Boston
- 197 Ladd McConkey, AFC Wild Card, Jan. 11, 2025 at Houston
- 187 LaDainian Tomlinson, AFC Divisional, Jan. 14, 2007 vs. New England

## INTERCEPTIONS

### Most Interceptions, Career

- 3 Asante Samuel, 2020-24
- Drayton Florence, 2003-07
- Glen Edwards, 1978-81
- 2 (5x) Last: Quentin Jammer, 2002-09
- 1 (22x) Last: Deane Leonard, 2022-24

### Most Interceptions, Game

- 3 Asante Samuel, AFC Wild Card, Jan. 14, 2023 at Jacksonville
- 2 (4x) Last: Glen Edwards, AFC Divisional, Jan. 3, 1981 vs. Buffalo
- 1 (30x) Last: Deane Leonard, AFC Wild Card, Jan. 11, 2025 at Houston

### Most Interception Return Yards, Career

- 62 Glen Edwards, 1978-81
- 45 Bud Whitehead, 1961-68
- 40 Darren Carrington, 1991-94

### Most Interception Return Yards, Game

- 45 Bud Whitehead, AFL Championship, Dec. 24, 1961 vs. Houston Oilers
- 40 Darren Carrington, AFC Wild Card, Jan. 12, 1993 vs. Kansas City
- 35 Bruce Laird, AFC First Round, Jan. 9, 1983 at Pittsburgh
- Glen Edwards, AFC Divisional, Jan. 2, 1982 at Miami (OT)

## Longest Interception Return

- 40 Darren Carrington, AFC Wild Card, Jan. 12, 1993 vs. Kansas City
- 30 Shareece Wright, AFC Wild Card, Jan. 5, 2014 at Cincinnati
- Antonio Cromartie, AFC Divisional, Jan. 13, 2008 at Indianapolis
- 24 Quentin Jammer, AFC Divisional, Jan. 17, 2010 vs. New York Jets

## SACKS

### Most, Career (since 1982)

- 3.0 Khalil Mack, 2022-24
- Shawn Lee, 1992-95
- 2.5 Leslie O'Neal, 1992-95
- 2.0 Joey Bosa, 2016-24
- Melvin Ingram, 2012-20
- Eric Weddle, 2007-15
- Luis Castillo, 2005-11
- Shawne Merriman, 2005-10
- Raylee Johnson, 1993-2003
- Burt Grossman, 1989-93

### Most, Game (since 1982)

- 2.5 Leslie O'Neal, AFC Wild Card, Jan. 2, 1993 vs. Kansas City
- 2.0 (7x) Last: Khalil Mack, AFC Wild Card, Jan. 11, 2025 at Houston
- 1.5 Steve Foley, AFC Wild Card, Jan. 8, 2005 vs. New York Jets

## PUNTING

### Most Punts, Career

- 52 Mike Scifres, 2003-13
- 13 John Kidd, 1990-94
- 11 Donnie Jones, 2018
- Bryan Wagner, 1994

### Most Punts, Game

- 7 Mike Scifres, AFC Divisional, Jan. 14, 2007 vs. New England
- John Kidd, AFC Divisional, Jan. 10, 1993 at Miami
- 6 (7x) Last: Donnie Jones, AFC Divisional, Jan. 13, 2019 at New England
- 5 (8x) Last: JK Scott, AFC Wild Card, Jan. 11, 2025 at Houston

### Most Yards, Career

- 2,330 Mike Scifres, 2003-13
- 587 John Kidd, 1990-94
- 474 Bryan Wagner, 1994

### Most Yards, Game

- 324 John Kidd, AFC Divisional, Jan. 10, 1993 at Miami
- 316 Mike Scifres, AFC Wild Card, Jan. 3, 2009 vs. Indianapolis (OT)
- 297 Mike Scifres, AFC Wild Card, Jan. 17, 2010 vs. New York Jets

### Longest Punt

- 67 Mike Scifres, AFC Wild Card, Jan. 3, 2009 vs. Indianapolis (OT)
- 66 Mike Scifres, AFC Divisional, Jan. 13, 2008 at Indianapolis
- 65 Darren Bennett, AFC Wild Card, Dec. 31, 1995 vs. Indianapolis

### Highest, Career (minimum 5 punts)

- 45.2 John Kidd, 1990-94
- 44.8 Mike Scifres, 2003-13
- 43.9 John Hadl, 1962-72

### Highest, Game (minimum 2 punts)

- 59.0 Mike Scifres, AFC Divisional, Jan. 13, 2008 at Indianapolis
- 54.5 Darren Bennett, AFC Wild Card, Dec. 31, 1995 vs. Indianapolis
- 52.7 Mike Scifres, AFC Wild Card, Jan. 3, 2009 vs. Indianapolis (OT)

## PUNT RETURNS

### Most Returns, Career

- 12 Darren Sproles, 2005-09
- 8 Mike Fuller, 1975-80
- 7 Eric Parker, 2002-06

### Most Returns, Game

- 5 Eric Parker, AFC Divisional, Jan. 14, 2007 vs. New England
- 4 (2x) Last: Desmond King, AFC Wild Card, Jan. 6, 2019 at Baltimore
- 3 (6x) Last: Darren Sproles, AFC Wild Card, Jan. 3, 2009 vs. Indianapolis (OT)

### Most Yards, Career

- 107 Darren Sproles, 2005-09
- 99 Mike Fuller, 1975-80
- 63 Wes Chandler, 1981-87

### Most Yards, Game

- 72 Darren Sproles, AFC Wild Card, Jan. 3, 2009 vs. Indianapolis (OT)
- 56 Wes Chandler, AFC Divisional, Jan. 2, 1982 at Miami (OT)
- 46 Desmond King, AFC Wild Card, Jan. 6, 2019 at Baltimore

### Longest Return

- 56t Wes Chandler, AFC Divisional, Jan. 2, 1982 at Miami (OT)
- 33 Desmond King, AFC Wild Card, Jan. 6, 2019 at Baltimore

### Most Touchdowns, Career

- 1 Wes Chandler, 1981-87

## KICKOFF RETURNS

### Most Returns, Career

- 21 Darren Sproles, 2005-09
- 19 Andre Coleman, 1994-96
- 17 James Brooks, 1981-83

### Most Returns, Game

- 8 Andre Coleman, Super Bowl XXIX, Jan. 29, 1995 vs. San Francisco
- 6 Andre Coleman, AFC Wild Card, Dec. 31, 1995 vs. Indianapolis
- 5 (6x) Last: Desmond King, AFC Divisional, Jan. 13, 2019 at New England

### Most Yards, Career

- 537 Darren Sproles, 2005-09
- 483 Andre Coleman, 1994-96
- 283 James Brooks, 1981-83

### Most Yards, Game

- 244 Andre Coleman, Super Bowl XXIX, Jan. 29, 1995 vs. San Francisco
- 164 Darren Sproles, AFC Divisional, Jan. 11, 2009 at Pittsburgh
- 147 Leslie "Speedy" Duncan, AFL Championship, Dec. 26, 1964 at Buffalo

### Longest Return

- 98t Andre Coleman, Super Bowl XXIX, Jan. 29, 1995 vs. San Francisco
- 72 Desmond King, AFC Wild Card, Jan. 6, 2019 at Baltimore
- 63 Darren Sproles, AFC Divisional, Jan. 11, 2009 at Pittsburgh

### Most Touchdowns, Career

- 1 Andre Coleman, 1994-96

## SERVICE

### Most Games

- 12 Antonio Gates, 2003-18
- David Binn, 1994-2010
- 11 Philip Rivers, 2004-19
- 10 Nick Hardwick, 2004-13
- Mike Scifres, 2004-13

# TEAM POSTSEASON RECORDS

\*NFL Record

## POINTS

### Most, Quarter

- 24 AFC Divisional, Jan. 2, 1982 at Miami (1st Q)
- 21 AFL Championship,  
Jan. 5, 1964 vs. Boston (1st Q)
- 17 AFC Wild Card, Jan. 14, 2023 at Jax. (1st Q)
- AFC Divisional, Jan. 12, 2014 at Den. (4th Q)

### Most, Quarter, Opponent

- 21 AFC Divisional,  
Jan. 13, 2019 at New England (2nd Q)
- AFC Divisional, Jan. 10, 1993 at Mia. (2nd Q)
- AFC Championship,  
Jan. 11, 1981 vs. Oakland (1st Q)
- 20 AFC Second Round,  
Jan. 16, 1983 at Miami (2nd Q)
- 14 (11x) Last: AFC Wild Card, Jan. 6, 2019 at Bal.

### Most Quarter, Both Teams

- 33 AFC Second Round,  
Jan. 16, 1983 at Miami (2nd Q)
- 28 (4x) Last: AFC Divisional,  
Jan. 11, 2009 at Pittsburgh (4th Q)
- 25 AFC Wild Card, Jan. 6, 2019 at Bal. (4th Q)

### Most, Game

- 51 AFL Championship, Jan. 5, 1964 vs. Boston
- 41 AFC Divisional, Jan. 2, 1982 at Miami (OT)
- 31 AFC First Round, Jan. 9, 1983 at Pittsburgh

### Most, Game, Opponent

- 49 Super Bowl XXIX, Jan. 29, 1995 vs. S.F.
- 41 AFC Divisional, Jan. 13, 2019 at New England
- 38 AFC Divisional, Jan. 2, 1982 at Miami (OT)

### Most, Game, Both Teams

- 79 AFC Divisional, Jan. 2, 1982 at Miami (OT)
- 75 Super Bowl XXIX, Jan. 29, 1995 vs. S.F.
- 69 AFC Divisional, Jan. 13, 2019 at New England

### Fewest, Game

- 0 AFC Divisional, Jan. 10, 1993 at Miami
- AFL Championship, Dec. 26, 1965 vs. Buffalo
- 3 AFL Championship,  
Dec. 24, 1961 vs. Houston Oilers
- 7 AFC Championship,  
Jan. 10, 1982 at Cincinnati
- AFL Championship, Dec. 26, 1964 at Buffalo

### Fewest, Game, Opponent

- 0 AFC Wild Card, Jan. 2, 1993 vs. Kansas City
- 6 AFC Wild Card, Jan. 6, 2008 vs. Tennessee
- 10 (3x) Last: AFC Wild Card,  
Jan. 5, 2014 at Cincinnati

### Fewest, Game, Both Teams

- 13 AFL Championship,  
Dec. 24, 1961 vs. Houston Oilers
- 17 AFC Wild Card, Jan. 2, 1993 vs. Kansas City
- 23 (2x) Last: AFC Wild Card,  
Jan. 6, 2008 vs. Tennessee

## TOUCHDOWNS

### Most, Game

- 7 AFL Championship, Jan. 5, 1964 vs. Boston
- 5 AFC Divisional, Jan. 2, 1982 at Miami (OT)
- 4 (3x) Last: AFC Divisional,  
Jan. 13, 2019 at New England

### Most, Game, Opponent

- 7 Super Bowl XXIX, Jan. 29, 1995 vs. S.F.
- 5 (4x) Last: AFC Divisional,  
Jan. 13, 2019 at New England
- 4 (5x) Last: AFC Wild Card,  
Jan. 14, 2023 at Jacksonville

### Most, Game, Both Teams

- 10 Super Bowl XXIX, Jan. 29, 1995 vs. S.F.
- AFC Divisional, Jan. 2, 1982 at Miami (OT)
- 9 AFC Divisional, Jan. 13, 2019 at New England
- 8 (3x) Last: AFC Divisional,  
Jan. 11, 2009 at Pittsburgh

## POINTS AFTER TOUCHDOWN

### Most, Game

- 6 AFL Championship, Jan. 5, 1964 vs. Boston
- 5 AFC Divisional, Jan. 2, 1982 at Miami (OT)
- 4 (2x) Last: AFC Divisional,  
Jan. 13, 2008 at Indianapolis

### Most, Game, Opponent

- 7 Super Bowl XXIX, Jan. 29, 1995 vs. S.F.
- 5 (4x) Last: AFC Divisional,  
Jan. 13, 2019 at New England
- 4 (4x) Last: AFC Divisional,  
Jan. 10, 1993 at Miami

### Most, Game, Both Teams

- 10 Super Bowl XXIX, Jan. 29, 1995 vs. S.F.
- AFC Divisional, Jan. 2, 1982 at Miami (OT)
- 8 (2x) Last: AFC Divisional,  
Jan. 11, 2009 at Pittsburgh
- 7 (5x) Last: AFC Divisional,  
Jan. 13, 2019 at New England

### Most Two-Point Conversions, Game

- 2 Super Bowl XXIX, Jan. 29, 1995 vs. S.F.

- 1 AFC Divisional, Jan. 13, 2019 at New England

### Most Two-Point Conversions, Game, Opponent

- 1 AFC Wild Card, Jan. 14, 2023 at Jacksonville
- AFC Divisional, Jan. 14, 2007 vs. N.E.

## FIELD GOALS

### Most, Game

- 5 AFC Wild Card, Jan. 6, 2019 at Baltimore
- 4 AFC Championship, Jan. 20, 2008 at N.E.
- 3 AFC Wild Card, Jan. 14, 2023 at Jacksonville
- AFL Championship,  
Jan. 1, 1961 at Houston Oilers

### Most, Game, Opponent

- 4 AFC Championship, Jan. 20, 2008 at N.E.
- 3 (3x) Last: AFC Wild Card,  
Jan. 11, 2025 at Houston
- 2 (7x) Last: AFC Divisional,  
Jan. 13, 2019 at New England

### Most, Game, Both Teams

- 6 AFC Wild Card, Jan. 6, 2019 at Baltimore
- 5 AFC Wild Card, Jan. 11, 2025 at Houston
- 4 (4x) Last: AFC Wild Card,  
Jan. 14, 2023 at Jacksonville

## FIRST DOWNS

### Most, Game

- 33 AFC Divisional, Jan. 2, 1982 at Miami (OT)
- 29 AFC First Round, Jan. 9, 1983 at Pittsburgh
- 28 AFC Divisional, Jan. 8, 1995 vs. Miami

### Most, Game, Opponent

- 30 AFC Divisional, Jan. 13, 2019 at New England
- 29 AFC Second Round, Jan. 16, 1983 at Miami
- 28 Super Bowl XXIX, Jan. 29, 1995 vs. S.F.

### Most, Game, Both Teams

- 58 AFC Divisional, Jan. 2, 1982 at Miami (OT)
- 55 AFC First Round, Jan. 9, 1983 at Pittsburgh
- 52 AFC Divisional, Jan. 13, 2019 at New England

### Fewest, Game

- 10 AFC Divisional, Jan. 10, 1993 at Miami
- 12 AFL Championship, Dec. 26, 1965 vs. Buffalo
- 13 (2x) Last: AFC Divisional,  
Jan. 12, 2014 at Denver

### Fewest, Game, Opponent

- 11 AFC Wild Card, Jan. 6, 2019 at Baltimore
- 14 (3x) Last: AFC Divisional,  
Jan. 17, 2010 vs. New York Jets
- 15 (2x) Last: AFC Wild Card,  
Jan. 6, 2008 vs. Tennessee

### Fewest, Game, Both Teams

- 25 AFC Wild Card, Jan. 6, 2019 at Baltimore
- 26 AFL Championship, Dec. 26, 1965 vs. Buffalo
- 28 AFC Divisional, Jan. 10, 1993 at Miami

## FIRST DOWNS RUSHING

### Most, Game

- 12 AFC Divisional, Jan. 14, 2007 at N.E.
- AFC Divisional, Jan. 8, 1995 vs. Miami
- 11 (5x) Last: AFC Wild Card,  
Jan. 3, 2009 vs. Indianapolis (OT)
- 10 AFC Divisional, Jan. 2, 1982 at Miami (OT)

### Most, Game, Opponent

- 15 AFC Second Round, Jan. 16, 1983 at Miami
- 13 (2x) Last: AFC Divisional,  
Jan. 12, 2014 at Denver
- 12 (2x) Last: AFC Divisional,  
Jan. 11, 2009 at Pittsburgh

### Most, Game, Both Teams

- 20 AFC Second Round, Jan. 16, 1983 at Miami
- 19 (2x) Last: AFC Wild Card,  
Jan. 5, 2014 at Cincinnati
- 17 (3x) Last: AFC Championship,  
Jan. 20, 2008 at New England

### Fewest, Game

- 1 (2x) Last: AFC Divisional,  
Jan. 12, 2014 at Denver
- 2 (2x) Last: AFC Divisional,  
Jan. 13, 2019 at New England
- 3 (2x) Last: AFC Wild Card,  
Jan. 6, 2019 at Baltimore

### Fewest, Game, Opponent

- 2 AFC Divisional, Jan. 8, 1995 vs. Miami
- 3 (3x) Last: AFC Divisional,  
Jan. 14, 2007 at New England
- 4 (5x) Last: AFC Wild Card,  
Jan. 6, 2019 at Baltimore

### Fewest, Game, Both Teams

- 7 AFC Wild Card, Jan. 6, 2019 at Baltimore
- 8 (3x) Last: AFC Divisional,  
Jan. 17, 2010 vs. New York Jets
- 9 AFC Wild Card, Jan. 14, 2023 at Jacksonville
- AFL Championship, Dec. 26, 1965 vs. Buffalo



## FIRST DOWNS PASSING

### Most, Game

- 21 AFC Divisional, Jan. 2, 1982 at Miami (OT)
- 20 AFC Wild Card, Dec. 31, 1995 vs. Indianapolis
- 19 AFC First Round, Jan. 9, 1983 at Pittsburgh

### Most, Game, Opponent

- 21 AFC Divisional, Jan. 13, 2008 at Indianapolis
- AFC Divisional, Jan. 2, 1982 at Miami (OT)
- 20 AFC Wild Card, Jan. 5, 2014 at Cincinnati
- 19 AFC First Round, Jan. 9, 1983 at Pittsburgh

### Most, Game, Both Teams

- 42 AFC Divisional, Jan. 2, 1982 at Miami (OT)
- 38 AFC First Round, Jan. 9, 1983 at Pittsburgh
- 35 AFC Divisional, Jan. 13, 2008 at Indianapolis

### Fewest, Game

- 7 (5x) Last: AFC Divisional, Jan. 10, 1993 at Miami
- 8 (3x) Last: AFC Wild Card, Jan. 6, 2019 at Baltimore
- 9 (5x) Last: AFC Wild Card, Jan. 11, 2025 at Houston

### Fewest, Game, Opponent

- 5 AFC Divisional, Dec. 29, 1979 vs. Houston Oilers
- 6 AFC Divisional, Jan. 17, 2010 vs. N.Y. Jets
- 7 AFC Wild Card, Jan. 6, 2019 at Baltimore

### Fewest, Game, Both Teams

- 15 (2x) Last: AFC Wild Card, Jan. 6, 2019 at Baltimore
- 16 (3x) Last: AFC Divisional, Jan. 10, 1993 at Miami
- 17 (2x) Last: AFC Wild Card, Jan. 2, 1993 vs. Kansas City

## TOTAL NET YARDS GAINED

### Most, Game

- 601 AFL Championship, Jan. 5, 1964 vs. Boston
- 564 AFC Divisional, Jan. 2, 1982 at Miami (OT)
- 479 AFC First Round, Jan. 9, 1983 at Pittsburgh

### Most, Game, Opponent

- 498 AFC Divisional, Jan. 13, 2019 at New England
- 466 AFC Divisional, Jan. 2, 1982 at Miami (OT)
- 449 Super Bowl XXIX, Jan. 29, 1995 vs. S.F.

### Most, Game, Both Teams

- 1,030 AFC Divisional, Jan. 2, 1982 at Miami (OT)
- 901 AFC First Round, Jan. 9, 1983 at Pittsburgh
- 862 AFL Championship, Jan. 5, 1964 vs. Boston

## NET YARDS GAINED RUSHING

### Most, Game

- 309 AFL Championship, Jan. 5, 1964 vs. Boston
- 202 AFC Wild Card, Jan. 8, 1995 vs. Miami
- 196 AFC Wild Card, Jan. 5, 2014 at Cincinnati

### Most, Game, Opponent

- 219 AFL Championship, Dec. 26, 1964 vs. Buffalo
- 214 AFC Second Round, Jan. 16, 1983 at Miami
- 178 AFC Wild Card, Dec. 31, 1995 vs. Indianapolis

### Most, Game, Both Teams

- 384 AFL Championship, Jan. 5, 1964 vs. Boston
- 343 AFL Championship, Dec. 26, 1964 vs. Buffalo
- 323 AFC Wild Card, Dec. 31, 1995 vs. Indianapolis

## NET YARDS GAINED PASSING

### Most, Game

- 415 AFC Divisional, Jan. 2, 1982 at Miami (OT)
- 351 AFC Championship, Jan. 11, 1981 vs. Oakland
- 333 AFC First Round, Jan. 9, 1983 at Pittsburgh

### Most, Game, Opponent

- 402 AFC Divisional, Jan. 13, 2008 at Indianapolis
- 388 AFC Divisional, Jan. 2, 1982 at Miami (OT)
- 349 AFC Championship, Jan. 15, 1995 at Pit.

### Most, Game, Both Teams

- 803 AFC Divisional, Jan. 2, 1982 at Miami (OT)
- 714 AFC Divisional, Jan. 13, 2008 at Indianapolis
- 659 AFC Divisional, Jan. 13, 2019 at New England

# CHARGERS AND OPPONENT FIVE LONGEST POSTSEASON PLAYS

## RUNS FROM SCRIMMAGE

### CHARGERS

- 58t Ronnie Brown, AFC Wild Card,  
Jan. 5, 2014 at Cincinnati
- 26 Darren Sproles, AFC Championship,  
Jan. 20, 2008 at New England
- 24t Natrone Means, AFC Divisional,  
Jan. 8, 1995 vs. Miami
- 22t Darren Sproles, AFC Wild Card,  
Jan. 3, 2009 vs. Indianapolis
- 22 Darren Sproles, AFC Divisional,  
Jan. 17, 2010 vs. New York Jets

### OPPONENT

- 66t Zack Crockett, AFC Wild Card,  
Dec. 31, 1995 vs. Indianapolis
- 53t Shonn Greene, AFC Divisional,  
Jan. 17, 2010 vs. New York Jets
- 40 Sony Michel, AFC Divisional,  
Jan. 13, 2019 at New England
- 33t Zack Crockett, AFC Wild Card,  
Dec. 31, 1995 vs. Indianapolis
- 27 C.J. Stroud, AFC Wild Card,  
Jan. 11, 2025 at Houston
- Willie Parker, AFC Divisional,  
Jan. 11, 2009 at Pittsburgh

## PASS COMPLETIONS

### CHARGERS

- 86t Justin Herbert to Ladd McConkey,  
AFC Wild Card, Jan. 11, 2025 at Houston
- 62t Philip Rivers to Darren Sproles,  
AFC Divisional, Jan. 11, 2009 at Pittsburgh
- 58 Philip Rivers to LaDainian Tomlinson,  
AFC Divisional, Jan. 14, 2007 vs. N.E.
- 56t Philip Rivers to Darren Sproles,  
AFC Divisional, Jan. 13, 2008 at Ind.
- 49 Philip Rivers to Keenan Allen,  
AFC Divisional, Jan. 12, 2014 at Denver

### OPPONENT

- 72t Peyton Manning to Reggie Wayne,  
AFC Wild Card, Jan. 3, 2009 vs. Ind.
- 55t Peyton Manning to Anthony Gonzalez,  
AFC Divisional, Jan. 13, 2008 at Ind.
- 51t Steve Young to Ricky Watters,  
Super Bowl XXIX at Joe Robbie Stadium,  
Jan. 29, 1995 vs. San Francisco
- 49 Andy Dalton to Marvin Jones,  
AFC Wild Card, Jan. 5, 2014 at Cin.
- Tom Brady to Reche Caldwell,  
AFC Divisional, Jan. 14, 2007 vs. N.E.

## FIELD GOALS

### CHARGERS

- 54 John Carney, AFC Wild Card,  
Dec. 31, 1995 vs. Indianapolis
- 53 Michael Badgley, AFC Wild Card,  
Jan. 6, 2019 at Baltimore
- 50 Cameron Dicker, AFC Wild Card,  
Jan. 14, 2023 at Jacksonville
- 47 Michael Badgley, AFC Wild Card,  
Jan. 6, 2019 at Baltimore
- 42 Nate Kaeding, AFC Divisional,  
Jan. 11, 2009 at Pittsburgh

### OPPONENT

- 50 Stephen Gotskowski, AFC Divisional,  
Jan. 14, 2007 vs. New England
- 46 Mike Nugent, AFC Wild Card,  
Jan. 5, 2014 at Cincinnati
- Jay Feely, AFC Divisional,  
Jan. 17, 2010 vs. New York Jets
- Adam Vinatieri, AFC Divisional,  
Jan. 13, 2008 at Indianapolis
- 45 Matt Prater, AFC Divisional,  
Jan. 12, 2014 at Denver

## PUNTS

### CHARGERS

- 67 Mike Scifres, AFC Wild Card,  
Jan. 3, 2009 vs. Indianapolis
- 66 Mike Scifres, AFC Divisional,  
Jan. 13, 2008 at Indianapolis
- 65 Darren Bennett, AFC Wild Card,  
Dec. 31, 1995 vs. Indianapolis
- 64 John Hadl, AFL Championship,  
Dec. 26, 1964 at Buffalo
- 62 Mike Scifres, AFC Divisional,  
Jan. 12, 2014 at Denver

### OPPONENT

- 71 Ray Guy, AFC Championship,  
Jan. 11, 1981 vs. Oakland
- 67 Tommy Townsend, AFC Wild Card,  
Jan. 11, 2025 at Houston
- 68 Tom Yewcic, AFL Championship,  
Jan. 5, 1964 vs. Boston Patriots
- 64 Paul Maguire, AFL Championship,  
Dec. 26, 1964 at Buffalo
- 63 Hunter Smith, AFC Wild Card,  
Jan. 3, 2009 vs. Indianapolis

## INTERCEPTION RETURNS

### CHARGERS

- 40 Darren Carrington, AFC Wild Card,  
Jan. 2, 1993 vs. Kansas City
- 30 Shareece Wright, AFC Wild Card,  
Jan. 5, 2014 at Cincinnati
- Antonio Cromartie, AFC Divisional,  
Jan. 13, 2008 at Indianapolis
- 24 Quentin Jammer, AFC Divisional,  
Jan. 17, 2010 vs. New York Jets
- 17 Drayton Florence, AFC Divisional,  
Jan. 14, 2007 vs. New England

### OPPONENT

- 54 Derek Stingley Jr., AFC Wild Card,  
Jan. 11, 2025 at Houston
- 38t Eric Murray, AFC Wild Card,  
Jan. 11, 2025 at Houston
- 36 Antoine Bethea, AFC Wild Card,  
Jan. 3, 2009 vs. Indianapolis
- Jason Belser, AFC Wild Card,  
Dec. 31, 1995 vs. Indianapolis
- 32 Jason Belser, AFC Wild Card,  
Dec. 31, 1995 vs. Indianapolis

## KICKOFF RETURNS

### CHARGERS

- 98t Andre Coleman, Super Bowl XXIX at Joe Robbie Stadium Jan. 29, 1995 vs. S.F.  
72 Desmond King, AFC Wild Card, Jan. 6, 2019 at Baltimore  
63 Darren Sproles, AFC Divisional, Jan. 11, 2009 at Pittsburgh  
32 Darren Sproles, AFC Wild Card, Jan. 3, 2009 vs. Indianapolis  
Michael Turner, AFC Divisional, Jan. 14, 2007 vs. New England  
Andre Coleman, AFC Championship Jan. 15, 1995 at Pittsburgh

### OPPONENT

- 52 Jamal Agnew, AFC Wild Card, Jan. 14, 2023 at Jacksonville  
42 O.J. McDuffie, AFC Divisional, Jan. 8, 1995 vs. Miami  
37 Trindon Holliday, AFC Divisional, Jan. 12, 2014 at Denver  
T.J. Rushing, AFC Divisional, Jan. 13, 2008 at Indianapolis  
36 Jamal Agnew, AFC Wild Card, Jan. 14, 2023 at Jacksonville  
Brad Smith, AFC Divisional, Jan. 17, 2010 vs. New York Jets

## PUNT RETURNS

### CHARGERS

- 33 Desmond King, AFC Wild Card, Jan. 6, 2019 at Baltimore  
28 Darren Sproles, AFC Wild Card, Jan. 3, 2009 vs. Indianapolis  
14 Eric Parker, AFC Wild Card, Jan. 8, 2005 vs. New York Jets  
Andre Coleman, AFC Divisional, Jan. 8, 1995 vs. Miami  
13 Darren Sproles, AFC Championship Jan. 20, 2008 at New England  
Eric Parker, AFC Divisional, Jan. 14, 2007 vs. New England

### OPPONENT

- 67t Santonio Holmes, AFC Divisional, Jan. 11, 2009 at Pittsburgh  
47 Eric Decker, AFC Divisional, Jan. 12, 2014 at Denver  
46 Ray Buchanan, AFC Wild Card, Dec. 31, 1995 vs. Indianapolis  
25 Jerricho Cotchery, AFC Divisional, Jan. 17, 2010 vs. New York Jets  
22 T.J. Rushing, AFC Divisional, Jan. 13, 2008 at Indianapolis

## FUMBLE RETURNS

### CHARGERS

- 13 Richard Marshall, AFC Wild Card, Jan. 5, 2014 at Cincinnati  
5 Derwin James Jr., AFC Wild Card, Jan. 11, 2025 at Houston  
1 Richard Marshall, AFC Divisional, Jan. 12, 2014 at Denver

### OPPONENT

- 12 C.J. Mosley, AFC Wild Card, Jan. 6, 2019 at Baltimore



# ***LEAGUE STATS***



# 2025 NATIONAL FOOTBALL LEAGUE

## TEAM OFFENSIVE TOTALS

| CATEGORY                   | BAL   | BUF   | CIN   | CLE   | DEN    | HOU   | IND   | JAX   | KC    | LAC   | LV     |
|----------------------------|-------|-------|-------|-------|--------|-------|-------|-------|-------|-------|--------|
| GAMES (W-L-T)              | 6-6-0 | 8-4-0 | 4-8-0 | 3-9-0 | 10-2-0 | 7-5-0 | 8-4-0 | 8-4-0 | 6-6-0 | 8-4-0 | 2-10-0 |
| FIRST DOWNS                | 217   | 264   | 233   | 193   | 230    | 232   | 264   | 247   | 276   | 244   | 195    |
| Rushing                    | 91    | 100   | 68    | 74    | 75     | 66    | 96    | 90    | 98    | 85    | 49     |
| Passing                    | 106   | 139   | 136   | 93    | 135    | 137   | 146   | 129   | 157   | 138   | 125    |
| Penalty                    | 20    | 25    | 29    | 26    | 20     | 29    | 22    | 28    | 21    | 21    | 21     |
| YDS GAINED (tot)           | 3807  | 4572  | 3760  | 3096  | 4090   | 3921  | 4505  | 3912  | 4498  | 4161  | 3114   |
| Avg per Game               | 317.3 | 381.0 | 313.3 | 258.0 | 340.8  | 326.8 | 375.4 | 326.0 | 374.8 | 346.8 | 259.5  |
| RUSHING (net)              | 1641  | 1868  | 1062  | 1182  | 1432   | 1292  | 1613  | 1479  | 1420  | 1465  | 905    |
| Avg per Game               | 136.8 | 155.7 | 88.5  | 98.5  | 119.3  | 107.7 | 134.4 | 123.3 | 118.3 | 122.1 | 75.4   |
| Rushes                     | 330   | 376   | 247   | 305   | 314    | 319   | 316   | 350   | 323   | 323   | 265    |
| Yards per Rush             | 5.0   | 5.0   | 4.3   | 3.9   | 4.6    | 4.1   | 5.1   | 4.2   | 4.4   | 4.5   | 3.4    |
| PASSING (net)              | 2166  | 2704  | 2698  | 1914  | 2658   | 2629  | 2892  | 2433  | 3078  | 2696  | 2209   |
| Avg per Game               | 180.5 | 225.3 | 224.8 | 159.5 | 221.5  | 219.1 | 241.0 | 202.8 | 256.5 | 224.7 | 184.1  |
| Attempts                   | 317   | 356   | 457   | 406   | 433    | 427   | 382   | 395   | 441   | 409   | 379    |
| Completions                | 208   | 246   | 280   | 234   | 266    | 271   | 257   | 236   | 285   | 272   | 255    |
| Completion Pct             | 65.6% | 69.1% | 61.3% | 57.6% | 61.4%  | 63.5% | 67.3% | 59.8% | 64.6% | 66.5% | 67.3%  |
| Yards Gained               | 2398  | 2886  | 2857  | 2157  | 2742   | 2857  | 3050  | 2636  | 3238  | 2932  | 2540   |
| Sacked                     | 34    | 28    | 25    | 33    | 14     | 27    | 22    | 32    | 27    | 40    | 46     |
| Yards Lost                 | 232   | 182   | 159   | 243   | 84     | 228   | 158   | 203   | 160   | 236   | 331    |
| Had Intercepted            | 8     | 10    | 12    | 10    | 9      | 7     | 7     | 11    | 7     | 10    | 14     |
| Yards Opp Ret              | 91    | 38    | 289   | 169   | 55     | 55    | 33    | 16    | 160   | 164   | 139    |
| Opp TDs on Int             | 1     | 0     | 3     | 0     | 0      | 0     | 0     | 0     | 1     | 1     | 0      |
| PUNTS                      | 41    | 36    | 48    | 68    | 61     | 50    | 29    | 44    | 34    | 36    | 50     |
| Avg Yards                  | 51.3  | 44.9  | 52.3  | 44.8  | 47.9   | 48.4  | 49.5  | 46.8  | 46.7  | 49.5  | 45.4   |
| PUNT RETURNS               | 12    | 22    | 13    | 24    | 28     | 28    | 18    | 19    | 22    | 17    | 18     |
| Avg Return                 | 14.4  | 5.2   | 9.8   | 8.6   | 13.4   | 10.6  | 10.3  | 17.0  | 7.3   | 7.2   | 6.9    |
| Returned for TD            | 0     | 0     | 0     | 0     | 0      | 0     | 0     | 2     | 0     | 0     | 0      |
| KICKOFF RETURNS            | 57    | 48    | 60    | 50    | 45     | 36    | 45    | 38    | 50    | 45    | 48     |
| Avg Return                 | 26.1  | 28.1  | 25.3  | 23.7  | 24.7   | 25.5  | 28.5  | 27.0  | 26.4  | 25.5  | 27.7   |
| Returned for TD            | 0     | 1     | 1     | 0     | 0      | 0     | 0     | 0     | 0     | 0     | 0      |
| PENALTIES                  | 70    | 81    | 67    | 80    | 98     | 86    | 78    | 104   | 86    | 80    | 86     |
| Yards Penalized            | 546   | 662   | 485   | 640   | 916    | 714   | 640   | 861   | 753   | 598   | 701    |
| FUMBLES BY                 | 19    | 15    | 10    | 10    | 8      | 5     | 14    | 9     | 11    | 9     | 9      |
| Fumbles Lost               | 10    | 7     | 6     | 5     | 4      | 3     | 5     | 3     | 1     | 4     | 3      |
| Opp Fumbles                | 13    | 15    | 7     | 16    | 10     | 14    | 6     | 11    | 10    | 12    | 14     |
| Opp Fumbles Lost           | 7     | 7     | 5     | 6     | 3      | 7     | 5     | 7     | 3     | 2     | 6      |
| POSS. TIME (avg)           | 28:57 | 33:10 | 28:04 | 29:29 | 29:47  | 32:11 | 29:06 | 31:36 | 31:56 | 32:49 | 28:32  |
| TOUCHDOWNS                 | 32    | 42    | 30    | 21    | 32     | 25    | 42    | 34    | 35    | 28    | 19     |
| Rushing                    | 15    | 21    | 5     | 8     | 13     | 7     | 22    | 15    | 13    | 7     | 4      |
| Passing                    | 16    | 19    | 23    | 11    | 19     | 16    | 19    | 16    | 22    | 21    | 15     |
| Returns                    | 1     | 2     | 2     | 2     | 0      | 2     | 1     | 3     | 0     | 0     | 0      |
| KO Rec in EZ               | 0     | 0     | 0     | 0     | 0      | 0     | 0     | 0     | 0     | 0     | 0      |
| EXTRA POINT KICKS          | 29/30 | 34/37 | 27/27 | 18/19 | 27/27  | 18/18 | 32/35 | 29/30 | 28/32 | 27/27 | 15/16  |
| 2-PT CONVERSIONS           | 1/2   | 0/5   | 2/3   | 1/2   | 4/5    | 1/6   | 2/6   | 1/4   | 2/3   | 1/1   | 1/3    |
| FIELD GOALS MADE/ATTEMPTED | 22/24 | 17/19 | 23/26 | 16/19 | 19/22  | 31/34 | 23/25 | 19/23 | 21/24 | 26/28 | 16/21  |
| POINTS SCORED              | 289   | 337   | 280   | 194   | 284    | 263   | 357   | 292   | 305   | 277   | 179    |

# 2025 NATIONAL FOOTBALL LEAGUE

## TEAM DEFENSIVE TOTALS

| CATEGORY               | BAL   | BUF   | CIN   | CLE   | DEN   | HOU   | IND   | JAX   | KC    | LAC   | LV    |
|------------------------|-------|-------|-------|-------|-------|-------|-------|-------|-------|-------|-------|
| POINTS ALLOWED         | 293   | 259   | 374   | 270   | 218   | 198   | 249   | 253   | 232   | 252   | 308   |
| OPP FIRST DOWNS        | 237   | 214   | 274   | 196   | 219   | 192   | 268   | 236   | 203   | 202   | 228   |
| Rushing                | 81    | 94    | 100   | 64    | 59    | 56    | 82    | 59    | 69    | 77    | 84    |
| Passing                | 138   | 101   | 155   | 112   | 125   | 110   | 156   | 146   | 114   | 103   | 124   |
| Penalty                | 18    | 19    | 19    | 20    | 35    | 26    | 30    | 31    | 20    | 22    | 20    |
| OPP YARDS GAINED (tot) | 4205  | 3654  | 4920  | 3255  | 3437  | 3188  | 4134  | 3750  | 3680  | 3303  | 3879  |
| Avg per Game           | 350.4 | 304.5 | 410.0 | 271.3 | 286.4 | 265.7 | 344.5 | 312.5 | 306.7 | 275.3 | 323.3 |
| OPP RUSHING (net)      | 1421  | 1696  | 1839  | 1216  | 1117  | 1100  | 1179  | 989   | 1211  | 1283  | 1329  |
| Avg per Game           | 118.4 | 141.3 | 153.3 | 101.3 | 93.1  | 91.7  | 98.3  | 82.4  | 100.9 | 106.9 | 110.8 |
| Rushes                 | 324   | 326   | 361   | 329   | 301   | 273   | 302   | 253   | 284   | 282   | 353   |
| Yards per Rush         | 4.4   | 5.2   | 5.1   | 3.7   | 3.7   | 4.0   | 3.9   | 3.9   | 4.3   | 4.6   | 3.8   |
| OPP PASSING (net)      | 2784  | 1958  | 3081  | 2039  | 2320  | 2088  | 2955  | 2761  | 2469  | 2020  | 2550  |
| Avg per Game           | 232.0 | 163.2 | 256.8 | 169.9 | 193.3 | 174.0 | 246.3 | 230.1 | 205.8 | 168.3 | 212.5 |
| Pass Attempts          | 436   | 326   | 405   | 334   | 419   | 375   | 457   | 455   | 357   | 349   | 372   |
| Pass Completions       | 270   | 194   | 266   | 215   | 242   | 219   | 292   | 286   | 248   | 214   | 250   |
| Completion Pct         | 61.9% | 59.5% | 65.7% | 64.4% | 57.8% | 58.4% | 63.9% | 62.9% | 69.5% | 61.3% | 67.2% |
| Yards Gained           | 2924  | 2128  | 3191  | 2327  | 2636  | 2354  | 3181  | 2929  | 2559  | 2223  | 2684  |
| Sacked                 | 19    | 27    | 18    | 43    | 51    | 34    | 35    | 24    | 22    | 34    | 23    |
| Yards Lost             | 140   | 170   | 110   | 288   | 316   | 266   | 226   | 168   | 90    | 203   | 134   |
| INTERCEPTED BY         | 7     | 8     | 10    | 9     | 7     | 12    | 12    | 13    | 7     | 11    | 8     |
| Yards Returned         | 120   | 65    | 109   | 151   | 123   | 97    | 99    | 230   | 49    | 77    | 63    |
| Returned for TD        | 0     | 0     | 1     | 2     | 0     | 0     | 1     | 1     | 0     | 0     | 0     |
| OPP PUNT RETURNS       | 18    | 12    | 24    | 30    | 25    | 25    | 12    | 20    | 14    | 14    | 21    |
| Avg Return             | 7.7   | 8.5   | 10.7  | 14.2  | 9.6   | 11.1  | 6.3   | 7.3   | 15.3  | 15.1  | 13.3  |
| Returned for TD        | 0     | 0     | 0     | 2     | 0     | 1     | 0     | 0     | 0     | 1     | 1     |
| OPP KICKOFF RETURNS    | 53    | 59    | 51    | 39    | 47    | 48    | 63    | 43    | 52    | 50    | 38    |
| Avg Return             | 25.5  | 26.0  | 26.7  | 27.9  | 28.3  | 26.8  | 24.9  | 27.0  | 25.6  | 29.0  | 27.5  |
| Returned for TD        | 0     | 0     | 0     | 1     | 0     | 1     | 0     | 0     | 0     | 0     | 0     |
| OPP TOUCHDOWNS         | 30    | 30    | 45    | 29    | 20    | 23    | 27    | 31    | 25    | 28    | 36    |
| Rushing                | 11    | 18    | 14    | 7     | 9     | 9     | 11    | 7     | 11    | 14    | 16    |
| Passing                | 18    | 12    | 26    | 18    | 11    | 12    | 16    | 22    | 13    | 12    | 19    |
| Returns                | 1     | 0     | 5     | 4     | 0     | 2     | 0     | 2     | 1     | 2     | 1     |
| KO Rec in EZ           | 0     | 0     | 0     | 0     | 0     | 0     | 0     | 0     | 0     | 0     | 0     |

# 2025 NATIONAL FOOTBALL LEAGUE

## TEAM OFFENSIVE TOTALS

| CATEGORY                   | MIA   | NE     | NYJ   | PIT   | TEN    | ARI   | ATL   | CAR   | CHI   | DAL   | DET   |
|----------------------------|-------|--------|-------|-------|--------|-------|-------|-------|-------|-------|-------|
| GAMES (W-L-T)              | 5-7-0 | 11-2-0 | 3-9-0 | 6-6-0 | 1-11-0 | 3-9-0 | 4-8-0 | 7-6-0 | 9-3-0 | 6-5-1 | 7-5-0 |
| FIRST DOWNS                | 207   | 267    | 206   | 204   | 180    | 248   | 235   | 249   | 254   | 279   | 240   |
| Rushing                    | 72    | 88     | 91    | 76    | 50     | 70    | 84    | 88    | 108   | 78    | 81    |
| Passing                    | 124   | 159    | 100   | 105   | 114    | 156   | 129   | 138   | 130   | 166   | 149   |
| Penalty                    | 11    | 20     | 15    | 23    | 16     | 22    | 22    | 23    | 16    | 35    | 10    |
| YDS GAINED (tot)           | 3602  | 4714   | 3366  | 3380  | 2909   | 4047  | 4016  | 4045  | 4491  | 4717  | 4515  |
| Avg per Game               | 300.2 | 362.6  | 280.5 | 281.7 | 242.4  | 337.3 | 334.7 | 311.2 | 374.3 | 393.1 | 376.3 |
| RUSHING (net)              | 1405  | 1468   | 1604  | 1126  | 920    | 1207  | 1487  | 1631  | 1846  | 1462  | 1657  |
| Avg per Game               | 117.1 | 112.9  | 133.7 | 93.8  | 76.7   | 100.6 | 123.9 | 125.5 | 153.8 | 121.8 | 138.1 |
| Rushes                     | 292   | 376    | 336   | 283   | 236    | 280   | 330   | 370   | 374   | 315   | 331   |
| Yards per Rush             | 4.8   | 3.9    | 4.8   | 4.0   | 3.9    | 4.3   | 4.5   | 4.4   | 4.9   | 4.6   | 5.0   |
| PASSING (net)              | 2197  | 3246   | 1762  | 2254  | 1989   | 2840  | 2529  | 2414  | 2645  | 3255  | 2858  |
| Avg per Game               | 183.1 | 249.7  | 146.8 | 187.8 | 165.8  | 236.7 | 210.8 | 185.7 | 220.4 | 271.3 | 238.2 |
| Attempts                   | 353   | 388    | 336   | 362   | 412    | 465   | 384   | 400   | 402   | 446   | 382   |
| Completions                | 237   | 277    | 208   | 240   | 246    | 315   | 235   | 255   | 234   | 309   | 265   |
| Completion Pct             | 67.1% | 71.4%  | 61.9% | 66.3% | 59.7%  | 67.7% | 61.2% | 63.8% | 58.2% | 69.3% | 69.4% |
| Yards Gained               | 2373  | 3424   | 2036  | 2396  | 2351   | 3148  | 2665  | 2630  | 2771  | 3360  | 3028  |
| Sacked                     | 27    | 40     | 41    | 22    | 48     | 42    | 19    | 30    | 19    | 17    | 26    |
| Yards Lost                 | 176   | 178    | 274   | 142   | 362    | 308   | 136   | 216   | 126   | 105   | 170   |
| Had Intercepted            | 14    | 6      | 5     | 9     | 6      | 7     | 4     | 10    | 5     | 9     | 5     |
| Yards Opp Ret              | 156   | 56     | 70    | 96    | 84     | 122   | 137   | 71    | 39    | 50    | 50    |
| Opp TDs on Int             | 1     | 1      | 1     | 0     | 1      | 0     | 2     | 0     | 0     | 0     | 0     |
| PUNTS                      | 38    | 42     | 51    | 42    | 56     | 43    | 49    | 44    | 42    | 35    | 43    |
| Avg Yards                  | 49.2  | 46.6   | 46.9  | 45.8  | 46.4   | 47.3  | 44.1  | 47.4  | 47.9  | 48.1  | 45.7  |
| PUNT RETURNS               | 16    | 19     | 29    | 18    | 18     | 16    | 17    | 18    | 16    | 11    | 21    |
| Avg Return                 | 14.4  | 18.8   | 12.3  | 9.6   | 20.1   | 11.6  | 5.9   | 6.9   | 10.3  | 7.5   | 8.0   |
| Returned for TD            | 1     | 2      | 1     | 0     | 2      | 0     | 0     | 0     | 0     | 0     | 1     |
| KICKOFF RETURNS            | 48    | 45     | 60    | 48    | 53     | 55    | 56    | 45    | 50    | 53    | 46    |
| Avg Return                 | 26.0  | 25.3   | 29.6  | 23.9  | 25.7   | 25.2  | 22.2  | 24.2  | 26.1  | 24.9  | 25.9  |
| Returned for TD            | 0     | 1      | 1     | 0     | 0      | 0     | 0     | 0     | 0     | 0     | 0     |
| PENALTIES                  | 70    | 80     | 82    | 73    | 90     | 89    | 65    | 71    | 91    | 94    | 74    |
| Yards Penalized            | 577   | 667    | 681   | 577   | 685    | 656   | 534   | 563   | 759   | 779   | 543   |
| FUMBLES BY                 | 13    | 15     | 12    | 13    | 14     | 11    | 14    | 14    | 11    | 15    | 6     |
| Fumbles Lost               | 4     | 7      | 9     | 5     | 10     | 8     | 7     | 7     | 4     | 6     | 3     |
| Opp Fumbles                | 15    | 9      | 11    | 18    | 7      | 16    | 19    | 10    | 14    | 10    | 17    |
| Opp Fumbles Lost           | 10    | 6      | 2     | 12    | 5      | 8     | 6     | 5     | 9     | 5     | 4     |
| POSS. TIME (avg)           | 28:35 | 31:45  | 28:44 | 27:02 | 28:39  | 31:37 | 29:09 | 31:00 | 31:57 | 29:52 | 30:37 |
| TOUCHDOWNS                 | 26    | 40     | 25    | 32    | 15     | 30    | 26    | 28    | 34    | 40    | 43    |
| Rushing                    | 8     | 12     | 9     | 8     | 4      | 9     | 14    | 7     | 15    | 12    | 16    |
| Passing                    | 17    | 23     | 13    | 21    | 7      | 19    | 12    | 19    | 18    | 26    | 26    |
| Returns                    | 1     | 5      | 3     | 3     | 4      | 2     | 0     | 2     | 1     | 2     | 1     |
| KO Rec in EZ               | 0     | 0      | 0     | 0     | 0      | 0     | 0     | 0     | 0     | 0     | 0     |
| EXTRA POINT KICKS          | 24/25 | 36/38  | 18/18 | 30/30 | 14/15  | 27/27 | 23/24 | 20/23 | 31/31 | 37/38 | 40/42 |
| 2-PT CONVERSIONS           | 1/1   | 2/2    | 5/7   | 1/2   | 0/0    | 1/3   | 2/2   | 1/5   | 0/3   | 2/2   | 1/1   |
| FIELD GOALS MADE/ATTEMPTED | 21/23 | 23/26  | 22/23 | 19/22 | 22/27  | 18/23 | 20/25 | 19/23 | 26/31 | 22/24 | 16/20 |
| POINTS SCORED              | 247   | 351    | 246   | 281   | 170    | 265   | 243   | 247   | 313   | 351   | 350   |



# 2025 NATIONAL FOOTBALL LEAGUE

## TEAM DEFENSIVE TOTALS

| CATEGORY               | MIA   | NE    | NYJ   | PIT   | TEN   | ARI   | ATL   | CAR   | CHI   | DAL   | DET   |
|------------------------|-------|-------|-------|-------|-------|-------|-------|-------|-------|-------|-------|
| POINTS ALLOWED         | 286   | 241   | 315   | 289   | 328   | 303   | 276   | 297   | 307   | 342   | 274   |
| OPP FIRST DOWNS        | 243   | 235   | 244   | 268   | 239   | 249   | 229   | 238   | 239   | 266   | 225   |
| Rushing                | 85    | 75    | 85    | 102   | 83    | 81    | 93    | 90    | 84    | 100   | 66    |
| Passing                | 129   | 138   | 132   | 145   | 131   | 145   | 123   | 137   | 130   | 148   | 130   |
| Penalty                | 29    | 22    | 27    | 21    | 25    | 23    | 13    | 11    | 25    | 18    | 29    |
| OPP YARDS GAINED (tot) | 4142  | 3853  | 3927  | 4381  | 4150  | 3986  | 3827  | 4304  | 4308  | 4514  | 3794  |
| Avg per Game           | 345.2 | 296.4 | 327.3 | 365.1 | 345.8 | 332.2 | 318.9 | 331.1 | 359.0 | 376.2 | 316.2 |
| OPP RUSHING (net)      | 1650  | 1163  | 1574  | 1412  | 1531  | 1351  | 1574  | 1543  | 1606  | 1496  | 1244  |
| Avg per Game           | 137.5 | 89.5  | 131.2 | 117.7 | 127.6 | 112.6 | 131.2 | 118.7 | 133.8 | 124.7 | 103.7 |
| Rushes                 | 344   | 288   | 367   | 331   | 333   | 317   | 349   | 343   | 310   | 321   | 320   |
| Yards per Rush         | 4.8   | 4.0   | 4.3   | 4.3   | 4.6   | 4.3   | 4.5   | 4.5   | 5.2   | 4.7   | 3.9   |
| OPP PASSING (net)      | 2492  | 2690  | 2353  | 2969  | 2619  | 2635  | 2253  | 2761  | 2702  | 3018  | 2550  |
| Avg per Game           | 207.7 | 206.9 | 196.1 | 247.4 | 218.3 | 219.6 | 187.8 | 212.4 | 225.2 | 251.5 | 212.5 |
| Pass Attempts          | 355   | 420   | 358   | 455   | 359   | 401   | 361   | 399   | 374   | 413   | 380   |
| Pass Completions       | 257   | 279   | 226   | 293   | 248   | 258   | 231   | 260   | 252   | 281   | 231   |
| Completion Pct         | 72.4% | 66.4% | 63.1% | 64.4% | 69.1% | 64.3% | 64.0% | 65.2% | 67.4% | 68.0% | 60.8% |
| Yards Gained           | 2654  | 2861  | 2501  | 3177  | 2832  | 2802  | 2516  | 2890  | 2824  | 3234  | 2754  |
| Sacked                 | 25    | 27    | 21    | 34    | 30    | 24    | 41    | 18    | 23    | 28    | 32    |
| Yards Lost             | 162   | 171   | 148   | 208   | 213   | 167   | 263   | 129   | 122   | 216   | 204   |
| INTERCEPTED BY         | 4     | 8     | 0     | 10    | 5     | 9     | 9     | 12    | 17    | 5     | 9     |
| Yards Returned         | 52    | 156   | 0     | 146   | 41    | 35    | 42    | 195   | 233   | 120   | 51    |
| Returned for TD        | 0     | 1     | 0     | 1     | 1     | 0     | 0     | 2     | 1     | 1     | 0     |
| OPP PUNT RETURNS       | 16    | 19    | 16    | 17    | 27    | 18    | 23    | 22    | 19    | 22    | 18    |
| Avg Return             | 6.6   | 12.6  | 5.6   | 7.7   | 10.1  | 10.0  | 7.8   | 13.3  | 13.4  | 9.0   | 8.3   |
| Returned for TD        | 0     | 1     | 0     | 0     | 0     | 0     | 0     | 1     | 0     | 0     | 0     |
| OPP KICKOFF RETURNS    | 47    | 56    | 43    | 57    | 30    | 45    | 39    | 46    | 52    | 54    | 55    |
| Avg Return             | 26.3  | 24.0  | 25.9  | 25.2  | 25.3  | 27.8  | 29.8  | 22.1  | 27.4  | 25.2  | 26.1  |
| Returned for TD        | 1     | 0     | 0     | 0     | 0     | 0     | 0     | 0     | 1     | 0     | 0     |
| OPP TOUCHDOWNS         | 32    | 28    | 34    | 31    | 38    | 33    | 30    | 34    | 37    | 41    | 33    |
| Rushing                | 10    | 5     | 14    | 9     | 17    | 12    | 10    | 16    | 11    | 13    | 8     |
| Passing                | 20    | 21    | 19    | 20    | 19    | 17    | 18    | 16    | 24    | 28    | 25    |
| Returns                | 2     | 2     | 1     | 1     | 2     | 4     | 2     | 2     | 2     | 0     | 0     |
| KO Rec in EZ           | 0     | 0     | 0     | 1     | 0     | 0     | 0     | 0     | 0     | 0     | 0     |

# 2025 NATIONAL FOOTBALL LEAGUE

## TEAM OFFENSIVE TOTALS

| CATEGORY                   | GB    | LAR   | MIN   | NO     | NYG    | PHI   | SEA   | SF    | TB    | WAS   | NFL/Avg |
|----------------------------|-------|-------|-------|--------|--------|-------|-------|-------|-------|-------|---------|
| GAMES (W-L-T)              | 8-3-1 | 9-3-0 | 4-8-0 | 2-10-0 | 2-11-0 | 8-4-0 | 9-3-0 | 9-4-0 | 7-5-0 | 3-9-0 | ---     |
| FIRST DOWNS                | 244   | 269   | 196   | 221    | 266    | 205   | 240   | 282   | 223   | 235   | 235.8   |
| Rushing                    | 86    | 82    | 64    | 71     | 108    | 76    | 85    | 90    | 79    | 90    | 81.5    |
| Passing                    | 136   | 160   | 109   | 122    | 124    | 112   | 129   | 174   | 119   | 117   | 131.7   |
| Penalty                    | 22    | 27    | 23    | 28     | 34     | 17    | 26    | 18    | 25    | 28    | 22.6    |
| YDS GAINED (tot)           | 4087  | 4321  | 3271  | 3559   | 4421   | 3657  | 4230  | 4435  | 3794  | 4051  | 3970.8  |
| Avg per Game               | 340.6 | 360.1 | 272.6 | 296.6  | 340.1  | 304.8 | 352.5 | 341.2 | 316.2 | 337.6 | 327.5   |
| RUSHING (net)              | 1406  | 1362  | 1193  | 1088   | 1605   | 1302  | 1403  | 1281  | 1318  | 1667  | 1399.9  |
| Avg per Game               | 117.2 | 113.5 | 99.4  | 90.7   | 123.5  | 108.5 | 116.9 | 98.5  | 109.8 | 138.9 | 115.5   |
| Rushes                     | 350   | 310   | 258   | 304    | 389    | 327   | 359   | 366   | 320   | 341   | 322.3   |
| Yards per Rush             | 4.0   | 4.4   | 4.6   | 3.6    | 4.1    | 4.0   | 3.9   | 3.5   | 4.1   | 4.9   | 4.3     |
| PASSING (net)              | 2681  | 2959  | 2078  | 2471   | 2816   | 2355  | 2827  | 3154  | 2476  | 2384  | 2570.8  |
| Avg per Game               | 223.4 | 246.6 | 173.2 | 205.9  | 216.6  | 196.3 | 235.6 | 242.6 | 206.3 | 198.7 | 212.0   |
| Attempts                   | 364   | 402   | 367   | 426    | 413    | 342   | 328   | 450   | 402   | 358   | 393.3   |
| Completions                | 245   | 266   | 221   | 282    | 252    | 226   | 223   | 307   | 251   | 225   | 254.0   |
| Completion Pct             | 67.3% | 66.2% | 60.2% | 66.2%  | 61.0%  | 66.1% | 68.0% | 68.2% | 62.4% | 62.9% | 64.6%   |
| Yards Gained               | 2807  | 3073  | 2345  | 2673   | 2987   | 2514  | 2928  | 3298  | 2662  | 2543  | 2759.5  |
| Sacked                     | 17    | 17    | 43    | 32     | 36     | 27    | 15    | 20    | 26    | 29    | 28.8    |
| Yards Lost                 | 126   | 114   | 267   | 202    | 171    | 159   | 101   | 144   | 186   | 159   | 188.7   |
| Had Intercepted            | 3     | 4     | 19    | 10     | 8      | 2     | 11    | 13    | 5     | 8     | 8.4     |
| Yards Opp Ret              | 86    | 48    | 311   | 100    | 44     | 68    | 159   | 109   | 93    | 144   | 103.2   |
| Opp TDs on Int             | 0     | 1     | 3     | 1      | 0      | 0     | 0     | 0     | 1     | 1     | 0.6     |
| PUNTS                      | 37    | 36    | 50    | 44     | 49     | 56    | 37    | 38    | 51    | 38    | 44.3    |
| Avg Yards                  | 51.4  | 46.2  | 48.9  | 43.6   | 44.5   | 50.1  | 49.8  | 43.6  | 43.7  | 47.9  | 47.2    |
| PUNT RETURNS               | 25    | 19    | 27    | 17     | 19     | 12    | 24    | 21    | 20    | 20    | 19.5    |
| Avg Return                 | 5.6   | 7.9   | 10.3  | 9.4    | 8.7    | 10.3  | 14.2  | 12.1  | 12.9  | 11.2  | 10.6    |
| Returned for TD            | 0     | 0     | 0     | 0      | 0      | 0     | 1     | 0     | 0     | 1     | 0.3     |
| KICKOFF RETURNS            | 39    | 36    | 56    | 47     | 57     | 45    | 35    | 37    | 45    | 52    | 47.8    |
| Avg Return                 | 25.1  | 24.8  | 26.1  | 25.3   | 27.0   | 23.4  | 26.3  | 28.0  | 24.5  | 28.6  | 25.8    |
| Returned for TD            | 0     | 0     | 0     | 0      | 0      | 0     | 0     | 0     | 0     | 0     | 0.1     |
| PENALTIES                  | 76    | 52    | 89    | 84     | 96     | 91    | 75    | 67    | 65    | 83    | 80.4    |
| Yards Penalized            | 566   | 426   | 715   | 606    | 818    | 765   | 594   | 499   | 517   | 678   | 647.5   |
| FUMBLES BY                 | 14    | 10    | 20    | 12     | 11     | 12    | 18    | 11    | 12    | 15    | 12.3    |
| Fumbles Lost               | 4     | 7     | 7     | 9      | 6      | 6     | 11    | 5     | 4     | 7     | 5.8     |
| Opp Fumbles                | 8     | 13    | 16    | 15     | 8      | 11    | 8     | 17    | 13    | 9     | 12.3    |
| Opp Fumbles Lost           | 5     | 8     | 8     | 7      | 2      | 5     | 5     | 9     | 7     | 1     | 5.8     |
| POSS. TIME (avg)           | 30:02 | 29:01 | 27:16 | 27:59  | 30:30  | 29:58 | 29:35 | 30:28 | 31:28 | 28:49 | 30:00   |
| TOUCHDOWNS                 | 34    | 43    | 23    | 18     | 34     | 34    | 38    | 33    | 31    | 31    | 31.2    |
| Rushing                    | 14    | 10    | 8     | 3      | 17     | 12    | 14    | 11    | 10    | 13    | 11.1    |
| Passing                    | 20    | 32    | 13    | 13     | 17     | 19    | 19    | 22    | 19    | 17    | 18.4    |
| Returns                    | 0     | 1     | 2     | 2      | 0      | 3     | 4     | 0     | 2     | 1     | 1.6     |
| KO Rec in EZ               | 0     | 0     | 0     | 0      | 0      | 0     | 1     | 0     | 0     | 0     | 0.0     |
| EXTRA POINT KICKS          | 29/32 | 40/43 | 19/19 | 15/15  | 26/31  | 30/31 | 38/38 | 24/28 | 23/24 | 25/25 | 95.3%   |
| 2-PT CONVERSIONS           | 2/2   | 0/0   | 2/4   | 1/3    | 2/3    | 0/2   | 0/0   | 2/5   | 1/7   | 2/6   | 44.0%   |
| FIELD GOALS MADE/ATTEMPTED | 19/25 | 12/17 | 21/23 | 19/27  | 15/16  | 12/16 | 28/33 | 27/29 | 22/26 | 15/21 | 85.1%   |
| POINTS SCORED              | 294   | 334   | 224   | 182    | 279    | 270   | 350   | 307   | 279   | 262   | 278.2   |

# 2025 NATIONAL FOOTBALL LEAGUE

## TEAM DEFENSIVE TOTALS

| CATEGORY               | GB    | LAR   | MIN   | NO    | NYG   | PHI   | SEA   | SF    | TB    | WAS   | NFL/Avg |
|------------------------|-------|-------|-------|-------|-------|-------|-------|-------|-------|-------|---------|
| POINTS ALLOWED         | 226   | 210   | 281   | 295   | 367   | 249   | 217   | 269   | 301   | 323   | 278.2   |
| OPP FIRST DOWNS        | 215   | 230   | 225   | 235   | 293   | 245   | 217   | 258   | 227   | 256   | 235.8   |
| Rushing                | 71    | 83    | 107   | 92    | 102   | 98    | 58    | 85    | 58    | 86    | 81.5    |
| Passing                | 121   | 127   | 100   | 122   | 161   | 121   | 134   | 151   | 150   | 154   | 131.7   |
| Penalty                | 23    | 20    | 18    | 21    | 30    | 26    | 25    | 22    | 19    | 16    | 22.6    |
| OPP YARDS GAINED (tot) | 3418  | 3781  | 3682  | 3775  | 5015  | 4166  | 3473  | 4365  | 4139  | 4659  | 3970.8  |
| Avg per Game           | 284.8 | 315.1 | 306.8 | 314.6 | 385.8 | 347.2 | 289.4 | 335.8 | 344.9 | 388.3 | 327.5   |
| OPP RUSHING (net)      | 1180  | 1294  | 1541  | 1523  | 2005  | 1547  | 1065  | 1349  | 1169  | 1600  | 1399.9  |
| Avg per Game           | 98.3  | 107.8 | 128.4 | 126.9 | 154.2 | 128.9 | 88.8  | 103.8 | 97.4  | 133.3 | 115.5   |
| Rushes                 | 303   | 329   | 382   | 374   | 347   | 343   | 280   | 323   | 279   | 344   | 322.3   |
| Yards per Rush         | 3.9   | 3.9   | 4.0   | 4.1   | 5.8   | 4.5   | 3.8   | 4.2   | 4.2   | 4.7   | 4.3     |
| OPP PASSING (net)      | 2238  | 2487  | 2141  | 2252  | 3010  | 2619  | 2408  | 3016  | 2970  | 3059  | 2570.8  |
| Avg per Game           | 186.5 | 207.3 | 178.4 | 187.7 | 231.5 | 218.3 | 200.7 | 232.0 | 247.5 | 254.9 | 212.0   |
| Pass Attempts          | 395   | 418   | 332   | 330   | 454   | 413   | 443   | 451   | 415   | 373   | 393.3   |
| Pass Completions       | 262   | 269   | 214   | 222   | 296   | 233   | 280   | 312   | 277   | 252   | 254.0   |
| Completion Pct         | 66.3% | 64.4% | 64.5% | 67.3% | 65.2% | 56.4% | 63.2% | 69.2% | 66.8% | 67.6% | 64.6%   |
| Yards Gained           | 2432  | 2712  | 2355  | 2432  | 3202  | 2742  | 2699  | 3135  | 3186  | 3229  | 2759.5  |
| Sacked                 | 32    | 33    | 31    | 28    | 29    | 24    | 40    | 16    | 29    | 26    | 28.8    |
| Yards Lost             | 194   | 225   | 214   | 180   | 192   | 123   | 291   | 119   | 216   | 170   | 188.7   |
| INTERCEPTED BY         | 6     | 12    | 3     | 7     | 5     | 8     | 13    | 5     | 11    | 6     | 8.4     |
| Yards Returned         | 0     | 174   | 87    | 60    | 164   | 115   | 223   | 94    | 101   | 30    | 103.2   |
| Returned for TD        | 0     | 1     | 1     | 1     | 0     | 1     | 1     | 0     | 2     | 0     | 0.6     |
| OPP PUNT RETURNS       | 18    | 16    | 21    | 18    | 21    | 27    | 16    | 20    | 17    | 18    | 19.5    |
| Avg Return             | 11.7  | 14.3  | 9.3   | 12.2  | 12.6  | 11.4  | 15.5  | 12.6  | 8.8   | 3.8   | 10.6    |
| Returned for TD        | 0     | 0     | 0     | 1     | 1     | 0     | 1     | 1     | 0     | 0     | 0.3     |
| OPP KICKOFF RETURNS    | 45    | 32    | 45    | 34    | 50    | 46    | 60    | 57    | 54    | 40    | 47.8    |
| Avg Return             | 25.6  | 19.3  | 26.4  | 27.8  | 24.1  | 23.8  | 23.6  | 25.3  | 27.9  | 23.2  | 25.8    |
| Returned for TD        | 0     | 0     | 0     | 0     | 0     | 0     | 0     | 0     | 0     | 0     | 0.1     |
| OPP TOUCHDOWNS         | 24    | 22    | 28    | 32    | 42    | 26    | 25    | 32    | 36    | 36    | 31.2    |
| Rushing                | 9     | 4     | 11    | 10    | 17    | 14    | 7     | 8     | 12    | 12    | 11.1    |
| Passing                | 15    | 16    | 14    | 20    | 23    | 12    | 16    | 23    | 21    | 23    | 18.4    |
| Returns                | 0     | 2     | 3     | 2     | 2     | 0     | 2     | 1     | 3     | 1     | 1.6     |
| KO Rec in EZ           | 0     | 0     | 0     | 0     | 0     | 0     | 0     | 0     | 0     | 0     | 0.0     |

# 2025 NATIONAL FOOTBALL LEAGUE

## AFC TEAM RANKINGS

| TEAM | OFFENSE |      |      | DEFENSE |      |      |
|------|---------|------|------|---------|------|------|
|      | TOTAL   | RUSH | PASS | TOTAL   | RUSH | PASS |
| BAL  | 9       | 2    | 13   | 14      | 11   | 13   |
| BUF  | 1       | *1   | 4    | 6       | 15   | *1   |
| CIN  | 10      | 14   | 5    | 16      | 16   | 16   |
| CLE  | 15      | 12   | 15   | 2       | 7    | 3    |
| DEN  | 6       | 7    | 7    | 4       | 4    | 5    |
| HOU  | 7       | 11   | 8    | *1      | 3    | 4    |
| IND  | 2       | 3    | 3    | 11      | 5    | 14   |
| JAX  | 8       | 5    | 9    | 8       | *1   | 12   |
| KC   | 3       | 8    | 1    | 7       | 6    | 7    |
| LAC  | 5       | 6    | 6    | 3       | 8    | 2    |
| LV   | 14      | 16   | 11   | 9       | 9    | 10   |
| MIA  | 11      | 9    | 12   | 12      | 14   | 9    |
| NE   | 4       | 10   | 2    | 5       | 2    | 8    |
| NYJ  | 13      | 4    | 16   | 10      | 13   | 6    |
| PIT  | 12      | 13   | 10   | 15      | 10   | 15   |
| TEN  | 16      | 15   | 14   | 13      | 12   | 11   |

## NFC TEAM RANKINGS

| TEAM | OFFENSE |      |      | DEFENSE |      |      |
|------|---------|------|------|---------|------|------|
|      | Total   | Rush | Pass | Total   | Rush | Pass |
| ARI  | 10      | 13   | 5    | 9       | 7    | 10   |
| ATL  | 11      | 5    | 10   | 7       | 13   | 4    |
| CAR  | 13      | 4    | 15   | 8       | 8    | 7    |
| CHI  | 3       | 1    | 8    | 13      | 15   | 11   |
| DAL  | *1      | 7    | *1   | 14      | 9    | 15   |
| DET  | 2       | 3    | 4    | 6       | 4    | 8    |
| GB   | 7       | 8    | 7    | 1       | 3    | 2    |
| LAR  | 4       | 10   | 2    | 5       | 6    | 6    |
| MIN  | 16      | 14   | 16   | 3       | 11   | 1    |
| NO   | 15      | 16   | 12   | 4       | 10   | 3    |
| NYG  | 8       | 6    | 9    | 15      | 16   | 12   |
| PHI  | 14      | 12   | 14   | 12      | 12   | 9    |
| SEA  | 5       | 9    | 6    | 2       | 1    | 5    |
| SF   | 6       | 15   | 3    | 10      | 5    | 13   |
| TB   | 12      | 11   | 11   | 11      | 2    | 14   |
| WAS  | 9       | 2    | 13   | 16      | 14   | 16   |

t = Tied for position  
\* = League Leader



# 2025 NATIONAL FOOTBALL LEAGUE

## NFL TEAM RANKINGS

| TEAM | OFFENSE |      |      | DEFENSE |      |      |
|------|---------|------|------|---------|------|------|
|      | TOTAL   | RUSH | PASS | TOTAL   | RUSH | PASS |
| ARI  | 16      | 24   | 8    | 19      | 16   | 21   |
| ATL  | 17      | 9    | 18   | 15      | 25t  | 8    |
| BAL  | 20      | 5    | 28   | 26      | 18   | 25t  |
| BUF  | 2       | *1   | 10   | 8       | 30   | *1   |
| CAR  | 23      | 8    | 25   | 18      | 19   | 16   |
| CHI  | 6       | 2    | 15   | 27      | 28   | 22   |
| CIN  | 22      | 30   | 11   | 32      | 31   | 32   |
| CLE  | 31      | 27   | 31   | 2       | 10   | 3    |
| DAL  | *1      | 13   | *1   | 29      | 20   | 30   |
| DEN  | 12      | 14   | 14   | 5       | 5    | 9    |
| DET  | 3       | 4    | 7    | 14      | 11   | 17t  |
| GB   | 13      | 16   | 13   | 4       | 8    | 6    |
| HOU  | 18      | 23   | 16   | *1      | 4    | 4    |
| IND  | 4       | 6    | 6    | 21      | 7    | 27   |
| JAX  | 19      | 11   | 21   | 11      | *1   | 23   |
| KC   | 5       | 15   | 2    | 9       | 9    | 12   |
| LAC  | 10      | 12   | 12   | 3       | 13   | 2    |
| LAR  | 8       | 19   | 4    | 13      | 14   | 14   |
| LV   | 30      | 32   | 26   | 16      | 15   | 17t  |
| MIA  | 25      | 17   | 27   | 23      | 29   | 15   |
| MIN  | 29      | 25   | 29   | 10      | 23   | 5    |
| NE   | 7       | 20   | 3    | 7       | 3    | 13   |
| NO   | 26      | 29   | 20   | 12      | 21   | 7    |
| NYG  | 14      | 10   | 17   | 30      | 32   | 24   |
| NYJ  | 28      | 7    | 32   | 17      | 25t  | 10   |
| PHI  | 24      | 22   | 23   | 25      | 24   | 19t  |
| PIT  | 27      | 28   | 24   | 28      | 17   | 28   |
| SEA  | 9       | 18   | 9    | 6       | 2    | 11   |
| SF   | 11      | 26   | 5    | 20      | 12   | 25t  |
| TB   | 21      | 21   | 19   | 22      | 6    | 29   |
| TEN  | 32      | 31   | 30   | 24      | 22   | 19t  |
| WAS  | 15      | 3    | 22   | 31      | 27   | 31   |

t = Tied for position  
\* = League Leader

# 2025 NATIONAL FOOTBALL LEAGUE

## AFC TEAM OFFENSE RANK

| TEAM | (A) | (B) | (C) | (D) | (E) | (F) | (G) | (H) | (I) | (J) | (K) | (L) | (M) | (N) | (O) | (P) | (Q) |
|------|-----|-----|-----|-----|-----|-----|-----|-----|-----|-----|-----|-----|-----|-----|-----|-----|-----|
| BAL  | 9   | 5   | 2   | 2   | 13  | 5   | 11  | 13  | 10  | 9   | 10  | 5   | 7   | 2   | 2   | 6   | 4   |
| BUF  | 1   | 2   | 1   | 3   | 4   | 3   | 14  | 8   | 2t  | 2   | 7   | 16  | 3   | 15  | 10  | 2   | 7   |
| CIN  | 10  | 9   | 14  | 9   | 5   | 12  | 12  | 2   | 7   | 6   | 4   | 10  | 12  | 1   | 5   | 9   | 8t  |
| CLE  | 15  | 16  | 12  | 15  | 15  | 15  | 9   | 10  | 15  | 15  | 13t | 12  | 16  | 16  | 16  | 14  | 13  |
| DEN  | 6   | 7   | 7   | 6   | 7   | 7   | 7   | 1   | 9   | 8   | 9   | 6   | 14  | 7   | 9   | 7   | 11t |
| HOU  | 7   | 10  | 11  | 11  | 8   | 9   | 5   | 6   | 8   | 14  | 8   | 8   | 11  | 6   | 11  | 11  | 6   |
| IND  | 2   | 1   | 3   | 1   | 3   | 2   | 6   | 3   | 2t  | 5   | 3   | 9   | 2   | 4   | 3   | 1   | 3   |
| JAX  | 8   | 12  | 5   | 10  | 9   | 11  | 13  | 9   | 4   | 13  | 5t  | 3   | 5   | 9   | 8   | 5   | 14  |
| KC   | 3   | 4   | 8   | 8   | 1   | 4   | 4   | 5   | 1   | 4   | 1   | 13  | 6   | 10  | 13  | 4   | 10  |
| LAC  | 5   | 6   | 6   | 7   | 6   | 6   | 8   | 11  | 6   | 1   | 5t  | 14  | 10  | 3   | 6   | 10  | 2   |
| LV   | 14  | 14  | 16  | 16  | 11  | 13  | 15  | 15  | 14  | 12  | 16  | 15  | 4   | 14  | 15  | 15  | 16  |
| MIA  | 11  | 8   | 9   | 4   | 12  | 10  | 16  | 7   | 11  | 10  | 12  | 4   | 8   | 5   | 1   | 12  | 5   |
| NE   | 4   | 3   | 10  | 13  | 2   | 1   | 3   | 12  | 5   | 3   | 2   | 2   | 13  | 11  | 14  | 3   | 8t  |
| NYJ  | 13  | 13  | 4   | 5   | 16  | 14  | 2   | 16  | 12  | 11  | 11  | 7   | 1   | 8   | 4   | 13  | 1   |
| PIT  | 12  | 11  | 13  | 12  | 10  | 8   | 10  | 4   | 13  | 7   | 15  | 11  | 15  | 13  | 7   | 8   | 11t |
| TEN  | 16  | 15  | 15  | 14  | 14  | 16  | 1   | 14  | 16  | 16  | 13t | 1   | 9   | 12  | 12  | 16  | 15  |

## AFC TEAM DEFENSE RANK

| TEAM | (A) | (B) | (C) | (D) | (E) | (F) | (G) | (H) | (I) | (J) | (K) | (L) | (M) | (N) | (O) | (P) | (Q) | (R) | (S) |
|------|-----|-----|-----|-----|-----|-----|-----|-----|-----|-----|-----|-----|-----|-----|-----|-----|-----|-----|-----|
| BAL  | 14  | 12  | 11  | 11  | 13  | 10  | 13  | 16  | 10  | 6   | 8t  | 5   | 5   | 3   | 3   | 12  | 5   | 9   | 10  |
| BUF  | 6   | 11  | 15  | 16  | 1   | 5   | 7   | 6   | 5   | 7   | 11  | 7   | 8   | 8   | 15  | 8   | 12  | 3   | 1   |
| CIN  | 16  | 16  | 16  | 15  | 16  | 16  | 6   | 15  | 16  | 16  | 10  | 10  | 10  | 7   | 6   | 16  | 13  | 14  | 15  |
| CLE  | 2   | 2   | 7   | 1   | 3   | 4   | 4   | 1   | 2   | 8   | 4t  | 14  | 14  | 10  | 13  | 9   | 4   | 13  | 9   |
| DEN  | 4   | 1   | 4   | 2   | 5   | 1   | 12  | 2   | 7   | 1   | 8t  | 8   | 15  | 14  | 8   | 2   | 15  | 5   | 6   |
| HOU  | 1   | 3   | 3   | 6   | 4   | 2   | 1   | 4   | 1   | 2   | 4t  | 11  | 11  | 9   | 9   | 1   | 1   | 6   | 5   |
| IND  | 11  | 7   | 5   | 4   | 14  | 7   | 5   | 7   | 14t | 13  | 4t  | 2   | 2   | 4   | 4   | 5   | 2   | 1   | 7   |
| JAX  | 8   | 5   | 1   | 5   | 12  | 6   | 3   | 14  | 9   | 10  | 3   | 4   | 12  | 12  | 10  | 7   | 9   | 7   | 8   |
| KC   | 7   | 13  | 6   | 8   | 7   | 13  | 10  | 12  | 4   | 12  | 1   | 16  | 6   | 15  | 16  | 4   | 16  | 4   | 3   |
| LAC  | 3   | 4   | 8   | 12  | 2   | 3   | 2   | 3   | 3   | 3   | 7   | 15  | 16  | 5   | 14  | 6   | 7t  | 8   | 2   |
| LV   | 9   | 6   | 9   | 3   | 10  | 12  | 9   | 11  | 8   | 15  | 12  | 13  | 13  | 1   | 5   | 13  | 7t  | 15  | 13  |
| MIA  | 12  | 14  | 14  | 14  | 9   | 14  | 15  | 9   | 12  | 11  | 13  | 3   | 9   | 16  | 12  | 10  | 10  | 11  | 11  |
| NE   | 5   | 8   | 2   | 7   | 8   | 8   | 11  | 10  | 6   | 4   | 2   | 12  | 1   | 2   | 1   | 3   | 3   | 2   | 4   |
| NYJ  | 10  | 9   | 13  | 10  | 6   | 11  | 16  | 13  | 13  | 5   | 16  | 1   | 7   | 11  | 7   | 14  | 11  | 12  | 12  |
| PIT  | 15  | 10  | 10  | 9   | 15  | 9   | 8   | 8   | 14t | 14  | 15  | 6   | 3   | 13  | 11  | 11  | 6   | 10  | 14  |
| TEN  | 13  | 15  | 12  | 13  | 11  | 15  | 14  | 5   | 11  | 9   | 14  | 9   | 4   | 6   | 2   | 15  | 14  | 16  | 16  |

- (A)

Total Yards per Game
- (B)

Total Yards per Play
- (C)

Rushing Yards per Game
- (D)

Rushing Yards per Attempt
- (E)

Passing Net Yards per Game
- (F)

Passing Net Yards per Play
- (G)

Passing, Percent Had Intercepted
- (H)

Sacks per Pass Play
- (I)

First Downs per Game
- (J)

Third Down Efficiency
- (K)

Fourth Down Efficiency
- (L)

Punt Return Average
- (M)

Kickoff Return Average
- (N)

Gross Punting Average
- (O)

Net Punting Average
- (P)

Points per Game
- (Q)

Field Goal Percentage
- (R)

Points per Game Differential (combined offense/defense)
- (S)

Net Yards per Game Differential (combined offense/defense)

# 2025 NATIONAL FOOTBALL LEAGUE

## NFC TEAM OFFENSE RANK

| TEAM | (A) | (B) | (C) | (D) | (E) | (F) | (G) | (H) | (I) | (J) | (K) | (L) | (M) | (N) | (O) | (P) | (Q) |
|------|-----|-----|-----|-----|-----|-----|-----|-----|-----|-----|-----|-----|-----|-----|-----|-----|-----|
| ARI  | 10  | 12  | 13  | 9   | 5   | 14  | 8   | 15  | 5   | 5   | 15  | 4   | 9   | 9   | 7   | 10  | 11  |
| ATL  | 11  | 8   | 5   | 6   | 10  | 9   | 4   | 7   | 10t | 15  | 10  | 15  | 16  | 13  | 9   | 13  | 9t  |
| CAR  | 13  | 14  | 4   | 7   | 15  | 13  | 13  | 10  | 12  | 13  | 2   | 14  | 14  | 8   | 10  | 14  | 8   |
| CHI  | 3   | 5   | 1   | 2   | 8   | 8   | 5t  | 6   | 4   | 4   | 14  | 7   | 5   | 6   | 11  | 5   | 7   |
| DAL  | 1   | 2   | 7   | 4   | 1   | 4   | 10  | 1   | 1   | 3   | 9   | 13  | 11  | 5   | 3   | 1   | 3   |
| DET  | 2   | 1   | 3   | 1   | 4   | 5   | 7   | 9   | 8t  | 11  | 8   | 11  | 7   | 11  | 6   | 2t  | 9t  |
| GB   | 7   | 6   | 8   | 12  | 7   | 3   | 2   | 5   | 7   | 1   | 1   | 16  | 10  | 1   | 4   | 6   | 12  |
| LAR  | 4   | 4   | 10  | 8   | 2   | 2   | 3   | 2   | 2   | 10  | 3   | 12  | 12  | 10  | 12  | 4   | 15  |
| MIN  | 16  | 15  | 14  | 5   | 16  | 16  | 16  | 16  | 16  | 16  | 11  | 8   | 6   | 4   | 1   | 15  | 4   |
| NO   | 15  | 16  | 16  | 15  | 12  | 15  | 12  | 11  | 14  | 12  | 16  | 9   | 8   | 15  | 15  | 16  | 16  |
| NYG  | 8   | 10  | 6   | 10  | 9   | 10  | 9   | 14  | 6   | 6   | 12  | 10  | 3   | 12  | 14  | 12  | 1   |
| PHI  | 14  | 11  | 12  | 13  | 14  | 7   | 1   | 12  | 15  | 14  | 5   | 6   | 15  | 2   | 5   | 9   | 13  |
| SEA  | 5   | 3   | 9   | 14  | 6   | 1   | 15  | 4   | 8t  | 9   | 4   | 1   | 4   | 3   | 8   | 2t  | 5   |
| SF   | 6   | 9   | 15  | 16  | 3   | 6   | 14  | 3   | 3   | 2   | 7   | 3   | 2   | 16  | 16  | 7   | 2   |
| TB   | 12  | 13  | 11  | 11  | 11  | 12  | 5t  | 8   | 13  | 8   | 13  | 2   | 13  | 14  | 13  | 8   | 6   |
| WAS  | 9   | 7   | 2   | 3   | 13  | 11  | 11  | 13  | 10t | 7   | 6   | 5   | 1   | 7   | 2   | 11  | 14  |

## NFC TEAM DEFENSE RANK

| TEAM | (A) | (B) | (C) | (D) | (E) | (F) | (G) | (H) | (I) | (J) | (K) | (L) | (M) | (N) | (O) | (P) | (Q) | (R) | (S) |
|------|-----|-----|-----|-----|-----|-----|-----|-----|-----|-----|-----|-----|-----|-----|-----|-----|-----|-----|-----|
| ARI  | 9   | 9   | 7   | 9   | 10  | 8   | 8   | 13  | 13  | 7   | 3   | 7   | 14  | 16  | 10  | 12  | 12  | 11  | 9   |
| ATL  | 7   | 5   | 13  | 11  | 4   | 4   | 6   | 1   | 7   | 10  | 13  | 2   | 16  | 9   | 15  | 8   | 7   | 10  | 6   |
| CAR  | 8   | 11  | 8   | 10  | 7   | 12  | 2   | 15  | 3   | 15  | 14  | 13  | 2   | 14  | 16  | 7   | 10  | 12  | 11  |
| CHI  | 13  | 15  | 15  | 15  | 11  | 14  | 1   | 12  | 11  | 2   | 4t  | 14  | 12  | 3   | 6   | 13  | 2   | 8   | 7   |
| DAL  | 14  | 13  | 9   | 14  | 15  | 15  | 13  | 10  | 15  | 16  | 11t | 5   | 7   | 4   | 14  | 16  | 16  | 7   | 5   |
| DET  | 6   | 7   | 4   | 2   | 8   | 7   | 7   | 5   | 4t  | 5   | 10  | 3   | 10  | 10  | 13  | 6   | 15  | 3   | 2   |
| GB   | 1   | 2   | 3   | 3   | 2   | 2   | 12  | 6   | 1   | 8   | 6   | 9   | 9   | 13  | 12  | 3   | 8   | 4   | 3   |
| LAR  | 5   | 3   | 6   | 4   | 6   | 3   | 4   | 7   | 8   | 3   | 7   | 15  | 1   | 6   | 11  | 1   | 13  | 2   | 4   |
| MIN  | 3   | 4   | 11  | 5   | 1   | 5   | 16  | 2   | 4t  | 6   | 16  | 6   | 11  | 12  | 7   | 9   | 4   | 13  | 13  |
| NO   | 4   | 6   | 10  | 6   | 3   | 10  | 9   | 4   | 9   | 4   | 9   | 10  | 13  | 2   | 9   | 10  | 11  | 16  | 10  |
| NYG  | 15  | 14  | 16  | 16  | 12  | 9   | 15  | 11  | 16  | 12  | 15  | 12  | 6   | 5   | 8   | 15  | 9   | 15  | 15  |
| PHI  | 12  | 8   | 12  | 12  | 9   | 6   | 10  | 14  | 12  | 14  | 1   | 8   | 5   | 1   | 5   | 5   | 6   | 6   | 14  |
| SEA  | 2   | 1   | 1   | 1   | 5   | 1   | 3   | 3   | 2   | 1   | 8   | 16  | 4   | 7   | 3   | 2   | 3   | 1   | 1   |
| SF   | 10  | 10  | 5   | 7   | 13  | 11  | 14  | 16  | 10  | 9   | 4t  | 11  | 8   | 11  | 1   | 4   | 1   | 5   | 8   |
| TB   | 11  | 12  | 2   | 8   | 14  | 13  | 5   | 8   | 6   | 11  | 2   | 4   | 15  | 8   | 2   | 11  | 5   | 9   | 12  |
| WAS  | 16  | 16  | 14  | 13  | 16  | 16  | 11  | 9   | 14  | 13  | 11t | 1   | 3   | 15  | 4   | 14  | 14  | 14  | 16  |

- (A)

Total Yards per Game
- (B)

Total Yards per Play
- (C)

Rushing Yards per Game
- (D)

Rushing Yards per Attempt
- (E)

Passing Net Yards per Game
- (F)

Passing Net Yards per Play
- (G)

Passing, Percent Had Intercepted
- (H)

Sacks per Pass Play
- (I)

First Downs per Game
- (J)

Third Down Efficiency
- (K)

Fourth Down Efficiency
- (L)

Punt Return Average
- (M)

Kickoff Return Average
- (N)

Gross Punting Average
- (O)

Net Punting Average
- (P)

Points per Game
- (Q)

Field Goal Percentage
- (R)

Points per Game Differential (combined offense/defense)
- (S)

Net Yards per Game Differential (combined offense/defense)

# 2025 NATIONAL FOOTBALL LEAGUE

## NFL TEAM OFFENSE RANK

| TEAM | (A) | (B) | (C) | (D) | (E) | (F) | (G) | (H) | (I) | (J) | (K) | (L) | (M) | (N) | (O) | (P) | (Q) |
|------|-----|-----|-----|-----|-----|-----|-----|-----|-----|-----|-----|-----|-----|-----|-----|-----|-----|
| BAL  | 20  | 11  | 5   | 3   | 28  | 15  | 24  | 28  | 24  | 20  | 17  | 5   | 12  | 3   | 2   | 12  | 6t  |
| BUF  | 2   | 5   | 1   | 4   | 10  | 5   | 27  | 19  | 4t  | 4   | 13t | 32  | 4   | 26  | 17  | 5   | 11  |
| CIN  | 22  | 20  | 30  | 18  | 11  | 26  | 25  | 9   | 18  | 12  | 7t  | 18  | 19  | 1   | 7   | 16  | 12t |
| CLE  | 31  | 32  | 27  | 29  | 31  | 31  | 21  | 23  | 31  | 30  | 27t | 22  | 30  | 27  | 32  | 29  | 19  |
| DEN  | 12  | 15  | 14  | 11  | 14  | 18  | 17  | 1   | 20  | 17  | 16  | 7   | 26  | 13  | 16  | 13  | 15t |
| HOU  | 18  | 22  | 23  | 22  | 16  | 20  | 13  | 13  | 19  | 27  | 15  | 13  | 18  | 10  | 19  | 21  | 10  |
| IND  | 4   | 1   | 6   | 1   | 6   | 3   | 14  | 10  | 4t  | 11  | 3   | 14t | 3   | 7   | 3   | 1   | 5   |
| JAX  | 19  | 26  | 11  | 19  | 21  | 23  | 26  | 22  | 9   | 26  | 11t | 3   | 8   | 18  | 15  | 11  | 21t |
| KC   | 5   | 8   | 15  | 15  | 2   | 10  | 12  | 12  | 2   | 9   | 1   | 26  | 9   | 19  | 22  | 9   | 14  |
| LAC  | 10  | 14  | 12  | 12  | 12  | 17  | 20  | 26  | 12t | 2   | 11t | 27  | 17  | 6   | 12  | 18  | 4   |
| LV   | 30  | 30  | 32  | 32  | 26  | 28  | 30  | 31  | 30  | 25  | 31  | 28t | 6   | 25  | 28  | 31  | 27  |
| MIA  | 25  | 16  | 17  | 7   | 27  | 22  | 31  | 18  | 25  | 22  | 21t | 4   | 14  | 8   | 1   | 24  | 8t  |
| NE   | 7   | 7   | 20  | 27  | 3   | 2   | 11  | 27  | 10  | 8   | 2   | 2   | 21  | 20  | 27  | 7   | 12t |
| NYJ  | 28  | 28  | 7   | 8   | 32  | 30  | 9   | 32  | 26  | 23  | 20  | 9   | 1   | 17  | 6   | 25  | 1   |
| PIT  | 27  | 24  | 28  | 25  | 24  | 19  | 22  | 11  | 28  | 14  | 29  | 19  | 29  | 23  | 14  | 15  | 15t |
| TEN  | 32  | 31  | 31  | 28  | 30  | 32  | 8   | 29  | 32  | 32  | 27t | 1   | 16  | 21  | 20  | 32  | 23  |
| ARI  | 16  | 21  | 24  | 17  | 8   | 25  | 10  | 25  | 8   | 7   | 30  | 11  | 22  | 16  | 13  | 20  | 26  |
| ATL  | 17  | 13  | 9   | 13  | 18  | 13  | 4   | 8   | 16t | 29  | 21t | 30  | 32  | 29  | 21  | 26  | 24t |
| CAR  | 23  | 25  | 8   | 14  | 25  | 24  | 23  | 16  | 21  | 24  | 5   | 28t | 28  | 15  | 23  | 27  | 21t |
| CHI  | 6   | 9   | 2   | 5   | 15  | 12  | 5t  | 7   | 7   | 6   | 26  | 16  | 11  | 12  | 24  | 8   | 20  |
| DAL  | 1   | 3   | 13  | 9   | 1   | 7   | 16  | 2   | 1   | 5   | 19  | 25  | 24  | 11  | 8   | 2   | 6t  |
| DET  | 3   | 2   | 4   | 2   | 7   | 8   | 7   | 15  | 14t | 19  | 18  | 23  | 15  | 24  | 11  | 3t  | 24t |
| GB   | 13  | 10  | 16  | 23  | 13  | 6   | 2   | 6   | 12t | 1   | 4   | 31  | 23  | 2   | 9   | 10  | 28  |
| LAR  | 8   | 6   | 19  | 16  | 4   | 4   | 3   | 3   | 3   | 18  | 6   | 24  | 25  | 22  | 25  | 6   | 31  |
| MIN  | 29  | 27  | 25  | 10  | 29  | 29  | 32  | 30  | 29  | 31  | 23  | 17  | 13  | 9   | 4   | 28  | 8t  |
| NO   | 26  | 29  | 29  | 30  | 20  | 27  | 19  | 17  | 23  | 21  | 32  | 20  | 20  | 31  | 30  | 30  | 32  |
| NYG  | 14  | 18  | 10  | 20  | 17  | 14  | 15  | 24  | 11  | 10  | 24  | 21  | 7   | 28  | 29  | 23  | 2   |
| PHI  | 24  | 19  | 22  | 24  | 23  | 11  | 1   | 20  | 27  | 28  | 9   | 14t | 31  | 4   | 10  | 19  | 29  |
| SEA  | 9   | 4   | 18  | 26  | 9   | 1   | 29  | 5   | 14t | 16  | 7t  | 6   | 10  | 5   | 18  | 3t  | 17  |
| SF   | 11  | 17  | 26  | 31  | 5   | 9   | 28  | 4   | 6   | 3   | 13t | 10  | 5   | 32  | 31  | 14  | 3   |
| TB   | 21  | 23  | 21  | 21  | 19  | 21  | 5t  | 14  | 22  | 15  | 25  | 8   | 27  | 30  | 26  | 17  | 18  |
| WAS  | 15  | 12  | 3   | 6   | 22  | 16  | 18  | 21  | 16t | 13  | 10  | 12  | 2   | 14  | 5   | 22  | 30  |

- (A)

Total Yards per Game
- (B)

Total Yards per Play
- (C)

Rushing Yards per Game
- (D)

Rushing Yards per Attempt
- (E)

Passing Net Yards per Game
- (F)

Passing Net Yards per Play
- (G)

Passing, Percent Had Intercepted
- (H)

Sacks per Pass Play
- (I)

First Downs per Game
- (J)

Third Down Efficiency
- (K)

Fourth Down Efficiency
- (L)

Punt Return Average
- (M)

Kickoff Return Average
- (N)

Gross Punting Average
- (O)

Net Punting Average
- (P)

Points per Game
- (Q)

Field Goal Percentage



# 2025 NATIONAL FOOTBALL LEAGUE

## NFL TEAM DEFENSE RANK

| TEAM | (A) | (B) | (C) | (D) | (E) | (F) | (G) | (H) | (I) | (J) | (K) | (L) | (M) | (N) | (O) | (P) | (Q) | (R) | (S) |
|------|-----|-----|-----|-----|-----|-----|-----|-----|-----|-----|-----|-----|-----|-----|-----|-----|-----|-----|-----|
| BAL  | 26  | 21  | 18  | 20  | 25t | 16  | 24  | 31  | 19  | 10  | 18t | 6   | 13  | 4   | 3   | 21  | 14  | 17  | 22  |
| BUF  | 8   | 20  | 30  | 31  | 1   | 8   | 13  | 11  | 5   | 13  | 24  | 10  | 17  | 17  | 29  | 13  | 24  | 5   | 1   |
| CIN  | 32  | 32  | 31  | 29  | 32  | 31  | 12  | 30  | 32  | 31  | 23  | 17  | 21  | 12  | 9   | 32  | 25  | 29  | 31  |
| CLE  | 2   | 3   | 10  | 1   | 3   | 6   | 8   | 1   | 2   | 14  | 7t  | 28  | 28  | 19  | 23  | 14  | 13  | 27  | 18  |
| DEN  | 5   | 1   | 5   | 2   | 9   | 1   | 22  | 2   | 9   | 1   | 18t | 14  | 30  | 27  | 14  | 4   | 29  | 9   | 9   |
| HOU  | 1   | 4   | 4   | 10  | 4   | 3   | 2   | 6   | 1   | 2   | 7t  | 18  | 22  | 18  | 15  | 1   | 1   | 10  | 6   |
| IND  | 21  | 14  | 7   | 7   | 27  | 13  | 10  | 14  | 29t | 27  | 7t  | 3   | 8   | 5   | 4   | 9t  | 5   | 3   | 11  |
| JAX  | 11  | 10  | 1   | 8   | 23  | 10  | 7   | 28  | 18  | 21  | 4   | 5   | 23  | 24  | 16  | 12  | 18  | 11  | 15  |
| KC   | 9   | 23  | 9   | 17  | 12  | 24  | 19  | 23  | 4   | 26  | 1   | 31  | 14  | 28  | 30  | 7   | 32  | 7   | 3   |
| LAC  | 3   | 8   | 13  | 24  | 2   | 5   | 3   | 4   | 3   | 4   | 14t | 30  | 31  | 7   | 25  | 11  | 16t | 13  | 2   |
| LV   | 16  | 13  | 15  | 3   | 17t | 22  | 17  | 22  | 14  | 30  | 25  | 26  | 25  | 1   | 6   | 26  | 16t | 31  | 29  |
| MIA  | 23  | 25  | 29  | 28  | 15  | 25  | 28  | 16  | 23  | 23  | 26t | 4   | 19  | 32  | 20  | 19  | 20  | 22  | 25  |
| NE   | 7   | 15  | 3   | 12  | 13  | 14  | 21  | 20  | 7   | 5   | 3   | 24  | 6   | 2   | 1   | 5   | 12  | 4   | 4   |
| NYJ  | 17  | 16  | 25t | 19  | 10  | 19  | 32  | 26  | 24  | 6   | 32  | 2   | 16  | 20  | 10  | 27  | 22t | 26  | 27  |
| PIT  | 28  | 18  | 17  | 18  | 28  | 15  | 16  | 15  | 29t | 28  | 30t | 7   | 9   | 26  | 17  | 20  | 15  | 18  | 30  |
| TEN  | 24  | 27  | 22  | 25  | 19t | 28  | 26  | 10  | 21t | 16  | 29  | 16  | 11  | 10  | 2   | 29  | 27  | 32  | 32  |
| ARI  | 19  | 19  | 16  | 16  | 21  | 18  | 15  | 25  | 26  | 15  | 6   | 15  | 27  | 31  | 22  | 24  | 22t | 21  | 17  |
| ATL  | 15  | 9   | 25t | 22  | 8   | 9   | 11  | 3   | 15  | 19  | 22  | 8   | 32  | 16  | 31  | 17  | 9   | 20  | 13  |
| CAR  | 18  | 24  | 19  | 21  | 16  | 26  | 4   | 29  | 10  | 29  | 26t | 25  | 2   | 29  | 32  | 16  | 19  | 23  | 20  |
| CHI  | 27  | 30  | 28  | 30  | 22  | 29  | 1   | 24  | 21t | 7   | 7t  | 27  | 24  | 8   | 13  | 25  | 3   | 16  | 14  |
| DAL  | 29  | 28  | 20  | 27  | 30  | 30  | 27  | 19  | 28  | 32  | 20t | 12  | 10  | 9   | 28  | 31  | 31  | 15  | 12  |
| DET  | 14  | 12  | 11  | 5   | 17t | 17  | 14  | 9   | 11t | 11  | 17  | 9   | 18  | 21  | 27  | 15  | 30  | 6   | 7   |
| GB   | 4   | 5   | 8   | 6   | 6   | 4   | 25  | 12  | 6   | 17  | 12  | 20  | 15  | 25  | 26  | 6   | 10  | 8   | 8   |
| LAR  | 13  | 6   | 14  | 9   | 14  | 7   | 6   | 13  | 16  | 8   | 13  | 29  | 1   | 13  | 24  | 2   | 26  | 2   | 10  |
| MIN  | 10  | 7   | 23  | 11  | 5   | 11  | 31  | 5   | 11t | 12  | 30t | 13  | 20  | 23  | 18  | 18  | 6   | 24  | 23  |
| NO   | 12  | 11  | 21  | 13  | 7   | 21  | 18  | 8   | 17  | 9   | 16  | 21  | 26  | 6   | 21  | 22  | 21  | 30  | 19  |
| NYG  | 30  | 29  | 32  | 32  | 24  | 20  | 30  | 21  | 31  | 22  | 28  | 23  | 7   | 11  | 19  | 30  | 11  | 28  | 26  |
| PHI  | 25  | 17  | 24  | 23  | 19t | 12  | 20  | 27  | 25  | 25  | 2   | 19  | 5   | 3   | 12  | 9t  | 8   | 14  | 24  |
| SEA  | 6   | 2   | 2   | 4   | 11  | 2   | 5   | 7   | 8   | 3   | 14t | 32  | 4   | 14  | 8   | 3   | 4   | 1   | 5   |
| SF   | 20  | 22  | 12  | 14  | 25t | 23  | 29  | 32  | 20  | 18  | 7t  | 22  | 12  | 22  | 5   | 8   | 2   | 12  | 16  |
| TB   | 22  | 26  | 6   | 15  | 29  | 27  | 9   | 17  | 13  | 20  | 5   | 11  | 29  | 15  | 7   | 23  | 7   | 19  | 21  |
| WAS  | 31  | 31  | 27  | 26  | 31  | 32  | 23  | 18  | 27  | 24  | 20t | 1   | 3   | 30  | 11  | 28  | 28  | 25  | 28  |

- (A)

Total Yards per Game
- (B)

Total Yards per Play
- (C)

Rushing Yards per Game
- (D)

Rushing Yards per Attempt
- (E)

Passing Net Yards per Game
- (F)

Passing Net Yards per Play
- (G)

Passing, Percent Had Intercepted
- (H)

Sacks per Pass Play
- (I)

First Downs per Game
- (J)

Third Down Efficiency
- (K)

Fourth Down Efficiency
- (L)

Punt Return Average
- (M)

Kickoff Return Average
- (N)

Gross Punting Average
- (O)

Net Punting Average
- (P)

Points per Game
- (Q)

Field Goal Percentage
- (R)

Points per Game Differential (combined offense/defense)
- (S)

Net Yards per Game Differential (combined offense/defense)

# 2025 NATIONAL FOOTBALL LEAGUE

## AFC TOTAL OFFENSE

| RANK | TEAM                 | TOTAL | RUSH  | PASS  | TOTAL/G | RUSH/G | PASS/G |
|------|----------------------|-------|-------|-------|---------|--------|--------|
| 1    | Buffalo              | 4572  | 1868  | 2704  | 381.0   | 155.7  | 225.3  |
| 2    | Indianapolis         | 4505  | 1613  | 2892  | 375.4   | 134.4  | 241.0  |
| 3    | Kansas City          | 4498  | 1420  | 3078  | 374.8   | 118.3  | 256.5  |
| 4    | New England          | 4714  | 1468  | 3246  | 362.6   | 112.9  | 249.7  |
| 5    | Los Angeles Chargers | 4161  | 1465  | 2696  | 346.8   | 122.1  | 224.7  |
| 6    | Denver               | 4090  | 1432  | 2658  | 340.8   | 119.3  | 221.5  |
| 7    | Houston              | 3921  | 1292  | 2629  | 326.8   | 107.7  | 219.1  |
| 8    | Jacksonville         | 3912  | 1479  | 2433  | 326.0   | 123.3  | 202.8  |
| 9    | Baltimore            | 3807  | 1641  | 2166  | 317.3   | 136.8  | 180.5  |
| 10   | Cincinnati           | 3760  | 1062  | 2698  | 313.3   | 88.5   | 224.8  |
| 11   | Miami                | 3602  | 1405  | 2197  | 300.2   | 117.1  | 183.1  |
| 12   | Pittsburgh           | 3380  | 1126  | 2254  | 281.7   | 93.8   | 187.8  |
| 13   | New York Jets        | 3366  | 1604  | 1762  | 280.5   | 133.7  | 146.8  |
| 14   | Las Vegas            | 3114  | 905   | 2209  | 259.5   | 75.4   | 184.1  |
| 15   | Cleveland            | 3096  | 1182  | 1914  | 258.0   | 98.5   | 159.5  |
| 16   | Tennessee            | 2909  | 920   | 1989  | 242.4   | 76.7   | 165.8  |
|      | TOTALS               | 61407 | 21882 | 39525 | 318.2   | 113.4  | 204.8  |

## AFC TOTAL DEFENSE

| RANK | TEAM                 | TOTAL | RUSH  | PASS  | TOTAL/G | RUSH/G | PASS/G |
|------|----------------------|-------|-------|-------|---------|--------|--------|
| 1    | Houston              | 3188  | 1100  | 2088  | 265.7   | 91.7   | 174.0  |
| 2    | Cleveland            | 3255  | 1216  | 2039  | 271.3   | 101.3  | 169.9  |
| 3    | Los Angeles Chargers | 3303  | 1283  | 2020  | 275.3   | 106.9  | 168.3  |
| 4    | Denver               | 3437  | 1117  | 2320  | 286.4   | 93.1   | 193.3  |
| 5    | New England          | 3853  | 1163  | 2690  | 296.4   | 89.5   | 206.9  |
| 6    | Buffalo              | 3654  | 1696  | 1958  | 304.5   | 141.3  | 163.2  |
| 7    | Kansas City          | 3680  | 1211  | 2469  | 306.7   | 100.9  | 205.8  |
| 8    | Jacksonville         | 3750  | 989   | 2761  | 312.5   | 82.4   | 230.1  |
| 9    | Las Vegas            | 3879  | 1329  | 2550  | 323.3   | 110.8  | 212.5  |
| 10   | New York Jets        | 3927  | 1574  | 2353  | 327.3   | 131.2  | 196.1  |
| 11   | Indianapolis         | 4134  | 1179  | 2955  | 344.5   | 98.3   | 246.3  |
| 12   | Miami                | 4142  | 1650  | 2492  | 345.2   | 137.5  | 207.7  |
| 13   | Tennessee            | 4150  | 1531  | 2619  | 345.8   | 127.6  | 218.3  |
| 14   | Baltimore            | 4205  | 1421  | 2784  | 350.4   | 118.4  | 232.0  |
| 15   | Pittsburgh           | 4381  | 1412  | 2969  | 365.1   | 117.7  | 247.4  |
| 16   | Cincinnati           | 4920  | 1839  | 3081  | 410.0   | 153.3  | 256.8  |
|      | TOTALS               | 61858 | 21710 | 40148 | 320.5   | 112.5  | 208.0  |

# 2025 NATIONAL FOOTBALL LEAGUE

## NFC TOTAL OFFENSE

| RANK | TEAM             | TOTAL | RUSH  | PASS  | TOTAL/G | RUSH/G | PASS/G |
|------|------------------|-------|-------|-------|---------|--------|--------|
| 1    | Dallas           | 4717  | 1462  | 3255  | 393.1   | 121.8  | 271.3  |
| 2    | Detroit          | 4515  | 1657  | 2858  | 376.3   | 138.1  | 238.2  |
| 3    | Chicago          | 4491  | 1846  | 2645  | 374.3   | 153.8  | 220.4  |
| 4    | Los Angeles Rams | 4321  | 1362  | 2959  | 360.1   | 113.5  | 246.6  |
| 5    | Seattle          | 4230  | 1403  | 2827  | 352.5   | 116.9  | 235.6  |
| 6    | San Francisco    | 4435  | 1281  | 3154  | 341.2   | 98.5   | 242.6  |
| 7    | Green Bay        | 4087  | 1406  | 2681  | 340.6   | 117.2  | 223.4  |
| 8    | New York Giants  | 4421  | 1605  | 2816  | 340.1   | 123.5  | 216.6  |
| 9    | Washington       | 4051  | 1667  | 2384  | 337.6   | 138.9  | 198.7  |
| 10   | Arizona          | 4047  | 1207  | 2840  | 337.3   | 100.6  | 236.7  |
| 11   | Atlanta          | 4016  | 1487  | 2529  | 334.7   | 123.9  | 210.8  |
| 12   | Tampa Bay        | 3794  | 1318  | 2476  | 316.2   | 109.8  | 206.3  |
| 13   | Carolina         | 4045  | 1631  | 2414  | 311.2   | 125.5  | 185.7  |
| 14   | Philadelphia     | 3657  | 1302  | 2355  | 304.8   | 108.5  | 196.3  |
| 15   | New Orleans      | 3559  | 1088  | 2471  | 296.6   | 90.7   | 205.9  |
| 16   | Minnesota        | 3271  | 1193  | 2078  | 272.6   | 99.4   | 173.2  |
|      | TOTALS           | 65657 | 22915 | 42742 | 336.7   | 117.5  | 219.2  |

## NFC TOTAL DEFENSE

| RANK | TEAM             | TOTAL | RUSH  | PASS  | TOTAL/G | RUSH/G | PASS/G |
|------|------------------|-------|-------|-------|---------|--------|--------|
| 1    | Green Bay        | 3418  | 1180  | 2238  | 284.8   | 98.3   | 186.5  |
| 2    | Seattle          | 3473  | 1065  | 2408  | 289.4   | 88.8   | 200.7  |
| 3    | Minnesota        | 3682  | 1541  | 2141  | 306.8   | 128.4  | 178.4  |
| 4    | New Orleans      | 3775  | 1523  | 2252  | 314.6   | 126.9  | 187.7  |
| 5    | Los Angeles Rams | 3781  | 1294  | 2487  | 315.1   | 107.8  | 207.3  |
| 6    | Detroit          | 3794  | 1244  | 2550  | 316.2   | 103.7  | 212.5  |
| 7    | Atlanta          | 3827  | 1574  | 2253  | 318.9   | 131.2  | 187.8  |
| 8    | Carolina         | 4304  | 1543  | 2761  | 331.1   | 118.7  | 212.4  |
| 9    | Arizona          | 3986  | 1351  | 2635  | 332.2   | 112.6  | 219.6  |
| 10   | San Francisco    | 4365  | 1349  | 3016  | 335.8   | 103.8  | 232.0  |
| 11   | Tampa Bay        | 4139  | 1169  | 2970  | 344.9   | 97.4   | 247.5  |
| 12   | Philadelphia     | 4166  | 1547  | 2619  | 347.2   | 128.9  | 218.3  |
| 13   | Chicago          | 4308  | 1606  | 2702  | 359.0   | 133.8  | 225.2  |
| 14   | Dallas           | 4514  | 1496  | 3018  | 376.2   | 124.7  | 251.5  |
| 15   | New York Giants  | 5015  | 2005  | 3010  | 385.8   | 154.2  | 231.5  |
| 16   | Washington       | 4659  | 1600  | 3059  | 388.3   | 133.3  | 254.9  |
|      | TOTALS           | 65206 | 23087 | 42119 | 334.4   | 118.4  | 216.0  |

# 2025 NATIONAL FOOTBALL LEAGUE

## NFL TOTAL OFFENSE

| RANK | TEAM                 | TOTAL  | RUSH  | PASS  | TOTAL/G | RUSH/G | PASS/G |
|------|----------------------|--------|-------|-------|---------|--------|--------|
| 1    | Dallas               | 4717   | 1462  | 3255  | 393.1   | 121.8  | 271.3  |
| 2    | Buffalo              | 4572   | 1868  | 2704  | 381.0   | 155.7  | 225.3  |
| 3    | Detroit              | 4515   | 1657  | 2858  | 376.3   | 138.1  | 238.2  |
| 4    | Indianapolis         | 4505   | 1613  | 2892  | 375.4   | 134.4  | 241.0  |
| 5    | Kansas City          | 4498   | 1420  | 3078  | 374.8   | 118.3  | 256.5  |
| 6    | Chicago              | 4491   | 1846  | 2645  | 374.3   | 153.8  | 220.4  |
| 7    | New England          | 4714   | 1468  | 3246  | 362.6   | 112.9  | 249.7  |
| 8    | Los Angeles Rams     | 4321   | 1362  | 2959  | 360.1   | 113.5  | 246.6  |
| 9    | Seattle              | 4230   | 1403  | 2827  | 352.5   | 116.9  | 235.6  |
| 10   | Los Angeles Chargers | 4161   | 1465  | 2696  | 346.8   | 122.1  | 224.7  |
| 11   | San Francisco        | 4435   | 1281  | 3154  | 341.2   | 98.5   | 242.6  |
| 12   | Denver               | 4090   | 1432  | 2658  | 340.8   | 119.3  | 221.5  |
| 13   | Green Bay            | 4087   | 1406  | 2681  | 340.6   | 117.2  | 223.4  |
| 14   | New York Giants      | 4421   | 1605  | 2816  | 340.1   | 123.5  | 216.6  |
| 15   | Washington           | 4051   | 1667  | 2384  | 337.6   | 138.9  | 198.7  |
| 16   | Arizona              | 4047   | 1207  | 2840  | 337.3   | 100.6  | 236.7  |
| 17   | Atlanta              | 4016   | 1487  | 2529  | 334.7   | 123.9  | 210.8  |
| 18   | Houston              | 3921   | 1292  | 2629  | 326.8   | 107.7  | 219.1  |
| 19   | Jacksonville         | 3912   | 1479  | 2433  | 326.0   | 123.3  | 202.8  |
| 20   | Baltimore            | 3807   | 1641  | 2166  | 317.3   | 136.8  | 180.5  |
| 21   | Tampa Bay            | 3794   | 1318  | 2476  | 316.2   | 109.8  | 206.3  |
| 22   | Cincinnati           | 3760   | 1062  | 2698  | 313.3   | 88.5   | 224.8  |
| 23   | Carolina             | 4045   | 1631  | 2414  | 311.2   | 125.5  | 185.7  |
| 24   | Philadelphia         | 3657   | 1302  | 2355  | 304.8   | 108.5  | 196.3  |
| 25   | Miami                | 3602   | 1405  | 2197  | 300.2   | 117.1  | 183.1  |
| 26   | New Orleans          | 3559   | 1088  | 2471  | 296.6   | 90.7   | 205.9  |
| 27   | Pittsburgh           | 3380   | 1126  | 2254  | 281.7   | 93.8   | 187.8  |
| 28   | New York Jets        | 3366   | 1604  | 1762  | 280.5   | 133.7  | 146.8  |
| 29   | Minnesota            | 3271   | 1193  | 2078  | 272.6   | 99.4   | 173.2  |
| 30   | Las Vegas            | 3114   | 905   | 2209  | 259.5   | 75.4   | 184.1  |
| 31   | Cleveland            | 3096   | 1182  | 1914  | 258.0   | 98.5   | 159.5  |
| 32   | Tennessee            | 2909   | 920   | 1989  | 242.4   | 76.7   | 165.8  |
|      | TOTALS               | 127064 | 44797 | 82267 | 327.5   | 115.5  | 212.0  |



# 2025 NATIONAL FOOTBALL LEAGUE

## NFL TOTAL DEFENSE

| RANK | TEAM                 | TOTAL  | RUSH  | PASS  | TOTAL/G | RUSH/G | PASS/G |
|------|----------------------|--------|-------|-------|---------|--------|--------|
| 1    | Houston              | 3188   | 1100  | 2088  | 265.7   | 91.7   | 174.0  |
| 2    | Cleveland            | 3255   | 1216  | 2039  | 271.3   | 101.3  | 169.9  |
| 3    | Los Angeles Chargers | 3303   | 1283  | 2020  | 275.3   | 106.9  | 168.3  |
| 4    | Green Bay            | 3418   | 1180  | 2238  | 284.8   | 98.3   | 186.5  |
| 5    | Denver               | 3437   | 1117  | 2320  | 286.4   | 93.1   | 193.3  |
| 6    | Seattle              | 3473   | 1065  | 2408  | 289.4   | 88.8   | 200.7  |
| 7    | New England          | 3853   | 1163  | 2690  | 296.4   | 89.5   | 206.9  |
| 8    | Buffalo              | 3654   | 1696  | 1958  | 304.5   | 141.3  | 163.2  |
| 9    | Kansas City          | 3680   | 1211  | 2469  | 306.7   | 100.9  | 205.8  |
| 10   | Minnesota            | 3682   | 1541  | 2141  | 306.8   | 128.4  | 178.4  |
| 11   | Jacksonville         | 3750   | 989   | 2761  | 312.5   | 82.4   | 230.1  |
| 12   | New Orleans          | 3775   | 1523  | 2252  | 314.6   | 126.9  | 187.7  |
| 13   | Los Angeles Rams     | 3781   | 1294  | 2487  | 315.1   | 107.8  | 207.3  |
| 14   | Detroit              | 3794   | 1244  | 2550  | 316.2   | 103.7  | 212.5  |
| 15   | Atlanta              | 3827   | 1574  | 2253  | 318.9   | 131.2  | 187.8  |
| 16   | Las Vegas            | 3879   | 1329  | 2550  | 323.3   | 110.8  | 212.5  |
| 17   | New York Jets        | 3927   | 1574  | 2353  | 327.3   | 131.2  | 196.1  |
| 18   | Carolina             | 4304   | 1543  | 2761  | 331.1   | 118.7  | 212.4  |
| 19   | Arizona              | 3986   | 1351  | 2635  | 332.2   | 112.6  | 219.6  |
| 20   | San Francisco        | 4365   | 1349  | 3016  | 335.8   | 103.8  | 232.0  |
| 21   | Indianapolis         | 4134   | 1179  | 2955  | 344.5   | 98.3   | 246.3  |
| 22   | Tampa Bay            | 4139   | 1169  | 2970  | 344.9   | 97.4   | 247.5  |
| 23   | Miami                | 4142   | 1650  | 2492  | 345.2   | 137.5  | 207.7  |
| 24   | Tennessee            | 4150   | 1531  | 2619  | 345.8   | 127.6  | 218.3  |
| 25   | Philadelphia         | 4166   | 1547  | 2619  | 347.2   | 128.9  | 218.3  |
| 26   | Baltimore            | 4205   | 1421  | 2784  | 350.4   | 118.4  | 232.0  |
| 27   | Chicago              | 4308   | 1606  | 2702  | 359.0   | 133.8  | 225.2  |
| 28   | Pittsburgh           | 4381   | 1412  | 2969  | 365.1   | 117.7  | 247.4  |
| 29   | Dallas               | 4514   | 1496  | 3018  | 376.2   | 124.7  | 251.5  |
| 30   | New York Giants      | 5015   | 2005  | 3010  | 385.8   | 154.2  | 231.5  |
| 31   | Washington           | 4659   | 1600  | 3059  | 388.3   | 133.3  | 254.9  |
| 32   | Cincinnati           | 4920   | 1839  | 3081  | 410.0   | 153.3  | 256.8  |
|      | TOTALS               | 127064 | 44797 | 82267 | 327.5   | 115.5  | 212.0  |

# 2025 NATIONAL FOOTBALL LEAGUE

## AFC TEAM TAKEAWAYS/GIVEAWAYS

| RANK | TEAM                 | TAKEAWAYS |     |       | GIVEAWAYS |     |       | NET DIFF |
|------|----------------------|-----------|-----|-------|-----------|-----|-------|----------|
|      |                      | INT       | FUM | TOTAL | INT       | FUM | TOTAL |          |
| 1    | Houston              | 12        | 7   | 19    | 7         | 3   | 10    | +9       |
| 2    | Pittsburgh           | 10        | 12  | 22    | 9         | 5   | 14    | +8       |
| 3    | Jacksonville         | 13        | 7   | 20    | 11        | 3   | 14    | +6       |
| 4    | Indianapolis         | 12        | 5   | 17    | 7         | 5   | 12    | +5       |
| 5    | Kansas City          | 7         | 3   | 10    | 7         | 1   | 8     | +2       |
| 6    | New England          | 8         | 6   | 14    | 6         | 7   | 13    | +1       |
| 7    | Cleveland            | 9         | 6   | 15    | 10        | 5   | 15    | 0        |
| 8    | Los Angeles Chargers | 11        | 2   | 13    | 10        | 4   | 14    | -1       |
| 9    | Buffalo              | 8         | 7   | 15    | 10        | 7   | 17    | -2       |
| 10t  | Cincinnati           | 10        | 5   | 15    | 12        | 6   | 18    | -3       |
| 10t  | Denver               | 7         | 3   | 10    | 9         | 4   | 13    | -3       |
| 10t  | Las Vegas            | 8         | 6   | 14    | 14        | 3   | 17    | -3       |
| 13t  | Baltimore            | 7         | 7   | 14    | 8         | 10  | 18    | -4       |
| 13t  | Miami                | 4         | 10  | 14    | 14        | 4   | 18    | -4       |
| 15   | Tennessee            | 5         | 5   | 10    | 6         | 10  | 16    | -6       |
| 16   | New York Jets        | 0         | 2   | 2     | 5         | 9   | 14    | -12      |
|      | TOTALS               | 131       | 93  | 224   | 145       | 86  | 231   | -7       |

## NFC TEAM TAKEAWAYS/GIVEAWAYS

| RANK | TEAM             | TAKEAWAYS |     |       | GIVEAWAYS |     |       | NET DIFF |
|------|------------------|-----------|-----|-------|-----------|-----|-------|----------|
|      |                  | INT       | FUM | TOTAL | INT       | FUM | TOTAL |          |
| 1    | Chicago          | 17        | 9   | 26    | 5         | 4   | 9     | +17      |
| 2t   | Los Angeles Rams | 12        | 8   | 20    | 4         | 7   | 11    | +9       |
| 2t   | Tampa Bay        | 11        | 7   | 18    | 5         | 4   | 9     | +9       |
| 4t   | Detroit          | 9         | 4   | 13    | 5         | 3   | 8     | +5       |
| 4t   | Philadelphia     | 8         | 5   | 13    | 2         | 6   | 8     | +5       |
| 6t   | Atlanta          | 9         | 6   | 15    | 4         | 7   | 11    | +4       |
| 6t   | Green Bay        | 6         | 5   | 11    | 3         | 4   | 7     | +4       |
| 8    | Arizona          | 9         | 8   | 17    | 7         | 8   | 15    | +2       |
| 9    | Carolina         | 12        | 5   | 17    | 10        | 7   | 17    | 0        |
| 10t  | San Francisco    | 5         | 9   | 14    | 13        | 5   | 18    | -4       |
| 10t  | Seattle          | 13        | 5   | 18    | 11        | 11  | 22    | -4       |
| 12t  | Dallas           | 5         | 5   | 10    | 9         | 6   | 15    | -5       |
| 12t  | New Orleans      | 7         | 7   | 14    | 10        | 9   | 19    | -5       |
| 14   | New York Giants  | 5         | 2   | 7     | 8         | 6   | 14    | -7       |
| 15   | Washington       | 6         | 1   | 7     | 8         | 7   | 15    | -8       |
| 16   | Minnesota        | 3         | 8   | 11    | 19        | 7   | 26    | -15      |
|      | TOTALS           | 137       | 94  | 231   | 123       | 101 | 224   | +7       |

# 2025 NATIONAL FOOTBALL LEAGUE

## NFL TEAM TAKEAWAYS/GIVEAWAYS

| RANK | TEAM                 | TAKEAWAYS |     |       | GIVEAWAYS |     |       | NET DIFF |
|------|----------------------|-----------|-----|-------|-----------|-----|-------|----------|
|      |                      | INT       | FUM | TOTAL | INT       | FUM | TOTAL |          |
| 1    | Chicago              | 17        | 9   | 26    | 5         | 4   | 9     | +17      |
| 2t   | Houston              | 12        | 7   | 19    | 7         | 3   | 10    | +9       |
| 2t   | Los Angeles Rams     | 12        | 8   | 20    | 4         | 7   | 11    | +9       |
| 2t   | Tampa Bay            | 11        | 7   | 18    | 5         | 4   | 9     | +9       |
| 5    | Pittsburgh           | 10        | 12  | 22    | 9         | 5   | 14    | +8       |
| 6    | Jacksonville         | 13        | 7   | 20    | 11        | 3   | 14    | +6       |
| 7t   | Detroit              | 9         | 4   | 13    | 5         | 3   | 8     | +5       |
| 7t   | Indianapolis         | 12        | 5   | 17    | 7         | 5   | 12    | +5       |
| 7t   | Philadelphia         | 8         | 5   | 13    | 2         | 6   | 8     | +5       |
| 10t  | Atlanta              | 9         | 6   | 15    | 4         | 7   | 11    | +4       |
| 10t  | Green Bay            | 6         | 5   | 11    | 3         | 4   | 7     | +4       |
| 12t  | Arizona              | 9         | 8   | 17    | 7         | 8   | 15    | +2       |
| 12t  | Kansas City          | 7         | 3   | 10    | 7         | 1   | 8     | +2       |
| 14   | New England          | 8         | 6   | 14    | 6         | 7   | 13    | +1       |
| 15t  | Carolina             | 12        | 5   | 17    | 10        | 7   | 17    | 0        |
| 15t  | Cleveland            | 9         | 6   | 15    | 10        | 5   | 15    | 0        |
| 17   | Los Angeles Chargers | 11        | 2   | 13    | 10        | 4   | 14    | -1       |
| 18   | Buffalo              | 8         | 7   | 15    | 10        | 7   | 17    | -2       |
| 19t  | Cincinnati           | 10        | 5   | 15    | 12        | 6   | 18    | -3       |
| 19t  | Denver               | 7         | 3   | 10    | 9         | 4   | 13    | -3       |
| 19t  | Las Vegas            | 8         | 6   | 14    | 14        | 3   | 17    | -3       |
| 22t  | Baltimore            | 7         | 7   | 14    | 8         | 10  | 18    | -4       |
| 22t  | Miami                | 4         | 10  | 14    | 14        | 4   | 18    | -4       |
| 22t  | San Francisco        | 5         | 9   | 14    | 13        | 5   | 18    | -4       |
| 22t  | Seattle              | 13        | 5   | 18    | 11        | 11  | 22    | -4       |
| 26t  | Dallas               | 5         | 5   | 10    | 9         | 6   | 15    | -5       |
| 26t  | New Orleans          | 7         | 7   | 14    | 10        | 9   | 19    | -5       |
| 28   | Tennessee            | 5         | 5   | 10    | 6         | 10  | 16    | -6       |
| 29   | New York Giants      | 5         | 2   | 7     | 8         | 6   | 14    | -7       |
| 30   | Washington           | 6         | 1   | 7     | 8         | 7   | 15    | -8       |
| 31   | New York Jets        | 0         | 2   | 2     | 5         | 9   | 14    | -12      |
| 32   | Minnesota            | 3         | 8   | 11    | 19        | 7   | 26    | -15      |
|      | TOTALS               | 268       | 187 | 455   | 268       | 187 | 455   | 0        |

# 2025 NATIONAL FOOTBALL LEAGUE

## AFC OFFENSE INSIDE THE 20

| RANK | TEAM                 | DRIVES | PTS  | TD  | TD%   | FG  | SCORES | SCORE% |
|------|----------------------|--------|------|-----|-------|-----|--------|--------|
| 1    | Pittsburgh           | 35     | 180  | 23  | 65.7% | 6   | 29     | 82.9%  |
| 2    | Indianapolis         | 52     | 282  | 34  | 65.4% | 16  | 50     | 96.2%  |
| 3    | Kansas City          | 50     | 255  | 31  | 62.0% | 13  | 44     | 88.0%  |
| 4    | Buffalo              | 42     | 210  | 26  | 61.9% | 11  | 37     | 88.1%  |
| 5    | Jacksonville         | 44     | 208  | 26  | 59.1% | 9   | 35     | 79.5%  |
| 6    | Denver               | 41     | 212  | 24  | 58.5% | 14  | 38     | 92.7%  |
| 7    | Cincinnati           | 35     | 170  | 19  | 54.3% | 12  | 31     | 88.6%  |
| 8t   | Cleveland            | 28     | 133  | 15  | 53.6% | 10  | 25     | 89.3%  |
| 8t   | New York Jets        | 28     | 137  | 15  | 53.6% | 10  | 25     | 89.3%  |
| 10   | Las Vegas            | 29     | 135  | 15  | 51.7% | 11  | 26     | 89.7%  |
| 11   | Los Angeles Chargers | 41     | 192  | 21  | 51.2% | 15  | 36     | 87.8%  |
| 12   | New England          | 47     | 215  | 24  | 51.1% | 16  | 40     | 85.1%  |
| 13   | Miami                | 34     | 156  | 17  | 50.0% | 12  | 29     | 85.3%  |
| 14   | Tennessee            | 21     | 96   | 10  | 47.6% | 9   | 19     | 90.5%  |
| 15   | Baltimore            | 43     | 195  | 20  | 46.5% | 18  | 38     | 88.4%  |
| 16   | Houston              | 39     | 171  | 17  | 43.6% | 18  | 35     | 89.7%  |
|      | TOTALS               | 609    | 2947 | 337 | 55.3% | 200 | 537    | 88.2%  |

## AFC DEFENSE INSIDE THE 20

| RANK | TEAM                 | DRIVES | PTS  | TD  | TD%   | FG  | SCORES | SCORE% |
|------|----------------------|--------|------|-----|-------|-----|--------|--------|
| 1    | Denver               | 33     | 139  | 13  | 39.4% | 17  | 30     | 90.9%  |
| 2    | Miami                | 42     | 198  | 22  | 52.4% | 15  | 37     | 88.1%  |
| 3    | Baltimore            | 49     | 217  | 26  | 53.1% | 13  | 39     | 79.6%  |
| 4t   | Cleveland            | 35     | 171  | 19  | 54.3% | 13  | 32     | 91.4%  |
| 4t   | Kansas City          | 35     | 172  | 19  | 54.3% | 13  | 32     | 91.4%  |
| 6    | Indianapolis         | 46     | 214  | 25  | 54.3% | 12  | 37     | 80.4%  |
| 7    | Pittsburgh           | 42     | 203  | 23  | 54.8% | 14  | 37     | 88.1%  |
| 8    | Los Angeles Chargers | 38     | 184  | 21  | 55.3% | 12  | 33     | 86.8%  |
| 9    | Buffalo              | 34     | 164  | 19  | 55.9% | 11  | 30     | 88.2%  |
| 10   | Houston              | 29     | 141  | 17  | 58.6% | 8   | 25     | 86.2%  |
| 11   | New York Jets        | 44     | 235  | 26  | 59.1% | 18  | 44     | 100.0% |
| 12   | Las Vegas            | 47     | 217  | 28  | 59.6% | 8   | 36     | 76.6%  |
| 13   | Jacksonville         | 35     | 175  | 21  | 60.0% | 10  | 31     | 88.6%  |
| 14   | Tennessee            | 43     | 222  | 26  | 60.5% | 14  | 40     | 93.0%  |
| 15   | Cincinnati           | 51     | 261  | 33  | 64.7% | 10  | 43     | 84.3%  |
| 16   | New England          | 26     | 141  | 19  | 73.1% | 4   | 23     | 88.5%  |
|      | TOTALS               | 629    | 3054 | 357 | 56.8% | 192 | 549    | 87.3%  |



# 2025 NATIONAL FOOTBALL LEAGUE

## NFC OFFENSE INSIDE THE 20

| RANK | TEAM             | DRIVES | PTS  | TD  | TD%   | FG  | SCORES | SCORE% |
|------|------------------|--------|------|-----|-------|-----|--------|--------|
| 1    | Philadelphia     | 29     | 164  | 22  | 75.9% | 4   | 26     | 89.7%  |
| 2    | Washington       | 33     | 173  | 23  | 69.7% | 5   | 28     | 84.8%  |
| 3    | Green Bay        | 46     | 252  | 31  | 67.4% | 12  | 43     | 93.5%  |
| 4    | Los Angeles Rams | 53     | 260  | 35  | 66.0% | 6   | 41     | 77.4%  |
| 5    | Detroit          | 46     | 241  | 30  | 65.2% | 10  | 40     | 87.0%  |
| 6    | Atlanta          | 34     | 184  | 22  | 64.7% | 10  | 32     | 94.1%  |
| 7    | San Francisco    | 48     | 248  | 30  | 62.5% | 14  | 44     | 91.7%  |
| 8    | Seattle          | 41     | 214  | 25  | 61.0% | 13  | 38     | 92.7%  |
| 9    | Dallas           | 48     | 234  | 29  | 60.4% | 10  | 39     | 81.3%  |
| 10   | Chicago          | 41     | 209  | 24  | 58.5% | 14  | 38     | 92.7%  |
| 11   | Arizona          | 47     | 221  | 27  | 57.4% | 11  | 38     | 80.9%  |
| 12   | Minnesota        | 35     | 171  | 19  | 54.3% | 13  | 32     | 91.4%  |
| 13t  | Carolina         | 38     | 168  | 19  | 50.0% | 13  | 32     | 84.2%  |
| 13t  | Tampa Bay        | 36     | 157  | 18  | 50.0% | 11  | 29     | 80.6%  |
| 15   | New York Giants  | 42     | 173  | 20  | 47.6% | 12  | 32     | 76.2%  |
| 16   | New Orleans      | 31     | 119  | 12  | 38.7% | 12  | 24     | 77.4%  |
|      | TOTALS           | 648    | 3188 | 386 | 59.6% | 170 | 556    | 85.8%  |

## NFC DEFENSE INSIDE THE 20

| RANK | TEAM             | DRIVES | PTS  | TD  | TD%   | FG  | SCORES | SCORE% |
|------|------------------|--------|------|-----|-------|-----|--------|--------|
| 1    | Los Angeles Rams | 36     | 141  | 15  | 41.7% | 13  | 28     | 77.8%  |
| 2    | Minnesota        | 37     | 172  | 18  | 48.6% | 15  | 33     | 89.2%  |
| 3    | Philadelphia     | 36     | 160  | 18  | 50.0% | 11  | 29     | 80.6%  |
| 4    | Seattle          | 38     | 174  | 21  | 55.3% | 8   | 29     | 76.3%  |
| 5    | Atlanta          | 36     | 172  | 20  | 55.6% | 11  | 31     | 86.1%  |
| 6    | Carolina         | 43     | 207  | 24  | 55.8% | 13  | 37     | 86.0%  |
| 7    | San Francisco    | 41     | 194  | 23  | 56.1% | 12  | 35     | 85.4%  |
| 8    | New Orleans      | 37     | 175  | 21  | 56.8% | 10  | 31     | 83.8%  |
| 9    | Arizona          | 46     | 223  | 27  | 58.7% | 13  | 40     | 87.0%  |
| 10   | Green Bay        | 32     | 157  | 19  | 59.4% | 8   | 27     | 84.4%  |
| 11   | Washington       | 46     | 238  | 28  | 60.9% | 14  | 42     | 91.3%  |
| 12   | Chicago          | 41     | 207  | 25  | 61.0% | 11  | 36     | 87.8%  |
| 13   | Detroit          | 38     | 195  | 24  | 63.2% | 10  | 34     | 89.5%  |
| 14   | New York Giants  | 47     | 253  | 31  | 66.0% | 12  | 43     | 91.5%  |
| 15   | Tampa Bay        | 29     | 154  | 20  | 69.0% | 5   | 25     | 86.2%  |
| 16   | Dallas           | 45     | 259  | 32  | 71.1% | 12  | 44     | 97.8%  |
|      | TOTALS           | 628    | 3081 | 366 | 58.3% | 178 | 544    | 86.6%  |

# 2025 NATIONAL FOOTBALL LEAGUE

## NFL OFFENSE INSIDE THE 20

| RANK | TEAM                 | DRIVES | PTS  | TD  | TD%   | FG  | SCORES | SCORE% |
|------|----------------------|--------|------|-----|-------|-----|--------|--------|
| 1    | Philadelphia         | 29     | 164  | 22  | 75.9% | 4   | 26     | 89.7%  |
| 2    | Washington           | 33     | 173  | 23  | 69.7% | 5   | 28     | 84.8%  |
| 3    | Green Bay            | 46     | 252  | 31  | 67.4% | 12  | 43     | 93.5%  |
| 4    | Los Angeles Rams     | 53     | 260  | 35  | 66.0% | 6   | 41     | 77.4%  |
| 5    | Pittsburgh           | 35     | 180  | 23  | 65.7% | 6   | 29     | 82.9%  |
| 6    | Indianapolis         | 52     | 282  | 34  | 65.4% | 16  | 50     | 96.2%  |
| 7    | Detroit              | 46     | 241  | 30  | 65.2% | 10  | 40     | 87.0%  |
| 8    | Atlanta              | 34     | 184  | 22  | 64.7% | 10  | 32     | 94.1%  |
| 9    | San Francisco        | 48     | 248  | 30  | 62.5% | 14  | 44     | 91.7%  |
| 10   | Kansas City          | 50     | 255  | 31  | 62.0% | 13  | 44     | 88.0%  |
| 11   | Buffalo              | 42     | 210  | 26  | 61.9% | 11  | 37     | 88.1%  |
| 12   | Seattle              | 41     | 214  | 25  | 61.0% | 13  | 38     | 92.7%  |
| 13   | Dallas               | 48     | 234  | 29  | 60.4% | 10  | 39     | 81.3%  |
| 14   | Jacksonville         | 44     | 208  | 26  | 59.1% | 9   | 35     | 79.5%  |
| 15t  | Chicago              | 41     | 209  | 24  | 58.5% | 14  | 38     | 92.7%  |
| 15t  | Denver               | 41     | 212  | 24  | 58.5% | 14  | 38     | 92.7%  |
| 17   | Arizona              | 47     | 221  | 27  | 57.4% | 11  | 38     | 80.9%  |
| 18t  | Cincinnati           | 35     | 170  | 19  | 54.3% | 12  | 31     | 88.6%  |
| 18t  | Minnesota            | 35     | 171  | 19  | 54.3% | 13  | 32     | 91.4%  |
| 20t  | Cleveland            | 28     | 133  | 15  | 53.6% | 10  | 25     | 89.3%  |
| 20t  | New York Jets        | 28     | 137  | 15  | 53.6% | 10  | 25     | 89.3%  |
| 22   | Las Vegas            | 29     | 135  | 15  | 51.7% | 11  | 26     | 89.7%  |
| 23   | Los Angeles Chargers | 41     | 192  | 21  | 51.2% | 15  | 36     | 87.8%  |
| 24   | New England          | 47     | 215  | 24  | 51.1% | 16  | 40     | 85.1%  |
| 25t  | Carolina             | 38     | 168  | 19  | 50.0% | 13  | 32     | 84.2%  |
| 25t  | Miami                | 34     | 156  | 17  | 50.0% | 12  | 29     | 85.3%  |
| 25t  | Tampa Bay            | 36     | 157  | 18  | 50.0% | 11  | 29     | 80.6%  |
| 28t  | New York Giants      | 42     | 173  | 20  | 47.6% | 12  | 32     | 76.2%  |
| 28t  | Tennessee            | 21     | 96   | 10  | 47.6% | 9   | 19     | 90.5%  |
| 30   | Baltimore            | 43     | 195  | 20  | 46.5% | 18  | 38     | 88.4%  |
| 31   | Houston              | 39     | 171  | 17  | 43.6% | 18  | 35     | 89.7%  |
| 32   | New Orleans          | 31     | 119  | 12  | 38.7% | 12  | 24     | 77.4%  |
|      | TOTALS               | 1257   | 6135 | 723 | 57.5% | 370 | 1093   | 87.0%  |

# 2025 NATIONAL FOOTBALL LEAGUE

## NFL DEFENSE INSIDE THE 20

| RANK | TEAM                 | DRIVES | PTS  | TD  | TD%   | FG  | SCORES | SCORE% |
|------|----------------------|--------|------|-----|-------|-----|--------|--------|
| 1    | Denver               | 33     | 139  | 13  | 39.4% | 17  | 30     | 90.9%  |
| 2    | Los Angeles Rams     | 36     | 141  | 15  | 41.7% | 13  | 28     | 77.8%  |
| 3    | Minnesota            | 37     | 172  | 18  | 48.6% | 15  | 33     | 89.2%  |
| 4    | Philadelphia         | 36     | 160  | 18  | 50.0% | 11  | 29     | 80.6%  |
| 5    | Miami                | 42     | 198  | 22  | 52.4% | 15  | 37     | 88.1%  |
| 6    | Baltimore            | 49     | 217  | 26  | 53.1% | 13  | 39     | 79.6%  |
| 7t   | Cleveland            | 35     | 171  | 19  | 54.3% | 13  | 32     | 91.4%  |
| 7t   | Kansas City          | 35     | 172  | 19  | 54.3% | 13  | 32     | 91.4%  |
| 9    | Indianapolis         | 46     | 214  | 25  | 54.3% | 12  | 37     | 80.4%  |
| 10   | Pittsburgh           | 42     | 203  | 23  | 54.8% | 14  | 37     | 88.1%  |
| 11t  | Los Angeles Chargers | 38     | 184  | 21  | 55.3% | 12  | 33     | 86.8%  |
| 11t  | Seattle              | 38     | 174  | 21  | 55.3% | 8   | 29     | 76.3%  |
| 13   | Atlanta              | 36     | 172  | 20  | 55.6% | 11  | 31     | 86.1%  |
| 14   | Carolina             | 43     | 207  | 24  | 55.8% | 13  | 37     | 86.0%  |
| 15   | Buffalo              | 34     | 164  | 19  | 55.9% | 11  | 30     | 88.2%  |
| 16   | San Francisco        | 41     | 194  | 23  | 56.1% | 12  | 35     | 85.4%  |
| 17   | New Orleans          | 37     | 175  | 21  | 56.8% | 10  | 31     | 83.8%  |
| 18   | Houston              | 29     | 141  | 17  | 58.6% | 8   | 25     | 86.2%  |
| 19   | Arizona              | 46     | 223  | 27  | 58.7% | 13  | 40     | 87.0%  |
| 20   | New York Jets        | 44     | 235  | 26  | 59.1% | 18  | 44     | 100.0% |
| 21   | Green Bay            | 32     | 157  | 19  | 59.4% | 8   | 27     | 84.4%  |
| 22   | Las Vegas            | 47     | 217  | 28  | 59.6% | 8   | 36     | 76.6%  |
| 23   | Jacksonville         | 35     | 175  | 21  | 60.0% | 10  | 31     | 88.6%  |
| 24   | Tennessee            | 43     | 222  | 26  | 60.5% | 14  | 40     | 93.0%  |
| 25   | Washington           | 46     | 238  | 28  | 60.9% | 14  | 42     | 91.3%  |
| 26   | Chicago              | 41     | 207  | 25  | 61.0% | 11  | 36     | 87.8%  |
| 27   | Detroit              | 38     | 195  | 24  | 63.2% | 10  | 34     | 89.5%  |
| 28   | Cincinnati           | 51     | 261  | 33  | 64.7% | 10  | 43     | 84.3%  |
| 29   | New York Giants      | 47     | 253  | 31  | 66.0% | 12  | 43     | 91.5%  |
| 30   | Tampa Bay            | 29     | 154  | 20  | 69.0% | 5   | 25     | 86.2%  |
| 31   | Dallas               | 45     | 259  | 32  | 71.1% | 12  | 44     | 97.8%  |
| 32   | New England          | 26     | 141  | 19  | 73.1% | 4   | 23     | 88.5%  |
|      | TOTALS               | 1257   | 6135 | 723 | 57.5% | 370 | 1093   | 87.0%  |

# 2025 NATIONAL FOOTBALL LEAGUE

## AFC TEAM OFFENSE FIRST DOWNS, THIRD DOWNS & FOURTH DOWNS

| RANK | TEAM                 | FIRST DOWNS |      |      |     | THIRD DOWNS |      |       | FOURTH DOWNS |     |       |
|------|----------------------|-------------|------|------|-----|-------------|------|-------|--------------|-----|-------|
|      |                      | TOTAL       | RUSH | PASS | PEN | MADE        | ATT  | PCT   | MADE         | ATT | PCT   |
| 1    | Kansas City          | 276         | 98   | 157  | 21  | 64          | 155  | 41.3% | 21           | 26  | 80.8% |
| 2    | New England          | 267         | 88   | 159  | 20  | 67          | 157  | 42.7% | 14           | 18  | 77.8% |
| 3t   | Buffalo              | 264         | 100  | 139  | 25  | 66          | 149  | 44.3% | 10           | 17  | 58.8% |
| 3t   | Indianapolis         | 264         | 96   | 146  | 22  | 55          | 135  | 40.7% | 17           | 23  | 73.9% |
| 5    | Jacksonville         | 247         | 90   | 129  | 28  | 55          | 155  | 35.5% | 15           | 25  | 60.0% |
| 6    | Los Angeles Chargers | 244         | 85   | 138  | 21  | 83          | 172  | 48.3% | 9            | 15  | 60.0% |
| 7    | Cincinnati           | 233         | 68   | 136  | 29  | 62          | 156  | 39.7% | 8            | 12  | 66.7% |
| 8    | Houston              | 232         | 66   | 137  | 29  | 57          | 161  | 35.4% | 11           | 19  | 57.9% |
| 9    | Denver               | 230         | 75   | 135  | 20  | 64          | 163  | 39.3% | 5            | 9   | 55.6% |
| 10   | Baltimore            | 217         | 91   | 106  | 20  | 53          | 141  | 37.6% | 10           | 19  | 52.6% |
| 11   | Miami                | 207         | 72   | 124  | 11  | 52          | 139  | 37.4% | 9            | 19  | 47.4% |
| 12   | New York Jets        | 206         | 91   | 100  | 15  | 59          | 158  | 37.3% | 11           | 23  | 47.8% |
| 13   | Pittsburgh           | 204         | 76   | 105  | 23  | 54          | 136  | 39.7% | 5            | 12  | 41.7% |
| 14   | Las Vegas            | 195         | 49   | 125  | 21  | 53          | 149  | 35.6% | 8            | 21  | 38.1% |
| 15   | Cleveland            | 193         | 74   | 93   | 26  | 52          | 168  | 31.0% | 11           | 25  | 44.0% |
| 16   | Tennessee            | 180         | 50   | 114  | 16  | 47          | 160  | 29.4% | 11           | 25  | 44.0% |
|      | TOTALS               | 3659        | 1269 | 2043 | 347 | 943         | 2454 | 38.4% | 175          | 308 | 56.8% |

## AFC TEAM DEFENSE FIRST DOWNS, THIRD DOWNS & FOURTH DOWNS

| RANK | TEAM                 | FIRST DOWNS |      |      |     | THIRD DOWNS |      |       | FOURTH DOWNS |     |       |
|------|----------------------|-------------|------|------|-----|-------------|------|-------|--------------|-----|-------|
|      |                      | TOTAL       | RUSH | PASS | PEN | MADE        | ATT  | PCT   | MADE         | ATT | PCT   |
| 1    | Houston              | 192         | 56   | 110  | 26  | 51          | 151  | 33.8% | 7            | 14  | 50.0% |
| 2    | Cleveland            | 196         | 64   | 112  | 20  | 61          | 162  | 37.7% | 5            | 10  | 50.0% |
| 3    | Los Angeles Chargers | 202         | 77   | 103  | 22  | 48          | 138  | 34.8% | 12           | 22  | 54.5% |
| 4    | Kansas City          | 203         | 69   | 114  | 20  | 61          | 142  | 43.0% | 5            | 18  | 27.8% |
| 5    | Buffalo              | 214         | 94   | 101  | 19  | 53          | 141  | 37.6% | 9            | 14  | 64.3% |
| 6    | Denver               | 219         | 59   | 125  | 35  | 52          | 169  | 30.8% | 8            | 14  | 57.1% |
| 7    | Las Vegas            | 228         | 84   | 124  | 20  | 73          | 159  | 45.9% | 10           | 15  | 66.7% |
| 8    | New England          | 235         | 75   | 138  | 22  | 52          | 146  | 35.6% | 7            | 22  | 31.8% |
| 9    | Jacksonville         | 236         | 59   | 146  | 31  | 61          | 153  | 39.9% | 8            | 20  | 40.0% |
| 10   | Baltimore            | 237         | 81   | 138  | 18  | 62          | 167  | 37.1% | 16           | 28  | 57.1% |
| 11   | Tennessee            | 239         | 83   | 131  | 25  | 56          | 146  | 38.4% | 11           | 15  | 73.3% |
| 12   | Miami                | 243         | 85   | 129  | 29  | 61          | 148  | 41.2% | 13           | 19  | 68.4% |
| 13   | New York Jets        | 244         | 85   | 132  | 27  | 55          | 154  | 35.7% | 10           | 13  | 76.9% |
| 14t  | Indianapolis         | 268         | 82   | 156  | 30  | 66          | 153  | 43.1% | 11           | 22  | 50.0% |
| 14t  | Pittsburgh           | 268         | 102  | 145  | 21  | 75          | 172  | 43.6% | 21           | 28  | 75.0% |
| 16   | Cincinnati           | 274         | 100  | 155  | 19  | 71          | 150  | 47.3% | 10           | 16  | 62.5% |
|      | TOTALS               | 3698        | 1255 | 2059 | 384 | 958         | 2451 | 39.1% | 163          | 290 | 56.2% |



# 2025 NATIONAL FOOTBALL LEAGUE

## NFC TEAM OFFENSE FIRST DOWNS, THIRD DOWNS & FOURTH DOWNS

| RANK | TEAM             | FIRST DOWNS |      |      |     | THIRD DOWNS |      |       | FOURTH DOWNS |     |       |
|------|------------------|-------------|------|------|-----|-------------|------|-------|--------------|-----|-------|
|      |                  | TOTAL       | RUSH | PASS | PEN | MADE        | ATT  | PCT   | MADE         | ATT | PCT   |
| 1    | San Francisco    | 282         | 90   | 174  | 18  | 81          | 168  | 48.2% | 10           | 17  | 58.8% |
| 2    | Dallas           | 279         | 78   | 166  | 35  | 64          | 145  | 44.1% | 9            | 18  | 50.0% |
| 3    | Los Angeles Rams | 269         | 82   | 160  | 27  | 49          | 126  | 38.9% | 13           | 19  | 68.4% |
| 4    | New York Giants  | 266         | 108  | 124  | 34  | 72          | 175  | 41.1% | 14           | 31  | 45.2% |
| 5    | Chicago          | 254         | 108  | 130  | 16  | 72          | 164  | 43.9% | 8            | 18  | 44.4% |
| 6    | Carolina         | 249         | 88   | 138  | 23  | 59          | 160  | 36.9% | 21           | 30  | 70.0% |
| 7    | Arizona          | 248         | 70   | 156  | 22  | 70          | 163  | 42.9% | 7            | 18  | 38.9% |
| 8    | Green Bay        | 244         | 86   | 136  | 22  | 74          | 150  | 49.3% | 12           | 17  | 70.6% |
| 9t   | Detroit          | 240         | 81   | 149  | 10  | 58          | 150  | 38.7% | 13           | 25  | 52.0% |
| 9t   | Seattle          | 240         | 85   | 129  | 26  | 55          | 140  | 39.3% | 6            | 9   | 66.7% |
| 11t  | Atlanta          | 235         | 84   | 129  | 22  | 47          | 142  | 33.1% | 9            | 19  | 47.4% |
| 11t  | Washington       | 235         | 90   | 117  | 28  | 56          | 141  | 39.7% | 13           | 21  | 61.9% |
| 13   | Tampa Bay        | 223         | 79   | 119  | 25  | 65          | 164  | 39.6% | 9            | 20  | 45.0% |
| 14   | New Orleans      | 221         | 71   | 122  | 28  | 59          | 157  | 37.6% | 9            | 26  | 34.6% |
| 15   | Philadelphia     | 205         | 76   | 112  | 17  | 51          | 148  | 34.5% | 11           | 17  | 64.7% |
| 16   | Minnesota        | 196         | 64   | 109  | 23  | 42          | 140  | 30.0% | 8            | 17  | 47.1% |
|      | TOTALS           | 3886        | 1340 | 2170 | 376 | 974         | 2433 | 40.0% | 172          | 322 | 53.4% |

## NFC TEAM DEFENSE FIRST DOWNS, THIRD DOWNS & FOURTH DOWNS

| RANK | TEAM             | FIRST DOWNS |      |      |     | THIRD DOWNS |      |       | FOURTH DOWNS |     |       |
|------|------------------|-------------|------|------|-----|-------------|------|-------|--------------|-----|-------|
|      |                  | TOTAL       | RUSH | PASS | PEN | MADE        | ATT  | PCT   | MADE         | ATT | PCT   |
| 1    | Green Bay        | 215         | 71   | 121  | 23  | 60          | 156  | 38.5% | 14           | 26  | 53.8% |
| 2    | Seattle          | 217         | 58   | 134  | 25  | 58          | 168  | 34.5% | 18           | 33  | 54.5% |
| 3t   | Detroit          | 225         | 66   | 130  | 29  | 56          | 150  | 37.3% | 13           | 23  | 56.5% |
| 3t   | Minnesota        | 225         | 107  | 100  | 18  | 62          | 165  | 37.6% | 9            | 12  | 75.0% |
| 5    | Tampa Bay        | 227         | 58   | 150  | 19  | 58          | 146  | 39.7% | 11           | 26  | 42.3% |
| 6    | Atlanta          | 229         | 93   | 123  | 13  | 60          | 154  | 39.0% | 15           | 25  | 60.0% |
| 7    | Los Angeles Rams | 230         | 83   | 127  | 20  | 60          | 165  | 36.4% | 20           | 37  | 54.1% |
| 8    | New Orleans      | 235         | 92   | 122  | 21  | 52          | 142  | 36.6% | 9            | 16  | 56.3% |
| 9    | Carolina         | 238         | 90   | 137  | 11  | 68          | 154  | 44.2% | 13           | 19  | 68.4% |
| 10   | Chicago          | 239         | 84   | 130  | 25  | 47          | 130  | 36.2% | 9            | 18  | 50.0% |
| 11   | Philadelphia     | 245         | 98   | 121  | 26  | 68          | 160  | 42.5% | 7            | 23  | 30.4% |
| 12   | Arizona          | 249         | 81   | 145  | 23  | 54          | 143  | 37.8% | 8            | 18  | 44.4% |
| 13   | Washington       | 256         | 86   | 154  | 16  | 62          | 147  | 42.2% | 10           | 17  | 58.8% |
| 14   | San Francisco    | 258         | 85   | 151  | 22  | 57          | 148  | 38.5% | 8            | 16  | 50.0% |
| 15   | Dallas           | 266         | 100  | 148  | 18  | 74          | 153  | 48.4% | 10           | 17  | 58.8% |
| 16   | New York Giants  | 293         | 102  | 161  | 30  | 63          | 155  | 40.6% | 10           | 14  | 71.4% |
|      | TOTALS           | 3847        | 1354 | 2154 | 339 | 959         | 2436 | 39.4% | 184          | 340 | 54.1% |

# 2025 NATIONAL FOOTBALL LEAGUE

## NFL TEAM OFFENSE FIRST DOWNS, THIRD DOWNS & FOURTH DOWNS

| RANK | TEAM                 | FIRST DOWNS |      |      |     | THIRD DOWNS |      |       | FOURTH DOWNS |     |       |
|------|----------------------|-------------|------|------|-----|-------------|------|-------|--------------|-----|-------|
|      |                      | TOTAL       | RUSH | PASS | PEN | MADE        | ATT  | PCT   | MADE         | ATT | PCT   |
| 1    | San Francisco        | 282         | 90   | 174  | 18  | 81          | 168  | 48.2% | 10           | 17  | 58.8% |
| 2    | Dallas               | 279         | 78   | 166  | 35  | 64          | 145  | 44.1% | 9            | 18  | 50.0% |
| 3    | Kansas City          | 276         | 98   | 157  | 21  | 64          | 155  | 41.3% | 21           | 26  | 80.8% |
| 4    | Los Angeles Rams     | 269         | 82   | 160  | 27  | 49          | 126  | 38.9% | 13           | 19  | 68.4% |
| 5    | New England          | 267         | 88   | 159  | 20  | 67          | 157  | 42.7% | 14           | 18  | 77.8% |
| 6    | New York Giants      | 266         | 108  | 124  | 34  | 72          | 175  | 41.1% | 14           | 31  | 45.2% |
| 7t   | Buffalo              | 264         | 100  | 139  | 25  | 66          | 149  | 44.3% | 10           | 17  | 58.8% |
| 7t   | Indianapolis         | 264         | 96   | 146  | 22  | 55          | 135  | 40.7% | 17           | 23  | 73.9% |
| 9    | Chicago              | 254         | 108  | 130  | 16  | 72          | 164  | 43.9% | 8            | 18  | 44.4% |
| 10   | Carolina             | 249         | 88   | 138  | 23  | 59          | 160  | 36.9% | 21           | 30  | 70.0% |
| 11   | Arizona              | 248         | 70   | 156  | 22  | 70          | 163  | 42.9% | 7            | 18  | 38.9% |
| 12   | Jacksonville         | 247         | 90   | 129  | 28  | 55          | 155  | 35.5% | 15           | 25  | 60.0% |
| 13t  | Green Bay            | 244         | 86   | 136  | 22  | 74          | 150  | 49.3% | 12           | 17  | 70.6% |
| 13t  | Los Angeles Chargers | 244         | 85   | 138  | 21  | 83          | 172  | 48.3% | 9            | 15  | 60.0% |
| 15t  | Detroit              | 240         | 81   | 149  | 10  | 58          | 150  | 38.7% | 13           | 25  | 52.0% |
| 15t  | Seattle              | 240         | 85   | 129  | 26  | 55          | 140  | 39.3% | 6            | 9   | 66.7% |
| 17t  | Atlanta              | 235         | 84   | 129  | 22  | 47          | 142  | 33.1% | 9            | 19  | 47.4% |
| 17t  | Washington           | 235         | 90   | 117  | 28  | 56          | 141  | 39.7% | 13           | 21  | 61.9% |
| 19   | Cincinnati           | 233         | 68   | 136  | 29  | 62          | 156  | 39.7% | 8            | 12  | 66.7% |
| 20   | Houston              | 232         | 66   | 137  | 29  | 57          | 161  | 35.4% | 11           | 19  | 57.9% |
| 21   | Denver               | 230         | 75   | 135  | 20  | 64          | 163  | 39.3% | 5            | 9   | 55.6% |
| 22   | Tampa Bay            | 223         | 79   | 119  | 25  | 65          | 164  | 39.6% | 9            | 20  | 45.0% |
| 23   | New Orleans          | 221         | 71   | 122  | 28  | 59          | 157  | 37.6% | 9            | 26  | 34.6% |
| 24   | Baltimore            | 217         | 91   | 106  | 20  | 53          | 141  | 37.6% | 10           | 19  | 52.6% |
| 25   | Miami                | 207         | 72   | 124  | 11  | 52          | 139  | 37.4% | 9            | 19  | 47.4% |
| 26   | New York Jets        | 206         | 91   | 100  | 15  | 59          | 158  | 37.3% | 11           | 23  | 47.8% |
| 27   | Philadelphia         | 205         | 76   | 112  | 17  | 51          | 148  | 34.5% | 11           | 17  | 64.7% |
| 28   | Pittsburgh           | 204         | 76   | 105  | 23  | 54          | 136  | 39.7% | 5            | 12  | 41.7% |
| 29   | Minnesota            | 196         | 64   | 109  | 23  | 42          | 140  | 30.0% | 8            | 17  | 47.1% |
| 30   | Las Vegas            | 195         | 49   | 125  | 21  | 53          | 149  | 35.6% | 8            | 21  | 38.1% |
| 31   | Cleveland            | 193         | 74   | 93   | 26  | 52          | 168  | 31.0% | 11           | 25  | 44.0% |
| 32   | Tennessee            | 180         | 50   | 114  | 16  | 47          | 160  | 29.4% | 11           | 25  | 44.0% |
|      | TOTALS               | 7545        | 2609 | 4213 | 723 | 1917        | 4887 | 39.2% | 347          | 630 | 55.1% |

# 2025 NATIONAL FOOTBALL LEAGUE

## NFL TEAM DEFENSE FIRST DOWNS, THIRD DOWNS & FOURTH DOWNS

| RANK | TEAM                 | FIRST DOWNS |      |      |     | THIRD DOWNS |      |       | FOURTH DOWNS |     |       |
|------|----------------------|-------------|------|------|-----|-------------|------|-------|--------------|-----|-------|
|      |                      | TOTAL       | RUSH | PASS | PEN | MADE        | ATT  | PCT   | MADE         | ATT | PCT   |
| 1    | Houston              | 192         | 56   | 110  | 26  | 51          | 151  | 33.8% | 7            | 14  | 50.0% |
| 2    | Cleveland            | 196         | 64   | 112  | 20  | 61          | 162  | 37.7% | 5            | 10  | 50.0% |
| 3    | Los Angeles Chargers | 202         | 77   | 103  | 22  | 48          | 138  | 34.8% | 12           | 22  | 54.5% |
| 4    | Kansas City          | 203         | 69   | 114  | 20  | 61          | 142  | 43.0% | 5            | 18  | 27.8% |
| 5    | Buffalo              | 214         | 94   | 101  | 19  | 53          | 141  | 37.6% | 9            | 14  | 64.3% |
| 6    | Green Bay            | 215         | 71   | 121  | 23  | 60          | 156  | 38.5% | 14           | 26  | 53.8% |
| 7    | Seattle              | 217         | 58   | 134  | 25  | 58          | 168  | 34.5% | 18           | 33  | 54.5% |
| 8    | Denver               | 219         | 59   | 125  | 35  | 52          | 169  | 30.8% | 8            | 14  | 57.1% |
| 9t   | Detroit              | 225         | 66   | 130  | 29  | 56          | 150  | 37.3% | 13           | 23  | 56.5% |
| 9t   | Minnesota            | 225         | 107  | 100  | 18  | 62          | 165  | 37.6% | 9            | 12  | 75.0% |
| 11   | Tampa Bay            | 227         | 58   | 150  | 19  | 58          | 146  | 39.7% | 11           | 26  | 42.3% |
| 12   | Las Vegas            | 228         | 84   | 124  | 20  | 73          | 159  | 45.9% | 10           | 15  | 66.7% |
| 13   | Atlanta              | 229         | 93   | 123  | 13  | 60          | 154  | 39.0% | 15           | 25  | 60.0% |
| 14   | Los Angeles Rams     | 230         | 83   | 127  | 20  | 60          | 165  | 36.4% | 20           | 37  | 54.1% |
| 15t  | New England          | 235         | 75   | 138  | 22  | 52          | 146  | 35.6% | 7            | 22  | 31.8% |
| 15t  | New Orleans          | 235         | 92   | 122  | 21  | 52          | 142  | 36.6% | 9            | 16  | 56.3% |
| 17   | Jacksonville         | 236         | 59   | 146  | 31  | 61          | 153  | 39.9% | 8            | 20  | 40.0% |
| 18   | Baltimore            | 237         | 81   | 138  | 18  | 62          | 167  | 37.1% | 16           | 28  | 57.1% |
| 19   | Carolina             | 238         | 90   | 137  | 11  | 68          | 154  | 44.2% | 13           | 19  | 68.4% |
| 20t  | Chicago              | 239         | 84   | 130  | 25  | 47          | 130  | 36.2% | 9            | 18  | 50.0% |
| 20t  | Tennessee            | 239         | 83   | 131  | 25  | 56          | 146  | 38.4% | 11           | 15  | 73.3% |
| 22   | Miami                | 243         | 85   | 129  | 29  | 61          | 148  | 41.2% | 13           | 19  | 68.4% |
| 23   | New York Jets        | 244         | 85   | 132  | 27  | 55          | 154  | 35.7% | 10           | 13  | 76.9% |
| 24   | Philadelphia         | 245         | 98   | 121  | 26  | 68          | 160  | 42.5% | 7            | 23  | 30.4% |
| 25   | Arizona              | 249         | 81   | 145  | 23  | 54          | 143  | 37.8% | 8            | 18  | 44.4% |
| 26   | Washington           | 256         | 86   | 154  | 16  | 62          | 147  | 42.2% | 10           | 17  | 58.8% |
| 27   | San Francisco        | 258         | 85   | 151  | 22  | 57          | 148  | 38.5% | 8            | 16  | 50.0% |
| 28   | Dallas               | 266         | 100  | 148  | 18  | 74          | 153  | 48.4% | 10           | 17  | 58.8% |
| 29t  | Indianapolis         | 268         | 82   | 156  | 30  | 66          | 153  | 43.1% | 11           | 22  | 50.0% |
| 29t  | Pittsburgh           | 268         | 102  | 145  | 21  | 75          | 172  | 43.6% | 21           | 28  | 75.0% |
| 31   | Cincinnati           | 274         | 100  | 155  | 19  | 71          | 150  | 47.3% | 10           | 16  | 62.5% |
| 32   | New York Giants      | 293         | 102  | 161  | 30  | 63          | 155  | 40.6% | 10           | 14  | 71.4% |
|      | TOTALS               | 7545        | 2609 | 4213 | 723 | 1917        | 4887 | 39.2% | 347          | 630 | 55.1% |

# 2025 NATIONAL FOOTBALL LEAGUE

## AFC OFFENSIVE FIRST DOWN YARDAGE

| RANK | TEAM                 | YDS/PL | PLAYS | YARDS |
|------|----------------------|--------|-------|-------|
| 1    | Indianapolis         | 6.85   | 335   | 2294  |
| 2    | Baltimore            | 6.41   | 308   | 1974  |
| 3    | Kansas City          | 6.13   | 350   | 2147  |
| 4    | New England          | 5.79   | 360   | 2086  |
| 5    | New York Jets        | 5.70   | 305   | 1739  |
| 6    | Miami                | 5.69   | 291   | 1656  |
| 7    | Buffalo              | 5.66   | 339   | 1919  |
| 8    | Denver               | 5.54   | 332   | 1838  |
| 9    | Cincinnati           | 5.51   | 322   | 1774  |
| 10   | Jacksonville         | 5.26   | 340   | 1787  |
| 11   | Las Vegas            | 5.14   | 301   | 1546  |
| 12   | Pittsburgh           | 5.01   | 293   | 1469  |
| 13   | Houston              | 4.73   | 329   | 1556  |
| 14   | Los Angeles Chargers | 4.70   | 325   | 1529  |
| 15   | Tennessee            | 4.35   | 286   | 1243  |
| 16   | Cleveland            | 4.27   | 304   | 1297  |
|      | TOTALS               | 5.44   | 5120  | 27854 |

## AFC DEFENSIVE FIRST DOWN YARDAGE

| RANK | TEAM                 | YDS/PL | PLAYS | YARDS |
|------|----------------------|--------|-------|-------|
| 1    | Houston              | 4.36   | 290   | 1263  |
| 2    | Denver               | 4.52   | 323   | 1461  |
| 3    | Las Vegas            | 4.60   | 318   | 1464  |
| 4    | Indianapolis         | 4.90   | 351   | 1720  |
| 5    | Cleveland            | 4.96   | 302   | 1497  |
| 6    | Buffalo              | 5.45   | 304   | 1658  |
| 7    | New York Jets        | 5.49   | 332   | 1823  |
| 8    | Pittsburgh           | 5.63   | 358   | 2016  |
| 9    | Jacksonville         | 5.66   | 325   | 1839  |
| 10   | Los Angeles Chargers | 5.70   | 289   | 1646  |
| 11   | Baltimore            | 5.77   | 328   | 1893  |
| 12   | New England          | 5.88   | 330   | 1940  |
| 13   | Kansas City          | 5.94   | 288   | 1711  |
| 14   | Tennessee            | 5.99   | 327   | 1959  |
| 15   | Miami                | 6.07   | 323   | 1959  |
| 16   | Cincinnati           | 6.46   | 356   | 2298  |
|      | TOTALS               | 5.47   | 5144  | 28147 |



# 2025 NATIONAL FOOTBALL LEAGUE

## NFC OFFENSIVE FIRST DOWN YARDAGE

| RANK | TEAM             | YDS/PL | PLAYS | YARDS |
|------|------------------|--------|-------|-------|
| 1    | Seattle          | 6.46   | 329   | 2125  |
| 2    | Detroit          | 6.45   | 326   | 2103  |
| 3    | Dallas           | 6.23   | 362   | 2255  |
| 4    | Atlanta          | 6.16   | 330   | 2032  |
| 5    | Los Angeles Rams | 5.86   | 340   | 1994  |
| 6    | Chicago          | 5.81   | 350   | 2034  |
| 7    | Minnesota        | 5.44   | 297   | 1616  |
| 8    | Carolina         | 5.41   | 346   | 1871  |
| 9    | New York Giants  | 5.40   | 352   | 1900  |
| 10   | Green Bay        | 5.40   | 323   | 1743  |
| 11   | San Francisco    | 5.14   | 379   | 1948  |
| 12   | Tampa Bay        | 5.01   | 320   | 1603  |
| 13   | Philadelphia     | 4.94   | 296   | 1463  |
| 14   | Arizona          | 4.85   | 343   | 1663  |
| 15   | Washington       | 4.80   | 317   | 1521  |
| 16   | New Orleans      | 4.64   | 323   | 1498  |
|      | TOTALS           | 5.51   | 5333  | 29369 |

## NFC DEFENSIVE FIRST DOWN YARDAGE

| RANK | TEAM             | YDS/PL | PLAYS | YARDS |
|------|------------------|--------|-------|-------|
| 1    | Green Bay        | 4.30   | 299   | 1287  |
| 2    | Seattle          | 4.72   | 316   | 1490  |
| 3    | Los Angeles Rams | 4.90   | 325   | 1593  |
| 4    | San Francisco    | 5.11   | 353   | 1803  |
| 5    | Atlanta          | 5.13   | 325   | 1667  |
| 6    | Detroit          | 5.17   | 321   | 1659  |
| 7    | Carolina         | 5.18   | 325   | 1685  |
| 8    | Minnesota        | 5.24   | 320   | 1678  |
| 9    | New Orleans      | 5.48   | 326   | 1788  |
| 10   | Philadelphia     | 5.56   | 342   | 1903  |
| 11   | Tampa Bay        | 5.60   | 321   | 1798  |
| 12   | Arizona          | 5.82   | 345   | 2009  |
| 13   | New York Giants  | 5.83   | 380   | 2216  |
| 14   | Dallas           | 6.27   | 347   | 2176  |
| 15   | Washington       | 6.38   | 336   | 2143  |
| 16   | Chicago          | 6.65   | 328   | 2181  |
|      | TOTALS           | 5.48   | 5309  | 29076 |

# 2025 NATIONAL FOOTBALL LEAGUE

## NFL OFFENSIVE FIRST DOWN YARDAGE

| RANK | TEAM                 | YDS/PL | PLAYS | YARDS |
|------|----------------------|--------|-------|-------|
| 1    | Indianapolis         | 6.85   | 335   | 2294  |
| 2    | Seattle              | 6.46   | 329   | 2125  |
| 3    | Detroit              | 6.45   | 326   | 2103  |
| 4    | Baltimore            | 6.41   | 308   | 1974  |
| 5    | Dallas               | 6.23   | 362   | 2255  |
| 6    | Atlanta              | 6.16   | 330   | 2032  |
| 7    | Kansas City          | 6.13   | 350   | 2147  |
| 8    | Los Angeles Rams     | 5.86   | 340   | 1994  |
| 9    | Chicago              | 5.81   | 350   | 2034  |
| 10   | New England          | 5.79   | 360   | 2086  |
| 11   | New York Jets        | 5.70   | 305   | 1739  |
| 12   | Miami                | 5.69   | 291   | 1656  |
| 13   | Buffalo              | 5.66   | 339   | 1919  |
| 14   | Denver               | 5.54   | 332   | 1838  |
| 15   | Cincinnati           | 5.51   | 322   | 1774  |
| 16   | Minnesota            | 5.44   | 297   | 1616  |
| 17   | Carolina             | 5.41   | 346   | 1871  |
| 18   | New York Giants      | 5.40   | 352   | 1900  |
| 19   | Green Bay            | 5.40   | 323   | 1743  |
| 20   | Jacksonville         | 5.26   | 340   | 1787  |
| 21   | San Francisco        | 5.14   | 379   | 1948  |
| 22   | Las Vegas            | 5.14   | 301   | 1546  |
| 23   | Pittsburgh           | 5.01   | 293   | 1469  |
| 24   | Tampa Bay            | 5.01   | 320   | 1603  |
| 25   | Philadelphia         | 4.94   | 296   | 1463  |
| 26   | Arizona              | 4.85   | 343   | 1663  |
| 27   | Washington           | 4.80   | 317   | 1521  |
| 28   | Houston              | 4.73   | 329   | 1556  |
| 29   | Los Angeles Chargers | 4.70   | 325   | 1529  |
| 30   | New Orleans          | 4.64   | 323   | 1498  |
| 31   | Tennessee            | 4.35   | 286   | 1243  |
| 32   | Cleveland            | 4.27   | 304   | 1297  |
|      | TOTALS               | 5.47   | 10453 | 57223 |

# 2025 NATIONAL FOOTBALL LEAGUE

## NFL DEFENSIVE FIRST DOWN YARDAGE

| RANK | TEAM                 | YDS/PL | PLAYS | YARDS |
|------|----------------------|--------|-------|-------|
| 1    | Green Bay            | 4.30   | 299   | 1287  |
| 2    | Houston              | 4.36   | 290   | 1263  |
| 3    | Denver               | 4.52   | 323   | 1461  |
| 4    | Las Vegas            | 4.60   | 318   | 1464  |
| 5    | Seattle              | 4.72   | 316   | 1490  |
| 6    | Indianapolis         | 4.90   | 351   | 1720  |
| 7    | Los Angeles Rams     | 4.90   | 325   | 1593  |
| 8    | Cleveland            | 4.96   | 302   | 1497  |
| 9    | San Francisco        | 5.11   | 353   | 1803  |
| 10   | Atlanta              | 5.13   | 325   | 1667  |
| 11   | Detroit              | 5.17   | 321   | 1659  |
| 12   | Carolina             | 5.18   | 325   | 1685  |
| 13   | Minnesota            | 5.24   | 320   | 1678  |
| 14   | Buffalo              | 5.45   | 304   | 1658  |
| 15   | New Orleans          | 5.48   | 326   | 1788  |
| 16   | New York Jets        | 5.49   | 332   | 1823  |
| 17   | Philadelphia         | 5.56   | 342   | 1903  |
| 18   | Tampa Bay            | 5.60   | 321   | 1798  |
| 19   | Pittsburgh           | 5.63   | 358   | 2016  |
| 20   | Jacksonville         | 5.66   | 325   | 1839  |
| 21   | Los Angeles Chargers | 5.70   | 289   | 1646  |
| 22   | Baltimore            | 5.77   | 328   | 1893  |
| 23   | Arizona              | 5.82   | 345   | 2009  |
| 24   | New York Giants      | 5.83   | 380   | 2216  |
| 25   | New England          | 5.88   | 330   | 1940  |
| 26   | Kansas City          | 5.94   | 288   | 1711  |
| 27   | Tennessee            | 5.99   | 327   | 1959  |
| 28   | Miami                | 6.07   | 323   | 1959  |
| 29   | Dallas               | 6.27   | 347   | 2176  |
| 30   | Washington           | 6.38   | 336   | 2143  |
| 31   | Cincinnati           | 6.46   | 356   | 2298  |
| 32   | Chicago              | 6.65   | 328   | 2181  |
|      | TOTALS               | 5.47   | 10453 | 57223 |

# 2025 NATIONAL FOOTBALL LEAGUE

## AFC KICKOFFS (RECEIVING TEAM)

| RANK | TEAM                 | TOTAL KO | ADJ KO | TB  | TB%   | EZ  | EZ%   | OB | IN20 | AVG START |
|------|----------------------|----------|--------|-----|-------|-----|-------|----|------|-----------|
| 1    | New York Jets        | 71       | 69     | 9   | 13.0% | 15  | 21.7% | 2  | 3    | 34.9      |
| 2    | Las Vegas            | 65       | 63     | 13  | 20.6% | 19  | 30.2% | 2  | 3    | 31.6      |
| 3    | Buffalo              | 58       | 57     | 7   | 12.3% | 14  | 24.6% | 2  | 8    | 31.1      |
| 4    | Indianapolis         | 56       | 55     | 9   | 16.4% | 16  | 29.1% | 1  | 5    | 30.9      |
| 5    | Jacksonville         | 56       | 55     | 15  | 27.3% | 21  | 38.2% | 2  | 5    | 30.9      |
| 6    | Cincinnati           | 74       | 74     | 14  | 18.9% | 20  | 27.0% | 0  | 3    | 30.8      |
| 7    | Baltimore            | 69       | 69     | 11  | 15.9% | 16  | 23.2% | 1  | 5    | 30.7      |
| 8    | New England          | 57       | 54     | 7   | 13.0% | 10  | 18.5% | 2  | 5    | 30.2      |
| 9    | Houston              | 47       | 45     | 11  | 24.4% | 15  | 33.3% | 0  | 0    | 30.2      |
| 10   | Miami                | 61       | 56     | 8   | 14.3% | 17  | 30.4% | 1  | 4    | 30.1      |
| 11   | Tennessee            | 67       | 66     | 12  | 18.2% | 18  | 27.3% | 2  | 9    | 29.2      |
| 12   | Denver               | 55       | 55     | 8   | 14.5% | 14  | 25.5% | 2  | 4    | 29.1      |
| 13   | Cleveland            | 60       | 60     | 7   | 11.7% | 11  | 18.3% | 3  | 4    | 29.1      |
| 14   | Los Angeles Chargers | 57       | 55     | 11  | 20.0% | 18  | 32.7% | 0  | 0    | 28.9      |
| 15   | Kansas City          | 53       | 53     | 3   | 5.7%  | 16  | 30.2% | 0  | 4    | 28.8      |
| 16   | Pittsburgh           | 64       | 60     | 10  | 16.7% | 16  | 26.7% | 2  | 6    | 28.6      |
|      | TOTALS               | 970      | 946    | 155 | 16.4% | 256 | 27.1% | 22 | 68   | 30.4      |

## AFC KICKOFFS (KICKING TEAM)

| RANK | TEAM                 | TOTAL KO | ADJ KO | TB  | TB%   | EZ  | EZ%   | OB | IN20 | AVG START |
|------|----------------------|----------|--------|-----|-------|-----|-------|----|------|-----------|
| 1    | Pittsburgh           | 63       | 60     | 3   | 5.0%  | 8   | 13.3% | 1  | 2    | 28.4      |
| 2    | Indianapolis         | 73       | 71     | 5   | 7.0%  | 9   | 12.7% | 3  | 5    | 29.6      |
| 3    | Houston              | 63       | 63     | 14  | 22.2% | 18  | 28.6% | 1  | 4    | 29.8      |
| 4    | New England          | 72       | 70     | 13  | 18.6% | 20  | 28.6% | 2  | 6    | 29.8      |
| 5    | Tennessee            | 47       | 44     | 12  | 27.3% | 19  | 43.2% | 2  | 2    | 29.9      |
| 6    | Kansas City          | 65       | 64     | 10  | 15.6% | 12  | 18.8% | 2  | 5    | 29.9      |
| 7    | Miami                | 56       | 54     | 8   | 14.8% | 16  | 29.6% | 0  | 9    | 30.0      |
| 8    | Cincinnati           | 63       | 60     | 9   | 15.0% | 15  | 25.0% | 0  | 2    | 30.3      |
| 9    | New York Jets        | 56       | 52     | 9   | 17.3% | 15  | 28.8% | 0  | 0    | 30.3      |
| 10   | Buffalo              | 69       | 68     | 8   | 11.8% | 13  | 19.1% | 1  | 6    | 30.4      |
| 11   | Jacksonville         | 62       | 59     | 15  | 25.4% | 25  | 42.4% | 3  | 3    | 30.8      |
| 12   | Las Vegas            | 47       | 45     | 5   | 11.1% | 9   | 20.0% | 2  | 4    | 31.4      |
| 13   | Los Angeles Chargers | 65       | 65     | 12  | 18.5% | 21  | 32.3% | 3  | 4    | 31.7      |
| 14   | Denver               | 61       | 60     | 14  | 23.3% | 27  | 45.0% | 0  | 3    | 31.7      |
| 15   | Cleveland            | 47       | 44     | 6   | 13.6% | 8   | 18.2% | 0  | 3    | 31.8      |
| 16   | Baltimore            | 65       | 62     | 6   | 9.7%  | 10  | 16.1% | 5  | 3    | 31.9      |
|      | TOTALS               | 974      | 941    | 149 | 15.8% | 245 | 26.0% | 25 | 61   | 30.4      |

ADJ KO: Adjusted kickoffs are used to compute Avg. Team Drive Start. Adjusted kickoffs do not include onside kicks or kickoffs at the end of a half unless either kickoff is returned for a touchdown. Adjusted kickoffs also do not include non-  
onside kickoffs that result in the kicking team ultimately retaining possession.  
IN20: The number of drives that start inside (not including) the 20-yard line.



# 2025 NATIONAL FOOTBALL LEAGUE

## NFC KICKOFFS (RECEIVING TEAM)

| RANK | TEAM             | TOTAL KO | ADJ KO | TB  | TB%   | EZ  | EZ%   | OB | IN20 | AVG START |
|------|------------------|----------|--------|-----|-------|-----|-------|----|------|-----------|
| 1    | San Francisco    | 61       | 57     | 17  | 29.8% | 21  | 36.8% | 4  | 0    | 34.4      |
| 2    | New York Giants  | 72       | 71     | 15  | 21.1% | 24  | 33.8% | 0  | 1    | 31.7      |
| 3    | Los Angeles Rams | 49       | 46     | 8   | 17.4% | 8   | 17.4% | 2  | 1    | 31.5      |
| 4    | Washington       | 71       | 69     | 15  | 21.7% | 21  | 30.4% | 3  | 6    | 31.3      |
| 5    | Seattle          | 48       | 46     | 9   | 19.6% | 13  | 28.3% | 2  | 1    | 31.0      |
| 6    | Detroit          | 61       | 56     | 8   | 14.3% | 12  | 21.4% | 2  | 3    | 30.5      |
| 7    | Chicago          | 65       | 61     | 10  | 16.4% | 16  | 26.2% | 3  | 4    | 30.4      |
| 8    | Carolina         | 66       | 66     | 19  | 28.8% | 21  | 31.8% | 2  | 3    | 30.0      |
| 9    | New Orleans      | 65       | 65     | 17  | 26.2% | 23  | 35.4% | 1  | 5    | 29.8      |
| 10   | Arizona          | 67       | 66     | 10  | 15.2% | 22  | 33.3% | 1  | 3    | 29.1      |
| 11   | Green Bay        | 53       | 50     | 11  | 22.0% | 15  | 30.0% | 1  | 4    | 29.0      |
| 12   | Tampa Bay        | 63       | 60     | 17  | 28.3% | 27  | 45.0% | 1  | 3    | 28.9      |
| 13   | Dallas           | 70       | 67     | 13  | 19.4% | 18  | 26.9% | 1  | 8    | 28.4      |
| 14   | Minnesota        | 67       | 65     | 8   | 12.3% | 22  | 33.8% | 3  | 7    | 28.3      |
| 15   | Philadelphia     | 57       | 55     | 9   | 16.4% | 14  | 25.5% | 1  | 9    | 27.8      |
| 16   | Atlanta          | 63       | 61     | 6   | 9.8%  | 11  | 18.0% | 0  | 6    | 27.4      |
|      | TOTALS           | 998      | 961    | 192 | 20.0% | 288 | 30.0% | 27 | 64   | 29.9      |

## NFC KICKOFFS (KICKING TEAM)

| RANK | TEAM             | TOTAL KO | ADJ KO | TB  | TB%   | EZ  | EZ%   | OB | IN20 | AVG START |
|------|------------------|----------|--------|-----|-------|-----|-------|----|------|-----------|
| 1    | Seattle          | 74       | 71     | 11  | 15.5% | 23  | 32.4% | 2  | 5    | 26.9      |
| 2    | Carolina         | 57       | 54     | 9   | 16.7% | 10  | 18.5% | 0  | 4    | 27.9      |
| 3    | Washington       | 55       | 52     | 10  | 19.2% | 17  | 32.7% | 2  | 5    | 27.9      |
| 4    | New York Giants  | 64       | 62     | 8   | 12.9% | 17  | 27.4% | 4  | 9    | 28.5      |
| 5    | Philadelphia     | 56       | 55     | 8   | 14.5% | 10  | 18.2% | 1  | 6    | 28.7      |
| 6    | Los Angeles Rams | 68       | 67     | 35  | 52.2% | 38  | 56.7% | 1  | 8    | 29.1      |
| 7    | Detroit          | 70       | 68     | 10  | 14.7% | 23  | 33.8% | 5  | 8    | 29.7      |
| 8    | Dallas           | 71       | 71     | 15  | 21.1% | 18  | 25.4% | 2  | 5    | 29.8      |
| 9    | Green Bay        | 62       | 62     | 17  | 27.4% | 29  | 46.8% | 0  | 3    | 29.9      |
| 10   | Chicago          | 69       | 68     | 15  | 22.1% | 23  | 33.8% | 1  | 3    | 30.1      |
| 11   | Minnesota        | 54       | 52     | 7   | 13.5% | 13  | 25.0% | 1  | 2    | 30.3      |
| 12   | San Francisco    | 70       | 68     | 12  | 17.6% | 20  | 29.4% | 0  | 3    | 31.5      |
| 13   | Tampa Bay        | 60       | 58     | 4   | 6.9%  | 9   | 15.5% | 1  | 3    | 31.8      |
| 14   | Arizona          | 60       | 57     | 11  | 19.3% | 12  | 21.1% | 1  | 4    | 32.0      |
| 15   | New Orleans      | 47       | 45     | 10  | 22.2% | 15  | 33.3% | 2  | 0    | 32.0      |
| 16   | Atlanta          | 57       | 56     | 16  | 28.6% | 22  | 39.3% | 1  | 3    | 32.6      |
|      | TOTALS           | 994      | 966    | 198 | 20.5% | 299 | 31.0% | 24 | 71   | 29.9      |

ADJ KO: Adjusted kickoffs are used to compute Avg. Team Drive Start. Adjusted kickoffs do not include onside kicks or kickoffs at the end of a half unless either kickoff is returned for a touchdown. Adjusted kickoffs also do not include non-  
onside kickoffs that result in the kicking team ultimately retaining possession.  
IN20: The number of drives that start inside (not including) the 20-yard line.

# 2025 NATIONAL FOOTBALL LEAGUE

## NFL KICKOFFS (RECEIVING TEAM)

| RANK | TEAM                 | TOTAL KO | ADJ KO | TB  | TB%   | EZ   | EZ%   | OB | IN20 | AVG START |
|------|----------------------|----------|--------|-----|-------|------|-------|----|------|-----------|
| 1    | New York Jets        | 71       | 69     | 9   | 13.0% | 15   | 21.7% | 2  | 3    | 34.9      |
| 2    | San Francisco        | 61       | 57     | 17  | 29.8% | 21   | 36.8% | 4  | 0    | 34.4      |
| 3    | New York Giants      | 72       | 71     | 15  | 21.1% | 24   | 33.8% | 0  | 1    | 31.7      |
| 4    | Las Vegas            | 65       | 63     | 13  | 20.6% | 19   | 30.2% | 2  | 3    | 31.6      |
| 5    | Los Angeles Rams     | 49       | 46     | 8   | 17.4% | 8    | 17.4% | 2  | 1    | 31.5      |
| 6    | Washington           | 71       | 69     | 15  | 21.7% | 21   | 30.4% | 3  | 6    | 31.3      |
| 7    | Buffalo              | 58       | 57     | 7   | 12.3% | 14   | 24.6% | 2  | 8    | 31.1      |
| 8    | Seattle              | 48       | 46     | 9   | 19.6% | 13   | 28.3% | 2  | 1    | 31.0      |
| 9    | Indianapolis         | 56       | 55     | 9   | 16.4% | 16   | 29.1% | 1  | 5    | 30.9      |
| 10   | Jacksonville         | 56       | 55     | 15  | 27.3% | 21   | 38.2% | 2  | 5    | 30.9      |
| 11   | Cincinnati           | 74       | 74     | 14  | 18.9% | 20   | 27.0% | 0  | 3    | 30.8      |
| 12   | Baltimore            | 69       | 69     | 11  | 15.9% | 16   | 23.2% | 1  | 5    | 30.7      |
| 13   | Detroit              | 61       | 56     | 8   | 14.3% | 12   | 21.4% | 2  | 3    | 30.5      |
| 14   | Chicago              | 65       | 61     | 10  | 16.4% | 16   | 26.2% | 3  | 4    | 30.4      |
| 15   | New England          | 57       | 54     | 7   | 13.0% | 10   | 18.5% | 2  | 5    | 30.2      |
| 16   | Houston              | 47       | 45     | 11  | 24.4% | 15   | 33.3% | 0  | 0    | 30.2      |
| 17   | Miami                | 61       | 56     | 8   | 14.3% | 17   | 30.4% | 1  | 4    | 30.1      |
| 18   | Carolina             | 66       | 66     | 19  | 28.8% | 21   | 31.8% | 2  | 3    | 30.0      |
| 19   | New Orleans          | 65       | 65     | 17  | 26.2% | 23   | 35.4% | 1  | 5    | 29.8      |
| 20   | Tennessee            | 67       | 66     | 12  | 18.2% | 18   | 27.3% | 2  | 9    | 29.2      |
| 21   | Arizona              | 67       | 66     | 10  | 15.2% | 22   | 33.3% | 1  | 3    | 29.1      |
| 22   | Denver               | 55       | 55     | 8   | 14.5% | 14   | 25.5% | 2  | 4    | 29.1      |
| 23   | Cleveland            | 60       | 60     | 7   | 11.7% | 11   | 18.3% | 3  | 4    | 29.1      |
| 24   | Green Bay            | 53       | 50     | 11  | 22.0% | 15   | 30.0% | 1  | 4    | 29.0      |
| 25   | Los Angeles Chargers | 57       | 55     | 11  | 20.0% | 18   | 32.7% | 0  | 0    | 28.9      |
| 26   | Tampa Bay            | 63       | 60     | 17  | 28.3% | 27   | 45.0% | 1  | 3    | 28.9      |
| 27   | Kansas City          | 53       | 53     | 3   | 5.7%  | 16   | 30.2% | 0  | 4    | 28.8      |
| 28   | Pittsburgh           | 64       | 60     | 10  | 16.7% | 16   | 26.7% | 2  | 6    | 28.6      |
| 29   | Dallas               | 70       | 67     | 13  | 19.4% | 18   | 26.9% | 1  | 8    | 28.4      |
| 30   | Minnesota            | 67       | 65     | 8   | 12.3% | 22   | 33.8% | 3  | 7    | 28.3      |
| 31   | Philadelphia         | 57       | 55     | 9   | 16.4% | 14   | 25.5% | 1  | 9    | 27.8      |
| 32   | Atlanta              | 63       | 61     | 6   | 9.8%  | 11   | 18.0% | 0  | 6    | 27.4      |
|      | TOTALS               | 3936     | 3814   | 694 | 18.2% | 1088 | 28.5% | 98 | 264  | 30.2      |

ADJ KO: Adjusted kickoffs are used to compute Avg. Team Drive Start. Adjusted kickoffs do not include inside kicks or kickoffs at the end of a half unless either kickoff is returned for a touchdown. Adjusted kickoffs also do not include non-onside kickoffs that result in the kicking team ultimately retaining possession.  
IN20: The number of drives that start inside (not including) the 20-yard line.

# 2025 NATIONAL FOOTBALL LEAGUE

## NFL KICKOFFS (KICKING TEAM)

| RANK | TEAM                 | TOTAL KO | ADJ KO | TB  | TB%   | EZ   | EZ%   | OB | IN20 | AVG START |
|------|----------------------|----------|--------|-----|-------|------|-------|----|------|-----------|
| 1    | Seattle              | 74       | 71     | 11  | 15.5% | 23   | 32.4% | 2  | 5    | 26.9      |
| 2    | Carolina             | 57       | 54     | 9   | 16.7% | 10   | 18.5% | 0  | 4    | 27.9      |
| 3    | Washington           | 55       | 52     | 10  | 19.2% | 17   | 32.7% | 2  | 5    | 27.9      |
| 4    | Pittsburgh           | 63       | 60     | 3   | 5.0%  | 8    | 13.3% | 1  | 2    | 28.4      |
| 5    | New York Giants      | 64       | 62     | 8   | 12.9% | 17   | 27.4% | 4  | 9    | 28.5      |
| 6    | Philadelphia         | 56       | 55     | 8   | 14.5% | 10   | 18.2% | 1  | 6    | 28.7      |
| 7    | Los Angeles Rams     | 68       | 67     | 35  | 52.2% | 38   | 56.7% | 1  | 8    | 29.1      |
| 8    | Indianapolis         | 73       | 71     | 5   | 7.0%  | 9    | 12.7% | 3  | 5    | 29.6      |
| 9    | Detroit              | 70       | 68     | 10  | 14.7% | 23   | 33.8% | 5  | 8    | 29.7      |
| 10   | Houston              | 63       | 63     | 14  | 22.2% | 18   | 28.6% | 1  | 4    | 29.8      |
| 11   | Dallas               | 71       | 71     | 15  | 21.1% | 18   | 25.4% | 2  | 5    | 29.8      |
| 12   | New England          | 72       | 70     | 13  | 18.6% | 20   | 28.6% | 2  | 6    | 29.8      |
| 13   | Green Bay            | 62       | 62     | 17  | 27.4% | 29   | 46.8% | 0  | 3    | 29.9      |
| 14   | Tennessee            | 47       | 44     | 12  | 27.3% | 19   | 43.2% | 2  | 2    | 29.9      |
| 15   | Kansas City          | 65       | 64     | 10  | 15.6% | 12   | 18.8% | 2  | 5    | 29.9      |
| 16   | Miami                | 56       | 54     | 8   | 14.8% | 16   | 29.6% | 0  | 9    | 30.0      |
| 17   | Chicago              | 69       | 68     | 15  | 22.1% | 23   | 33.8% | 1  | 3    | 30.1      |
| 18   | Cincinnati           | 63       | 60     | 9   | 15.0% | 15   | 25.0% | 0  | 2    | 30.3      |
| 19   | New York Jets        | 56       | 52     | 9   | 17.3% | 15   | 28.8% | 0  | 0    | 30.3      |
| 20   | Minnesota            | 54       | 52     | 7   | 13.5% | 13   | 25.0% | 1  | 2    | 30.3      |
| 21   | Buffalo              | 69       | 68     | 8   | 11.8% | 13   | 19.1% | 1  | 6    | 30.4      |
| 22   | Jacksonville         | 62       | 59     | 15  | 25.4% | 25   | 42.4% | 3  | 3    | 30.8      |
| 23   | Las Vegas            | 47       | 45     | 5   | 11.1% | 9    | 20.0% | 2  | 4    | 31.4      |
| 24   | San Francisco        | 70       | 68     | 12  | 17.6% | 20   | 29.4% | 0  | 3    | 31.5      |
| 25   | Los Angeles Chargers | 65       | 65     | 12  | 18.5% | 21   | 32.3% | 3  | 4    | 31.7      |
| 26   | Denver               | 61       | 60     | 14  | 23.3% | 27   | 45.0% | 0  | 3    | 31.7      |
| 27   | Cleveland            | 47       | 44     | 6   | 13.6% | 8    | 18.2% | 0  | 3    | 31.8      |
| 28   | Tampa Bay            | 60       | 58     | 4   | 6.9%  | 9    | 15.5% | 1  | 3    | 31.8      |
| 29   | Baltimore            | 65       | 62     | 6   | 9.7%  | 10   | 16.1% | 5  | 3    | 31.9      |
| 30   | Arizona              | 60       | 57     | 11  | 19.3% | 12   | 21.1% | 1  | 4    | 32.0      |
| 31   | New Orleans          | 47       | 45     | 10  | 22.2% | 15   | 33.3% | 2  | 0    | 32.0      |
| 32   | Atlanta              | 57       | 56     | 16  | 28.6% | 22   | 39.3% | 1  | 3    | 32.6      |
|      | TOTALS               | 3936     | 3814   | 694 | 18.2% | 1088 | 28.5% | 98 | 264  | 30.2      |

ADJ KO: Adjusted kickoffs are used to compute Avg. Team Drive Start. Adjusted kickoffs do not include inside kicks or kickoffs at the end of a half unless either kickoff is returned for a touchdown. Adjusted kickoffs also do not include non-inside kickoffs that result in the kicking team ultimately retaining possession.  
IN20: The number of drives that start inside (not including) the 20-yard line.

# 2025 NATIONAL FOOTBALL LEAGUE

## AFC PLAYER SINGLE-GAME HIGHS

| CATEGORY                    | TOTAL | PLAYER          | GAME                     | DETAILS                            |
|-----------------------------|-------|-----------------|--------------------------|------------------------------------|
| Points                      | 20    | Jonathan Taylor | IND vs. LV, Oct. 5       | 3 TD, 1 2pt-conv                   |
|                             | 20    | Evan McPherson  | CIN at BAL, Nov. 27      | 6 FG, 2 XK                         |
| Passing Yards               | 470   | Joe Flacco      | CIN vs. CHI, Nov. 2      | 31-47, 470 YDS, 4 TD, 2 INT        |
| Longest Pass                | 80    | Aaron Rodgers   | PIT vs. MIN, Sep. 28     | to DK Metcalf (TD)                 |
| Passing Touchdowns          | 4     |                 |                          | 11 times, 10 in non-overtime games |
| Rushing Yards               | 244   | Jonathan Taylor | IND vs. ATL, Nov. 9 (OT) | 32-244, 3 TD                       |
|                             | 216   | James Cook      | BUF at CAR, Oct. 26      | 19-216, 2 TD                       |
| Rushing Attempts            | 32    | Jonathan Taylor | IND vs. ATL, Nov. 9 (OT) | 32-244, 3 TD                       |
|                             | 32    | James Cook      | BUF at PIT, Nov. 30      | 32-144, 0 TD                       |
| Longest Rush                | 80    | Jonathan Taylor | IND vs. TEN, Oct. 26     | (TD)                               |
| Receptions                  | 16    | Ja'Marr Chase   | CIN vs. PIT, Oct. 16     | 16-161, 1 TD                       |
| Receiving Yards             | 165   | Ja'Marr Chase   | CIN vs. JAX, Sep. 14     | 14-165, 1 TD                       |
| Kickoff Return Yards        | 202   | Raheem Mostert  | LV vs. JAX, Nov. 2 (OT)  | 5-202, 0 TD                        |
|                             | 179   | Charlie Jones   | CIN vs. CHI, Nov. 2      | 4-179, 1 TD                        |
| Kickoff Returns             | 7     | Chimere Dike    | TEN at IND, Oct. 26      | 7-175, 0 TD                        |
| Longest Kickoff Return      | 99    | Kene Nwangwu    | NYJ vs. CLE, Nov. 9      | (TD)                               |
| Punt Return Yards           | 167   | Marcus Jones    | NE vs. CAR, Sep. 28      | 3-167, 0 FC, 1 TD                  |
| Punt Returns                | 5     |                 |                          | 3 times in non-overtime games      |
| Longest Punt Return         | 94    | Marcus Jones    | NE vs. NYG, Dec. 1       | (TD)                               |
| Interceptions               | 2     |                 |                          | 4 times in non-overtime games      |
| Longest Interception Return | 99    | Devin Lloyd     | JAX vs. KC, Oct. 6       | (TD)                               |
| Sacks                       | 5.0   | Myles Garrett   | CLE at NE, Oct. 26       |                                    |
| Scrimmage Yards             | 286   | Jonathan Taylor | IND vs. ATL, Nov. 9 (OT) | Rush: 32-244, Rec: 3-42            |
|                             | 225   | De'Von Achane   | MIA vs. BUF, Nov. 9      | Rush: 22-174, Rec: 6-51            |
| Longest Punt                | 76    | Jeremy Crawshaw | DEN at HOU, Nov. 2       |                                    |
| Punts                       | 8     |                 |                          | 8 times in non-overtime games      |
| Field Goals Made            | 6     | Evan McPherson  | CIN at BAL, Nov. 27      | 6-6, 52 long                       |
| Longest Field Goal          | 63    | Evan McPherson  | CIN vs. NE, Nov. 23      |                                    |



# 2025 NATIONAL FOOTBALL LEAGUE

## NFC PLAYER SINGLE-GAME HIGHS

| CATEGORY                    | TOTAL | PLAYER           | GAME                      | DETAILS                          |
|-----------------------------|-------|------------------|---------------------------|----------------------------------|
| Points                      | 18    |                  |                           | 9 times, 7 in non-overtime games |
| Passing Yards               | 452   | Jacoby Brissett  | ARI vs. SF, Nov. 16       | 47-57, 452 YDS, 2 TD, 2 INT      |
| Longest Pass                | 88    | Matthew Stafford | LAR vs. IND, Sep. 28      | to Tutu Atwell (TD)              |
| Passing Touchdowns          | 5     | Jared Goff       | DET vs. CHI, Sep. 14      | 23-28, 334 YDS, 5 TD, 0 INT      |
|                             | 5     | Matthew Stafford | LAR at JAX, Oct. 19       | 21-33, 182 YDS, 5 TD, 0 INT      |
| Rushing Yards               | 219   | Jahmyr Gibbs     | DET vs. NYG, Nov. 23 (OT) | 15-219, 2 TD                     |
|                             | 206   | Rico Dowdle      | CAR vs. MIA, Oct. 5       | 23-206, 1 TD                     |
| Rushing Attempts            | 30    | Rico Dowdle      | CAR vs. DAL, Oct. 12      | 30-183, 0 TD                     |
| Longest Rush                | 81    | Bijan Robinson   | ATL vs. BUF, Oct. 13      | (TD)                             |
| Receptions                  | 15    | Michael Wilson   | ARI vs. SF, Nov. 16       | 15-185, 0 TD                     |
| Receiving Yards             | 185   | Michael Wilson   | ARI vs. SF, Nov. 16       | 15-185, 0 TD                     |
| Kickoff Return Yards        | 209   | Luke McCaffrey   | WAS at DAL, Oct. 19       | 8-209, 0 TD                      |
| Kickoff Returns             | 8     | Kendre Miller    | NO at SEA, Sep. 21        | 8-182, 0 TD                      |
|                             | 8     | Luke McCaffrey   | WAS at DAL, Oct. 19       | 8-209, 0 TD                      |
| Longest Kickoff Return      | 98    | Skyy Moore       | SF at ARI, Nov. 16        |                                  |
| Punt Return Yards           | 127   | Jaylin Lane      | WAS vs. LV, Sep. 21       | 5-127, 0 FC, 1 TD                |
| Punt Returns                | 6     | Kameron Johnson  | TB vs. PHI, Sep. 28       | 6-100, 0 FC, 0 TD                |
| Longest Punt Return         | 95    | Tory Horton      | SEA vs. NO, Sep. 21       | (TD)                             |
| Interceptions               | 2     |                  |                           | 9 times in non-overtime games    |
| Longest Interception Return | 87    | Isaiah Rodgers   | MIN vs. CIN, Sep. 21      | (TD)                             |
| Sacks                       | 3.0   | Micah Parsons    | GB at ARI, Oct. 19        |                                  |
| Scrimmage Yards             | 264   | Jahmyr Gibbs     | DET vs. NYG, Nov. 23 (OT) | Rush: 15-219, Rec: 11-45         |
|                             | 239   | Rico Dowdle      | CAR vs. DAL, Oct. 12      | Rush: 30-183, Rec: 4-56          |
| Longest Punt                | 77    | Ryan Wright      | MIN at CLE, Oct. 5        |                                  |
| Punts                       | 7     |                  |                           | 6 times in non-overtime games    |
| Field Goals Made            | 5     |                  |                           | 3 times in non-overtime games    |
| Longest Field Goal          | 65    | Chase McLaughlin | TB vs. PHI, Sep. 28       |                                  |

# 2025 NATIONAL FOOTBALL LEAGUE

## NFL PLAYER SINGLE-GAME HIGHS

| CATEGORY                    | TOTAL | PLAYER           | GAME                     | DETAILS                        |
|-----------------------------|-------|------------------|--------------------------|--------------------------------|
| Points                      | 20    | Jonathan Taylor  | IND vs. LV, Oct. 5       | 3 TD, 1 2pt-conv               |
|                             | 20    | Evan McPherson   | CIN at BAL, Nov. 27      | 6 FG, 2 XK                     |
| Passing Yards               | 470   | Joe Flacco       | CIN vs. CHI, Nov. 2      | 31-47, 470 YDS, 4 TD, 2 INT    |
| Longest Pass                | 88    | Matthew Stafford | LAR vs. IND, Sep. 28     | to Tutu Atwell (TD)            |
| Passing Touchdowns          | 5     | Jared Goff       | DET vs. CHI, Sep. 14     | 23-28, 334 YDS, 5 TD, 0 INT    |
|                             | 5     | Matthew Stafford | LAR at JAX, Oct. 19      | 21-33, 182 YDS, 5 TD, 0 INT    |
| Rushing Yards               | 244   | Jonathan Taylor  | IND vs. ATL, Nov. 9 (OT) | 32-244, 3 TD                   |
|                             | 216   | James Cook       | BUF at CAR, Oct. 26      | 19-216, 2 TD                   |
| Rushing Attempts            | 32    | Jonathan Taylor  | IND vs. ATL, Nov. 9 (OT) | 32-244, 3 TD                   |
|                             | 32    | James Cook       | BUF at PIT, Nov. 30      | 32-144, 0 TD                   |
| Longest Rush                | 81    | Bijan Robinson   | ATL vs. BUF, Oct. 13     | (TD)                           |
| Receptions                  | 16    | Ja'Marr Chase    | CIN vs. PIT, Oct. 16     | 16-161, 1 TD                   |
| Receiving Yards             | 185   | Michael Wilson   | ARI vs. SF, Nov. 16      | 15-185, 0 TD                   |
| Kickoff Return Yards        | 209   | Luke McCaffrey   | WAS at DAL, Oct. 19      | 8-209, 0 TD                    |
| Kickoff Returns             | 8     | Kendre Miller    | NO at SEA, Sep. 21       | 8-182, 0 TD                    |
|                             | 8     | Luke McCaffrey   | WAS at DAL, Oct. 19      | 8-209, 0 TD                    |
| Longest Kickoff Return      | 99    | Kene Nwangwu     | NYJ vs. CLE, Nov. 9      | (TD)                           |
| Punt Return Yards           | 167   | Marcus Jones     | NE vs. CAR, Sep. 28      | 3-167, 0 FC, 1 TD              |
| Punt Returns                | 6     | Kameron Johnson  | TB vs. PHI, Sep. 28      | 6-100, 0 FC, 0 TD              |
| Longest Punt Return         | 95    | Tory Horton      | SEA vs. NO, Sep. 21      | (TD)                           |
| Interceptions               | 2     |                  |                          | 13 times in non-overtime games |
| Longest Interception Return | 99    | Devin Lloyd      | JAX vs. KC, Oct. 6       | (TD)                           |
| Sacks                       | 5.0   | Myles Garrett    | CLE at NE, Oct. 26       |                                |
| Scrimmage Yards             | 286   | Jonathan Taylor  | IND vs. ATL, Nov. 9 (OT) | Rush: 32-244, Rec: 3-42        |
|                             | 239   | Rico Dowdle      | CAR vs. DAL, Oct. 12     | Rush: 30-183, Rec: 4-56        |
| Longest Punt                | 77    | Ryan Wright      | MIN at CLE, Oct. 5       |                                |
| Punts                       | 8     |                  |                          | 8 times in non-overtime games  |
| Field Goals Made            | 6     | Evan McPherson   | CIN at BAL, Nov. 27      | 6-6, 52 long                   |
| Longest Field Goal          | 65    | Chase McLaughlin | TB vs. PHI, Sep. 28      |                                |

# 2025 NATIONAL FOOTBALL LEAGUE

## 300-YARD PASSING GAMES

| YARDS | PLAYER            | GAME                      | DETAILS            |
|-------|-------------------|---------------------------|--------------------|
| 470   | Joe Flacco        | CIN vs. CHI, Nov. 2       | 31-47, 4 TD, 2 INT |
| 452   | Jacoby Brissett   | ARI vs. SF, Nov. 16       | 47-57, 2 TD, 2 INT |
| 450   | Russell Wilson    | NYG at DAL, Sep. 14 (OT)  | 30-41, 3 TD, 1 INT |
| 448   | Bryce Young       | CAR at ATL, Nov. 16 (OT)  | 31-45, 3 TD, 0 INT |
| 420   | Justin Herbert    | LAC vs. IND, Oct. 19      | 37-55, 3 TD, 2 INT |
| 394   | Josh Allen        | BUF vs. BAL, Sep. 7       | 33-46, 2 TD, 0 INT |
| 389   | Matthew Stafford  | LAR vs. SF, Oct. 2 (OT)   | 30-47, 3 TD, 0 INT |
| 379   | Baker Mayfield    | TB at SEA, Oct. 5         | 29-33, 2 TD, 0 INT |
| 375   | Matthew Stafford  | LAR vs. IND, Sep. 28      | 29-41, 3 TD, 0 INT |
| 366   | Jameis Winston    | NYG at DET, Nov. 23 (OT)  | 18-36, 2 TD, 1 INT |
| 362   | Geno Smith        | LV at NE, Sep. 7          | 24-34, 1 TD, 1 INT |
| 361   | Dak Prescott      | DAL vs. NYG, Sep. 14 (OT) | 38-52, 2 TD, 1 INT |
| 360   | Jordan Love       | GB at PIT, Oct. 26        | 29-37, 3 TD, 0 INT |
| 354   | Dak Prescott      | DAL vs. PHI, Nov. 23      | 23-36, 2 TD, 1 INT |
| 352   | Patrick Mahomes   | KC vs. IND, Nov. 23 (OT)  | 29-46, 0 TD, 1 INT |
| 350   | Carson Wentz      | MIN at PIT, Sep. 28       | 30-46, 2 TD, 2 INT |
| 347   | Mac Jones         | SF at TB, Oct. 12         | 27-39, 0 TD, 2 INT |
| 342   | Mac Jones         | SF at LAR, Oct. 2 (OT)    | 33-49, 2 TD, 0 INT |
| 342   | Joe Flacco        | CIN vs. PIT, Oct. 16      | 31-47, 3 TD, 0 INT |
| 342   | Daniel Jones      | IND at PIT, Nov. 2        | 31-50, 1 TD, 3 INT |
| 341   | Sam Darnold       | SEA vs. TB, Oct. 5        | 28-34, 4 TD, 1 INT |
| 337   | Jordan Love       | GB at DAL, Sep. 28 (OT)   | 31-43, 3 TD, 0 INT |
| 334   | Jared Goff        | DET vs. CHI, Sep. 14      | 23-28, 5 TD, 0 INT |
| 330   | Sam Darnold       | SEA at WAS, Nov. 2        | 21-24, 4 TD, 1 INT |
| 328   | Bryce Young       | CAR at ARI, Sep. 14       | 35-55, 3 TD, 1 INT |
| 326   | Bo Nix            | DEN vs. CIN, Sep. 29      | 29-42, 2 TD, 1 INT |
| 326   | Jalen Hurts       | PHI at MIN, Oct. 19       | 19-23, 3 TD, 0 INT |
| 321   | Bo Nix            | DEN at WAS, Nov. 30 (OT)  | 29-45, 1 TD, 1 INT |
| 320   | Jacoby Brissett   | ARI at IND, Oct. 12       | 27-44, 2 TD, 1 INT |
| 320   | Jared Goff        | DET at WAS, Nov. 9        | 25-33, 3 TD, 0 INT |
| 320   | Dak Prescott      | DAL vs. KC, Nov. 27       | 27-39, 2 TD, 1 INT |
| 319   | Dak Prescott      | DAL vs. GB, Sep. 28 (OT)  | 31-40, 3 TD, 0 INT |
| 319   | Mac Jones         | SF vs. LAR, Nov. 9        | 33-39, 3 TD, 1 INT |
| 318   | Justin Herbert    | LAC vs. KC, Sep. 5        | 25-34, 3 TD, 0 INT |
| 318   | Patrick Mahomes   | KC at JAX, Oct. 6         | 29-41, 1 TD, 1 INT |
| 318   | C.J. Stroud       | HOU vs. SF, Oct. 26       | 30-39, 2 TD, 1 INT |
| 317   | Josh Allen        | BUF vs. TB, Nov. 16       | 19-30, 3 TD, 2 INT |
| 317   | Jacoby Brissett   | ARI vs. JAX, Nov. 23 (OT) | 33-49, 1 TD, 0 INT |
| 316   | Daniel Jones      | IND vs. DEN, Sep. 14      | 23-34, 1 TD, 0 INT |
| 315   | Tua Tagovailoa    | MIA vs. NE, Sep. 14       | 26-32, 2 TD, 1 INT |
| 313   | Michael Penix Jr. | ATL vs. WAS, Sep. 28      | 20-26, 2 TD, 1 INT |

# 2025 NATIONAL FOOTBALL LEAGUE

## 300-YARD PASSING GAMES

| YARDS | PLAYER          | GAME                 | DETAILS            |
|-------|-----------------|----------------------|--------------------|
| 313   | Carson Wentz    | MIN vs. PHI, Oct. 19 | 26-42, 0 TD, 2 INT |
| 309   | Brock Purdy     | SF vs. JAX, Sep. 28  | 22-38, 2 TD, 2 INT |
| 306   | Josh Allen      | BUF at MIA, Nov. 9   | 28-40, 2 TD, 1 INT |
| 301   | Jacoby Brissett | ARI at TB, Nov. 30   | 29-40, 2 TD, 1 INT |
| 300   | Justin Herbert  | LAC vs. DEN, Sep. 21 | 28-47, 1 TD, 1 INT |

# 2025 NATIONAL FOOTBALL LEAGUE

## 100-YARD RECEIVING GAMES

| YARDS | PLAYER             | GAME                      | DETAILS      |
|-------|--------------------|---------------------------|--------------|
| 185   | Michael Wilson     | ARI vs. SF, Nov. 16       | 15 REC, 0 TD |
| 183   | DeVonta Smith      | PHI at MIN, Oct. 19       | 9 REC, 1 TD  |
| 170   | Puka Nacua         | LAR vs. IND, Sep. 28      | 13 REC, 1 TD |
| 168   | George Pickens     | DAL at CAR, Oct. 12       | 9 REC, 1 TD  |
| 167   | Malik Nabers       | NYG at DAL, Sep. 14 (OT)  | 9 REC, 2 TD  |
| 167   | Jaxon Smith-Njigba | SEA at TEN, Nov. 23       | 8 REC, 2 TD  |
| 165   | Ja'Marr Chase      | CIN vs. JAX, Sep. 14      | 14 REC, 1 TD |
| 164   | Oronde Gadsden II  | LAC vs. IND, Oct. 19      | 7 REC, 1 TD  |
| 163   | Emeka Egbuka       | TB at SEA, Oct. 5         | 7 REC, 1 TD  |
| 162   | Jaxon Smith-Njigba | SEA at JAX, Oct. 12       | 8 REC, 1 TD  |
| 161   | Ja'Marr Chase      | CIN vs. PIT, Oct. 16      | 16 REC, 1 TD |
| 158   | Drake London       | ATL vs. BUF, Oct. 13      | 10 REC, 1 TD |
| 156   | Wan'Dale Robinson  | NYG at DET, Nov. 23 (OT)  | 9 REC, 1 TD  |
| 149   | Amon-Ra St. Brown  | DET vs. NYG, Nov. 23 (OT) | 9 REC, 1 TD  |
| 146   | Stefon Diggs       | NE at BUF, Oct. 5         | 10 REC, 0 TD |
| 146   | George Pickens     | DAL vs. PHI, Nov. 23      | 9 REC, 1 TD  |
| 145   | Tre Tucker         | LV at WAS, Sep. 21        | 8 REC, 3 TD  |
| 144   | George Pickens     | DAL at LV, Nov. 17        | 9 REC, 1 TD  |
| 144   | Jameson Williams   | DET vs. GB, Nov. 27       | 7 REC, 1 TD  |
| 143   | Zay Flowers        | BAL at BUF, Sep. 7        | 7 REC, 1 TD  |
| 143   | Tucker Kraft       | GB at PIT, Oct. 26        | 7 REC, 2 TD  |
| 142   | Wan'Dale Robinson  | NYG at DAL, Sep. 14 (OT)  | 8 REC, 1 TD  |
| 142   | Kendrick Bourne    | SF at LAR, Oct. 2 (OT)    | 10 REC, 0 TD |
| 142   | Kendrick Bourne    | SF at TB, Oct. 12         | 5 REC, 0 TD  |
| 141   | Rashee Rice        | KC vs. IND, Nov. 23 (OT)  | 8 REC, 0 TD  |
| 136   | Nico Collins       | HOU vs. JAX, Nov. 9       | 7 REC, 0 TD  |
| 134   | George Pickens     | DAL vs. GB, Sep. 28 (OT)  | 8 REC, 2 TD  |
| 132   | Jaxon Smith-Njigba | SEA vs. TB, Oct. 5        | 8 REC, 1 TD  |
| 132   | A.J. Brown         | PHI vs. CHI, Nov. 28      | 10 REC, 2 TD |
| 131   | Calvin Ridley      | TEN at ARI, Oct. 5        | 5 REC, 0 TD  |
| 130   | Puka Nacua         | LAR vs. HOU, Sep. 7       | 10 REC, 0 TD |
| 130   | Tetairoa McMillan  | CAR at ATL, Nov. 16 (OT)  | 8 REC, 2 TD  |
| 129   | Jaxon Smith-Njigba | SEA at WAS, Nov. 2        | 8 REC, 0 TD  |
| 128   | Rome Odunze        | CHI at DET, Sep. 14       | 7 REC, 2 TD  |
| 128   | Jordan Addison     | MIN vs. PHI, Oct. 19      | 9 REC, 0 TD  |
| 127   | Brock Bowers       | LV vs. JAX, Nov. 2 (OT)   | 12 REC, 3 TD |
| 127   | Trey McBride       | ARI at SEA, Nov. 9        | 9 REC, 1 TD  |
| 126   | Justin Jefferson   | MIN at PIT, Sep. 28       | 10 REC, 0 TD |
| 126   | DK Metcalf         | PIT vs. MIN, Sep. 28      | 5 REC, 1 TD  |
| 124   | Jaxon Smith-Njigba | SEA vs. SF, Sep. 7        | 9 REC, 0 TD  |
| 124   | Tucker Kraft       | GB vs. WAS, Sep. 11       | 6 REC, 1 TD  |



# 2025 NATIONAL FOOTBALL LEAGUE

## 100-YARD RECEIVING GAMES

| YARDS | PLAYER             | GAME                      | DETAILS      |
|-------|--------------------|---------------------------|--------------|
| 124   | Jalen Nailor       | MIN vs. BAL, Nov. 9       | 5 REC, 1 TD  |
| 123   | Justin Jefferson   | MIN at CLE, Oct. 5        | 7 REC, 0 TD  |
| 123   | Jaxon Smith-Njigba | SEA vs. HOU, Oct. 20      | 8 REC, 1 TD  |
| 121   | A.J. Brown         | PHI at MIN, Oct. 19       | 4 REC, 2 TD  |
| 121   | Tee Higgins        | CIN vs. CHI, Nov. 2       | 7 REC, 2 TD  |
| 119   | Keenan Allen       | LAC vs. IND, Oct. 19      | 11 REC, 1 TD |
| 119   | Jameson Williams   | DET at WAS, Nov. 9        | 6 REC, 1 TD  |
| 119   | Drake London       | ATL vs. CAR, Nov. 16 (OT) | 7 REC, 0 TD  |
| 118   | Courtland Sutton   | DEN at LAC, Sep. 21       | 6 REC, 1 TD  |
| 118   | Drake London       | ATL at NE, Nov. 2         | 9 REC, 3 TD  |
| 118   | Colston Loveland   | CHI at CIN, Nov. 2        | 6 REC, 2 TD  |
| 118   | Michael Wilson     | ARI vs. JAX, Nov. 23 (OT) | 10 REC, 0 TD |
| 117   | Ricky Pearsall     | SF vs. ARI, Sep. 21       | 8 REC, 0 TD  |
| 115   | Amon-Ra St. Brown  | DET vs. CHI, Sep. 14      | 9 REC, 3 TD  |
| 115   | Alec Pierce        | IND at PIT, Nov. 2        | 6 REC, 0 TD  |
| 115   | Michael Pittman    | IND at PIT, Nov. 2        | 9 REC, 0 TD  |
| 115   | Emeka Egbuka       | TB vs. NE, Nov. 9         | 6 REC, 1 TD  |
| 115   | Trey McBride       | ARI vs. SF, Nov. 16       | 10 REC, 1 TD |
| 115   | Hunter Henry       | NE at CIN, Nov. 23        | 7 REC, 1 TD  |
| 114   | Jordan Addison     | MIN at PIT, Sep. 28       | 4 REC, 0 TD  |
| 114   | Ryan Flournoy      | DAL at NYJ, Oct. 5        | 6 REC, 0 TD  |
| 114   | Rashid Shaheed     | NO vs. NYG, Oct. 5        | 4 REC, 1 TD  |
| 114   | DeVonta Smith      | PHI vs. DEN, Oct. 5       | 8 REC, 0 TD  |
| 114   | Rome Odunze        | CHI at BAL, Oct. 26       | 7 REC, 0 TD  |
| 112   | Keon Coleman       | BUF vs. BAL, Sep. 7       | 8 REC, 1 TD  |
| 112   | CeeDee Lamb        | DAL vs. NYG, Sep. 14 (OT) | 9 REC, 0 TD  |
| 112   | Puka Nacua         | LAR at PHI, Sep. 21       | 11 REC, 0 TD |
| 112   | CeeDee Lamb        | DAL vs. KC, Nov. 27       | 7 REC, 1 TD  |
| 111   | Pat Freiermuth     | PIT at CIN, Oct. 16       | 5 REC, 2 TD  |
| 111   | Ja'Marr Chase      | CIN vs. CHI, Nov. 2       | 6 REC, 0 TD  |
| 110   | CeeDee Lamb        | DAL at PHI, Sep. 4        | 7 REC, 0 TD  |
| 110   | Drake London       | ATL vs. WAS, Sep. 28      | 8 REC, 1 TD  |
| 110   | Ja'Marr Chase      | CIN vs. DET, Oct. 5       | 6 REC, 2 TD  |
| 110   | Jaylen Waddle      | MIA at CAR, Oct. 5        | 6 REC, 1 TD  |
| 110   | Dallas Goedert     | PHI at NYG, Oct. 9        | 9 REC, 1 TD  |
| 110   | CeeDee Lamb        | DAL vs. WAS, Oct. 19      | 5 REC, 1 TD  |
| 110   | Khalil Shakir      | BUF at HOU, Nov. 20       | 8 REC, 0 TD  |
| 110   | A.J. Brown         | PHI at DAL, Nov. 23       | 8 REC, 1 TD  |
| 110   | Ja'Marr Chase      | CIN at BAL, Nov. 27       | 7 REC, 0 TD  |
| 109   | Tyreek Hill        | MIA vs. NE, Sep. 14       | 6 REC, 0 TD  |
| 109   | A.J. Brown         | PHI vs. LAR, Sep. 21      | 6 REC, 1 TD  |

# 2025 NATIONAL FOOTBALL LEAGUE

## 100-YARD RECEIVING GAMES

| YARDS | PLAYER             | GAME                      | DETAILS      |
|-------|--------------------|---------------------------|--------------|
| 108   | Ricky Pearsall     | SF at SEA, Sep. 7         | 4 REC, 0 TD  |
| 108   | Jameson Williams   | DET vs. CHI, Sep. 14      | 2 REC, 1 TD  |
| 108   | Dalton Kincaid     | BUF vs. NE, Oct. 5        | 6 REC, 0 TD  |
| 107   | Ladd McConkey      | LAC vs. PIT, Nov. 9       | 4 REC, 1 TD  |
| 107   | Jahmyr Gibbs       | DET at PHI, Nov. 16       | 5 REC, 0 TD  |
| 106   | Davante Adams      | LAR at TEN, Sep. 14       | 6 REC, 1 TD  |
| 106   | Bijan Robinson     | ATL vs. WAS, Sep. 28      | 4 REC, 0 TD  |
| 106   | Mack Hollins       | NE at TB, Nov. 9          | 6 REC, 0 TD  |
| 106   | Zach Ertz          | WAS vs. DEN, Nov. 30 (OT) | 10 REC, 0 TD |
| 105   | Stefon Diggs       | NE vs. NYJ, Nov. 13       | 9 REC, 0 TD  |
| 105   | Jaxon Smith-Njigba | SEA at LAR, Nov. 16       | 9 REC, 0 TD  |
| 104   | Nico Collins       | HOU at JAX, Sep. 21       | 8 REC, 1 TD  |
| 104   | Drake London       | ATL at IND, Nov. 9 (OT)   | 6 REC, 1 TD  |
| 104   | Chris Olave        | NO at CAR, Nov. 9         | 5 REC, 1 TD  |
| 103   | Kayshon Boutte     | NE vs. LV, Sep. 7         | 6 REC, 0 TD  |
| 103   | Brock Bowers       | LV at NE, Sep. 7          | 5 REC, 0 TD  |
| 103   | Jaxon Smith-Njigba | SEA at PIT, Sep. 14       | 8 REC, 0 TD  |
| 102   | Bucky Irving       | TB vs. PHI, Sep. 28       | 5 REC, 1 TD  |
| 102   | Adonai Mitchell    | NYJ vs. ATL, Nov. 30      | 8 REC, 1 TD  |
| 101   | Luther Burden III  | CHI vs. DAL, Sep. 21      | 3 REC, 1 TD  |
| 101   | Stefon Diggs       | NE vs. CAR, Sep. 28       | 6 REC, 0 TD  |
| 101   | Emeka Egbuka       | TB vs. PHI, Sep. 28       | 4 REC, 1 TD  |
| 101   | Travis Hunter      | JAX vs. LAR, Oct. 19      | 8 REC, 1 TD  |
| 101   | Dalton Kincaid     | BUF vs. KC, Nov. 2        | 6 REC, 1 TD  |
| 100   | Bijan Robinson     | ATL vs. TB, Sep. 7        | 6 REC, 1 TD  |
| 100   | Tetairoa McMillan  | CAR at ARI, Sep. 14       | 6 REC, 0 TD  |
| 100   | Amon-Ra St. Brown  | DET at CIN, Oct. 5        | 8 REC, 0 TD  |
| 100   | Ladd McConkey      | LAC at MIA, Oct. 12       | 7 REC, 1 TD  |
| 100   | DeMario Douglas    | NE vs. ATL, Nov. 2        | 4 REC, 1 TD  |

# 2025 NATIONAL FOOTBALL LEAGUE

## 100-YARD RUSHING GAMES

| YARDS | PLAYER              | GAME                      | DETAILS      |
|-------|---------------------|---------------------------|--------------|
| 244   | Jonathan Taylor     | IND vs. ATL, Nov. 9 (OT)  | 32 ATT, 3 TD |
| 219   | Jahmyr Gibbs        | DET vs. NYG, Nov. 23 (OT) | 15 ATT, 2 TD |
| 216   | James Cook          | BUF at CAR, Oct. 26       | 19 ATT, 2 TD |
| 206   | Rico Dowdle         | CAR vs. MIA, Oct. 5       | 23 ATT, 1 TD |
| 183   | Rico Dowdle         | CAR vs. DAL, Oct. 12      | 30 ATT, 0 TD |
| 176   | Kyle Monangai       | CHI at CIN, Nov. 2        | 26 ATT, 0 TD |
| 174   | De'Von Achane       | MIA vs. BUF, Nov. 9       | 22 ATT, 2 TD |
| 170   | Bijan Robinson      | ATL vs. BUF, Oct. 13      | 19 ATT, 1 TD |
| 169   | Derrick Henry       | BAL at BUF, Sep. 7        | 18 ATT, 2 TD |
| 165   | Jonathan Taylor     | IND vs. DEN, Sep. 14      | 25 ATT, 0 TD |
| 153   | Jonathan Taylor     | IND vs. TEN, Oct. 26      | 12 ATT, 2 TD |
| 151   | David Montgomery    | DET at BAL, Sep. 22       | 12 ATT, 2 TD |
| 150   | Saquon Barkley      | PHI vs. NYG, Oct. 26      | 14 ATT, 1 TD |
| 147   | TreVeyon Henderson  | NE at TB, Nov. 9          | 14 ATT, 2 TD |
| 144   | James Cook          | BUF at PIT, Nov. 30       | 32 ATT, 0 TD |
| 143   | Travis Etienne      | JAX vs. CAR, Sep. 7       | 16 ATT, 0 TD |
| 143   | Bijan Robinson      | ATL at MIN, Sep. 14       | 22 ATT, 0 TD |
| 142   | Jahmyr Gibbs        | DET at WAS, Nov. 9        | 15 ATT, 2 TD |
| 142   | Bijan Robinson      | ATL at NYJ, Nov. 30       | 23 ATT, 1 TD |
| 138   | Ashton Jeanty       | LV vs. CHI, Sep. 28       | 21 ATT, 1 TD |
| 136   | Jahmyr Gibbs        | DET vs. TB, Oct. 20       | 17 ATT, 2 TD |
| 135   | Javonte Williams    | DAL at NYJ, Oct. 5        | 16 ATT, 1 TD |
| 134   | De'Von Achane       | MIA vs. NO, Nov. 30       | 22 ATT, 1 TD |
| 133   | Breece Hall         | NYJ at CIN, Oct. 26       | 18 ATT, 2 TD |
| 132   | James Cook          | BUF at NYJ, Sep. 14       | 21 ATT, 2 TD |
| 130   | Rico Dowdle         | CAR at GB, Nov. 2         | 25 ATT, 2 TD |
| 130   | Kyle Monangai       | CHI at PHI, Nov. 28       | 22 ATT, 1 TD |
| 129   | Christian McCaffrey | SF vs. ATL, Oct. 19       | 24 ATT, 2 TD |
| 128   | Omarion Hampton     | LAC at NYG, Sep. 28       | 12 ATT, 1 TD |
| 128   | De'Von Achane       | MIA vs. LAC, Oct. 12      | 16 ATT, 2 TD |
| 127   | Jaylen Warren       | PIT at CIN, Oct. 16       | 16 ATT, 0 TD |
| 126   | Kimani Vidal        | LAC vs. LV, Nov. 30       | 25 ATT, 1 TD |
| 125   | D'Andre Swift       | CHI at PHI, Nov. 28       | 18 ATT, 1 TD |
| 124   | Travis Etienne      | JAX at SF, Sep. 28        | 19 ATT, 1 TD |
| 124   | Kimani Vidal        | LAC at MIA, Oct. 12       | 18 ATT, 0 TD |
| 124   | D'Andre Swift       | CHI vs. NO, Oct. 19       | 19 ATT, 1 TD |
| 123   | Jonathan Taylor     | IND vs. ARI, Oct. 12      | 21 ATT, 1 TD |
| 122   | Derrick Henry       | BAL vs. LAR, Oct. 12      | 24 ATT, 0 TD |
| 120   | De'Von Achane       | MIA vs. WAS, Nov. 16 (OT) | 21 ATT, 0 TD |
| 119   | Derrick Henry       | BAL at MIA, Oct. 30       | 19 ATT, 0 TD |
| 117   | James Cook          | BUF vs. NO, Sep. 28       | 22 ATT, 1 TD |

# 2025 NATIONAL FOOTBALL LEAGUE

## 100-YARD RUSHING GAMES

| YARDS | PLAYER                 | GAME                      | DETAILS      |
|-------|------------------------|---------------------------|--------------|
| 117   | Kimani Vidal           | LAC vs. MIN, Oct. 23      | 23 ATT, 1 TD |
| 116   | Jordan Mason           | MIN vs. CIN, Sep. 21      | 16 ATT, 2 TD |
| 116   | Javonte Williams       | DAL vs. WAS, Oct. 19      | 19 ATT, 1 TD |
| 116   | James Cook             | BUF at HOU, Nov. 20       | 17 ATT, 1 TD |
| 114   | James Cook             | BUF vs. KC, Nov. 2        | 27 ATT, 0 TD |
| 114   | Kyren Williams         | LAR vs. NO, Nov. 2        | 25 ATT, 1 TD |
| 113   | Breece Hall            | NYJ vs. DAL, Oct. 5       | 14 ATT, 0 TD |
| 111   | Jacory Croskey-Merritt | WAS at LAC, Oct. 5        | 14 ATT, 2 TD |
| 111   | J.K. Dobbins           | DEN vs. DAL, Oct. 26      | 15 ATT, 0 TD |
| 110   | Quinshon Judkins       | CLE vs. MIN, Oct. 5       | 23 ATT, 0 TD |
| 108   | James Cook             | BUF vs. MIA, Sep. 18      | 19 ATT, 1 TD |
| 108   | D'Andre Swift          | CHI at WAS, Oct. 13       | 14 ATT, 0 TD |
| 108   | Chase Brown            | CIN vs. PIT, Oct. 16      | 11 ATT, 0 TD |
| 107   | Breece Hall            | NYJ vs. PIT, Sep. 7       | 19 ATT, 0 TD |
| 107   | Chase Brown            | CIN vs. NE, Nov. 23       | 19 ATT, 0 TD |
| 107   | Emanuel Wilson         | GB vs. MIN, Nov. 23       | 28 ATT, 2 TD |
| 106   | Christian McCaffrey    | SF at NYG, Nov. 2         | 28 ATT, 1 TD |
| 106   | Sean Tucker            | TB at BUF, Nov. 16        | 19 ATT, 2 TD |
| 105   | Kenneth Walker III     | SEA at PIT, Sep. 14       | 13 ATT, 1 TD |
| 104   | Tank Bigsby            | PHI vs. NYG, Oct. 26      | 9 ATT, 0 TD  |
| 104   | Bijan Robinson         | ATL vs. CAR, Nov. 16 (OT) | 23 ATT, 2 TD |
| 104   | Kareem Hunt            | KC vs. IND, Nov. 23 (OT)  | 30 ATT, 1 TD |
| 103   | Derrick Henry          | BAL at CLE, Nov. 16       | 18 ATT, 1 TD |
| 102   | Jonathan Taylor        | IND at TEN, Sep. 21       | 17 ATT, 3 TD |
| 101   | J.K. Dobbins           | DEN vs. CIN, Sep. 29      | 16 ATT, 0 TD |

# 2025 NATIONAL FOOTBALL LEAGUE

## AFC LEADING PASSERS

| RANK | PLAYER     | TEAM    | ATT | COMP | COMP% | YDS  | YPA  | TD | TD%  | LONG | INT | INT% | RATING |
|------|------------|---------|-----|------|-------|------|------|----|------|------|-----|------|--------|
| 1    | Maye       | NE      | 386 | 276  | 71.5% | 3412 | 8.84 | 23 | 6.0% | 72t  | 6   | 1.6% | 111.9  |
| 2    | L. Jackson | BAL     | 227 | 147  | 64.8% | 1841 | 8.11 | 15 | 6.6% | 45   | 4   | 1.8% | 104.5  |
| 3    | D. Jones   | IND     | 377 | 256  | 67.9% | 3041 | 8.07 | 19 | 5.0% | 75   | 7   | 1.9% | 101.3  |
| 4    | Allen      | BUF     | 350 | 243  | 69.4% | 2832 | 8.09 | 19 | 5.4% | 54t  | 10  | 2.9% | 99.8   |
| 5    | Mahomes    | KC      | 441 | 285  | 64.6% | 3238 | 7.34 | 22 | 5.0% | 61   | 7   | 1.6% | 96.5   |
| 6    | Rodgers    | PIT     | 310 | 202  | 65.2% | 2086 | 6.73 | 19 | 6.1% | 80t  | 7   | 2.3% | 95.4   |
| 7    | Herbert    | LAC     | 396 | 265  | 66.9% | 2842 | 7.18 | 21 | 5.3% | 60t  | 10  | 2.5% | 94.9   |
| 8    | Stroud     | HOU     | 277 | 183  | 66.1% | 1978 | 7.14 | 11 | 4.0% | 50t  | 6   | 2.2% | 91.1   |
| 9    | Tagovailoa | MIA     | 335 | 225  | 67.2% | 2280 | 6.81 | 17 | 5.1% | 47   | 14  | 4.2% | 85.9   |
| 10   | Nix        | DEN     | 432 | 266  | 61.6% | 2742 | 6.35 | 19 | 4.4% | 52t  | 9   | 2.1% | 85.8   |
| 11   | G. Smith   | LV      | 376 | 253  | 67.3% | 2532 | 6.73 | 15 | 4.0% | 61t  | 14  | 3.7% | 84.0   |
| 12   | Lawrence   | JAX     | 395 | 236  | 59.7% | 2636 | 6.67 | 16 | 4.1% | 50   | 11  | 2.8% | 81.6   |
| 13   | Flacco     | CLE-CIN | 410 | 247  | 60.2% | 2451 | 5.98 | 15 | 3.7% | 44t  | 10  | 2.4% | 79.2   |
| 14   | *C. Ward   | TEN     | 412 | 246  | 59.7% | 2351 | 5.71 | 7  | 1.7% | 47   | 6   | 1.5% | 75.2   |



# 2025 NATIONAL FOOTBALL LEAGUE

## AFC LEADING PASSERS, RANKS

| PLAYER     | TEAM    | ATT | COMP | COMP% | YDS | YPA | TD  | TD% | INT | INT% | RATING |
|------------|---------|-----|------|-------|-----|-----|-----|-----|-----|------|--------|
| Maye       | NE      | 7   | 2    | 1     | 1   | 1   | 1   | 3   | 2t  | 2    | 1      |
| L. Jackson | BAL     | 14  | 14   | 9     | 14  | 2   | 10t | 1   | 1   | 4    | 2      |
| D. Jones   | IND     | 8   | 5    | 3     | 3   | 4   | 4t  | 7   | 5t  | 5    | 3      |
| Allen      | BUF     | 10  | 9    | 2     | 5   | 3   | 4t  | 4   | 9t  | 12   | 4      |
| Mahomes    | KC      | 1   | 1    | 10    | 2   | 5   | 2   | 8   | 5t  | 3    | 5      |
| Rodgers    | PIT     | 12  | 12   | 8     | 12  | 10  | 4t  | 2   | 5t  | 8    | 6      |
| Herbert    | LAC     | 5   | 4    | 6     | 4   | 6   | 3   | 5   | 9t  | 10   | 7      |
| Stroud     | HOU     | 13  | 13   | 7     | 13  | 7   | 13  | 12  | 2t  | 7    | 8      |
| Tagovailoa | MIA     | 11  | 11   | 5     | 11  | 8   | 8   | 6   | 13t | 14   | 9      |
| Nix        | DEN     | 2   | 3    | 11    | 6   | 12  | 4t  | 9   | 8   | 6    | 10     |
| G. Smith   | LV      | 9   | 6    | 4     | 8   | 9   | 10t | 11  | 13t | 13   | 11     |
| Lawrence   | JAX     | 6   | 10   | 13    | 7   | 11  | 9   | 10  | 12  | 11   | 12     |
| Flacco     | CLE-CIN | 4   | 7    | 12    | 9   | 13  | 10t | 13  | 9t  | 9    | 13     |
| *C. Ward   | TEN     | 3   | 8    | 14    | 10  | 14  | 14t | 14  | 2t  | 1    | 14     |

# 2025 NATIONAL FOOTBALL LEAGUE

## AFC FOURTH-QUARTER PASSING LEADERS

| RANK | PLAYER     | TEAM    | ATT | COMP | COMP% | YDS | YPA  | TD | TD%   | INT | INT% | RATING |
|------|------------|---------|-----|------|-------|-----|------|----|-------|-----|------|--------|
| 1    | Browning   | CIN     | 38  | 27   | 71.1% | 288 | 7.58 | 4  | 10.5% | 1   | 2.6% | 117.0  |
| 2    | Allen      | BUF     | 100 | 73   | 73.0% | 943 | 9.43 | 6  | 6.0%  | 2   | 2.0% | 113.9  |
| 3    | G. Smith   | LV      | 107 | 81   | 75.7% | 851 | 7.95 | 7  | 6.5%  | 2   | 1.9% | 112.3  |
| 4    | L. Jackson | BAL     | 46  | 29   | 63.0% | 397 | 8.63 | 4  | 8.7%  | 1   | 2.2% | 110.5  |
| 5    | Rodgers    | PIT     | 89  | 61   | 68.5% | 597 | 6.71 | 8  | 9.0%  | 2   | 2.2% | 107.7  |
| 6    | Fields     | NYJ     | 66  | 42   | 63.6% | 454 | 6.88 | 4  | 6.1%  | 0   | 0.0% | 104.0  |
| 7    | Mahomes    | KC      | 102 | 57   | 55.9% | 787 | 7.72 | 8  | 7.8%  | 2   | 2.0% | 98.8   |
| 8    | Maye       | NE      | 87  | 57   | 65.5% | 673 | 7.74 | 2  | 2.3%  | 1   | 1.1% | 91.8   |
| 9    | Herbert    | LAC     | 84  | 55   | 65.5% | 584 | 6.95 | 4  | 4.8%  | 2   | 2.4% | 91.6   |
| 10   | Stroud     | HOU     | 73  | 42   | 57.5% | 480 | 6.58 | 5  | 6.8%  | 2   | 2.7% | 88.8   |
| 11   | D. Jones   | IND     | 77  | 48   | 62.3% | 514 | 6.68 | 4  | 5.2%  | 2   | 2.6% | 88.3   |
| 12   | Nix        | DEN     | 123 | 75   | 61.0% | 782 | 6.36 | 7  | 5.7%  | 3   | 2.4% | 88.2   |
| 13   | D. Mills   | HOU     | 50  | 27   | 54.0% | 237 | 4.74 | 2  | 4.0%  | 0   | 0.0% | 80.2   |
| 14   | T. Taylor  | NYJ     | 59  | 35   | 59.3% | 360 | 6.10 | 3  | 5.1%  | 2   | 3.4% | 79.8   |
| 15   | *Gabriel   | CLE     | 63  | 35   | 55.6% | 282 | 4.48 | 2  | 3.2%  | 0   | 0.0% | 77.6   |
| 16   | Flacco     | CLE-CIN | 153 | 88   | 57.5% | 866 | 5.66 | 5  | 3.3%  | 3   | 2.0% | 76.3   |
| 17   | *C. Ward   | TEN     | 163 | 104  | 63.8% | 895 | 5.49 | 4  | 2.5%  | 4   | 2.5% | 76.1   |
| 18   | Lawrence   | JAX     | 97  | 52   | 53.6% | 576 | 5.94 | 4  | 4.1%  | 3   | 3.1% | 72.4   |
| 19   | Tagovailoa | MIA     | 90  | 58   | 64.4% | 588 | 6.53 | 5  | 5.6%  | 7   | 7.8% | 69.1   |

# 2025 NATIONAL FOOTBALL LEAGUE

## AFC THIRD-DOWN PASSING LEADERS

| RANK | PLAYER     | TEAM    | ATT | COMP | COMP% | YDS | YPA  | TD | TD%  | INT | INT% | RATING |
|------|------------|---------|-----|------|-------|-----|------|----|------|-----|------|--------|
| 1    | Stroud     | HOU     | 67  | 47   | 70.1% | 472 | 7.04 | 4  | 6.0% | 1   | 1.5% | 103.6  |
| 2    | Maye       | NE      | 102 | 67   | 65.7% | 935 | 9.17 | 6  | 5.9% | 3   | 2.9% | 102.4  |
| 3    | D. Jones   | IND     | 84  | 55   | 65.5% | 744 | 8.86 | 2  | 2.4% | 1   | 1.2% | 96.5   |
| 4    | Allen      | BUF     | 81  | 54   | 66.7% | 729 | 9.00 | 4  | 4.9% | 3   | 3.7% | 96.2   |
| 5    | Rodgers    | PIT     | 82  | 50   | 61.0% | 534 | 6.51 | 5  | 6.1% | 2   | 2.4% | 90.2   |
| 6    | Nix        | DEN     | 127 | 75   | 59.1% | 905 | 7.13 | 5  | 3.9% | 3   | 2.4% | 84.3   |
| 7    | Herbert    | LAC     | 107 | 64   | 59.8% | 709 | 6.63 | 7  | 6.5% | 6   | 5.6% | 78.0   |
| 8    | G. Smith   | LV      | 95  | 62   | 65.3% | 707 | 7.44 | 2  | 2.1% | 4   | 4.2% | 77.0   |
| 9    | Mahomes    | KC      | 95  | 54   | 56.8% | 680 | 7.16 | 4  | 4.2% | 4   | 4.2% | 75.8   |
| 10   | L. Jackson | BAL     | 57  | 30   | 52.6% | 373 | 6.54 | 1  | 1.8% | 1   | 1.8% | 71.7   |
| 11   | Lawrence   | JAX     | 98  | 54   | 55.1% | 701 | 7.15 | 3  | 3.1% | 5   | 5.1% | 66.8   |
| 12   | *C. Ward   | TEN     | 103 | 52   | 50.5% | 638 | 6.19 | 1  | 1.0% | 2   | 1.9% | 65.1   |
| 13   | Flacco     | CLE-CIN | 103 | 53   | 51.5% | 625 | 6.07 | 1  | 1.0% | 3   | 2.9% | 61.3   |
| 14   | Tagovailoa | MIA     | 80  | 47   | 58.8% | 567 | 7.09 | 2  | 2.5% | 6   | 7.5% | 57.7   |

# 2025 NATIONAL FOOTBALL LEAGUE

## AFC LEADING RUSHERS

| RANK | PLAYER          | TEAM | ATT | YDS  | AVG | LONG | TD |
|------|-----------------|------|-----|------|-----|------|----|
| 1    | Taylor          | IND  | 226 | 1282 | 5.7 | 83t  | 15 |
| 2    | Cook            | BUF  | 231 | 1228 | 5.3 | 64t  | 8  |
| 3    | Achane          | MIA  | 186 | 1034 | 5.6 | 59t  | 6  |
| 4    | Henry           | BAL  | 197 | 931  | 4.7 | 59   | 10 |
| 5    | Etienne         | JAX  | 181 | 843  | 4.7 | 71   | 5  |
| 6    | Hall            | NYJ  | 187 | 834  | 4.5 | 35   | 3  |
| 7    | Dobbins         | DEN  | 153 | 772  | 5.0 | 41   | 4  |
| 8    | *Judkins        | CLE  | 196 | 758  | 3.9 | 46t  | 7  |
| 9    | C. Brown        | CIN  | 160 | 704  | 4.4 | 37   | 2  |
| 10   | J. Warren       | PIT  | 151 | 639  | 4.2 | 37   | 4  |
| 11   | *Jeanty         | LV   | 181 | 635  | 3.5 | 64t  | 4  |
| 12   | *Henderson      | NE   | 129 | 625  | 4.8 | 69t  | 5  |
| 13   | Pollard         | TEN  | 150 | 582  | 3.9 | 21   | 2  |
| 14   | Vidal           | LAC  | 121 | 543  | 4.5 | 59t  | 3  |
| 15   | Hunt            | KC   | 130 | 515  | 4.0 | 33   | 7  |
| 16   | *Marks          | HOU  | 134 | 486  | 3.6 | 23   | 2  |
| 17   | Chubb           | HOU  | 114 | 469  | 4.1 | 27t  | 3  |
| 18   | Allen (QB)      | BUF  | 78  | 409  | 5.2 | 40   | 11 |
| 19   | Fields (QB)     | NYJ  | 71  | 383  | 5.4 | 43t  | 4  |
| 20   | Gainwell        | PIT  | 76  | 356  | 4.7 | 55   | 3  |
| 21   | Herbert (QB)    | LAC  | 57  | 353  | 6.2 | 41   | 1  |
| 22   | Mahomes (QB)    | KC   | 55  | 348  | 6.3 | 22   | 4  |
| 23   | Pacheco         | KC   | 81  | 345  | 4.3 | 16   | 1  |
| 24   | Stevenson       | NE   | 101 | 324  | 3.2 | 22   | 3  |
| 25   | Maye (QB)       | NE   | 81  | 319  | 3.9 | 28   | 2  |
| 26   | *Hampton        | LAC  | 66  | 314  | 4.8 | 54t  | 2  |
| 27   | *Harvey         | DEN  | 74  | 279  | 3.8 | 50   | 4  |
| 28   | *Tuten          | JAX  | 75  | 272  | 3.6 | 15   | 4  |
| 29   | L. Jackson (QB) | BAL  | 52  | 264  | 5.1 | 19   | 1  |
| 30   | Perine          | CIN  | 46  | 237  | 5.2 | 32t  | 1  |
| 31   | Lawrence (QB)   | JAX  | 57  | 235  | 4.1 | 21   | 5  |
| 32   | Nix (QB)        | DEN  | 52  | 229  | 4.4 | 25   | 3  |
| 33   | Stroud (QB)     | HOU  | 30  | 189  | 6.3 | 30   | 0  |
| 34   | *Gordon         | MIA  | 53  | 174  | 3.3 | 20   | 2  |
| 35   | D. Jones (QB)   | IND  | 44  | 160  | 3.6 | 19   | 5  |
| 36   | Spears          | TEN  | 39  | 158  | 4.1 | 41   | 1  |
| 37   | Mitchell        | BAL  | 25  | 153  | 6.1 | 25   | 1  |
| 38   | T. Taylor (QB)  | NYJ  | 27  | 143  | 5.3 | 15   | 1  |
| 39   | Davis           | NYJ  | 26  | 137  | 5.3 | 50   | 0  |
| 40   | Patterson       | LAC  | 32  | 129  | 4.0 | 22   | 1  |
| 41   | *C. Ward (QB)   | TEN  | 28  | 123  | 4.4 | 20   | 1  |
| 42   | *Sampson        | CLE  | 42  | 112  | 2.7 | 26   | 0  |
| 43t  | R. Davis        | BUF  | 33  | 106  | 3.2 | 15   | 0  |
| 43t  | Gibson          | NE   | 25  | 106  | 4.2 | 21   | 1  |
| 45   | G. Smith (QB)   | LV   | 39  | 104  | 2.7 | 20   | 0  |
| 46   | Mostert         | LV   | 21  | 98   | 4.7 | 37   | 0  |
| 47   | Ty Johnson      | BUF  | 23  | 95   | 4.1 | 17   | 1  |
| 48   | Hill            | BAL  | 18  | 93   | 5.2 | 71t  | 2  |
| 49   | Huntley (QB)    | BAL  | 11  | 92   | 8.4 | 29   | 0  |
| 50   | *B. Smith       | KC   | 29  | 87   | 3.0 | 8    | 0  |

# 2025 NATIONAL FOOTBALL LEAGUE

## AFC THIRD-AND-ONE RUSHING LEADERS

| RANK | PLAYER        | TEAM | ATT | FD | PCT    |
|------|---------------|------|-----|----|--------|
| 1t   | J. Warren     | PIT  | 9   | 9  | 100.0% |
| 1t   | D. Jones (QB) | IND  | 7   | 7  | 100.0% |
| 1t   | Hall          | NYJ  | 6   | 6  | 100.0% |
| 1t   | Nix (QB)      | DEN  | 5   | 5  | 100.0% |
| 1t   | Vidal         | LAC  | 4   | 4  | 100.0% |
| 1t   | Perine        | CIN  | 3   | 3  | 100.0% |
| 7t   | Fields (QB)   | NYJ  | 9   | 8  | 88.9%  |
| 7t   | Herbert (QB)  | LAC  | 9   | 8  | 88.9%  |
| 9    | *Gordon       | MIA  | 6   | 5  | 83.3%  |
| 10t  | Allen (QB)    | BUF  | 10  | 8  | 80.0%  |
| 10t  | C. Brown      | CIN  | 5   | 4  | 80.0%  |
| 10t  | Lawrence (QB) | JAX  | 5   | 4  | 80.0%  |
| 13   | Hunt          | KC   | 17  | 13 | 76.5%  |
| 14t  | Taylor        | IND  | 8   | 6  | 75.0%  |
| 14t  | Cook          | BUF  | 4   | 3  | 75.0%  |
| 14t  | *Hampton      | LAC  | 4   | 3  | 75.0%  |
| 17t  | Andrews (TE)  | BAL  | 6   | 4  | 66.7%  |
| 17t  | Maye (QB)     | NE   | 6   | 4  | 66.7%  |
| 19   | G. Smith (QB) | LV   | 8   | 5  | 62.5%  |
| 20t  | Henry         | BAL  | 10  | 6  | 60.0%  |
| 20t  | Chubb         | HOU  | 5   | 3  | 60.0%  |
| 22   | *Judkins      | CLE  | 11  | 6  | 54.5%  |
| 23t  | *Marks        | HOU  | 8   | 4  | 50.0%  |
| 23t  | *Jeanty       | LV   | 6   | 3  | 50.0%  |



# 2025 NATIONAL FOOTBALL LEAGUE

## AFC LEADERS IN RECEPTIONS

| RANK | PLAYER          | TEAM   | REC | YDS | AVG  | LONG | TD |
|------|-----------------|--------|-----|-----|------|------|----|
| 1    | Chase           | CIN    | 86  | 971 | 11.3 | 64t  | 5  |
| 2    | Diggs           | NE     | 64  | 705 | 11.0 | 33   | 3  |
| 3t   | Flowers         | BAL    | 60  | 767 | 12.8 | 56   | 1  |
| 3t   | Allen           | LAC    | 60  | 622 | 10.4 | 31   | 4  |
| 3t   | Pittman         | IND    | 60  | 620 | 10.3 | 27t  | 7  |
| 6t   | Kelce (TE)      | KC     | 59  | 719 | 12.2 | 44   | 5  |
| 6t   | Schultz (TE)    | HOU    | 59  | 552 | 9.4  | 47   | 1  |
| 8t   | *Warren (TE)    | IND    | 58  | 684 | 11.8 | 41   | 4  |
| 8t   | McConkey        | LAC    | 58  | 683 | 11.8 | 58   | 5  |
| 10   | Collins         | HOU    | 57  | 795 | 13.9 | 54   | 4  |
| 11   | Shakir          | BUF    | 55  | 569 | 10.3 | 54t  | 3  |
| 12   | Achane (RB)     | MIA    | 54  | 370 | 6.9  | 29t  | 4  |
| 13   | Waddle          | MIA    | 52  | 762 | 14.7 | 46t  | 5  |
| 14t  | Meyers          | LV-JAX | 51  | 597 | 11.7 | 50   | 2  |
| 14t  | *Fannin (TE)    | CLE    | 51  | 505 | 9.9  | 34t  | 3  |
| 16   | Sutton          | DEN    | 50  | 711 | 14.2 | 52t  | 5  |
| 17   | Bowers (TE)     | LV     | 49  | 573 | 11.7 | 38   | 5  |
| 18t  | Franklin        | DEN    | 48  | 530 | 11.0 | 42   | 5  |
| 18t  | C. Brown (RB)   | CIN    | 48  | 287 | 6.0  | 21   | 1  |
| 20t  | Henry (TE)      | NE     | 45  | 610 | 13.6 | 36   | 5  |
| 20t  | Metcalfe        | PIT    | 45  | 605 | 13.4 | 80t  | 5  |
| 22t  | Tucker          | LV     | 44  | 550 | 12.5 | 61t  | 5  |
| 22t  | Gainwell (RB)   | PIT    | 44  | 259 | 5.9  | 28   | 2  |
| 24   | *Jeanty (RB)    | LV     | 43  | 251 | 5.8  | 29   | 4  |
| 25   | Rice            | KC     | 42  | 486 | 11.6 | 47   | 5  |
| 26   | Brown           | KC     | 41  | 459 | 11.2 | 49   | 5  |
| 27t  | Higgins         | CIN    | 40  | 575 | 14.4 | 44t  | 7  |
| 27t  | Johnston        | LAC    | 40  | 525 | 13.1 | 60t  | 7  |
| 27t  | Downs           | IND    | 40  | 370 | 9.3  | 34   | 3  |
| 30t  | Okonkwo (TE)    | TEN    | 39  | 406 | 10.4 | 39   | 0  |
| 30t  | *M. Taylor (TE) | NYJ    | 39  | 318 | 8.2  | 27   | 1  |
| 32t  | *Gadsden (TE)   | LAC    | 38  | 534 | 14.1 | 53   | 2  |
| 32t  | Engram (TE)     | DEN    | 38  | 339 | 8.9  | 41   | 1  |
| 34t  | Andrews (TE)    | BAL    | 37  | 332 | 9.0  | 27t  | 5  |
| 34t  | M. Washington   | MIA    | 37  | 264 | 7.1  | 28   | 2  |
| 36t  | Washington      | JAX    | 36  | 447 | 12.4 | 40   | 3  |
| 36t  | Wilson          | NYJ    | 36  | 395 | 11.0 | 33t  | 4  |
| 36t  | *Helm (TE)      | TEN    | 36  | 290 | 8.1  | 22   | 1  |
| 39t  | Hollins         | NE     | 35  | 440 | 12.6 | 54   | 2  |
| 39t  | Jeudy           | CLE    | 35  | 421 | 12.0 | 39   | 1  |
| 39t  | Worthy          | KC     | 35  | 401 | 11.5 | 42   | 1  |
| 39t  | Taylor (RB)     | IND    | 35  | 304 | 8.7  | 43   | 2  |
| 43   | Coleman         | BUF    | 34  | 339 | 10.0 | 35t  | 4  |
| 44   | Pierce          | IND    | 33  | 689 | 20.9 | 50   | 2  |
| 45t  | B. Thomas       | JAX    | 32  | 448 | 14.0 | 46   | 1  |
| 45t  | *Higgins        | HOU    | 32  | 359 | 11.2 | 28   | 4  |
| 45t  | Njoku (TE)      | CLE    | 32  | 292 | 9.1  | 23   | 3  |
| 45t  | Fant (TE)       | CIN    | 32  | 268 | 8.4  | 25   | 3  |
| 45t  | *Henderson (RB) | NE     | 32  | 199 | 6.2  | 19   | 1  |
| 50   | *Harvey (RB)    | DEN    | 31  | 222 | 7.2  | 27t  | 4  |

# 2025 NATIONAL FOOTBALL LEAGUE

## AFC RECEIVING YARDAGE LEADERS

| RANK | PLAYER          | TEAM    | YDS | REC | AVG  | LONG | TD |
|------|-----------------|---------|-----|-----|------|------|----|
| 1    | Chase           | CIN     | 971 | 86  | 11.3 | 64t  | 5  |
| 2    | Collins         | HOU     | 795 | 57  | 13.9 | 54   | 4  |
| 3    | Flowers         | BAL     | 767 | 60  | 12.8 | 56   | 1  |
| 4    | Waddle          | MIA     | 762 | 52  | 14.7 | 46t  | 5  |
| 5    | Kelce (TE)      | KC      | 719 | 59  | 12.2 | 44   | 5  |
| 6    | Sutton          | DEN     | 711 | 50  | 14.2 | 52t  | 5  |
| 7    | Diggs           | NE      | 705 | 64  | 11.0 | 33   | 3  |
| 8    | Pierce          | IND     | 689 | 33  | 20.9 | 50   | 2  |
| 9    | *Warren (TE)    | IND     | 684 | 58  | 11.8 | 41   | 4  |
| 10   | McConkey        | LAC     | 683 | 58  | 11.8 | 58   | 5  |
| 11   | Allen           | LAC     | 622 | 60  | 10.4 | 31   | 4  |
| 12   | Pittman         | IND     | 620 | 60  | 10.3 | 27t  | 7  |
| 13   | Henry (TE)      | NE      | 610 | 45  | 13.6 | 36   | 5  |
| 14   | Metcalf         | PIT     | 605 | 45  | 13.4 | 80t  | 5  |
| 15   | Meyers          | LV-JAX  | 597 | 51  | 11.7 | 50   | 2  |
| 16   | Higgins         | CIN     | 575 | 40  | 14.4 | 44t  | 7  |
| 17   | Bowers (TE)     | LV      | 573 | 49  | 11.7 | 38   | 5  |
| 18   | Shakir          | BUF     | 569 | 55  | 10.3 | 54t  | 3  |
| 19   | Schultz (TE)    | HOU     | 552 | 59  | 9.4  | 47   | 1  |
| 20   | Tucker          | LV      | 550 | 44  | 12.5 | 61t  | 5  |
| 21   | *Gadsden (TE)   | LAC     | 534 | 38  | 14.1 | 53   | 2  |
| 22   | Franklin        | DEN     | 530 | 48  | 11.0 | 42   | 5  |
| 23   | Johnston        | LAC     | 525 | 40  | 13.1 | 60t  | 7  |
| 24   | *Fannin (TE)    | CLE     | 505 | 51  | 9.9  | 34t  | 3  |
| 25   | Rice            | KC      | 486 | 42  | 11.6 | 47   | 5  |
| 26   | Boutte          | NE      | 481 | 29  | 16.6 | 39t  | 6  |
| 27   | Brown           | KC      | 459 | 41  | 11.2 | 49   | 5  |
| 28t  | Kincaid (TE)    | BUF     | 448 | 29  | 15.4 | 47   | 4  |
| 28t  | B. Thomas       | JAX     | 448 | 32  | 14.0 | 46   | 1  |
| 30   | Washington      | JAX     | 447 | 36  | 12.4 | 40   | 3  |
| 31   | Hollins         | NE      | 440 | 35  | 12.6 | 54   | 2  |
| 32   | Jeudy           | CLE     | 421 | 35  | 12.0 | 39   | 1  |
| 33   | Okonkwo (TE)    | TEN     | 406 | 39  | 10.4 | 39   | 0  |
| 34   | Douglas         | NE      | 402 | 27  | 14.9 | 58   | 3  |
| 35   | Worthy          | KC      | 401 | 35  | 11.5 | 42   | 1  |
| 36   | Wilson          | NYJ     | 395 | 36  | 11.0 | 33t  | 4  |
| 37   | Thornton        | KC      | 372 | 15  | 24.8 | 61   | 3  |
| 38t  | Achane (RB)     | MIA     | 370 | 54  | 6.9  | 29t  | 4  |
| 38t  | Downs           | IND     | 370 | 40  | 9.3  | 34   | 3  |
| 40   | *Higgins        | HOU     | 359 | 32  | 11.2 | 28   | 4  |
| 41   | Iosivas         | CIN     | 346 | 24  | 14.4 | 37   | 2  |
| 42   | Strange (TE)    | JAX     | 342 | 28  | 12.2 | 30   | 1  |
| 43t  | *Ayomanor       | TEN     | 339 | 29  | 11.7 | 33   | 2  |
| 43t  | Coleman         | BUF     | 339 | 34  | 10.0 | 35t  | 4  |
| 43t  | Engram (TE)     | DEN     | 339 | 38  | 8.9  | 41   | 1  |
| 46   | Andrews (TE)    | BAL     | 332 | 37  | 9.0  | 27t  | 5  |
| 47   | *M. Taylor (TE) | NYJ     | 318 | 39  | 8.2  | 27   | 1  |
| 48   | Hall (RB)       | NYJ     | 309 | 30  | 10.3 | 42t  | 1  |
| 49   | A. Mitchell     | IND-NYJ | 306 | 20  | 15.3 | 75   | 1  |
| 50   | Taylor (RB)     | IND     | 304 | 35  | 8.7  | 43   | 2  |

# 2025 NATIONAL FOOTBALL LEAGUE

## AFC THIRD-DOWN RECEIVING LEADERS

| RANK | PLAYER          | TEAM    | REC | YDS | AVG  | LONG | TD |
|------|-----------------|---------|-----|-----|------|------|----|
| 1    | Allen           | LAC     | 26  | 289 | 11.1 | 31   | 1  |
| 2    | Sutton          | DEN     | 21  | 341 | 16.2 | 34   | 2  |
| 3    | Chase           | CIN     | 20  | 264 | 13.2 | 64t  | 2  |
| 4t   | Meyers          | LV-JAX  | 18  | 183 | 10.2 | 25   | 2  |
| 4t   | Schultz (TE)    | HOU     | 18  | 175 | 9.7  | 20   | 1  |
| 6    | Diggs           | NE      | 17  | 168 | 9.9  | 24   | 1  |
| 7    | Gainwell (RB)   | PIT     | 16  | 95  | 5.9  | 20   | 0  |
| 8t   | Downs           | IND     | 15  | 169 | 11.3 | 34   | 1  |
| 8t   | Shakir          | BUF     | 15  | 141 | 9.4  | 44   | 0  |
| 10t  | *Fannin (TE)    | CLE     | 14  | 151 | 10.8 | 24   | 0  |
| 10t  | Collins         | HOU     | 14  | 149 | 10.6 | 21   | 1  |
| 12t  | Flowers         | BAL     | 13  | 149 | 11.5 | 39   | 0  |
| 12t  | Henry (TE)      | NE      | 13  | 138 | 10.6 | 17   | 0  |
| 14t  | Higgins         | CIN     | 12  | 169 | 14.1 | 42t  | 1  |
| 14t  | McConkey        | LAC     | 12  | 157 | 13.1 | 58   | 2  |
| 14t  | Jeudy           | CLE     | 12  | 151 | 12.6 | 26   | 0  |
| 14t  | M. Washington   | MIA     | 12  | 111 | 9.3  | 19   | 0  |
| 18t  | Waddle          | MIA     | 11  | 162 | 14.7 | 45   | 0  |
| 18t  | Mims            | DEN     | 11  | 130 | 11.8 | 31   | 0  |
| 18t  | *Warren (TE)    | IND     | 11  | 102 | 9.3  | 19   | 1  |
| 18t  | Pittman         | IND     | 11  | 97  | 8.8  | 14   | 0  |
| 18t  | Smith (TE)      | PIT     | 11  | 92  | 8.4  | 21   | 1  |
| 23t  | B. Thomas       | JAX     | 10  | 159 | 15.9 | 34   | 0  |
| 23t  | Franklin        | DEN     | 10  | 131 | 13.1 | 35   | 1  |
| 23t  | Lockett         | TEN-LV  | 10  | 113 | 11.3 | 33   | 0  |
| 23t  | Andrews (TE)    | BAL     | 10  | 76  | 7.6  | 14t  | 1  |
| 27t  | Washington      | JAX     | 9   | 144 | 16.0 | 40   | 1  |
| 27t  | A. Mitchell     | IND-NYJ | 9   | 142 | 15.8 | 75   | 0  |
| 27t  | Metcalf         | PIT     | 9   | 135 | 15.0 | 39   | 1  |
| 27t  | Kincaid (TE)    | BUF     | 9   | 124 | 13.8 | 23t  | 1  |
| 27t  | Kelce (TE)      | KC      | 9   | 121 | 13.4 | 28   | 2  |
| 27t  | Bowers (TE)     | LV      | 9   | 87  | 9.7  | 31   | 0  |
| 27t  | Wilson          | NYJ     | 9   | 75  | 8.3  | 16   | 1  |
| 27t  | Achane (RB)     | MIA     | 9   | 69  | 7.7  | 12   | 1  |
| 27t  | *Harvey (RB)    | DEN     | 9   | 62  | 6.9  | 12t  | 2  |
| 27t  | *M. Taylor (TE) | NYJ     | 9   | 61  | 6.8  | 13   | 0  |
| 27t  | *Noel           | HOU     | 9   | 51  | 5.7  | 12   | 0  |
| 38t  | Tucker          | LV      | 8   | 169 | 21.1 | 37   | 1  |
| 38t  | Stevenson (RB)  | NE      | 8   | 135 | 16.9 | 55   | 0  |
| 38t  | T. Hill         | MIA     | 8   | 118 | 14.8 | 47   | 0  |
| 38t  | Johnston        | LAC     | 8   | 115 | 14.4 | 37   | 1  |
| 38t  | *Dike           | TEN     | 8   | 94  | 11.8 | 25   | 0  |
| 38t  | Strange (TE)    | JAX     | 8   | 91  | 11.4 | 24   | 0  |
| 38t  | Njoku (TE)      | CLE     | 8   | 89  | 11.1 | 23   | 1  |
| 38t  | *Higgins        | HOU     | 8   | 86  | 10.8 | 24t  | 2  |
| 38t  | Okonkwo (TE)    | TEN     | 8   | 85  | 10.6 | 39   | 0  |
| 38t  | Hill (RB)       | BAL     | 8   | 83  | 10.4 | 37   | 0  |
| 38t  | Ingram (TE)     | DEN     | 8   | 75  | 9.4  | 16   | 0  |
| 38t  | Brown           | KC      | 8   | 64  | 8.0  | 33   | 1  |
| 38t  | Mayer (TE)      | LV      | 8   | 61  | 7.6  | 14   | 1  |
| 38t  | Kirk            | HOU     | 8   | 56  | 7.0  | 13   | 0  |

# 2025 NATIONAL FOOTBALL LEAGUE

## AFC LEADING SCORERS (NON-KICKING)

| RANK | PLAYER     | TEAM | POS | TOUCHDOWNS |      |     |     |       | X2 | PTS |
|------|------------|------|-----|------------|------|-----|-----|-------|----|-----|
|      |            |      |     | TOTAL      | RUSH | REC | RET | KOREC |    |     |
| 1    | Taylor     | IND  | RB  | 17         | 15   | 2   | 0   | 0     | 1  | 104 |
| 2    | Allen      | BUF  | QB  | 11         | 11   | 0   | 0   | 0     | 0  | 66  |
| 3t   | Achane     | MIA  | RB  | 10         | 6    | 4   | 0   | 0     | 0  | 60  |
| 3t   | Henry      | BAL  | RB  | 10         | 10   | 0   | 0   | 0     | 0  | 60  |
| 5    | Cook       | BUF  | RB  | 9          | 8    | 1   | 0   | 0     | 0  | 54  |
| 6t   | *Harvey    | DEN  | RB  | 8          | 4    | 4   | 0   | 0     | 0  | 48  |
| 6t   | Hunt       | KC   | RB  | 8          | 7    | 1   | 0   | 0     | 0  | 48  |
| 6t   | *Jeanty    | LV   | RB  | 8          | 4    | 4   | 0   | 0     | 0  | 48  |
| 9t   | Higgins    | CIN  | WR  | 7          | 0    | 7   | 0   | 0     | 1  | 44  |
| 9t   | *Judkins   | CLE  | RB  | 7          | 7    | 0   | 0   | 0     | 1  | 44  |
| 9t   | Pittman    | IND  | WR  | 7          | 0    | 7   | 0   | 0     | 1  | 44  |
| 12t  | Etienne    | JAX  | RB  | 7          | 5    | 2   | 0   | 0     | 0  | 42  |
| 12t  | Johnston   | LAC  | WR  | 7          | 0    | 7   | 0   | 0     | 0  | 42  |
| 14   | Rice       | KC   | WR  | 6          | 1    | 5   | 0   | 0     | 1  | 38  |
| 15t  | Andrews    | BAL  | TE  | 6          | 1    | 5   | 0   | 0     | 0  | 36  |
| 15t  | Boutte     | NE   | WR  | 6          | 0    | 6   | 0   | 0     | 0  | 36  |
| 15t  | Franklin   | DEN  | WR  | 5          | 0    | 5   | 0   | 0     | 3  | 36  |
| 15t  | *Henderson | NE   | RB  | 6          | 5    | 1   | 0   | 0     | 0  | 36  |
| 15t  | Metcalf    | PIT  | WR  | 6          | 1    | 5   | 0   | 0     | 0  | 36  |
| 20t  | Bowers     | LV   | TE  | 5          | 0    | 5   | 0   | 0     | 1  | 32  |
| 20t  | Collins    | HOU  | WR  | 5          | 1    | 4   | 0   | 0     | 1  | 32  |
| 20t  | Kelce      | KC   | TE  | 5          | 0    | 5   | 0   | 0     | 1  | 32  |
| 20t  | Lawrence   | JAX  | QB  | 5          | 5    | 0   | 0   | 0     | 1  | 32  |
| 20t  | Sutton     | DEN  | WR  | 5          | 0    | 5   | 0   | 0     | 1  | 32  |
| 25t  | Brown      | KC   | WR  | 5          | 0    | 5   | 0   | 0     | 0  | 30  |
| 25t  | Chase      | CIN  | WR  | 5          | 0    | 5   | 0   | 0     | 0  | 30  |
| 25t  | Gainwell   | PIT  | RB  | 5          | 3    | 2   | 0   | 0     | 0  | 30  |
| 25t  | Henry      | NE   | TE  | 5          | 0    | 5   | 0   | 0     | 0  | 30  |
| 25t  | D. Jones   | IND  | QB  | 5          | 5    | 0   | 0   | 0     | 0  | 30  |
| 25t  | McConkey   | LAC  | WR  | 5          | 0    | 5   | 0   | 0     | 0  | 30  |
| 25t  | Tucker     | LV   | WR  | 5          | 0    | 5   | 0   | 0     | 0  | 30  |
| 25t  | *Tuten     | JAX  | RB  | 5          | 4    | 1   | 0   | 0     | 0  | 30  |
| 25t  | Waddle     | MIA  | WR  | 5          | 0    | 5   | 0   | 0     | 0  | 30  |
| 25t  | J. Warren  | PIT  | RB  | 5          | 4    | 1   | 0   | 0     | 0  | 30  |
| 25t  | *Warren    | IND  | TE  | 5          | 1    | 4   | 0   | 0     | 0  | 30  |
| 25t  | Washington | JAX  | WR  | 5          | 0    | 3   | 2   | 0     | 0  | 30  |
| 37   | Fields     | NYJ  | QB  | 4          | 4    | 0   | 0   | 0     | 2  | 28  |
| 38t  | Allen      | LAC  | WR  | 4          | 0    | 4   | 0   | 0     | 0  | 24  |
| 38t  | Coleman    | BUF  | WR  | 4          | 0    | 4   | 0   | 0     | 0  | 24  |
| 38t  | *Dike      | TEN  | WR  | 4          | 0    | 2   | 2   | 0     | 0  | 24  |
| 38t  | Dobbins    | DEN  | RB  | 4          | 4    | 0   | 0   | 0     | 0  | 24  |
| 38t  | Freiermuth | PIT  | TE  | 4          | 0    | 4   | 0   | 0     | 0  | 24  |
| 38t  | Hall       | NYJ  | RB  | 4          | 3    | 1   | 0   | 0     | 0  | 24  |
| 38t  | *Higgins   | HOU  | WR  | 4          | 0    | 4   | 0   | 0     | 0  | 24  |
| 38t  | Kincaid    | BUF  | TE  | 4          | 0    | 4   | 0   | 0     | 0  | 24  |
| 38t  | Mahomes    | KC   | QB  | 4          | 4    | 0   | 0   | 0     | 0  | 24  |

# 2025 NATIONAL FOOTBALL LEAGUE

## AFC LEADING SCORERS (NON-KICKING)

| RANK | PLAYER | TEAM | POS | TOUCHDOWNS |      |     |     |       | X2 | PTS |
|------|--------|------|-----|------------|------|-----|-----|-------|----|-----|
|      |        |      |     | TOTAL      | RUSH | REC | RET | KOREC |    |     |
| 38t  | *Marks | HOU  | RB  | 4          | 2    | 2   | 0   | 0     | 0  | 24  |
| 38t  | Vidal  | LAC  | RB  | 4          | 3    | 1   | 0   | 0     | 0  | 24  |
| 38t  | Waller | MIA  | TE  | 4          | 0    | 4   | 0   | 0     | 0  | 24  |
| 38t  | Wilson | NYJ  | WR  | 4          | 0    | 4   | 0   | 0     | 0  | 24  |



# 2025 NATIONAL FOOTBALL LEAGUE

## AFC LEADING SCORERS (KICKING)

| RANK | PLAYER      | TEAM        | PAT   | FG    | FG%    | LONG | PTS |
|------|-------------|-------------|-------|-------|--------|------|-----|
| 1t   | *Borregales | NE          | 36/38 | 23/26 | 88.5%  | 53   | 105 |
| 1t   | Dicker      | LAC         | 27/27 | 26/28 | 92.9%  | 59   | 105 |
| 3    | Fairbairn   | HOU         | 16/16 | 27/30 | 90.0%  | 57   | 97  |
| 4    | McPherson   | CIN         | 27/27 | 23/26 | 88.5%  | 63   | 96  |
| 5    | *Loop       | BAL         | 29/30 | 22/24 | 91.7%  | 52   | 95  |
| 6    | Butker      | KC          | 28/32 | 21/24 | 87.5%  | 59   | 91  |
| 7t   | Boswell     | PIT         | 30/30 | 19/22 | 86.4%  | 60   | 87  |
| 7t   | Patterson   | MIA         | 24/25 | 21/23 | 91.3%  | 49   | 87  |
| 9    | C. Little   | JAX         | 29/30 | 19/23 | 82.6%  | 68   | 86  |
| 10   | Prater      | BUF         | 34/37 | 17/19 | 89.5%  | 52   | 85  |
| 11t  | Folk        | NYJ         | 18/18 | 22/23 | 95.7%  | 58   | 84  |
| 11t  | Lutz        | DEN         | 27/27 | 19/22 | 86.4%  | 57   | 84  |
| 13   | Slye        | TEN         | 13/14 | 21/26 | 80.8%  | 57   | 76  |
| 14   | Szmyt       | CLE         | 18/19 | 16/19 | 84.2%  | 55   | 66  |
| 15   | Carlson     | LV          | 15/16 | 16/21 | 76.2%  | 54   | 63  |
| 16   | Shrader     | IND         | 14/14 | 13/14 | 92.9%  | 52   | 53  |
| 17   | Badgley     | IND         | 18/21 | 10/11 | 90.9%  | 53   | 48  |
| 18   | Wright      | TEN-WAS-HOU | 4/4   | 5/5   | 100.0% | 46   | 19  |

# 2025 NATIONAL FOOTBALL LEAGUE

## AFC TOUCHBACKS ON KICKOFFS

| RANK | PLAYER     | TEAM        | TB |
|------|------------|-------------|----|
| 1    | C. Little  | JAX         | 15 |
| 2    | Lutz       | DEN         | 14 |
| 3    | Borregales | NE          | 13 |
| 4t   | Dicker     | LAC         | 12 |
| 4t   | Fairbairn  | HOU         | 12 |
| 4t   | Slye       | TEN         | 12 |
| 7    | Butker     | KC          | 10 |
| 8    | McPherson  | CIN         | 9  |
| 9t   | Patterson  | MIA         | 8  |
| 9t   | Prater     | BUF         | 8  |
| 11t  | Folk       | NYJ         | 6  |
| 11t  | Loop       | BAL         | 6  |
| 11t  | Szmyt      | CLE         | 6  |
| 14   | Carlson    | LV          | 5  |
| 15t  | Boswell    | PIT         | 3  |
| 15t  | McNamara   | NYJ         | 3  |
| 17t  | Sanchez    | IND         | 2  |
| 17t  | Shrader    | IND         | 2  |
| 17t  | Wright     | TEN-WAS-HOU | 2  |
| 20   | Badgley    | IND         | 1  |

# 2025 NATIONAL FOOTBALL LEAGUE

## AFC MOST YARDS FROM SCRIMMAGE

| RANK | PLAYER     | TEAM   | POS | TOTAL |       |      | RUSHING |     |     | RECEIVING |     |      |
|------|------------|--------|-----|-------|-------|------|---------|-----|-----|-----------|-----|------|
|      |            |        |     | YDS   | PLAYS | AVG  | YDS     | ATT | AVG | YDS       | ATT | AVG  |
| 1    | Taylor     | IND    | RB  | 1586  | 261   | 6.1  | 1282    | 226 | 5.7 | 304       | 35  | 8.7  |
| 2    | Cook       | BUF    | RB  | 1464  | 258   | 5.7  | 1228    | 231 | 5.3 | 236       | 27  | 8.7  |
| 3    | Achane     | MIA    | RB  | 1404  | 240   | 5.9  | 1034    | 186 | 5.6 | 370       | 54  | 6.9  |
| 4    | Hall       | NYJ    | RB  | 1143  | 217   | 5.3  | 834     | 187 | 4.5 | 309       | 30  | 10.3 |
| 5    | Henry      | BAL    | RB  | 1073  | 211   | 5.1  | 931     | 197 | 4.7 | 142       | 14  | 10.1 |
| 6    | Etienne    | JAX    | RB  | 1016  | 206   | 4.9  | 843     | 181 | 4.7 | 173       | 25  | 6.9  |
| 7    | C. Brown   | CIN    | RB  | 991   | 208   | 4.8  | 704     | 160 | 4.4 | 287       | 48  | 6.0  |
| 8    | Chase      | CIN    | WR  | 977   | 88    | 11.1 | 6       | 2   | 3.0 | 971       | 86  | 11.3 |
| 9    | *Jeanty    | LV     | RB  | 886   | 224   | 4.0  | 635     | 181 | 3.5 | 251       | 43  | 5.8  |
| 10   | J. Warren  | PIT    | RB  | 867   | 178   | 4.9  | 639     | 151 | 4.2 | 228       | 27  | 8.4  |
| 11   | *Judkins   | CLE    | RB  | 846   | 213   | 4.0  | 758     | 196 | 3.9 | 88        | 17  | 5.2  |
| 12   | *Henderson | NE     | RB  | 824   | 161   | 5.1  | 625     | 129 | 4.8 | 199       | 32  | 6.2  |
| 13   | Collins    | HOU    | WR  | 810   | 59    | 13.7 | 15      | 2   | 7.5 | 795       | 57  | 13.9 |
| 14t  | Dobbins    | DEN    | RB  | 809   | 164   | 4.9  | 772     | 153 | 5.0 | 37        | 11  | 3.4  |
| 14t  | Flowers    | BAL    | WR  | 809   | 68    | 11.9 | 42      | 8   | 5.3 | 767       | 60  | 12.8 |
| 16   | Waddle     | MIA    | WR  | 762   | 52    | 14.7 | 0       | 0   | --- | 762       | 52  | 14.7 |
| 17   | Pollard    | TEN    | RB  | 753   | 177   | 4.3  | 582     | 150 | 3.9 | 171       | 27  | 6.3  |
| 18   | Kelce      | KC     | TE  | 720   | 60    | 12.0 | 1       | 1   | 1.0 | 719       | 59  | 12.2 |
| 19   | Sutton     | DEN    | WR  | 711   | 50    | 14.2 | 0       | 0   | --- | 711       | 50  | 14.2 |
| 20   | Diggs      | NE     | WR  | 705   | 64    | 11.0 | 0       | 0   | --- | 705       | 64  | 11.0 |
| 21   | *Warren    | IND    | TE  | 690   | 63    | 11.0 | 6       | 5   | 1.2 | 684       | 58  | 11.8 |
| 22   | Pierce     | IND    | WR  | 689   | 33    | 20.9 | 0       | 0   | --- | 689       | 33  | 20.9 |
| 23   | McConkey   | LAC    | WR  | 683   | 58    | 11.8 | 0       | 0   | --- | 683       | 58  | 11.8 |
| 24   | *Marks     | HOU    | RB  | 674   | 152   | 4.4  | 486     | 134 | 3.6 | 188       | 18  | 10.4 |
| 25   | Hunt       | KC     | RB  | 629   | 144   | 4.4  | 515     | 130 | 4.0 | 114       | 14  | 8.1  |
| 26   | Allen      | LAC    | WR  | 622   | 60    | 10.4 | 0       | 0   | --- | 622       | 60  | 10.4 |
| 27   | Pittman    | IND    | WR  | 620   | 60    | 10.3 | 0       | 0   | --- | 620       | 60  | 10.3 |
| 28   | Metcalf    | PIT    | WR  | 617   | 47    | 13.1 | 12      | 2   | 6.0 | 605       | 45  | 13.4 |
| 29   | Gainwell   | PIT    | RB  | 615   | 120   | 5.1  | 356     | 76  | 4.7 | 259       | 44  | 5.9  |
| 30   | Henry      | NE     | TE  | 610   | 45    | 13.6 | 0       | 0   | --- | 610       | 45  | 13.6 |
| 31   | Vidal      | LAC    | RB  | 606   | 134   | 4.5  | 543     | 121 | 4.5 | 63        | 13  | 4.8  |
| 32   | Meyers     | LV-JAX | WR  | 600   | 52    | 11.5 | 3       | 1   | 3.0 | 597       | 51  | 11.7 |
| 33   | Tucker     | LV     | WR  | 586   | 50    | 11.7 | 36      | 6   | 6.0 | 550       | 44  | 12.5 |
| 34t  | Bowers     | LV     | TE  | 575   | 51    | 11.3 | 2       | 2   | 1.0 | 573       | 49  | 11.7 |
| 34t  | Higgins    | CIN    | WR  | 575   | 40    | 14.4 | 0       | 0   | --- | 575       | 40  | 14.4 |
| 36   | Shakir     | BUF    | WR  | 574   | 56    | 10.3 | 5       | 1   | 5.0 | 569       | 55  | 10.3 |
| 37   | Schultz    | HOU    | TE  | 552   | 59    | 9.4  | 0       | 0   | --- | 552       | 59  | 9.4  |
| 38   | Franklin   | DEN    | WR  | 539   | 52    | 10.4 | 9       | 4   | 2.3 | 530       | 48  | 11.0 |
| 39   | Stevenson  | NE     | RB  | 538   | 121   | 4.4  | 324     | 101 | 3.2 | 214       | 20  | 10.7 |
| 40   | *Gadsden   | LAC    | TE  | 534   | 38    | 14.1 | 0       | 0   | --- | 534       | 38  | 14.1 |
| 41   | Johnston   | LAC    | WR  | 532   | 42    | 12.7 | 7       | 2   | 3.5 | 525       | 40  | 13.1 |
| 42   | Chubb      | HOU    | RB  | 527   | 126   | 4.2  | 469     | 114 | 4.1 | 58        | 12  | 4.8  |
| 43   | *Fannin    | CLE    | TE  | 515   | 56    | 9.2  | 10      | 5   | 2.0 | 505       | 51  | 9.9  |
| 44   | Rice       | KC     | WR  | 506   | 47    | 10.8 | 20      | 5   | 4.0 | 486       | 42  | 11.6 |
| 45   | *Harvey    | DEN    | RB  | 501   | 105   | 4.8  | 279     | 74  | 3.8 | 222       | 31  | 7.2  |
| 46   | Worthy     | KC     | WR  | 487   | 44    | 11.1 | 86      | 9   | 9.6 | 401       | 35  | 11.5 |
| 47   | Boutte     | NE     | WR  | 481   | 29    | 16.6 | 0       | 0   | --- | 481       | 29  | 16.6 |
| 48   | B. Thomas  | JAX    | WR  | 464   | 34    | 13.6 | 16      | 2   | 8.0 | 448       | 32  | 14.0 |
| 49   | Brown      | KC     | WR  | 459   | 41    | 11.2 | 0       | 0   | --- | 459       | 41  | 11.2 |
| 50   | Washington | JAX    | WR  | 452   | 42    | 10.8 | 5       | 6   | 0.8 | 447       | 36  | 12.4 |

# 2025 NATIONAL FOOTBALL LEAGUE

## AFC LEADERS IN FIRST DOWNS

| RANK | PLAYER     | TEAM   | POS | TOTAL | RUSH | REC |
|------|------------|--------|-----|-------|------|-----|
| 1    | Taylor     | IND    | RB  | 77    | 65   | 12  |
| 2    | Achane     | MIA    | RB  | 63    | 46   | 17  |
| 3    | Cook       | BUF    | RB  | 61    | 53   | 8   |
| 4    | Hall       | NYJ    | RB  | 57    | 46   | 11  |
| 5t   | *Judkins   | CLE    | RB  | 50    | 46   | 4   |
| 5t   | J. Warren  | PIT    | RB  | 50    | 40   | 10  |
| 7t   | C. Brown   | CIN    | RB  | 49    | 39   | 10  |
| 7t   | Henry      | BAL    | RB  | 49    | 45   | 4   |
| 7t   | Hunt       | KC     | RB  | 49    | 42   | 7   |
| 10   | Chase      | CIN    | WR  | 48    | 0    | 48  |
| 11   | Etienne    | JAX    | RB  | 43    | 35   | 8   |
| 12   | *Jeanty    | LV     | RB  | 42    | 31   | 11  |
| 13t  | Allen      | LAC    | WR  | 39    | 0    | 39  |
| 13t  | *Henderson | NE     | RB  | 39    | 32   | 7   |
| 15t  | Pollard    | TEN    | RB  | 38    | 30   | 8   |
| 15t  | Waddle     | MIA    | WR  | 38    | 0    | 38  |
| 17t  | Collins    | HOU    | WR  | 37    | 1    | 36  |
| 17t  | Diggs      | NE     | WR  | 37    | 0    | 37  |
| 17t  | Dobbins    | DEN    | RB  | 37    | 37   | 0   |
| 17t  | Kelce      | KC     | TE  | 37    | 0    | 37  |
| 17t  | Pittman    | IND    | WR  | 37    | 0    | 37  |
| 22t  | Gainwell   | PIT    | RB  | 35    | 24   | 11  |
| 22t  | Sutton     | DEN    | WR  | 35    | 0    | 35  |
| 22t  | *Warren    | IND    | TE  | 35    | 2    | 33  |
| 25t  | Allen      | BUF    | QB  | 33    | 33   | 0   |
| 25t  | Flowers    | BAL    | WR  | 33    | 2    | 31  |
| 25t  | Henry      | NE     | TE  | 33    | 0    | 33  |
| 25t  | Vidal      | LAC    | RB  | 33    | 29   | 4   |
| 29t  | *Marks     | HOU    | RB  | 31    | 25   | 6   |
| 29t  | McConkey   | LAC    | WR  | 31    | 0    | 31  |
| 29t  | Metcalf    | PIT    | WR  | 31    | 1    | 30  |
| 32   | Pierce     | IND    | WR  | 29    | 0    | 29  |
| 33t  | Bowers     | LV     | TE  | 28    | 0    | 28  |
| 33t  | Higgins    | CIN    | WR  | 28    | 0    | 28  |
| 33t  | Meyers     | LV-JAX | WR  | 28    | 0    | 28  |
| 33t  | Rice       | KC     | WR  | 28    | 2    | 26  |
| 33t  | Schultz    | HOU    | TE  | 28    | 0    | 28  |
| 38t  | Andrews    | BAL    | TE  | 27    | 6    | 21  |
| 38t  | Franklin   | DEN    | WR  | 27    | 2    | 25  |
| 40t  | Fields     | NYJ    | QB  | 26    | 26   | 0   |
| 40t  | Herbert    | LAC    | QB  | 26    | 26   | 0   |
| 40t  | Maye       | NE     | QB  | 26    | 26   | 0   |
| 43t  | Brown      | KC     | WR  | 25    | 0    | 25  |
| 43t  | Downs      | IND    | WR  | 25    | 0    | 25  |
| 43t  | Mahomes    | KC     | QB  | 25    | 25   | 0   |
| 43t  | Tucker     | LV     | WR  | 25    | 0    | 25  |
| 47t  | Lawrence   | JAX    | QB  | 24    | 24   | 0   |
| 47t  | Pacheco    | KC     | RB  | 24    | 21   | 3   |
| 47t  | Shakir     | BUF    | WR  | 24    | 0    | 24  |
| 47t  | Washington | JAX    | WR  | 24    | 1    | 23  |

# 2025 NATIONAL FOOTBALL LEAGUE

## AFC PUNTING YARDS LEADERS

| RANK | PLAYER    | TEAM | POS | PUNTS | YARDS | LONG | AVG  | TB | BLK | DWN | OB | RETURNS |     | IN20 | NET AVG |
|------|-----------|------|-----|-------|-------|------|------|----|-----|-----|----|---------|-----|------|---------|
|      |           |      |     |       |       |      |      |    |     |     |    | TOT     | YDS |      |         |
| 1    | Rehkow    | CIN  | P   | 48    | 2509  | 70   | 52.3 | 10 | 0   | 4   | 4  | 24      | 257 | 17   | 42.8    |
| 2    | Stout     | BAL  | P   | 41    | 2103  | 74   | 51.3 | 5  | 0   | 7   | 7  | 18      | 138 | 18   | 45.5    |
| 3    | Scott     | LAC  | P   | 36    | 1782  | 60   | 49.5 | 3  | 0   | 6   | 3  | 14      | 211 | 13   | 42.0    |
| 4    | Sanchez   | IND  | P   | 29    | 1434  | 59   | 49.4 | 2  | 0   | 0   | 4  | 12      | 75  | 15   | 45.5    |
| 5    | Bailey    | MIA  | P   | 38    | 1870  | 64   | 49.2 | 1  | 0   | 6   | 2  | 16      | 106 | 17   | 45.9    |
| 6    | Townsend  | HOU  | P   | 50    | 2421  | 73   | 48.4 | 5  | 0   | 6   | 7  | 25      | 277 | 19   | 40.9    |
| 7    | *Crawshaw | DEN  | P   | 61    | 2922  | 76   | 47.9 | 7  | 0   | 1   | 10 | 25      | 240 | 24   | 41.7    |
| 8    | Cole      | LV   | P   | 47    | 2242  | 64   | 47.7 | 4  | 2   | 2   | 11 | 21      | 280 | 16   | 38.4    |
| 9    | McNamara  | NYJ  | P   | 51    | 2394  | 64   | 46.9 | 4  | 0   | 12  | 1  | 16      | 89  | 22   | 43.6    |
| 10   | Cooke     | JAX  | P   | 44    | 2060  | 63   | 46.8 | 4  | 0   | 4   | 8  | 20      | 146 | 15   | 41.7    |
| 11   | Araiza    | KC   | P   | 34    | 1588  | 69   | 46.7 | 1  | 0   | 6   | 4  | 14      | 214 | 16   | 39.8    |
| 12   | Baringer  | NE   | P   | 42    | 1956  | 73   | 46.6 | 4  | 0   | 2   | 4  | 19      | 240 | 17   | 39.0    |
| 13   | Hekker    | TEN  | P   | 56    | 2597  | 65   | 46.4 | 4  | 0   | 4   | 4  | 27      | 273 | 15   | 40.1    |
| 14   | Waitman   | PIT  | P   | 42    | 1923  | 67   | 45.8 | 2  | 0   | 5   | 3  | 17      | 131 | 16   | 41.7    |
| 15   | Bojorquez | CLE  | P   | 67    | 3048  | 67   | 45.5 | 10 | 1   | 6   | 11 | 30      | 425 | 19   | 35.6    |



# 2025 NATIONAL FOOTBALL LEAGUE

## AFC NET PUNTING YARDS LEADERS

| RANK | PLAYER    | TEAM | POS | PUNTS | YARDS | LONG | AVG  | TB | BLK | DWN | OB | RETURNS |     | IN20 | NET AVG |
|------|-----------|------|-----|-------|-------|------|------|----|-----|-----|----|---------|-----|------|---------|
|      |           |      |     |       |       |      |      |    |     |     |    | TOT     | YDS |      |         |
| 1    | Bailey    | MIA  | P   | 38    | 1870  | 64   | 49.2 | 1  | 0   | 6   | 2  | 16      | 106 | 17   | 45.9    |
| 2    | Stout     | BAL  | P   | 41    | 2103  | 74   | 51.3 | 5  | 0   | 7   | 7  | 18      | 138 | 18   | 45.5    |
| 3    | Sanchez   | IND  | P   | 29    | 1434  | 59   | 49.4 | 2  | 0   | 0   | 4  | 12      | 75  | 15   | 45.5    |
| 4    | McNamara  | NYJ  | P   | 51    | 2394  | 64   | 46.9 | 4  | 0   | 12  | 1  | 16      | 89  | 22   | 43.6    |
| 5    | Rehkow    | CIN  | P   | 48    | 2509  | 70   | 52.3 | 10 | 0   | 4   | 4  | 24      | 257 | 17   | 42.8    |
| 6    | Scott     | LAC  | P   | 36    | 1782  | 60   | 49.5 | 3  | 0   | 6   | 3  | 14      | 211 | 13   | 42.0    |
| 7    | Waitman   | PIT  | P   | 42    | 1923  | 67   | 45.8 | 2  | 0   | 5   | 3  | 17      | 131 | 16   | 41.7    |
| 8    | Cooke     | JAX  | P   | 44    | 2060  | 63   | 46.8 | 4  | 0   | 4   | 8  | 20      | 146 | 15   | 41.7    |
| 9    | *Crawshaw | DEN  | P   | 61    | 2922  | 76   | 47.9 | 7  | 0   | 1   | 10 | 25      | 240 | 24   | 41.7    |
| 10   | Townsend  | HOU  | P   | 50    | 2421  | 73   | 48.4 | 5  | 0   | 6   | 7  | 25      | 277 | 19   | 40.9    |
| 11   | Hekker    | TEN  | P   | 56    | 2597  | 65   | 46.4 | 4  | 0   | 4   | 4  | 27      | 273 | 15   | 40.1    |
| 12   | Araiza    | KC   | P   | 34    | 1588  | 69   | 46.7 | 1  | 0   | 6   | 4  | 14      | 214 | 16   | 39.8    |
| 13   | Baringer  | NE   | P   | 42    | 1956  | 73   | 46.6 | 4  | 0   | 2   | 4  | 19      | 240 | 17   | 39.0    |
| 14   | Cole      | LV   | P   | 47    | 2242  | 64   | 47.7 | 4  | 2   | 2   | 11 | 21      | 280 | 16   | 38.4    |
| 15   | Bojorquez | CLE  | P   | 67    | 3048  | 67   | 45.5 | 10 | 1   | 6   | 11 | 30      | 425 | 19   | 35.6    |

# 2025 NATIONAL FOOTBALL LEAGUE

---

## AFC PUNT RETURN LEADERS

| RANK | PLAYER        | TEAM    | POS | RET | FC | YDS | AVG  | LONG | TD |
|------|---------------|---------|-----|-----|----|-----|------|------|----|
| 1    | *Dike         | TEN     | WR  | 17  | 20 | 361 | 21.2 | 90t  | 2  |
| 2    | M. Jones      | NE      | CB  | 19  | 16 | 358 | 18.8 | 94t  | 2  |
| 3    | Washington    | JAX     | WR  | 19  | 9  | 323 | 17.0 | 87t  | 2  |
| 4    | Mims          | DEN     | WR  | 23  | 16 | 346 | 15.0 | 70   | 0  |
| 5    | M. Washington | MIA     | WR  | 15  | 7  | 212 | 14.1 | 74t  | 1  |
| 6    | I. Williams   | CIN-NYJ | WR  | 23  | 8  | 296 | 12.9 | 74t  | 1  |
| 7    | *Noel         | HOU     | WR  | 25  | 12 | 272 | 10.9 | 53   | 0  |
| 8    | *Larvadain    | CLE     | WR  | 16  | 11 | 142 | 8.9  | 44   | 0  |
| 9    | Remigio       | KC      | WR  | 22  | 7  | 160 | 7.3  | 25   | 0  |

# 2025 NATIONAL FOOTBALL LEAGUE

## AFC KICKOFF RETURN LEADERS

| RANK | PLAYER        | TEAM    | POS | RET | YDS  | AVG  | LONG | TD |
|------|---------------|---------|-----|-----|------|------|------|----|
| 1    | R. Davis      | BUF     | RB  | 15  | 497  | 33.1 | 97t  | 1  |
| 2    | Mostert       | LV      | RB  | 18  | 547  | 30.4 | 54   | 0  |
| 3    | I. Williams   | CIN-NYJ | WR  | 20  | 584  | 29.2 | 83   | 0  |
| 4t   | Mims          | DEN     | WR  | 19  | 513  | 27.0 | 46   | 0  |
| 4t   | Mitchell      | BAL     | RB  | 17  | 459  | 27.0 | 39   | 0  |
| 6    | Laube         | LV      | RB  | 23  | 608  | 26.4 | 38   | 0  |
| 7    | Thornton      | KC      | WR  | 15  | 393  | 26.2 | 34   | 0  |
| 8    | M. Washington | MIA     | WR  | 27  | 707  | 26.2 | 45   | 0  |
| 9    | Gould         | IND     | WR  | 23  | 596  | 25.9 | 39   | 0  |
| 10   | Remigio       | KC      | WR  | 21  | 544  | 25.9 | 47   | 0  |
| 11   | *Noel         | HOU     | WR  | 15  | 387  | 25.8 | 38   | 0  |
| 12   | Davis         | LAC     | WR  | 18  | 464  | 25.8 | 30   | 0  |
| 13   | Eskridge      | MIA     | WR  | 20  | 515  | 25.8 | 54   | 0  |
| 14   | Jones         | CIN     | WR  | 36  | 926  | 25.7 | 98t  | 1  |
| 15   | *Dike         | TEN     | WR  | 50  | 1282 | 25.6 | 71   | 0  |
| 16   | Perine        | CIN     | RB  | 15  | 381  | 25.4 | 38   | 0  |
| 17   | Ali           | BAL     | RB  | 24  | 606  | 25.3 | 43   | 0  |
| 18   | Gainwell      | PIT     | RB  | 19  | 460  | 24.2 | 36   | 0  |
| 19t  | *Allen        | JAX     | RB  | 16  | 384  | 24.0 | 38   | 0  |
| 19t  | *Sampson      | CLE     | RB  | 15  | 360  | 24.0 | 34   | 0  |
| 21   | *Chism        | NE      | WR  | 16  | 383  | 23.9 | 31   | 0  |
| 22   | *Williams     | PIT     | WR  | 18  | 425  | 23.6 | 37   | 0  |
| 23   | Corley        | CLE     | WR  | 15  | 340  | 22.7 | 33   | 0  |
| 24   | *Harvey       | DEN     | RB  | 16  | 353  | 22.1 | 29   | 0  |

# 2025 NATIONAL FOOTBALL LEAGUE

## AFC INTERCEPTION LEADERS

| RANK | PLAYER       | TEAM    | POS | INT | YARDS | AVG  | LONG | TD |
|------|--------------|---------|-----|-----|-------|------|------|----|
| 1t   | Bullock      | HOU     | SAF | 4   | 40    | 10.0 | 29   | 0  |
| 1t   | Lloyd        | JAX     | LB  | 4   | 129   | 32.3 | 99t  | 1  |
| 3t   | Barton       | TEN     | LB  | 3   | 25    | 8.3  | 24t  | 1  |
| 3t   | Battle       | CIN     | SAF | 3   | 6     | 2.0  | 4    | 0  |
| 3t   | Bishop       | BUF     | SAF | 3   | 16    | 5.3  | 12   | 0  |
| 3t   | Bynum        | IND     | SAF | 3   | 14    | 4.7  | 14   | 0  |
| 3t   | D. Jackson   | LAC     | CB  | 3   | 21    | 7.0  | 21   | 0  |
| 3t   | Jefferson    | LAC     | SS  | 3   | 2     | 0.7  | 2    | 0  |
| 3t   | M. Jones     | NE      | CB  | 3   | 65    | 21.7 | 33t  | 1  |
| 3t   | Kelly        | LV      | CB  | 3   | 26    | 8.7  | 26   | 0  |
| 3t   | Latu         | IND     | DE  | 3   | 9     | 3.0  | 6    | 0  |
| 3t   | Pitre        | HOU     | SAF | 3   | 20    | 6.7  | 12   | 0  |
| 3t   | Stingley     | HOU     | CB  | 3   | 37    | 12.3 | 20   | 0  |
| 3t   | Wiggins      | BAL     | CB  | 3   | 84    | 28.0 | 61   | 0  |
| 15t  | Blackmon     | IND     | CB  | 2   | 41    | 20.5 | 32   | 0  |
| 15t  | Echols       | PIT     | CB  | 2   | 0     | 0.0  | 0    | 0  |
| 15t  | *Hairston    | BUF     | CB  | 2   | 1     | 0.5  | 1    | 0  |
| 15t  | Hawkins      | NE      | SAF | 2   | 1     | 0.5  | 1    | 0  |
| 15t  | Hickman      | CLE     | SAF | 2   | 31    | 15.5 | 16   | 0  |
| 15t  | An. Johnson  | JAX     | SAF | 2   | 44    | 22.0 | 44   | 0  |
| 15t  | *Knight      | CIN     | LB  | 2   | 39    | 19.5 | 39   | 0  |
| 15t  | Lassiter     | HOU     | CB  | 2   | 0     | 0.0  | 0    | 0  |
| 15t  | Lewis        | JAX     | CB  | 2   | 6     | 3.0  | 6    | 0  |
| 15t  | *Mickens     | LAC     | SAF | 2   | 25    | 12.5 | 15   | 0  |
| 15t  | Pola-Mao     | LV      | SAF | 2   | 0     | 0.0  | 0    | 0  |
| 15t  | *Schwesinger | CLE     | LB  | 2   | 16    | 8.0  | 9    | 0  |
| 15t  | Spillane     | NE      | LB  | 2   | 70    | 35.0 | 37   | 0  |
| 15t  | *Starks      | BAL     | SAF | 2   | 9     | 4.5  | 9    | 0  |
| 15t  | Stone        | CIN     | SAF | 2   | 57    | 28.5 | 32t  | 1  |
| 15t  | Tillman      | DEN     | LB  | 2   | 59    | 29.5 | 36   | 0  |
| 15t  | Turner       | CIN     | CB  | 2   | 7     | 3.5  | 7    | 0  |
| 15t  | J. Watson    | KC      | CB  | 2   | 14    | 7.0  | 14   | 0  |
| 33t  | *Barron      | DEN     | CB  | 1   | 0     | 0.0  | 0    | 0  |
| 33t  | Benford      | BUF     | CB  | 1   | 0     | 0.0  | 0    | 0  |
| 33t  | Bernard      | BUF     | LB  | 1   | 24    | 24.0 | 24   | 0  |
| 33t  | M. Brown     | JAX     | CB  | 1   | 0     | 0.0  | 0    | 0  |
| 33t  | Bush         | CLE     | LB  | 1   | 23    | 23.0 | 23t  | 1  |
| 33t  | Campbell     | JAX-CLE | CB  | 1   | 34    | 34.0 | 34t  | 1  |
| 33t  | Chenal       | KC      | LB  | 1   | 0     | 0.0  | 0    | 0  |
| 33t  | Cochrane     | KC      | LB  | 1   | 0     | 0.0  | 0    | 0  |
| 33t  | Crosby       | LV      | DE  | 1   | 19    | 19.0 | 19   | 0  |
| 33t  | Cross        | IND     | SAF | 1   | 0     | 0.0  | 0    | 0  |
| 33t  | Danna        | KC      | DE  | 1   | 10    | 10.0 | 10   | 0  |
| 33t  | Delpit       | CLE     | SAF | 1   | 25    | 25.0 | 25   | 0  |
| 33t  | Douglas      | MIA     | CB  | 1   | 38    | 38.0 | 38   | 0  |
| 33t  | Dugger       | NE-PIT  | SAF | 1   | 73    | 73.0 | 73t  | 1  |
| 33t  | Elliott      | PIT     | SAF | 1   | -4    | -4.0 | -4   | 0  |
| 33t  | Epenesa      | BUF     | DE  | 1   | 24    | 24.0 | 24   | 0  |
| 33t  | Fitzpatrick  | MIA     | FS  | 1   | 7     | 7.0  | 7    | 0  |
| 33t  | Greenlaw     | DEN     | LB  | 1   | 27    | 27.0 | 27   | 0  |
| 33t  | Henley       | LAC     | LB  | 1   | 8     | 8.0  | 8    | 0  |
| 33t  | Herbig       | PIT     | LB  | 1   | 41    | 41.0 | 41   | 0  |
| 33t  | D. Hill      | CIN     | CB  | 1   | 0     | 0.0  | 0    | 0  |
| 33t  | Humphrey     | BAL     | CB  | 1   | 27    | 27.0 | 27   | 0  |
| 33t  | D. James     | LAC     | FS  | 1   | 21    | 21.0 | 21   | 0  |

# 2025 NATIONAL FOOTBALL LEAGUE

## AFC INTERCEPTION LEADERS

| RANK | PLAYER         | TEAM | POS | INT | YARDS | AVG  | LONG | TD |
|------|----------------|------|-----|-----|-------|------|------|----|
| 33t  | R. Jenkins     | CLE  | SAF | 1   | 9     | 9.0  | 9    | 0  |
| 33t  | B. Jones       | DEN  | SAF | 1   | 0     | 0.0  | 0    | 0  |
| 33t  | J. Jones       | MIA  | CB  | 1   | 7     | 7.0  | 7    | 0  |
| 33t  | J. Jones       | JAX  | CB  | 1   | 0     | 0.0  | 0    | 0  |
| 33t  | Lammons        | IND  | DB  | 1   | 0     | 0.0  | 0    | 0  |
| 33t  | Mapu           | NE   | LB  | 1   | 20    | 20.0 | 20   | 0  |
| 33t  | McDuffie       | KC   | CB  | 1   | 2     | 2.0  | 2    | 0  |
| 33t  | McMillian      | DEN  | CB  | 1   | 16    | 16.0 | 16   | 0  |
| 33t  | Melifonwu      | MIA  | SAF | 1   | 0     | 0.0  | 0    | 0  |
| 33t  | Moore          | IND  | CB  | 1   | 32    | 32.0 | 32t  | 1  |
| 33t  | Murray         | JAX  | SS  | 1   | 12    | 12.0 | 12   | 0  |
| 33t  | Oluokun        | JAX  | LB  | 1   | 0     | 0.0  | 0    | 0  |
| 33t  | J. Porter      | PIT  | CB  | 1   | 0     | 0.0  | 0    | 0  |
| 33t  | Ramsey         | PIT  | CB  | 1   | 2     | 2.0  | 2    | 0  |
| 33t  | Roland-Wallace | KC   | CB  | 1   | 23    | 23.0 | 23   | 0  |
| 33t  | *Sawyer        | PIT  | LB  | 1   | 4     | 4.0  | 4    | 0  |
| 33t  | Snowden        | LV   | DE  | 1   | 18    | 18.0 | 18   | 0  |
| 33t  | Stewart        | IND  | DT  | 1   | 3     | 3.0  | 3    | 0  |
| 33t  | St-Juste       | LAC  | CB  | 1   | 0     | 0.0  | 0    | 0  |
| 33t  | Strnad         | DEN  | LB  | 1   | 21    | 21.0 | 21   | 0  |
| 33t  | Tampa          | BAL  | CB  | 1   | 0     | 0.0  | 0    | 0  |
| 33t  | Ward           | CLE  | CB  | 1   | 13    | 13.0 | 13   | 0  |
| 33t  | Watt           | PIT  | OLB | 1   | 13    | 13.0 | 13   | 0  |
| 33t  | D. White       | LV   | LB  | 1   | 0     | 0.0  | 0    | 0  |
| 33t  | P. Wilson      | PIT  | LB  | 1   | 17    | 17.0 | 17   | 0  |
| 33t  | Wingard        | JAX  | SAF | 1   | 39    | 39.0 | 39   | 0  |
| 33t  | Woods          | TEN  | FS  | 1   | 16    | 16.0 | 16   | 0  |



# 2025 NATIONAL FOOTBALL LEAGUE

## AFC SACK LEADERS

| RANK | PLAYER         | TEAM    | POS   | SACKS |
|------|----------------|---------|-------|-------|
| 1    | Garrett        | CLE     | DE    | 19.0  |
| 2    | Hunter         | HOU     | DE    | 11.0  |
| 3t   | Anderson       | HOU     | DE    | 10.5  |
| 3t   | Bonitto        | DEN     | LB    | 10.5  |
| 5    | Tuipulotu      | LAC     | LB    | 10.0  |
| 6    | Crosby         | LV      | DE    | 8.0   |
| 7t   | Cooper         | DEN     | LB    | 7.5   |
| 7t   | Landry         | NE      | LB    | 7.5   |
| 9t   | McDonald       | NYJ     | DE    | 7.0   |
| 9t   | Watt           | PIT     | OLB   | 7.0   |
| 11t  | Chaisson       | NE      | LB    | 6.5   |
| 11t  | Collins        | CLE     | DT    | 6.5   |
| 11t  | Herbig         | PIT     | LB    | 6.5   |
| 11t  | Simmons        | TEN     | DT    | 6.5   |
| 15t  | Allen          | DEN     | DE    | 6.0   |
| 15t  | Chubb          | MIA     | OLB   | 6.0   |
| 15t  | Hines-Allen    | JAX     | DE    | 6.0   |
| 15t  | D. Jones       | TEN-BAL | DE    | 6.0   |
| 19t  | Armstead       | JAX     | DT    | 5.5   |
| 19t  | Highsmith      | PIT     | LB    | 5.5   |
| 19t  | Latu           | IND     | DE    | 5.5   |
| 22t  | Bosa           | BUF     | DE-LB | 5.0   |
| 22t  | Karlaftis      | KC      | DE    | 5.0   |
| 22t  | Ossai          | CIN     | DE    | 5.0   |
| 25t  | Benton         | PIT     | DT    | 4.5   |
| 25t  | Franklin-Myers | DEN     | DE    | 4.5   |
| 25t  | Mack           | LAC     | OLB   | 4.5   |
| 25t  | J. Ward        | TEN     | LB    | 4.5   |
| 29t  | Buckner        | IND     | DT    | 4.0   |
| 29t  | Dodson         | MIA     | LB    | 4.0   |
| 29t  | Eboigbe        | LAC     | DT    | 4.0   |
| 29t  | Hendrickson    | CIN     | DE    | 4.0   |
| 29t  | Key            | TEN     | LB    | 4.0   |
| 29t  | Laulu          | LV      | DT    | 4.0   |
| 29t  | McMillian      | DEN     | CB    | 4.0   |
| 29t  | Oweh           | BAL-LAC | LB    | 4.0   |
| 29t  | Paye           | IND     | DE    | 4.0   |
| 38t  | Gallimore      | IND     | DT    | 3.5   |
| 38t  | Henley         | LAC     | LB    | 3.5   |
| 38t  | Strnad         | DEN     | LB    | 3.5   |
| 38t  | M. Williams    | NE      | DE    | 3.5   |
| 42t  | Adebawore      | IND     | DT    | 3.0   |
| 42t  | Briggs         | NYJ     | DE    | 3.0   |
| 42t  | J. Johnson     | NYJ     | LB    | 3.0   |
| 42t  | Jones          | KC      | DE    | 3.0   |
| 42t  | D. Jones       | BUF     | DT    | 3.0   |
| 42t  | Koonce         | LV      | DE    | 3.0   |
| 42t  | Lewis          | IND     | DE    | 3.0   |
| 42t  | Oliver         | BUF     | DT    | 3.0   |
| 42t  | *Ponder        | NE      | LB    | 3.0   |
| 42t  | Rousseau       | BUF     | DE    | 3.0   |
| 42t  | Wright         | CLE     | DE    | 3.0   |

# 2025 NATIONAL FOOTBALL LEAGUE

## AFC LEADERS IN FUMBLE RECOVERIES

| RANK | PLAYER      | TEAM    | POS | TOTAL | OWN TEAM | OPP TEAM |
|------|-------------|---------|-----|-------|----------|----------|
| 1t   | Maye        | NE      | QB  | 4     | 4        | 0        |
| 1t   | Tagovailoa  | MIA     | QB  | 4     | 4        | 0        |
| 3t   | D. Jones    | IND     | QB  | 3     | 3        | 0        |
| 3t   | Mahomes     | KC      | QB  | 3     | 3        | 0        |
| 3t   | G. Smith    | LV      | QB  | 3     | 3        | 0        |
| 6t   | *Allen      | JAX     | RB  | 2     | 1        | 1        |
| 6t   | Anderson    | HOU     | DE  | 2     | 0        | 2        |
| 6t   | Benford     | BUF     | CB  | 2     | 0        | 2        |
| 6t   | Bernard     | BUF     | LB  | 2     | 0        | 2        |
| 6t   | Delpit      | CLE     | SAF | 2     | 0        | 2        |
| 6t   | Fitzpatrick | MIA     | FS  | 2     | 0        | 2        |
| 6t   | Gilman      | LAC-BAL | SAF | 2     | 0        | 2        |
| 6t   | L. Jackson  | BAL     | QB  | 2     | 2        | 0        |
| 6t   | Johnson     | CIN     | DE  | 2     | 0        | 2        |
| 6t   | *Larvadain  | CLE     | WR  | 2     | 2        | 0        |
| 6t   | Lawrence    | JAX     | QB  | 2     | 2        | 0        |
| 6t   | *Marks      | HOU     | RB  | 2     | 2        | 0        |
| 6t   | Nix         | DEN     | QB  | 2     | 2        | 0        |
| 6t   | Rodgers     | PIT     | QB  | 2     | 2        | 0        |
| 6t   | Taylor      | IND     | RB  | 2     | 2        | 0        |
| 6t   | Watt        | PIT     | OLB | 2     | 0        | 2        |

# 2025 NATIONAL FOOTBALL LEAGUE

## AFC LEADERS IN RECOVERIES OF FUMBLES BY OWN TEAM

| RANK | PLAYER     | TEAM | POS | REC | YARDS | AVG  | LONG | TD |
|------|------------|------|-----|-----|-------|------|------|----|
| 1t   | Maye       | NE   | QB  | 4   | 0     | 0.0  | 0    | 0  |
| 1t   | Tagovailoa | MIA  | QB  | 4   | 0     | 0.0  | 0    | 0  |
| 3t   | D. Jones   | IND  | QB  | 3   | 0     | 0.0  | 0    | 0  |
| 3t   | Mahomes    | KC   | QB  | 3   | 0     | 0.0  | 0    | 0  |
| 3t   | G. Smith   | LV   | QB  | 3   | 0     | 0.0  | 0    | 0  |
| 6t   | L. Jackson | BAL  | QB  | 2   | 0     | 0.0  | 0    | 0  |
| 6t   | *Larvadain | CLE  | WR  | 2   | 0     | 0.0  | 0    | 0  |
| 6t   | Lawrence   | JAX  | QB  | 2   | 0     | 0.0  | 0    | 0  |
| 6t   | *Marks     | HOU  | RB  | 2   | 0     | 0.0  | 0    | 0  |
| 6t   | Nix        | DEN  | QB  | 2   | 0     | 0.0  | 0    | 0  |
| 6t   | Rodgers    | PIT  | QB  | 2   | 0     | 0.0  | 0    | 0  |
| 6t   | Taylor     | IND  | RB  | 2   | 0     | 0.0  | 0    | 0  |
| 13t  | Achane     | MIA  | RB  | 1   | 0     | 0.0  | 0    | 0  |
| 13t  | Allen      | BUF  | QB  | 1   | 0     | 0.0  | 0    | 0  |
| 13t  | Allen      | LAC  | WR  | 1   | 0     | 0.0  | 0    | 0  |
| 13t  | *Allen     | JAX  | RB  | 1   | 0     | 0.0  | 0    | 0  |
| 13t  | Borom      | MIA  | OG  | 1   | 0     | 0.0  | 0    | 0  |
| 13t  | Bortolini  | IND  | C   | 1   | 0     | 0.0  | 0    | 0  |
| 13t  | C. Brown   | CIN  | RB  | 1   | 0     | 0.0  | 0    | 0  |
| 13t  | O. Brown   | CIN  | OT  | 1   | 0     | 0.0  | 0    | 0  |
| 13t  | Brown      | BUF  | OT  | 1   | 0     | 0.0  | 0    | 0  |
| 13t  | *Campbell  | NE   | OT  | 1   | 0     | 0.0  | 0    | 0  |
| 13t  | Carter     | CLE  | WR  | 1   | 0     | 0.0  | 0    | 0  |
| 13t  | Codrington | BUF  | CB  | 1   | 0     | 0.0  | 0    | 0  |
| 13t  | Cole       | LV   | P   | 1   | 0     | 0.0  | 0    | 0  |
| 13t  | Cook       | BUF  | RB  | 1   | 0     | 0.0  | 0    | 0  |
| 13t  | Davis      | LAC  | WR  | 1   | 0     | 0.0  | 0    | 0  |
| 13t  | *Ewers     | MIA  | QB  | 1   | 0     | 0.0  | 0    | 0  |
| 13t  | Flowers    | BAL  | WR  | 1   | 0     | 0.0  | 0    | 0  |
| 13t  | Forsythe   | LV   | OT  | 1   | 0     | 0.0  | 0    | 0  |
| 13t  | Gainwell   | PIT  | RB  | 1   | 0     | 0.0  | 0    | 0  |
| 13t  | *Gordon    | MIA  | RB  | 1   | 0     | 0.0  | 0    | 0  |
| 13t  | Gray       | TEN  | LB  | 1   | 0     | 0.0  | 0    | 0  |
| 13t  | Hall       | NYJ  | RB  | 1   | 7     | 7.0  | 7    | 0  |
| 13t  | Harrison   | JAX  | OT  | 1   | 0     | 0.0  | 0    | 0  |
| 13t  | *Henderson | NE   | RB  | 1   | 0     | 0.0  | 0    | 0  |
| 13t  | Higgins    | CIN  | WR  | 1   | 0     | 0.0  | 0    | 0  |
| 13t  | Hill       | BAL  | RB  | 1   | 0     | 0.0  | 0    | 0  |
| 13t  | Hunt       | KC   | RB  | 1   | 0     | 0.0  | 0    | 0  |
| 13t  | Ty Johnson | BUF  | RB  | 1   | 0     | 0.0  | 0    | 0  |
| 13t  | B. Jones   | PIT  | OT  | 1   | 6     | 6.0  | 6    | 0  |
| 13t  | Jones      | CIN  | WR  | 1   | 0     | 0.0  | 0    | 0  |
| 13t  | M. Jones   | NE   | CB  | 1   | 0     | 0.0  | 0    | 0  |
| 13t  | Latham     | TEN  | OT  | 1   | 0     | 0.0  | 0    | 0  |
| 13t  | Likely     | BAL  | TE  | 1   | 0     | 0.0  | 0    | 0  |
| 13t  | Mims       | DEN  | WR  | 1   | 0     | 0.0  | 0    | 0  |
| 13t  | Moore      | BUF  | WR  | 1   | -1    | -1.0 | -1   | 0  |
| 13t  | Pacheco    | KC   | RB  | 1   | 0     | 0.0  | 0    | 0  |
| 13t  | Paul       | MIA  | OT  | 1   | 0     | 0.0  | 0    | 0  |
| 13t  | Pollard    | TEN  | RB  | 1   | 0     | 0.0  | 0    | 0  |
| 13t  | Raimann    | IND  | OT  | 1   | 0     | 0.0  | 0    | 0  |
| 13t  | Remigio    | KC   | WR  | 1   | 0     | 0.0  | 0    | 0  |
| 13t  | Rice       | KC   | WR  | 1   | 0     | 0.0  | 0    | 0  |
| 13t  | Skoronski  | TEN  | OT  | 1   | 0     | 0.0  | 0    | 0  |
| 13t  | *B. Smith  | KC   | RB  | 1   | 0     | 0.0  | 0    | 0  |

# 2025 NATIONAL FOOTBALL LEAGUE

## AFC LEADERS IN RECOVERIES OF FUMBLES BY OWN TEAM

| RANK | PLAYER     | TEAM    | POS | REC | YARDS | AVG | LONG | TD |
|------|------------|---------|-----|-----|-------|-----|------|----|
| 13t  | *M. Taylor | NYJ     | TE  | 1   | 0     | 0.0 | 0    | 0  |
| 13t  | Teller     | CLE     | OG  | 1   | 0     | 0.0 | 0    | 0  |
| 13t  | Thornhill  | PIT-JAX | SAF | 1   | 0     | 0.0 | 0    | 0  |
| 13t  | Vidal      | LAC     | RB  | 1   | 0     | 0.0 | 0    | 0  |
| 13t  | Wallace    | BAL     | WR  | 1   | 0     | 0.0 | 0    | 0  |
| 13t  | *Warren    | IND     | TE  | 1   | 0     | 0.0 | 0    | 0  |
| 13t  | Whiteheart | CLE     | TE  | 1   | 0     | 0.0 | 0    | 0  |
| 13t  | Wilson     | NYJ     | WR  | 1   | 0     | 0.0 | 0    | 0  |
| 13t  | *Wilson    | NE      | OG  | 1   | 0     | 0.0 | 0    | 0  |
| 13t  | Worthy     | KC      | WR  | 1   | 3     | 3.0 | 3    | 0  |

# 2025 NATIONAL FOOTBALL LEAGUE

## AFC LEADERS IN RECOVERIES OF FUMBLES BY OPPOSING TEAM

| RANK | PLAYER      | TEAM    | POS | REC | YARDS | AVG  | LONG | TD |
|------|-------------|---------|-----|-----|-------|------|------|----|
| 1t   | Anderson    | HOU     | DE  | 2   | 0     | 0.0  | 0t   | 1  |
| 1t   | Benford     | BUF     | CB  | 2   | 23    | 11.5 | 17t  | 1  |
| 1t   | Bernard     | BUF     | LB  | 2   | 0     | 0.0  | 0    | 0  |
| 1t   | Delpit      | CLE     | SAF | 2   | 0     | 0.0  | 0    | 0  |
| 1t   | Fitzpatrick | MIA     | FS  | 2   | 0     | 0.0  | 0    | 0  |
| 1t   | Gilman      | LAC-BAL | SAF | 2   | 11    | 5.5  | 11   | 0  |
| 1t   | Johnson     | CIN     | DE  | 2   | 4     | 2.0  | 4    | 0  |
| 1t   | Watt        | PIT     | OLB | 2   | 0     | 0.0  | 0    | 0  |
| 9t   | Adebawore   | IND     | DT  | 1   | 0     | 0.0  | 0    | 0  |
| 9t   | *Allen      | JAX     | RB  | 1   | 0     | 0.0  | 0    | 0  |
| 9t   | Al-Shaair   | HOU     | LB  | 1   | 0     | 0.0  | 0    | 0  |
| 9t   | *Barron     | DEN     | CB  | 1   | 0     | 0.0  | 0    | 0  |
| 9t   | *Black      | PIT     | DE  | 1   | 0     | 0.0  | 0    | 0  |
| 9t   | Bonner      | MIA     | CB  | 1   | 0     | 0.0  | 0    | 0  |
| 9t   | Booker      | LV      | DT  | 1   | 0     | 0.0  | 0    | 0  |
| 9t   | Brents      | MIA     | CB  | 1   | 0     | 0.0  | 0    | 0  |
| 9t   | Brooks      | MIA     | LB  | 1   | 2     | 2.0  | 2    | 0  |
| 9t   | Bush        | CLE     | LB  | 1   | 0     | 0.0  | 0    | 0  |
| 9t   | Butler      | LV      | DT  | 1   | 0     | 0.0  | 0    | 0  |
| 9t   | Bynum       | IND     | SAF | 1   | 0     | 0.0  | 0    | 0  |
| 9t   | Chaisson    | NE      | LB  | 1   | 4     | 4.0  | 4t   | 1  |
| 9t   | Chubb       | MIA     | OLB | 1   | 2     | 2.0  | 2    | 0  |
| 9t   | Cisco       | NYJ     | SAF | 1   | 0     | 0.0  | 0    | 0  |
| 9t   | Collins     | CLE     | DT  | 1   | 0     | 0.0  | 0    | 0  |
| 9t   | Diabate     | CLE     | LB  | 1   | 0     | 0.0  | 0    | 0  |
| 9t   | Dodson      | MIA     | LB  | 1   | 6     | 6.0  | 6    | 0  |
| 9t   | Echols      | PIT     | CB  | 1   | 0     | 0.0  | 0    | 0  |
| 9t   | Epenesa     | BUF     | DE  | 1   | 0     | 0.0  | 0    | 0  |
| 9t   | *Farmer     | NE      | DT  | 1   | 0     | 0.0  | 0    | 0  |
| 9t   | *Harmon     | PIT     | DT  | 1   | 0     | 0.0  | 0    | 0  |
| 9t   | Hawkins     | NE      | SAF | 1   | 0     | 0.0  | 0    | 0  |
| 9t   | *Hemingway  | LV      | DT  | 1   | 0     | 0.0  | 0    | 0  |
| 9t   | Herbig      | PIT     | LB  | 1   | 0     | 0.0  | 0t   | 1  |
| 9t   | Howard      | IND     | CB  | 1   | 2     | 2.0  | 2    | 0  |
| 9t   | Humphrey    | BAL     | CB  | 1   | 0     | 0.0  | 0    | 0  |
| 9t   | Hunter      | HOU     | DE  | 1   | 0     | 0.0  | 0    | 0  |
| 9t   | *K. Jackson | BAL     | SAF | 1   | 0     | 0.0  | 0    | 0  |
| 9t   | Jenkins     | BAL     | DT  | 1   | 11    | 11.0 | 11   | 0  |
| 9t   | R. Jenkins  | CLE     | SAF | 1   | 0     | 0.0  | 0    | 0  |
| 9t   | A. Jennings | NE      | LB  | 1   | 0     | 0.0  | 0    | 0  |
| 9t   | B. Jones    | DEN     | SAF | 1   | 0     | 0.0  | 0    | 0  |
| 9t   | D. Jones    | TEN-BAL | DE  | 1   | 2     | 2.0  | 2    | 0  |
| 9t   | T. Jones    | BAL     | DT  | 1   | 0     | 0.0  | 0    | 0  |
| 9t   | Joseph-Day  | TEN     | DE  | 1   | 0     | 0.0  | 0    | 0  |
| 9t   | Karlaftis   | KC      | DE  | 1   | 1     | 1.0  | 1    | 0  |
| 9t   | Kelly       | LV      | CB  | 1   | 3     | 3.0  | 3    | 0  |
| 9t   | *Lane       | JAX     | SAF | 1   | 0     | 0.0  | 0    | 0  |
| 9t   | Lewis       | JAX     | CB  | 1   | 0     | 0.0  | 0    | 0  |
| 9t   | Lloyd       | JAX     | LB  | 1   | 2     | 2.0  | 2    | 0  |
| 9t   | Lockett     | TEN-LV  | WR  | 1   | 0     | 0.0  | 0t   | 1  |
| 9t   | *Mausi      | TEN     | LB  | 1   | 0     | 0.0  | 0    | 0  |
| 9t   | Oluokun     | JAX     | LB  | 1   | 0     | 0.0  | 0    | 0  |
| 9t   | Peppers     | PIT     | FS  | 1   | 0     | 0.0  | 0    | 0  |
| 9t   | Phillips    | LAC     | LB  | 1   | 0     | 0.0  | 0    | 0  |
| 9t   | Pierre      | PIT     | CB  | 1   | 34    | 34.0 | 34t  | 1  |



# 2025 NATIONAL FOOTBALL LEAGUE

## AFC LEADERS IN RECOVERIES OF FUMBLES BY OPPOSING TEAM

| RANK | PLAYER    | TEAM   | POS | REC | YARDS | AVG  | LONG | TD |
|------|-----------|--------|-----|-----|-------|------|------|----|
| 9t   | *Ponder   | NE     | LB  | 1   | 0     | 0.0  | 0    | 0  |
| 9t   | Pratt     | LV-IND | LB  | 1   | 8     | 8.0  | 8    | 0  |
| 9t   | Queen     | PIT    | LB  | 1   | 0     | 0.0  | 0    | 0  |
| 9t   | Rankins   | HOU    | DT  | 1   | 32    | 32.0 | 32t  | 1  |
| 9t   | *Reed     | HOU    | SAF | 1   | 9     | 9.0  | 9    | 0  |
| 9t   | Roberts   | LV     | OLB | 1   | 0     | 0.0  | 0    | 0  |
| 9t   | Sieler    | MIA    | DT  | 1   | 5     | 5.0  | 5    | 0  |
| 9t   | Skinner   | DEN    | SAF | 1   | 0     | 0.0  | 0    | 0  |
| 9t   | Skowronek | PIT    | WR  | 1   | 0     | 0.0  | 0    | 0  |
| 9t   | Slay      | PIT    | CB  | 1   | -6    | -6.0 | -6   | 0  |
| 9t   | *J. Smith | HOU    | CB  | 1   | 0     | 0.0  | 0    | 0  |
| 9t   | Smith     | BAL    | ILB | 1   | 63    | 63.0 | 63t  | 1  |
| 9t   | Stiggers  | NYJ    | CB  | 1   | 0     | 0.0  | 0    | 0  |
| 9t   | *Striggow | JAX    | DE  | 1   | 0     | 0.0  | 0    | 0  |
| 9t   | Tart      | LAC    | DT  | 1   | 0     | 0.0  | 0    | 0  |
| 9t   | Tillery   | KC     | DT  | 1   | 0     | 0.0  | 0    | 0  |
| 9t   | *Trader   | MIA    | SAF | 1   | 0     | 0.0  | 0    | 0  |
| 9t   | Tranquill | KC     | LB  | 1   | 0     | 0.0  | 0    | 0  |
| 9t   | Turner    | CIN    | CB  | 1   | 7     | 7.0  | 7    | 0  |
| 9t   | *Walker   | BUF    | DT  | 1   | 6     | 6.0  | 6    | 0  |
| 9t   | Ward      | IND    | CB  | 1   | 0     | 0.0  | 0    | 0  |
| 9t   | Williams  | BUF    | LB  | 1   | 0     | 0.0  | 0    | 0  |
| 9t   | P. Wilson | PIT    | LB  | 1   | 0     | 0.0  | 0    | 0  |
| 9t   | Wilson    | LV     | DE  | 1   | 0     | 0.0  | 0    | 0  |
| 9t   | Wingard   | JAX    | SAF | 1   | 0     | 0.0  | 0    | 0  |
| 9t   | *Woodson  | NE     | SAF | 1   | 0     | 0.0  | 0    | 0  |

# 2025 NATIONAL FOOTBALL LEAGUE

## NFC LEADING PASSERS

| RANK | PLAYER       | TEAM | ATT | COMP | COMP% | YDS  | YPA  | TD | TD%  | LONG | INT | INT% | RATING |
|------|--------------|------|-----|------|-------|------|------|----|------|------|-----|------|--------|
| 1    | Stafford     | LAR  | 401 | 266  | 66.3% | 3073 | 7.66 | 32 | 8.0% | 88t  | 4   | 1.0% | 111.7  |
| 2    | Goff         | DET  | 378 | 264  | 69.8% | 3025 | 8.00 | 25 | 6.6% | 64   | 5   | 1.3% | 110.2  |
| 3    | Love         | GB   | 361 | 242  | 67.0% | 2794 | 7.74 | 19 | 5.3% | 59   | 3   | 0.8% | 104.3  |
| 4    | Hurts        | PHI  | 342 | 226  | 66.1% | 2514 | 7.35 | 19 | 5.6% | 79t  | 2   | 0.6% | 103.9  |
| 5    | Darnold      | SEA  | 324 | 221  | 68.2% | 2913 | 8.99 | 19 | 5.9% | 67   | 10  | 3.1% | 103.1  |
| 6    | Prescott     | DAL  | 437 | 303  | 69.3% | 3261 | 7.46 | 25 | 5.7% | 74t  | 8   | 1.8% | 102.4  |
| 7    | Jones        | SF   | 289 | 201  | 69.6% | 2151 | 7.44 | 13 | 4.5% | 56   | 6   | 2.1% | 97.4   |
| 8    | Brissett     | ARI  | 302 | 204  | 67.5% | 2188 | 7.25 | 13 | 4.3% | 50   | 4   | 1.3% | 97.4   |
| 9    | Mayfield     | TB   | 387 | 243  | 62.8% | 2600 | 6.72 | 19 | 4.9% | 77t  | 5   | 1.3% | 93.4   |
| 10   | Penix        | ATL  | 276 | 166  | 60.1% | 1982 | 7.18 | 9  | 3.3% | 69   | 3   | 1.1% | 88.5   |
| 11   | Ca. Williams | CHI  | 396 | 230  | 58.1% | 2722 | 6.87 | 17 | 4.3% | 65t  | 5   | 1.3% | 88.2   |
| 12   | Young        | CAR  | 363 | 230  | 63.4% | 2337 | 6.44 | 18 | 5.0% | 54   | 9   | 2.5% | 87.9   |
| 13   | Rattler      | NO   | 256 | 174  | 68.0% | 1586 | 6.20 | 8  | 3.1% | 87t  | 5   | 2.0% | 86.8   |

# 2025 NATIONAL FOOTBALL LEAGUE

## NFC LEADING PASSERS, RANKS

| PLAYER       | TEAM | ATT | COMP | COMP% | YDS | YPA | TD  | TD% | INT | INT% | RATING |
|--------------|------|-----|------|-------|-----|-----|-----|-----|-----|------|--------|
| Stafford     | LAR  | 2   | 2    | 8     | 2   | 4   | 1   | 1   | 4t  | 3    | 1      |
| Goff         | DET  | 5   | 3    | 1     | 3   | 2   | 2t  | 2   | 6t  | 7    | 2      |
| Love         | GB   | 7   | 5    | 7     | 5   | 3   | 4t  | 6   | 2t  | 2    | 3      |
| Hurts        | PHI  | 8   | 8    | 9     | 8   | 7   | 4t  | 5   | 1   | 1    | 4      |
| Darnold      | SEA  | 9   | 9    | 4     | 4   | 1   | 4t  | 3   | 13  | 13   | 5      |
| Prescott     | DAL  | 1   | 1    | 3     | 1   | 5   | 2t  | 4   | 11  | 9    | 6      |
| Jones        | SF   | 11  | 11   | 2     | 11  | 6   | 10t | 9   | 10  | 11   | 7      |
| Brissett     | ARI  | 10  | 10   | 6     | 10  | 8   | 10t | 10  | 4t  | 8    | 8      |
| Mayfield     | TB   | 4   | 4    | 11    | 7   | 11  | 4t  | 8   | 6t  | 6    | 9      |
| Penix        | ATL  | 12  | 13   | 12    | 12  | 9   | 13t | 12  | 2t  | 4    | 10     |
| Ca. Williams | CHI  | 3   | 6t   | 13    | 6   | 10  | 9   | 11  | 6t  | 5    | 11     |
| Young        | CAR  | 6   | 6t   | 10    | 9   | 12  | 8   | 7   | 12  | 12   | 12     |
| Rattler      | NO   | 13  | 12   | 5     | 13  | 13  | 16t | 13  | 6t  | 10   | 13     |

# 2025 NATIONAL FOOTBALL LEAGUE

## NFC FOURTH-QUARTER PASSING LEADERS

| RANK | PLAYER       | TEAM | ATT | COMP | COMP% | YDS | YPA  | TD | TD%   | INT | INT% | RATING |
|------|--------------|------|-----|------|-------|-----|------|----|-------|-----|------|--------|
| 1    | Stafford     | LAR  | 83  | 57   | 68.7% | 773 | 9.31 | 8  | 9.6%  | 0   | 0.0% | 130.2  |
| 2    | Daniels      | WAS  | 38  | 27   | 71.1% | 295 | 7.76 | 4  | 10.5% | 0   | 0.0% | 128.7  |
| 3    | Purdy        | SF   | 33  | 24   | 72.7% | 288 | 8.73 | 3  | 9.1%  | 1   | 3.0% | 116.7  |
| 4    | Hurts        | PHI  | 98  | 64   | 65.3% | 809 | 8.26 | 6  | 6.1%  | 1   | 1.0% | 107.1  |
| 5    | Brissett     | ARI  | 82  | 54   | 65.9% | 571 | 6.96 | 5  | 6.1%  | 0   | 0.0% | 106.3  |
| 6    | Goff         | DET  | 90  | 54   | 60.0% | 547 | 6.08 | 7  | 7.8%  | 0   | 0.0% | 103.3  |
| 7    | Ca. Williams | CHI  | 83  | 48   | 57.8% | 684 | 8.24 | 5  | 6.0%  | 1   | 1.2% | 99.7   |
| 8    | Love         | GB   | 93  | 56   | 60.2% | 640 | 6.88 | 6  | 6.5%  | 1   | 1.1% | 98.0   |
| 9    | Murray       | ARI  | 35  | 23   | 65.7% | 204 | 5.83 | 3  | 8.6%  | 1   | 2.9% | 97.8   |
| 10   | Wentz        | MIN  | 56  | 35   | 62.5% | 412 | 7.36 | 3  | 5.4%  | 1   | 1.8% | 95.2   |
| 11   | Cousins      | ATL  | 47  | 28   | 59.6% | 292 | 6.21 | 2  | 4.3%  | 0   | 0.0% | 91.8   |
| 12   | Wilson       | NYG  | 44  | 23   | 52.3% | 319 | 7.25 | 2  | 4.5%  | 0   | 0.0% | 91.0   |
| 13   | Prescott     | DAL  | 121 | 81   | 66.9% | 840 | 6.94 | 5  | 4.1%  | 4   | 3.3% | 86.8   |
| 14   | Young        | CAR  | 109 | 65   | 59.6% | 655 | 6.01 | 7  | 6.4%  | 3   | 2.8% | 86.8   |
| 15   | Mayfield     | TB   | 115 | 69   | 60.0% | 710 | 6.17 | 4  | 3.5%  | 1   | 0.9% | 85.8   |
| 16   | Jones        | SF   | 77  | 52   | 67.5% | 579 | 7.52 | 4  | 5.2%  | 4   | 5.2% | 85.4   |
| 17   | Mariota      | WAS  | 57  | 30   | 52.6% | 387 | 6.79 | 3  | 5.3%  | 1   | 1.8% | 84.5   |
| 18   | Darnold      | SEA  | 69  | 45   | 65.2% | 538 | 7.80 | 2  | 2.9%  | 3   | 4.3% | 80.5   |
| 19   | Penix        | ATL  | 65  | 34   | 52.3% | 417 | 6.42 | 1  | 1.5%  | 0   | 0.0% | 77.5   |
| 20   | *Shough      | NO   | 79  | 50   | 63.3% | 459 | 5.81 | 2  | 2.5%  | 2   | 2.5% | 76.9   |
| 21   | McCarthy     | MIN  | 48  | 25   | 52.1% | 311 | 6.48 | 4  | 8.3%  | 3   | 6.3% | 74.2   |
| 22   | Rattler      | NO   | 70  | 43   | 61.4% | 357 | 5.10 | 2  | 2.9%  | 2   | 2.9% | 72.1   |
| 23   | *Dart        | NYG  | 58  | 32   | 55.2% | 373 | 6.43 | 2  | 3.4%  | 3   | 5.2% | 64.8   |

# 2025 NATIONAL FOOTBALL LEAGUE

## NFC THIRD-DOWN PASSING LEADERS

| RANK | PLAYER       | TEAM | ATT | COMP | COMP% | YDS | YPA  | TD | TD%   | INT | INT% | RATING |
|------|--------------|------|-----|------|-------|-----|------|----|-------|-----|------|--------|
| 1    | Brissett     | ARI  | 61  | 43   | 70.5% | 549 | 9.00 | 3  | 4.9%  | 1   | 1.6% | 107.9  |
| 2    | Hurts        | PHI  | 89  | 60   | 67.4% | 838 | 9.42 | 2  | 2.2%  | 0   | 0.0% | 105.0  |
| 3    | Goff         | DET  | 100 | 62   | 62.0% | 686 | 6.86 | 9  | 9.0%  | 2   | 2.0% | 104.0  |
| 4    | Ca. Williams | CHI  | 101 | 63   | 62.4% | 824 | 8.16 | 7  | 6.9%  | 2   | 2.0% | 102.9  |
| 5    | Jones        | SF   | 70  | 42   | 60.0% | 483 | 6.90 | 7  | 10.0% | 2   | 2.9% | 102.3  |
| 6    | Prescott     | DAL  | 117 | 76   | 65.0% | 906 | 7.74 | 4  | 3.4%  | 1   | 0.9% | 96.3   |
| 7    | Love         | GB   | 98  | 57   | 58.2% | 877 | 8.95 | 4  | 4.1%  | 2   | 2.0% | 92.9   |
| 8    | *Dart        | NYG  | 65  | 40   | 61.5% | 453 | 6.97 | 3  | 4.6%  | 1   | 1.5% | 91.4   |
| 9    | Mayfield     | TB   | 97  | 52   | 53.6% | 563 | 5.80 | 6  | 6.2%  | 1   | 1.0% | 87.3   |
| 10   | Darnold      | SEA  | 88  | 55   | 62.5% | 676 | 7.68 | 4  | 4.5%  | 3   | 3.4% | 87.1   |
| 11   | Stafford     | LAR  | 93  | 47   | 50.5% | 584 | 6.28 | 5  | 5.4%  | 1   | 1.1% | 83.8   |
| 12   | Rattler      | NO   | 63  | 36   | 57.1% | 303 | 4.81 | 3  | 4.8%  | 1   | 1.6% | 79.0   |
| 13   | Young        | CAR  | 92  | 53   | 57.6% | 474 | 5.15 | 3  | 3.3%  | 2   | 2.2% | 73.4   |
| 14   | Penix        | ATL  | 70  | 35   | 50.0% | 388 | 5.54 | 1  | 1.4%  | 0   | 0.0% | 71.6   |

# 2025 NATIONAL FOOTBALL LEAGUE

## NFC LEADING RUSHERS

| RANK | PLAYER            | TEAM    | ATT | YDS  | AVG | LONG | TD |
|------|-------------------|---------|-----|------|-----|------|----|
| 1    | Gibbs             | DET     | 175 | 1019 | 5.8 | 78t  | 10 |
| 2    | B. Robinson       | ATL     | 195 | 995  | 5.1 | 81t  | 5  |
| 3    | J. Williams       | DAL     | 198 | 955  | 4.8 | 66   | 8  |
| 4    | Dowdle            | CAR     | 192 | 929  | 4.8 | 53   | 5  |
| 5    | K. Williams       | LAR     | 183 | 868  | 4.7 | 34   | 7  |
| 6    | McCaffrey         | SF      | 237 | 849  | 3.6 | 20   | 8  |
| 7    | Swift             | CHI     | 160 | 774  | 4.8 | 25   | 5  |
| 8    | Barkley           | PHI     | 198 | 740  | 3.7 | 65t  | 4  |
| 9    | Walker            | SEA     | 160 | 733  | 4.6 | 31   | 4  |
| 10   | Jacobs            | GB      | 186 | 731  | 3.9 | 29   | 11 |
| 11   | *Monangai         | CHI     | 121 | 591  | 4.9 | 39   | 5  |
| 12   | Mason             | MIN     | 122 | 578  | 4.7 | 24   | 5  |
| 13   | Montgomery        | DET     | 123 | 543  | 4.4 | 72   | 6  |
| 14   | *Croskey-Merritt  | WAS     | 118 | 518  | 4.4 | 42   | 4  |
| 15   | Kamara            | NO      | 131 | 471  | 3.6 | 18t  | 1  |
| 16   | Charbonnet        | SEA     | 125 | 437  | 3.5 | 30   | 8  |
| 17   | Tracy             | NYG     | 113 | 434  | 3.8 | 31t  | 1  |
| 18   | Hubbard           | CAR     | 111 | 433  | 3.9 | 14   | 1  |
| 19   | Corum             | LAR     | 89  | 422  | 4.7 | 34   | 2  |
| 20   | White             | TB      | 106 | 421  | 4.0 | 16   | 4  |
| 21   | *Skattebo         | NYG     | 101 | 410  | 4.1 | 24   | 5  |
| 22   | Allgeier          | ATL     | 97  | 344  | 3.5 | 21t  | 8  |
| 23   | Wilson            | GB      | 85  | 341  | 4.0 | 15   | 3  |
| 24   | *Dart (QB)        | NYG     | 61  | 337  | 5.5 | 24t  | 7  |
| 25   | Hurts (QB)        | PHI     | 84  | 329  | 3.9 | 29   | 8  |
| 26   | B. Robinson       | SF      | 72  | 328  | 4.6 | 19   | 2  |
| 27   | Rodriguez         | WAS     | 71  | 320  | 4.5 | 48   | 4  |
| 28t  | Singletary        | NYG     | 86  | 306  | 3.6 | 22t  | 3  |
| 28t  | Ca. Williams (QB) | CHI     | 61  | 306  | 5.0 | 29   | 3  |
| 30   | A. Jones          | MIN     | 67  | 300  | 4.5 | 31   | 1  |
| 31   | Irving            | TB      | 88  | 298  | 3.4 | 16   | 1  |
| 32   | Tucker            | TB      | 65  | 277  | 4.3 | 43t  | 4  |
| 33   | Daniels (QB)      | WAS     | 54  | 262  | 4.9 | 18   | 2  |
| 34   | Knight            | ARI     | 74  | 255  | 3.4 | 17   | 4  |
| 35   | Mariota (QB)      | WAS     | 37  | 248  | 6.7 | 44   | 1  |
| 36   | Mayfield (QB)     | TB      | 37  | 243  | 6.6 | 33   | 1  |
| 37   | Demercado         | ARI     | 31  | 241  | 7.8 | 71   | 0  |
| 38   | McNichols         | WAS     | 32  | 211  | 6.6 | 60t  | 1  |
| 39   | Miller            | NO      | 47  | 193  | 4.1 | 18t  | 1  |
| 40   | Bigsby            | JAX-PHI | 23  | 176  | 7.7 | 29   | 0  |
| 41   | Murray (QB)       | ARI     | 29  | 173  | 6.0 | 30   | 1  |
| 42   | Rattler (QB)      | NO      | 31  | 167  | 5.4 | 15   | 0  |
| 43   | Love (QB)         | GB      | 41  | 164  | 4.0 | 25   | 0  |
| 44   | Benson            | ARI     | 29  | 160  | 5.5 | 52   | 0  |
| 45   | M. Carter         | ARI     | 50  | 152  | 3.0 | 11   | 1  |
| 46   | Prescott (QB)     | DAL     | 41  | 124  | 3.0 | 14   | 2  |
| 47   | Young (QB)        | CAR     | 32  | 121  | 3.8 | 24   | 1  |
| 48   | McCarthy (QB)     | MIN     | 23  | 120  | 5.2 | 26   | 2  |
| 49   | Sanders           | DAL     | 20  | 117  | 5.9 | 49   | 1  |
| 50   | Brissett (QB)     | ARI     | 27  | 116  | 4.3 | 15   | 1  |



# 2025 NATIONAL FOOTBALL LEAGUE

## NFC THIRD-AND-ONE RUSHING LEADERS

| RANK | PLAYER            | TEAM | ATT | FD | PCT    |
|------|-------------------|------|-----|----|--------|
| 1t   | Tucker            | TB   | 6   | 6  | 100.0% |
| 1t   | Brissett (QB)     | ARI  | 4   | 4  | 100.0% |
| 1t   | *Croskey-Merritt  | WAS  | 4   | 4  | 100.0% |
| 1t   | Rattler (QB)      | NO   | 4   | 4  | 100.0% |
| 1t   | M. Carter         | ARI  | 3   | 3  | 100.0% |
| 1t   | Montgomery        | DET  | 3   | 3  | 100.0% |
| 7t   | White             | TB   | 8   | 7  | 87.5%  |
| 7t   | K. Williams       | LAR  | 8   | 7  | 87.5%  |
| 9    | Swift             | CHI  | 7   | 6  | 85.7%  |
| 10   | Barner (TE)       | SEA  | 6   | 5  | 83.3%  |
| 11t  | Charbonnet        | SEA  | 5   | 4  | 80.0%  |
| 11t  | Knight            | ARI  | 5   | 4  | 80.0%  |
| 13t  | Gibbs             | DET  | 4   | 3  | 75.0%  |
| 13t  | J. Williams       | DAL  | 4   | 3  | 75.0%  |
| 15   | McCaffrey         | SF   | 11  | 8  | 72.7%  |
| 16   | Jones (QB)        | SF   | 7   | 5  | 71.4%  |
| 17t  | Jacobs            | GB   | 12  | 8  | 66.7%  |
| 17t  | Hill (TE)         | NO   | 6   | 4  | 66.7%  |
| 19   | Wilson            | GB   | 5   | 3  | 60.0%  |
| 20   | Mason             | MIN  | 7   | 4  | 57.1%  |
| 21t  | Allgeier          | ATL  | 9   | 5  | 55.6%  |
| 21t  | Rodriguez         | WAS  | 9   | 5  | 55.6%  |
| 23   | Hurts (QB)        | PHI  | 11  | 6  | 54.5%  |
| 24t  | B. Robinson       | ATL  | 6   | 3  | 50.0%  |
| 24t  | Ca. Williams (QB) | CHI  | 6   | 3  | 50.0%  |

# 2025 NATIONAL FOOTBALL LEAGUE

## NFC LEADERS IN RECEPTIONS

| RANK | PLAYER           | TEAM   | REC | YDS  | AVG  | LONG | TD |
|------|------------------|--------|-----|------|------|------|----|
| 1    | McBride (TE)     | ARI    | 88  | 879  | 10.0 | 31   | 8  |
| 2    | Nacua            | LAR    | 86  | 1019 | 11.8 | 39t  | 4  |
| 3    | McCaffrey (RB)   | SF     | 85  | 806  | 9.5  | 39   | 5  |
| 4    | Smith-Njigba     | SEA    | 82  | 1336 | 16.3 | 63t  | 7  |
| 5    | St. Brown        | DET    | 75  | 884  | 11.8 | 34   | 9  |
| 6t   | Pickens          | DAL    | 73  | 1142 | 15.6 | 45   | 8  |
| 6t   | Robinson         | NYG    | 73  | 828  | 11.3 | 50   | 3  |
| 6t   | Olave            | NO     | 73  | 781  | 10.7 | 62t  | 5  |
| 9    | Ferguson (TE)    | DAL    | 70  | 496  | 7.1  | 26t  | 7  |
| 10   | Jefferson        | MIN    | 62  | 799  | 12.9 | 50   | 2  |
| 11t  | D. London        | ATL    | 60  | 810  | 13.5 | 43   | 6  |
| 11t  | D. Smith         | PHI    | 60  | 802  | 13.4 | 79t  | 3  |
| 13   | Samuel           | WAS    | 58  | 534  | 9.2  | 38   | 5  |
| 14   | *McMillan        | CAR    | 57  | 826  | 14.5 | 43t  | 6  |
| 15t  | A. Brown         | PHI    | 56  | 699  | 12.5 | 45   | 6  |
| 15t  | Pitts (TE)       | ATL    | 56  | 541  | 9.7  | 26   | 1  |
| 17t  | B. Robinson (RB) | ATL    | 54  | 594  | 11.0 | 69   | 2  |
| 17t  | Johnson (TE)     | NO     | 54  | 576  | 10.7 | 52   | 3  |
| 19t  | *Egbuka          | TB     | 52  | 791  | 15.2 | 77t  | 6  |
| 19t  | Adams            | LAR    | 52  | 689  | 13.3 | 44t  | 14 |
| 21t  | Lamb             | DAL    | 51  | 744  | 14.6 | 74t  | 3  |
| 21t  | Gibbs (RB)       | DET    | 51  | 397  | 7.8  | 42   | 3  |
| 23   | Mi. Wilson       | ARI    | 50  | 570  | 11.4 | 50   | 1  |
| 24   | Ertz (TE)        | WAS    | 49  | 493  | 10.1 | 30   | 4  |
| 25   | Shaheed          | NO-SEA | 48  | 536  | 11.2 | 87t  | 2  |
| 26   | Doubs            | GB     | 45  | 542  | 12.0 | 48   | 5  |
| 27t  | Odunze           | CHI    | 44  | 661  | 15.0 | 37   | 6  |
| 27t  | Hockenson (TE)   | MIN    | 44  | 358  | 8.1  | 29   | 2  |
| 29   | Otton (TE)       | TB     | 43  | 411  | 9.6  | 27   | 0  |
| 30   | T. Johnson (TE)  | NYG    | 42  | 456  | 10.9 | 41t  | 5  |
| 31   | Jennings         | SF     | 41  | 458  | 11.2 | 42t  | 5  |
| 32t  | Harrison         | ARI    | 40  | 594  | 14.8 | 45   | 4  |
| 32t  | LaPorta (TE)     | DET    | 40  | 489  | 12.2 | 40t  | 3  |
| 32t  | Goedert (TE)     | PHI    | 40  | 403  | 10.1 | 36   | 7  |
| 35t  | J. Williams      | DET    | 38  | 706  | 18.6 | 64   | 6  |
| 35t  | Moore            | CHI    | 38  | 502  | 13.2 | 42   | 3  |
| 35t  | Shepard          | TB     | 38  | 366  | 9.6  | 36   | 1  |
| 38t  | Kittle (TE)      | SF     | 37  | 396  | 10.7 | 33   | 5  |
| 38t  | Barner (TE)      | SEA    | 37  | 359  | 9.7  | 61   | 4  |
| 40t  | Zaccheaus        | CHI    | 35  | 273  | 7.8  | 16   | 1  |
| 40t  | Barkley (RB)     | PHI    | 35  | 259  | 7.4  | 47t  | 2  |
| 42   | Kupp             | SEA    | 34  | 438  | 12.9 | 67   | 1  |
| 43t  | Addison          | MIN    | 33  | 448  | 13.6 | 81   | 3  |
| 43t  | Kamara (RB)      | NO     | 33  | 186  | 5.6  | 26   | 0  |
| 45t  | Kraft (TE)       | GB     | 32  | 489  | 15.3 | 59   | 6  |
| 45t  | White (RB)       | TB     | 32  | 170  | 5.3  | 18   | 0  |
| 47t  | Bourne           | SF     | 31  | 482  | 15.5 | 56   | 0  |
| 47t  | *Loveland (TE)   | CHI    | 31  | 406  | 13.1 | 58t  | 3  |
| 47t  | J. Williams (RB) | DAL    | 31  | 128  | 4.1  | 14   | 2  |
| 50t  | Dowdle (RB)      | CAR    | 29  | 254  | 8.8  | 36t  | 1  |
| 50t  | Jacobs (RB)      | GB     | 29  | 245  | 8.4  | 31   | 0  |
| 50t  | Dortch           | ARI    | 29  | 206  | 7.1  | 39t  | 3  |

# 2025 NATIONAL FOOTBALL LEAGUE

## NFC RECEIVING YARDAGE LEADERS

| RANK | PLAYER           | TEAM   | YDS  | REC | AVG  | LONG | TD |
|------|------------------|--------|------|-----|------|------|----|
| 1    | Smith-Njigba     | SEA    | 1336 | 82  | 16.3 | 63t  | 7  |
| 2    | Pickens          | DAL    | 1142 | 73  | 15.6 | 45   | 8  |
| 3    | Nacua            | LAR    | 1019 | 86  | 11.8 | 39t  | 4  |
| 4    | St. Brown        | DET    | 884  | 75  | 11.8 | 34   | 9  |
| 5    | McBride (TE)     | ARI    | 879  | 88  | 10.0 | 31   | 8  |
| 6    | Robinson         | NYG    | 828  | 73  | 11.3 | 50   | 3  |
| 7    | *McMillan        | CAR    | 826  | 57  | 14.5 | 43t  | 6  |
| 8    | D. London        | ATL    | 810  | 60  | 13.5 | 43   | 6  |
| 9    | McCaffrey (RB)   | SF     | 806  | 85  | 9.5  | 39   | 5  |
| 10   | D. Smith         | PHI    | 802  | 60  | 13.4 | 79t  | 3  |
| 11   | Jefferson        | MIN    | 799  | 62  | 12.9 | 50   | 2  |
| 12   | *Egbuka          | TB     | 791  | 52  | 15.2 | 77t  | 6  |
| 13   | Olave            | NO     | 781  | 73  | 10.7 | 62t  | 5  |
| 14   | Lamb             | DAL    | 744  | 51  | 14.6 | 74t  | 3  |
| 15   | J. Williams      | DET    | 706  | 38  | 18.6 | 64   | 6  |
| 16   | A. Brown         | PHI    | 699  | 56  | 12.5 | 45   | 6  |
| 17   | Adams            | LAR    | 689  | 52  | 13.3 | 44t  | 14 |
| 18   | Odunze           | CHI    | 661  | 44  | 15.0 | 37   | 6  |
| 19t  | Harrison         | ARI    | 594  | 40  | 14.8 | 45   | 4  |
| 19t  | B. Robinson (RB) | ATL    | 594  | 54  | 11.0 | 69   | 2  |
| 21   | Johnson (TE)     | NO     | 576  | 54  | 10.7 | 52   | 3  |
| 22   | Mi. Wilson       | ARI    | 570  | 50  | 11.4 | 50   | 1  |
| 23   | Doubs            | GB     | 542  | 45  | 12.0 | 48   | 5  |
| 24   | Pitts (TE)       | ATL    | 541  | 56  | 9.7  | 26   | 1  |
| 25   | Shaheed          | NO-SEA | 536  | 48  | 11.2 | 87t  | 2  |
| 26   | Samuel           | WAS    | 534  | 58  | 9.2  | 38   | 5  |
| 27   | Moore            | CHI    | 502  | 38  | 13.2 | 42   | 3  |
| 28   | Ferguson (TE)    | DAL    | 496  | 70  | 7.1  | 26t  | 7  |
| 29   | Ertz (TE)        | WAS    | 493  | 49  | 10.1 | 30   | 4  |
| 30t  | Kraft (TE)       | GB     | 489  | 32  | 15.3 | 59   | 6  |
| 30t  | LaPorta (TE)     | DET    | 489  | 40  | 12.2 | 40t  | 3  |
| 32   | Bourne           | SF     | 482  | 31  | 15.5 | 56   | 0  |
| 33   | Jennings         | SF     | 458  | 41  | 11.2 | 42t  | 5  |
| 34   | T. Johnson (TE)  | NYG    | 456  | 42  | 10.9 | 41t  | 5  |
| 35   | Addison          | MIN    | 448  | 33  | 13.6 | 81   | 3  |
| 36   | Kupp             | SEA    | 438  | 34  | 12.9 | 67   | 1  |
| 37   | Otton (TE)       | TB     | 411  | 43  | 9.6  | 27   | 0  |
| 38   | Slayton          | NYG    | 407  | 26  | 15.7 | 52   | 1  |
| 39   | *Loveland (TE)   | CHI    | 406  | 31  | 13.1 | 58t  | 3  |
| 40   | Goedert (TE)     | PHI    | 403  | 40  | 10.1 | 36   | 7  |
| 41   | Gibbs (RB)       | DET    | 397  | 51  | 7.8  | 42   | 3  |
| 42   | Kittle (TE)      | SF     | 396  | 37  | 10.7 | 33   | 5  |
| 43   | Shepard          | TB     | 366  | 38  | 9.6  | 36   | 1  |
| 44   | Watson           | GB     | 363  | 21  | 17.3 | 52   | 3  |
| 45   | Barner (TE)      | SEA    | 359  | 37  | 9.7  | 61   | 4  |
| 46   | Hockenson (TE)   | MIN    | 358  | 44  | 8.1  | 29   | 2  |
| 47   | Pearsall         | SF     | 347  | 25  | 13.9 | 45   | 0  |
| 48   | *Burden          | CHI    | 328  | 26  | 12.6 | 65t  | 1  |
| 49   | Mooney           | ATL    | 323  | 21  | 15.4 | 49t  | 1  |
| 50   | Nailor           | MIN    | 318  | 20  | 15.9 | 62   | 2  |

# 2025 NATIONAL FOOTBALL LEAGUE

## NFC THIRD-DOWN RECEIVING LEADERS

| RANK | PLAYER           | TEAM   | REC | YDS | AVG  | LONG | TD |
|------|------------------|--------|-----|-----|------|------|----|
| 1t   | D. Smith         | PHI    | 21  | 344 | 16.4 | 52   | 0  |
| 1t   | Robinson         | NYG    | 21  | 265 | 12.6 | 50   | 1  |
| 1t   | McCaffrey (RB)   | SF     | 21  | 235 | 11.2 | 29   | 2  |
| 4t   | Pickens          | DAL    | 20  | 322 | 16.1 | 45   | 1  |
| 4t   | Nacua            | LAR    | 20  | 264 | 13.2 | 31   | 0  |
| 4t   | Olave            | NO     | 20  | 238 | 11.9 | 62t  | 3  |
| 7t   | A. Brown         | PHI    | 17  | 248 | 14.6 | 45   | 1  |
| 7t   | McBride (TE)     | ARI    | 17  | 195 | 11.5 | 26   | 2  |
| 7t   | *McMillan        | CAR    | 17  | 180 | 10.6 | 29   | 1  |
| 7t   | St. Brown        | DET    | 17  | 159 | 9.4  | 25   | 5  |
| 11t  | Odunze           | CHI    | 16  | 265 | 16.6 | 37   | 3  |
| 11t  | Smith-Njigba     | SEA    | 16  | 265 | 16.6 | 63t  | 1  |
| 11t  | T. Johnson (TE)  | NYG    | 16  | 254 | 15.9 | 41t  | 2  |
| 11t  | Lamb             | DAL    | 16  | 248 | 15.5 | 48   | 1  |
| 11t  | Jennings         | SF     | 16  | 231 | 14.4 | 42t  | 3  |
| 16t  | Johnson (TE)     | NO     | 15  | 208 | 13.9 | 52   | 2  |
| 16t  | Pitts (TE)       | ATL    | 15  | 157 | 10.5 | 26   | 0  |
| 16t  | Zaccheaus        | CHI    | 15  | 123 | 8.2  | 14   | 0  |
| 16t  | Ferguson (TE)    | DAL    | 15  | 116 | 7.7  | 19   | 0  |
| 20   | J. Williams      | DET    | 14  | 257 | 18.4 | 44t  | 4  |
| 21t  | Mi. Wilson       | ARI    | 13  | 130 | 10.0 | 34   | 0  |
| 21t  | Shepard          | TB     | 13  | 98  | 7.5  | 16   | 0  |
| 23t  | *Egbuka          | TB     | 12  | 209 | 17.4 | 57   | 3  |
| 23t  | Jefferson        | MIN    | 12  | 173 | 14.4 | 38   | 1  |
| 23t  | Adams            | LAR    | 12  | 168 | 14.0 | 29   | 2  |
| 23t  | Barner (TE)      | SEA    | 12  | 99  | 8.3  | 19   | 1  |
| 27t  | Harrison         | ARI    | 11  | 192 | 17.5 | 35   | 0  |
| 27t  | *Loveland (TE)   | CHI    | 11  | 120 | 10.9 | 24   | 2  |
| 27t  | Kittle (TE)      | SF     | 11  | 95  | 8.6  | 17t  | 4  |
| 27t  | Gibbs (RB)       | DET    | 11  | 79  | 7.2  | 33   | 0  |
| 31t  | Watson           | GB     | 10  | 169 | 16.9 | 52   | 1  |
| 31t  | Kupp             | SEA    | 10  | 146 | 14.6 | 67   | 1  |
| 31t  | Samuel           | WAS    | 10  | 123 | 12.3 | 38   | 0  |
| 31t  | B. Robinson (RB) | ATL    | 10  | 96  | 9.6  | 25   | 0  |
| 35t  | Kraft (TE)       | GB     | 9   | 174 | 19.3 | 59   | 2  |
| 35t  | Pearsall         | SF     | 9   | 128 | 14.2 | 31   | 0  |
| 35t  | Doubs            | GB     | 9   | 126 | 14.0 | 28   | 1  |
| 35t  | Moore            | CHI    | 9   | 111 | 12.3 | 25t  | 1  |
| 35t  | Tracy (RB)       | NYG    | 9   | 101 | 11.2 | 20   | 0  |
| 35t  | Wicks            | GB     | 9   | 94  | 10.4 | 18   | 0  |
| 35t  | LaPorta (TE)     | DET    | 9   | 93  | 10.3 | 16   | 0  |
| 35t  | Dortch           | ARI    | 9   | 81  | 9.0  | 39t  | 1  |
| 35t  | Otton (TE)       | TB     | 9   | 81  | 9.0  | 19   | 0  |
| 35t  | Ertz (TE)        | WAS    | 9   | 65  | 7.2  | 10   | 1  |
| 45t  | Coker            | CAR    | 8   | 105 | 13.1 | 22   | 0  |
| 45t  | Shaheed          | NO-SEA | 8   | 68  | 8.5  | 15   | 0  |
| 47t  | *Golden          | GB     | 7   | 173 | 24.7 | 46   | 0  |
| 47t  | Legette          | CAR    | 7   | 99  | 14.1 | 33   | 1  |
| 47t  | McNichols (RB)   | WAS    | 7   | 92  | 13.1 | 24   | 0  |
| 47t  | Kamara (RB)      | NO     | 7   | 71  | 10.1 | 22   | 0  |
| 47t  | D. London        | ATL    | 7   | 60  | 8.6  | 20   | 1  |
| 47t  | Renfrow          | CAR    | 7   | 45  | 6.4  | 10   | 0  |
| 47t  | Sanders (TE)     | CAR    | 7   | 43  | 6.1  | 11   | 0  |
| 47t  | White (RB)       | TB     | 7   | 36  | 5.1  | 12   | 0  |

# 2025 NATIONAL FOOTBALL LEAGUE

## NFC LEADING SCORERS (NON-KICKING)

| RANK | PLAYER           | TEAM | POS | TOUCHDOWNS |      |     |     |       | X2 | PTS |
|------|------------------|------|-----|------------|------|-----|-----|-------|----|-----|
|      |                  |      |     | TOTAL      | RUSH | REC | RET | KOREC |    |     |
| 1    | Adams            | LAR  | WR  | 14         | 0    | 14  | 0   | 0     | 0  | 84  |
| 2t   | Gibbs            | DET  | RB  | 13         | 10   | 3   | 0   | 0     | 0  | 78  |
| 2t   | McCaffrey        | SF   | RB  | 13         | 8    | 5   | 0   | 0     | 0  | 78  |
| 4    | Jacobs           | GB   | RB  | 11         | 11   | 0   | 0   | 0     | 0  | 66  |
| 5t   | J. Williams      | DAL  | RB  | 10         | 8    | 2   | 0   | 0     | 0  | 60  |
| 5t   | K. Williams      | LAR  | RB  | 10         | 7    | 3   | 0   | 0     | 0  | 60  |
| 7    | St. Brown        | DET  | WR  | 9          | 0    | 9   | 0   | 0     | 0  | 54  |
| 8    | Pickens          | DAL  | WR  | 8          | 0    | 8   | 0   | 0     | 1  | 50  |
| 9t   | Allgeier         | ATL  | RB  | 8          | 8    | 0   | 0   | 0     | 0  | 48  |
| 9t   | Charbonnet       | SEA  | RB  | 8          | 8    | 0   | 0   | 0     | 0  | 48  |
| 9t   | Hurts            | PHI  | QB  | 8          | 8    | 0   | 0   | 0     | 0  | 48  |
| 9t   | McBride          | ARI  | TE  | 8          | 0    | 8   | 0   | 0     | 0  | 48  |
| 13t  | B. Robinson      | ATL  | RB  | 7          | 5    | 2   | 0   | 0     | 1  | 44  |
| 13t  | *Skattebo        | NYG  | RB  | 7          | 5    | 2   | 0   | 0     | 1  | 44  |
| 15t  | *Dart            | NYG  | QB  | 7          | 7    | 0   | 0   | 0     | 0  | 42  |
| 15t  | Ferguson         | DAL  | TE  | 7          | 0    | 7   | 0   | 0     | 0  | 42  |
| 15t  | Goedert          | PHI  | TE  | 7          | 0    | 7   | 0   | 0     | 0  | 42  |
| 15t  | Smith-Njigba     | SEA  | WR  | 7          | 0    | 7   | 0   | 0     | 0  | 42  |
| 19t  | *Egbuka          | TB   | WR  | 6          | 0    | 6   | 0   | 0     | 1  | 38  |
| 19t  | D. London        | ATL  | WR  | 6          | 0    | 6   | 0   | 0     | 1  | 38  |
| 19t  | Montgomery       | DET  | RB  | 6          | 6    | 0   | 0   | 0     | 1  | 38  |
| 22t  | Barkley          | PHI  | RB  | 6          | 4    | 2   | 0   | 0     | 0  | 36  |
| 22t  | A. Brown         | PHI  | WR  | 6          | 0    | 6   | 0   | 0     | 0  | 36  |
| 22t  | Dowdle           | CAR  | RB  | 6          | 5    | 1   | 0   | 0     | 0  | 36  |
| 22t  | *Horton          | SEA  | WR  | 6          | 0    | 5   | 1   | 0     | 0  | 36  |
| 22t  | Kraft            | GB   | TE  | 6          | 0    | 6   | 0   | 0     | 0  | 36  |
| 22t  | *McMillan        | CAR  | WR  | 6          | 0    | 6   | 0   | 0     | 0  | 36  |
| 22t  | Odunze           | CHI  | WR  | 6          | 0    | 6   | 0   | 0     | 0  | 36  |
| 22t  | Samuel           | WAS  | WR  | 6          | 1    | 5   | 0   | 0     | 0  | 36  |
| 22t  | Swift            | CHI  | RB  | 6          | 5    | 1   | 0   | 0     | 0  | 36  |
| 22t  | J. Williams      | DET  | WR  | 6          | 0    | 6   | 0   | 0     | 0  | 36  |
| 32t  | Doubs            | GB   | WR  | 5          | 0    | 5   | 0   | 0     | 1  | 32  |
| 32t  | Jennings         | SF   | WR  | 5          | 0    | 5   | 0   | 0     | 1  | 32  |
| 34t  | Barner           | SEA  | TE  | 5          | 1    | 4   | 0   | 0     | 0  | 30  |
| 34t  | *T. Johnson      | TB   | WR  | 5          | 0    | 5   | 0   | 0     | 0  | 30  |
| 34t  | T. Johnson       | NYG  | TE  | 5          | 0    | 5   | 0   | 0     | 0  | 30  |
| 34t  | Kittle           | SF   | TE  | 5          | 0    | 5   | 0   | 0     | 0  | 30  |
| 34t  | Knight           | ARI  | RB  | 5          | 4    | 1   | 0   | 0     | 0  | 30  |
| 34t  | Mason            | MIN  | RB  | 5          | 5    | 0   | 0   | 0     | 0  | 30  |
| 34t  | *Monangai        | CHI  | RB  | 5          | 5    | 0   | 0   | 0     | 0  | 30  |
| 34t  | Nacua            | LAR  | WR  | 5          | 1    | 4   | 0   | 0     | 0  | 30  |
| 34t  | Olave            | NO   | WR  | 5          | 0    | 5   | 0   | 0     | 0  | 30  |
| 34t  | Tucker           | TB   | RB  | 5          | 4    | 1   | 0   | 0     | 0  | 30  |
| 44t  | Ertz             | WAS  | TE  | 4          | 0    | 4   | 0   | 0     | 1  | 26  |
| 44t  | Harrison         | ARI  | WR  | 4          | 0    | 4   | 0   | 0     | 1  | 26  |
| 46t  | *Croskey-Merritt | WAS  | RB  | 4          | 4    | 0   | 0   | 0     | 0  | 24  |

# 2025 NATIONAL FOOTBALL LEAGUE

## NFC LEADING SCORERS (NON-KICKING)

| RANK | PLAYER       | TEAM | POS | TOUCHDOWNS |      |     |     |       | X2 | PTS |
|------|--------------|------|-----|------------|------|-----|-----|-------|----|-----|
|      |              |      |     | TOTAL      | RUSH | REC | RET | KOREC |    |     |
| 46t  | Dortch       | ARI  | WR  | 4          | 1    | 3   | 0   | 0     | 0  | 24  |
| 46t  | Hubbard      | CAR  | RB  | 4          | 1    | 3   | 0   | 0     | 0  | 24  |
| 46t  | Moore        | CHI  | WR  | 4          | 1    | 3   | 0   | 0     | 0  | 24  |
| 46t  | Rodriguez    | WAS  | RB  | 4          | 4    | 0   | 0   | 0     | 0  | 24  |
| 46t  | Tonges       | SF   | TE  | 4          | 0    | 4   | 0   | 0     | 0  | 24  |
| 46t  | Walker       | SEA  | RB  | 4          | 4    | 0   | 0   | 0     | 0  | 24  |
| 46t  | White        | TB   | RB  | 4          | 4    | 0   | 0   | 0     | 0  | 24  |
| 46t  | Ca. Williams | CHI  | QB  | 4          | 3    | 1   | 0   | 0     | 0  | 24  |



# 2025 NATIONAL FOOTBALL LEAGUE

## NFC LEADING SCORERS (KICKING)

| RANK | PLAYER      | TEAM       | PAT   | FG    | FG%    | LONG | PTS |
|------|-------------|------------|-------|-------|--------|------|-----|
| 1    | Myers       | SEA        | 38/38 | 28/33 | 84.8%  | 57   | 122 |
| 2    | Aubrey      | DAL        | 37/38 | 22/24 | 91.7%  | 64   | 103 |
| 3    | McLaughlin  | TB         | 23/24 | 22/26 | 84.6%  | 65   | 89  |
| 4    | Bates       | DET        | 40/42 | 16/20 | 80.0%  | 59   | 88  |
| 5    | Pineiro     | SF         | 18/22 | 22/22 | 100.0% | 59   | 84  |
| 6t   | Reichard    | MIN        | 19/19 | 21/23 | 91.3%  | 62   | 82  |
| 6t   | Santos      | CHI        | 28/28 | 18/22 | 81.8%  | 54   | 82  |
| 8    | Ryland      | ARI        | 27/27 | 18/23 | 78.3%  | 57   | 81  |
| 9t   | *Fitzgerald | CAR        | 20/23 | 19/22 | 86.4%  | 57   | 77  |
| 9t   | Gay         | WAS-SF     | 26/26 | 17/23 | 73.9%  | 56   | 77  |
| 11   | Grupe       | NO         | 15/15 | 18/26 | 69.2%  | 54   | 69  |
| 12   | McManus     | GB         | 22/23 | 15/21 | 71.4%  | 56   | 67  |
| 13   | Elliott     | PHI        | 30/31 | 12/16 | 75.0%  | 58   | 66  |
| 14   | Karty       | LAR        | 23/26 | 10/15 | 66.7%  | 51   | 53  |
| 15   | Romo        | ATL        | 12/13 | 11/14 | 78.6%  | 54   | 45  |
| 16   | Moody       | SF-CHI-WAS | 7/7   | 11/14 | 78.6%  | 48   | 40  |
| 17   | Gano        | NYG        | 9/9   | 9/10  | 90.0%  | 55   | 36  |
| 18   | Gonzalez    | ATL        | 9/9   | 7/8   | 87.5%  | 56   | 30  |
| 19   | Koo         | ATL-NYG    | 10/11 | 6/7   | 85.7%  | 44   | 28  |
| 20   | Mevis       | NYJ-LAR    | 17/17 | 2/2   | 100.0% | 52   | 23  |
| 21   | Havrisik    | GB         | 7/9   | 4/4   | 100.0% | 61   | 19  |
| 22   | McAtamney   | NYG        | 9/12  | 2/2   | 100.0% | 31   | 15  |
| 23   | Smyth       | NO         | 0/0   | 1/1   | 100.0% | 56   | 3   |
| 24   | Gillan      | NYG        | 0/1   | 0/0   | ---    | ---  | 0   |

# 2025 NATIONAL FOOTBALL LEAGUE

## NFC TOUCHBACKS ON KICKOFFS

| RANK | PLAYER     | TEAM       | TB |
|------|------------|------------|----|
| 1    | Evans      | LAR        | 22 |
| 2    | Aubrey     | DAL        | 15 |
| 3    | Gay        | WAS-SF     | 13 |
| 4    | McManus    | GB         | 12 |
| 5t   | Karty      | LAR        | 11 |
| 5t   | Myers      | SEA        | 11 |
| 5t   | Ryland     | ARI        | 11 |
| 5t   | Santos     | CHI        | 11 |
| 9t   | Bates      | DET        | 10 |
| 9t   | Pinion     | ATL        | 10 |
| 11t  | Fitzgerald | CAR        | 9  |
| 11t  | Grupe      | NO         | 9  |
| 13   | Elliott    | PHI        | 8  |
| 14   | Reichard   | MIN        | 7  |
| 15t  | Moody      | SF-CHI-WAS | 6  |
| 15t  | Pineiro    | SF         | 6  |
| 17t  | Gonzalez   | ATL        | 5  |
| 17t  | Havrisik   | GB         | 5  |
| 19t  | Gillan     | NYG        | 4  |
| 19t  | McLaughlin | TB         | 4  |
| 21   | Koo        | ATL-NYG    | 3  |
| 22t  | McAtamney  | NYG        | 2  |
| 22t  | Mevis      | NYJ-LAR    | 2  |
| 24t  | Morstead   | SF         | 1  |
| 24t  | Smyth      | NO         | 1  |

# 2025 NATIONAL FOOTBALL LEAGUE

## NFC MOST YARDS FROM SCRIMMAGE

| RANK | PLAYER           | TEAM   | POS | TOTAL |       |      | RUSHING |     |      | RECEIVING |     |      |
|------|------------------|--------|-----|-------|-------|------|---------|-----|------|-----------|-----|------|
|      |                  |        |     | YDS   | PLAYS | AVG  | YDS     | ATT | AVG  | YDS       | ATT | AVG  |
| 1    | McCaffrey        | SF     | RB  | 1655  | 322   | 5.1  | 849     | 237 | 3.6  | 806       | 85  | 9.5  |
| 2    | B. Robinson      | ATL    | RB  | 1589  | 249   | 6.4  | 995     | 195 | 5.1  | 594       | 54  | 11.0 |
| 3    | Gibbs            | DET    | RB  | 1416  | 226   | 6.3  | 1019    | 175 | 5.8  | 397       | 51  | 7.8  |
| 4    | Smith-Njigba     | SEA    | WR  | 1373  | 88    | 15.6 | 37      | 6   | 6.2  | 1336      | 82  | 16.3 |
| 5    | Dowdle           | CAR    | RB  | 1183  | 221   | 5.4  | 929     | 192 | 4.8  | 254       | 29  | 8.8  |
| 6    | Pickens          | DAL    | WR  | 1142  | 73    | 15.6 | 0       | 0   | ---  | 1142      | 73  | 15.6 |
| 7    | Nacua            | LAR    | WR  | 1092  | 92    | 11.9 | 73      | 6   | 12.2 | 1019      | 86  | 11.8 |
| 8    | J. Williams      | DAL    | RB  | 1083  | 229   | 4.7  | 955     | 198 | 4.8  | 128       | 31  | 4.1  |
| 9    | K. Williams      | LAR    | RB  | 1052  | 207   | 5.1  | 868     | 183 | 4.7  | 184       | 24  | 7.7  |
| 10   | Swift            | CHI    | RB  | 1011  | 185   | 5.5  | 774     | 160 | 4.8  | 237       | 25  | 9.5  |
| 11   | Barkley          | PHI    | RB  | 999   | 233   | 4.3  | 740     | 198 | 3.7  | 259       | 35  | 7.4  |
| 12   | Jacobs           | GB     | RB  | 976   | 215   | 4.5  | 731     | 186 | 3.9  | 245       | 29  | 8.4  |
| 13   | Walker           | SEA    | RB  | 908   | 180   | 5.0  | 733     | 160 | 4.6  | 175       | 20  | 8.8  |
| 14   | St. Brown        | DET    | WR  | 893   | 78    | 11.4 | 9       | 3   | 3.0  | 884       | 75  | 11.8 |
| 15   | McBride          | ARI    | TE  | 879   | 88    | 10.0 | 0       | 0   | ---  | 879       | 88  | 10.0 |
| 16   | Robinson         | NYG    | WR  | 830   | 75    | 11.1 | 2       | 2   | 1.0  | 828       | 73  | 11.3 |
| 17   | *McMillan        | CAR    | WR  | 826   | 57    | 14.5 | 0       | 0   | ---  | 826       | 57  | 14.5 |
| 18   | D. London        | ATL    | WR  | 810   | 60    | 13.5 | 0       | 0   | ---  | 810       | 60  | 13.5 |
| 19   | Jefferson        | MIN    | WR  | 803   | 63    | 12.7 | 4       | 1   | 4.0  | 799       | 62  | 12.9 |
| 20   | D. Smith         | PHI    | WR  | 802   | 60    | 13.4 | 0       | 0   | ---  | 802       | 60  | 13.4 |
| 21   | *Egbuka          | TB     | WR  | 800   | 54    | 14.8 | 9       | 2   | 4.5  | 791       | 52  | 15.2 |
| 22   | Olave            | NO     | WR  | 778   | 74    | 10.5 | -3      | 1   | -3.0 | 781       | 73  | 10.7 |
| 23   | Lamb             | DAL    | WR  | 746   | 52    | 14.3 | 2       | 1   | 2.0  | 744       | 51  | 14.6 |
| 24   | J. Williams      | DET    | WR  | 711   | 43    | 16.5 | 5       | 5   | 1.0  | 706       | 38  | 18.6 |
| 25   | A. Brown         | PHI    | WR  | 699   | 56    | 12.5 | 0       | 0   | ---  | 699       | 56  | 12.5 |
| 26   | Montgomery       | DET    | RB  | 694   | 143   | 4.9  | 543     | 123 | 4.4  | 151       | 20  | 7.6  |
| 27   | Adams            | LAR    | WR  | 689   | 52    | 13.3 | 0       | 0   | ---  | 689       | 52  | 13.3 |
| 28   | *Monangai        | CHI    | RB  | 688   | 131   | 5.3  | 591     | 121 | 4.9  | 97        | 10  | 9.7  |
| 29   | Odunze           | CHI    | WR  | 661   | 44    | 15.0 | 0       | 0   | ---  | 661       | 44  | 15.0 |
| 30   | Kamara           | NO     | RB  | 657   | 164   | 4.0  | 471     | 131 | 3.6  | 186       | 33  | 5.6  |
| 31   | Tracy            | NYG    | RB  | 637   | 135   | 4.7  | 434     | 113 | 3.8  | 203       | 22  | 9.2  |
| 32   | Hubbard          | CAR    | RB  | 627   | 134   | 4.7  | 433     | 111 | 3.9  | 194       | 23  | 8.4  |
| 33   | Mason            | MIN    | RB  | 623   | 135   | 4.6  | 578     | 122 | 4.7  | 45        | 13  | 3.5  |
| 34   | *Skattebo        | NYG    | RB  | 617   | 125   | 4.9  | 410     | 101 | 4.1  | 207       | 24  | 8.6  |
| 35   | Harrison         | ARI    | WR  | 594   | 40    | 14.9 | 0       | 0   | ---  | 594       | 40  | 14.9 |
| 36   | White            | TB     | RB  | 591   | 138   | 4.3  | 421     | 106 | 4.0  | 170       | 32  | 5.3  |
| 37   | *Croskey-Merritt | WAS    | RB  | 586   | 127   | 4.6  | 518     | 118 | 4.4  | 68        | 9   | 7.6  |
| 38   | Samuel           | WAS    | WR  | 583   | 71    | 8.2  | 49      | 13  | 3.8  | 534       | 58  | 9.2  |
| 39   | Shaheed          | NO-SEA | WR  | 577   | 55    | 10.5 | 41      | 7   | 5.9  | 536       | 48  | 11.2 |
| 40   | Johnson          | NO     | TE  | 576   | 54    | 10.7 | 0       | 0   | ---  | 576       | 54  | 10.7 |
| 41   | Mi. Wilson       | ARI    | WR  | 570   | 50    | 11.4 | 0       | 0   | ---  | 570       | 50  | 11.4 |
| 42   | Moore            | CHI    | WR  | 569   | 52    | 10.9 | 67      | 14  | 4.8  | 502       | 38  | 13.2 |
| 43   | Doubs            | GB     | WR  | 542   | 45    | 12.0 | 0       | 0   | ---  | 542       | 45  | 12.0 |
| 44   | Pitts            | ATL    | TE  | 541   | 56    | 9.7  | 0       | 0   | ---  | 541       | 56  | 9.7  |
| 45   | Irving           | TB     | RB  | 511   | 109   | 4.7  | 298     | 88  | 3.4  | 213       | 21  | 10.1 |
| 46   | Charbonnet       | SEA    | RB  | 504   | 134   | 3.8  | 437     | 125 | 3.5  | 67        | 9   | 7.4  |
| 47   | Ferguson         | DAL    | TE  | 497   | 71    | 7.0  | 1       | 1   | 1.0  | 496       | 70  | 7.1  |
| 48   | Ertz             | WAS    | TE  | 493   | 49    | 10.1 | 0       | 0   | ---  | 493       | 49  | 10.1 |
| 49   | Kraft            | GB     | TE  | 492   | 33    | 14.9 | 3       | 1   | 3.0  | 489       | 32  | 15.3 |
| 50   | LaPorta          | DET    | TE  | 489   | 40    | 12.2 | 0       | 0   | ---  | 489       | 40  | 12.2 |

# 2025 NATIONAL FOOTBALL LEAGUE

## NFC LEADERS IN FIRST DOWNS

| RANK | PLAYER           | TEAM | POS | TOTAL | RUSH | REC |
|------|------------------|------|-----|-------|------|-----|
| 1    | McCaffrey        | SF   | RB  | 96    | 54   | 42  |
| 2    | B. Robinson      | ATL  | RB  | 68    | 45   | 23  |
| 3    | Gibbs            | DET  | RB  | 64    | 46   | 18  |
| 4t   | Smith-Njigba     | SEA  | WR  | 61    | 2    | 59  |
| 4t   | K. Williams      | LAR  | RB  | 61    | 53   | 8   |
| 6    | Pickens          | DAL  | WR  | 60    | 0    | 60  |
| 7    | Dowdle           | CAR  | RB  | 58    | 45   | 13  |
| 8    | J. Williams      | DAL  | RB  | 57    | 50   | 7   |
| 9    | Nacua            | LAR  | WR  | 54    | 3    | 51  |
| 10   | Swift            | CHI  | RB  | 53    | 44   | 9   |
| 11   | Jacobs           | GB   | RB  | 50    | 43   | 7   |
| 12   | McBride          | ARI  | TE  | 47    | 0    | 47  |
| 13t  | *McMillan        | CAR  | WR  | 46    | 0    | 46  |
| 13t  | St. Brown        | DET  | WR  | 46    | 1    | 45  |
| 15   | Adams            | LAR  | WR  | 44    | 0    | 44  |
| 16   | Walker           | SEA  | RB  | 43    | 35   | 8   |
| 17   | White            | TB   | RB  | 40    | 32   | 8   |
| 18t  | Barkley          | PHI  | RB  | 39    | 28   | 11  |
| 18t  | D. London        | ATL  | WR  | 39    | 0    | 39  |
| 20   | *Skattebo        | NYG  | RB  | 38    | 27   | 11  |
| 21t  | *Monangai        | CHI  | RB  | 37    | 32   | 5   |
| 21t  | Montgomery       | DET  | RB  | 37    | 28   | 9   |
| 21t  | Odunze           | CHI  | WR  | 37    | 0    | 37  |
| 24   | Mason            | MIN  | RB  | 36    | 35   | 1   |
| 25t  | Hubbard          | CAR  | RB  | 34    | 24   | 10  |
| 25t  | Jefferson        | MIN  | WR  | 34    | 0    | 34  |
| 25t  | Olave            | NO   | WR  | 34    | 0    | 34  |
| 25t  | D. Smith         | PHI  | WR  | 34    | 0    | 34  |
| 29t  | Hurts            | PHI  | QB  | 33    | 33   | 0   |
| 29t  | Tracy            | NYG  | RB  | 33    | 24   | 9   |
| 31t  | Doubs            | GB   | WR  | 32    | 0    | 32  |
| 31t  | Robinson         | NYG  | WR  | 32    | 1    | 31  |
| 31t  | J. Williams      | DET  | WR  | 32    | 0    | 32  |
| 34t  | A. Brown         | PHI  | WR  | 31    | 0    | 31  |
| 34t  | Charbonnet       | SEA  | RB  | 31    | 28   | 3   |
| 36t  | Allgeier         | ATL  | RB  | 29    | 27   | 2   |
| 36t  | *Croskey-Merritt | WAS  | RB  | 29    | 26   | 3   |
| 36t  | *Egbuka          | TB   | WR  | 29    | 0    | 29  |
| 36t  | Harrison         | ARI  | WR  | 29    | 0    | 29  |
| 36t  | Knight           | ARI  | RB  | 29    | 20   | 9   |
| 36t  | Lamb             | DAL  | WR  | 29    | 0    | 29  |
| 36t  | Mi. Wilson       | ARI  | WR  | 29    | 0    | 29  |
| 43t  | *Dart            | NYG  | QB  | 28    | 28   | 0   |
| 43t  | Johnson          | NO   | TE  | 28    | 0    | 28  |
| 43t  | Kamara           | NO   | RB  | 28    | 21   | 7   |
| 43t  | Moore            | CHI  | WR  | 28    | 4    | 24  |
| 43t  | Pitts            | ATL  | TE  | 28    | 0    | 28  |
| 48t  | Barner           | SEA  | TE  | 26    | 8    | 18  |
| 48t  | Corum            | LAR  | RB  | 26    | 26   | 0   |
| 48t  | Wilson           | GB   | RB  | 26    | 22   | 4   |

# 2025 NATIONAL FOOTBALL LEAGUE

## NFC PUNTING YARDS LEADERS

| RANK | PLAYER   | TEAM | POS | PUNTS | YARDS | LONG | AVG  | TB | BLK | DWN | OB | RETURNS |     | IN20 | NET AVG |
|------|----------|------|-----|-------|-------|------|------|----|-----|-----|----|---------|-----|------|---------|
|      |          |      |     |       |       |      |      |    |     |     |    | TOT     | YDS |      |         |
| 1    | Whelan   | GB   | P   | 37    | 1900  | 72   | 51.4 | 6  | 0   | 1   | 4  | 18      | 211 | 12   | 42.4    |
| 2    | Mann     | PHI  | P   | 56    | 2803  | 70   | 50.1 | 6  | 0   | 4   | 8  | 27      | 309 | 16   | 42.4    |
| 3    | Dickson  | SEA  | P   | 37    | 1843  | 60   | 49.8 | 3  | 0   | 6   | 3  | 16      | 248 | 14   | 41.5    |
| 4    | Wright   | MIN  | P   | 50    | 2446  | 77   | 48.9 | 1  | 0   | 3   | 5  | 21      | 195 | 19   | 44.6    |
| 5    | Anger    | DAL  | P   | 35    | 1685  | 62   | 48.1 | 0  | 0   | 1   | 1  | 22      | 198 | 13   | 42.5    |
| 6    | Taylor   | CHI  | P   | 42    | 2012  | 69   | 47.9 | 5  | 0   | 4   | 9  | 19      | 255 | 13   | 39.5    |
| 7    | Way      | WAS  | P   | 38    | 1819  | 64   | 47.9 | 3  | 0   | 7   | 0  | 18      | 68  | 19   | 44.5    |
| 8    | Martin   | CAR  | P   | 44    | 2084  | 68   | 47.4 | 2  | 0   | 6   | 5  | 22      | 293 | 20   | 39.8    |
| 9    | Evans    | LAR  | P   | 36    | 1664  | 68   | 46.2 | 1  | 0   | 3   | 9  | 16      | 228 | 18   | 39.3    |
| 10   | Fox      | DET  | P   | 43    | 1966  | 66   | 45.7 | 0  | 0   | 4   | 1  | 18      | 149 | 23   | 42.3    |
| 11   | Dixon    | TB   | P   | 49    | 2229  | 62   | 45.5 | 4  | 2   | 7   | 4  | 17      | 149 | 20   | 39.2    |
| 12   | *Kroeger | NO   | P   | 43    | 1919  | 61   | 44.6 | 3  | 1   | 7   | 5  | 18      | 219 | 16   | 37.3    |
| 13   | Gillan   | NYG  | P   | 49    | 2182  | 69   | 44.5 | 4  | 0   | 3   | 5  | 21      | 264 | 15   | 37.5    |
| 14   | Pinion   | ATL  | P   | 49    | 2160  | 61   | 44.1 | 1  | 0   | 5   | 8  | 23      | 180 | 25   | 40.0    |
| 15   | Morstead | SF   | P   | 38    | 1657  | 55   | 43.6 | 1  | 0   | 4   | 1  | 20      | 251 | 19   | 36.5    |

# 2025 NATIONAL FOOTBALL LEAGUE

## NFC NET PUNTING YARDS LEADERS

| RANK | PLAYER   | TEAM | POS | PUNTS | YARDS | LONG | AVG  | TB | BLK | DWN | OB | RETURNS |     | IN20 | NET AVG |
|------|----------|------|-----|-------|-------|------|------|----|-----|-----|----|---------|-----|------|---------|
|      |          |      |     |       |       |      |      |    |     |     |    | TOT     | YDS |      |         |
| 1    | Wright   | MIN  | P   | 50    | 2446  | 77   | 48.9 | 1  | 0   | 3   | 5  | 21      | 195 | 19   | 44.6    |
| 2    | Way      | WAS  | P   | 38    | 1819  | 64   | 47.9 | 3  | 0   | 7   | 0  | 18      | 68  | 19   | 44.5    |
| 3    | Anger    | DAL  | P   | 35    | 1685  | 62   | 48.1 | 0  | 0   | 1   | 1  | 22      | 198 | 13   | 42.5    |
| 4    | Whelan   | GB   | P   | 37    | 1900  | 72   | 51.4 | 6  | 0   | 1   | 4  | 18      | 211 | 12   | 42.4    |
| 5    | Mann     | PHI  | P   | 56    | 2803  | 70   | 50.1 | 6  | 0   | 4   | 8  | 27      | 309 | 16   | 42.4    |
| 6    | Fox      | DET  | P   | 43    | 1966  | 66   | 45.7 | 0  | 0   | 4   | 1  | 18      | 149 | 23   | 42.3    |
| 7    | Dickson  | SEA  | P   | 37    | 1843  | 60   | 49.8 | 3  | 0   | 6   | 3  | 16      | 248 | 14   | 41.5    |
| 8    | Pinion   | ATL  | P   | 49    | 2160  | 61   | 44.1 | 1  | 0   | 5   | 8  | 23      | 180 | 25   | 40.0    |
| 9    | Martin   | CAR  | P   | 44    | 2084  | 68   | 47.4 | 2  | 0   | 6   | 5  | 22      | 293 | 20   | 39.8    |
| 10   | Taylor   | CHI  | P   | 42    | 2012  | 69   | 47.9 | 5  | 0   | 4   | 9  | 19      | 255 | 13   | 39.5    |
| 11   | Evans    | LAR  | P   | 36    | 1664  | 68   | 46.2 | 1  | 0   | 3   | 9  | 16      | 228 | 18   | 39.3    |
| 12   | Dixon    | TB   | P   | 49    | 2229  | 62   | 45.5 | 4  | 2   | 7   | 4  | 17      | 149 | 20   | 39.2    |
| 13   | Gillan   | NYG  | P   | 49    | 2182  | 69   | 44.5 | 4  | 0   | 3   | 5  | 21      | 264 | 15   | 37.5    |
| 14   | *Kroeger | NO   | P   | 43    | 1919  | 61   | 44.6 | 3  | 1   | 7   | 5  | 18      | 219 | 16   | 37.3    |
| 15   | Morstead | SF   | P   | 38    | 1657  | 55   | 43.6 | 1  | 0   | 4   | 1  | 20      | 251 | 19   | 36.5    |



# 2025 NATIONAL FOOTBALL LEAGUE

## NFC PUNT RETURN LEADERS

| RANK | PLAYER     | TEAM   | POS | RET | FC | YDS | AVG  | LONG | TD |
|------|------------|--------|-----|-----|----|-----|------|------|----|
| 1    | *Horton    | SEA    | WR  | 16  | 9  | 238 | 14.9 | 95t  | 1  |
| 2    | Shaheed    | NO-SEA | WR  | 18  | 18 | 232 | 12.9 | 40   | 0  |
| 3    | K. Johnson | TB     | WR  | 20  | 10 | 257 | 12.9 | 54   | 0  |
| 4    | Moore      | SF     | WR  | 21  | 5  | 254 | 12.1 | 66   | 0  |
| 5    | *Lane      | WAS    | WR  | 19  | 7  | 223 | 11.7 | 90t  | 1  |
| 6    | Dortch     | ARI    | WR  | 16  | 5  | 185 | 11.6 | 40   | 0  |
| 7    | Duvernay   | CHI    | WR  | 16  | 11 | 165 | 10.3 | 22   | 0  |
| 8    | *Price     | MIN    | WR  | 27  | 9  | 278 | 10.3 | 43   | 0  |
| 9    | Olszewski  | NYG    | WR  | 19  | 12 | 166 | 8.7  | 21   | 0  |
| 10   | X. Smith   | LAR    | WR  | 18  | 12 | 142 | 7.9  | 20   | 0  |
| 11   | Raymond    | DET    | WR  | 20  | 12 | 146 | 7.3  | 65t  | 1  |

# 2025 NATIONAL FOOTBALL LEAGUE

## NFC KICKOFF RETURN LEADERS

| RANK | PLAYER       | TEAM | POS | RET | YDS  | AVG  | LONG | TD |
|------|--------------|------|-----|-----|------|------|------|----|
| 1    | McCaffrey    | WAS  | WR  | 26  | 769  | 29.6 | 58   | 0  |
| 2    | Moore        | SF   | WR  | 25  | 703  | 28.1 | 98   | 0  |
| 3    | Shipley      | PHI  | RB  | 19  | 520  | 27.4 | 41   | 0  |
| 4    | Saylors      | DET  | RB  | 26  | 699  | 26.9 | 39   | 0  |
| 5    | Olszewski    | NYG  | WR  | 23  | 611  | 26.6 | 37   | 0  |
| 6    | Dortch       | ARI  | WR  | 31  | 811  | 26.2 | 39   | 0  |
| 7    | *Price       | MIN  | WR  | 47  | 1227 | 26.1 | 61   | 0  |
| 8    | Duvernay     | CHI  | WR  | 30  | 778  | 25.9 | 56   | 0  |
| 9    | Turpin       | DAL  | WR  | 40  | 1036 | 25.9 | 45   | 0  |
| 10   | *S. Williams | GB   | WR  | 25  | 640  | 25.6 | 36   | 0  |
| 11   | Agnew        | ATL  | WR  | 30  | 741  | 24.7 | 45   | 0  |
| 12   | Miller       | NO   | RB  | 16  | 393  | 24.6 | 43   | 0  |
| 13   | K. Johnson   | TB   | WR  | 18  | 440  | 24.4 | 33   | 0  |
| 14   | Tucker       | TB   | RB  | 19  | 462  | 24.3 | 35   | 0  |
| 15   | Holani       | SEA  | RB  | 16  | 387  | 24.2 | 34   | 0  |
| 16   | *Etienne     | CAR  | RB  | 26  | 617  | 23.7 | 45   | 0  |
| 17   | Brooks       | ATL  | CB  | 15  | 288  | 19.2 | 26   | 0  |

# 2025 NATIONAL FOOTBALL LEAGUE

## NFC INTERCEPTION LEADERS

| RANK | PLAYER          | TEAM    | POS | INT | YARDS | AVG  | LONG | TD |
|------|-----------------|---------|-----|-----|-------|------|------|----|
| 1    | Byard           | CHI     | FS  | 6   | 70    | 11.7 | 35   | 0  |
| 2t   | Ja. Horn        | CAR     | CB  | 5   | 46    | 9.2  | 22   | 0  |
| 2t   | E. Jones        | SEA     | LB  | 5   | 150   | 30.0 | 85t  | 1  |
| 2t   | N. Wright       | CHI     | CB  | 5   | 118   | 23.6 | 74t  | 1  |
| 5    | Edmunds         | CHI     | MLB | 4   | 10    | 2.5  | 10   | 0  |
| 6t   | Bryant          | SEA     | SAF | 3   | 43    | 14.3 | 28   | 0  |
| 6t   | Dean            | TB      | CB  | 3   | 74    | 24.7 | 55t  | 1  |
| 6t   | Durant          | LAR     | CB  | 3   | 60    | 20.0 | 50t  | 1  |
| 6t   | Forbes          | LAR     | CB  | 3   | 43    | 14.3 | 31   | 0  |
| 6t   | M. Jackson      | CAR     | CB  | 3   | 102   | 34.0 | 54   | 1  |
| 6t   | Joseph          | DET     | SAF | 3   | 1     | 0.3  | 1    | 0  |
| 6t   | McKinstry       | NO      | CB  | 3   | 0     | 0.0  | 0    | 0  |
| 6t   | Sainristil      | WAS     | CB  | 3   | 23    | 7.7  | 23   | 0  |
| 6t   | *Watts          | ATL     | SAF | 3   | 0     | 0.0  | 0    | 0  |
| 6t   | E. Williams     | GB      | SAF | 3   | 0     | 0.0  | 0    | 0  |
| 16t  | Bates           | ATL     | FS  | 2   | 20    | 10.0 | 17   | 0  |
| 16t  | Brown           | SF      | SAF | 2   | 4     | 2.0  | 4    | 0  |
| 16t  | *Burke          | ARI     | CB  | 2   | 4     | 2.0  | 4    | 0  |
| 16t  | Curl            | LAR     | SAF | 2   | 0     | 0.0  | 0    | 0  |
| 16t  | Hunt            | PHI     | LB  | 2   | 53    | 26.5 | 42t  | 1  |
| 16t  | Kendrick        | SEA-LAR | CB  | 2   | 0     | 0.0  | 0    | 0  |
| 16t  | Kinchens        | LAR     | SAF | 2   | 53    | 26.5 | 31   | 0  |
| 16t  | Lenoir          | SF      | CB  | 2   | 90    | 45.0 | 64   | 0  |
| 16t  | McKinney        | GB      | SAF | 2   | 0     | 0.0  | 0    | 0  |
| 16t  | Metellus        | MIN     | SAF | 2   | 0     | 0.0  | 0    | 0  |
| 16t  | *Mukuba         | PHI     | SAF | 2   | 41    | 20.5 | 41   | 0  |
| 16t  | Phillips        | NYG     | CB  | 2   | 56    | 28.0 | 56   | 0  |
| 16t  | Taylor-Demerson | ARI     | SAF | 2   | 18    | 9.0  | 18   | 0  |
| 16t  | Wagner          | WAS     | MLB | 2   | 7     | 3.5  | 6    | 0  |
| 16t  | D. Wilson       | DAL     | SAF | 2   | 21    | 10.5 | 21   | 0  |
| 16t  | Winfield        | TB      | SAF | 2   | 5     | 2.5  | 5    | 0  |
| 32t  | Alford          | ATL     | CB  | 1   | 0     | 0.0  | 0    | 0  |
| 32t  | Anzalone        | DET     | MLB | 1   | 14    | 14.0 | 14   | 0  |
| 32t  | Arnold          | DET     | CB  | 1   | 0     | 0.0  | 0    | 0  |
| 32t  | Baker           | ARI     | SS  | 1   | 0     | 0.0  | 0    | 0  |
| 32t  | Baun            | PHI     | LB  | 1   | 0     | 0.0  | 0    | 0  |
| 32t  | Bell            | DAL     | SAF | 1   | 24    | 24.0 | 24   | 0  |
| 32t  | Bland           | DAL     | CB  | 1   | 68    | 68.0 | 68t  | 1  |
| 32t  | Blankenship     | PHI     | SAF | 1   | 0     | 0.0  | 0    | 0  |
| 32t  | *Bowman         | ATL     | SAF | 1   | 0     | 0.0  | 0    | 0  |
| 32t  | *Bridges        | DAL     | CB  | 1   | 7     | 7.0  | 7    | 0  |
| 32t  | Brisker         | CHI     | SAF | 1   | 32    | 32.0 | 32   | 0  |
| 32t  | Browning        | ARI     | LB  | 1   | 4     | 4.0  | 4    | 0  |
| 32t  | *J. Campbell    | PHI     | LB  | 1   | 0     | 0.0  | 0    | 0  |
| 32t  | David           | TB      | OLB | 1   | 3     | 3.0  | 3    | 0  |
| 32t  | Davis-Gaither   | ARI     | LB  | 1   | 0     | 0.0  | 0    | 0  |
| 32t  | DeJean          | PHI     | CB  | 1   | 21    | 21.0 | 21   | 0  |
| 32t  | Dennis          | TB      | LB  | 1   | 0     | 0.0  | 0    | 0  |
| 32t  | Elliss          | ATL     | LB  | 1   | 16    | 16.0 | 16   | 0  |
| 32t  | Flott           | NYG     | CB  | 1   | 68    | 68.0 | 68   | 0  |
| 32t  | Harper          | DET     | SAF | 1   | 0     | 0.0  | 0    | 0  |
| 32t  | Holland         | NYG     | SAF | 1   | 3     | 3.0  | 3    | 0  |
| 32t  | Jobe            | SEA     | CB  | 1   | 0     | 0.0  | 0    | 0  |
| 32t  | Lake            | LAR     | SAF | 1   | 0     | 0.0  | 0    | 0  |
| 32t  | Lattimore       | WAS     | CB  | 1   | 0     | 0.0  | 0    | 0  |

# 2025 NATIONAL FOOTBALL LEAGUE

## NFC INTERCEPTION LEADERS

| RANK | PLAYER      | TEAM    | POS | INT | YARDS | AVG  | LONG | TD |
|------|-------------|---------|-----|-----|-------|------|------|----|
| 32t  | Lawrence    | NYG     | DT  | 1   | 37    | 37.0 | 37   | 0  |
| 32t  | Malone      | ATL     | LB  | 1   | 6     | 6.0  | 6    | 0  |
| 32t  | Maulet      | DET     | CB  | 1   | 0     | 0.0  | 0    | 0  |
| 32t  | McCreary    | TEN-LAR | CB  | 1   | 0     | 0.0  | 0    | 0  |
| 32t  | McDuffie    | GB      | LB  | 1   | 0     | 0.0  | 0    | 0  |
| 32t  | Moehrig     | CAR     | SAF | 1   | 36    | 36.0 | 36   | 0  |
| 32t  | Mustapha    | SF      | SAF | 1   | 0     | 0.0  | 0    | 0  |
| 32t  | Nelson      | TB      | LB  | 1   | 3     | 3.0  | 3t   | 1  |
| 32t  | Okada       | SEA     | SAF | 1   | 0     | 0.0  | 0    | 0  |
| 32t  | *Parrish    | TB      | CB  | 1   | 3     | 3.0  | 3    | 0  |
| 32t  | Reed        | DET     | CB  | 1   | 34    | 34.0 | 34   | 0  |
| 32t  | Reid        | NO      | SS  | 1   | 49    | 49.0 | 49t  | 1  |
| 32t  | *Riley      | NO      | CB  | 1   | 0     | 0.0  | 0    | 0  |
| 32t  | Robertson   | DET     | CB  | 1   | 2     | 2.0  | 2    | 0  |
| 32t  | Rodgers     | MIN     | CB  | 1   | 87    | 87.0 | 87t  | 1  |
| 32t  | *Sanker     | NO      | SAF | 1   | 0     | 0.0  | 0    | 0  |
| 32t  | Scott       | CAR     | SAF | 1   | 0     | 0.0  | 0    | 0  |
| 32t  | T. Smith    | TB      | SAF | 1   | 0     | 0.0  | 0    | 0  |
| 32t  | Smith-Wade  | CAR     | CB  | 1   | 11    | 11.0 | 11t  | 1  |
| 32t  | Stevenson   | CHI     | CB  | 1   | 3     | 3.0  | 3    | 0  |
| 32t  | Taylor      | NO      | CB  | 1   | 11    | 11.0 | 11   | 0  |
| 32t  | Vildor      | TB      | CB  | 1   | 13    | 13.0 | 13   | 0  |
| 32t  | D. Williams | LAR     | CB  | 1   | 18    | 18.0 | 18   | 0  |
| 32t  | G. Williams | ARI     | CB  | 1   | 0     | 0.0  | 0    | 0  |
| 32t  | Ma. Wilson  | ARI     | LB  | 1   | 9     | 9.0  | 9    | 0  |
| 32t  | Wonnum      | CAR     | LB  | 1   | 0     | 0.0  | 0    | 0  |
| 32t  | Woolen      | SEA     | CB  | 1   | 30    | 30.0 | 30   | 0  |

# 2025 NATIONAL FOOTBALL LEAGUE

## NFC SACK LEADERS

| RANK | PLAYER          | TEAM        | POS    | SACKS |
|------|-----------------|-------------|--------|-------|
| 1    | Burns           | NYG         | LB     | 13.0  |
| 2    | Parsons         | GB          | DE-LB  | 12.5  |
| 3    | Sweat           | ARI         | OLB    | 11.0  |
| 4    | Young           | LAR         | LB     | 10.0  |
| 5    | Hutchinson      | DET         | DE     | 8.5   |
| 6t   | Gary            | GB          | DE     | 7.5   |
| 6t   | Sweat           | CHI         | DE     | 7.5   |
| 8t   | Murphy          | SEA         | DT     | 7.0   |
| 8t   | Williams        | SEA         | DE     | 7.0   |
| 10   | Jordan          | NO          | DE     | 6.5   |
| 11t  | Diaby           | TB          | LB     | 6.0   |
| 11t  | Dorlus          | ATL         | DE     | 6.0   |
| 11t  | Muhammad        | DET         | DE     | 6.0   |
| 11t  | Nwosu           | SEA         | LB     | 6.0   |
| 11t  | Verse           | LAR         | LB     | 6.0   |
| 16t  | Armstrong       | WAS         | DE     | 5.5   |
| 16t  | Campbell        | ARI         | DE     | 5.5   |
| 16t  | Turner          | MIN         | LB     | 5.5   |
| 19t  | Lawrence        | SEA         | LB     | 5.0   |
| 19t  | Miller          | WAS         | OLB    | 5.0   |
| 19t  | *Pearce         | ATL         | DE     | 5.0   |
| 19t  | *Walker         | ATL         | DE     | 5.0   |
| 19t  | C. Young        | NO          | DE     | 5.0   |
| 24t  | Granderson      | NO          | DE     | 4.5   |
| 24t  | Z. Harrison     | ATL         | DE     | 4.5   |
| 24t  | Houston         | DAL         | DE     | 4.5   |
| 24t  | J. Martin       | WAS         | DE     | 4.5   |
| 24t  | Wilson          | MIN         | LB     | 4.5   |
| 29t  | Barnes          | DET         | LB     | 4.0   |
| 29t  | D. Brown        | CAR         | DE     | 4.0   |
| 29t  | Campbell        | DET         | LB     | 4.0   |
| 29t  | Clowney         | DAL         | OLB-DE | 4.0   |
| 29t  | Dexter          | CHI         | DT     | 4.0   |
| 29t  | Ferrell         | LAC-SF      | DE     | 4.0   |
| 29t  | Huff            | SF          | DE     | 4.0   |
| 29t  | Ojomo           | PHI         | DT     | 4.0   |
| 29t  | Phillips        | MIA-PHI     | LB     | 4.0   |
| 29t  | Redmond         | MIN         | DL     | 4.0   |
| 29t  | Van Ginkel      | MIN         | OLB    | 4.0   |
| 29t  | Wyatt           | GB          | DT     | 4.0   |
| 41t  | Elliss          | ATL         | LB     | 3.5   |
| 41t  | D. Thomas       | SEA         | LB     | 3.5   |
| 41t  | Turner          | LAR         | DE     | 3.5   |
| 41t  | Vea             | TB          | DT     | 3.5   |
| 45t  | Baun            | PHI         | LB     | 3.0   |
| 45t  | K. Clark        | DAL         | NT     | 3.0   |
| 45t  | Davis           | PHI         | DT     | 3.0   |
| 45t  | Dean            | PHI         | LB     | 3.0   |
| 45t  | Fowler          | DAL         | DE     | 3.0   |
| 45t  | Gardner-Johnson | HOU-BAL-CHI | SAF    | 3.0   |
| 45t  | Hargrave        | MIN         | NT     | 3.0   |
| 45t  | L. London       | ATL         | DT     | 3.0   |
| 45t  | Luvu            | WAS         | LB     | 3.0   |
| 45t  | Nelson          | TB          | LB     | 3.0   |
| 45t  | Nunez-Roches    | NYG         | DT     | 3.0   |

# 2025 NATIONAL FOOTBALL LEAGUE

---

## NFC SACK LEADERS

| RANK | PLAYER     | TEAM | POS | SACKS |
|------|------------|------|-----|-------|
| 45t  | Odighizuwa | DAL  | DT  | 3.0   |
| 45t  | *Scourton  | CAR  | LB  | 3.0   |



# 2025 NATIONAL FOOTBALL LEAGUE

## NFC LEADERS IN FUMBLE RECOVERIES

| RANK | PLAYER       | TEAM    | POS | TOTAL | OWN TEAM | OPP TEAM |
|------|--------------|---------|-----|-------|----------|----------|
| 1    | Love         | GB      | QB  | 5     | 5        | 0        |
| 2    | McCarthy     | MIN     | QB  | 4     | 4        | 0        |
| 3t   | Prescott     | DAL     | QB  | 3     | 3        | 0        |
| 3t   | White        | TB      | RB  | 3     | 3        | 0        |
| 3t   | Ca. Williams | CHI     | QB  | 3     | 3        | 0        |
| 3t   | N. Wright    | CHI     | CB  | 3     | 0        | 3        |
| 7t   | Anderson     | GB      | SAF | 2     | 1        | 1        |
| 7t   | Barner       | SEA     | TE  | 2     | 2        | 0        |
| 7t   | *Collins     | SF      | DT  | 2     | 0        | 2        |
| 7t   | Collins      | ARI     | LB  | 2     | 0        | 2        |
| 7t   | Dexter       | CHI     | DT  | 2     | 0        | 2        |
| 7t   | Kinchens     | LAR     | SAF | 2     | 0        | 2        |
| 7t   | Landman      | LAR     | LB  | 2     | 0        | 2        |
| 7t   | Lawrence     | SEA     | LB  | 2     | 0        | 2        |
| 7t   | Mayfield     | TB      | QB  | 2     | 2        | 0        |
| 7t   | Penix        | ATL     | QB  | 2     | 2        | 0        |
| 7t   | Phillips     | MIA-PHI | LB  | 2     | 0        | 2        |
| 7t   | T. Smith     | TB      | SAF | 2     | 0        | 2        |
| 7t   | Stafford     | LAR     | QB  | 2     | 2        | 0        |
| 7t   | Wentz        | MIN     | QB  | 2     | 2        | 0        |
| 7t   | Werner       | NO      | LB  | 2     | 0        | 2        |
| 7t   | Wilson       | NYG     | QB  | 2     | 2        | 0        |

# 2025 NATIONAL FOOTBALL LEAGUE

## NFC LEADERS IN RECOVERIES OF FUMBLES BY OWN TEAM

| RANK | PLAYER       | TEAM | POS  | REC | YARDS | AVG  | LONG | TD |
|------|--------------|------|------|-----|-------|------|------|----|
| 1    | Love         | GB   | QB   | 5   | 0     | 0.0  | 0    | 0  |
| 2    | McCarthy     | MIN  | QB   | 4   | 0     | 0.0  | 0    | 0  |
| 3t   | Prescott     | DAL  | QB   | 3   | 0     | 0.0  | 0    | 0  |
| 3t   | White        | TB   | RB   | 3   | 0     | 0.0  | 0    | 0  |
| 3t   | Ca. Williams | CHI  | QB   | 3   | 0     | 0.0  | 0    | 0  |
| 6t   | Barner       | SEA  | TE   | 2   | 0     | 0.0  | 0    | 0  |
| 6t   | Mayfield     | TB   | QB   | 2   | 0     | 0.0  | 0    | 0  |
| 6t   | Penix        | ATL  | QB   | 2   | 0     | 0.0  | 0    | 0  |
| 6t   | Stafford     | LAR  | QB   | 2   | 0     | 0.0  | 0    | 0  |
| 6t   | Wentz        | MIN  | QB   | 2   | 0     | 0.0  | 0    | 0  |
| 6t   | Wilson       | NYG  | QB   | 2   | 0     | 0.0  | 0    | 0  |
| 12t  | Agnew        | ATL  | WR   | 1   | 0     | 0.0  | 0    | 0  |
| 12t  | Anderson     | GB   | SAF  | 1   | 0     | 0.0  | 0    | 0  |
| 12t  | Barkley      | PHI  | RB   | 1   | 0     | 0.0  | 0    | 0  |
| 12t  | Barton       | TB   | C-OT | 1   | 0     | 0.0  | 0    | 0  |
| 12t  | Bates        | WAS  | TE   | 1   | 0     | 0.0  | 0    | 0  |
| 12t  | Brandel      | MIN  | C    | 1   | 0     | 0.0  | 0    | 0  |
| 12t  | Brissett     | ARI  | QB   | 1   | 0     | 0.0  | 0    | 0  |
| 12t  | Calcaterra   | PHI  | TE   | 1   | 0     | 0.0  | 0    | 0  |
| 12t  | Covey        | PHI  | WR   | 1   | 0     | 0.0  | 0    | 0  |
| 12t  | Cropper      | DAL  | WR   | 1   | 0     | 0.0  | 0    | 0  |
| 12t  | Dalman       | CHI  | C    | 1   | 0     | 0.0  | 0    | 0  |
| 12t  | Dalton       | CAR  | QB   | 1   | 0     | 0.0  | 0    | 0  |
| 12t  | Daniels      | WAS  | QB   | 1   | 0     | 0.0  | 0    | 0  |
| 12t  | Dortch       | ARI  | WR   | 1   | 0     | 0.0  | 0    | 0  |
| 12t  | Dowdle       | CAR  | RB   | 1   | -1    | -1.0 | -1   | 0  |
| 12t  | *Etienne     | CAR  | RB   | 1   | 0     | 0.0  | 0    | 0  |
| 12t  | Farrell      | SF   | TE   | 1   | 0     | 0.0  | 0    | 0  |
| 12t  | Froholdt     | ARI  | C    | 1   | 0     | 0.0  | 0    | 0  |
| 12t  | Gibbs        | DET  | RB   | 1   | 0     | 0.0  | 0    | 0  |
| 12t  | Goff         | DET  | QB   | 1   | 0     | 0.0  | 0    | 0  |
| 12t  | Hamilton     | WAS  | CB   | 1   | 3     | 3.0  | 3    | 0  |
| 12t  | Hill         | NO   | TE   | 1   | 0     | 0.0  | 0    | 0  |
| 12t  | Hoffman      | DAL  | C    | 1   | 0     | 0.0  | 0    | 0  |
| 12t  | Hubbard      | CAR  | RB   | 1   | 6     | 6.0  | 6    | 0  |
| 12t  | Hurts        | PHI  | QB   | 1   | -3    | -3.0 | -3   | 0  |
| 12t  | D. Jackson   | CHI  | LB   | 1   | 0     | 0.0  | 0    | 0  |
| 12t  | Jacobs       | GB   | RB   | 1   | 0     | 0.0  | 0    | 0  |
| 12t  | A. Jones     | MIN  | RB   | 1   | 0     | 0.0  | 0    | 0  |
| 12t  | Jones        | SF   | QB   | 1   | 0     | 0.0  | 0    | 0  |
| 12t  | Kupp         | SEA  | WR   | 1   | 0     | 0.0  | 0    | 0  |
| 12t  | *Lane        | WAS  | WR   | 1   | 0     | 0.0  | 0    | 0  |
| 12t  | Legette      | CAR  | WR   | 1   | 0     | 0.0  | 0    | 0  |
| 12t  | Lock         | SEA  | QB   | 1   | 0     | 0.0  | 0    | 0  |
| 12t  | Mason        | MIN  | RB   | 1   | 0     | 0.0  | 0    | 0  |
| 12t  | McCaffrey    | SF   | RB   | 1   | 0     | 0.0  | 0    | 0  |
| 12t  | McCoy        | NO   | C    | 1   | 0     | 0.0  | 0    | 0  |
| 12t  | McKivitz     | SF   | OT   | 1   | 0     | 0.0  | 0    | 0  |
| 12t  | McNichols    | WAS  | RB   | 1   | 0     | 0.0  | 0    | 0  |
| 12t  | *Monangai    | CHI  | RB   | 1   | 1     | 1.0  | 1    | 0  |
| 12t  | Moore        | SF   | WR   | 1   | 0     | 0.0  | 0    | 0  |
| 12t  | Neuzil       | ATL  | C    | 1   | 0     | 0.0  | 0    | 0  |
| 12t  | Odunze       | CHI  | WR   | 1   | 0     | 0.0  | 0    | 0  |
| 12t  | Oliver       | MIN  | TE   | 1   | 0     | 0.0  | 0    | 0  |
| 12t  | Pickens      | DAL  | WR   | 1   | 0     | 0.0  | 0    | 0  |

# 2025 NATIONAL FOOTBALL LEAGUE

## NFC LEADERS IN RECOVERIES OF FUMBLES BY OWN TEAM

| RANK | PLAYER       | TEAM | POS | REC | YARDS | AVG | LONG | TD |
|------|--------------|------|-----|-----|-------|-----|------|----|
| 12t  | B. Robinson  | ATL  | RB  | 1   | 0     | 0.0 | 0    | 0  |
| 12t  | Ruiz         | NO   | OG  | 1   | 0     | 0.0 | 0    | 0  |
| 12t  | Russell      | SEA  | FB  | 1   | 3     | 3.0 | 3    | 0  |
| 12t  | Samuel       | WAS  | WR  | 1   | 0     | 0.0 | 0    | 0  |
| 12t  | Saubert      | SEA  | TE  | 1   | 0     | 0.0 | 0    | 0  |
| 12t  | Thomas       | NYG  | OT  | 1   | 0     | 0.0 | 0    | 0  |
| 12t  | Turpin       | DAL  | WR  | 1   | 0     | 0.0 | 0    | 0  |
| 12t  | R. Walker    | GB   | OT  | 1   | 0     | 0.0 | 0    | 0  |
| 12t  | Whittington  | LAR  | WR  | 1   | 0     | 0.0 | 0    | 0  |
| 12t  | Wilkinson    | ATL  | OT  | 1   | 0     | 0.0 | 0    | 0  |
| 12t  | J. Williams  | DAL  | RB  | 1   | 0     | 0.0 | 0    | 0  |
| 12t  | *M. Williams | SF   | DE  | 1   | 0     | 0.0 | 0    | 0  |
| 12t  | Wirfs        | TB   | OT  | 1   | 0     | 0.0 | 0    | 0  |
| 12t  | Young        | CAR  | QB  | 1   | 0     | 0.0 | 0    | 0  |
| 12t  | *Yurosek     | MIN  | TE  | 1   | 0     | 0.0 | 0    | 0  |

# 2025 NATIONAL FOOTBALL LEAGUE

## NFC LEADERS IN RECOVERIES OF FUMBLES BY OPPOSING TEAM

| RANK | PLAYER        | TEAM    | POS    | REC | YARDS | AVG  | LONG | TD |
|------|---------------|---------|--------|-----|-------|------|------|----|
| 1    | N. Wright     | CHI     | CB     | 3   | -1    | -0.3 | 0    | 0  |
| 2t   | *Collins      | SF      | DT     | 2   | 0     | 0.0  | 0    | 0  |
| 2t   | Collins       | ARI     | LB     | 2   | 3     | 1.5  | 3t   | 1  |
| 2t   | Dexter        | CHI     | DT     | 2   | 0     | 0.0  | 0    | 0  |
| 2t   | Kinchens      | LAR     | SAF    | 2   | 13    | 6.5  | 13   | 0  |
| 2t   | Landman       | LAR     | LB     | 2   | 0     | 0.0  | 0    | 0  |
| 2t   | Lawrence      | SEA     | LB     | 2   | 56    | 28.0 | 34t  | 2  |
| 2t   | Phillips      | MIA-PHI | LB     | 2   | 4     | 2.0  | 4    | 0  |
| 2t   | T. Smith      | TB      | SAF    | 2   | 0     | 0.0  | 0    | 0  |
| 2t   | Werner        | NO      | LB     | 2   | 0     | 0.0  | 0    | 0  |
| 11t  | Alford        | ATL     | CB     | 1   | 2     | 2.0  | 2    | 0  |
| 11t  | Allen         | MIN     | DE     | 1   | 0     | 0.0  | 0    | 0  |
| 11t  | Anderson      | GB      | SAF    | 1   | 0     | 0.0  | 0    | 0  |
| 11t  | Baker         | ARI     | SS     | 1   | 1     | 1.0  | 1    | 0  |
| 11t  | Baun          | PHI     | LB     | 1   | 0     | 0.0  | 0    | 0  |
| 11t  | Benson        | ARI     | RB     | 1   | 0     | 0.0  | 0    | 0  |
| 11t  | Blankenship   | PHI     | SAF    | 1   | 0     | 0.0  | 0    | 0  |
| 11t  | Bosa          | SF      | DE     | 1   | 0     | 0.0  | 0    | 0  |
| 11t  | Browning      | ARI     | LB     | 1   | 0     | 0.0  | 0    | 0  |
| 11t  | Bullard       | GB      | SAF    | 1   | 0     | 0.0  | 0    | 0  |
| 11t  | Campbell      | DET     | LB     | 1   | 2     | 2.0  | 2    | 0  |
| 11t  | *Carter       | NYG     | LB     | 1   | -4    | -4.0 | -4   | 0  |
| 11t  | Clowney       | DAL     | OLB-DE | 1   | 0     | 0.0  | 0    | 0  |
| 11t  | David         | TB      | OLB    | 1   | 0     | 0.0  | 0    | 0  |
| 11t  | D. Davis      | NO      | OLB    | 1   | 0     | 0.0  | 0    | 0  |
| 11t  | Davis         | LAR     | DE     | 1   | 0     | 0.0  | 0    | 0  |
| 11t  | Davis-Gaither | ARI     | LB     | 1   | 0     | 0.0  | 0    | 0  |
| 11t  | Deablo        | ATL     | LB     | 1   | 0     | 0.0  | 0    | 0  |
| 11t  | Fiske         | LAR     | DE     | 1   | 0     | 0.0  | 0    | 0  |
| 11t  | Ford          | ATL     | CB     | 1   | 0     | 0.0  | 0    | 0  |
| 11t  | Gary          | GB      | DE     | 1   | 0     | 0.0  | 0    | 0  |
| 11t  | Gifford       | SF      | LB     | 1   | 0     | 0.0  | 0    | 0  |
| 11t  | Gipson        | SF-CAR  | DE     | 1   | 0     | 0.0  | 0    | 0  |
| 11t  | Gordon        | CHI     | CB     | 1   | 0     | 0.0  | 0    | 0  |
| 11t  | Hellams       | ATL     | SAF    | 1   | 0     | 0.0  | 0    | 0  |
| 11t  | Houston       | DAL     | DE     | 1   | 0     | 0.0  | 0    | 0  |
| 11t  | Howden        | NO      | SAF    | 1   | 86    | 86.0 | 86t  | 1  |
| 11t  | Hutchinson    | DET     | DE     | 1   | 0     | 0.0  | 0    | 0  |
| 11t  | T. Jackson    | MIN     | SAF    | 1   | 9     | 9.0  | 9    | 0  |
| 11t  | Jordan        | NO      | DE     | 1   | 0     | 0.0  | 0    | 0  |
| 11t  | Lake          | LAR     | SAF    | 1   | 20    | 20.0 | 20   | 0  |
| 11t  | Lattimore     | WAS     | CB     | 1   | 0     | 0.0  | 0    | 0  |
| 11t  | Lewis         | CAR     | OG     | 1   | 0     | 0.0  | 0    | 0  |
| 11t  | Luter         | SF      | CB     | 1   | 0     | 0.0  | 0    | 0  |
| 11t  | Miller        | TB      | WR     | 1   | 0     | 0.0  | 0    | 0  |
| 11t  | Mitchell      | PHI     | CB     | 1   | 6     | 6.0  | 6    | 0  |
| 11t  | Murray        | DAL     | LB     | 1   | 0     | 0.0  | 0    | 0  |
| 11t  | Nailor        | MIN     | WR     | 1   | 0     | 0.0  | 0    | 0  |
| 11t  | Nixon         | GB      | CB     | 1   | 22    | 22.0 | 22   | 0  |
| 11t  | *Nolen        | ARI     | DT     | 1   | 7     | 7.0  | 7t   | 1  |
| 11t  | Nowaske       | DET     | LB     | 1   | 0     | 0.0  | 0    | 0  |
| 11t  | Okada         | SEA     | SAF    | 1   | 0     | 0.0  | 0    | 0  |
| 11t  | Okudah        | MIN     | CB     | 1   | 0     | 0.0  | 0    | 0  |
| 11t  | *O'Toole      | SEA     | LB     | 1   | 0     | 0.0  | 0    | 0  |
| 11t  | *Pearce       | ATL     | DE     | 1   | 27    | 27.0 | 27   | 0  |

# 2025 NATIONAL FOOTBALL LEAGUE

## NFC LEADERS IN RECOVERIES OF FUMBLES BY OPPOSING TEAM

| RANK | PLAYER      | TEAM    | POS | REC | YARDS | AVG  | LONG | TD |
|------|-------------|---------|-----|-----|-------|------|------|----|
| 11t  | Phillips    | NYG     | CB  | 1   | 0     | 0.0  | 0    | 0  |
| 11t  | Redmond     | MIN     | DL  | 1   | 0     | 0.0  | 0    | 0  |
| 11t  | Reed        | DET     | CB  | 1   | 3     | 3.0  | 3    | 0  |
| 11t  | Richardson  | CAR     | SAF | 1   | 0     | 0.0  | 0    | 0  |
| 11t  | Ringo       | PHI     | CB  | 1   | 0     | 0.0  | 0    | 0  |
| 11t  | *E. Roberts | TB      | DE  | 1   | 0     | 0.0  | 0    | 0  |
| 11t  | Rodgers     | MIN     | CB  | 1   | 66    | 66.0 | 66t  | 1  |
| 11t  | *Sanker     | NO      | SAF | 1   | 27    | 27.0 | 27   | 0  |
| 11t  | Scott       | CAR     | SAF | 1   | 0     | 0.0  | 0    | 0  |
| 11t  | Sieg        | DAL     | LS  | 1   | 0     | 0.0  | 0    | 0  |
| 11t  | *Sigle      | SF      | SAF | 1   | 0     | 0.0  | 0    | 0  |
| 11t  | Smith       | MIN     | FS  | 1   | -1    | -1.0 | -1   | 0  |
| 11t  | Sweat       | ARI     | OLB | 1   | 2     | 2.0  | 2    | 0  |
| 11t  | Sweat       | CHI     | DE  | 1   | 0     | 0.0  | 0    | 0  |
| 11t  | D. Thomas   | SEA     | LB  | 1   | 8     | 8.0  | 8    | 0  |
| 11t  | *Umanmielen | CAR     | LB  | 1   | 0     | 0.0  | 0    | 0  |
| 11t  | Vea         | TB      | DT  | 1   | 0     | 0.0  | 0    | 0  |
| 11t  | *Walker     | ATL     | DE  | 1   | 0     | 0.0  | 0    | 0  |
| 11t  | Ward        | MIN     | SAF | 1   | 0     | 0.0  | 0    | 0  |
| 11t  | Warner      | SF      | MLB | 1   | 0     | 0.0  | 0    | 0  |
| 11t  | White       | NE-SF   | DE  | 1   | 0     | 0.0  | 0    | 0  |
| 11t  | E. Williams | GB      | SAF | 1   | 0     | 0.0  | 0    | 0  |
| 11t  | S. Williams | DAL     | DE  | 1   | 0     | 0.0  | 0    | 0  |
| 11t  | L. Wilson   | CIN-DAL | LB  | 1   | 0     | 0.0  | 0    | 0  |
| 11t  | Winfield    | TB      | SAF | 1   | 0     | 0.0  | 0    | 0  |
| 11t  | Wonnum      | CAR     | LB  | 1   | 19    | 19.0 | 19   | 0  |
| 11t  | C. Young    | NO      | DE  | 1   | -5    | -5.0 | -5   | 0  |

# 2025 NATIONAL FOOTBALL LEAGUE

## NFL LEADING PASSERS

| RANK | PLAYER       | TEAM    | ATT | COMP | COMP% | YDS  | YPA  | TD | TD%  | LONG | INT | INT% | RATING |
|------|--------------|---------|-----|------|-------|------|------|----|------|------|-----|------|--------|
| 1    | Maye         | NE      | 386 | 276  | 71.5% | 3412 | 8.84 | 23 | 6.0% | 72t  | 6   | 1.6% | 111.9  |
| 2    | Stafford     | LAR     | 401 | 266  | 66.3% | 3073 | 7.66 | 32 | 8.0% | 88t  | 4   | 1.0% | 111.7  |
| 3    | Goff         | DET     | 378 | 264  | 69.8% | 3025 | 8.00 | 25 | 6.6% | 64   | 5   | 1.3% | 110.2  |
| 4    | L. Jackson   | BAL     | 227 | 147  | 64.8% | 1841 | 8.11 | 15 | 6.6% | 45   | 4   | 1.8% | 104.5  |
| 5    | Love         | GB      | 361 | 242  | 67.0% | 2794 | 7.74 | 19 | 5.3% | 59   | 3   | 0.8% | 104.3  |
| 6    | Hurts        | PHI     | 342 | 226  | 66.1% | 2514 | 7.35 | 19 | 5.6% | 79t  | 2   | 0.6% | 103.9  |
| 7    | Darnold      | SEA     | 324 | 221  | 68.2% | 2913 | 8.99 | 19 | 5.9% | 67   | 10  | 3.1% | 103.1  |
| 8    | Prescott     | DAL     | 437 | 303  | 69.3% | 3261 | 7.46 | 25 | 5.7% | 74t  | 8   | 1.8% | 102.4  |
| 9    | D. Jones     | IND     | 377 | 256  | 67.9% | 3041 | 8.07 | 19 | 5.0% | 75   | 7   | 1.9% | 101.3  |
| 10   | Allen        | BUF     | 350 | 243  | 69.4% | 2832 | 8.09 | 19 | 5.4% | 54t  | 10  | 2.9% | 99.8   |
| 11   | Jones        | SF      | 289 | 201  | 69.6% | 2151 | 7.44 | 13 | 4.5% | 56   | 6   | 2.1% | 97.4   |
| 12   | Brissett     | ARI     | 302 | 204  | 67.5% | 2188 | 7.25 | 13 | 4.3% | 50   | 4   | 1.3% | 97.4   |
| 13   | Mahomes      | KC      | 441 | 285  | 64.6% | 3238 | 7.34 | 22 | 5.0% | 61   | 7   | 1.6% | 96.5   |
| 14   | Rodgers      | PIT     | 310 | 202  | 65.2% | 2086 | 6.73 | 19 | 6.1% | 80t  | 7   | 2.3% | 95.4   |
| 15   | Herbert      | LAC     | 396 | 265  | 66.9% | 2842 | 7.18 | 21 | 5.3% | 60t  | 10  | 2.5% | 94.9   |
| 16   | Mayfield     | TB      | 387 | 243  | 62.8% | 2600 | 6.72 | 19 | 4.9% | 77t  | 5   | 1.3% | 93.4   |
| 17   | Stroud       | HOU     | 277 | 183  | 66.1% | 1978 | 7.14 | 11 | 4.0% | 50t  | 6   | 2.2% | 91.1   |
| 18   | Penix        | ATL     | 276 | 166  | 60.1% | 1982 | 7.18 | 9  | 3.3% | 69   | 3   | 1.1% | 88.5   |
| 19   | Ca. Williams | CHI     | 396 | 230  | 58.1% | 2722 | 6.87 | 17 | 4.3% | 65t  | 5   | 1.3% | 88.2   |
| 20   | Young        | CAR     | 363 | 230  | 63.4% | 2337 | 6.44 | 18 | 5.0% | 54   | 9   | 2.5% | 87.9   |
| 21   | Rattler      | NO      | 256 | 174  | 68.0% | 1586 | 6.20 | 8  | 3.1% | 87t  | 5   | 2.0% | 86.8   |
| 22   | Tagovailoa   | MIA     | 335 | 225  | 67.2% | 2280 | 6.81 | 17 | 5.1% | 47   | 14  | 4.2% | 85.9   |
| 23   | Nix          | DEN     | 432 | 266  | 61.6% | 2742 | 6.35 | 19 | 4.4% | 52t  | 9   | 2.1% | 85.8   |
| 24   | G. Smith     | LV      | 376 | 253  | 67.3% | 2532 | 6.73 | 15 | 4.0% | 61t  | 14  | 3.7% | 84.0   |
| 25   | Lawrence     | JAX     | 395 | 236  | 59.7% | 2636 | 6.67 | 16 | 4.1% | 50   | 11  | 2.8% | 81.6   |
| 26   | Flacco       | CLE-CIN | 410 | 247  | 60.2% | 2451 | 5.98 | 15 | 3.7% | 44t  | 10  | 2.4% | 79.2   |
| 27   | *C. Ward     | TEN     | 412 | 246  | 59.7% | 2351 | 5.71 | 7  | 1.7% | 47   | 6   | 1.5% | 75.2   |



# 2025 NATIONAL FOOTBALL LEAGUE

## NFL LEADING PASSERS, RANKS

| PLAYER       | TEAM    | ATT | COMP | COMP% | YDS | YPA | TD  | TD% | INT | INT% | RATING |
|--------------|---------|-----|------|-------|-----|-----|-----|-----|-----|------|--------|
| Maye         | NE      | 11  | 3    | 1     | 1   | 2   | 4   | 5   | 11t | 10   | 1      |
| Stafford     | LAR     | 6   | 4t   | 14    | 4   | 8   | 1   | 1   | 4t  | 3    | 2      |
| Goff         | DET     | 12  | 7    | 2     | 6   | 6   | 2t  | 2   | 7t  | 7    | 3      |
| L. Jackson   | BAL     | 28  | 27   | 18    | 26  | 3   | 19t | 3   | 4t  | 12   | 4      |
| Love         | GB      | 16  | 14   | 12    | 10  | 7   | 7t  | 11  | 2t  | 2    | 5      |
| Hurts        | PHI     | 18  | 18   | 15    | 16  | 11  | 7t  | 8   | 1   | 1    | 6      |
| Darnold      | SEA     | 20  | 20   | 6     | 7   | 1   | 7t  | 6   | 21t | 25   | 7      |
| Prescott     | DAL     | 2   | 1    | 5     | 2   | 9   | 2t  | 7   | 18  | 13   | 8      |
| D. Jones     | IND     | 13  | 8    | 8     | 5   | 5   | 7t  | 13  | 15t | 14   | 9      |
| Allen        | BUF     | 17  | 12t  | 4     | 9   | 4   | 7t  | 9   | 21t | 24   | 10     |
| Jones        | SF      | 23  | 23   | 3     | 22  | 10  | 22t | 17  | 11t | 16   | 11     |
| Brissett     | ARI     | 22  | 21   | 9     | 21  | 13  | 22t | 19  | 4t  | 8    | 12     |
| Mahomes      | KC      | 1   | 2    | 19    | 3   | 12  | 5   | 14  | 15t | 11   | 13     |
| Rodgers      | PIT     | 21  | 22   | 17    | 23  | 20  | 7t  | 4   | 15t | 19   | 14     |
| Herbert      | LAC     | 7t  | 6    | 13    | 8   | 15  | 6   | 10  | 21t | 22   | 15     |
| Mayfield     | TB      | 10  | 12t  | 21    | 14  | 21  | 7t  | 16  | 7t  | 6    | 16     |
| Stroud       | HOU     | 24  | 24   | 16    | 25  | 16  | 24t | 23  | 11t | 18   | 17     |
| Penix        | ATL     | 25  | 26   | 24    | 24  | 14  | 26t | 25  | 2t  | 4    | 18     |
| Ca. Williams | CHI     | 7t  | 16t  | 27    | 12  | 17  | 16t | 20  | 7t  | 5    | 19     |
| Young        | CAR     | 15  | 16t  | 20    | 19  | 23  | 15  | 15  | 19t | 21   | 20     |
| Rattler      | NO      | 26  | 25   | 7     | 27  | 25  | 29t | 26  | 7t  | 15   | 21     |
| Tagovailoa   | MIA     | 19  | 19   | 11    | 20  | 18  | 16t | 12  | 26t | 27   | 22     |
| Nix          | DEN     | 3   | 4t   | 22    | 11  | 24  | 7t  | 18  | 19t | 17   | 23     |
| G. Smith     | LV      | 14  | 9    | 10    | 15  | 19  | 19t | 22  | 26t | 26   | 24     |
| Lawrence     | JAX     | 9   | 15   | 25    | 13  | 22  | 18  | 21  | 25  | 23   | 25     |
| Flacco       | CLE-CIN | 5   | 10   | 23    | 17  | 26  | 19t | 24  | 21t | 20   | 26     |
| *C. Ward     | TEN     | 4   | 11   | 26    | 18  | 27  | 31t | 27  | 11t | 9    | 27     |

# 2025 NATIONAL FOOTBALL LEAGUE

## NFL FOURTH-QUARTER PASSING LEADERS

| RANK | PLAYER       | TEAM    | ATT | COMP | COMP% | YDS | YPA  | TD | TD%   | INT | INT% | RATING |
|------|--------------|---------|-----|------|-------|-----|------|----|-------|-----|------|--------|
| 1    | Stafford     | LAR     | 83  | 57   | 68.7% | 773 | 9.31 | 8  | 9.6%  | 0   | 0.0% | 130.2  |
| 2    | Daniels      | WAS     | 38  | 27   | 71.1% | 295 | 7.76 | 4  | 10.5% | 0   | 0.0% | 128.7  |
| 3    | Browning     | CIN     | 38  | 27   | 71.1% | 288 | 7.58 | 4  | 10.5% | 1   | 2.6% | 117.0  |
| 4    | Purdy        | SF      | 33  | 24   | 72.7% | 288 | 8.73 | 3  | 9.1%  | 1   | 3.0% | 116.7  |
| 5    | Allen        | BUF     | 100 | 73   | 73.0% | 943 | 9.43 | 6  | 6.0%  | 2   | 2.0% | 113.9  |
| 6    | G. Smith     | LV      | 107 | 81   | 75.7% | 851 | 7.95 | 7  | 6.5%  | 2   | 1.9% | 112.3  |
| 7    | L. Jackson   | BAL     | 46  | 29   | 63.0% | 397 | 8.63 | 4  | 8.7%  | 1   | 2.2% | 110.5  |
| 8    | Rodgers      | PIT     | 89  | 61   | 68.5% | 597 | 6.71 | 8  | 9.0%  | 2   | 2.2% | 107.7  |
| 9    | Hurts        | PHI     | 98  | 64   | 65.3% | 809 | 8.26 | 6  | 6.1%  | 1   | 1.0% | 107.1  |
| 10   | Brissett     | ARI     | 82  | 54   | 65.9% | 571 | 6.96 | 5  | 6.1%  | 0   | 0.0% | 106.3  |
| 11   | Fields       | NYJ     | 66  | 42   | 63.6% | 454 | 6.88 | 4  | 6.1%  | 0   | 0.0% | 104.0  |
| 12   | Goff         | DET     | 90  | 54   | 60.0% | 547 | 6.08 | 7  | 7.8%  | 0   | 0.0% | 103.3  |
| 13   | Ca. Williams | CHI     | 83  | 48   | 57.8% | 684 | 8.24 | 5  | 6.0%  | 1   | 1.2% | 99.7   |
| 14   | Mahomes      | KC      | 102 | 57   | 55.9% | 787 | 7.72 | 8  | 7.8%  | 2   | 2.0% | 98.8   |
| 15   | Love         | GB      | 93  | 56   | 60.2% | 640 | 6.88 | 6  | 6.5%  | 1   | 1.1% | 98.0   |
| 16   | Murray       | ARI     | 35  | 23   | 65.7% | 204 | 5.83 | 3  | 8.6%  | 1   | 2.9% | 97.8   |
| 17   | Wentz        | MIN     | 56  | 35   | 62.5% | 412 | 7.36 | 3  | 5.4%  | 1   | 1.8% | 95.2   |
| 18   | Cousins      | ATL     | 47  | 28   | 59.6% | 292 | 6.21 | 2  | 4.3%  | 0   | 0.0% | 91.8   |
| 19   | Maye         | NE      | 87  | 57   | 65.5% | 673 | 7.74 | 2  | 2.3%  | 1   | 1.1% | 91.8   |
| 20   | Herbert      | LAC     | 84  | 55   | 65.5% | 584 | 6.95 | 4  | 4.8%  | 2   | 2.4% | 91.6   |
| 21   | Wilson       | NYG     | 44  | 23   | 52.3% | 319 | 7.25 | 2  | 4.5%  | 0   | 0.0% | 91.0   |
| 22   | Stroud       | HOU     | 73  | 42   | 57.5% | 480 | 6.58 | 5  | 6.8%  | 2   | 2.7% | 88.8   |
| 23   | D. Jones     | IND     | 77  | 48   | 62.3% | 514 | 6.68 | 4  | 5.2%  | 2   | 2.6% | 88.3   |
| 24   | Nix          | DEN     | 123 | 75   | 61.0% | 782 | 6.36 | 7  | 5.7%  | 3   | 2.4% | 88.2   |
| 25   | Prescott     | DAL     | 121 | 81   | 66.9% | 840 | 6.94 | 5  | 4.1%  | 4   | 3.3% | 86.8   |
| 26   | Young        | CAR     | 109 | 65   | 59.6% | 655 | 6.01 | 7  | 6.4%  | 3   | 2.8% | 86.8   |
| 27   | Mayfield     | TB      | 115 | 69   | 60.0% | 710 | 6.17 | 4  | 3.5%  | 1   | 0.9% | 85.8   |
| 28   | Jones        | SF      | 77  | 52   | 67.5% | 579 | 7.52 | 4  | 5.2%  | 4   | 5.2% | 85.4   |
| 29   | Mariota      | WAS     | 57  | 30   | 52.6% | 387 | 6.79 | 3  | 5.3%  | 1   | 1.8% | 84.5   |
| 30   | Darnold      | SEA     | 69  | 45   | 65.2% | 538 | 7.80 | 2  | 2.9%  | 3   | 4.3% | 80.5   |
| 31   | D. Mills     | HOU     | 50  | 27   | 54.0% | 237 | 4.74 | 2  | 4.0%  | 0   | 0.0% | 80.2   |
| 32   | T. Taylor    | NYJ     | 59  | 35   | 59.3% | 360 | 6.10 | 3  | 5.1%  | 2   | 3.4% | 79.8   |
| 33   | *Gabriel     | CLE     | 63  | 35   | 55.6% | 282 | 4.48 | 2  | 3.2%  | 0   | 0.0% | 77.6   |
| 34   | Penix        | ATL     | 65  | 34   | 52.3% | 417 | 6.42 | 1  | 1.5%  | 0   | 0.0% | 77.5   |
| 35   | *Shough      | NO      | 79  | 50   | 63.3% | 459 | 5.81 | 2  | 2.5%  | 2   | 2.5% | 76.9   |
| 36   | Flacco       | CLE-CIN | 153 | 88   | 57.5% | 866 | 5.66 | 5  | 3.3%  | 3   | 2.0% | 76.3   |
| 37   | *C. Ward     | TEN     | 163 | 104  | 63.8% | 895 | 5.49 | 4  | 2.5%  | 4   | 2.5% | 76.1   |
| 38   | McCarthy     | MIN     | 48  | 25   | 52.1% | 311 | 6.48 | 4  | 8.3%  | 3   | 6.3% | 74.2   |
| 39   | Lawrence     | JAX     | 97  | 52   | 53.6% | 576 | 5.94 | 4  | 4.1%  | 3   | 3.1% | 72.4   |
| 40   | Rattler      | NO      | 70  | 43   | 61.4% | 357 | 5.10 | 2  | 2.9%  | 2   | 2.9% | 72.1   |
| 41   | Tagovailoa   | MIA     | 90  | 58   | 64.4% | 588 | 6.53 | 5  | 5.6%  | 7   | 7.8% | 69.1   |
| 42   | *Dart        | NYG     | 58  | 32   | 55.2% | 373 | 6.43 | 2  | 3.4%  | 3   | 5.2% | 64.8   |

# 2025 NATIONAL FOOTBALL LEAGUE

## NFL THIRD-DOWN PASSING LEADERS

| RANK | PLAYER       | TEAM    | ATT | COMP | COMP% | YDS | YPA  | TD | TD%   | INT | INT% | RATING |
|------|--------------|---------|-----|------|-------|-----|------|----|-------|-----|------|--------|
| 1    | Brissett     | ARI     | 61  | 43   | 70.5% | 549 | 9.00 | 3  | 4.9%  | 1   | 1.6% | 107.9  |
| 2    | Hurts        | PHI     | 89  | 60   | 67.4% | 838 | 9.42 | 2  | 2.2%  | 0   | 0.0% | 105.0  |
| 3    | Goff         | DET     | 100 | 62   | 62.0% | 686 | 6.86 | 9  | 9.0%  | 2   | 2.0% | 104.0  |
| 4    | Stroud       | HOU     | 67  | 47   | 70.1% | 472 | 7.04 | 4  | 6.0%  | 1   | 1.5% | 103.6  |
| 5    | Ca. Williams | CHI     | 101 | 63   | 62.4% | 824 | 8.16 | 7  | 6.9%  | 2   | 2.0% | 102.9  |
| 6    | Maye         | NE      | 102 | 67   | 65.7% | 935 | 9.17 | 6  | 5.9%  | 3   | 2.9% | 102.4  |
| 7    | Jones        | SF      | 70  | 42   | 60.0% | 483 | 6.90 | 7  | 10.0% | 2   | 2.9% | 102.3  |
| 8    | D. Jones     | IND     | 84  | 55   | 65.5% | 744 | 8.86 | 2  | 2.4%  | 1   | 1.2% | 96.5   |
| 9    | Prescott     | DAL     | 117 | 76   | 65.0% | 906 | 7.74 | 4  | 3.4%  | 1   | 0.9% | 96.3   |
| 10   | Allen        | BUF     | 81  | 54   | 66.7% | 729 | 9.00 | 4  | 4.9%  | 3   | 3.7% | 96.2   |
| 11   | Love         | GB      | 98  | 57   | 58.2% | 877 | 8.95 | 4  | 4.1%  | 2   | 2.0% | 92.9   |
| 12   | *Dart        | NYG     | 65  | 40   | 61.5% | 453 | 6.97 | 3  | 4.6%  | 1   | 1.5% | 91.4   |
| 13   | Rodgers      | PIT     | 82  | 50   | 61.0% | 534 | 6.51 | 5  | 6.1%  | 2   | 2.4% | 90.2   |
| 14   | Mayfield     | TB      | 97  | 52   | 53.6% | 563 | 5.80 | 6  | 6.2%  | 1   | 1.0% | 87.3   |
| 15   | Darnold      | SEA     | 88  | 55   | 62.5% | 676 | 7.68 | 4  | 4.5%  | 3   | 3.4% | 87.1   |
| 16   | Nix          | DEN     | 127 | 75   | 59.1% | 905 | 7.13 | 5  | 3.9%  | 3   | 2.4% | 84.3   |
| 17   | Stafford     | LAR     | 93  | 47   | 50.5% | 584 | 6.28 | 5  | 5.4%  | 1   | 1.1% | 83.8   |
| 18   | Rattler      | NO      | 63  | 36   | 57.1% | 303 | 4.81 | 3  | 4.8%  | 1   | 1.6% | 79.0   |
| 19   | Herbert      | LAC     | 107 | 64   | 59.8% | 709 | 6.63 | 7  | 6.5%  | 6   | 5.6% | 78.0   |
| 20   | G. Smith     | LV      | 95  | 62   | 65.3% | 707 | 7.44 | 2  | 2.1%  | 4   | 4.2% | 77.0   |
| 21   | Mahomes      | KC      | 95  | 54   | 56.8% | 680 | 7.16 | 4  | 4.2%  | 4   | 4.2% | 75.8   |
| 22   | Young        | CAR     | 92  | 53   | 57.6% | 474 | 5.15 | 3  | 3.3%  | 2   | 2.2% | 73.4   |
| 23   | L. Jackson   | BAL     | 57  | 30   | 52.6% | 373 | 6.54 | 1  | 1.8%  | 1   | 1.8% | 71.7   |
| 24   | Penix        | ATL     | 70  | 35   | 50.0% | 388 | 5.54 | 1  | 1.4%  | 0   | 0.0% | 71.6   |
| 25   | Lawrence     | JAX     | 98  | 54   | 55.1% | 701 | 7.15 | 3  | 3.1%  | 5   | 5.1% | 66.8   |
| 26   | *C. Ward     | TEN     | 103 | 52   | 50.5% | 638 | 6.19 | 1  | 1.0%  | 2   | 1.9% | 65.1   |
| 27   | Flacco       | CLE-CIN | 103 | 53   | 51.5% | 625 | 6.07 | 1  | 1.0%  | 3   | 2.9% | 61.3   |
| 28   | Tagovailoa   | MIA     | 80  | 47   | 58.8% | 567 | 7.09 | 2  | 2.5%  | 6   | 7.5% | 57.7   |

# 2025 NATIONAL FOOTBALL LEAGUE

## NFL LEADING RUSHERS

| RANK | PLAYER           | TEAM | ATT | YDS  | AVG | LONG | TD |
|------|------------------|------|-----|------|-----|------|----|
| 1    | Taylor           | IND  | 226 | 1282 | 5.7 | 83t  | 15 |
| 2    | Cook             | BUF  | 231 | 1228 | 5.3 | 64t  | 8  |
| 3    | Achane           | MIA  | 186 | 1034 | 5.6 | 59t  | 6  |
| 4    | Gibbs            | DET  | 175 | 1019 | 5.8 | 78t  | 10 |
| 5    | B. Robinson      | ATL  | 195 | 995  | 5.1 | 81t  | 5  |
| 6    | J. Williams      | DAL  | 198 | 955  | 4.8 | 66   | 8  |
| 7    | Henry            | BAL  | 197 | 931  | 4.7 | 59   | 10 |
| 8    | Dowdle           | CAR  | 192 | 929  | 4.8 | 53   | 5  |
| 9    | K. Williams      | LAR  | 183 | 868  | 4.7 | 34   | 7  |
| 10   | McCaffrey        | SF   | 237 | 849  | 3.6 | 20   | 8  |
| 11   | Etienne          | JAX  | 181 | 843  | 4.7 | 71   | 5  |
| 12   | Hall             | NYJ  | 187 | 834  | 4.5 | 35   | 3  |
| 13   | Swift            | CHI  | 160 | 774  | 4.8 | 25   | 5  |
| 14   | Dobbins          | DEN  | 153 | 772  | 5.0 | 41   | 4  |
| 15   | *Judkins         | CLE  | 196 | 758  | 3.9 | 46t  | 7  |
| 16   | Barkley          | PHI  | 198 | 740  | 3.7 | 65t  | 4  |
| 17   | Walker           | SEA  | 160 | 733  | 4.6 | 31   | 4  |
| 18   | Jacobs           | GB   | 186 | 731  | 3.9 | 29   | 11 |
| 19   | C. Brown         | CIN  | 160 | 704  | 4.4 | 37   | 2  |
| 20   | J. Warren        | PIT  | 151 | 639  | 4.2 | 37   | 4  |
| 21   | *Jeanty          | LV   | 181 | 635  | 3.5 | 64t  | 4  |
| 22   | *Henderson       | NE   | 129 | 625  | 4.8 | 69t  | 5  |
| 23   | *Monangai        | CHI  | 121 | 591  | 4.9 | 39   | 5  |
| 24   | Pollard          | TEN  | 150 | 582  | 3.9 | 21   | 2  |
| 25   | Mason            | MIN  | 122 | 578  | 4.7 | 24   | 5  |
| 26t  | Montgomery       | DET  | 123 | 543  | 4.4 | 72   | 6  |
| 26t  | Vidal            | LAC  | 121 | 543  | 4.5 | 59t  | 3  |
| 28   | *Croskey-Merritt | WAS  | 118 | 518  | 4.4 | 42   | 4  |
| 29   | Hunt             | KC   | 130 | 515  | 4.0 | 33   | 7  |
| 30   | *Marks           | HOU  | 134 | 486  | 3.6 | 23   | 2  |
| 31   | Kamara           | NO   | 131 | 471  | 3.6 | 18t  | 1  |
| 32   | Chubb            | HOU  | 114 | 469  | 4.1 | 27t  | 3  |
| 33   | Charbonnet       | SEA  | 125 | 437  | 3.5 | 30   | 8  |
| 34   | Tracy            | NYG  | 113 | 434  | 3.8 | 31t  | 1  |
| 35   | Hubbard          | CAR  | 111 | 433  | 3.9 | 14   | 1  |
| 36   | Corum            | LAR  | 89  | 422  | 4.7 | 34   | 2  |
| 37   | White            | TB   | 106 | 421  | 4.0 | 16   | 4  |
| 38   | *Skattebo        | NYG  | 101 | 410  | 4.1 | 24   | 5  |
| 39   | Allen (QB)       | BUF  | 78  | 409  | 5.2 | 40   | 11 |
| 40   | Fields (QB)      | NYJ  | 71  | 383  | 5.4 | 43t  | 4  |
| 41   | Gainwell         | PIT  | 76  | 356  | 4.7 | 55   | 3  |
| 42   | Herbert (QB)     | LAC  | 57  | 353  | 6.2 | 41   | 1  |
| 43   | Mahomes (QB)     | KC   | 55  | 348  | 6.3 | 22   | 4  |
| 44   | Pacheco          | KC   | 81  | 345  | 4.3 | 16   | 1  |
| 45   | Allgeier         | ATL  | 97  | 344  | 3.5 | 21t  | 8  |
| 46   | Wilson           | GB   | 85  | 341  | 4.0 | 15   | 3  |
| 47   | *Dart (QB)       | NYG  | 61  | 337  | 5.5 | 24t  | 7  |
| 48   | Hurts (QB)       | PHI  | 84  | 329  | 3.9 | 29   | 8  |
| 49   | B. Robinson      | SF   | 72  | 328  | 4.6 | 19   | 2  |
| 50   | Stevenson        | NE   | 101 | 324  | 3.2 | 22   | 3  |

# 2025 NATIONAL FOOTBALL LEAGUE

## NFL THIRD-AND-ONE RUSHING LEADERS

| RANK | PLAYER            | TEAM | ATT | FD | PCT    |
|------|-------------------|------|-----|----|--------|
| 1t   | J. Warren         | PIT  | 9   | 9  | 100.0% |
| 1t   | D. Jones (QB)     | IND  | 7   | 7  | 100.0% |
| 1t   | Hall              | NYJ  | 6   | 6  | 100.0% |
| 1t   | Tucker            | TB   | 6   | 6  | 100.0% |
| 1t   | Nix (QB)          | DEN  | 5   | 5  | 100.0% |
| 1t   | Brissett (QB)     | ARI  | 4   | 4  | 100.0% |
| 1t   | *Croskey-Merritt  | WAS  | 4   | 4  | 100.0% |
| 1t   | Rattler (QB)      | NO   | 4   | 4  | 100.0% |
| 1t   | Vidal             | LAC  | 4   | 4  | 100.0% |
| 1t   | M. Carter         | ARI  | 3   | 3  | 100.0% |
| 1t   | Montgomery        | DET  | 3   | 3  | 100.0% |
| 1t   | Perine            | CIN  | 3   | 3  | 100.0% |
| 13t  | Fields (QB)       | NYJ  | 9   | 8  | 88.9%  |
| 13t  | Herbert (QB)      | LAC  | 9   | 8  | 88.9%  |
| 15t  | White             | TB   | 8   | 7  | 87.5%  |
| 15t  | K. Williams       | LAR  | 8   | 7  | 87.5%  |
| 17   | Swift             | CHI  | 7   | 6  | 85.7%  |
| 18t  | Barner (TE)       | SEA  | 6   | 5  | 83.3%  |
| 18t  | *Gordon           | MIA  | 6   | 5  | 83.3%  |
| 20t  | Allen (QB)        | BUF  | 10  | 8  | 80.0%  |
| 20t  | C. Brown          | CIN  | 5   | 4  | 80.0%  |
| 20t  | Charbonnet        | SEA  | 5   | 4  | 80.0%  |
| 20t  | Knight            | ARI  | 5   | 4  | 80.0%  |
| 20t  | Lawrence (QB)     | JAX  | 5   | 4  | 80.0%  |
| 25   | Hunt              | KC   | 17  | 13 | 76.5%  |
| 26t  | Taylor            | IND  | 8   | 6  | 75.0%  |
| 26t  | Cook              | BUF  | 4   | 3  | 75.0%  |
| 26t  | Gibbs             | DET  | 4   | 3  | 75.0%  |
| 26t  | *Hampton          | LAC  | 4   | 3  | 75.0%  |
| 26t  | J. Williams       | DAL  | 4   | 3  | 75.0%  |
| 31   | McCaffrey         | SF   | 11  | 8  | 72.7%  |
| 32   | Jones (QB)        | SF   | 7   | 5  | 71.4%  |
| 33t  | Jacobs            | GB   | 12  | 8  | 66.7%  |
| 33t  | Andrews (TE)      | BAL  | 6   | 4  | 66.7%  |
| 33t  | Hill (TE)         | NO   | 6   | 4  | 66.7%  |
| 33t  | Maye (QB)         | NE   | 6   | 4  | 66.7%  |
| 37   | G. Smith (QB)     | LV   | 8   | 5  | 62.5%  |
| 38t  | Henry             | BAL  | 10  | 6  | 60.0%  |
| 38t  | Chubb             | HOU  | 5   | 3  | 60.0%  |
| 38t  | Wilson            | GB   | 5   | 3  | 60.0%  |
| 41   | Mason             | MIN  | 7   | 4  | 57.1%  |
| 42t  | Allgeier          | ATL  | 9   | 5  | 55.6%  |
| 42t  | Rodriguez         | WAS  | 9   | 5  | 55.6%  |
| 44t  | Hurts (QB)        | PHI  | 11  | 6  | 54.5%  |
| 44t  | *Judkins          | CLE  | 11  | 6  | 54.5%  |
| 46t  | *Marks            | HOU  | 8   | 4  | 50.0%  |
| 46t  | *Jeanty           | LV   | 6   | 3  | 50.0%  |
| 46t  | B. Robinson       | ATL  | 6   | 3  | 50.0%  |
| 46t  | Ca. Williams (QB) | CHI  | 6   | 3  | 50.0%  |

# 2025 NATIONAL FOOTBALL LEAGUE

## NFL LEADERS IN RECEPTIONS

| RANK | PLAYER           | TEAM   | REC | YDS  | AVG  | LONG | TD |
|------|------------------|--------|-----|------|------|------|----|
| 1    | McBride (TE)     | ARI    | 88  | 879  | 10.0 | 31   | 8  |
| 2t   | Nacua            | LAR    | 86  | 1019 | 11.8 | 39t  | 4  |
| 2t   | Chase            | CIN    | 86  | 971  | 11.3 | 64t  | 5  |
| 4    | McCaffrey (RB)   | SF     | 85  | 806  | 9.5  | 39   | 5  |
| 5    | Smith-Njigba     | SEA    | 82  | 1336 | 16.3 | 63t  | 7  |
| 6    | St. Brown        | DET    | 75  | 884  | 11.8 | 34   | 9  |
| 7t   | Pickens          | DAL    | 73  | 1142 | 15.6 | 45   | 8  |
| 7t   | Robinson         | NYG    | 73  | 828  | 11.3 | 50   | 3  |
| 7t   | Olave            | NO     | 73  | 781  | 10.7 | 62t  | 5  |
| 10   | Ferguson (TE)    | DAL    | 70  | 496  | 7.1  | 26t  | 7  |
| 11   | Diggs            | NE     | 64  | 705  | 11.0 | 33   | 3  |
| 12   | Jefferson        | MIN    | 62  | 799  | 12.9 | 50   | 2  |
| 13t  | D. London        | ATL    | 60  | 810  | 13.5 | 43   | 6  |
| 13t  | D. Smith         | PHI    | 60  | 802  | 13.4 | 79t  | 3  |
| 13t  | Flowers          | BAL    | 60  | 767  | 12.8 | 56   | 1  |
| 13t  | Allen            | LAC    | 60  | 622  | 10.4 | 31   | 4  |
| 13t  | Pittman          | IND    | 60  | 620  | 10.3 | 27t  | 7  |
| 18t  | Kelce (TE)       | KC     | 59  | 719  | 12.2 | 44   | 5  |
| 18t  | Schultz (TE)     | HOU    | 59  | 552  | 9.4  | 47   | 1  |
| 20t  | *Warren (TE)     | IND    | 58  | 684  | 11.8 | 41   | 4  |
| 20t  | McConkey         | LAC    | 58  | 683  | 11.8 | 58   | 5  |
| 20t  | Samuel           | WAS    | 58  | 534  | 9.2  | 38   | 5  |
| 23t  | *McMillan        | CAR    | 57  | 826  | 14.5 | 43t  | 6  |
| 23t  | Collins          | HOU    | 57  | 795  | 13.9 | 54   | 4  |
| 25t  | A. Brown         | PHI    | 56  | 699  | 12.5 | 45   | 6  |
| 25t  | Pitts (TE)       | ATL    | 56  | 541  | 9.7  | 26   | 1  |
| 27   | Shakir           | BUF    | 55  | 569  | 10.3 | 54t  | 3  |
| 28t  | B. Robinson (RB) | ATL    | 54  | 594  | 11.0 | 69   | 2  |
| 28t  | Johnson (TE)     | NO     | 54  | 576  | 10.7 | 52   | 3  |
| 28t  | Achane (RB)      | MIA    | 54  | 370  | 6.9  | 29t  | 4  |
| 31t  | *Egbuka          | TB     | 52  | 791  | 15.2 | 77t  | 6  |
| 31t  | Waddle           | MIA    | 52  | 762  | 14.7 | 46t  | 5  |
| 31t  | Adams            | LAR    | 52  | 689  | 13.3 | 44t  | 14 |
| 34t  | Lamb             | DAL    | 51  | 744  | 14.6 | 74t  | 3  |
| 34t  | Meyers           | LV-JAX | 51  | 597  | 11.7 | 50   | 2  |
| 34t  | *Fannin (TE)     | CLE    | 51  | 505  | 9.9  | 34t  | 3  |
| 34t  | Gibbs (RB)       | DET    | 51  | 397  | 7.8  | 42   | 3  |
| 38t  | Sutton           | DEN    | 50  | 711  | 14.2 | 52t  | 5  |
| 38t  | Mi. Wilson       | ARI    | 50  | 570  | 11.4 | 50   | 1  |
| 40t  | Bowers (TE)      | LV     | 49  | 573  | 11.7 | 38   | 5  |
| 40t  | Ertz (TE)        | WAS    | 49  | 493  | 10.1 | 30   | 4  |
| 42t  | Shaheed          | NO-SEA | 48  | 536  | 11.2 | 87t  | 2  |
| 42t  | Franklin         | DEN    | 48  | 530  | 11.0 | 42   | 5  |
| 42t  | C. Brown (RB)    | CIN    | 48  | 287  | 6.0  | 21   | 1  |
| 45t  | Henry (TE)       | NE     | 45  | 610  | 13.6 | 36   | 5  |
| 45t  | Metcalf          | PIT    | 45  | 605  | 13.4 | 80t  | 5  |
| 45t  | Doubs            | GB     | 45  | 542  | 12.0 | 48   | 5  |
| 48t  | Odunze           | CHI    | 44  | 661  | 15.0 | 37   | 6  |
| 48t  | Tucker           | LV     | 44  | 550  | 12.5 | 61t  | 5  |
| 48t  | Hockenson (TE)   | MIN    | 44  | 358  | 8.1  | 29   | 2  |
| 48t  | Gainwell (RB)    | PIT    | 44  | 259  | 5.9  | 28   | 2  |



# 2025 NATIONAL FOOTBALL LEAGUE

## NFL RECEIVING YARDAGE LEADERS

| RANK | PLAYER           | TEAM   | YDS  | REC | AVG  | LONG | TD |
|------|------------------|--------|------|-----|------|------|----|
| 1    | Smith-Njigba     | SEA    | 1336 | 82  | 16.3 | 63t  | 7  |
| 2    | Pickens          | DAL    | 1142 | 73  | 15.6 | 45   | 8  |
| 3    | Nacua            | LAR    | 1019 | 86  | 11.8 | 39t  | 4  |
| 4    | Chase            | CIN    | 971  | 86  | 11.3 | 64t  | 5  |
| 5    | St. Brown        | DET    | 884  | 75  | 11.8 | 34   | 9  |
| 6    | McBride (TE)     | ARI    | 879  | 88  | 10.0 | 31   | 8  |
| 7    | Robinson         | NYG    | 828  | 73  | 11.3 | 50   | 3  |
| 8    | *McMillan        | CAR    | 826  | 57  | 14.5 | 43t  | 6  |
| 9    | D. London        | ATL    | 810  | 60  | 13.5 | 43   | 6  |
| 10   | McCaffrey (RB)   | SF     | 806  | 85  | 9.5  | 39   | 5  |
| 11   | D. Smith         | PHI    | 802  | 60  | 13.4 | 79t  | 3  |
| 12   | Jefferson        | MIN    | 799  | 62  | 12.9 | 50   | 2  |
| 13   | Collins          | HOU    | 795  | 57  | 13.9 | 54   | 4  |
| 14   | *Egbuka          | TB     | 791  | 52  | 15.2 | 77t  | 6  |
| 15   | Olave            | NO     | 781  | 73  | 10.7 | 62t  | 5  |
| 16   | Flowers          | BAL    | 767  | 60  | 12.8 | 56   | 1  |
| 17   | Waddle           | MIA    | 762  | 52  | 14.7 | 46t  | 5  |
| 18   | Lamb             | DAL    | 744  | 51  | 14.6 | 74t  | 3  |
| 19   | Kelce (TE)       | KC     | 719  | 59  | 12.2 | 44   | 5  |
| 20   | Sutton           | DEN    | 711  | 50  | 14.2 | 52t  | 5  |
| 21   | J. Williams      | DET    | 706  | 38  | 18.6 | 64   | 6  |
| 22   | Diggs            | NE     | 705  | 64  | 11.0 | 33   | 3  |
| 23   | A. Brown         | PHI    | 699  | 56  | 12.5 | 45   | 6  |
| 24t  | Adams            | LAR    | 689  | 52  | 13.3 | 44t  | 14 |
| 24t  | Pierce           | IND    | 689  | 33  | 20.9 | 50   | 2  |
| 26   | *Warren (TE)     | IND    | 684  | 58  | 11.8 | 41   | 4  |
| 27   | McConkey         | LAC    | 683  | 58  | 11.8 | 58   | 5  |
| 28   | Odunze           | CHI    | 661  | 44  | 15.0 | 37   | 6  |
| 29   | Allen            | LAC    | 622  | 60  | 10.4 | 31   | 4  |
| 30   | Pittman          | IND    | 620  | 60  | 10.3 | 27t  | 7  |
| 31   | Henry (TE)       | NE     | 610  | 45  | 13.6 | 36   | 5  |
| 32   | Metcalf          | PIT    | 605  | 45  | 13.4 | 80t  | 5  |
| 33   | Meyers           | LV-JAX | 597  | 51  | 11.7 | 50   | 2  |
| 34t  | Harrison         | ARI    | 594  | 40  | 14.8 | 45   | 4  |
| 34t  | B. Robinson (RB) | ATL    | 594  | 54  | 11.0 | 69   | 2  |
| 36   | Johnson (TE)     | NO     | 576  | 54  | 10.7 | 52   | 3  |
| 37   | Higgins          | CIN    | 575  | 40  | 14.4 | 44t  | 7  |
| 38   | Bowers (TE)      | LV     | 573  | 49  | 11.7 | 38   | 5  |
| 39   | Mi. Wilson       | ARI    | 570  | 50  | 11.4 | 50   | 1  |
| 40   | Shakir           | BUF    | 569  | 55  | 10.3 | 54t  | 3  |
| 41   | Schultz (TE)     | HOU    | 552  | 59  | 9.4  | 47   | 1  |
| 42   | Tucker           | LV     | 550  | 44  | 12.5 | 61t  | 5  |
| 43   | Doubs            | GB     | 542  | 45  | 12.0 | 48   | 5  |
| 44   | Pitts (TE)       | ATL    | 541  | 56  | 9.7  | 26   | 1  |
| 45   | Shaheed          | NO-SEA | 536  | 48  | 11.2 | 87t  | 2  |
| 46t  | *Gadsden (TE)    | LAC    | 534  | 38  | 14.1 | 53   | 2  |
| 46t  | Samuel           | WAS    | 534  | 58  | 9.2  | 38   | 5  |
| 48   | Franklin         | DEN    | 530  | 48  | 11.0 | 42   | 5  |
| 49   | Johnston         | LAC    | 525  | 40  | 13.1 | 60t  | 7  |
| 50   | *Fannin (TE)     | CLE    | 505  | 51  | 9.9  | 34t  | 3  |

# 2025 NATIONAL FOOTBALL LEAGUE

## NFL THIRD-DOWN RECEIVING LEADERS

| RANK | PLAYER          | TEAM   | REC | YDS | AVG  | LONG | TD |
|------|-----------------|--------|-----|-----|------|------|----|
| 1    | Allen           | LAC    | 26  | 289 | 11.1 | 31   | 1  |
| 2t   | D. Smith        | PHI    | 21  | 344 | 16.4 | 52   | 0  |
| 2t   | Sutton          | DEN    | 21  | 341 | 16.2 | 34   | 2  |
| 2t   | Robinson        | NYG    | 21  | 265 | 12.6 | 50   | 1  |
| 2t   | McCaffrey (RB)  | SF     | 21  | 235 | 11.2 | 29   | 2  |
| 6t   | Pickens         | DAL    | 20  | 322 | 16.1 | 45   | 1  |
| 6t   | Chase           | CIN    | 20  | 264 | 13.2 | 64t  | 2  |
| 6t   | Nacua           | LAR    | 20  | 264 | 13.2 | 31   | 0  |
| 6t   | Olave           | NO     | 20  | 238 | 11.9 | 62t  | 3  |
| 10t  | Meyers          | LV-JAX | 18  | 183 | 10.2 | 25   | 2  |
| 10t  | Schultz (TE)    | HOU    | 18  | 175 | 9.7  | 20   | 1  |
| 12t  | A. Brown        | PHI    | 17  | 248 | 14.6 | 45   | 1  |
| 12t  | McBride (TE)    | ARI    | 17  | 195 | 11.5 | 26   | 2  |
| 12t  | *McMillan       | CAR    | 17  | 180 | 10.6 | 29   | 1  |
| 12t  | Diggs           | NE     | 17  | 168 | 9.9  | 24   | 1  |
| 12t  | St. Brown       | DET    | 17  | 159 | 9.4  | 25   | 5  |
| 17t  | Odunze          | CHI    | 16  | 265 | 16.6 | 37   | 3  |
| 17t  | Smith-Njigba    | SEA    | 16  | 265 | 16.6 | 63t  | 1  |
| 17t  | T. Johnson (TE) | NYG    | 16  | 254 | 15.9 | 41t  | 2  |
| 17t  | Lamb            | DAL    | 16  | 248 | 15.5 | 48   | 1  |
| 17t  | Jennings        | SF     | 16  | 231 | 14.4 | 42t  | 3  |
| 17t  | Gainwell (RB)   | PIT    | 16  | 95  | 5.9  | 20   | 0  |
| 23t  | Johnson (TE)    | NO     | 15  | 208 | 13.9 | 52   | 2  |
| 23t  | Downs           | IND    | 15  | 169 | 11.3 | 34   | 1  |
| 23t  | Pitts (TE)      | ATL    | 15  | 157 | 10.5 | 26   | 0  |
| 23t  | Shakir          | BUF    | 15  | 141 | 9.4  | 44   | 0  |
| 23t  | Zaccheaus       | CHI    | 15  | 123 | 8.2  | 14   | 0  |
| 23t  | Ferguson (TE)   | DAL    | 15  | 116 | 7.7  | 19   | 0  |
| 29t  | J. Williams     | DET    | 14  | 257 | 18.4 | 44t  | 4  |
| 29t  | *Fannin (TE)    | CLE    | 14  | 151 | 10.8 | 24   | 0  |
| 29t  | Collins         | HOU    | 14  | 149 | 10.6 | 21   | 1  |
| 32t  | Flowers         | BAL    | 13  | 149 | 11.5 | 39   | 0  |
| 32t  | Henry (TE)      | NE     | 13  | 138 | 10.6 | 17   | 0  |
| 32t  | Mi. Wilson      | ARI    | 13  | 130 | 10.0 | 34   | 0  |
| 32t  | Shepard         | TB     | 13  | 98  | 7.5  | 16   | 0  |
| 36t  | *Egbuka         | TB     | 12  | 209 | 17.4 | 57   | 3  |
| 36t  | Jefferson       | MIN    | 12  | 173 | 14.4 | 38   | 1  |
| 36t  | Higgins         | CIN    | 12  | 169 | 14.1 | 42t  | 1  |
| 36t  | Adams           | LAR    | 12  | 168 | 14.0 | 29   | 2  |
| 36t  | McConkey        | LAC    | 12  | 157 | 13.1 | 58   | 2  |
| 36t  | Jeudy           | CLE    | 12  | 151 | 12.6 | 26   | 0  |
| 36t  | M. Washington   | MIA    | 12  | 111 | 9.3  | 19   | 0  |
| 36t  | Barner (TE)     | SEA    | 12  | 99  | 8.3  | 19   | 1  |
| 44t  | Harrison        | ARI    | 11  | 192 | 17.5 | 35   | 0  |
| 44t  | Waddle          | MIA    | 11  | 162 | 14.7 | 45   | 0  |
| 44t  | Mims            | DEN    | 11  | 130 | 11.8 | 31   | 0  |
| 44t  | *Loveland (TE)  | CHI    | 11  | 120 | 10.9 | 24   | 2  |
| 44t  | *Warren (TE)    | IND    | 11  | 102 | 9.3  | 19   | 1  |
| 44t  | Pittman         | IND    | 11  | 97  | 8.8  | 14   | 0  |
| 44t  | Kittle (TE)     | SF     | 11  | 95  | 8.6  | 17t  | 4  |
| 44t  | Smith (TE)      | PIT    | 11  | 92  | 8.4  | 21   | 1  |
| 44t  | Gibbs (RB)      | DET    | 11  | 79  | 7.2  | 33   | 0  |

# 2025 NATIONAL FOOTBALL LEAGUE

## NFL LEADING SCORERS (NON-KICKING)

| RANK | PLAYER       | TEAM | POS | TOUCHDOWNS |      |     |     |       | X2 | PTS |
|------|--------------|------|-----|------------|------|-----|-----|-------|----|-----|
|      |              |      |     | TOTAL      | RUSH | REC | RET | KOREC |    |     |
| 1    | Taylor       | IND  | RB  | 17         | 15   | 2   | 0   | 0     | 1  | 104 |
| 2    | Adams        | LAR  | WR  | 14         | 0    | 14  | 0   | 0     | 0  | 84  |
| 3t   | Gibbs        | DET  | RB  | 13         | 10   | 3   | 0   | 0     | 0  | 78  |
| 3t   | McCaffrey    | SF   | RB  | 13         | 8    | 5   | 0   | 0     | 0  | 78  |
| 5t   | Allen        | BUF  | QB  | 11         | 11   | 0   | 0   | 0     | 0  | 66  |
| 5t   | Jacobs       | GB   | RB  | 11         | 11   | 0   | 0   | 0     | 0  | 66  |
| 7t   | Achane       | MIA  | RB  | 10         | 6    | 4   | 0   | 0     | 0  | 60  |
| 7t   | Henry        | BAL  | RB  | 10         | 10   | 0   | 0   | 0     | 0  | 60  |
| 7t   | J. Williams  | DAL  | RB  | 10         | 8    | 2   | 0   | 0     | 0  | 60  |
| 7t   | K. Williams  | LAR  | RB  | 10         | 7    | 3   | 0   | 0     | 0  | 60  |
| 11t  | Cook         | BUF  | RB  | 9          | 8    | 1   | 0   | 0     | 0  | 54  |
| 11t  | St. Brown    | DET  | WR  | 9          | 0    | 9   | 0   | 0     | 0  | 54  |
| 13   | Pickens      | DAL  | WR  | 8          | 0    | 8   | 0   | 0     | 1  | 50  |
| 14t  | Allgeier     | ATL  | RB  | 8          | 8    | 0   | 0   | 0     | 0  | 48  |
| 14t  | Charbonnet   | SEA  | RB  | 8          | 8    | 0   | 0   | 0     | 0  | 48  |
| 14t  | *Harvey      | DEN  | RB  | 8          | 4    | 4   | 0   | 0     | 0  | 48  |
| 14t  | Hunt         | KC   | RB  | 8          | 7    | 1   | 0   | 0     | 0  | 48  |
| 14t  | Hurts        | PHI  | QB  | 8          | 8    | 0   | 0   | 0     | 0  | 48  |
| 14t  | *Jeanty      | LV   | RB  | 8          | 4    | 4   | 0   | 0     | 0  | 48  |
| 14t  | McBride      | ARI  | TE  | 8          | 0    | 8   | 0   | 0     | 0  | 48  |
| 21t  | Higgins      | CIN  | WR  | 7          | 0    | 7   | 0   | 0     | 1  | 44  |
| 21t  | *Judkins     | CLE  | RB  | 7          | 7    | 0   | 0   | 0     | 1  | 44  |
| 21t  | Pittman      | IND  | WR  | 7          | 0    | 7   | 0   | 0     | 1  | 44  |
| 21t  | B. Robinson  | ATL  | RB  | 7          | 5    | 2   | 0   | 0     | 1  | 44  |
| 21t  | *Skattebo    | NYG  | RB  | 7          | 5    | 2   | 0   | 0     | 1  | 44  |
| 26t  | *Dart        | NYG  | QB  | 7          | 7    | 0   | 0   | 0     | 0  | 42  |
| 26t  | Etienne      | JAX  | RB  | 7          | 5    | 2   | 0   | 0     | 0  | 42  |
| 26t  | Ferguson     | DAL  | TE  | 7          | 0    | 7   | 0   | 0     | 0  | 42  |
| 26t  | Goedert      | PHI  | TE  | 7          | 0    | 7   | 0   | 0     | 0  | 42  |
| 26t  | Johnston     | LAC  | WR  | 7          | 0    | 7   | 0   | 0     | 0  | 42  |
| 26t  | Smith-Njigba | SEA  | WR  | 7          | 0    | 7   | 0   | 0     | 0  | 42  |
| 32t  | *Egbuka      | TB   | WR  | 6          | 0    | 6   | 0   | 0     | 1  | 38  |
| 32t  | D. London    | ATL  | WR  | 6          | 0    | 6   | 0   | 0     | 1  | 38  |
| 32t  | Montgomery   | DET  | RB  | 6          | 6    | 0   | 0   | 0     | 1  | 38  |
| 32t  | Rice         | KC   | WR  | 6          | 1    | 5   | 0   | 0     | 1  | 38  |
| 36t  | Andrews      | BAL  | TE  | 6          | 1    | 5   | 0   | 0     | 0  | 36  |
| 36t  | Barkley      | PHI  | RB  | 6          | 4    | 2   | 0   | 0     | 0  | 36  |
| 36t  | Boutte       | NE   | WR  | 6          | 0    | 6   | 0   | 0     | 0  | 36  |
| 36t  | A. Brown     | PHI  | WR  | 6          | 0    | 6   | 0   | 0     | 0  | 36  |
| 36t  | Dowdle       | CAR  | RB  | 6          | 5    | 1   | 0   | 0     | 0  | 36  |
| 36t  | Franklin     | DEN  | WR  | 5          | 0    | 5   | 0   | 0     | 3  | 36  |
| 36t  | *Henderson   | NE   | RB  | 6          | 5    | 1   | 0   | 0     | 0  | 36  |
| 36t  | *Horton      | SEA  | WR  | 6          | 0    | 5   | 1   | 0     | 0  | 36  |
| 36t  | Kraft        | GB   | TE  | 6          | 0    | 6   | 0   | 0     | 0  | 36  |
| 36t  | *McMillan    | CAR  | WR  | 6          | 0    | 6   | 0   | 0     | 0  | 36  |
| 36t  | Metcalf      | PIT  | WR  | 6          | 1    | 5   | 0   | 0     | 0  | 36  |

# 2025 NATIONAL FOOTBALL LEAGUE

## NFL LEADING SCORERS (NON-KICKING)

| RANK | PLAYER      | TEAM | POS | TOUCHDOWNS |      |     |     |       | X2 | PTS |
|------|-------------|------|-----|------------|------|-----|-----|-------|----|-----|
|      |             |      |     | TOTAL      | RUSH | REC | RET | KOREC |    |     |
| 36t  | Odunze      | CHI  | WR  | 6          | 0    | 6   | 0   | 0     | 0  | 36  |
| 36t  | Samuel      | WAS  | WR  | 6          | 1    | 5   | 0   | 0     | 0  | 36  |
| 36t  | Swift       | CHI  | RB  | 6          | 5    | 1   | 0   | 0     | 0  | 36  |
| 36t  | J. Williams | DET  | WR  | 6          | 0    | 6   | 0   | 0     | 0  | 36  |

# 2025 NATIONAL FOOTBALL LEAGUE

## NFL LEADING SCORERS (KICKING)

| RANK | PLAYER      | TEAM        | PAT   | FG    | FG%    | LONG | PTS |
|------|-------------|-------------|-------|-------|--------|------|-----|
| 1    | Myers       | SEA         | 38/38 | 28/33 | 84.8%  | 57   | 122 |
| 2t   | *Borregales | NE          | 36/38 | 23/26 | 88.5%  | 53   | 105 |
| 2t   | Dicker      | LAC         | 27/27 | 26/28 | 92.9%  | 59   | 105 |
| 4    | Aubrey      | DAL         | 37/38 | 22/24 | 91.7%  | 64   | 103 |
| 5    | Fairbairn   | HOU         | 16/16 | 27/30 | 90.0%  | 57   | 97  |
| 6    | McPherson   | CIN         | 27/27 | 23/26 | 88.5%  | 63   | 96  |
| 7    | *Loop       | BAL         | 29/30 | 22/24 | 91.7%  | 52   | 95  |
| 8    | Butker      | KC          | 28/32 | 21/24 | 87.5%  | 59   | 91  |
| 9    | McLaughlin  | TB          | 23/24 | 22/26 | 84.6%  | 65   | 89  |
| 10   | Bates       | DET         | 40/42 | 16/20 | 80.0%  | 59   | 88  |
| 11t  | Boswell     | PIT         | 30/30 | 19/22 | 86.4%  | 60   | 87  |
| 11t  | Patterson   | MIA         | 24/25 | 21/23 | 91.3%  | 49   | 87  |
| 13   | C. Little   | JAX         | 29/30 | 19/23 | 82.6%  | 68   | 86  |
| 14   | Prater      | BUF         | 34/37 | 17/19 | 89.5%  | 52   | 85  |
| 15t  | Folk        | NYJ         | 18/18 | 22/23 | 95.7%  | 58   | 84  |
| 15t  | Lutz        | DEN         | 27/27 | 19/22 | 86.4%  | 57   | 84  |
| 15t  | Pineiro     | SF          | 18/22 | 22/22 | 100.0% | 59   | 84  |
| 18t  | Reichard    | MIN         | 19/19 | 21/23 | 91.3%  | 62   | 82  |
| 18t  | Santos      | CHI         | 28/28 | 18/22 | 81.8%  | 54   | 82  |
| 20   | Ryland      | ARI         | 27/27 | 18/23 | 78.3%  | 57   | 81  |
| 21t  | *Fitzgerald | CAR         | 20/23 | 19/22 | 86.4%  | 57   | 77  |
| 21t  | Gay         | WAS-SF      | 26/26 | 17/23 | 73.9%  | 56   | 77  |
| 23   | Slye        | TEN         | 13/14 | 21/26 | 80.8%  | 57   | 76  |
| 24   | Grupe       | NO          | 15/15 | 18/26 | 69.2%  | 54   | 69  |
| 25   | McManus     | GB          | 22/23 | 15/21 | 71.4%  | 56   | 67  |
| 26t  | Elliott     | PHI         | 30/31 | 12/16 | 75.0%  | 58   | 66  |
| 26t  | Szmyt       | CLE         | 18/19 | 16/19 | 84.2%  | 55   | 66  |
| 28   | Carlson     | LV          | 15/16 | 16/21 | 76.2%  | 54   | 63  |
| 29t  | Karty       | LAR         | 23/26 | 10/15 | 66.7%  | 51   | 53  |
| 29t  | Shrader     | IND         | 14/14 | 13/14 | 92.9%  | 52   | 53  |
| 31   | Badgley     | IND         | 18/21 | 10/11 | 90.9%  | 53   | 48  |
| 32   | Romo        | ATL         | 12/13 | 11/14 | 78.6%  | 54   | 45  |
| 33   | Moody       | SF-CHI-WAS  | 7/7   | 11/14 | 78.6%  | 48   | 40  |
| 34   | Gano        | NYG         | 9/9   | 9/10  | 90.0%  | 55   | 36  |
| 35   | Gonzalez    | ATL         | 9/9   | 7/8   | 87.5%  | 56   | 30  |
| 36   | Koo         | ATL-NYG     | 10/11 | 6/7   | 85.7%  | 44   | 28  |
| 37   | Mevis       | NYJ-LAR     | 17/17 | 2/2   | 100.0% | 52   | 23  |
| 38t  | Havrisik    | GB          | 7/9   | 4/4   | 100.0% | 61   | 19  |
| 38t  | Wright      | TEN-WAS-HOU | 4/4   | 5/5   | 100.0% | 46   | 19  |
| 40   | McAtamney   | NYG         | 9/12  | 2/2   | 100.0% | 31   | 15  |
| 41   | Smyth       | NO          | 0/0   | 1/1   | 100.0% | 56   | 3   |
| 42   | Gillan      | NYG         | 0/1   | 0/0   | ---    | ---  | 0   |

# 2025 NATIONAL FOOTBALL LEAGUE

## NFL TOUCHBACKS ON KICKOFFS

| RANK | PLAYER     | TEAM        | TB |
|------|------------|-------------|----|
| 1    | Evans      | LAR         | 22 |
| 2t   | Aubrey     | DAL         | 15 |
| 2t   | C. Little  | JAX         | 15 |
| 4    | Lutz       | DEN         | 14 |
| 5t   | Borregales | NE          | 13 |
| 5t   | Gay        | WAS-SF      | 13 |
| 7t   | Dicker     | LAC         | 12 |
| 7t   | Fairbairn  | HOU         | 12 |
| 7t   | McManus    | GB          | 12 |
| 7t   | Slye       | TEN         | 12 |
| 11t  | Karty      | LAR         | 11 |
| 11t  | Myers      | SEA         | 11 |
| 11t  | Ryland     | ARI         | 11 |
| 11t  | Santos     | CHI         | 11 |
| 15t  | Bates      | DET         | 10 |
| 15t  | Butker     | KC          | 10 |
| 15t  | Pinion     | ATL         | 10 |
| 18t  | Fitzgerald | CAR         | 9  |
| 18t  | Grupe      | NO          | 9  |
| 18t  | McPherson  | CIN         | 9  |
| 21t  | Elliott    | PHI         | 8  |
| 21t  | Patterson  | MIA         | 8  |
| 21t  | Prater     | BUF         | 8  |
| 24   | Reichard   | MIN         | 7  |
| 25t  | Folk       | NYJ         | 6  |
| 25t  | Loop       | BAL         | 6  |
| 25t  | Moody      | SF-CHI-WAS  | 6  |
| 25t  | Pineiro    | SF          | 6  |
| 25t  | Szmyt      | CLE         | 6  |
| 30t  | Carlson    | LV          | 5  |
| 30t  | Gonzalez   | ATL         | 5  |
| 30t  | Havrisik   | GB          | 5  |
| 33t  | Gillan     | NYG         | 4  |
| 33t  | McLaughlin | TB          | 4  |
| 35t  | Boswell    | PIT         | 3  |
| 35t  | Koo        | ATL-NYG     | 3  |
| 35t  | McNamara   | NYJ         | 3  |
| 38t  | McAtamney  | NYG         | 2  |
| 38t  | Mevis      | NYJ-LAR     | 2  |
| 38t  | Sanchez    | IND         | 2  |
| 38t  | Shrader    | IND         | 2  |
| 38t  | Wright     | TEN-WAS-HOU | 2  |
| 43t  | Badgley    | IND         | 1  |
| 43t  | Morstead   | SF          | 1  |
| 43t  | Smyth      | NO          | 1  |

# 2025 NATIONAL FOOTBALL LEAGUE

## NFL MOST YARDS FROM SCRIMMAGE

| RANK | PLAYER       | TEAM | POS | TOTAL |       |      | RUSHING |     |      | RECEIVING |     |      |
|------|--------------|------|-----|-------|-------|------|---------|-----|------|-----------|-----|------|
|      |              |      |     | YDS   | PLAYS | AVG  | YDS     | ATT | AVG  | YDS       | ATT | AVG  |
| 1    | McCaffrey    | SF   | RB  | 1655  | 322   | 5.1  | 849     | 237 | 3.6  | 806       | 85  | 9.5  |
| 2    | B. Robinson  | ATL  | RB  | 1589  | 249   | 6.4  | 995     | 195 | 5.1  | 594       | 54  | 11.0 |
| 3    | Taylor       | IND  | RB  | 1586  | 261   | 6.1  | 1282    | 226 | 5.7  | 304       | 35  | 8.7  |
| 4    | Cook         | BUF  | RB  | 1464  | 258   | 5.7  | 1228    | 231 | 5.3  | 236       | 27  | 8.7  |
| 5    | Gibbs        | DET  | RB  | 1416  | 226   | 6.3  | 1019    | 175 | 5.8  | 397       | 51  | 7.8  |
| 6    | Achane       | MIA  | RB  | 1404  | 240   | 5.9  | 1034    | 186 | 5.6  | 370       | 54  | 6.9  |
| 7    | Smith-Njigba | SEA  | WR  | 1373  | 88    | 15.6 | 37      | 6   | 6.2  | 1336      | 82  | 16.3 |
| 8    | Dowdle       | CAR  | RB  | 1183  | 221   | 5.4  | 929     | 192 | 4.8  | 254       | 29  | 8.8  |
| 9    | Hall         | NYJ  | RB  | 1143  | 217   | 5.3  | 834     | 187 | 4.5  | 309       | 30  | 10.3 |
| 10   | Pickens      | DAL  | WR  | 1142  | 73    | 15.6 | 0       | 0   | ---  | 1142      | 73  | 15.6 |
| 11   | Nacua        | LAR  | WR  | 1092  | 92    | 11.9 | 73      | 6   | 12.2 | 1019      | 86  | 11.8 |
| 12   | J. Williams  | DAL  | RB  | 1083  | 229   | 4.7  | 955     | 198 | 4.8  | 128       | 31  | 4.1  |
| 13   | Henry        | BAL  | RB  | 1073  | 211   | 5.1  | 931     | 197 | 4.7  | 142       | 14  | 10.1 |
| 14   | K. Williams  | LAR  | RB  | 1052  | 207   | 5.1  | 868     | 183 | 4.7  | 184       | 24  | 7.7  |
| 15   | Etienne      | JAX  | RB  | 1016  | 206   | 4.9  | 843     | 181 | 4.7  | 173       | 25  | 6.9  |
| 16   | Swift        | CHI  | RB  | 1011  | 185   | 5.5  | 774     | 160 | 4.8  | 237       | 25  | 9.5  |
| 17   | Barkley      | PHI  | RB  | 999   | 233   | 4.3  | 740     | 198 | 3.7  | 259       | 35  | 7.4  |
| 18   | C. Brown     | CIN  | RB  | 991   | 208   | 4.8  | 704     | 160 | 4.4  | 287       | 48  | 6.0  |
| 19   | Chase        | CIN  | WR  | 977   | 88    | 11.1 | 6       | 2   | 3.0  | 971       | 86  | 11.3 |
| 20   | Jacobs       | GB   | RB  | 976   | 215   | 4.5  | 731     | 186 | 3.9  | 245       | 29  | 8.4  |
| 21   | Walker       | SEA  | RB  | 908   | 180   | 5.0  | 733     | 160 | 4.6  | 175       | 20  | 8.8  |
| 22   | St. Brown    | DET  | WR  | 893   | 78    | 11.4 | 9       | 3   | 3.0  | 884       | 75  | 11.8 |
| 23   | *Jeanty      | LV   | RB  | 886   | 224   | 4.0  | 635     | 181 | 3.5  | 251       | 43  | 5.8  |
| 24   | McBride      | ARI  | TE  | 879   | 88    | 10.0 | 0       | 0   | ---  | 879       | 88  | 10.0 |
| 25   | J. Warren    | PIT  | RB  | 867   | 178   | 4.9  | 639     | 151 | 4.2  | 228       | 27  | 8.4  |
| 26   | *Judkins     | CLE  | RB  | 846   | 213   | 4.0  | 758     | 196 | 3.9  | 88        | 17  | 5.2  |
| 27   | Robinson     | NYG  | WR  | 830   | 75    | 11.1 | 2       | 2   | 1.0  | 828       | 73  | 11.3 |
| 28   | *McMillan    | CAR  | WR  | 826   | 57    | 14.5 | 0       | 0   | ---  | 826       | 57  | 14.5 |
| 29   | *Henderson   | NE   | RB  | 824   | 161   | 5.1  | 625     | 129 | 4.8  | 199       | 32  | 6.2  |
| 30t  | Collins      | HOU  | WR  | 810   | 59    | 13.7 | 15      | 2   | 7.5  | 795       | 57  | 13.9 |
| 30t  | D. London    | ATL  | WR  | 810   | 60    | 13.5 | 0       | 0   | ---  | 810       | 60  | 13.5 |
| 32t  | Dobbins      | DEN  | RB  | 809   | 164   | 4.9  | 772     | 153 | 5.0  | 37        | 11  | 3.4  |
| 32t  | Flowers      | BAL  | WR  | 809   | 68    | 11.9 | 42      | 8   | 5.3  | 767       | 60  | 12.8 |
| 34   | Jefferson    | MIN  | WR  | 803   | 63    | 12.7 | 4       | 1   | 4.0  | 799       | 62  | 12.9 |
| 35   | D. Smith     | PHI  | WR  | 802   | 60    | 13.4 | 0       | 0   | ---  | 802       | 60  | 13.4 |
| 36   | *Egbuka      | TB   | WR  | 800   | 54    | 14.8 | 9       | 2   | 4.5  | 791       | 52  | 15.2 |
| 37   | Olave        | NO   | WR  | 778   | 74    | 10.5 | -3      | 1   | -3.0 | 781       | 73  | 10.7 |
| 38   | Waddle       | MIA  | WR  | 762   | 52    | 14.7 | 0       | 0   | ---  | 762       | 52  | 14.7 |
| 39   | Pollard      | TEN  | RB  | 753   | 177   | 4.3  | 582     | 150 | 3.9  | 171       | 27  | 6.3  |
| 40   | Lamb         | DAL  | WR  | 746   | 52    | 14.3 | 2       | 1   | 2.0  | 744       | 51  | 14.6 |
| 41   | Kelce        | KC   | TE  | 720   | 60    | 12.0 | 1       | 1   | 1.0  | 719       | 59  | 12.2 |
| 42t  | Sutton       | DEN  | WR  | 711   | 50    | 14.2 | 0       | 0   | ---  | 711       | 50  | 14.2 |
| 42t  | J. Williams  | DET  | WR  | 711   | 43    | 16.5 | 5       | 5   | 1.0  | 706       | 38  | 18.6 |
| 44   | Diggs        | NE   | WR  | 705   | 64    | 11.0 | 0       | 0   | ---  | 705       | 64  | 11.0 |
| 45   | A. Brown     | PHI  | WR  | 699   | 56    | 12.5 | 0       | 0   | ---  | 699       | 56  | 12.5 |
| 46   | Montgomery   | DET  | RB  | 694   | 143   | 4.9  | 543     | 123 | 4.4  | 151       | 20  | 7.6  |
| 47   | *Warren      | IND  | TE  | 690   | 63    | 11.0 | 6       | 5   | 1.2  | 684       | 58  | 11.8 |
| 48t  | Adams        | LAR  | WR  | 689   | 52    | 13.3 | 0       | 0   | ---  | 689       | 52  | 13.3 |
| 48t  | Pierce       | IND  | WR  | 689   | 33    | 20.9 | 0       | 0   | ---  | 689       | 33  | 20.9 |
| 50   | *Monangai    | CHI  | RB  | 688   | 131   | 5.3  | 591     | 121 | 4.9  | 97        | 10  | 9.7  |



# 2025 NATIONAL FOOTBALL LEAGUE

## NFL LEADERS IN FIRST DOWNS

| RANK | PLAYER       | TEAM | POS | TOTAL | RUSH | REC |
|------|--------------|------|-----|-------|------|-----|
| 1    | McCaffrey    | SF   | RB  | 96    | 54   | 42  |
| 2    | Taylor       | IND  | RB  | 77    | 65   | 12  |
| 3    | B. Robinson  | ATL  | RB  | 68    | 45   | 23  |
| 4    | Gibbs        | DET  | RB  | 64    | 46   | 18  |
| 5    | Achane       | MIA  | RB  | 63    | 46   | 17  |
| 6t   | Cook         | BUF  | RB  | 61    | 53   | 8   |
| 6t   | Smith-Njigba | SEA  | WR  | 61    | 2    | 59  |
| 6t   | K. Williams  | LAR  | RB  | 61    | 53   | 8   |
| 9    | Pickens      | DAL  | WR  | 60    | 0    | 60  |
| 10   | Dowdle       | CAR  | RB  | 58    | 45   | 13  |
| 11t  | Hall         | NYJ  | RB  | 57    | 46   | 11  |
| 11t  | J. Williams  | DAL  | RB  | 57    | 50   | 7   |
| 13   | Nacua        | LAR  | WR  | 54    | 3    | 51  |
| 14   | Swift        | CHI  | RB  | 53    | 44   | 9   |
| 15t  | Jacobs       | GB   | RB  | 50    | 43   | 7   |
| 15t  | *Judkins     | CLE  | RB  | 50    | 46   | 4   |
| 15t  | J. Warren    | PIT  | RB  | 50    | 40   | 10  |
| 18t  | C. Brown     | CIN  | RB  | 49    | 39   | 10  |
| 18t  | Henry        | BAL  | RB  | 49    | 45   | 4   |
| 18t  | Hunt         | KC   | RB  | 49    | 42   | 7   |
| 21   | Chase        | CIN  | WR  | 48    | 0    | 48  |
| 22   | McBride      | ARI  | TE  | 47    | 0    | 47  |
| 23t  | *McMillan    | CAR  | WR  | 46    | 0    | 46  |
| 23t  | St. Brown    | DET  | WR  | 46    | 1    | 45  |
| 25   | Adams        | LAR  | WR  | 44    | 0    | 44  |
| 26t  | Etienne      | JAX  | RB  | 43    | 35   | 8   |
| 26t  | Walker       | SEA  | RB  | 43    | 35   | 8   |
| 28   | *Jeanty      | LV   | RB  | 42    | 31   | 11  |
| 29   | White        | TB   | RB  | 40    | 32   | 8   |
| 30t  | Allen        | LAC  | WR  | 39    | 0    | 39  |
| 30t  | Barkley      | PHI  | RB  | 39    | 28   | 11  |
| 30t  | *Henderson   | NE   | RB  | 39    | 32   | 7   |
| 30t  | D. London    | ATL  | WR  | 39    | 0    | 39  |
| 34t  | Pollard      | TEN  | RB  | 38    | 30   | 8   |
| 34t  | *Skattebo    | NYG  | RB  | 38    | 27   | 11  |
| 34t  | Waddle       | MIA  | WR  | 38    | 0    | 38  |
| 37t  | Collins      | HOU  | WR  | 37    | 1    | 36  |
| 37t  | Diggs        | NE   | WR  | 37    | 0    | 37  |
| 37t  | Dobbins      | DEN  | RB  | 37    | 37   | 0   |
| 37t  | Kelce        | KC   | TE  | 37    | 0    | 37  |
| 37t  | *Monangai    | CHI  | RB  | 37    | 32   | 5   |
| 37t  | Montgomery   | DET  | RB  | 37    | 28   | 9   |
| 37t  | Odunze       | CHI  | WR  | 37    | 0    | 37  |
| 37t  | Pittman      | IND  | WR  | 37    | 0    | 37  |
| 45   | Mason        | MIN  | RB  | 36    | 35   | 1   |
| 46t  | Gainwell     | PIT  | RB  | 35    | 24   | 11  |
| 46t  | Sutton       | DEN  | WR  | 35    | 0    | 35  |
| 46t  | *Warren      | IND  | TE  | 35    | 2    | 33  |
| 49t  | Hubbard      | CAR  | RB  | 34    | 24   | 10  |
| 49t  | Jefferson    | MIN  | WR  | 34    | 0    | 34  |
| 49t  | Olave        | NO   | WR  | 34    | 0    | 34  |
| 49t  | D. Smith     | PHI  | WR  | 34    | 0    | 34  |

# 2025 NATIONAL FOOTBALL LEAGUE

## NFL PUNTING YARDS LEADERS

| RANK | PLAYER    | TEAM | POS | PUNTS | YARDS | LONG | AVG  | TB | BLK | DWN | OB | RETURNS |     | IN20 | NET AVG |
|------|-----------|------|-----|-------|-------|------|------|----|-----|-----|----|---------|-----|------|---------|
|      |           |      |     |       |       |      |      |    |     |     |    | TOT     | YDS |      |         |
| 1    | Rehkow    | CIN  | P   | 48    | 2509  | 70   | 52.3 | 10 | 0   | 4   | 4  | 24      | 257 | 17   | 42.8    |
| 2    | Whelan    | GB   | P   | 37    | 1900  | 72   | 51.4 | 6  | 0   | 1   | 4  | 18      | 211 | 12   | 42.4    |
| 3    | Stout     | BAL  | P   | 41    | 2103  | 74   | 51.3 | 5  | 0   | 7   | 7  | 18      | 138 | 18   | 45.5    |
| 4    | Mann      | PHI  | P   | 56    | 2803  | 70   | 50.1 | 6  | 0   | 4   | 8  | 27      | 309 | 16   | 42.4    |
| 5    | Dickson   | SEA  | P   | 37    | 1843  | 60   | 49.8 | 3  | 0   | 6   | 3  | 16      | 248 | 14   | 41.5    |
| 6    | Scott     | LAC  | P   | 36    | 1782  | 60   | 49.5 | 3  | 0   | 6   | 3  | 14      | 211 | 13   | 42.0    |
| 7    | Sanchez   | IND  | P   | 29    | 1434  | 59   | 49.4 | 2  | 0   | 0   | 4  | 12      | 75  | 15   | 45.5    |
| 8    | Bailey    | MIA  | P   | 38    | 1870  | 64   | 49.2 | 1  | 0   | 6   | 2  | 16      | 106 | 17   | 45.9    |
| 9    | Wright    | MIN  | P   | 50    | 2446  | 77   | 48.9 | 1  | 0   | 3   | 5  | 21      | 195 | 19   | 44.6    |
| 10   | Townsend  | HOU  | P   | 50    | 2421  | 73   | 48.4 | 5  | 0   | 6   | 7  | 25      | 277 | 19   | 40.9    |
| 11   | Anger     | DAL  | P   | 35    | 1685  | 62   | 48.1 | 0  | 0   | 1   | 1  | 22      | 198 | 13   | 42.5    |
| 12   | Taylor    | CHI  | P   | 42    | 2012  | 69   | 47.9 | 5  | 0   | 4   | 9  | 19      | 255 | 13   | 39.5    |
| 13   | *Crawshaw | DEN  | P   | 61    | 2922  | 76   | 47.9 | 7  | 0   | 1   | 10 | 25      | 240 | 24   | 41.7    |
| 14   | Way       | WAS  | P   | 38    | 1819  | 64   | 47.9 | 3  | 0   | 7   | 0  | 18      | 68  | 19   | 44.5    |
| 15   | Cole      | LV   | P   | 47    | 2242  | 64   | 47.7 | 4  | 2   | 2   | 11 | 21      | 280 | 16   | 38.4    |
| 16   | Martin    | CAR  | P   | 44    | 2084  | 68   | 47.4 | 2  | 0   | 6   | 5  | 22      | 293 | 20   | 39.8    |
| 17   | McNamara  | NYJ  | P   | 51    | 2394  | 64   | 46.9 | 4  | 0   | 12  | 1  | 16      | 89  | 22   | 43.6    |
| 18   | Cooke     | JAX  | P   | 44    | 2060  | 63   | 46.8 | 4  | 0   | 4   | 8  | 20      | 146 | 15   | 41.7    |
| 19   | Araiza    | KC   | P   | 34    | 1588  | 69   | 46.7 | 1  | 0   | 6   | 4  | 14      | 214 | 16   | 39.8    |
| 20   | Baringer  | NE   | P   | 42    | 1956  | 73   | 46.6 | 4  | 0   | 2   | 4  | 19      | 240 | 17   | 39.0    |
| 21   | Hekker    | TEN  | P   | 56    | 2597  | 65   | 46.4 | 4  | 0   | 4   | 4  | 27      | 273 | 15   | 40.1    |
| 22   | Evans     | LAR  | P   | 36    | 1664  | 68   | 46.2 | 1  | 0   | 3   | 9  | 16      | 228 | 18   | 39.3    |
| 23   | Waitman   | PIT  | P   | 42    | 1923  | 67   | 45.8 | 2  | 0   | 5   | 3  | 17      | 131 | 16   | 41.7    |
| 24   | Fox       | DET  | P   | 43    | 1966  | 66   | 45.7 | 0  | 0   | 4   | 1  | 18      | 149 | 23   | 42.3    |
| 25   | Bojorquez | CLE  | P   | 67    | 3048  | 67   | 45.5 | 10 | 1   | 6   | 11 | 30      | 425 | 19   | 35.6    |
| 26   | Dixon     | TB   | P   | 49    | 2229  | 62   | 45.5 | 4  | 2   | 7   | 4  | 17      | 149 | 20   | 39.2    |
| 27   | *Kroeger  | NO   | P   | 43    | 1919  | 61   | 44.6 | 3  | 1   | 7   | 5  | 18      | 219 | 16   | 37.3    |
| 28   | Gillan    | NYG  | P   | 49    | 2182  | 69   | 44.5 | 4  | 0   | 3   | 5  | 21      | 264 | 15   | 37.5    |
| 29   | Pinion    | ATL  | P   | 49    | 2160  | 61   | 44.1 | 1  | 0   | 5   | 8  | 23      | 180 | 25   | 40.0    |
| 30   | Morstead  | SF   | P   | 38    | 1657  | 55   | 43.6 | 1  | 0   | 4   | 1  | 20      | 251 | 19   | 36.5    |

# 2025 NATIONAL FOOTBALL LEAGUE

## NFL NET PUNTING YARDS LEADERS

| RANK | PLAYER    | TEAM | POS | PUNTS | YARDS | LONG | AVG  | TB | BLK | DWN | OB | RETURNS |     | IN20 | NET AVG |
|------|-----------|------|-----|-------|-------|------|------|----|-----|-----|----|---------|-----|------|---------|
|      |           |      |     |       |       |      |      |    |     |     |    | TOT     | YDS |      |         |
| 1    | Bailey    | MIA  | P   | 38    | 1870  | 64   | 49.2 | 1  | 0   | 6   | 2  | 16      | 106 | 17   | 45.9    |
| 2    | Stout     | BAL  | P   | 41    | 2103  | 74   | 51.3 | 5  | 0   | 7   | 7  | 18      | 138 | 18   | 45.5    |
| 3    | Sanchez   | IND  | P   | 29    | 1434  | 59   | 49.4 | 2  | 0   | 0   | 4  | 12      | 75  | 15   | 45.5    |
| 4    | Wright    | MIN  | P   | 50    | 2446  | 77   | 48.9 | 1  | 0   | 3   | 5  | 21      | 195 | 19   | 44.6    |
| 5    | Way       | WAS  | P   | 38    | 1819  | 64   | 47.9 | 3  | 0   | 7   | 0  | 18      | 68  | 19   | 44.5    |
| 6    | McNamara  | NYJ  | P   | 51    | 2394  | 64   | 46.9 | 4  | 0   | 12  | 1  | 16      | 89  | 22   | 43.6    |
| 7    | Rehkow    | CIN  | P   | 48    | 2509  | 70   | 52.3 | 10 | 0   | 4   | 4  | 24      | 257 | 17   | 42.8    |
| 8    | Anger     | DAL  | P   | 35    | 1685  | 62   | 48.1 | 0  | 0   | 1   | 1  | 22      | 198 | 13   | 42.5    |
| 9    | Whelan    | GB   | P   | 37    | 1900  | 72   | 51.4 | 6  | 0   | 1   | 4  | 18      | 211 | 12   | 42.4    |
| 10   | Mann      | PHI  | P   | 56    | 2803  | 70   | 50.1 | 6  | 0   | 4   | 8  | 27      | 309 | 16   | 42.4    |
| 11   | Fox       | DET  | P   | 43    | 1966  | 66   | 45.7 | 0  | 0   | 4   | 1  | 18      | 149 | 23   | 42.3    |
| 12   | Scott     | LAC  | P   | 36    | 1782  | 60   | 49.5 | 3  | 0   | 6   | 3  | 14      | 211 | 13   | 42.0    |
| 13   | Waitman   | PIT  | P   | 42    | 1923  | 67   | 45.8 | 2  | 0   | 5   | 3  | 17      | 131 | 16   | 41.7    |
| 14   | Cooke     | JAX  | P   | 44    | 2060  | 63   | 46.8 | 4  | 0   | 4   | 8  | 20      | 146 | 15   | 41.7    |
| 15   | *Crawshaw | DEN  | P   | 61    | 2922  | 76   | 47.9 | 7  | 0   | 1   | 10 | 25      | 240 | 24   | 41.7    |
| 16   | Dickson   | SEA  | P   | 37    | 1843  | 60   | 49.8 | 3  | 0   | 6   | 3  | 16      | 248 | 14   | 41.5    |
| 17   | Townsend  | HOU  | P   | 50    | 2421  | 73   | 48.4 | 5  | 0   | 6   | 7  | 25      | 277 | 19   | 40.9    |
| 18   | Hekker    | TEN  | P   | 56    | 2597  | 65   | 46.4 | 4  | 0   | 4   | 4  | 27      | 273 | 15   | 40.1    |
| 19   | Pinion    | ATL  | P   | 49    | 2160  | 61   | 44.1 | 1  | 0   | 5   | 8  | 23      | 180 | 25   | 40.0    |
| 20   | Araiza    | KC   | P   | 34    | 1588  | 69   | 46.7 | 1  | 0   | 6   | 4  | 14      | 214 | 16   | 39.8    |
| 21   | Martin    | CAR  | P   | 44    | 2084  | 68   | 47.4 | 2  | 0   | 6   | 5  | 22      | 293 | 20   | 39.8    |
| 22   | Taylor    | CHI  | P   | 42    | 2012  | 69   | 47.9 | 5  | 0   | 4   | 9  | 19      | 255 | 13   | 39.5    |
| 23   | Evans     | LAR  | P   | 36    | 1664  | 68   | 46.2 | 1  | 0   | 3   | 9  | 16      | 228 | 18   | 39.3    |
| 24   | Dixon     | TB   | P   | 49    | 2229  | 62   | 45.5 | 4  | 2   | 7   | 4  | 17      | 149 | 20   | 39.2    |
| 25   | Baringer  | NE   | P   | 42    | 1956  | 73   | 46.6 | 4  | 0   | 2   | 4  | 19      | 240 | 17   | 39.0    |
| 26   | Cole      | LV   | P   | 47    | 2242  | 64   | 47.7 | 4  | 2   | 2   | 11 | 21      | 280 | 16   | 38.4    |
| 27   | Gillan    | NYG  | P   | 49    | 2182  | 69   | 44.5 | 4  | 0   | 3   | 5  | 21      | 264 | 15   | 37.5    |
| 28   | *Kroeger  | NO   | P   | 43    | 1919  | 61   | 44.6 | 3  | 1   | 7   | 5  | 18      | 219 | 16   | 37.3    |
| 29   | Morstead  | SF   | P   | 38    | 1657  | 55   | 43.6 | 1  | 0   | 4   | 1  | 20      | 251 | 19   | 36.5    |
| 30   | Bojorquez | CLE  | P   | 67    | 3048  | 67   | 45.5 | 10 | 1   | 6   | 11 | 30      | 425 | 19   | 35.6    |

# 2025 NATIONAL FOOTBALL LEAGUE

## NFL PUNT RETURN LEADERS

| RANK | PLAYER        | TEAM    | POS | RET | FC | YDS | AVG  | LONG | TD |
|------|---------------|---------|-----|-----|----|-----|------|------|----|
| 1    | *Dike         | TEN     | WR  | 17  | 20 | 361 | 21.2 | 90t  | 2  |
| 2    | M. Jones      | NE      | CB  | 19  | 16 | 358 | 18.8 | 94t  | 2  |
| 3    | Washington    | JAX     | WR  | 19  | 9  | 323 | 17.0 | 87t  | 2  |
| 4    | Mims          | DEN     | WR  | 23  | 16 | 346 | 15.0 | 70   | 0  |
| 5    | *Horton       | SEA     | WR  | 16  | 9  | 238 | 14.9 | 95t  | 1  |
| 6    | M. Washington | MIA     | WR  | 15  | 7  | 212 | 14.1 | 74t  | 1  |
| 7    | Shaheed       | NO-SEA  | WR  | 18  | 18 | 232 | 12.9 | 40   | 0  |
| 8    | I. Williams   | CIN-NYJ | WR  | 23  | 8  | 296 | 12.9 | 74t  | 1  |
| 9    | K. Johnson    | TB      | WR  | 20  | 10 | 257 | 12.9 | 54   | 0  |
| 10   | Moore         | SF      | WR  | 21  | 5  | 254 | 12.1 | 66   | 0  |
| 11   | *Lane         | WAS     | WR  | 19  | 7  | 223 | 11.7 | 90t  | 1  |
| 12   | Dortch        | ARI     | WR  | 16  | 5  | 185 | 11.6 | 40   | 0  |
| 13   | *Noel         | HOU     | WR  | 25  | 12 | 272 | 10.9 | 53   | 0  |
| 14   | Duvernay      | CHI     | WR  | 16  | 11 | 165 | 10.3 | 22   | 0  |
| 15   | *Price        | MIN     | WR  | 27  | 9  | 278 | 10.3 | 43   | 0  |
| 16   | *Larvadain    | CLE     | WR  | 16  | 11 | 142 | 8.9  | 44   | 0  |
| 17   | Olszewski     | NYG     | WR  | 19  | 12 | 166 | 8.7  | 21   | 0  |
| 18   | X. Smith      | LAR     | WR  | 18  | 12 | 142 | 7.9  | 20   | 0  |
| 19   | Raymond       | DET     | WR  | 20  | 12 | 146 | 7.3  | 65t  | 1  |
| 20   | Remigio       | KC      | WR  | 22  | 7  | 160 | 7.3  | 25   | 0  |

# 2025 NATIONAL FOOTBALL LEAGUE

## NFL KICKOFF RETURN LEADERS

| RANK | PLAYER        | TEAM    | POS | RET | YDS  | AVG  | LONG | TD |
|------|---------------|---------|-----|-----|------|------|------|----|
| 1    | R. Davis      | BUF     | RB  | 15  | 497  | 33.1 | 97t  | 1  |
| 2    | Mostert       | LV      | RB  | 18  | 547  | 30.4 | 54   | 0  |
| 3    | McCaffrey     | WAS     | WR  | 26  | 769  | 29.6 | 58   | 0  |
| 4    | I. Williams   | CIN-NYJ | WR  | 20  | 584  | 29.2 | 83   | 0  |
| 5    | Moore         | SF      | WR  | 25  | 703  | 28.1 | 98   | 0  |
| 6    | Shipley       | PHI     | RB  | 19  | 520  | 27.4 | 41   | 0  |
| 7t   | Mims          | DEN     | WR  | 19  | 513  | 27.0 | 46   | 0  |
| 7t   | Mitchell      | BAL     | RB  | 17  | 459  | 27.0 | 39   | 0  |
| 9    | Saylors       | DET     | RB  | 26  | 699  | 26.9 | 39   | 0  |
| 10   | Olszewski     | NYG     | WR  | 23  | 611  | 26.6 | 37   | 0  |
| 11   | Laube         | LV      | RB  | 23  | 608  | 26.4 | 38   | 0  |
| 12   | Thornton      | KC      | WR  | 15  | 393  | 26.2 | 34   | 0  |
| 13   | M. Washington | MIA     | WR  | 27  | 707  | 26.2 | 45   | 0  |
| 14   | Dortch        | ARI     | WR  | 31  | 811  | 26.2 | 39   | 0  |
| 15   | *Price        | MIN     | WR  | 47  | 1227 | 26.1 | 61   | 0  |
| 16   | Duvernay      | CHI     | WR  | 30  | 778  | 25.9 | 56   | 0  |
| 17   | Gould         | IND     | WR  | 23  | 596  | 25.9 | 39   | 0  |
| 18   | Remigio       | KC      | WR  | 21  | 544  | 25.9 | 47   | 0  |
| 19   | Turpin        | DAL     | WR  | 40  | 1036 | 25.9 | 45   | 0  |
| 20   | *Noel         | HOU     | WR  | 15  | 387  | 25.8 | 38   | 0  |
| 21   | Davis         | LAC     | WR  | 18  | 464  | 25.8 | 30   | 0  |
| 22   | Eskridge      | MIA     | WR  | 20  | 515  | 25.8 | 54   | 0  |
| 23   | Jones         | CIN     | WR  | 36  | 926  | 25.7 | 98t  | 1  |
| 24   | *Dike         | TEN     | WR  | 50  | 1282 | 25.6 | 71   | 0  |
| 25   | *S. Williams  | GB      | WR  | 25  | 640  | 25.6 | 36   | 0  |
| 26   | Perine        | CIN     | RB  | 15  | 381  | 25.4 | 38   | 0  |
| 27   | Ali           | BAL     | RB  | 24  | 606  | 25.3 | 43   | 0  |
| 28   | Agnew         | ATL     | WR  | 30  | 741  | 24.7 | 45   | 0  |
| 29   | Miller        | NO      | RB  | 16  | 393  | 24.6 | 43   | 0  |
| 30   | K. Johnson    | TB      | WR  | 18  | 440  | 24.4 | 33   | 0  |
| 31   | Tucker        | TB      | RB  | 19  | 462  | 24.3 | 35   | 0  |
| 32   | Gainwell      | PIT     | RB  | 19  | 460  | 24.2 | 36   | 0  |
| 33   | Holani        | SEA     | RB  | 16  | 387  | 24.2 | 34   | 0  |
| 34t  | *Allen        | JAX     | RB  | 16  | 384  | 24.0 | 38   | 0  |
| 34t  | *Sampson      | CLE     | RB  | 15  | 360  | 24.0 | 34   | 0  |
| 36   | *Chism        | NE      | WR  | 16  | 383  | 23.9 | 31   | 0  |
| 37   | *Etienne      | CAR     | RB  | 26  | 617  | 23.7 | 45   | 0  |
| 38   | *Williams     | PIT     | WR  | 18  | 425  | 23.6 | 37   | 0  |
| 39   | Corley        | CLE     | WR  | 15  | 340  | 22.7 | 33   | 0  |
| 40   | *Harvey       | DEN     | RB  | 16  | 353  | 22.1 | 29   | 0  |
| 41   | Brooks        | ATL     | CB  | 15  | 288  | 19.2 | 26   | 0  |

# 2025 NATIONAL FOOTBALL LEAGUE

## NFL INTERCEPTION LEADERS

| RANK | PLAYER       | TEAM    | POS | INT | YARDS | AVG  | LONG | TD |
|------|--------------|---------|-----|-----|-------|------|------|----|
| 1    | Byard        | CHI     | FS  | 6   | 70    | 11.7 | 35   | 0  |
| 2t   | Ja. Horn     | CAR     | CB  | 5   | 46    | 9.2  | 22   | 0  |
| 2t   | E. Jones     | SEA     | LB  | 5   | 150   | 30.0 | 85t  | 1  |
| 2t   | N. Wright    | CHI     | CB  | 5   | 118   | 23.6 | 74t  | 1  |
| 5t   | Bullock      | HOU     | SAF | 4   | 40    | 10.0 | 29   | 0  |
| 5t   | Edmunds      | CHI     | MLB | 4   | 10    | 2.5  | 10   | 0  |
| 5t   | Lloyd        | JAX     | LB  | 4   | 129   | 32.3 | 99t  | 1  |
| 8t   | Barton       | TEN     | LB  | 3   | 25    | 8.3  | 24t  | 1  |
| 8t   | Battle       | CIN     | SAF | 3   | 6     | 2.0  | 4    | 0  |
| 8t   | Bishop       | BUF     | SAF | 3   | 16    | 5.3  | 12   | 0  |
| 8t   | Bryant       | SEA     | SAF | 3   | 43    | 14.3 | 28   | 0  |
| 8t   | Bynum        | IND     | SAF | 3   | 14    | 4.7  | 14   | 0  |
| 8t   | Dean         | TB      | CB  | 3   | 74    | 24.7 | 55t  | 1  |
| 8t   | Durant       | LAR     | CB  | 3   | 60    | 20.0 | 50t  | 1  |
| 8t   | Forbes       | LAR     | CB  | 3   | 43    | 14.3 | 31   | 0  |
| 8t   | D. Jackson   | LAC     | CB  | 3   | 21    | 7.0  | 21   | 0  |
| 8t   | M. Jackson   | CAR     | CB  | 3   | 102   | 34.0 | 54   | 1  |
| 8t   | Jefferson    | LAC     | SS  | 3   | 2     | 0.7  | 2    | 0  |
| 8t   | M. Jones     | NE      | CB  | 3   | 65    | 21.7 | 33t  | 1  |
| 8t   | Joseph       | DET     | SAF | 3   | 1     | 0.3  | 1    | 0  |
| 8t   | Kelly        | LV      | CB  | 3   | 26    | 8.7  | 26   | 0  |
| 8t   | Latu         | IND     | DE  | 3   | 9     | 3.0  | 6    | 0  |
| 8t   | McKinstry    | NO      | CB  | 3   | 0     | 0.0  | 0    | 0  |
| 8t   | Pitre        | HOU     | SAF | 3   | 20    | 6.7  | 12   | 0  |
| 8t   | Sainristil   | WAS     | CB  | 3   | 23    | 7.7  | 23   | 0  |
| 8t   | Stingley     | HOU     | CB  | 3   | 37    | 12.3 | 20   | 0  |
| 8t   | *Watts       | ATL     | SAF | 3   | 0     | 0.0  | 0    | 0  |
| 8t   | Wiggins      | BAL     | CB  | 3   | 84    | 28.0 | 61   | 0  |
| 8t   | E. Williams  | GB      | SAF | 3   | 0     | 0.0  | 0    | 0  |
| 30t  | Bates        | ATL     | FS  | 2   | 20    | 10.0 | 17   | 0  |
| 30t  | Blackmon     | IND     | CB  | 2   | 41    | 20.5 | 32   | 0  |
| 30t  | Brown        | SF      | SAF | 2   | 4     | 2.0  | 4    | 0  |
| 30t  | *Burke       | ARI     | CB  | 2   | 4     | 2.0  | 4    | 0  |
| 30t  | Curl         | LAR     | SAF | 2   | 0     | 0.0  | 0    | 0  |
| 30t  | Echols       | PIT     | CB  | 2   | 0     | 0.0  | 0    | 0  |
| 30t  | *Hairston    | BUF     | CB  | 2   | 1     | 0.5  | 1    | 0  |
| 30t  | Hawkins      | NE      | SAF | 2   | 1     | 0.5  | 1    | 0  |
| 30t  | Hickman      | CLE     | SAF | 2   | 31    | 15.5 | 16   | 0  |
| 30t  | Hunt         | PHI     | LB  | 2   | 53    | 26.5 | 42t  | 1  |
| 30t  | An. Johnson  | JAX     | SAF | 2   | 44    | 22.0 | 44   | 0  |
| 30t  | Kendrick     | SEA-LAR | CB  | 2   | 0     | 0.0  | 0    | 0  |
| 30t  | Kinchens     | LAR     | SAF | 2   | 53    | 26.5 | 31   | 0  |
| 30t  | *Knight      | CIN     | LB  | 2   | 39    | 19.5 | 39   | 0  |
| 30t  | Lassiter     | HOU     | CB  | 2   | 0     | 0.0  | 0    | 0  |
| 30t  | Lenoir       | SF      | CB  | 2   | 90    | 45.0 | 64   | 0  |
| 30t  | Lewis        | JAX     | CB  | 2   | 6     | 3.0  | 6    | 0  |
| 30t  | McKinney     | GB      | SAF | 2   | 0     | 0.0  | 0    | 0  |
| 30t  | Metellus     | MIN     | SAF | 2   | 0     | 0.0  | 0    | 0  |
| 30t  | *Mickens     | LAC     | SAF | 2   | 25    | 12.5 | 15   | 0  |
| 30t  | *Mukuba      | PHI     | SAF | 2   | 41    | 20.5 | 41   | 0  |
| 30t  | Phillips     | NYG     | CB  | 2   | 56    | 28.0 | 56   | 0  |
| 30t  | Pola-Mao     | LV      | SAF | 2   | 0     | 0.0  | 0    | 0  |
| 30t  | *Schwesinger | CLE     | LB  | 2   | 16    | 8.0  | 9    | 0  |
| 30t  | Spillane     | NE      | LB  | 2   | 70    | 35.0 | 37   | 0  |
| 30t  | *Starks      | BAL     | SAF | 2   | 9     | 4.5  | 9    | 0  |

# 2025 NATIONAL FOOTBALL LEAGUE

## NFL INTERCEPTION LEADERS

| RANK | PLAYER          | TEAM | POS | INT | YARDS | AVG  | LONG | TD |
|------|-----------------|------|-----|-----|-------|------|------|----|
| 30t  | Stone           | CIN  | SAF | 2   | 57    | 28.5 | 32t  | 1  |
| 30t  | Taylor-Demerson | ARI  | SAF | 2   | 18    | 9.0  | 18   | 0  |
| 30t  | Tillman         | DEN  | LB  | 2   | 59    | 29.5 | 36   | 0  |
| 30t  | Turner          | CIN  | CB  | 2   | 7     | 3.5  | 7    | 0  |
| 30t  | Wagner          | WAS  | MLB | 2   | 7     | 3.5  | 6    | 0  |
| 30t  | J. Watson       | KC   | CB  | 2   | 14    | 7.0  | 14   | 0  |
| 30t  | D. Wilson       | DAL  | SAF | 2   | 21    | 10.5 | 21   | 0  |
| 30t  | Winfield        | TB   | SAF | 2   | 5     | 2.5  | 5    | 0  |



# 2025 NATIONAL FOOTBALL LEAGUE

## NFL SACK LEADERS

| RANK | PLAYER         | TEAM    | POS   | SACKS |
|------|----------------|---------|-------|-------|
| 1    | Garrett        | CLE     | DE    | 19.0  |
| 2    | Burns          | NYG     | LB    | 13.0  |
| 3    | Parsons        | GB      | DE-LB | 12.5  |
| 4t   | Hunter         | HOU     | DE    | 11.0  |
| 4t   | Sweat          | ARI     | OLB   | 11.0  |
| 6t   | Anderson       | HOU     | DE    | 10.5  |
| 6t   | Bonitto        | DEN     | LB    | 10.5  |
| 8t   | Tuipulotu      | LAC     | LB    | 10.0  |
| 8t   | Young          | LAR     | LB    | 10.0  |
| 10   | Hutchinson     | DET     | DE    | 8.5   |
| 11   | Crosby         | LV      | DE    | 8.0   |
| 12t  | Cooper         | DEN     | LB    | 7.5   |
| 12t  | Gary           | GB      | DE    | 7.5   |
| 12t  | Landry         | NE      | LB    | 7.5   |
| 12t  | Sweat          | CHI     | DE    | 7.5   |
| 16t  | McDonald       | NYJ     | DE    | 7.0   |
| 16t  | Murphy         | SEA     | DT    | 7.0   |
| 16t  | Watt           | PIT     | OLB   | 7.0   |
| 16t  | Williams       | SEA     | DE    | 7.0   |
| 20t  | Chaisson       | NE      | LB    | 6.5   |
| 20t  | Collins        | CLE     | DT    | 6.5   |
| 20t  | Herbig         | PIT     | LB    | 6.5   |
| 20t  | Jordan         | NO      | DE    | 6.5   |
| 20t  | Simmons        | TEN     | DT    | 6.5   |
| 25t  | Allen          | DEN     | DE    | 6.0   |
| 25t  | Chubb          | MIA     | OLB   | 6.0   |
| 25t  | Diaby          | TB      | LB    | 6.0   |
| 25t  | Dorlus         | ATL     | DE    | 6.0   |
| 25t  | Hines-Allen    | JAX     | DE    | 6.0   |
| 25t  | D. Jones       | TEN-BAL | DE    | 6.0   |
| 25t  | Muhammad       | DET     | DE    | 6.0   |
| 25t  | Nwosu          | SEA     | LB    | 6.0   |
| 25t  | Verse          | LAR     | LB    | 6.0   |
| 34t  | Armstead       | JAX     | DT    | 5.5   |
| 34t  | Armstrong      | WAS     | DE    | 5.5   |
| 34t  | Campbell       | ARI     | DE    | 5.5   |
| 34t  | Highsmith      | PIT     | LB    | 5.5   |
| 34t  | Latu           | IND     | DE    | 5.5   |
| 34t  | Turner         | MIN     | LB    | 5.5   |
| 40t  | Bosa           | BUF     | DE-LB | 5.0   |
| 40t  | Karlaftis      | KC      | DE    | 5.0   |
| 40t  | Lawrence       | SEA     | LB    | 5.0   |
| 40t  | Miller         | WAS     | OLB   | 5.0   |
| 40t  | Ossai          | CIN     | DE    | 5.0   |
| 40t  | *Pearce        | ATL     | DE    | 5.0   |
| 40t  | *Walker        | ATL     | DE    | 5.0   |
| 40t  | C. Young       | NO      | DE    | 5.0   |
| 48t  | Benton         | PIT     | DT    | 4.5   |
| 48t  | Franklin-Myers | DEN     | DE    | 4.5   |
| 48t  | Granderson     | NO      | DE    | 4.5   |
| 48t  | Z. Harrison    | ATL     | DE    | 4.5   |
| 48t  | Houston        | DAL     | DE    | 4.5   |
| 48t  | Mack           | LAC     | OLB   | 4.5   |
| 48t  | J. Martin      | WAS     | DE    | 4.5   |
| 48t  | J. Ward        | TEN     | LB    | 4.5   |

# 2025 NATIONAL FOOTBALL LEAGUE

---

## NFL SACK LEADERS

| RANK | PLAYER | TEAM | POS | SACKS |
|------|--------|------|-----|-------|
| 48t  | Wilson | MIN  | LB  | 4.5   |

# 2025 NATIONAL FOOTBALL LEAGUE

## NFL LEADERS IN FUMBLE RECOVERIES

| RANK | PLAYER       | TEAM    | POS | TOTAL | OWN TEAM | OPP TEAM |
|------|--------------|---------|-----|-------|----------|----------|
| 1    | Love         | GB      | QB  | 5     | 5        | 0        |
| 2t   | Maye         | NE      | QB  | 4     | 4        | 0        |
| 2t   | McCarthy     | MIN     | QB  | 4     | 4        | 0        |
| 2t   | Tagovailoa   | MIA     | QB  | 4     | 4        | 0        |
| 5t   | D. Jones     | IND     | QB  | 3     | 3        | 0        |
| 5t   | Mahomes      | KC      | QB  | 3     | 3        | 0        |
| 5t   | Prescott     | DAL     | QB  | 3     | 3        | 0        |
| 5t   | G. Smith     | LV      | QB  | 3     | 3        | 0        |
| 5t   | White        | TB      | RB  | 3     | 3        | 0        |
| 5t   | Ca. Williams | CHI     | QB  | 3     | 3        | 0        |
| 5t   | N. Wright    | CHI     | CB  | 3     | 0        | 3        |
| 12t  | *Allen       | JAX     | RB  | 2     | 1        | 1        |
| 12t  | Anderson     | HOU     | DE  | 2     | 0        | 2        |
| 12t  | Anderson     | GB      | SAF | 2     | 1        | 1        |
| 12t  | Barner       | SEA     | TE  | 2     | 2        | 0        |
| 12t  | Benford      | BUF     | CB  | 2     | 0        | 2        |
| 12t  | Bernard      | BUF     | LB  | 2     | 0        | 2        |
| 12t  | *Collins     | SF      | DT  | 2     | 0        | 2        |
| 12t  | Collins      | ARI     | LB  | 2     | 0        | 2        |
| 12t  | Delpit       | CLE     | SAF | 2     | 0        | 2        |
| 12t  | Dexter       | CHI     | DT  | 2     | 0        | 2        |
| 12t  | Fitzpatrick  | MIA     | FS  | 2     | 0        | 2        |
| 12t  | Gilman       | LAC-BAL | SAF | 2     | 0        | 2        |
| 12t  | L. Jackson   | BAL     | QB  | 2     | 2        | 0        |
| 12t  | Johnson      | CIN     | DE  | 2     | 0        | 2        |
| 12t  | Kinchens     | LAR     | SAF | 2     | 0        | 2        |
| 12t  | Landman      | LAR     | LB  | 2     | 0        | 2        |
| 12t  | *Larvadain   | CLE     | WR  | 2     | 2        | 0        |
| 12t  | Lawrence     | SEA     | LB  | 2     | 0        | 2        |
| 12t  | Lawrence     | JAX     | QB  | 2     | 2        | 0        |
| 12t  | *Marks       | HOU     | RB  | 2     | 2        | 0        |
| 12t  | Mayfield     | TB      | QB  | 2     | 2        | 0        |
| 12t  | Nix          | DEN     | QB  | 2     | 2        | 0        |
| 12t  | Penix        | ATL     | QB  | 2     | 2        | 0        |
| 12t  | Phillips     | MIA-PHI | LB  | 2     | 0        | 2        |
| 12t  | Rodgers      | PIT     | QB  | 2     | 2        | 0        |
| 12t  | T. Smith     | TB      | SAF | 2     | 0        | 2        |
| 12t  | Stafford     | LAR     | QB  | 2     | 2        | 0        |
| 12t  | Taylor       | IND     | RB  | 2     | 2        | 0        |
| 12t  | Watt         | PIT     | OLB | 2     | 0        | 2        |
| 12t  | Wentz        | MIN     | QB  | 2     | 2        | 0        |
| 12t  | Werner       | NO      | LB  | 2     | 0        | 2        |
| 12t  | Wilson       | NYG     | QB  | 2     | 2        | 0        |

# 2025 NATIONAL FOOTBALL LEAGUE

## NFL LEADERS IN RECOVERIES OF FUMBLES BY OWN TEAM

| RANK | PLAYER       | TEAM | POS | REC | YARDS | AVG | LONG | TD |
|------|--------------|------|-----|-----|-------|-----|------|----|
| 1    | Love         | GB   | QB  | 5   | 0     | 0.0 | 0    | 0  |
| 2t   | Maye         | NE   | QB  | 4   | 0     | 0.0 | 0    | 0  |
| 2t   | McCarthy     | MIN  | QB  | 4   | 0     | 0.0 | 0    | 0  |
| 2t   | Tagovailoa   | MIA  | QB  | 4   | 0     | 0.0 | 0    | 0  |
| 5t   | D. Jones     | IND  | QB  | 3   | 0     | 0.0 | 0    | 0  |
| 5t   | Mahomes      | KC   | QB  | 3   | 0     | 0.0 | 0    | 0  |
| 5t   | Prescott     | DAL  | QB  | 3   | 0     | 0.0 | 0    | 0  |
| 5t   | G. Smith     | LV   | QB  | 3   | 0     | 0.0 | 0    | 0  |
| 5t   | White        | TB   | RB  | 3   | 0     | 0.0 | 0    | 0  |
| 5t   | Ca. Williams | CHI  | QB  | 3   | 0     | 0.0 | 0    | 0  |
| 11t  | Barner       | SEA  | TE  | 2   | 0     | 0.0 | 0    | 0  |
| 11t  | L. Jackson   | BAL  | QB  | 2   | 0     | 0.0 | 0    | 0  |
| 11t  | *Larvadain   | CLE  | WR  | 2   | 0     | 0.0 | 0    | 0  |
| 11t  | Lawrence     | JAX  | QB  | 2   | 0     | 0.0 | 0    | 0  |
| 11t  | *Marks       | HOU  | RB  | 2   | 0     | 0.0 | 0    | 0  |
| 11t  | Mayfield     | TB   | QB  | 2   | 0     | 0.0 | 0    | 0  |
| 11t  | Nix          | DEN  | QB  | 2   | 0     | 0.0 | 0    | 0  |
| 11t  | Penix        | ATL  | QB  | 2   | 0     | 0.0 | 0    | 0  |
| 11t  | Rodgers      | PIT  | QB  | 2   | 0     | 0.0 | 0    | 0  |
| 11t  | Stafford     | LAR  | QB  | 2   | 0     | 0.0 | 0    | 0  |
| 11t  | Taylor       | IND  | RB  | 2   | 0     | 0.0 | 0    | 0  |
| 11t  | Wentz        | MIN  | QB  | 2   | 0     | 0.0 | 0    | 0  |
| 11t  | Wilson       | NYG  | QB  | 2   | 0     | 0.0 | 0    | 0  |

# 2025 NATIONAL FOOTBALL LEAGUE

## NFL LEADERS IN RECOVERIES OF FUMBLES BY OPPOSING TEAM

| RANK | PLAYER        | TEAM    | POS    | REC | YARDS | AVG  | LONG | TD |
|------|---------------|---------|--------|-----|-------|------|------|----|
| 1    | N. Wright     | CHI     | CB     | 3   | -1    | -0.3 | 0    | 0  |
| 2t   | Anderson      | HOU     | DE     | 2   | 0     | 0.0  | 0t   | 1  |
| 2t   | Benford       | BUF     | CB     | 2   | 23    | 11.5 | 17t  | 1  |
| 2t   | Bernard       | BUF     | LB     | 2   | 0     | 0.0  | 0    | 0  |
| 2t   | *Collins      | SF      | DT     | 2   | 0     | 0.0  | 0    | 0  |
| 2t   | Collins       | ARI     | LB     | 2   | 3     | 1.5  | 3t   | 1  |
| 2t   | Delpit        | CLE     | SAF    | 2   | 0     | 0.0  | 0    | 0  |
| 2t   | Dexter        | CHI     | DT     | 2   | 0     | 0.0  | 0    | 0  |
| 2t   | Fitzpatrick   | MIA     | FS     | 2   | 0     | 0.0  | 0    | 0  |
| 2t   | Gilman        | LAC-BAL | SAF    | 2   | 11    | 5.5  | 11   | 0  |
| 2t   | Johnson       | CIN     | DE     | 2   | 4     | 2.0  | 4    | 0  |
| 2t   | Kinchens      | LAR     | SAF    | 2   | 13    | 6.5  | 13   | 0  |
| 2t   | Landman       | LAR     | LB     | 2   | 0     | 0.0  | 0    | 0  |
| 2t   | Lawrence      | SEA     | LB     | 2   | 56    | 28.0 | 34t  | 2  |
| 2t   | Phillips      | MIA-PHI | LB     | 2   | 4     | 2.0  | 4    | 0  |
| 2t   | T. Smith      | TB      | SAF    | 2   | 0     | 0.0  | 0    | 0  |
| 2t   | Watt          | PIT     | OLB    | 2   | 0     | 0.0  | 0    | 0  |
| 2t   | Werner        | NO      | LB     | 2   | 0     | 0.0  | 0    | 0  |
| 19t  | Adebawore     | IND     | DT     | 1   | 0     | 0.0  | 0    | 0  |
| 19t  | Alford        | ATL     | CB     | 1   | 2     | 2.0  | 2    | 0  |
| 19t  | Allen         | MIN     | DE     | 1   | 0     | 0.0  | 0    | 0  |
| 19t  | *Allen        | JAX     | RB     | 1   | 0     | 0.0  | 0    | 0  |
| 19t  | Al-Shaair     | HOU     | LB     | 1   | 0     | 0.0  | 0    | 0  |
| 19t  | Anderson      | GB      | SAF    | 1   | 0     | 0.0  | 0    | 0  |
| 19t  | Baker         | ARI     | SS     | 1   | 1     | 1.0  | 1    | 0  |
| 19t  | *Barron       | DEN     | CB     | 1   | 0     | 0.0  | 0    | 0  |
| 19t  | Baun          | PHI     | LB     | 1   | 0     | 0.0  | 0    | 0  |
| 19t  | Benson        | ARI     | RB     | 1   | 0     | 0.0  | 0    | 0  |
| 19t  | *Black        | PIT     | DE     | 1   | 0     | 0.0  | 0    | 0  |
| 19t  | Blankenship   | PHI     | SAF    | 1   | 0     | 0.0  | 0    | 0  |
| 19t  | Bonner        | MIA     | CB     | 1   | 0     | 0.0  | 0    | 0  |
| 19t  | Booker        | LV      | DT     | 1   | 0     | 0.0  | 0    | 0  |
| 19t  | Bosa          | SF      | DE     | 1   | 0     | 0.0  | 0    | 0  |
| 19t  | Brents        | MIA     | CB     | 1   | 0     | 0.0  | 0    | 0  |
| 19t  | Brooks        | MIA     | LB     | 1   | 2     | 2.0  | 2    | 0  |
| 19t  | Browning      | ARI     | LB     | 1   | 0     | 0.0  | 0    | 0  |
| 19t  | Bullard       | GB      | SAF    | 1   | 0     | 0.0  | 0    | 0  |
| 19t  | Bush          | CLE     | LB     | 1   | 0     | 0.0  | 0    | 0  |
| 19t  | Butler        | LV      | DT     | 1   | 0     | 0.0  | 0    | 0  |
| 19t  | Bynum         | IND     | SAF    | 1   | 0     | 0.0  | 0    | 0  |
| 19t  | Campbell      | DET     | LB     | 1   | 2     | 2.0  | 2    | 0  |
| 19t  | *Carter       | NYG     | LB     | 1   | -4    | -4.0 | -4   | 0  |
| 19t  | Chaisson      | NE      | LB     | 1   | 4     | 4.0  | 4t   | 1  |
| 19t  | Chubb         | MIA     | OLB    | 1   | 2     | 2.0  | 2    | 0  |
| 19t  | Cisco         | NYJ     | SAF    | 1   | 0     | 0.0  | 0    | 0  |
| 19t  | Clowney       | DAL     | OLB-DE | 1   | 0     | 0.0  | 0    | 0  |
| 19t  | Collins       | CLE     | DT     | 1   | 0     | 0.0  | 0    | 0  |
| 19t  | David         | TB      | OLB    | 1   | 0     | 0.0  | 0    | 0  |
| 19t  | D. Davis      | NO      | OLB    | 1   | 0     | 0.0  | 0    | 0  |
| 19t  | Davis         | LAR     | DE     | 1   | 0     | 0.0  | 0    | 0  |
| 19t  | Davis-Gaither | ARI     | LB     | 1   | 0     | 0.0  | 0    | 0  |
| 19t  | Deablo        | ATL     | LB     | 1   | 0     | 0.0  | 0    | 0  |
| 19t  | Diabate       | CLE     | LB     | 1   | 0     | 0.0  | 0    | 0  |
| 19t  | Dodson        | MIA     | LB     | 1   | 6     | 6.0  | 6    | 0  |
| 19t  | Echols        | PIT     | CB     | 1   | 0     | 0.0  | 0    | 0  |

# 2025 NATIONAL FOOTBALL LEAGUE

## NFL LEADERS IN RECOVERIES OF FUMBLES BY OPPOSING TEAM

| RANK | PLAYER      | TEAM    | POS | REC | YARDS | AVG  | LONG | TD |
|------|-------------|---------|-----|-----|-------|------|------|----|
| 19t  | Epenesa     | BUF     | DE  | 1   | 0     | 0.0  | 0    | 0  |
| 19t  | *Farmer     | NE      | DT  | 1   | 0     | 0.0  | 0    | 0  |
| 19t  | Fiske       | LAR     | DE  | 1   | 0     | 0.0  | 0    | 0  |
| 19t  | Ford        | ATL     | CB  | 1   | 0     | 0.0  | 0    | 0  |
| 19t  | Gary        | GB      | DE  | 1   | 0     | 0.0  | 0    | 0  |
| 19t  | Gifford     | SF      | LB  | 1   | 0     | 0.0  | 0    | 0  |
| 19t  | Gipson      | SF-CAR  | DE  | 1   | 0     | 0.0  | 0    | 0  |
| 19t  | Gordon      | CHI     | CB  | 1   | 0     | 0.0  | 0    | 0  |
| 19t  | *Harmon     | PIT     | DT  | 1   | 0     | 0.0  | 0    | 0  |
| 19t  | Hawkins     | NE      | SAF | 1   | 0     | 0.0  | 0    | 0  |
| 19t  | Hellams     | ATL     | SAF | 1   | 0     | 0.0  | 0    | 0  |
| 19t  | *Hemingway  | LV      | DT  | 1   | 0     | 0.0  | 0    | 0  |
| 19t  | Herbig      | PIT     | LB  | 1   | 0     | 0.0  | 0t   | 1  |
| 19t  | Houston     | DAL     | DE  | 1   | 0     | 0.0  | 0    | 0  |
| 19t  | Howard      | IND     | CB  | 1   | 2     | 2.0  | 2    | 0  |
| 19t  | Howden      | NO      | SAF | 1   | 86    | 86.0 | 86t  | 1  |
| 19t  | Humphrey    | BAL     | CB  | 1   | 0     | 0.0  | 0    | 0  |
| 19t  | Hunter      | HOU     | DE  | 1   | 0     | 0.0  | 0    | 0  |
| 19t  | Hutchinson  | DET     | DE  | 1   | 0     | 0.0  | 0    | 0  |
| 19t  | *K. Jackson | BAL     | SAF | 1   | 0     | 0.0  | 0    | 0  |
| 19t  | T. Jackson  | MIN     | SAF | 1   | 9     | 9.0  | 9    | 0  |
| 19t  | Jenkins     | BAL     | DT  | 1   | 11    | 11.0 | 11   | 0  |
| 19t  | R. Jenkins  | CLE     | SAF | 1   | 0     | 0.0  | 0    | 0  |
| 19t  | A. Jennings | NE      | LB  | 1   | 0     | 0.0  | 0    | 0  |
| 19t  | B. Jones    | DEN     | SAF | 1   | 0     | 0.0  | 0    | 0  |
| 19t  | D. Jones    | TEN-BAL | DE  | 1   | 2     | 2.0  | 2    | 0  |
| 19t  | T. Jones    | BAL     | DT  | 1   | 0     | 0.0  | 0    | 0  |
| 19t  | Jordan      | NO      | DE  | 1   | 0     | 0.0  | 0    | 0  |
| 19t  | Joseph-Day  | TEN     | DE  | 1   | 0     | 0.0  | 0    | 0  |
| 19t  | Karlaftis   | KC      | DE  | 1   | 1     | 1.0  | 1    | 0  |
| 19t  | Kelly       | LV      | CB  | 1   | 3     | 3.0  | 3    | 0  |
| 19t  | Lake        | LAR     | SAF | 1   | 20    | 20.0 | 20   | 0  |
| 19t  | *Lane       | JAX     | SAF | 1   | 0     | 0.0  | 0    | 0  |
| 19t  | Lattimore   | WAS     | CB  | 1   | 0     | 0.0  | 0    | 0  |
| 19t  | Lewis       | CAR     | OG  | 1   | 0     | 0.0  | 0    | 0  |
| 19t  | Lewis       | JAX     | CB  | 1   | 0     | 0.0  | 0    | 0  |
| 19t  | Lloyd       | JAX     | LB  | 1   | 2     | 2.0  | 2    | 0  |
| 19t  | Lockett     | TEN-LV  | WR  | 1   | 0     | 0.0  | 0t   | 1  |
| 19t  | Luter       | SF      | CB  | 1   | 0     | 0.0  | 0    | 0  |
| 19t  | *Mausi      | TEN     | LB  | 1   | 0     | 0.0  | 0    | 0  |
| 19t  | Miller      | TB      | WR  | 1   | 0     | 0.0  | 0    | 0  |
| 19t  | Mitchell    | PHI     | CB  | 1   | 6     | 6.0  | 6    | 0  |
| 19t  | Murray      | DAL     | LB  | 1   | 0     | 0.0  | 0    | 0  |
| 19t  | Nailor      | MIN     | WR  | 1   | 0     | 0.0  | 0    | 0  |
| 19t  | Nixon       | GB      | CB  | 1   | 22    | 22.0 | 22   | 0  |
| 19t  | *Nolen      | ARI     | DT  | 1   | 7     | 7.0  | 7t   | 1  |
| 19t  | Nowaske     | DET     | LB  | 1   | 0     | 0.0  | 0    | 0  |
| 19t  | Okada       | SEA     | SAF | 1   | 0     | 0.0  | 0    | 0  |
| 19t  | Okudah      | MIN     | CB  | 1   | 0     | 0.0  | 0    | 0  |
| 19t  | Oluokun     | JAX     | LB  | 1   | 0     | 0.0  | 0    | 0  |
| 19t  | *O'Toole    | SEA     | LB  | 1   | 0     | 0.0  | 0    | 0  |
| 19t  | *Pearce     | ATL     | DE  | 1   | 27    | 27.0 | 27   | 0  |
| 19t  | Peppers     | PIT     | FS  | 1   | 0     | 0.0  | 0    | 0  |
| 19t  | Phillips    | NYG     | CB  | 1   | 0     | 0.0  | 0    | 0  |
| 19t  | Phillips    | LAC     | LB  | 1   | 0     | 0.0  | 0    | 0  |

# 2025 NATIONAL FOOTBALL LEAGUE

## NFL LEADERS IN RECOVERIES OF FUMBLES BY OPPOSING TEAM

| RANK | PLAYER      | TEAM    | POS | REC | YARDS | AVG  | LONG | TD |
|------|-------------|---------|-----|-----|-------|------|------|----|
| 19t  | Pierre      | PIT     | CB  | 1   | 34    | 34.0 | 34t  | 1  |
| 19t  | *Ponder     | NE      | LB  | 1   | 0     | 0.0  | 0    | 0  |
| 19t  | Pratt       | LV-IND  | LB  | 1   | 8     | 8.0  | 8    | 0  |
| 19t  | Queen       | PIT     | LB  | 1   | 0     | 0.0  | 0    | 0  |
| 19t  | Rankins     | HOU     | DT  | 1   | 32    | 32.0 | 32t  | 1  |
| 19t  | Redmond     | MIN     | DL  | 1   | 0     | 0.0  | 0    | 0  |
| 19t  | Reed        | DET     | CB  | 1   | 3     | 3.0  | 3    | 0  |
| 19t  | *Reed       | HOU     | SAF | 1   | 9     | 9.0  | 9    | 0  |
| 19t  | Richardson  | CAR     | SAF | 1   | 0     | 0.0  | 0    | 0  |
| 19t  | Ringo       | PHI     | CB  | 1   | 0     | 0.0  | 0    | 0  |
| 19t  | Roberts     | LV      | OLB | 1   | 0     | 0.0  | 0    | 0  |
| 19t  | *E. Roberts | TB      | DE  | 1   | 0     | 0.0  | 0    | 0  |
| 19t  | Rodgers     | MIN     | CB  | 1   | 66    | 66.0 | 66t  | 1  |
| 19t  | *Sanker     | NO      | SAF | 1   | 27    | 27.0 | 27   | 0  |
| 19t  | Scott       | CAR     | SAF | 1   | 0     | 0.0  | 0    | 0  |
| 19t  | Sieg        | DAL     | LS  | 1   | 0     | 0.0  | 0    | 0  |
| 19t  | Sieler      | MIA     | DT  | 1   | 5     | 5.0  | 5    | 0  |
| 19t  | *Sigle      | SF      | SAF | 1   | 0     | 0.0  | 0    | 0  |
| 19t  | Skinner     | DEN     | SAF | 1   | 0     | 0.0  | 0    | 0  |
| 19t  | Skowronek   | PIT     | WR  | 1   | 0     | 0.0  | 0    | 0  |
| 19t  | Slay        | PIT     | CB  | 1   | -6    | -6.0 | -6   | 0  |
| 19t  | Smith       | MIN     | FS  | 1   | -1    | -1.0 | -1   | 0  |
| 19t  | *J. Smith   | HOU     | CB  | 1   | 0     | 0.0  | 0    | 0  |
| 19t  | Smith       | BAL     | ILB | 1   | 63    | 63.0 | 63t  | 1  |
| 19t  | Stiggers    | NYJ     | CB  | 1   | 0     | 0.0  | 0    | 0  |
| 19t  | *Striggow   | JAX     | DE  | 1   | 0     | 0.0  | 0    | 0  |
| 19t  | Sweat       | ARI     | OLB | 1   | 2     | 2.0  | 2    | 0  |
| 19t  | Sweat       | CHI     | DE  | 1   | 0     | 0.0  | 0    | 0  |
| 19t  | Tart        | LAC     | DT  | 1   | 0     | 0.0  | 0    | 0  |
| 19t  | D. Thomas   | SEA     | LB  | 1   | 8     | 8.0  | 8    | 0  |
| 19t  | Tillery     | KC      | DT  | 1   | 0     | 0.0  | 0    | 0  |
| 19t  | *Trader     | MIA     | SAF | 1   | 0     | 0.0  | 0    | 0  |
| 19t  | Tranquill   | KC      | LB  | 1   | 0     | 0.0  | 0    | 0  |
| 19t  | Turner      | CIN     | CB  | 1   | 7     | 7.0  | 7    | 0  |
| 19t  | *Umanmielen | CAR     | LB  | 1   | 0     | 0.0  | 0    | 0  |
| 19t  | Vea         | TB      | DT  | 1   | 0     | 0.0  | 0    | 0  |
| 19t  | *Walker     | BUF     | DT  | 1   | 6     | 6.0  | 6    | 0  |
| 19t  | *Walker     | ATL     | DE  | 1   | 0     | 0.0  | 0    | 0  |
| 19t  | Ward        | IND     | CB  | 1   | 0     | 0.0  | 0    | 0  |
| 19t  | Ward        | MIN     | SAF | 1   | 0     | 0.0  | 0    | 0  |
| 19t  | Warner      | SF      | MLB | 1   | 0     | 0.0  | 0    | 0  |
| 19t  | White       | NE-SF   | DE  | 1   | 0     | 0.0  | 0    | 0  |
| 19t  | Williams    | BUF     | LB  | 1   | 0     | 0.0  | 0    | 0  |
| 19t  | E. Williams | GB      | SAF | 1   | 0     | 0.0  | 0    | 0  |
| 19t  | S. Williams | DAL     | DE  | 1   | 0     | 0.0  | 0    | 0  |
| 19t  | L. Wilson   | CIN-DAL | LB  | 1   | 0     | 0.0  | 0    | 0  |
| 19t  | P. Wilson   | PIT     | LB  | 1   | 0     | 0.0  | 0    | 0  |
| 19t  | Wilson      | LV      | DE  | 1   | 0     | 0.0  | 0    | 0  |
| 19t  | Winfield    | TB      | SAF | 1   | 0     | 0.0  | 0    | 0  |
| 19t  | Wingard     | JAX     | SAF | 1   | 0     | 0.0  | 0    | 0  |
| 19t  | Wonnum      | CAR     | LB  | 1   | 19    | 19.0 | 19   | 0  |
| 19t  | *Woodson    | NE      | SAF | 1   | 0     | 0.0  | 0    | 0  |
| 19t  | C. Young    | NO      | DE  | 1   | -5    | -5.0 | -5   | 0  |



# 2025 NATIONAL FOOTBALL LEAGUE

## NFL OFFENSIVE RANKS

| BAL | BUF | CIN | CLE | DEN | HOU | IND | JAX | KC | LAC | LV  | MIA | NE  | NYJ | PIT | TEN |          | ARI | ATL | CAR | CHI | DAL | DET | GB  | LAR | MIN | NO | NYG | PHI | SEA | SF  | TB | WAS |
|-----|-----|-----|-----|-----|-----|-----|-----|----|-----|-----|-----|-----|-----|-----|-----|----------|-----|-----|-----|-----|-----|-----|-----|-----|-----|----|-----|-----|-----|-----|----|-----|
| 20  | 2   | 22  | 31  | 12  | 18  | 4   | 19  | 5  | 10  | 30  | 25  | 7   | 28  | 27  | 32  | TotYd/G  | 16  | 17  | 23  | 6   | 1   | 3   | 13  | 8   | 29  | 26 | 14  | 24  | 9   | 11  | 21 | 15  |
| 11  | 5   | 20  | 32  | 15  | 22  | 1   | 26  | 8  | 14  | 30  | 16  | 7   | 28  | 24  | 31  | TotYd/P  | 21  | 13  | 25  | 9   | 3   | 2   | 10  | 6   | 27  | 29 | 18  | 19  | 4   | 17  | 23 | 12  |
| 5   | 1   | 30  | 27  | 14  | 23  | 6   | 11  | 15 | 12  | 32  | 17  | 20  | 7   | 28  | 31  | RusYd/G  | 24  | 9   | 8   | 2   | 13  | 4   | 16  | 19  | 25  | 29 | 10  | 22  | 18  | 26  | 21 | 3   |
| 3   | 4   | 18  | 29  | 11  | 22  | 1   | 19  | 15 | 12  | 32  | 7   | 27  | 8   | 25  | 28  | RusAvg   | 17  | 13  | 14  | 5   | 9   | 2   | 23  | 16  | 10  | 30 | 20  | 24  | 26  | 31  | 21 | 6   |
| 28  | 10  | 11  | 31  | 14  | 16  | 6   | 21  | 2  | 12  | 26  | 27  | 3   | 32  | 24  | 30  | PasYd/G  | 8   | 18  | 25  | 15  | 1   | 7   | 13  | 4   | 29  | 20 | 17  | 23  | 9   | 5   | 19 | 22  |
| 15  | 5   | 26  | 31  | 18  | 20  | 3   | 23  | 10 | 17  | 28  | 22  | 2   | 30  | 19  | 32  | PasAvg   | 25  | 13  | 24  | 12  | 7   | 8   | 6   | 4   | 29  | 27 | 14  | 11  | 1   | 9   | 21 | 16  |
| 24  | 27  | 25  | 21  | 17  | 13  | 14  | 26  | 12 | 20  | 30  | 31  | 11  | 9   | 22  | 8   | %PasInt  | 10  | 4   | 23  | 5t  | 16  | 7   | 2   | 3   | 32  | 19 | 15  | 1   | 29  | 28  | 5t | 18  |
| 28  | 19  | 9   | 23  | 1   | 13  | 10  | 22  | 12 | 26  | 31  | 18  | 27  | 32  | 11  | 29  | Sac/PasP | 25  | 8   | 16  | 7   | 2   | 15  | 6   | 3   | 30  | 17 | 24  | 20  | 5   | 4   | 14 | 21  |
| 24  | 4t  | 18  | 31  | 20  | 19  | 4t  | 9   | 2  | 12t | 30  | 25  | 10  | 26  | 28  | 32  | 1D/G     | 8   | 16t | 21  | 7   | 1   | 14t | 12t | 3   | 29  | 23 | 11  | 27  | 14t | 6   | 22 | 16t |
| 20  | 4   | 12  | 30  | 17  | 27  | 11  | 26  | 9  | 2   | 25  | 22  | 8   | 23  | 14  | 32  | 3D Eff   | 7   | 29  | 24  | 6   | 5   | 19  | 1   | 18  | 31  | 21 | 10  | 28  | 16  | 3   | 15 | 13  |
| 17  | 13t | 7t  | 27t | 16  | 15  | 3   | 11t | 1  | 11t | 31  | 21t | 2   | 20  | 29  | 27t | 4D Eff   | 30  | 21t | 5   | 26  | 19  | 18  | 4   | 6   | 23  | 32 | 24  | 9   | 7t  | 13t | 25 | 10  |
| 5   | 32  | 18  | 22  | 7   | 13  | 14t | 3   | 26 | 27  | 28t | 4   | 2   | 9   | 19  | 1   | PR Avg   | 11  | 30  | 28t | 16  | 25  | 23  | 31  | 24  | 17  | 20 | 21  | 14t | 6   | 10  | 8  | 12  |
| 12  | 4   | 19  | 30  | 26  | 18  | 3   | 8   | 9  | 17  | 6   | 14  | 21  | 1   | 29  | 16  | KR Avg   | 22  | 32  | 28  | 11  | 24  | 15  | 23  | 25  | 13  | 20 | 7   | 31  | 10  | 5   | 27 | 2   |
| 3   | 26  | 1   | 27  | 13  | 10  | 7   | 18  | 19 | 6   | 25  | 8   | 20  | 17  | 23  | 21  | GPunAvg  | 16  | 29  | 15  | 12  | 11  | 24  | 2   | 22  | 9   | 31 | 28  | 4   | 5   | 32  | 30 | 14  |
| 2   | 17  | 7   | 32  | 16  | 19  | 3   | 15  | 22 | 12  | 28  | 1   | 27  | 6   | 14  | 20  | NPunAvg  | 13  | 21  | 23  | 24  | 8   | 11  | 9   | 25  | 4   | 30 | 29  | 10  | 18  | 31  | 26 | 5   |
| 12  | 5   | 16  | 29  | 13  | 21  | 1   | 11  | 9  | 18  | 31  | 24  | 7   | 25  | 15  | 32  | Pts/G    | 20  | 26  | 27  | 8   | 2   | 3t  | 10  | 6   | 28  | 30 | 23  | 19  | 3t  | 14  | 17 | 22  |
| 6t  | 11  | 12t | 19  | 15t | 10  | 5   | 21t | 14 | 4   | 27  | 8t  | 12t | 1   | 15t | 23  | FG%      | 26  | 24t | 21t | 20  | 6t  | 24t | 28  | 31  | 8t  | 32 | 2   | 29  | 17  | 3   | 18 | 30  |

## NFL DEFENSIVE RANKS

| BAL | BUF | CIN | CLE | DEN | HOU | IND | JAX | KC | LAC | LV  | MIA | NE | NYJ | PIT | TEN |           | ARI | ATL | CAR | CHI | DAL | DET | GB | LAR | MIN | NO | NYG | PHI | SEA | SF  | TB | WAS |
|-----|-----|-----|-----|-----|-----|-----|-----|----|-----|-----|-----|----|-----|-----|-----|-----------|-----|-----|-----|-----|-----|-----|----|-----|-----|----|-----|-----|-----|-----|----|-----|
| 26  | 8   | 32  | 2   | 5   | 1   | 21  | 11  | 9  | 3   | 16  | 23  | 7  | 17  | 28  | 24  | TotYd/G   | 19  | 15  | 18  | 27  | 29  | 14  | 4  | 13  | 10  | 12 | 30  | 25  | 6   | 20  | 22 | 31  |
| 21  | 20  | 32  | 3   | 1   | 4   | 14  | 10  | 23 | 8   | 13  | 25  | 15 | 16  | 18  | 27  | TotYd/P   | 19  | 9   | 24  | 30  | 28  | 12  | 5  | 6   | 7   | 11 | 29  | 17  | 2   | 22  | 26 | 31  |
| 18  | 30  | 31  | 10  | 5   | 4   | 7   | 1   | 9  | 13  | 15  | 29  | 3  | 25t | 17  | 22  | RusYd/G   | 16  | 25t | 19  | 28  | 20  | 11  | 8  | 14  | 23  | 21 | 32  | 24  | 2   | 12  | 6  | 27  |
| 20  | 31  | 29  | 1   | 2   | 10  | 7   | 8   | 17 | 24  | 3   | 28  | 12 | 19  | 18  | 25  | RusAvg    | 16  | 22  | 21  | 30  | 27  | 5   | 6  | 9   | 11  | 13 | 32  | 23  | 4   | 14  | 15 | 26  |
| 25t | 1   | 32  | 3   | 9   | 4   | 27  | 23  | 12 | 2   | 17t | 15  | 13 | 10  | 28  | 19t | PasYd/G   | 21  | 8   | 16  | 22  | 30  | 17t | 6  | 14  | 5   | 7  | 24  | 19t | 11  | 25t | 29 | 31  |
| 16  | 8   | 31  | 6   | 1   | 3   | 13  | 10  | 24 | 5   | 22  | 25  | 14 | 19  | 15  | 28  | PasAvg    | 18  | 9   | 26  | 29  | 30  | 17  | 4  | 7   | 11  | 21 | 20  | 12  | 2   | 23  | 27 | 32  |
| 24  | 13  | 12  | 8   | 22  | 2   | 10  | 7   | 19 | 3   | 17  | 28  | 21 | 32  | 16  | 26  | %PasInt   | 15  | 11  | 4   | 1   | 27  | 14  | 25 | 6   | 31  | 18 | 30  | 20  | 5   | 29  | 9  | 23  |
| 31  | 11  | 30  | 1   | 2   | 6   | 14  | 28  | 23 | 4   | 22  | 16  | 20 | 26  | 15  | 10  | Sac/PasP  | 25  | 3   | 29  | 24  | 19  | 9   | 12 | 13  | 5   | 8  | 21  | 27  | 7   | 32  | 17 | 18  |
| 19  | 5   | 32  | 2   | 9   | 1   | 29t | 18  | 4  | 3   | 14  | 23  | 7  | 24  | 29t | 21t | 1D/G      | 26  | 15  | 10  | 21t | 28  | 11t | 6  | 16  | 11t | 17 | 31  | 25  | 8   | 20  | 13 | 27  |
| 10  | 13  | 31  | 14  | 1   | 2   | 27  | 21  | 26 | 4   | 30  | 23  | 5  | 6   | 28  | 16  | 3D Eff    | 15  | 19  | 29  | 7   | 32  | 11  | 17 | 8   | 12  | 9  | 22  | 25  | 3   | 18  | 20 | 24  |
| 18t | 24  | 23  | 7t  | 18t | 7t  | 7t  | 4   | 1  | 14t | 25  | 26t | 3  | 32  | 30t | 29  | 4D Eff    | 6   | 22  | 26t | 7t  | 20t | 17  | 12 | 13  | 30t | 16 | 28  | 2   | 14t | 7t  | 5  | 20t |
| 6   | 10  | 17  | 28  | 14  | 18  | 3   | 5   | 31 | 30  | 26  | 4   | 24 | 2   | 7   | 16  | PR Avg    | 15  | 8   | 25  | 27  | 12  | 9   | 20 | 29  | 13  | 21 | 23  | 19  | 32  | 22  | 11 | 1   |
| 13  | 17  | 21  | 28  | 30  | 22  | 8   | 23  | 14 | 31  | 25  | 19  | 6  | 16  | 9   | 11  | KR Avg    | 27  | 32  | 2   | 24  | 10  | 18  | 15 | 1   | 20  | 26 | 7   | 5   | 4   | 12  | 29 | 3   |
| 4   | 17  | 12  | 19  | 27  | 18  | 5   | 24  | 28 | 7   | 1   | 32  | 2  | 20  | 26  | 10  | GPunAvg   | 31  | 16  | 29  | 8   | 9   | 21  | 25 | 13  | 23  | 6  | 11  | 3   | 14  | 22  | 15 | 30  |
| 3   | 29  | 9   | 23  | 14  | 15  | 4   | 16  | 30 | 25  | 6   | 20  | 1  | 10  | 17  | 2   | NPunAvg   | 22  | 31  | 32  | 13  | 28  | 27  | 26 | 24  | 18  | 21 | 19  | 12  | 8   | 5   | 7  | 11  |
| 21  | 13  | 32  | 14  | 4   | 1   | 9t  | 12  | 7  | 11  | 26  | 19  | 5  | 27  | 20  | 29  | Pts/G     | 24  | 17  | 16  | 25  | 31  | 15  | 6  | 2   | 18  | 22 | 30  | 9t  | 3   | 8   | 23 | 28  |
| 14  | 24  | 25  | 13  | 29  | 1   | 5   | 18  | 32 | 16t | 16t | 20  | 12 | 22t | 15  | 27  | FG%       | 22t | 9   | 19  | 3   | 31  | 30  | 10 | 26  | 6   | 21 | 11  | 8   | 4   | 2   | 7  | 28  |
| 17  | 5   | 29  | 27  | 9   | 10  | 3   | 11  | 7  | 13  | 31  | 22  | 4  | 26  | 18  | 32  | PPG Diff  | 21  | 20  | 23  | 16  | 15  | 6   | 8  | 2   | 24  | 30 | 28  | 14  | 1   | 12  | 19 | 25  |
| 22  | 1   | 31  | 18  | 9   | 6   | 11  | 15  | 3  | 2   | 29  | 25  | 4  | 27  | 30  | 32  | Yd/G Diff | 17  | 13  | 20  | 14  | 12  | 7   | 8  | 10  | 23  | 19 | 26  | 24  | 5   | 16  | 21 | 28  |



# ***LAST WEEK'S GAME BOOK***



# National Football League Game Summary

NFL Copyright © 2025 by The National Football League. All rights reserved. This summary and play-by-play is for the express purpose of assisting media in their coverage of the game; any other use of this material is prohibited without the written permission of the National Football League.

Date: Sunday, 11/30/2025

**Las Vegas Raiders at Los Angeles Chargers**  
at SoFi Stadium, Inglewood, CA

Start Time: 1:25 PM PST

## Game Day Weather

Game Weather: Cloudy  
Open Stadium on Matrix Turf

Temp: 64° F (17.8° C) Humidity: 70%, Wind: SW 7 mph

## Officials

Referee: Moore, Alex (49)  
Line Judge: Eaton, Thomas (87)  
Back Judge: Brown, Courtney (48)

Umpire: Anderson, Barry (20)  
Field Judge: Robinson, Mearl (31)  
Replay Official: Cerimeli, Tyler (0)

Down Judge: McKenzie, Dana (8)  
Side Judge: Jeffries, Anthony (36)

## Lineups

| Las Vegas Raiders |               |         |               | Los Angeles Chargers |              |         |                |
|-------------------|---------------|---------|---------------|----------------------|--------------|---------|----------------|
| Offense           |               | Defense |               | Offense              |              | Defense |                |
| WR                | 10 D.Thornton | DE      | 49 C.Snowden  | WR                   | 9 T.Harris   | OLB     | 52 K.Mack      |
| LT                | 70 S.Forsythe | DT      | 69 A.Butler   | LT                   | 68 J.Salyer  | DL      | 90 T.Tart      |
| LG                | 66 D.Parham   | DL      | 95 L.Fotu     | LG                   | 77 Z.Johnson | DL      | 91 D.Hand      |
| C                 | 65 A.Cappa    | DT      | 96 J.Laulu    | C                    | 75 B.Bozeman | OLB     | 45 T.Tuipulotu |
| RG                | 76 C.Rogers   | DE      | 98 M.Crosby   | RG                   | 73 M.Becton  | LB      | 0 D.Henley     |
| RT                | 71 D.Glaze    | MLB     | 52 E.Roberts  | RT                   | 79 T.Pipkins | LB      | 6 D.Perryman   |
| TE                | 80 I.Thomas   | LB      | 45 D.White    | TE                   | 86 O.Gadsden | DB      | 2 E.Molden     |
| TE                | 89 B.Bowers   | CB      | 22 E.Stokes   | TE                   | 42 T.Fisk    | CB      | 26 D.Jackson   |
| WR                | 1 T.Tucker    | CB      | 26 D.Porter   | QB                   | 10 J.Herbert | CB      | 29 T.Still     |
| QB                | 7 G.Smith     | FS      | 20 I.Pola-Mao | FB                   | 44 S.Matlock | S       | 27 R.Mickens   |
| RB                | 2 A.Jeanty    | SS      | 11 J.Chinn    | RB                   | 30 K.Vidal   | S       | 3 D.James      |

## Substitutions

P 6 A.Cole, K 8 D.Carlson, DE 9 T.Wilson, WR 17 T.Lockett, WR 18 J.Bech, RB 23 D.Laube, CB 25 D.Richardson, S 27 T.McCollum, RB 31 R.Mostert, S 32 L.Johnson, LB 33 J.Adams, CB 36 K.Kelly, CB 41 G.Vance, LB 44 T.Eichenberg, TE 46 C.Runyon, LS 50 J.Bobenmoyer, DE 51 M.Koonce, LB 55 C.Lindenberg, G 56 A.Mafi, LB 59 J.Rhattigan, T 60 C.Grant, C 67 W.Putnam, WR 81 A.Bachman, DT 92 J.Pegues, DT 99 T.Booker

## Substitutions

WR 1 Q.Johnston, QB 5 T.Lance, K 11 C.Dicker, WR 12 D.Davis, WR 13 K.Allen, WR 15 L.McConkey, P 16 J.Scott, CB 20 C.Hart, S 23 T.Jefferson, CB 24 B.St-Juste, RB 32 J.Patterson, DB 33 D.Leonard, RB 38 T.Williams, S 40 K.Williamson, LB 43 T.Dye, LS 47 J.Harris, OLB 48 B.Dupree, LB 53 D.Phillips, LB 58 M.Wax, T 64 T.Penning, T 66 B.Hart, C 78 A.James, TE 83 T.Conklin, DL 92 J.Eboigbe, OLB 98 O.Oweh, DT 99 J.Caldwell

## Did Not Play

QB 15 K.Pickett

## Did Not Play

## Not Active

RB 3 Z.White, 3QB 12 A.O'Connell, CB 30 D.Holmes, LB 48 J.Davis, C/G 61 J.Meredith, TE 87 M.Mayer, DT 97 T.Hemingway

## Not Active

CB 46 N.Reed, OLB 54 K.Kennard, T 74 A.Deculus, WR 84 K.Lambert-Smith, TE 89 W.Dissly, DL 96 N.Jones

## Field Goals (made ( ) & missed)

|          |                      | C.Dicker |   | (56) |    |    |       |
|----------|----------------------|----------|---|------|----|----|-------|
|          |                      | 1        | 2 | 3    | 4  | OT | Total |
| VISITOR: | Las Vegas Raiders    | 0        | 7 | 0    | 7  | 0  | 14    |
| HOME:    | Los Angeles Chargers | 7        | 0 | 14   | 10 | 0  | 31    |

## Scoring Plays

| Team                    | Qtr | Time  | Play Description (Extra Point) (Drive Info)                         | Visitor    | Home |
|-------------------------|-----|-------|---|------------|------|
| Chargers                | 1   | 4:21  | Q.Johnston 10 yd. pass from J.Herbert (C.Dicker kick) (14-74, 8:50) | 0          | 7    |
| Raiders                 | 2   | 1:50  | B.Bowers 6 yd. pass from G.Smith (D.Carlson kick) (9-82, 4:42)      | 7          | 7    |
| Chargers                | 3   | 14:03 | K.Vidal 59 yd. run (C.Dicker kick) (3-67, 0:57)                     | 7          | 14   |
| Chargers                | 3   | 2:23  | L.McConkey 7 yd. pass from J.Herbert (C.Dicker kick) (8-60, 5:02)   | 7          | 21   |
| Chargers                | 4   | 14:49 | C.Dicker 56 yd. Field Goal (4-4, 1:02)                              | 7          | 24   |
| Raiders                 | 4   | 7:49  | B.Bowers 6 yd. pass from G.Smith (D.Carlson kick) (13-65, 7:00)     | 14         | 24   |
| Chargers                | 4   | 1:55  | J.Patterson 2 yd. run (C.Dicker kick) (13-68, 5:54)                 | 14         | 31   |
| Paid Attendance: 71,018 |     |       |   | Time: 2:50 |      |

Final Individual Statistics

| Las Vegas Raiders |  |     |     |      |       |      |      |    |       | Los Angeles Chargers |  |     |     |      |       |      |      |    |       |
|-------------------|--|-----|-----|------|-------|------|------|----|-------|----------------------|--|-----|-----|------|-------|------|------|----|-------|
| RUSHING           |  |     |     | ATT  | YDS   | AVG  | LG   | TD |       | RUSHING              |  |     |     | ATT  | YDS   | AVG  | LG   | TD |       |
| A.Jeanty          |  |     |     | 15   | 31    | 2.1  | 9    | 0  |       | K.Vidal              |  |     |     | 25   | 126   | 5.0  | 59   | 1  |       |
| R.Mostert         |  |     |     | 1    | 6     | 6.0  | 6    | 0  |       | J.Patterson          |  |     |     | 11   | 54    | 4.9  | 22   | 1  |       |
| G.Smith           |  |     |     | 2    | -6    | -3.0 | -1   | 0  |       | J.Herbert            |  |     |     | 3    | 8     | 2.7  | 4    | 0  |       |
|                   |  |     |     |      |       |      |      |    |       | T.Lance              |  |     |     | 4    | 4     | 1.0  | 4    | 0  |       |
| Total             |  |     |     | 18   | 31    | 1.7  | 9    | 0  |       | Total                |  |     |     | 43   | 192   | 4.5  | 59   | 2  |       |
| PASSING           |  | ATT | CMP | YDS  | SK/YD | TD   | LG   | IN | RT    | PASSING              |  | ATT | CMP | YDS  | SK/YD | TD   | LG   | IN | RT    |
| G.Smith           |  | 23  | 18  | 165  | 5/40  | 2    | 27   | 1  | 107.4 | J.Herbert            |  | 20  | 15  | 151  | 3/11  | 2    | 27   | 1  | 108.5 |
|                   |  |     |     |      |       |      |      |    |       | T.Lance              |  | 1   | 1   | 9    | 0/0   | 0    | 9    | 0  | 104.2 |
| Total             |  | 23  | 18  | 165  | 5/40  | 2    | 27   | 1  | 107.4 | Total                |  | 21  | 16  | 160  | 3/11  | 2    | 27   | 1  | 109.2 |
| PASS RECEIVING    |  |     |     | TAR  | REC   | YDS  | AVG  | LG | TD    | PASS RECEIVING       |  |     |     | TAR  | REC   | YDS  | AVG  | LG | TD    |
| A.Jeanty          |  |     |     | 8    | 6     | 30   | 5.0  | 8  | 0     | L.McConkey           |  |     |     | 6    | 4     | 39   | 9.8  | 15 | 1     |
| B.Bowers          |  |     |     | 4    | 4     | 63   | 15.8 | 27 | 2     | K.Allen              |  |     |     | 5    | 4     | 30   | 7.5  | 10 | 0     |
| T.Tucker          |  |     |     | 3    | 3     | 20   | 6.7  | 9  | 0     | T.Harris             |  |     |     | 4    | 3     | 30   | 10.0 | 16 | 0     |
| J.Bech            |  |     |     | 3    | 2     | 22   | 11.0 | 16 | 0     | Q.Johnston           |  |     |     | 3    | 3     | 23   | 7.7  | 10 | 1     |
| D.Thornton        |  |     |     | 2    | 1     | 11   | 11.0 | 11 | 0     | O.Gadsden            |  |     |     | 2    | 1     | 27   | 27.0 | 27 | 0     |
| T.Lockett         |  |     |     | 1    | 1     | 11   | 11.0 | 11 | 0     | K.Vidal              |  |     |     | 1    | 1     | 11   | 11.0 | 11 | 0     |
| I.Thomas          |  |     |     | 1    | 1     | 8    | 8.0  | 8  | 0     |                      |  |     |     |      |       |      |      |    |       |
| Total             |  |     |     | 22   | 18    | 165  | 9.2  | 27 | 2     | Total                |  |     |     | 21   | 16    | 160  | 10.0 | 27 | 2     |
| INTERCEPTIONS     |  |     |     | NO   | YDS   | AVG  | LG   | TD |       | INTERCEPTIONS        |  |     |     | NO   | YDS   | AVG  | LG   | TD |       |
| K.Kelly           |  |     |     | 1    | 0     | 0.0  | 0    | 0  |       | T.Jefferson          |  |     |     | 1    | 0     | 0.0  | 0    | 0  |       |
| Total             |  |     |     | 1    | 0     | 0.0  | 0    | 0  |       | Total                |  |     |     | 1    | 0     | 0.0  | 0    | 0  |       |
| PUNTING           |  | NO  | YDS | AVG  | NET   | TB   | IN20 | LG |       | PUNTING              |  | NO  | YDS | AVG  | NET   | TB   | IN20 | LG |       |
| A.Cole            |  | 4   | 186 | 46.5 | 42.0  | 0    | 2    | 51 |       | J.Scott              |  | 2   | 115 | 57.5 | 46.5  | 1    | 0    | 58 |       |
| Total             |  | 4   | 186 | 46.5 | 42.0  | 0    | 2    | 51 |       | Total                |  | 2   | 115 | 57.5 | 46.5  | 1    | 0    | 58 |       |
| PUNT RETURNS      |  |     |     | NO   | YDS   | AVG  | FC   | LG | TD    | PUNT RETURNS         |  |     |     | NO   | YDS   | AVG  | FC   | LG | TD    |
| A.Bachman         |  |     |     | 1    | 2     | 2.0  | 0    | 2  | 0     | D.Davis              |  |     |     | 1    | 18    | 18.0 | 1    | 18 | 0     |
| [TOUCHBACK]       |  |     |     | 1    | 0     | 0.0  | 0    | 0  | 0     | T.Dye                |  |     |     | 1    | 0     | 0.0  | 0    | 0  | 0     |
|                   |  |     |     |      |       |      |      |    |       | [OUT OF BOUNDS]      |  |     |     | 1    | 0     | 0.0  | 0    | 0  | 0     |
| Total             |  |     |     | 1    | 2     | 2.0  | 0    | 2  | 0     | Total                |  |     |     | 2    | 18    | 9.0  | 1    | 18 | 0     |
| KICKOFF RETURNS   |  |     |     | NO   | YDS   | AVG  | FC   | LG | TD    | KICKOFF RETURNS      |  |     |     | NO   | YDS   | AVG  | FC   | LG | TD    |
| D.Laube           |  |     |     | 3    | 79    | 26.3 | 0    | 27 | 0     | D.Davis              |  |     |     | 3    | 88    | 29.3 | 0    | 30 | 0     |
| R.Mostert         |  |     |     | 1    | 29    | 29.0 | 0    | 29 | 0     |                      |  |     |     |      |       |      |      |    |       |
| [TOUCHBACK]       |  |     |     | 2    | 0     | 0.0  | 0    | 0  | 0     |                      |  |     |     |      |       |      |      |    |       |
| Total             |  |     |     | 4    | 108   | 27.0 | 0    | 29 | 0     | Total                |  |     |     | 3    | 88    | 29.3 | 0    | 30 | 0     |

Las Vegas Raiders

| FUMBLES | FUM | LOST | OWN-REC | YDS | TD | FORCED | OPP-REC | YDS | TD | OUT-BDS |
|---------|-----|------|---------|-----|----|--------|---------|-----|----|---------|
| G.Smith | 1   | 0    | 1       | 0   | 0  | 0      | 0       | 0   | 0  | 0       |
| Total   | 1   | 0    | 1       | 0   | 0  | 0      | 0       | 0   | 0  | 0       |

Los Angeles Chargers

| FUMBLES | FUM | LOST | OWN-REC | YDS | TD | FORCED | OPP-REC | YDS | TD | OUT-BDS |
|---------|-----|------|---------|-----|----|--------|---------|-----|----|---------|
| K.Mack  | 0   | 0    | 0       | 0   | 0  | 1      | 0       | 0   | 0  | 0       |
| Total   | 0   | 0    | 0       | 0   | 0  | 1      | 0       | 0   | 0  | 0       |

Las Vegas Raiders vs Los Angeles Chargers  
11/30/2025 at SoFi Stadium

## Final Team Statistics

|  | Visitor<br>Raiders | Home<br>Chargers |
|--|--------------------|------------------|
| <b>TOTAL FIRST DOWNS</b>                             | 12                 | 22               |
| By Rushing   | 1                  | 8                |
| By Passing   | 9                  | 11               |
| By Penalty   | 2                  | 3                |
| <b>THIRD DOWN EFFICIENCY</b>                         | 2-8-25.0%          | 12-17-70.6%      |
| <b>FOURTH DOWN EFFICIENCY</b>                        | 0-2-0.0%           | 0-1-0.0%         |
| <b>TOTAL NET YARDS</b>                               | 156                | 341              |
| Total Offensive Plays (inc. times thrown passing)    | 46                 | 67               |
| Average gain per offensive play                      | 3.4                | 5.1              |
| <b>NET YARDS RUSHING</b>                             | 31                 | 192              |
| Total Rushing Plays                                  | 18                 | 43               |
| Average gain per rushing play                        | 1.7                | 4.5              |
| Tackles for a loss-number and yards                  | 5-9                | 4-5              |
| <b>NET YARDS PASSING</b>                             | 125                | 149              |
| Times thrown - yards lost attempting to pass         | 5-40               | 3-11             |
| Gross yards passing                                  | 165                | 160              |
| <b>PASS ATTEMPTS-COMPLETIONS-HAD INTERCEPTED</b>     | 23-18-1            | 21-16-1          |
| Avg gain per pass play (inc.# thrown passing)        | 4.5                | 6.2              |
| <b>KICKOFFS Number-In End Zone-Touchbacks</b>        | 3-0-0              | 6-2-2            |
| <b>PUNTS Number and Average</b>                      | 4-46.5             | 2-57.5           |
| Had Blocked  | 0                  | 0                |
| <b>FGs - PATs Had Blocked</b>                        | 0-0                | 0-0              |
| <b>Net Punting Average</b>                           | 42.0               | 46.5             |
| <b>TOTAL RETURN YARDAGE (Not Including Kickoffs)</b> | 2                  | 18               |
| No. and Yards Punt Returns                           | 1-2                | 2-18             |
| No. and Yards Kickoff Returns                        | 4-108              | 3-88             |
| No. and Yards Interception Returns                   | 1-0                | 1-0              |
| <b>PENALTIES Number and Yards</b>                    | 4-50               | 4-27             |
| <b>FUMBLES Number and Lost</b>                       | 1-0                | 0-0              |
| <b>TOUCHDOWNS</b>                                    | 2                  | 4                |
| Rushing  | 0                  | 2                |
| Passing  | 2                  | 2                |
| <b>EXTRA POINTS Made-Attempts</b>                    | 2-2                | 4-4              |
| Kicking Made-Attempts                                | 2-2                | 4-4              |
| <b>FIELD GOALS Made-Attempts</b>                     | 0-0                | 1-1              |
| <b>RED ZONE EFFICIENCY</b>                           | 2-2-100%           | 3-5-60%          |
| <b>GOAL TO GO EFFICIENCY</b>                         | 2-2-100%           | 1-2-50%          |
| <b>SAFETIES</b>                                      | 0                  | 0                |
| <b>FINAL SCORE</b>                                   | 14                 | 31               |
| <b>TIME OF POSSESSION</b>                            | 24:12              | 35:48            |

Ball Possession And Drive Chart

| Las Vegas Raiders |           |           |           |                   |             |        |          |         |         |          |           |              |
|-------------------|-----------|-----------|-----------|-------------------|-------------|--------|----------|---------|---------|----------|-----------|--------------|
| #                 | Time Recd | Time Lost | Time Poss | How Ball Obtained | Drive Began | # Play | Yds Gain | Yds Pen | Net Yds | 1st Down | Last Scrm | How Given Up |
| 1                 | 15:00     | 13:11     | 1:49      | Kickoff           | LV 37       | 3      | -3       | 0       | -3      | 0        | LV 34     | Punt         |
| 2                 | 4:21      | 1:48      | 2:33      | Kickoff           | LV 28       | 4      | 19       | 0       | 19      | 1        | LV 47     | Punt         |
| 3                 | 8:35      | 7:48      | 0:47      | Interception      | LV 2        | 2      | 1        | 0       | 1       | 0        | LV 3      | Interception |
| 4                 | 6:32      | 1:50      | 4:42      | Downs             | LV 18       | 9      | 69       | 13      | 82      | 5        | * LAC 6   | Touchdown    |
| 5                 | 0:20      | 0:00      | 0:20      | Punt              | LV 20       | 1      | -1       | 0       | -1      | 0        | LV 20     | End of Half  |
| 6                 | 14:03     | 11:56     | 2:07      | Kickoff           | LV 35       | 3      | 1        | 0       | 1       | 0        | LV 36     | Punt         |
| 7                 | 9:37      | 7:25      | 2:12      | Punt              | LV 30       | 3      | -3       | 0       | -3      | 0        | LV 27     | Punt         |
| 8                 | 2:23      | 0:51      | 1:32      | Kickoff           | LV 34       | 4      | 8        | 0       | 8       | 0        | LV 43     | Downs        |
| 9                 | 14:49     | 7:49      | 7:00      | Kickoff           | LV 35       | 13     | 62       | 3       | 65      | 6        | * LAC 6   | Touchdown    |
| 10                | 1:55      | 0:45      | 1:10      | Kickoff           | LV 34       | 4      | 3        | 0       | 3       | 0        | LV 31     | Downs        |

(273) Average LV 27

| Los Angeles Chargers |           |           |           |                   |             |        |          |         |         |          |           |              |
|----------------------|-----------|-----------|-----------|-------------------|-------------|--------|----------|---------|---------|----------|-----------|--------------|
| #                    | Time Recd | Time Lost | Time Poss | How Ball Obtained | Drive Began | # Play | Yds Gain | Yds Pen | Net Yds | 1st Down | Last Scrm | How Given Up |
| 1                    | 13:11     | 4:21      | 8:50      | Punt              | LAC 26      | 14     | 69       | 5       | 74      | 6        | * LV 10   | Touchdown    |
| 2                    | 1:48      | 8:35      | 8:13      | Punt              | LAC 7       | 14     | 72       | 19      | 91      | 6        | * LV 2    | Interception |
| 3                    | 7:48      | 6:32      | 1:16      | Interception      | LV 27       | 4      | 9        | 0       | 9       | 0        | * LV 18   | Downs        |
| 4                    | 1:50      | 0:20      | 1:30      | Kickoff           | LAC 34      | 3      | 9        | 0       | 9       | 0        | LAC 43    | Punt         |
| 5                    | 15:00     | 14:03     | 0:57      | Kickoff           | LAC 33      | 3      | 67       | 0       | 67      | 1        | LAC 41    | Touchdown    |
| 6                    | 11:56     | 9:37      | 2:19      | Punt              | LAC 14      | 3      | 0        | 0       | 0       | 0        | LAC 14    | Punt         |
| 7                    | 7:25      | 2:23      | 5:02      | Punt              | LAC 40      | 8      | 60       | 0       | 60      | 3        | * LV 7    | Touchdown    |
| 8                    | 0:51      | 14:49     | 1:02      | Downs             | LV 42       | 4      | 4        | 0       | 4       | 0        | LV 38     | Field Goal   |
| 9                    | 7:49      | 1:55      | 5:54      | Kickoff           | LAC 32      | 13     | 53       | 15      | 68      | 6        | * LV 2    | Touchdown    |
| 10                   | 0:45      | 0:00      | 0:45      | Downs             | LV 37       | 2      | -2       | 0       | -2      | 0        | LV 38     | End of Game  |

(380) Average LAC 38

\* inside opponent's 20

| Time of Possession by Quarter   |                      | 1st                | 2nd  | 3rd  | 4th                  | OT | Total |
|---------------------------------|----------------------|--------------------|------|------|----------------------|----|-------|
| Visitor                         | Las Vegas Raiders    | 4:22               | 5:49 | 5:51 | 8:10                 |    | 24:12 |
| Home                            | Los Angeles Chargers | 10:38              | 9:11 | 9:09 | 6:50                 |    | 35:48 |
| Kickoff Drive No.-Start Average |                      | Raiders: 6 - LV 34 |      |      | Chargers: 3 - LAC 33 |    |       |

Las Vegas Raiders vs Los Angeles Chargers  
11/30/2025 at SoFi Stadium

Final Defensive Statistics

| Las Vegas Raiders | Regular Defensive Plays |     |      |    |       |     |   |    |    |    |    |     | Special Teams |    |    |    |     | Misc |    |    |  |
|-------------------|-------------------------|-----|------|----|-------|-----|---|----|----|----|----|-----|---------------|----|----|----|-----|------|----|----|--|
|                   | TKL                     | AST | COMB | SK | / YDS | TFL | Q | IN | PD | FF | FR | TKL | AST           | FF | FR | BL | TKL | AST  | FF | FR |  |
| J.Chinn           | 8                       | 9   | 17   | 0  | 0     | 0   | 0 | 0  | 0  | 0  | 0  | 0   | 0             | 0  | 0  | 0  | 0   | 0    | 0  | 0  |  |
| D.White           | 5                       | 6   | 11   | 0  | 0     | 0   | 0 | 0  | 0  | 0  | 0  | 0   | 0             | 0  | 0  | 0  | 0   | 0    | 0  | 0  |  |
| M.Crosby          | 6                       | 3   | 9    | 2  | 8     | 4   | 2 | 0  | 0  | 0  | 0  | 0   | 0             | 0  | 0  | 0  | 0   | 0    | 0  | 0  |  |
| A.Butler          | 1                       | 5   | 6    | 0  | 0     | 0   | 0 | 0  | 0  | 0  | 0  | 0   | 0             | 0  | 0  | 0  | 0   | 0    | 0  | 0  |  |
| T.Booker          | 3                       | 2   | 5    | 0  | 0     | 0   | 0 | 0  | 0  | 0  | 0  | 0   | 0             | 0  | 0  | 0  | 0   | 0    | 0  | 0  |  |
| D.Porter          | 3                       | 0   | 3    | 0  | 0     | 0   | 0 | 0  | 0  | 0  | 0  | 0   | 0             | 0  | 0  | 0  | 0   | 0    | 0  | 0  |  |
| J.Adams           | 2                       | 1   | 3    | 0  | 0     | 1   | 0 | 0  | 0  | 0  | 0  | 0   | 0             | 0  | 0  | 0  | 0   | 0    | 0  | 0  |  |
| E.Roberts         | 0                       | 3   | 3    | 0  | 0     | 0   | 1 | 0  | 0  | 0  | 0  | 0   | 0             | 0  | 0  | 0  | 0   | 0    | 0  | 0  |  |
| M.Koonce          | 2                       | 0   | 2    | 1  | 3     | 1   | 1 | 0  | 0  | 0  | 0  | 0   | 0             | 0  | 0  | 0  | 0   | 0    | 0  | 0  |  |
| K.Kelly           | 2                       | 0   | 2    | 0  | 0     | 0   | 0 | 1  | 1  | 0  | 0  | 0   | 0             | 0  | 0  | 0  | 0   | 0    | 0  | 0  |  |
| T.Wilson          | 2                       | 0   | 2    | 0  | 0     | 1   | 0 | 0  | 0  | 0  | 0  | 0   | 0             | 0  | 0  | 0  | 0   | 0    | 0  | 0  |  |
| I.Pola-Mao        | 2                       | 0   | 2    | 0  | 0     | 0   | 0 | 0  | 0  | 0  | 0  | 0   | 0             | 0  | 0  | 0  | 0   | 0    | 0  | 0  |  |
| L.Fotu            | 0                       | 2   | 2    | 0  | 0     | 0   | 0 | 0  | 0  | 0  | 0  | 0   | 0             | 0  | 0  | 0  | 0   | 0    | 0  | 0  |  |
| J.Laulu           | 0                       | 2   | 2    | 0  | 0     | 0   | 0 | 0  | 0  | 0  | 0  | 0   | 0             | 0  | 0  | 0  | 0   | 0    | 0  | 0  |  |
| G.Vance           | 1                       | 0   | 1    | 0  | 0     | 0   | 0 | 0  | 0  | 0  | 0  | 0   | 0             | 0  | 0  | 0  | 0   | 0    | 0  | 0  |  |
| C.Snowden         | 1                       | 0   | 1    | 0  | 0     | 0   | 0 | 0  | 0  | 0  | 0  | 0   | 0             | 0  | 0  | 0  | 0   | 0    | 0  | 0  |  |
| E.Stokes          | 1                       | 0   | 1    | 0  | 0     | 0   | 0 | 0  | 0  | 0  | 0  | 0   | 0             | 0  | 0  | 0  | 0   | 0    | 0  | 0  |  |
| J.Pegues          | 0                       | 1   | 1    | 0  | 0     | 0   | 0 | 0  | 0  | 0  | 0  | 0   | 0             | 0  | 0  | 0  | 0   | 0    | 0  | 0  |  |
| D.Richardson      | 0                       | 0   | 0    | 0  | 0     | 0   | 0 | 0  | 0  | 0  | 0  | 2   | 0             | 0  | 0  | 0  | 0   | 0    | 0  | 0  |  |
| C.Lindenberg      | 0                       | 0   | 0    | 0  | 0     | 0   | 0 | 0  | 0  | 0  | 0  | 1   | 0             | 0  | 0  | 0  | 0   | 0    | 0  | 0  |  |
| T.Eichenberg      | 0                       | 0   | 0    | 0  | 0     | 0   | 0 | 0  | 0  | 0  | 0  | 0   | 1             | 0  | 0  | 0  | 0   | 0    | 0  | 0  |  |
| A.Bachman         | 0                       | 0   | 0    | 0  | 0     | 0   | 0 | 0  | 0  | 0  | 0  | 0   | 1             | 0  | 0  | 0  | 0   | 0    | 0  | 0  |  |
| G.Smith           | 0                       | 0   | 0    | 0  | 0     | 0   | 0 | 0  | 0  | 0  | 0  | 0   | 0             | 0  | 0  | 0  | 0   | 0    | 0  | 1  |  |
| Total             | 39                      | 34  | 73   | 3  | 11    | 7   | 4 | 1  | 1  | 0  | 0  | 3   | 2             | 0  | 0  | 0  | 0   | 0    | 0  | 1  |  |

TKL = Tackle AST = Assist COMB = Combined QH=QB Hit IN = Interception PD = Pass Defense FF = Forced Fumble FR = Fumble Recovery

| Los Angeles Chargers | Regular Defensive Plays |     |      |     |       |     |    |    |    |    |    |     | Special Teams |    |    |    |     | Misc |    |    |  |
|----------------------|-------------------------|-----|------|-----|-------|-----|----|----|----|----|----|-----|---------------|----|----|----|-----|------|----|----|--|
|                      | TKL                     | AST | COMB | SK  | / YDS | TFL | QH | IN | PD | FF | FR | TKL | AST           | FF | FR | BL | TKL | AST  | FF | FR |  |
| D.Perryman           | 6                       | 1   | 7    | 0   | 0     | 1   | 0  | 0  | 0  | 0  | 0  | 0   | 0             | 0  | 0  | 0  | 0   | 0    | 0  | 0  |  |
| T.Tuipulotu          | 5                       | 1   | 6    | 2   | 16    | 4   | 2  | 0  | 1  | 0  | 0  | 0   | 1             | 0  | 0  | 0  | 0   | 0    | 0  | 0  |  |
| E.Molden             | 2                       | 3   | 5    | 0   | 0     | 0   | 0  | 0  | 0  | 0  | 0  | 0   | 0             | 0  | 0  | 0  | 0   | 0    | 0  | 0  |  |
| K.Mack               | 2                       | 2   | 4    | 0.5 | 4     | 0   | 2  | 0  | 0  | 1  | 0  | 0   | 0             | 0  | 0  | 0  | 0   | 0    | 0  | 0  |  |
| J.Eboigbe            | 3                       | 0   | 3    | 0   | 0     | 1   | 0  | 0  | 0  | 0  | 0  | 0   | 0             | 0  | 0  | 0  | 0   | 0    | 0  | 0  |  |
| C.Hart               | 3                       | 0   | 3    | 0   | 0     | 0   | 0  | 0  | 0  | 0  | 0  | 0   | 0             | 0  | 0  | 0  | 0   | 0    | 0  | 0  |  |
| D.Henley             | 2                       | 1   | 3    | 0.5 | 4.5   | 1   | 1  | 0  | 0  | 0  | 0  | 0   | 0             | 0  | 0  | 0  | 0   | 0    | 0  | 0  |  |
| T.Jefferson          | 2                       | 1   | 3    | 0   | 0     | 0   | 0  | 1  | 1  | 0  | 0  | 0   | 0             | 0  | 0  | 0  | 0   | 0    | 0  | 0  |  |
| B.Dupree             | 2                       | 0   | 2    | 1   | 7     | 1   | 1  | 0  | 0  | 0  | 0  | 0   | 0             | 0  | 0  | 0  | 0   | 0    | 0  | 0  |  |
| T.Tart               | 2                       | 0   | 2    | 0   | 0     | 0   | 0  | 0  | 1  | 0  | 0  | 0   | 0             | 0  | 0  | 0  | 0   | 0    | 0  | 0  |  |
| D.James              | 1                       | 1   | 2    | 0.5 | 4.5   | 0   | 1  | 0  | 0  | 0  | 0  | 0   | 0             | 0  | 0  | 0  | 0   | 0    | 0  | 0  |  |
| D.Jackson            | 1                       | 1   | 2    | 0   | 0     | 0   | 0  | 0  | 1  | 0  | 0  | 0   | 0             | 0  | 0  | 0  | 0   | 0    | 0  | 0  |  |
| T.Still              | 0                       | 2   | 2    | 0   | 0     | 0   | 0  | 0  | 0  | 0  | 0  | 0   | 0             | 0  | 0  | 0  | 0   | 0    | 0  | 0  |  |
| D.Hand               | 0                       | 1   | 1    | 0.5 | 4     | 0   | 1  | 0  | 0  | 0  | 0  | 0   | 0             | 0  | 0  | 0  | 0   | 0    | 0  | 0  |  |
| O.Oweh               | 0                       | 0   | 0    | 0   | 0     | 0   | 1  | 0  | 0  | 0  | 0  | 0   | 0             | 0  | 0  | 0  | 0   | 0    | 0  | 0  |  |
| T.Dye                | 0                       | 0   | 0    | 0   | 0     | 0   | 0  | 0  | 1  | 0  | 0  | 0   | 0             | 0  | 0  | 0  | 0   | 0    | 0  | 0  |  |
| D.Phillips           | 0                       | 0   | 0    | 0   | 0     | 0   | 0  | 0  | 0  | 0  | 0  | 1   | 1             | 0  | 0  | 0  | 0   | 0    | 0  | 0  |  |
| D.Leonard            | 0                       | 0   | 0    | 0   | 0     | 0   | 0  | 0  | 0  | 0  | 0  | 1   | 1             | 0  | 0  | 0  | 0   | 0    | 0  | 0  |  |
| K.Williamson         | 0                       | 0   | 0    | 0   | 0     | 0   | 0  | 0  | 0  | 0  | 0  | 0   | 1             | 0  | 0  | 0  | 0   | 0    | 0  | 0  |  |
| C.Dicker             | 0                       | 0   | 0    | 0   | 0     | 0   | 0  | 0  | 0  | 0  | 0  | 0   | 1             | 0  | 0  | 0  | 0   | 0    | 0  | 0  |  |
| M.Wax                | 0                       | 0   | 0    | 0   | 0     | 0   | 0  | 0  | 0  | 0  | 0  | 0   | 1             | 0  | 0  | 0  | 0   | 0    | 0  | 0  |  |
| Total                | 31                      | 14  | 45   | 5   | 40    | 8   | 9  | 1  | 5  | 1  | 0  | 2   | 6             | 0  | 0  | 0  | 0   | 0    | 0  | 0  |  |



**11/30/2025 at SoFi Stadium**

## PERIOD SCORES

## TIME OF POSSESSION

## Scoring Plays

## TOTAL FIRST DOWNS

Los Angeles Chargers

6

12

4 - 6 - 2

1-3-33.3%

6-9-66.7%

## 85

19

## 26

76

2-17

7 - 5 - 1

13 - 10 - 1

2 - 42.5

1 - 57.0

3 - 35

3 - 24

1 - 0

0 - 0

1-1-100%

1-3-33%

LV 21

LAC 35

## Los Angeles Chargers

[illegible]

First Half Summary

| Los Angeles Chargers |     |     |      | Regular Defensive Plays |       |     |    |    |    |    |    |  |     | Special Teams |    |    |    |  | Misc |     |    |    |
|----------------------|-----|-----|------|-------------------------|-------|-----|----|----|----|----|----|--|-----|---------------|----|----|----|--|------|-----|----|----|
|                      | TKL | AST | COMB | SK                      | / YDS | TFL | QH | IN | PD | FF | FR |  | TKL | AST           | FF | FR | BL |  | TKL  | AST | FF | FR |
| K.Mack               | 2   | 1   | 3    | 0.5                     | 4     | 0   | 1  | 0  | 0  | 1  | 0  |  | 0   | 0             | 0  | 0  | 0  |  | 0    | 0   | 0  | 0  |
| E.Molden             | 1   | 2   | 3    | 0                       | 0     | 0   | 0  | 0  | 0  | 0  | 0  |  | 0   | 0             | 0  | 0  | 0  |  | 0    | 0   | 0  | 0  |
| T.Jefferson          | 1   | 1   | 2    | 0                       | 0     | 0   | 0  | 1  | 1  | 0  | 0  |  | 0   | 0             | 0  | 0  | 0  |  | 0    | 0   | 0  | 0  |
| D.Perryman           | 1   | 1   | 2    | 0                       | 0     | 0   | 0  | 0  | 0  | 0  | 0  |  | 0   | 0             | 0  | 0  | 0  |  | 0    | 0   | 0  | 0  |
| Total                | 5   | 5   | 10   | 0.5                     | 4     | 0   | 1  | 1  | 1  | 1  | 0  |  | 0   | 0             | 0  | 0  | 0  |  | 0    | 0   | 0  | 0  |

Play By Play

First Quarter

11/30/2025

LAC wins the coin toss and elects to defer. LV elects to Receive, and LAC elects to defend the north goal.

C.Dicker kicks 56 yards from LAC 35 to LV 9. D.Laube MUFFS catch, and recovers at LV 10. D.Laube pushed ob at LV 37 for 27 yards (K.Williamson; C.Dicker).

Las Vegas Raiders at 15:00, (1st play from scrimmage 14:54)

- 1-10-LV 37(14:54) A.Jeanty up the middle to LV 42 for 5 yards (K.Mack).
- 2-5-LV 42(14:19) G.Smith pass incomplete short right to A.Jeanty (T.Tuipulotu) [K.Mack].
- 3-5-LV 42(14:14) (Shotgun) G.Smith sacked at LV 34 for -8 yards (sack split by K.Mack and D.Hand). FUMBLES (K.Mack) [D.Hand], and recovers at LV 34.
- 4-13-LV 34(13:23) A.Cole punts 40 yards to LAC 26, impetus ends at LAC 27, Center-J.Bobenmoyer. T.Dye to LAC 26 for no gain.

Los Angeles Chargers at 13:11

- 1-10-LAC 26(13:11) K.Vidal left tackle to LAC 30 for 4 yards (L.Fotu; D.White).
- 2-6-LAC 30(12:34) (Shotgun) J.Herbert scrambles up the middle to LAC 33 for 3 yards (A.Butler).
- 3-3-LAC 33(11:54) (Shotgun) J.Herbert pass short middle to K.Allen to LAC 43 for 10 yards (D.Porter).P1
- Penalty on LV-D.Porter, Defensive Holding, declined.
- 1-10-LAC 43(11:40) K.Vidal left end to LAC 46 for 3 yards (M.Crosby; D.White).
- 2-7-LAC 46(10:54) (Shotgun) PENALTY on LV-M.Crosby, Neutral Zone Infraction, 5 yards, enforced at LAC 46 - No Play.
- 2-2-LV 49(10:34) (Shotgun) K.Vidal up the middle to LV 44 for 5 yards (M.Crosby).R2
- 1-10-LV 44(9:55) (Shotgun) J.Patterson right guard to LV 38 for 6 yards (D.White; J.Chinn).
- 2-4-LV 38(9:19) (Shotgun) J.Patterson left end to LV 35 for 3 yards (J.Adams).
- 3-1-LV 35(8:43) (Shotgun) K.Vidal right guard to LV 32 for 3 yards (T.Booker).R3
- 1-10-LV 32(8:03) (Shotgun) J.Herbert pass short right to K.Vidal pushed ob at LV 21 for 11 yards (D.White).P4
- 1-10-LV 21(7:21) (Shotgun) K.Vidal up the middle to LV 19 for 2 yards (A.Butler; E.Roberts).
- 2-8-LV 19(6:41) (Shotgun) J.Herbert pass short left to Q.Johnston to LV 16 for 3 yards (D.Porter).
- 3-5-LV 16(5:57) (Shotgun) J.Herbert pass short left to K.Allen to LV 11 for 5 yards (D.White).P5
- 1-10-LV 11(5:15) J.Herbert scrambles left end to LV 10 for 1 yard (J.Chinn).
- 2-9-LV 10(4:28) (Shotgun) J.Herbert pass short left to Q.Johnston for 10 yards, TOUCHDOWN.P6
- C.Dicker extra point is GOOD, Center-J.Harris, Holder-J.Scott.

Timeout at 04:21.

LV 0 LAC 7, 14 plays, 74 yards, 1 penalty, 8:50 drive, 10:39 elapsed

C.Dicker kicks 62 yards from LAC 35 to LV 3. D.Laube to LV 28 for 25 yards (D.Phillips; T.Tuipulotu).

Las Vegas Raiders at 4:21, (1st play from scrimmage 4:15)

- 1-10-LV 28(4:15) (Shotgun) G.Smith pass short left to B.Bowers to LAC 45 for 27 yards (T.Still; D.Perryman).P1
- 1-10-LAC 45(3:43) A.Jeanty left tackle to LAC 44 for 1 yard (B.Dupree).
- Timeout #1 by LAC at 03:19.
- 2-9-LAC 44(3:19) A.Jeanty right guard to LAC 44 for no gain (T.Tart).
- Timeout #1 by LV at 02:34.
- 3-9-LAC 44(2:34) (Shotgun) G.Smith sacked at LV 47 for -9 yards (sack split by D.James and D.Henley).
- 4-18-LV 47(1:54) A.Cole punts 46 yards to LAC 7, Center-J.Bobenmoyer, fair catch by D.Davis.

Timeout at 01:48.

Los Angeles Chargers at 1:48

- 1-10-LAC 7(1:48) (Shotgun) K.Vidal left guard to LAC 7 for no gain (J.Chinn; E.Roberts).
- 2-10-LAC 7(1:09) (Shotgun) T.Lance pass short left to T.Harris pushed ob at LAC 16 for 9 yards (D.Porter).
- \*\* Injury Update: LAC-J.Herbert return is Questionable.
- 3-1-LAC 16(:23) T.Penning reported in as eligible. PENALTY on LAC-T.Pipkins, False Start, 5 yards, enforced at LAC 16 - No Play.
- 3-6-LAC 11(:13) (Shotgun) K.Vidal right end to LAC 19 for 8 yards (G.Vance).R7

END OF QUARTER

|                      | Time  |       | First Downs |   |   |   | Efficiencies |        |
|----------------------|-------|-------|-------------|---|---|---|--------------|--------|
|                      | Score | Poss  | R           | P | X | T | 3 Down       | 4 Down |
| Las Vegas Raiders    | 0     | 4:22  | 0           | 1 | 0 | 1 | 0/2          | 0/0    |
| Los Angeles Chargers | 7     | 10:38 | 3           | 4 | 0 | 7 | 4/4          | 0/0    |

Second Quarter

11/30/2025

Play By Play

Los Angeles Chargers continued.

|                    |  |     |
|--------------------|--|-----|
| <u>1-10-LAC 19</u> | (15:00) (Shotgun) K.Vidal up the middle to LAC 24 for 5 yards (T.Wilson).  |     |
| 2-5-LAC 24         | (14:24) (Shotgun) T.Lance scrambles right end to LAC 28 for 4 yards (J.Chinn).   |     |
| 3-1-LAC 28         | (13:40) (Shotgun) K.Vidal left tackle to LAC 31 for 3 yards (I.Pola-Mao).  | R8  |
|                    | <i>PENALTY on LV-D.White, Face Mask, 15 yards, enforced at LAC 31.</i>   | X9  |
| <u>1-10-LAC 46</u> | (13:16) (Shotgun) J.Patterson right tackle to 50 for 4 yards (J.Laulu; D.White).   |     |
| 2-6-50             | (12:34) (Shotgun) T.Lance right end pushed ob at LV 48 for 2 yards (C.Snowden).  |     |
| 3-4-LV 48          | (11:55) (Shotgun) ** Injury Update: LAC-J.Herbert has returned to the game. <i>PENALTY on LAC-J.Salyer, False Start, 6 yards, enforced at LV 48 - No Play.</i> |     |
| 3-10-LAC 46        | (11:36) (Shotgun) J.Herbert pass short left to K.Allen ran ob at LV 44 for 10 yards.   | P10 |
| <u>1-10-LV 44</u>  | (11:05) (Shotgun) K.Vidal left end to LV 44 for no gain (D.White).   |     |
|                    | <i>PENALTY on LV-D.White, Unsportsmanlike Conduct, 15 yards, enforced at LV 44.</i>  | X11 |
| <u>1-10-LV 29</u>  | (10:33) (Shotgun) J.Herbert pass deep left to O.Gadsden to LV 2 for 27 yards (K.Kelly).  | P12 |
| <u>1-2-LV 2</u>    | (9:55) (Shotgun) K.Vidal up the middle to LV 1 for 1 yard (A.Butler; J.Chinn).   |     |
| 2-1-LV 1           | (9:18) (Shotgun) T.Penning reported in as eligible. K.Vidal right end to LV 2 for -1 yards (M.Crosby, J.Chinn).  |     |
|                    | Timeout #2 by LAC at 08:39.  |     |
| 3-2-LV 2           | (8:39) (Shotgun) J.Herbert pass short left intended for L.McConkey INTERCEPTED by K.Kelly at LV 2. K.Kelly ran ob at LV 2 for no gain.                         |     |

Timeout at 08:35.

Las Vegas Raiders at 8:35

|           |   |  |
|-----------|---|--|
| 1-10-LV 2 | (8:35) (Shotgun) A.Jeanty up the middle to LV 3 for 1 yard (K.Mack).  |  |
| 2-9-LV 3  | (7:54) (Shotgun) G.Smith pass deep left intended for D.Thornton INTERCEPTED by T.Jefferson (D.Jackson) at LV 27. T.Jefferson ran ob at LV 27 for no gain. |  |

Timeout at 07:48.

Los Angeles Chargers at 7:48

|            |   |  |
|------------|---|--|
| 1-10-LV 27 | (7:48) (Shotgun) K.Vidal up the middle to LV 23 for 4 yards (M.Koonce).                 |  |
| 2-6-LV 23  | (7:23) (No Huddle, Shotgun) J.Herbert pass incomplete deep right to K.Allen.            |  |
| 3-6-LV 23  | (7:18) (Shotgun) J.Herbert pass short middle to K.Allen to LV 18 for 5 yards (J.Chinn). |  |
| 4-1-LV 18  | (6:37) (Shotgun) K.Vidal left guard to LV 18 for no gain (D.White; A.Butler).           |  |

Timeout at 06:32.

Las Vegas Raiders at 6:32

|                    |  |    |
|--------------------|--|----|
| 1-10-LV 18         | (6:32) G.Smith pass short right to T.Tucker to LV 21 for 3 yards (E.Molden) [O.Oweh].                |    |
| 2-7-LV 21          | (5:47) A.Jeanty left tackle to LV 26 for 5 yards (D.Jackson; T.Jefferson).                           |    |
| 3-2-LV 26          | (5:04) (Shotgun) G.Smith pass short middle to J.Bech to LV 42 for 16 yards (T.Still; E.Molden).      | P2 |
| <u>1-10-LV 42</u>  | (4:39) (No Huddle, Shotgun) A.Jeanty left end pushed ob at LAC 49 for 9 yards (T.Jefferson).         |    |
| 2-1-LAC 49         | (3:57) A.Jeanty right guard to LAC 44 for 5 yards (J.Eboigbe).                                       | R3 |
| <u>1-10-LAC 44</u> | (3:19) A.Jeanty up the middle to LAC 42 for 2 yards (D.Perryman).                                    |    |
| 2-8-LAC 42         | (2:45) (No Huddle, Shotgun) G.Smith pass incomplete deep right to T.Tucker.                          |    |
|                    | <i>PENALTY on LAC-E.Molden, Defensive Pass Interference, 13 yards, enforced at LAC 42 - No Play.</i> | X4 |
| <u>1-10-LAC 29</u> | (2:40) (Shotgun) G.Smith pass deep right to B.Bowers pushed ob at LAC 5 for 24 yards (C.Hart).       | P5 |

Two-Minute Warning

|                  |  |    |
|------------------|--|----|
| <u>1-5-LAC 5</u> | (2:00) A.Jeanty left end to LAC 6 for -1 yards (T.Tuipulotu, E.Molden).        |    |
|                  | Timeout #3 by LAC at 01:54.  |    |
|                  | Timeout #2 by LV at 01:54.   |    |
| 2-6-LAC 6        | (1:54) (Shotgun) G.Smith pass short middle to B.Bowers for 6 yards, TOUCHDOWN. | P6 |
|                  | D.Carlson extra point is GOOD, Center-J.Bobenmoyer, Holder-A.Cole.             |    |

Timeout at 01:50.

LV 7 LAC 7, 9 plays, 82 yards, 1 penalty, 4:42 drive, 13:10 elapsed

D.Carlson kicks 61 yards from LV 35 to LAC 4. D.Davis ran ob at LAC 34 for 30 yards (D.Richardson).

Los Angeles Chargers at 1:50, (1st play from scrimmage 1:42)

|             |  |  |
|-------------|--|--|
| 1-10-LAC 34 | (1:42) (Shotgun) J.Herbert sacked at LAC 28 for -6 yards (M.Crosby). |  |
|             | Timeout #3 by LV at 01:19.   |  |

Las Vegas Raiders vs Los Angeles Chargers at SoFi Stadium

- 2-16-LAC 28 (1:19) (Shotgun) J.Herbert pass incomplete short middle to O.Gadsden.
- 3-16-LAC 28 (1:14) (Shotgun) J.Herbert pass short right to L.McConkey to LAC 43 for 15 yards (I.Pola-Mao).
- 4-1-LAC 43 (:29) J.Scott punts 57 yards to end zone, Center-J.Harris, Touchback.

Las Vegas Raiders at 0:20

- 1-10-LV 20 (:20) G.Smith kneels to LV 19 for -1 yards.

| END OF QUARTER       |       |           | First Downs |   |   |   | Efficiencies |        |
|----------------------|-------|-----------|-------------|---|---|---|--------------|--------|
|                      | Score | Time Poss | R           | P | X | T | 3 Down       | 4 Down |
| Las Vegas Raiders    | 7     | 5:49      | 1           | 3 | 1 | 5 | 1/1          | 0/0    |
| Los Angeles Chargers | 7     | 9:11      | 1           | 2 | 2 | 5 | 2/5          | 0/1    |

Third Quarter

11/30/2025

Play By Play

LAC elects to Receive, and LV elects to defend the North goal.

D.Carlson kicks 61 yards from LV 35 to LAC 4. D.Davis to LAC 33 for 29 yards (D.Richardson).

Los Angeles Chargers at 15:00, (1st play from scrimmage 14:54)

- 1-10-LAC 33 (14:54) (Shotgun) J.Herbert pass incomplete deep left to T.Harris.
- 2-10-LAC 33 (14:49) (Shotgun) J.Herbert pass short right to L.McConkey to LAC 41 for 8 yards (J.Chinn).
- 3-2-LAC 41 (14:13) (Shotgun) K.Vidal left end for 59 yards, TOUCHDOWN.
- C.Dicker extra point is GOOD, Center-J.Harris, Holder-J.Scott.

R13

Timeout at 14:03.

\*\* Injury Update: LV-J.Bech return is Questionable.

LV 7 LAC 14, 3 plays, 67 yards, 0:57 drive, 0:57 elapsed

C.Dicker kicks 65 yards from LAC 35 to end zone, Touchback to the LV 35.

Las Vegas Raiders at 14:03

- 1-10-LV 35 (14:03) G.Smith pass short right to A.Jeanty ran ob at LV 42 for 7 yards (C.Hart).
- 2-3-LV 42 (13:24) A.Jeanty up the middle to LV 44 for 2 yards (T.Tuipulotu).
- 3-1-LV 44 (12:44) (Shotgun) G.Smith sacked at LV 36 for -8 yards (T.Tuipulotu).
- 4-9-LV 36 (12:03) A.Cole punts 50 yards to LAC 14, Center-J.Bobenmoyer, out of bounds.

Timeout at 11:56.

Los Angeles Chargers at 11:56

- 1-10-LAC 14 (11:56) (Shotgun) T.Penning reported in as eligible. K.Vidal up the middle to LAC 19 for 5 yards (A.Butler; J.Chinn).
- 2-5-LAC 19 (11:15) (Shotgun) J.Herbert sacked at LAC 16 for -3 yards (M.Koonce).
- 3-8-LAC 16 (10:30) (Shotgun) J.Herbert sacked at LAC 14 for -2 yards (M.Crosby).
- 4-10-LAC 14 (9:49) J.Scott punts 58 yards to LV 28, Center-J.Harris. A.Bachman to LV 30 for 2 yards (D.Phillips).

Timeout at 09:37.

Las Vegas Raiders at 9:37

- 1-10-LV 30 (9:37) (Shotgun) A.Jeanty right tackle to LV 34 for 4 yards (J.Eboigbe). \*\* Injury Update: LV-J.Bech has returned to the game.
- 2-6-LV 34 (9:01) A.Jeanty up the middle to LV 35 for 1 yard (D.Perryman).
- 3-5-LV 35 (8:18) (Shotgun) G.Smith sacked at LV 27 for -8 yards (T.Tuipulotu).
- 4-13-LV 27 (7:35) A.Cole punts 51 yards to LAC 22, Center-J.Bobenmoyer. D.Davis to LAC 40 for 18 yards (C.Lindenberg).

Timeout at 07:25.

Los Angeles Chargers at 7:25

- 1-10-LAC 40 (7:25) (Shotgun) J.Herbert scrambles right end to LAC 44 for 4 yards (J.Chinn).
- 2-6-LAC 44 (6:46) (Shotgun) K.Vidal left end to LAC 45 for 1 yard (J.Laulu; E.Roberts).
- 3-5-LAC 45 (6:03) (Shotgun) J.Herbert pass short right to T.Harris to LV 39 for 16 yards (D.White).
- 1-10-LV 39 (5:23) (Shotgun) J.Patterson up the middle to LV 37 for 2 yards (J.Chinn; T.Booker).
- 2-8-LV 37 (4:40) (Shotgun) J.Patterson right tackle to LV 15 for 22 yards (J.Chinn).
- 1-10-LV 15 (3:55) (Shotgun) J.Patterson left guard to LV 12 for 3 yards (T.Booker; J.Adams).
- 2-7-LV 12 (3:11) (Shotgun) K.Vidal right tackle to LV 7 for 5 yards (T.Booker).
- 3-2-LV 7 (2:30) (Shotgun) J.Herbert pass short left to L.McConkey for 7 yards, TOUCHDOWN [E.Roberts].
- C.Dicker extra point is GOOD, Center-J.Harris, Holder-J.Scott.

P14

R15

P16

Timeout at 02:23.

LV 7 LAC 21, 8 plays, 60 yards, 5:02 drive, 12:37 elapsed

C.Dicker kicks 58 yards from LAC 35 to LV 7. D.Laube to LV 34 for 27 yards (M.Wax; D.Leonard).

Las Vegas Raiders at 2:23, (1st play from scrimmage 2:18)

- 1-10-LV 34 (2:18) G.Smith pass short right to A.Jeanty pushed ob at LV 35 for 1 yard (D.Perryman).
- 2-9-LV 35 (1:42) (Shotgun) G.Smith pass short right to A.Jeanty to LV 43 for 8 yards (E.Molden; T.Tuipulotu).
- Timeout #1 by LAC at 00:58.
- 3-1-LV 43 (:58) G.Smith pass incomplete short left to J.Bech (T.Dye).
- 4-1-LV 43 (:55) A.Jeanty left tackle to LV 42 for -1 yards (T.Tuipulotu).

Los Angeles Chargers at 0:51

- 1-10-LV 42 (:51) (Shotgun) K.Vidal up the middle to LV 43 for -1 yards (T.Wilson).

Las Vegas Raiders vs Los Angeles Chargers at SoFi Stadium

|                      |  |      |             |   |   |   |              |        |
|----------------------|--|------|-------------|---|---|---|--------------|--------|
| 2-11-LV 43           | (:11) (Shotgun) K.Vidal left end to LV 38 for 5 yards (D.White). |      |             |   |   |   |              |        |
| END OF QUARTER       |  | Time | First Downs |   |   |   | Efficiencies |        |
|                      | Score  | Poss | R           | P | X | T | 3 Down       | 4 Down |
| Las Vegas Raiders    | 7  | 5:51 | 0           | 0 | 0 | 0 | 0/3          | 0/1    |
| Los Angeles Chargers | 21   | 9:09 | 2           | 2 | 0 | 4 | 3/4          | 0/0    |



Fourth Quarter

11/30/2025

Play By Play

Los Angeles Chargers continued.

- 3-6-LV 38 (15:00) (Shotgun) J.Herbert pass incomplete deep right to L.McConkey.
- 4-6-LV 38 (14:54) **C.Dicker 56 yard field goal is GOOD, Center-J.Harris, Holder-J.Scott.**

Timeout at 14:49.

LV 7 LAC 24, 4 plays, 4 yards, 1:02 drive, 0:11 elapsed

C.Dicker kicks 65 yards from LAC 35 to end zone, Touchback to the LV 35.

Las Vegas Raiders at 14:49

- 1-10-LV 35 (14:49) G.Smith pass incomplete short right to A.Jeanty (T.Tart).
- 2-10-LV 35 (14:45) G.Smith pass short left to D.Thornton to LV 46 for 11 yards (E.Molden). P7
- 1-10-LV 46 (14:07) G.Smith pass short middle to I.Thomas to LAC 46 for 8 yards (D.Perryman).
- 2-2-LAC 46 (13:30) (Shotgun) G.Smith pass short right to T.Tucker ran ob at LAC 37 for 9 yards. P8
- 1-10-LAC 37 (13:05) (No Huddle, Shotgun) G.Smith pass short middle to A.Jeanty to LAC 32 for 5 yards (D.Henley).
- \*\* Injury Update: LV-D.Thornton return is Questionable.
- 2-5-LAC 32 (12:29) A.Jeanty left guard to LAC 33 for -1 yards (J.Eboigbe).
- 3-6-LAC 33 (11:49) (Shotgun) G.Smith pass short right to T.Lockett to LAC 22 for 11 yards (D.Jackson). P9
- 1-10-LAC 22 (11:09) (Shotgun) G.Smith pass short left to A.Jeanty to LAC 17 for 5 yards (T.Tart).
- 2-5-LAC 17 (10:30) (Shotgun) G.Smith pass short left to J.Bech to LAC 11 for 6 yards (C.Hart). P10
- 1-10-LAC 11 (9:47) (Shotgun) G.Smith pass short middle to T.Tucker to LAC 3 for 8 yards (D.Perryman) [K.Mack].
- 2-2-LAC 3 (9:13) A.Jeanty right end to LAC 4 for -1 yards (D.Perryman, K.Mack).
- Timeout #2 by LAC at 08:36.
- 3-3-LAC 4 (8:36) (Shotgun) G.Smith pass incomplete short middle to B.Bowers.
- PENALTY on LAC-D.James, Defensive Pass Interference, 3 yards, enforced at LAC 4 - No Play.* X11
- 1-1-LAC 1 (8:32) G.Smith up the middle to LAC 6 for -5 yards (D.Henley).
- 2-6-LAC 6 (7:52) (Shotgun) **G.Smith pass short right to B.Bowers for 6 yards, TOUCHDOWN.** P12
- D.Carlson extra point is GOOD, Center-J.Bobenmoyer, Holder-A.Cole.

Timeout at 07:49.

LV 14 LAC 24, 13 plays, 65 yards, 1 penalty, 7:00 drive, 7:11 elapsed

D.Carlson kicks 62 yards from LV 35 to LAC 3. D.Davis to LAC 32 for 29 yards (T.Eichenberg; A.Bachman).

Los Angeles Chargers at 7:49, (1st play from scrimmage 7:44)

- 1-10-LAC 32 (7:44) (Shotgun) K.Vidal left guard to LAC 36 for 4 yards (M.Crosby; J.Chinn).
- 2-6-LAC 36 (6:58) (Shotgun) K.Vidal left end to LAC 34 for -2 yards (J.Adams, A.Butler).
- 3-8-LAC 34 (6:15) (Shotgun) J.Herbert pass short right to L.McConkey to LAC 43 for 9 yards (J.Chinn). P17
- 1-10-LAC 43 (5:32) (Shotgun) K.Vidal left end to 50 for 7 yards (K.Kelly).
- 2-3-50 (4:46) (Shotgun) K.Vidal up the middle to LAC 49 for -1 yards (M.Crosby).
- 3-4-LAC 49 (4:07) (Shotgun) J.Herbert pass short right to Q.Johnston to LV 41 for 10 yards (E.Stokes). P18
- PENALTY on LV-M.Crosby, Unsportsmanlike Conduct, 15 yards, enforced at LV 41.* X19
- 1-10-LV 26 (3:55) (Shotgun) J.Patterson left guard to LV 25 for 1 yard (M.Crosby; J.Chinn).
- Timeout #1 by LV at 03:48.
- \*\* Injury Update: LV-D.Thornton is Out of the game.
- 2-9-LV 25 (3:48) (Shotgun) T.Penning reported in as eligible. K.Vidal right guard to LV 18 for 7 yards (J.Pegues; D.White).
- 3-2-LV 18 (3:06) (Shotgun) J.Herbert pass short middle to T.Harris to LV 13 for 5 yards (M.Crosby). P20
- Timeout #2 by LV at 02:58.
- 1-10-LV 13 (2:58) (Shotgun) J.Patterson left guard to LV 11 for 2 yards (L.Fotu; J.Chinn).
- Timeout #3 by LV at 02:53.
- 2-8-LV 11 (2:53) (Shotgun) J.Patterson left end to LV 2 for 9 yards (T.Booker). R21
- 1-2-LV 2 (2:06) (Shotgun) J.Patterson left tackle to LV 2 for no gain (J.Chinn).
- Two-Minute Warning
- 2-2-LV 2 (2:00) (Shotgun) **J.Patterson left tackle for 2 yards, TOUCHDOWN.** R22
- C.Dicker extra point is GOOD, Center-J.Harris, Holder-J.Scott.

LV 14 LAC 31, 13 plays, 68 yards, 1 penalty, 5:54 drive, 13:05 elapsed

Las Vegas Raiders vs Los Angeles Chargers at SoFi Stadium

C.Dicker kicks 60 yards from LAC 35 to LV 5. R.Mostert to LV 34 for 29 yards (D.Leonard).

Las Vegas Raiders at 1:55, (1st play from scrimmage 1:48)

- 1-10-LV 34 (1:48) (Shotgun) G.Smith sacked at LV 27 for -7 yards (B.Dupree).
- 2-17-LV 27 (1:19) (No Huddle, Shotgun) G.Smith pass short middle to A.Jeanty to LV 31 for 4 yards (D.James).
- 3-13-LV 31 (:55) (No Huddle, Shotgun) G.Smith pass incomplete short right.
- 4-13-LV 31 (:50) (Shotgun) R.Mostert left guard to LV 37 for 6 yards (T.Jefferson).

Los Angeles Chargers at 0:45

- 1-10-LV 37 (:45) T.Lance kneels to LV 38 for -1 yards.
- 2-11-LV 38 (:31) T.Lance kneels to LV 39 for -1 yards.

END OF QUARTER

|                      | Score | Time Poss | First Downs |   |   |   | Efficiencies |        |
|----------------------|-------|-----------|-------------|---|---|---|--------------|--------|
|                      |       |           | R           | P | X | T | 3 Down       | 4 Down |
| Las Vegas Raiders    | 14    | 8:10      | 0           | 5 | 1 | 6 | 1/2          | 0/1    |
| Los Angeles Chargers | 31    | 6:50      | 2           | 3 | 1 | 6 | 3/4          | 0/0    |

# Miscellaneous Statistics Report

Las Vegas Raiders vs Los Angeles Chargers  
11/30/2025 at SoFi Stadium

## Ten Longest Plays for Las Vegas Raiders

| Yards | Qtr | Play Start  | Play Description  |
|-------|-----|-------------|---|
| 27    | 1   | 1-10-LV 28  | (4:15) (Shotgun) G.Smith pass short left to B.Bowers to LAC 45 for 27 yards (T.Still; D.Perryman).  |
| 24    | 2   | 1-10-LAC 29 | (2:40) (Shotgun) G.Smith pass deep right to B.Bowers pushed ob at LAC 5 for 24 yards (C.Hart).      |
| 16    | 2   | 3-2-LV 26   | (5:04) (Shotgun) G.Smith pass short middle to J.Bech to LV 42 for 16 yards (T.Still; E.Molden).     |
| 11    | 4   | 2-10-LV 35  | (14:45) G.Smith pass short left to D.Thornton to LV 46 for 11 yards (E.Molden).                     |
| 11    | 4   | 3-6-LAC 33  | (11:49) (Shotgun) G.Smith pass short right to T.Lockett to LAC 22 for 11 yards (D.Jackson).         |
| 9     | 2   | 1-10-LV 42  | (4:39) (No Huddle, Shotgun) A.Jeanty left end pushed ob at LAC 49 for 9 yards (T.Jefferson).        |
| 9     | 4   | 2-2-LAC 46  | (13:30) (Shotgun) G.Smith pass short right to T.Tucker ran ob at LAC 37 for 9 yards.                |
| 8     | 3   | 2-9-LV 35   | (1:42) (Shotgun) G.Smith pass short right to A.Jeanty to LV 43 for 8 yards (E.Molden; T.Tuipulotu). |
| 8     | 4   | 1-10-LV 46  | (14:07) G.Smith pass short middle to I.Thomas to LAC 46 for 8 yards (D.Perryman).                   |
| 8     | 4   | 1-10-LAC 11 | (9:47) (Shotgun) G.Smith pass short middle to T.Tucker to LAC 3 for 8 yards (D.Perryman) [K.Mack].  |

## Ten Longest Plays for Los Angeles Chargers

| Yards | Qtr | Play Start  | Play Description  |
|-------|-----|-------------|---|
| 59    | 3   | 3-2-LAC 41  | (14:13) (Shotgun) K.Vidal left end for 59 yards, TOUCHDOWN.                                       |
| 27    | 2   | 1-10-LV 29  | (10:33) (Shotgun) J.Herbert pass deep left to O.Gadsden to LV 2 for 27 yards (K.Kelly).           |
| 25    | 4   | 3-4-LAC 49  | (4:07) (Shotgun) J.Herbert pass short right to Q.Johnston to LV 41 for 10 yards (E.Stokes).       |
| 22    | 3   | 2-8-LV 37   | (4:40) (Shotgun) J.Patterson right tackle to LV 15 for 22 yards (J.Chinn).                        |
| 18    | 2   | 3-1-LAC 28  | (13:40) (Shotgun) K.Vidal left tackle to LAC 31 for 3 yards (I.Pola-Mao).                         |
| 16    | 3   | 3-5-LAC 45  | (6:03) (Shotgun) J.Herbert pass short right to T.Harris to LV 39 for 16 yards (D.White).          |
| 15    | 2   | 1-10-LV 44  | (11:05) (Shotgun) K.Vidal left end to LV 44 for no gain (D.White).                                |
| 15    | 2   | 3-16-LAC 28 | (1:14) (Shotgun) J.Herbert pass short right to L.McConkey to LAC 43 for 15 yards (I.Pola-Mao).    |
| 11    | 1   | 1-10-LV 32  | (8:03) (Shotgun) J.Herbert pass short right to K.Vidal pushed ob at LV 21 for 11 yards (D.White). |
| 10    | 1   | 3-3-LAC 33  | (11:54) (Shotgun) J.Herbert pass short middle to K.Allen to LAC 43 for 10 yards (D.Porter).       |

## Touchdown Scoring Information

|         |                      | Offense | Defense | Special Teams |
|---------|----------------------|---------|---------|---------------|
| VISITOR | Las Vegas Raiders    | 2       | 0       | 0             |
| HOME    | Los Angeles Chargers | 4       | 0       | 0             |

## Player Scoring Information

| Club | Player      | TD | Rush TD | Rec TD | KO TD | Punt TD | Int TD | Fum TD | Misc TD | FG | XP | 2Pt Rush | 2Pt Rec | Sfty | Points |
|------|-------------|----|---------|--------|-------|---------|--------|--------|---------|----|----|----------|---------|------|--------|
| LV   | B.Bowers    | 0  | 0       | 2      | 0     | 0       | 0      | 0      | 0       | 0  | 0  | 0        | 0       | 0    | 12     |
| LV   | D.Carlson   | 0  | 0       | 0      | 0     | 0       | 0      | 0      | 0       | 0  | 2  | 0        | 0       | 0    | 2      |
| LAC  | C.Dicker    | 0  | 0       | 0      | 0     | 0       | 0      | 0      | 0       | 1  | 4  | 0        | 0       | 0    | 7      |
| LAC  | K.Vidal     | 0  | 1       | 0      | 0     | 0       | 0      | 0      | 0       | 0  | 0  | 0        | 0       | 0    | 6      |
| LAC  | J.Patterson | 0  | 1       | 0      | 0     | 0       | 0      | 0      | 0       | 0  | 0  | 0        | 0       | 0    | 6      |
| LAC  | L.McConkey  | 0  | 0       | 1      | 0     | 0       | 0      | 0      | 0       | 0  | 0  | 0        | 0       | 0    | 6      |
| LAC  | Q.Johnston  | 0  | 0       | 1      | 0     | 0       | 0      | 0      | 0       | 0  | 0  | 0        | 0       | 0    | 6      |

## Possession Detail

|                             | First Half |      | Second Half |       | Game    |       |
|-----------------------------|------------|------|-------------|-------|---------|-------|
|                             | Visitor    | Home | Visitor     | Home  | Visitor | Home  |
| Largest Lead                | 0          | 7    | 0           | 17    | 0       | 17    |
| Drives Leading              | 0          | 2    | 0           | 5     | 0       | 7     |
| Time of Possession Leading  | 0:00       | 9:29 | 0:00        | 15:02 | 0:00    | 24:31 |
| Largest Deficit             | -7         | 0    | -17         | 0     | -17     | 0     |
| Drives Trailing             | 3          | 0    | 5           | 0     | 8       | 0     |
| Time of Possession Trailing | 8:02       | 0:00 | 14:01       | 0:00  | 22:03   | 0:00  |
| Times Score Tied Up         |            | 1    |             | 0     |         | 1     |
| Lead Changes                |            | 1    |             | 1     |         | 2     |

# Playtime Percentage

Percent of playtime per player on offense, defense and special teams (Unofficial)

## Las Vegas Raiders

## Los Angeles Chargers

|              |    | Offense | Defense | Special Teams |     |              |           | Offense | Defense | Special Teams |     |
|--------------|----|---------|---------|---------------|-----|--------------|-----------|---------|---------|---------------|-----|
| A.Cappa      | G  | 48 100% |         | 2             | 9%  | J.Salyer     | OL        | 67 100% |         | 5             | 23% |
| D.Glaze      | T  | 48 100% |         | 2             | 9%  | M.Becton     | G         | 67 100% |         | 5             | 23% |
| D.Parham     | G  | 48 100% |         | 2             | 9%  | T.Pipkins    | G/T       | 67 100% |         | 5             | 23% |
| S.Forsythe   | OL | 48 100% |         | 2             | 9%  | Z.Johnson    | G         | 67 100% |         | 5             | 23% |
| G.Smith      | QB | 48 100% |         |               |     | B.Bozeman    | C         | 67 100% |         |               |     |
| B.Bowers     | TE | 47 98%  |         |               |     | J.Herbert    | QB        | 57 85%  |         |               |     |
| A.Jeanty     | RB | 46 96%  |         |               |     | K.Vidal      | RB        | 51 76%  |         |               |     |
| T.Tucker     | WR | 46 96%  |         |               |     | L.McConkey   | WR        | 51 76%  |         |               |     |
| A.Mafi       | G  | 31 65%  |         |               |     | O.Gadsden    | TE        | 47 70%  |         | 6             | 27% |
| I.Thomas     | TE | 27 56%  |         | 10            | 45% | Q.Johnston   | WR        | 45 67%  |         |               |     |
| J.Bech       | WR | 27 56%  |         | 7             | 32% | K.Allen      | WR        | 40 60%  |         |               |     |
| T.Lockett    | WR | 25 52%  |         |               |     | T.Harris     | WR        | 34 51%  |         | 5             | 23% |
| C.Rogers     | G  | 17 35%  |         |               |     | T.Fisk       | TE        | 26 39%  |         | 2             | 9%  |
| D.Thornton   | WR | 14 29%  |         |               |     | S.Matlock    | FB/<br>DL | 19 28%  |         | 7             | 32% |
| C.Runyon     | TE | 6 12%   |         | 14            | 64% |              |           |         |         |               |     |
| R.Mostert    | RB | 2 4%    |         | 6             | 27% | J.Patterson  | RB        | 15 22%  |         |               |     |
| I.Pola-Mao   | S  |         | 67 100% | 4             | 18% | T.Lance      | QB        | 10 15%  |         |               |     |
| M.Crosby     | DE |         | 67 100% |               |     | T.Penning    | T         | 4 6%    |         | 5             | 23% |
| D.White      | LB |         | 67 100% |               |     | T.Conklin    | TE        | 2 3%    |         | 3             | 14% |
| E.Stokes     | CB |         | 67 100% |               |     | D.Davis      | WR        | 1 1%    |         | 7             | 32% |
| J.Chinn      | S  |         | 67 100% |               |     | D.Henley     | LB        |         | 48 100% |               |     |
| J.Laulu      | DT |         | 52 78%  | 8             | 36% | D.James      | S         |         | 47 98%  |               |     |
| A.Butler     | DT |         | 42 63%  | 7             | 32% | E.Molden     | DB        |         | 46 96%  | 1             | 5%  |
| L.Johnson    | S  |         | 36 54%  | 5             | 23% | T.Still      | CB        |         | 37 77%  |               |     |
| K.Kelly      | CB |         | 34 51%  | 3             | 14% | T.Tuipulotu  | LB        |         | 32 67%  | 10            | 45% |
| C.Snowden    | DE |         | 33 49%  | 8             | 36% | D.Perryman   | LB        |         | 29 60%  |               |     |
| D.Porter     | CB |         | 33 49%  | 5             | 23% | K.Mack       | LB        |         | 29 60%  |               |     |
| E.Roberts    | LB |         | 31 46%  |               |     | C.Hart       | CB        |         | 27 56%  | 3             | 14% |
| J.Adams      | LB |         | 31 46%  |               |     | D.Hand       | DL        |         | 27 56%  | 2             | 9%  |
| T.Booker     | DT |         | 30 45%  | 5             | 23% | D.Jackson    | CB        |         | 26 54%  |               |     |
| M.Koonce     | DE |         | 21 31%  | 10            | 45% | J.Caldwell   | DT        |         | 25 52%  | 3             | 14% |
| T.Wilson     | DE |         | 21 31%  | 6             | 27% | O.Oweh       | LB        |         | 23 48%  | 1             | 5%  |
| L.Fotu       | DL |         | 20 30%  | 1             | 5%  | T.Tart       | DL        |         | 23 48%  |               |     |
| J.Pegues     | DT |         | 11 16%  | 6             | 27% | R.Mickens    | S         |         | 21 44%  | 7             | 32% |
| G.Vance      | CB |         | 7 10%   |               |     | J.Eboigbe    | DL        |         | 20 42%  | 4             | 18% |
| T.Eichenberg | LB |         |         | 20            | 91% | B.Dupree     | LB        |         | 19 40%  | 9             | 41% |
| T.McCollum   | S  |         |         | 20            | 91% | T.Jefferson  | S         |         | 19 40%  |               |     |
| C.Lindenberg | LB |         |         | 19            | 86% | B.St-Juste   | CB        |         | 17 35%  | 17            | 77% |
| J.Rhattigan  | LB |         |         | 19            | 86% | T.Dye        | LB        |         | 13 27%  | 17            | 77% |
| D.Richardson | CB |         |         | 15            | 68% | D.Leonard    | DB        |         |         | 17            | 77% |
| D.Laube      | RB |         |         | 10            | 45% | D.Phillips   | LB        |         |         | 17            | 77% |
| A.Cole       | P  |         |         | 6             | 27% | M.Wax        | LB        |         |         | 16            | 73% |
| J.Bobenmoyer | LS |         |         | 6             | 27% | K.Williamson | S         |         |         | 14            | 64% |
| A.Bachman    | WR |         |         | 5             | 23% | T.Williams   | RB        |         |         | 14            | 64% |
| D.Carlson    | K  |         |         | 5             | 23% | C.Dicker     | K         |         |         | 11            | 50% |

|          |   |   |    |          |    |   |     |
|----------|---|---|----|----------|----|---|-----|
| C.Grant  | T | 2 | 9% | J.Harris | LS | 7 | 32% |
| W.Putnam | C | 2 | 9% | J.Scott  | P  | 7 | 32% |
|          |   |   |    | B.Hart   | T  | 5 | 23% |
|          |   |   |    | A.James  | C  | 5 | 23% |



# ***FEATURE STORIES***



# TABLE OF CONTENTS



|  |    |
|--|----|
| Los Angeles Chargers .....   | 2  |
| Former Chargers tight end Antonio Gates voted into Pro Football Hall of Fame .....                       | 2  |
| Chargers to host Week 1 game in São Paulo, Brazil.....   | 2  |
| NFL's Global Markets Program adds four new clubs, two new markets in 2025.....                           | 3  |
| Joe Hortiz .....   | 4  |
| 'Let the draft come to you': Chargers' free-agency haul informed their NFL draft needs .....             | 4  |
| Jim Harbaugh .....   | 5  |
| Chargers' Jim Harbaugh says he had hip replacement, heart procedure during offseason .....               | 5  |
| The many quirks of Jim Harbaugh: From saving a life to saving his pants .....                            | 5  |
| Jim Harbaugh's coaching evolution, from NCAA to the NFL .....  | 7  |
| Jesse Minter .....   | 9  |
| The making of Chargers DC Jesse Minter: 'He always wanted to be one step ahead' .....                    | 9  |
| Devin Woodhouse.....   | 13 |
| Chargers vs. Chiefs a family affair with Andy Reid's son-in-law in L.A.'s corner.....                    | 13 |
| Keenan Allen .....   | 14 |
| Chargers torment Aaron Rodgers in win over Steelers on Keenan Allen's record night .....                 | 14 |
| Ageless Keenan Allen on the verge of an incredible feat for Chargers .....                               | 14 |
| Why Keenan Allen's return to Chargers has been team's best offseason move.....                           | 15 |
| Keenan Allen is back: Why Chargers signed him now, and how he fits into WR room .....                    | 16 |
| Keenan Allen's journey back home to the Chargers .....   | 17 |
| Joe Alt .....  | 19 |
| Chargers' Justin Herbert on Joe Alt TD celebration: 'We're both just big kids' .....                     | 19 |
| Cameron Dicker.....  | 20 |
| Chargers' Cameron Dicker at the forefront of a redefining era for NFL kickers.....                       | 20 |
| Justin Eboigbe .....   | 21 |
| With a heavy heart, Justin Eboigbe delivers career game for Chargers .....                               | 21 |
| Oronde Gadsden II .....  | 22 |
| Chargers' early riser Oronde Gadsden II making a good first impression.....                              | 22 |
| Omarion Hampton.....   | 23 |
| The Inside Story of How the Chargers Drafted Omarion Hampton .....                                       | 23 |
| Daiyan Henley .....  | 27 |
| Chargers rally around Daiyan Henley in win over Titans, 2 days after his brother was killed .....        | 27 |
| Can Daiyan Henley be a key to Chargers' Super Bowl push? .....   | 27 |
| Justin Herbert .....   | 29 |
| 'You gotta move on': Chargers' Justin Herbert focusing on future, not playoff failure .....              | 29 |
| Tony Jefferson .....   | 30 |
| Jim Harbaugh praises Tony Jefferson's leadership as Chargers bolster defense.....                        | 30 |
| Quentin Johnston.....  | 31 |
| He Was the NFL's Laughingstock. Now He's Its Breakout Star.....  | 31 |
| Chargers' Quentin Johnston looks to use past struggles as fuel in 2025.....                              | 31 |
| Khalil Mack .....  | 33 |
| Khalil Mack 'couldn't give up on that dream' of winning with the Chargers .....                          | 33 |
| Ladd McConkey.....   | 34 |
| How the Chargers' 'uncoverable' Ladd McConkey is poised to reach greater heights in Year 2.....          | 34 |
| Jamaree Salyer.....  | 35 |
| Chargers training camp, Day 10: Jamaree Salyer working with first team after weight-loss 'journey' ..... | 35 |
| Tuli Tuipulotu .....   | 36 |
| Tuli Tuipulotu has arrived for the Chargers, right when they needed him most .....                       | 36 |



## Los Angeles Chargers

### Former Chargers tight end Antonio Gates voted into Pro Football Hall of Fame

By Josh Dubow  
Associated Press  
February 7, 2025

NEW ORLEANS — Former Chargers tight end Antonio Gates was voted into the Pro Football Hall of Fame in the smallest induction class in 20 years following offseason rule changes meant to make it harder to get inducted.

Gates, elected in his second year of eligibility, will be joined by defensive end Jared Allen, cornerback Eric Allen and wide receiver Sterling Sharpe.

Gates spent his entire 16-year career with the Chargers, becoming one of the best at his position with 116 touchdown catches. Gates played only basketball in college at Kent State, but the undrafted free agent and former power forward became the Chargers' franchise leader in receptions, yards receiving, and touchdown catches and was selected to eight Pro Bowls.

"The opportunity I got speaks volumes of how (the Chargers) believed in me," Gates said. "I'm happy it all paid off."

Gates, who has served as the Chargers' legends ambassador since retiring in 2018, was introduced in New Orleans' Saenger Theatre by his former Chargers teammate and fellow Hall of Famer, LaDainian Tomlinson.

"It's really so hard to describe in words," Gates told reporters after the announcement. "I'm so happy. It's like a world of weight off my shoulders. I finally made it. I finally reached the pinnacle of sports."

He became an All-Pro in just his second season in 2004. He was an All-Pro again the next two seasons and went on to have a 16-year career with the Chargers. Gates finished with 955 catches for 11,841 yards and an NFL record for tight ends with his 116 touchdown catches. He ranks seventh all-time in touchdown receptions.

Gates transferred to Kent State after Nick Saban, then the football coach at Michigan State, discouraged him from playing both sports for the Spartans. Gates helped the Golden Flashes reach the Elite Eight of the NCAA Tournament as a junior. He earned Associated Press All-American honorable mention accolades as a senior, averaging 20.6 points and 7.7 rebounds per game, but NFL scouts kept tabs on him and the rest is history.

"Antonio is an amazing human being who also happens to be one of the greatest players in NFL history. I'm thrilled to see him get the recognition he so deeply deserves," Chargers owner Dean Spanos said in a statement on the team's website. "To accomplish what Antonio has, never having played college football and going undrafted, is a testament to perseverance, hard work and maximizing your God-given ability. ... He redefined the tight end position in a way no one has since Kellen Winslow, and I can't wait to

see him put on that gold jacket for the first time this summer in Canton."

Gates will be the 12th Charger to be enshrined, joining wide receivers Lance Alworth and Charline Joiner, offensive tackle Ron Mix, coaches Sid Gillman and Don Coryell, quarterback Dan Fouts, tight end Kellen Winslow, defensive end Fred Dean, linebacker Junior Seau, Tomlinson (running back) and executive Bobby Beathard.

Sharpe got in as a seniors candidate in voting announced Thursday night at the NFL Honors and will join younger brother Shannon as the first siblings ever inducted into the Hall. Two-time Super Bowl MVP Eli Manning fell short and won't join older brother Peyton in Canton, Ohio, this year. Neither will former Rams receiver Torrey Holt, who was a finalist for the sixth consecutive year.

Shannon delivered the news directly to Sterling, and they will be together forever at the Hall after the induction ceremony on Aug. 2.

"I don't think that has really set in yet," Sterling Sharpe said. "It's one of those situations where the closer it gets to having the same color jacket he has and standing in same place he stood and being able to have a conv about the journey to get there I think it will set in. But right now it hasn't hit home yet."

While the small class is a change from past years when at least seven people got inducted in each of the previous 12 classes, it isn't unprecedented.

There were only four inductees in the 2005 class and there were 18 other years with three or four inductees since the first class of 17 was enshrined in 1963.

"You almost appreciate it more," Jared Allen said. "Nothing comes easy. When I found out it was only four, it became more special. There's a true emphasis on what it means to be a Hall of Famer. Clearly we fit that. For me, it was kind of a sigh of relief."

New rules were instituted this year after a push by Hall of Famers to make the Hall more exclusive, and that led directly to the smaller class. The modern era candidates were voted from 15 down to seven in the final stage, instead of five in past years.

The 49 voters then got to vote for five of the seven with anyone reaching 80% or finishing in the top three getting into the Hall. In past years, the five finalists all got an up-or-down vote with all five getting in for the past 17 years.

The candidates from the seniors, coach and contributor categories were then all placed in a group with voters picking three. Candidates also needed 80% support with the top finisher automatically getting in even if he fell short.

Hall of Fame spokesman Rich Desrosiers said no decision was made on whether to keep this system in place for 2026 but said one year might be too soon to draw any conclusions.

Jared Allen was a four-time All-Pro who finished his career with 136 sacks, including a league-leading 22 in 2011 for Minnesota. He also led the league in sacks with 15½ for Kansas City in 2007 and reached double digits in seven straight

seasons. His final game was a Super Bowl loss for Carolina against Denver in the 2015 season.

Eric Allen starred for 14 seasons as a top cornerback in the NFL and never had to move to safety as he aged. Allen's career spanned from the "Fog Bowl" game in 1988 when he starred for Philadelphia as a rookie to the "Tuck Rule" game in the 2001 season for Oakland in his final game.

Allen finished with 54 interceptions, including eight returned for touchdowns. He was a first-team All-Pro in 1989 and had two other seasons as a second-team selection.

He got in on his 19th year of eligibility.

"Rarely does life play out like you want it to," Eric Allen said. "There's always some curves and bends. But time always reveals the truth. ... It took maybe time for people to see the complexity of my situation."

Sharpe had a short but productive career for the Green Bay Packers from 1988-94. His best season came in 1992, when he became the sixth player to win the receiving triple crown, setting an NFL record with 108 catches for 1,461 yards and 13 touchdowns.

He broke his own record with 112 catches in 1993 and led the NFL with 18 touchdown receptions in his final season, 1994, before a neck injury cut his career short.

Sharpe was a three-time All-Pro and had 595 catches for 8,134 yards and 65 TDs. He trailed only Jerry Rice over his seven-year career in receptions and TD catches.

The Sharpe brothers will join three father-son tandems in the Hall: Tim and Wellington Mara; Art Rooney Sr. and Dan Rooney; and Ed and Steve Sabol.

The four other modern-era candidates who reached the final stage but fell short were offensive tackle Willie Anderson, linebacker Luke Kuechly, kicker Adam Vinatieri and Holt. Those four automatically advance to the final 15 for next year's voting.

The other eight finalists who got cut earlier were Manning, offensive lineman Jahri Evans, receiver Steve Smith Sr., defensive end/linebacker Terrell Suggs, running back Fred Taylor, receiver Reggie Wayne, safety Darren Woodson and offensive lineman Marshal Yanda.

The seniors candidates who fell short were linebacker Maxie Baughan and offensive lineman Jim Tyrer, with Mike Holmgren falling short as the coach and Ralph Hay as the contributor.

### Chargers to host Week 1 game in São Paulo, Brazil

By Kris Rhim  
ESPN  
February 19, 2025

LOS ANGELES -- The Chargers will host the NFL's second regular-season game in Brazil, the NFL announced Wednesday, making the franchise the first to play on five continents.

The Chargers will face an opponent to be announced in São Paulo on Friday, Sept. 5, the

day after the NFL season kicks off on Thursday night.

This game will be the Chargers' first international competition since hosting the Kansas City Chiefs in Mexico City in 2019. The Bolts lost that game 24-19. L.A. has also played two games at London's Wembley Stadium, against the Tennessee Titans in 2018 and against New Orleans in 2008, as well as games in Tokyo, Berlin and Sydney.

"It's an honor to once again represent the NFL on an international stage," Chargers president of business operations A.G. Spanos wrote in a statement. "It's also a tremendous opportunity to help grow the game and bring the Chargers brand to millions of sports fans across Brazil and Latin America."

The NFL's first game in Brazil, which featured the Philadelphia Eagles against the Green Bay Packers last season, was overshadowed by poor field conditions. Players struggled to find their footing throughout the game at Brazil's Arena Corinthians, normally a soccer stadium. The Eagles won the game 34-29.

"I mean, y'all saw out there that it was kind of rough to get traction," Eagles quarterback Jalen Hurts said. "Definitely challenging on that field. It's not the type of field we're used to playing on."

Information from the Associated Press was used in this report.

## NFL's Global Markets Program adds four new clubs, two new markets in 2025

NFL.com  
March 31, 2025

The National Football League announced an expansion of its Global Markets Program (GMP), with four new clubs set to participate in 2025 and two new markets added.

Launched in 2022, the Global Markets Program awards NFL clubs international marketing rights to build brand awareness and fandom beyond the U.S., through fan engagement, events, commercial opportunities and NFL Flag development.

In total, 29 clubs will participate in the program across 21 international markets -- up from 25 clubs across 19 markets in 2024 -- as the NFL continues to prioritize global growth and connecting with more fans across markets around the world.

"The expansion of the Global Markets Program in 2025 reflects the NFL's continued focus to grow the game and connect with fans on a global scale," said Peter O'Reilly, NFL executive vice president, club business, major events and international. "With more clubs entering the program and existing clubs adding to their global rights, and as the program expands to new markets, we are seeing strong momentum and impact in growing fandom worldwide together."

Global Markets Program updates for 2025 include:

### FOUR NEW CLUBS:

Baltimore Ravens: Granted rights in the United Kingdom.

Green Bay Packers: Granted rights across Germany, Ireland and the United Kingdom.

Los Angeles Chargers: Granted rights in Greece.  
Washington Commanders: Granted rights in the United Arab Emirates.

### TWO NEW MARKETS:

Greece: Los Angeles Chargers.

United Arab Emirates: Los Angeles Rams, San Francisco 49ers and Washington Commanders

.  
EXISTING EXPANSION: In 2025, nine clubs that currently hold GMP rights will expand to additional countries, acquiring between one and three territories per club (see full club rights chart below).

Arizona Cardinals: Adding Canada.

Detroit Lions: Adding Brazil.

Indianapolis Colts: Adding Switzerland (now across entire DACH region).

Kansas City Chiefs: Adding Spain, Ireland and United Kingdom.

Las Vegas Raiders: Adding Australia and New Zealand.

Los Angeles Rams: Adding United Arab Emirates.

Philadelphia Eagles: Adding Brazil.

San Francisco 49ers: Adding United Arab Emirates.

Seattle Seahawks: Adding Australia and New Zealand.

NFL clubs can apply for rights to international markets by submitting proposals to the International Committee for review each spring. Clubs are awarded rights for a five-year term through the program and during this period can pursue activities that are consistent with what they can do in their home domestic market, in their awarded international markets.

### NFL International Games:

The NFL has confirmed the following regular season international games to be played in 2025:

Two regular season games in London at Tottenham Hotspur Stadium -- the only purpose-built NFL stadium outside of the U.S. -- featuring the New York Jets and the Cleveland Browns as designated teams.

One game in Berlin, Germany at the Olympic Stadium Berlin, with the Indianapolis Colts as the designated team.

One game in Madrid, Spain at the Bernabéu Stadium -- Home to Real Madrid C.F., featuring the Miami Dolphins.

A first-ever regular season game in Dublin, Ireland with the Pittsburgh Steelers.

A return to São Paulo, Brazil and Corinthians Arena during Week 1 of the 2025 regular season,

featuring the Los Angeles Chargers as the designated team.

The Jacksonville Jaguars will also return to Wembley Stadium in London to operate a home game as part of their multi-year commitment to playing a game in the U.K.

The NFL recently announced its first international game for the 2026 regular season, which will be hosted in Melbourne, Australia featuring the Los Angeles Rams.

Fifty-five regular season NFL games have been played around the world throughout the league's history, with London, Munich, Frankfurt, São Paulo, Mexico City and Toronto all hosting games to date.

## Joe Hortiz

### ‘Let the draft come to you’: Chargers’ free-agency haul informed their NFL draft needs

*By Thuc Nhi Nguyen  
Los Angeles Times  
April 23, 2025*

Compared to his first NFL draft as a general manager when he owned the fifth overall pick, Joe Hortiz’s phone has been eerily silent this draft season. That’s how the Chargers GM knows his strategy is working.

“We’re going to try to pick as late as we can every year,” Hortiz said.

The 22nd pick in Thursday’s draft has attracted fewer trade propositions than last year’s selection, Hortiz acknowledged, but he’s happy to keep picking later in the first round if it means the Chargers can build on last season’s success. Hortiz set the table for the Chargers’ 11-win season by acing his first draft and hopes for an equally impressive encore this week.

The three-day draft brings a rarely seen sparkle to the eye of the former Baltimore Ravens scout. This is, as Hortiz called it, “the scout Super Bowl.”

With 10 picks, Hortiz’s plan for his big game is determined by the Chargers’ first wave of free agency that brought in 12 players. While the transactions didn’t make national headlines, they gave the Chargers a solid foundation entering the draft, in which they could add talent in several key areas including offensive and defensive line, receiver, running back, edge rusher and tight end.

“You gotta make smart decisions, calculated decisions, trying to build your roster as deep as you can going into the draft,” Hortiz said, “so you can sit there, kind of let the draft come to you and pick the best player available.”

The Chargers addressed questions on the interior of their offensive line by signing right guard Mekhi Becton and former Las Vegas Raiders starting center Andre James. By re-signing returning center Bradley Bozeman, Hortiz hopes to have a competitive offseason to strengthen an offensive line that gave up four sacks in a playoff loss to the Houston Texans.

The defensive line that lost Poona Ford and Morgan Fox in free agency reloaded with Naquan Jones and Da’Shawn Hand. But just because Hortiz signed proven veterans doesn’t mean he won’t stockpile more talent at the same positions through the draft.

“Maybe it’s not a need. Two weeks later, it can be a need,” Hortiz said. “So you just take the best player available and he’s going to be here for four or five years or even longer and he’s going to help win games.”

Instead of having to hunt for position-specific help in the unpredictable draft, Hortiz and assistant general manager Chad Alexander learned to focus their strategy on the best prospects while working for the Ravens. It worked flawlessly last year when the Chargers

raised eyebrows by picking two cornerbacks in the fifth round. Tarheeb Still and Cam Hart proved to be worthy starters when injuries decimated the secondary.

After signing former Pittsburgh Steelers star Najee Harris in free agency, the Chargers could add another running back in a draft that’s especially deep at the position. Besides Harris, the team’s only running backs are special teams stalwart Hassan Haskins, former sixth-round pick Kimani Vidal and practice squad member Jaret Patterson.

For the third consecutive year the Chargers could take another wide receiver in the first two days of the draft with hopes of giving quarterback Justin Herbert more weapons. Last year’s second-round pick, Ladd McConkey, set Chargers rookie records for receptions and receiving yards while Quentin Johnston showed marked improvement in all statistical categories in his second season, but the former first-round pick still struggled with consistency in big games.

Receivers Tetairoa McMillan and Matthew Golden were among the prospects who reportedly visited the Chargers ahead of the draft. McMillan, a towering 6-foot-4, 219-pound prospect, is a Servite High alumnus who caught 84 passes for 1,319 yards at Arizona last season. The 5-11, 191-pound Golden clocked 4.29 seconds in the 40-yard dash at the NFL combine, the fastest among receivers.

Although the Chargers zeroed in on the receivers among their 30 in-person visits allowed by the NFL, it’s no sure indication of Hortiz’s plans for draft day. The Chargers didn’t host Joe Alt before they chose the right tackle with the No. 5 pick last year.

They’re still beaming about that decision.

## Jim Harbaugh

### Chargers' Jim Harbaugh says he had hip replacement, heart procedure during offseason

By Jenna West  
The Athletic  
June 11, 2025

Los Angeles Chargers coach Jim Harbaugh said he had successful hip replacement surgery and a cardiac ablation during the offseason.

"Now the doctors can't find anything wrong with me," Harbaugh said at Tuesday's minicamp. "Got an 'A' grade."

Harbaugh's health update comes after he exited a Week 6 game against the Denver Broncos last year while dealing with atrial flutter, a type of arrhythmia. The 61-year-old left in the first quarter and initially entered Los Angeles' medical tent before heading to the locker room for treatment, which included an IV and an EKG. He returned to the sideline in the first quarter and coached the remainder of the game.

After the Chargers' 23-16 win over the Broncos, Harbaugh said it was his third atrial flutter episode. He had one in 1999 as a player and another while coaching for the San Francisco 49ers in 2012. Harbaugh said he received an ablation to treat each of those two episodes.

A cardiac ablation is a procedure that "uses heat or cold energy to create tiny scars in the heart," according to the Mayo Clinic. Those scars "block faulty heart signals and restore a typical heartbeat."

Harbaugh saw a cardiologist after the Broncos game. The coach had to wear a heart monitor for two weeks and was placed on medication.

This offseason, Harbaugh also underwent a hip replacement after walking with a significant limp for years. He did not provide any additional details on the procedure at minicamp Tuesday and said "everything's good" when asked about his offseason health updates.

### The many quirks of Jim Harbaugh: From saving a life to saving his pants

By Daniel Popper, Daniel Brown, Michael Silver, Matt Barrows, Nick Baumgardner and Austin Meek  
The Athletic  
September 15, 2025

Jim Harbaugh's life plan has always been pretty simple.

He detailed it succinctly in February 2024 while standing on a theater stage inside SoFi Stadium. That day, Harbaugh was introduced as head coach of the Los Angeles Chargers, a team he had quarterbacked in the twilight seasons of his 14-year NFL playing career. Harbaugh was reminiscing about his playing days in San Diego, and he provided a window into his mentality.

"I'm going to play as long as I can," Harbaugh remembers thinking, "then coach, then die."

Harbaugh played until he was 38 years old, from Palo Alto High School to the University of Michigan to the Chicago Bears, Indianapolis Colts, Baltimore Ravens, Chargers and, in 2001, the Carolina Panthers. He transitioned into Phase 2 right away. In 2002, he joined the Oakland Raiders staff as Al Davis' quarterbacks coach. It was Harbaugh's first coaching job. He made \$50,000 a year. Harbaugh spent two years with the Raiders, whom the Chargers face in Las Vegas on Monday night. He compared his Raiders years to "working on a master's degree or a PhD" in football.

Harbaugh's coaching career is now in its 24th season. As he always hoped, his life has been devoted to football. The plan is simple to speak. The process of living out that plan has been anything but.

That is because Harbaugh is one of one, a unique and authentic character who has left a mountain of unique and authentic stories in his wake.

Here are some of those stories.

#### 'I was wetting my pants ... Jim was just laughing at them'

If the whole football thing hadn't worked out, Harbaugh would have fit well with the rugged NBA of the 1990s. He averaged about 20 points and 10 rebounds and flashed his "Bad Boy" potential as a high school hoopster willing to fight an entire opposing crowd.

Consider the melee at a road game in 1982, when tensions ran high from the moment Palo Alto High arrived. A menacing throng at Santa Clara High gave Harbaugh and company a hostile welcome as players stepped out of the team bus.

David Feldman, a prep teammate of Harbaugh's who grew up to become an ESPN broadcaster, remembers the reception well.

"I was wetting my pants," he said, "and Jim was just laughing at them."

Soon after tipoff, there were so many cheap shots and hard fouls that Jack Harbaugh — Jim's father and Stanford's defensive coordinator at the time — approached the opposing coach with a warning: Get this under control or you're going to have a problem.

But things continued to unravel. And when a blindside elbow knocked a Palo Alto player to the hardwood, the player sprang up ready to throw haymakers. From there, it was on. Fans ran down from the stands eager to join the saloon-style brawl, including a quartet of angry strangers making a beeline for Jim Harbaugh.

"Just mayhem," Harbaugh told me in 2012. "I remember being backed into the wall on the baseline. There were four people there — not players, but people who had come out of the stands. They were all coming at me (with raised fists). And I'm squared up getting ready to defend myself and throw."

But Jack Harbaugh, as promised, was at the ready.

"My dad comes in — whoosh! — just like that and cleared everybody out like a wrecking ball," Jim said. "It was like a superhero moment. Jack Harbaugh, legendary status." — Daniel Brown, staff writer / editor

#### 'Mike Tyson came roaring out'

A few hours remained before the ball would drop at Times Square, but across the country, as 1995's last gasp played out in a since-demolished stadium, Jim Harbaugh was getting a jump start on the happiest new year of them all.

Harbaugh, at 32, had found new life with the Indianapolis Colts after some tumultuous years with the Chicago Bears and was in the process of reinventing himself as "Captain Comeback." Having just quarterbacked the underdog Colts to a first-round playoff upset of the San Diego Chargers, Harbaugh couldn't stop smiling when I saw him after the game in the visitors' locker room at Qualcomm Stadium.

"I've never had so much fun," Harbaugh said. "Good stuff like this never happens to me. I'm just so lucky to be able to play football, and I'm enjoying every moment."

Two weeks later, after another shocking road playoff upset (over the Kansas City Chiefs), I traveled to Pittsburgh for Sports Illustrated and saw Captain Comeback add to his legend. Trailing the favored Steelers by four points in the final minutes of the AFC Championship Game, Harbaugh habitually bought time by scrambling away from defenders, fired a clutch fourth-down completion, dislocated the index finger on his throwing hand, popped it back into place between plays and reached the Pittsburgh 29-yard-line with six seconds to go. He then unleashed a glorious Hail Mary that hung between three Steelers defenders — and came within inches of ending up in the hands of Colts receiver Aaron Bailey.

The storybook ending didn't quite happen, but Harbaugh's defiant grin remained. Afterward, citing a recent heavyweight title matchup between an indomitable champion and an overmatched opponent, Harbaugh lauded the way his teammates had silenced their skeptics by taking the fight to the home team: "A lot of people expected Peter McNeeley," he said proudly. "But Mike Tyson came roaring out of the locker room." — Michael Silver, NFL senior writer

#### 'We got laaaaaahts of peanut butter'

My first real interaction with Jim Harbaugh came during his first year coaching at Stanford. His brother-in-law, Tom Crean, had become a huge advocate for my recruiting book, "Meat Market," that had just been published. Crean was the basketball coach at Marquette at the time and reached out to me through a colleague of mine at ESPN, Pat Forde. Crean ended up helping me promote the book even more than the publisher did.

At one point, he suggested I go up to Stanford and spend some time with Jim and his staff. I set it up with someone I think Tom connected me to at Stanford.

I got up there for spring ball. When I walked into the staff room, Jim didn't seem to recall that I was coming. Or know who I was. After a few minutes of me explaining my visit, Harbaugh had this look on his face. It's that same expression that some of his co-workers later told me they've referred to

as the “Shark” — this kind of blank stare with his mouth slightly agape.

I suspect because he heard that Tom had told me to come, Jim tried to be hospitable. He walked me over to their kitchenette area and asked if I like peanut butter. (I do.)

“We got laaaaaahts of peanut butter,” he said, opening up a cabinet where they had some Costco-sized vats of it. He motioned over to a few loaves of white bread.

“Make as much as you like.”

### **‘He just saved my life’**

Some vintage Harbaugh moments came at the Holiday Inn in Boardman, Ohio, in 2011, Harbaugh’s first year with the San Francisco 49ers. The 49ers were staying there — it’s right outside the team owners’ hometown of Youngstown — between games in Cincinnati and Philadelphia.

The area wasn’t exactly replete with resources. Harbaugh even held a walk-through practice in the hotel’s parking lot, making sure to have the team buses help form a barrier between the team and any nosy citizens. Harbaugh, always, is in constant fear of enemy spies learning his plays and plans.

It was decidedly un-fancy and Harbaugh loved it.

“That big slab of cement even had lines and tall trees around it,” he gushed at the time. “That was one of the finer walk-through spots I’ve been associated with.”

The real action came during a team meal held in one of the hotel’s crowded conference rooms. Steak was on the menu and guard Adam Snyder started choking on a piece.

“It’s happened before where it just goes down the wrong pipe,” Snyder recalled years later. “And panic sets in real quick. And when you’re panicking, you’re not breathing. There was something lodged in my throat. I couldn’t even drink water.”

Harbaugh was seated and in mid-conversation on the other side of the conference room.

He saw the commotion and immediately popped up and began making his way to his choking guard, pushing through groups of people and knocking aside tables like a Secret Service agent rushing to aid the president.

The other offensive linemen had risen to try to help Snyder, but Harbaugh pushed through them, too. Then he began beating on the 300-pound lineman’s back.

“And it’s like — boom! — he punches him in the back so hard you could hear it,” tackle Joe Staley said.

Said Snyder: “He was just smacking the heck out of me, just smashing my back. At one point, he picked me up and it was like — blew! — it went down (my throat). And it was, ‘Oh my God! He just saved my life!’”

And as soon as the event was over? Harbaugh calmly walked back to where he was sitting and finished his meal, like it was something that happened every day.

“He pushed through guys to get to Adam and then he literally saved his life,” center Daniel Kilgore said. “And then he just went back to his conversation.” — Matt Barrows, 49ers beat writer

### **‘Is Jim Kelly in town?’**

Harbaugh once spoke to the San Jose State football team, which practices a few miles from the 49ers’ facility. The college stadium is near my home, so I rushed over to get some offseason quotes. When I got there, I saw Harbaugh had a massive gash across his forehead.

I couldn’t resist.

“Is Jim Kelly in town?” I asked, a reference to the former Buffalo Bills quarterback whom Harbaugh once punched — breaking his hand in the process — during a pregame production meeting after Kelly, then in broadcasting, had questioned his toughness on a pregame show.

“You’re not the first person to say that this morning,” Harbaugh replied. — Barrows

### **No sleep needed in Rome**

I was actually on Harbaugh’s flight to Italy when he took Michigan to Rome in 2017.

Michigan flew commercial and most of the team was on the one direct flight from Detroit, which got to Rome at around 8 a.m. local time. If Harbaugh wasn’t the last person to board, he was in the final five. I walked off the 10-hour flight, six hours into a new time zone, barely able to stand. I don’t know if Harbaugh slept more than a few minutes. Though when I saw him in the customs line, he looked exactly the same as he always does. His cap was straight, his shirt was tucked, his lip was packed and he was somehow effortlessly hauling the luggage of his entire family as if the previous 10 hours hadn’t happened.

The players were exhausted. Harbaugh was invigorated. When he saw me, he didn’t really say hello as much as he immediately went into a comment about something random I’d said on the radio he agreed with several weeks prior. Then, almost without blinking, he rounded up his family (toddler-heavy back then) and pulled up one of those side ropes toward the outside of the customs line. He told the whole crew to follow him and wandered off in search those lines that let people with kids through first. If that didn’t exist, he’d make his own.

Waiting isn’t his thing.

Nobody from the team went to a hotel after we landed. Harbaugh, his coaches and players immediately got on shuttles and drove to Villa Borghese — almost the direct middle of Rome — to eat in the park before spending the entire rest of that day walking the streets of the city. Still on zero sleep. He never slowed down. The players did! I did! He did not. Not even after tipping a street musician on a park bridge who had absolutely no idea who he was.

Apart from getting to sit near the pope, Harbaugh’s celebrity was irrelevant in Italy. Most of the randomness we met on the street thought Michigan was some sort of gigantic high school soccer team. Harbaugh loved it. I’ve never seen a person gain more energy from those in his orbit the way he does. He played paintball with the team over there — at nearly 55 years old — for

probably four hours. If he limped the rest of the week, it was in private. I don’t know if he slept that entire trip. Not sure he needed it.

People think he’s a gimmick. He’s not. He’s easily one of the most authentic (for good and bad) people I’ve ever met. — Nick Baumgardner, NFL Draft analyst

### **‘Those are pretty expensive pants’**

In 2021, Michigan was playing at Penn State on a cold, windy November day. An important detail is that, by that time, Harbaugh had stopped wearing Walmart khakis and switched to blue athleisure pants from Lululemon, which are significantly nicer and more expensive but apparently not flame-resistant. The gist of the story is that Harbaugh was so engrossed in the game that he stood too close to a space heater and caught his pants on fire. Daylen Baldwin, one of Michigan’s wide receivers, was the first person to notice. Harbaugh was able to extinguish the flames, but not before they burned through the outer layer of his pants.

When he recounted the incident to a local TV station, Harbaugh said Baldwin was so nonchalant about the flaming pants that it took him a moment to realize what was happening.

“Maybe a little coaching point to Daylen Baldwin: If somebody’s on fire, man, (be) like, ‘Hey, Coach!’” Harbaugh said. “Maybe just grab me, get me out of the way or something. Be a little more emphatic about the fact that somebody’s on fire.”

Harbaugh said he planned to keep the pants, cut off the legs and convert them into shorts.

“Those are pretty expensive pants, those Lululemons,” he said. — Austin Meek, Michigan beat writer

### **‘Alas, I did not go to law school’**

It’s impossible to talk about Harbaugh’s final season at Michigan without mentioning his battles with the NCAA and the Big Ten. Michigan was being investigated for hosting recruits on campus during the COVID-19 dead period and the school imposed a three-game suspension on Harbaugh to open the season. The suspension turned into a weekly game of “Where’s Jim Harbaugh now?” He mowed his lawn, went to McDonald’s, worked the chains for his son’s youth football team and attended a funeral for one of his former players at Stanford.

There was no levity to the second suspension, handed down by the Big Ten in response to the Connor Stalions sign-stealing investigation, which eventually led to a 10-year show-cause penalty for Harbaugh on top of an earlier four-year show-cause penalty. Michigan went to court seeking a temporary restraining order that would have allowed Harbaugh to coach while the school challenged the suspension. Right up to kickoff of Michigan’s next game against Penn State, the school was hoping a judge would intervene on Harbaugh’s behalf. Instead, the judge scheduled a hearing for the following week. For a moment, it appeared that Harbaugh might end up on the witness stand in a Washtenaw County courtroom, testifying about why the Big Ten’s suspension was misguided.

“I’m not an attorney, but I always wanted to be,” Harbaugh said. “I watched a lot of shows, watched ‘Judge Judy.’ I always felt like it would be cool to get up there and thunder away at a

jury like Tom Cruise in 'A Few Good Men' or be a judge like Judge Judy. Alas, I did not go to law school."

Harbaugh's moment in court never happened. Michigan dropped its legal challenge, and Harbaugh missed the final three regular-season games before returning for Michigan's postseason run. — Meek

### 'Multiple championships'

Covering Jim Harbaugh is a fascinating experience. Every day presents an opportunity to observe or uncover something as outrageous as it is meaningful.

And that is an important point to remember with Harbaugh: No matter how silly it may seem in the moment, every action and every word has a purpose.

"Multiple championships," Harbaugh said at his introductory news conference last year. "We're going to be humble and hungry, but that's our goal."

When he first moved back to Southern California in the early months of 2024, Harbaugh lived in an RV alongside offensive coordinator Greg Roman at the Waterfront RV Park in Huntington Beach. He was channeling Jim Rockford, one of his favorite television characters from the 1970s show "The Rockford Files." Harbaugh is an avid consumer of TV and movies. During his playing days, he guest-starred on the sitcom "Saved By The Bell" as Screech's cousin.

On the day before he was introduced as Chargers head coach, Harbaugh drove to Home Depot with Ben Herbert, the team's executive director of player performance, and bought a Shop-Vac. Harbaugh and Herbert used that Shop-Vac to vacuum out the weight room at the Chargers' former facility in Costa Mesa.

When the Chargers got on the practice field in spring of 2024, players were shocked to see Harbaugh, wearing black Jordan cleats, participating in strength and conditioning drills. "You got to be on your stuff because coach is doing it right there with you," safety Alohi Gilman told me last season.

Harbaugh continued this through training camp, when the strength and conditioning drills were held at the end of the practice. Harbaugh calls these "fourth-quarter finishers."

One day last year, Harbaugh had a media engagement right after a training camp practice, so he could not participate with the players. After the media appearance, Harbaugh walked back onto the empty field and, by himself, flipped a weighted sled back and forth for several minutes. A young Chargers fan was standing in a tent on the sideline yelling to Harbaugh. "Coach! Coach! Can you sign an autograph?" Harbaugh paid him no mind until he was done with his sets. It might seem comical or even performative, but players notice the commitment.

Harbaugh's meetings are now the stuff of legend in the Chargers' locker room. On the night before a Week 10 win over the Tennessee Titans last season, Harbaugh read the lyrics to the 1976 song "The Wreck of the Edmund Fitzgerald" by Gordon Lightfoot. The song tells the story of a shipwreck in Lake Superior, and the Sunday the Chargers played the Titans was the 49th anniversary of the disaster. In another meeting

last season, Harbaugh read the lyrics to the 2009 hit "I Gotta Feeling" by the Black Eyed Peas. Before the season finale against the Raiders last year, Harbaugh reached into his pants during a team meeting and pulled out a back-scratcher.

"You need to have your own back sometimes," Harbaugh said to the players. "There's not always going to be somebody there to scratch your back for you, so you do it yourself."

He then gifted a personalized back-scratcher to each player emblazoned with their name and number.

Harbaugh often talks about waking up in the early-morning hours thinking about the team, the team, the team. He targets his idiosyncrasies toward the ultimate goal in his life right now. "The Lombardi Trophy, that's my mission," Harbaugh said.

He had a chance in the 2012 season when his San Francisco 49ers lost to the Baltimore Ravens in the Super Bowl. Harbaugh faced his brother John in that game. Last season, the Chargers played the Ravens on "Monday Night Football." In the lead-up to another brotherly rematch, Harbaugh recalled what he was thinking after that Super Bowl loss.

"Walking off the field at that Super Bowl, it was like, there will be another day," Harbaugh said. "And then there wasn't for many years, and it looked like I wouldn't have a chance for another day. But by the grace of God ... we're back in it and back on a team that has a chance to do that."

It is perhaps the only accomplishment still missing from what has been a monumental football life.

"We're going for the Super Bowl," Harbaugh said. "That's our goal, and we're gonna do it or die trying." — Daniel Popper, Chargers beat writer

## Jim Harbaugh's coaching evolution, from NCAA to the NFL

*By Kris Rhim  
ESPN  
September 5, 2025*

Former San Francisco 49ers tight end Delanie Walker remembers a 2012 training camp practice beginning as practice always had -- until coach Jim Harbaugh called the team to midfield.

"We thinking, 'Oh yeah, he's about to cancel practice,'" Walker said. "'We going to go to a water park or something.'"

Harbaugh began speaking to the team about its NFC West rivals. The Seattle Seahawks were at an amusement park, Harbaugh told the team. The St. Louis Rams and Arizona Cardinals were also enjoying a day off, he said. "Guess what the 49ers are going to do today?" Harbaugh asked.

They would practice -- intensely. At least a hundred plays: "Everybody else takes breaks, the 49ers don't," Harbaugh said.

"Everybody was kind of pissed that day," Walker said while laughing.

This was the Jim Harbaugh way: working his players to the brink of exhaustion and then some. The method was effective -- until it infuriated everyone. But Harbaugh ushered in a period of renaissance for the 49ers; that season, San Francisco reached Super Bowl XLVII.

"There won't be any magic formulas," Harbaugh promised Los Angeles Chargers fans at his introductory news conference in 2024. "The only ones that I know are just good, old-fashioned hard work."

While Harbaugh largely operates in the same fashion, the Chargers' version of the coach has evolved. He's traded in the khakis for gray trousers. His training camp practices have gone from the intensity of a game day to what his former players see as nearing a version of flag football that prioritizes keeping the team healthy.

"That's where he's different. Now it's like, 'Yeah, let's take that break.' It's like, damn, 'Who is this dude?'" said Walker, who was a volunteer coach with the Chargers during last year's training camp. "This Jim Harbaugh, he got nicer for sure. So when people say he changed, I would say he changed for the better of the game."

The old Harbaugh upset some players, coaches and execs. This Harbaugh, now 61 years old, hardened by the failures and lessons of his first NFL stint and early struggles in the college ranks, is approaching the job differently. It could be the difference in whether Harbaugh reaches the goal of winning a Super Bowl -- and how long the Chargers can tolerate him. The second year of Harbaugh in Los Angeles begins Friday, when the Chargers face the Kansas City Chiefs in São Paulo (8 p.m. ET, YouTube).

"You don't want things to get stale," Harbaugh said. "That's like overripe fruit, stale bread, burnt meat, you got to change things up."

OVER HIS TWO decades of coaching, there are two factions of Harbaugh's former players and coaches: those who despise him -- often publicly -- and those who are staunch supporters. The words "insane" or "crazy" to describe Harbaugh are commonplace among both groups, but the meaning depends on who is talking.

Look no further than San Francisco. Despite three straight NFC Championship Games and a Super Bowl appearance, Harbaugh's approach incensed the front office. And players were tired of Harbaugh, too.

"He just pushed guys too far," former 49ers offensive lineman Alex Boone said on HBO's "Real Sports with Bryant Gumbel" in April. "He wanted too much, demanded too much, expected too much. ... And you'd be like, 'This guy might be clinically insane. He's crazy.'"

The amount Harbaugh asks from his players now is his most significant shift. That's been clear with the Chargers' practices. This season, the NFL selected the Chargers for the Hall of Fame Game, giving them an additional preseason matchup and added practice time. Because of that, Harbaugh reduced the required time at the facility to avoid fatigue.

Harbaugh communicates strict tempos to players ahead of each practice. It's commonplace to see defensive backs raising both hands instead of trying to deflect a pass or linemen stopping in the middle of a pass rush, obeying Harbaugh's rules. There are loud yells

and reprimands from coaches and players alike when players stray from the tempo.

Veterans, who have played elsewhere, routinely praise Harbaugh for his current approach to practice: "It's not super common around the league, it's different, I like it," cornerback Donte Jackson said.

But that doesn't mean Harbaugh's practices are easy.

"Six days a week and every day's just intense," safety Elijah Molden said.

J.T. Rogan, who worked for Harbaugh as director of communications/operations for two years at Michigan, has perhaps the best vantage point for Harbaugh's evolution. Rogan was an All-American running back for Harbaugh at the University of San Diego, worked for him at Stanford and tried out for him as a player in San Francisco.

Rogan said Harbaugh's time at Michigan was transformative, pointing to Harbaugh's struggles to beat rival Ohio State and his use of analytics, which altered his coaching style and helped Michigan win the 2023 national championship in Harbaugh's final season.

The legitimacy of that championship, however, will forever be roiled in controversy after various NCAA sanctions were levied against Harbaugh for breaking rules.

"He's taken that feedback, and he's got really high emotional intelligence, even though you might not call him emotional," Rogan said.

He continued: "For people who are like, 'Who wears the same clothes every day all the time?' Or 'Who wears cleats on the airplane?' As if that would cheapen his intellect and his ability to take feedback and then evolve, but he has."

HARBAUGH'S FIRST YEAR in Los Angeles was about changing the culture of a franchise synonymous with disappointment. The Chargers' Week 11 matchup with the Cincinnati Bengals seemed to be a turning point.

L.A. had built a 27-6 lead over the Bengals early in the third quarter, then the game began to unravel in a way Chargers fans are accustomed to. (The fan base has an adverb for this recurring dread called "Charger-ing"). The Bengals scored 21 unanswered points, as quarterback Joe Burrow found wide receiver Ja'Marr Chase for a touchdown to tie the score at 27 with 12:12 left.

But the Chargers won the game, thanks to two 27-yard-plus catches from wide receiver Ladd McConkey and a touchdown by running back J.K. Dobbins on the final drive. The victory appeared to be a watershed moment for the franchise, and the first clear stamp of Harbaugh's impact in L.A.

"There's been a lot of games through the years where we've been put in that position and came up short," said former Chargers edge rusher Joey Bosa, who developed into a star as the No. 3 pick in 2016 but was released after a disappointing 2024 season and is now with the Buffalo Bills. "There was kind of a lack of belief in being able to pull off in situations before."

But there were the Chargers eight weeks later against the Houston Texans -- in their first playoff appearance since one of the most embarrassing

playoff losses in team history in 2023 -- looking like the Chargers of old.

Star quarterback Justin Herbert, who threw a league-low three interceptions during the regular season, tossed four that day. He became the first NFL player to throw more picks in a playoff game than in the regular season. The Texans pressured Herbert on 50% of his dropbacks, and the Chargers suffered a 32-12 beatdown -- another playoff embarrassment.

Los Angeles is hopeful, however, that Houston was an anomaly and Cincinnati was the standard.

"We didn't achieve the ultimate success that's reserved for the world champion," Harbaugh said earlier this offseason. "But [there's] so much good to build on, that creates a lot of excitement for me and [general manager] Joe [Hortiz] as we build version 2.0."

Increased win totals and postseason success have historically defined second years under Harbaugh-led teams. He went from 7-4 in his first season at the University of San Diego to 11-1 the following year, winning the Pioneer Football League. After taking over a 1-11 Stanford team in 2007, the Cardinal were 5-7 in his second season, narrowly missing out on a bowl game. Harbaugh's 49ers went to the Super Bowl in his second season. (In his first two seasons at Michigan, Harbaugh led the Wolverines to back-to-back 10-3 seasons.)

But Harbaugh already has an uphill battle to replicate that second-year jump in L.A. Pro Bowl left tackle Rashawn Slater suffered a season-ending patellar tendon tear. Running back Najee Harris missed all of training camp after a July 4th fireworks mishap damaged his eye. L.A. travels the most miles in the NFL this season, beginning with the Chiefs in Brazil, followed by two divisional matchups against the Raiders and Broncos.

Regardless of how difficult the outlook seems for this season, the Chargers appear confident, believing in Harbaugh's process.

But that's how it always begins for Harbaugh's teams, before tension, frustration, and at Michigan, sanctions happen. The Chargers hope this version of Harbaugh keeps them in the honeymoon phase long term.

"We're going for the Super Bowl," Harbaugh said. "That's our goal. We're going to do it or die trying."



## **The making of Chargers DC Jesse Minter: 'He always wanted to be one step ahead'**

*By Daniel Popper  
The Athletic  
September 2, 2025*

Two decades later, Jesse Minter still has the rejection letters.

They are tucked away in a box at his family's house in Cincinnati, a memento of how far he has come. There are 98 of them. Not 99. Not about 100. "Exactly" 98, Minter says. He has never forgotten the number of college football programs that politely declined his services — on official university letterhead — in the early months of 2006.

Minter is sitting in a conference room in the Los Angeles Chargers' practice facility in late July as he reveals the existence of these letters. Minter is decked out in Chargers gear. In a few minutes, he will head out to the practice field and coach a unit he revived and revitalized in his first season as an NFL defensive coordinator. If Minter follows up his debut with another stingy defensive season, he could become one of the most sought-after head-coaching candidates in the next cycle. Nearly all of Minter's 42 years have been spent in and around coaching, and now, with the Chargers set to open their season against Patrick Mahomes and the Kansas City Chiefs on Friday in São Paulo, Brazil, he is one realistic step from the pinnacle of the profession.

So why does he still have these rejections?

"Because that's just how I operate," Minter says. "It's just that reminder of the joy that it is, the blessing that it is, the opportunity that you have, not to take it for granted and not to ever feel like you've arrived."

The letters used to drive Minter. His father, Rick Minter, now a defensive analyst with the Chargers, has coached in college and the NFL for nearly 50 years, and Jesse wanted to prove he could chart his own path.

Now, the letters ground him to a mentality that he lives and breathes and instills in his defensive culture.

"A lot of coaches have crazy egos, and I think there's a difference in being confident in yourself and sure of yourself, and then having an ego," Jesse says. "I've always tried really, really hard to not have an ego, to really try to build a situation where everybody feels like they have value, where everybody feels like they're part of the success."

Football gives, and it takes. Those who become obsessed with the game — who grow up with it, devote their lives to it — understand that truth. They sign up for the chance at accomplishment. They also sign up for the threat of failure. One is not possible without the other.

Jesse learned this lesson through his winding journey.

The letters are a physical manifestation of what can be taken away.

What can be given, however, is all around him.

"He's much more the complete man than I ever was," Rick says.

Rick Minter thought his coaching career was over when his son, Jesse, arrived.

It was 1983, and Rick was out of football. He started coaching seven years earlier and spent the last three seasons at North Carolina State with Monte Kiffin on a staff that also included Pete Carroll. They were all fired after the 1982 season. Jesse's mother, Ellen McEwen, and Rick had moved to Little Rock, Ark., after the sudden death of Ellen's father. Rick got a job as a stock-broking account executive at Merrill Lynch. Ellen and Rick welcomed Jesse on May 9.

The time away from the game was short-lived. Rick broke back into the business in 1984 at New Mexico State. The family — Rick, Ellen, Jesse and Jesse's older brother, Josh — moved there for a season. In 1985, Rick got his first opportunity as a defensive coordinator at Ball State. The family settled in Muncie, Ind., and Jesse's football exposure began.

Jesse attended Ball State football games and practices in full uniform — red jersey, shoulder pads, red pants, white cleats and "this big old helmet that was too big for his head," Ellen remembers with a laugh.

Ellen and Rick divorced when Jesse was in kindergarten. "We went through that pretty amicably," Ellen says. Rick, a self-described "grinder," was committed to his coaching career. Home at midnight, back in the office by 5 a.m.

Football gives, and it takes.

It took away father-son time when Jesse was a child.

"We didn't get to see him a ton," Jesse says.

It gave Ellen a deeper connection with her sons. She called the divorce "one of the best things that ever happened."

Ellen, a college tennis player at Henderson State in Arkansas, loves sports as much as Jesse does. After moving the boys to Yorktown, Ind., which borders Muncie, Ellen coached Jesse's youth teams in T-ball, soccer and basketball, all while working multiple jobs. She sold new construction homes for a local company, TK Constructors. At Yorktown High School, she coached girls and boys tennis and was an assistant coach for the girls' basketball team. She also taught part time in the Muncie school system.

Jesse credits his mom with helping develop his "inclusive traits."

"The sacrifices that she always made as a single mom with me and my brother, having to work all the time but yet always giving us everything," Jesse says. "We weren't rich, but always giving us exactly what we needed."

Football also became the means by which Jesse saw and connected with his dad.

"The weekends were our time with him," Jesse says.

Rick stayed at Ball State through the 1991 season. He is grateful the family had a "little bit of a gradual adjustment" while he was "an in-town father, but out-of-house father." In 1992, Rick took a job at Notre Dame as defensive coordinator for Lou Holtz, and he moved 140 miles north to South Bend.

Jesse was 9 years old. He can still vividly picture the packed stands at Notre Dame Stadium, including for The Game of the Century, when the No. 2 Fighting Irish beat No. 1 Florida State in a battle of undefeated teams.

"Holy cow," Jesse remembers thinking, "what my dad's doing is pretty cool."

After two seasons at Notre Dame, Rick was hired as the head coach at the University of Cincinnati. He was slightly closer to the family, and over the next decade, Jesse had "all access" to a college program. These were his formative football years, and he was around an impressive group of Rick's assistant coaches, from Rex Ryan to John Harbaugh to Wink Martindale to Mike Tomlin.

Tomlin was Rick's defensive backs coach for two seasons, 1999 and 2000. Jesse was in high school in Yorktown, where he played receiver and defensive back, and gravitated to Tomlin, who was then 27 years old.

"He just had this presence about him," Jesse says.

Jesse would come around for Cincinnati practices and work out with Tomlin's DBs group.

"I feel like I've known him all his life," Tomlin said last season before his Pittsburgh Steelers played Jesse's Chargers in Week 3.

Tomlin would always remember who Yorktown High had played the previous week and ask how his game went.

"It was real," Jesse says. "It made me feel like this is how I want to be."

As he finished high school, Jesse had opportunities to play Division III football at local Indiana schools like Anderson College and Wabash College. Rick offered him two options: keep playing, or come to Cincinnati and start working his way up Rick's staff. Rick had curated a four-year undergraduate program for Jesse, who would start as a freshman field manager before eventually earning graduate assistant responsibilities as a senior.

Jesse enrolled at Cincinnati and arrived on campus in the fall of 2001.

Rick remembers the tears in Jesse's eyes and the emotion in his son's voice.

"Dad," Jesse said, "I want to play football."

The first semester of Jesse's freshman year at Cincinnati, by all accounts, had been a success. He liked the coaching track he was on, and he was learning from his father and others on staff.

But Jesse had that incomparable itch — one that can only be scratched by pads and a helmet, grass and contact.

Football gives, and it takes.

It took Jesse briefly off his coaching track, only to give him so much more.

Jesse transferred to Mount St. Joseph, a Division III college outside Cincinnati. The Mount, as it is known locally, was founded as an all-female school. It did not become coeducational until 1986. The Mount joined the Heartland Collegiate Athletic Conference in 1998. When Jesse arrived, the Lions had yet to put together a winning season. They had gone 0-10 in 2001.

Jesse showed up for transfer orientation. His love for football had brought him to The Mount. It also led him to the love of his life. He met his wife, Rachelle, who had transferred in from Cincinnati State, in his orientation group.

"Serendipity," Rachelle says.

As Rachelle recalls, she just kept running into Jesse over that first week at The Mount. The college held a boat ride down the Ohio River, and Jesse and Rachelle chatted on the water — though Rachelle admits now that she thought Jesse was interested in a different girl.

Transfers had to pick up their school-commissioned laptops during that first week. Jesse and Rachelle went at the same time.

Rachelle's childhood friend, PJ Volker, had transferred to The Mount to play football after a season at Wittenberg University in Springfield, Ohio. Volker was living in an off-campus house and, at a small school of only 2,000 students, that was a hot commodity. He was having a party.

"Are you going to PJ's?" Rachelle asked Jesse.

"Yeah!" Jesse replied.

Another run-in. They were dating by the end of the week.

"Pretty much inseparable ever since," says Volker, now the defensive coordinator at Navy.

Jesse found his wife in Rachelle — and a best friend to this day in Volker.

However, the "unfortunate part of the game," as Volker puts it, kept Jesse off the field.

Football gives, and it takes.

Jesse broke his leg in his first season at The Mount. He was lined up as the slot receiver, and he was tasked with blocking a stretch run play to his side. The pile collapsed on his lower half.

In his third season, Jesse was again playing slot receiver. He ran a slant over the middle. Volker was playing linebacker. The ball was thrown Jesse's way. Volker turned and ran. In the process, he collided with Jesse, who fell awkwardly to the ground. He snapped his humerus bone in half.

"That's about as crappy as I've ever felt on the football field," Volker said.

Sandwiched between those two injuries was a medical scare. It was 2003, and Rick was in what would be his final season as the head coach at Cincinnati. Rick was staying in a high-rise condo in the city on the Ohio River. Jesse was waiting for the lease to begin on his off-campus house at

The Mount, so he spent two summer months living with his dad.

One Sunday, Rick came home, and Jesse was on his bed, in pain.

Jesse went to the hospital, where he was diagnosed with Crohn's disease. He stayed overnight. The next morning, doctors performed emergency surgery. Jesse had 18 inches of his colon removed. He missed the entire season.

"Knock on wood," Rick says, "he hasn't had any repercussions since."

Jesse returned for the 2005 season as The Mount went 9-2. He graduated in December and took a job at a local facility called Acceleration Training, working out middle schoolers. He applied to graduate assistant jobs across the country. He got back those 98 rejections.

He eventually got job offers from Wake Forest and Division III Defiance College in Ohio. Rick had returned to Notre Dame as Charlie Weis' defensive coordinator in 2005. Weis was adding to his staff that offseason and had an opening. Jesse had been determined to find a job "on his own," as Ellen put it. But this was Notre Dame.

"Coolest job ever," Jesse says, "right out of college."

The reality of the coaching industry set in almost immediately.

The Minters spent the 2006 season at Notre Dame, Rick as DC and Jesse as his defensive intern. Weis fired father and son after back-to-back losses to close the year — at rival USC and to LSU in the Sugar Bowl.

Jesse and Rick had been living together in a house in South Bend. They sat on the couch at that house and pondered what was next.

Then Rick had an idea.

Rachelle was still in Cincinnati working as an accountant. Brian Kelly had just taken over as head coach at Cincinnati and was building out his staff. Rick had introduced himself to Kelly at a football coaching convention the year prior. He would give Kelly a call.

The only problem: Rick didn't have Kelly's cell number.

Rick, however, had spent nine seasons as the Cincinnati head coach, and he had only been fired three years prior. He still had the phone number for the landline in the head coach's office at the football facility. What was the worst that could happen?

So Jesse watched and listened as his dad threw the ultimate Hail Mary and dialed the number.

Kelly picked up.

"Holy s—," Jesse remembers thinking, "somebody answered."

Kelly told Rick that he would be looking to fill a graduate assistant position in March. In the spring, Jesse went in for an interview with defensive coordinator Joe Tresey.

Jesse got his first full-time college coaching job for the 2007 season.

"I can remember the interview like it was yesterday," Tresey says.

Football gives, and it takes.

"As I got into coaching," Jesse says of his father, "he would always look out for me."

Jesse was in Tresey's hip pocket for two years. Over pizza, Jesse and Tresey would spend late nights watching film on potential recruits, cutting up video for their players, writing scripts for practice and bouncing ideas off each other.

"He always wanted to be one step ahead if he could be," Tresey says. "You knew he had a shot."

Jesse's year at Notre Dame was a whirlwind. He admits he did not "learn enough football" while he was figuring out clerical responsibilities like diagramming plays. Under Tresey, Jesse says, he learned how to "break down teams" and "how to try to attack people."

"When you trust somebody like that at a young age," Tresey says, "your gut kind of tells you."

After two seasons, Jesse joined Trent Miles' staff at Indiana State. Jesse spent the next eight seasons coaching under Miles — four at Indiana State and four at Georgia State.

In Jesse's second season at Indiana State, Rick — who had spent the 2009 season as Marshall's defensive coordinator before the staff was let go — joined Miles' Indiana State staff as linebackers coach and defensive play caller. Jesse moved to the secondary. Volker joined the staff as a defensive assistant.

"That whole crew," Miles said, "that's like family."

Rick left to take the defensive coordinator job at Kentucky after the 2010 season. Before he departed, he gave Miles a suggestion.

"You got one move," Rick remembers telling Miles. "You need to name Jesse the defensive coordinator."

"Jesse," Miles says, "he had it in him all along."

In Jesse's first season calling plays at any level, Indiana State defeated FBS Western Kentucky on the road 44-16.

"We got after them," Miles said.

The next season, the Sycamores went on the road and beat North Dakota State, then the No. 1 team in FCS. Indiana State had two pick sixes in a 17-14 win. It was Volker's 30th birthday. Jesse still ranks these two wins — North Dakota State and Western Kentucky — in his top 10 games of all time.

"He was just a brilliant play caller from the get-go," Volker says.

Miles, who took the head job at George State in 2012 and brought Jesse and Volker with him, got the band back together in 2016, hiring Rick as his defensive line coach. And for the first time, the roles changed. Rick worked under Jesse.

Georgia State went 3-9 that season, and once again, Rick and Jesse were looking for jobs.

Football gives, and it takes.

There have been so many turning points in Jesse Minter's football life, but none were more consequential than the 2018 offseason.

Jesse was entering his second season on John Harbaugh's Baltimore Ravens staff. Rick had placed a call to Harbaugh, his former special teams coordinator at Cincinnati, after things ended at Georgia State.

"John," Rick remembers saying, "Jesse is just like you."

Rick got Jesse in the door. Jesse earned himself a contract as a defensive assistant.

"Sometimes you have to rely on your resources and the connections that your family members have made," Rachelle says. "But it's what you do once you get there (that decides) if you stay or go."

Harbaugh had four defensive coordinators in his first 10 seasons with the Ravens — Rex Ryan, Greg Mattison, Chuck Pagano and Dean Peas. Entering the 2018 offseason, he promoted Wink Martindale from linebackers coach to defensive coordinator. Martindale's assistants included Jesse and now-Seattle Seahawks head coach Mike Macdonald, among other future star defensive coaches.

Harbaugh saw the coaching talent, and he challenged Martindale to lead a defensive overhaul.

Over the next three months, the staff room in Baltimore became a think tank for defensive innovation.

"Let's take everything that we've done and let's recreate this system that works, that's more modern, that's more teachable, more learnable," Jesse remembers.

The goal was to create a defense that was conceptually driven. As Martindale puts it, "playing, basically, offense on defense."

Offensive coaches teach concepts. Take four verticals — an offensive concept in which four eligible receivers run downfield routes — as an example. The concept is not tied to a specific formation. An offense can run it out of trips. An offense can run it out of two-by-two. And even within the different formations, there are additional possible variations in the splits and spacing of eligible receivers.

Martindale applied this same logic to defensive concepts. The pressure or blitz is the concept. The Ravens could then run that concept in various defensive fronts.

"Everything was a fresh start," Martindale says.

The coaches rewrote the defensive terminology. They gave ownership to players that included safety Eric Weddle, edge rusher Terrell Suggs and linebacker C.J. Mosley. That included the freedom to make pre-snap checks during games. Martindale even asked Weddle to call the plays for the entire second half of a preseason game.

Over what Martindale called a "painstaking three months," a new system was born. It was the genesis of a system that has now proliferated around the league.

"As a coordinator or a position of leadership, I think it's not only your job to develop players, but it's your job to develop coaches," Martindale said.

Macdonald calls a version of the system in Seattle.

Drew Wilkins, who was on the 2018 staff, was hired away by Sean McVay to be the Rams' pass-rush coordinator. Chris Hewitt, now the Indianapolis Colts' pass game coordinator, and Joe Cullen, now the Kansas City Chiefs' defensive line coach, were on the 2018 staff.

Zach Orr was a part of the 2018 Ravens staff. He is now Baltimore's DC.

Anthony Weaver joined the Ravens staff in 2021. He is now the Miami Dolphins' DC.

Dennard Wilson coached for the Ravens under Macdonald in 2023. He is calling defensive plays with the Tennessee Titans.

And, of course, Jesse brought a version of the system with him to Vanderbilt in 2021, then to Michigan in 2022 and now to the Chargers.

"That's what molded him," Rick says of those four seasons with the Ravens.

Jesse Minter holds two prongs at the core of his defensive philosophy.

1. What you play

2. How you play

What you play is the scheme, which he has honed over his 19-year coaching career. How you play comes down to fundamentals.

The honing of those originated on a dark and quiet flight back from Glendale, Ariz., on New Year's Eve, 2022.

After a year at Vanderbilt in 2021, Jesse received a call from Michigan head coach Jim Harbaugh. Macdonald had left the Ravens after the 2020 season, the same as Jesse. He coordinated Harbaugh's Michigan defense for one season. He was now jumping back to John Harbaugh and the NFL to be the Ravens' DC. Michigan had an opening, and Jim Harbaugh filled it with Jesse.

The Wolverines started the 2022 season 13-0 and earned a berth in the College Football Playoff. They played TCU in the semifinal at State Farm Stadium and lost 51-45. Minter's defense gave up 488 yards.

"The glaring things that showed up to me were just fundamental flaws of how we were playing," Jesse says.

On the flight back, Jesse asked himself a question: How can we go from not quite good enough to being good enough?

"It was almost just a lightbulb moment," Jesse says. "It's not because we put in a new coverage or a new call. It's because we play harder and more physical than these other teams."

What resulted was what Jesse called the pillars.

He introduced them to his defensive staff at the first meeting ahead of spring practices in 2023.

Mike Elston, who joined the Michigan staff in 2022 and moved to the Chargers with Minter in 2024, remembers the messaging clearly.

"We're gonna do this 50-50," Jesse said in the meeting, according to Elston. "We're going to have the best scheme in college football, but we're also going to have the best fundamentals."

The four pillars started as: block destruction, communication, effort and ball disruption.

"What we do is exotic, it's different, it's awesome, it's creative," says Steve Clinkscale, who was the co-defensive coordinator and defensive backs coach with Michigan in 2022 and 2023 and is now the Chargers' defensive backs coach. "But we weren't executing it — not because they didn't know what to do, it's because we weren't tearing off blocks, we didn't communicate ... we didn't tackle very well, we were not able to disrupt the quarterback and get the ball from the receivers or the running backs, and our effort and angles were not up to par."

The genius was in how Jesse divided the tasks. Each pillar was assigned to an assistant coach, and that coach was tasked with presenting film of that pillar every day.

Elston says the impact was "immediate."

"There was a total buy-in to every position on the field," Elston says. "When you sit down and watch film in front of your peers and you show positive and negative, it has a huge impact on growth."

The next season, Michigan led the country in scoring defense. And, of course, the Wolverines won the national championship.

Jesse brought the philosophy to the Chargers in 2024, when Jim Harbaugh was hired as head coach. They rebranded the pillars as the separators. And they added a fifth separator to assign one to each assistant coach, creating one category for effort and angles and one for tackling.

Elston covers block destruction. Clinkscale does communication. Edge rushers coach Dylan Roney presents effort and angles. Linebackers coach Navarro Bowman is on tackling. Last season, safeties coach Chris O'Leary was in charge of ball disruption. O'Leary departed in the offseason to take a job at Central Michigan. This season, safeties coach Adam Fuller takes over ball disruption.

"What happened was all the players now developed a level of respect for each coach," Jesse says. "We were so much closer and more powerful when we were all together that way."

The Chargers allowed the fewest points in the league last season. They made the playoffs in Harbaugh's first year. And Jesse showed off a trait essential for any successful head coach: the willingness to delegate.

"The thing that makes him great is, just like coach Harbaugh, he's not OK with just doing what he did to get there," Clinkscale said of Jesse. "What are we doing to make it better? And this is not like a seasonal thing. It's a daily thing."

Two weeks ago, Rachelle was getting the kids ready for their first day of school.

Now well into their second year together in Los Angeles, Rachelle and Jesse have carved out a life in their new hometown. They have three children — daughter Millie, 9, and sons Monte, 7, and Mac, 4.

On the first day of school last year, Rachelle, a Cincinnati native, felt out of place. She wore an athleisure outfit, hoping to squeeze in a workout later in the day between her motherly duties. When she arrived, the other moms were in dresses.

“Oh my gosh, we don’t fit in here,” Rachelle remembers thinking. “We’re from the Midwest.”

So this year, she posed a question to Jesse before heading back for another first day: “Should I wear a dress?”

“Nope,” Jesse replied. “That’s not who we are. I’m wearing my hooded sweatshirt and gym shorts that I wear every day. I am going to the office to get a workout in. Just be who you are.”

Grounded, always, to where he once was and how far he has come.

Grounded, always, to what those rejection letters represent.

Remember where you came from. Be grateful for what you have. Be who you are.

In this moment, football has given Jesse things it can never take.

A loving wife. A beautiful family. The gift of fatherhood.

“He’s a football coach, that’s what he does,” Volker says, “but that’s not who he is.”

Jesse attends flag football games and volleyball practices. If he hears his kids in the backyard when he gets home from work, he bursts through the gate and joins the fun. He takes the kids out for ice cream after every Chargers win. Millie, Monte and Mac jump into his arms after he finishes news conferences at the practice facility.

“He understands the value of a father being in there,” Ellen says. “He wants to be close to his kids.”

Rick laments missing the “everyday moments” back in Indiana.

“If I had it to do over, I probably would have arranged life differently,” he says.

Now, Rick has a front row seat to it all — not just as a father, but as a grandfather.

“A blessing and a privilege,” he says.

Football gives. Yes, football gives.

“It’s all family, and he is very dedicated to that,” Ellen says of Jesse. “I’m more proud of him for that than anything else.”

## Devin Woodhouse

### Chargers vs. Chiefs a family affair with Andy Reid's son-in-law in L.A.'s corner

*By Sam Farmer,  
Los Angeles Times  
September 4, 2025*

SÃO PAULO, Brazil — Turns out, the marquee matchup Friday night between the Chargers and Kansas City Chiefs isn't just a season-opening showdown between two premier quarterbacks and legitimate Super Bowl hopefuls.

It's also a family feud — minus the bad blood.

Devin Woodhouse, head strength and conditioning coach for the Chargers, is the son-in-law of Chiefs coach Andy Reid, an under-the-radar connection that further hems these AFC West rivals.

"In our first game last year, I was a little anxious playing them," Woodhouse told The Times. "It felt weird rooting against him at times."

Reid understands, and he loves the fact that before bringing Woodhouse with him from the University of Michigan, Chargers coach Jim Harbaugh called his Kansas City counterpart and asked him if that would be OK.

"I said, 'Heck, yeah, I'm honored that he's got an opportunity to work for you,'" Reid said. "I got the biggest kick out of that, that Jim would even think of that. ... What a class act."

Woodhouse, modest and focused on his Chargers responsibilities, was initially reluctant to sit down for an interview. But Harbaugh and Reid nudged him to talk, as did his direct boss, Ben Herbert, executive director of player performance.

"I don't want to dim that light on him," Herbert said. "I want that light brighter."

Woodhouse, 34, who grew up in Rancho Cucamonga, met his future wife, Drew Ann Reid, when they were members of the same ward of their church in Provo, Utah. They had mutual friends, an instant connection and were married in 2013.

The couple was further bonded by tragedy. Drew Ann's older brother, Garrett, who struggled with drug abuse for years, died in 2012. The twin brother of Woodhouse, Chaz, who was confined to a wheelchair with cerebral palsy, died a year later.

"As our relationship was growing, her brother passed away," Woodhouse said. "We grew even closer together."

The two now have four children, two boys and two girls, all of whom refer to Reid as "Gramps." Woodhouse doesn't call his father-in-law anything but "Coach."

"I would say he's a better man than he is a coach, and he's a pretty dang good coach," Woodhouse said. "And [mother-in-law] Tammy is the head coach of the head coach, so that's how good they both are. I just love them, and not just the

people they are for my wife, but for my kids and their grandkids.

"One of the things I love most about Coach Reid is how much I feel people love to play for him. It's a cool thing to witness and I respect it a lot."

Woodhouse feels the same way about Harbaugh, for whom he and Herbert worked at the University of Michigan.

"Ben Herbert found Dev," Harbaugh said. "When Herb recommends somebody, I already know it's going to be good. He doesn't bring in anybody who doesn't have a tremendous work ethic. Devin came in, and Herb was right."

Herbert is meticulous down to the smallest detail. For instance, each dumbbell at the Chargers facility is emblazoned with the club's lightning-bolt logo. Not only is that wall of weights always precisely arranged, but every lightning bolt is arched in an identical way. To ensure there's never a speck of dust on the floor, Herbert and his crew use electric leaf blowers each day to clean the massive space.

Helping oversee the physical well-being of so many elite athletes is a challenging assignment, particularly for a franchise that has an unfortunate history of losing key players to injuries — as the Chargers did in August with left tackle Rashawn Slater, who sustained a season-ending knee injury.

The way Harbaugh sees it, no one is better equipped to train an NFL team than Herbert.

"We are the tip of the spear," said Herbert, who is not related to Chargers quarterback Justin Herbert. "Our job is to impact the mental and physical capability of the players. The physical part is much easier. The mental part — emotional stability, consistency — that's the separator. And trust is everything."

Woodhouse has a knack for building and maintaining those trusts.

"He has an ability to build relationships across a melting pot of personalities," Herbert said. "He's also versatile across range-of-motion, tissue and joint, strength, power and movement traits. So much so that with my 14-year-old, twice a week I want Coach Woodhouse to work with him."

Woodhouse has a particularly keen eye when it comes to evaluating the tiniest aspects of a person in motion, helping players make subtle adjustments to the way they run in order to improve their speed.

Chargers strength and conditioning coach Devin Woodhouse works with Chargers wide receiver Ladd McConkey.

Chargers strength and conditioning coach Devin Woodhouse works with Chargers wide receiver Ladd McConkey before a game at SoFi Stadium against the Tampa Bay Buccaneers on Dec. 15, 2024. (Ty Nowell / Los Angeles Chargers) Advertisement

"Dev's someone who's going to support you, but he's going to tell it like it is," Chargers receiver Ladd McConkey said. "I'll be running a route, and Dev's over there with his phone recording me. Then we'll look at it in slo-mo and break it down."

During games, Woodhouse is on the sideline as a "get-back" coach — a term he doesn't

particularly like — making sure players and coaches keep a sufficient distance from the field.

As for his own emotions, he figures he will have them in check, even with his father-in-law on the opposite sideline.

Family is family, true. But football is football.

## Keenan Allen

### Chargers torment Aaron Rodgers in win over Steelers on Keenan Allen's record night

By Elliott Teaford  
Orange County Register  
November 9, 2025

INGLEWOOD — The game was all but won, but time was running out, so Keenan Allen approached Chargers coach Jim Harbaugh with a simple request. Let's run something short and sweet for the franchise record, as Allen would later explain the circumstances around his franchise-record reception.

Harbaugh called on the headset to offensive coordinator Greg Roman, stationed upstairs in the coaches' booth, to relay Allen's play and get the go-ahead. Roman agreed wholeheartedly and, soon enough, quarterback Justin Herbert shoveled a pass to Allen on the right side for a 7-yard gain.

Allen's 956th career catch with a little more than two minutes left in the Chargers' 25-10 victory over the Pittsburgh Steelers on Sunday at SoFi Stadium topped the previous franchise record held by Hall of Fame tight end Antonio Gates, who was among the crowd of 72,174.

"I was on the sideline and (Harbaugh) said, 'We're trying to get it to you,'" Allen said after catching two passes for 19 yards. "I said, 'Hey, just run the speed sweep.' It's the easiest catch I get. It's like a guaranteed catch. They actually called me a genius. Like, 'Why didn't I think of that?'"

Said Harbaugh: "I thought it was a really good call. Keenan's got family here. He wanted to do it in front of the home crowd and it was a great idea. We went with it and it was a great run, too. That was just tremendous. ... He's done a great job and it just feels great to be a part of it."

Allen's record-tying and -breaking catches were a footnote on the Chargers' third consecutive victory, a third dominating defensive clamping in a row. Above all, they gave Hall of Fame quarterback Aaron Rodgers fits from beginning to end, limiting him to 16-for-31 passing for 161 yards.

Chargers defensive backs R.J. Mickens and Donte Jackson intercepted Rodgers and outside linebacker Khalil Mack sacked him in the end zone for a safety in the first quarter. Rodgers was hurried and harassed and looked as uncomfortable as a four-time MVP could possibly look.

The Steelers were 0 for 9 on third-down conversion attempts until Rodgers led a late drive for a touchdown, completing a 27-yard scoring pass to wide receiver Roman Wilson that cut the Chargers' lead to 25-10 with 2:57 remaining in the game. Pittsburgh ended up 2 for 11 on third downs.

"Oh, wow," Chargers linebacker Denzel Perryman said. "I don't pay attention to that stuff, man. I just want to worry about the next play. But, wow, I didn't know that. OK, OK, the defense went out there and did their thing.

Shout out to the defensive line. Definitely gave (Rodgers) pressure."

Chris Boswell gave the Steelers a 3-0 lead with a 59-yard field goal with 10:25 left in the first quarter. The Chargers then went on a 25-0 run, with Mack starting things with his 35th career sack in three-plus seasons after they acquired him from the Chicago Bears before the 2022 season.

Cameron Dicker kicked a 32-yard field goal and Herbert hit Ladd McConkey for a 15-yard touchdown pass, and the Chargers were, if not exactly rolling toward victory, then at least avoiding the many misfires and letdowns that plagued Rodgers and the Steelers during a lackluster first half.

Dicker kicked two field goals in the second half, including one from 59 yards that extended the Chargers' lead to 15-3. Herbert and McConkey then set up Kimani Vidal's 2-yard touchdown run that made it 22-3 in the fourth quarter with a spectacular 58-yard catch and run down the left sideline.

All that remained was for Allen to get his record. He had already caught one pass from Herbert for a 12-yard gain in the second quarter to tie Gates. But he was something of a forgotten man in the plays that would follow as Herbert, McConkey and Vidal handled the offensive workload.

In the end, Allen agreed it was a unique way to break the record.

"A little bit," he said, chuckling. "Two catches were hard enough to get (Sunday)."

At that moment, with Allen's teammates celebrating his record-breaking catch by mobbing him along the sideline and spraying water on him, it was difficult to remember that the game turned on a defensive play by Mack, another likely Hall of Fame candidate when his playing days are done.

Mack charged through the Steelers' line to drop Rodgers in the end zone to narrow the deficit to 3-2 with 5:09 remaining in a lackluster opening quarter. Rodgers lost control of the ball when Mack hit him from behind, but fell upon it to prevent a Chargers recovery and a touchdown.

"He's a Hall of Famer," Chargers linebacker Daiyan Henley said of Rodgers. "So, for us to do that, it's not the easiest thing to do when you have a guy back there (that's so accomplished). He's a hell of a talent, obviously. We all know that. We just believed in the matchup up front."

### Ageless Keenan Allen on the verge of an incredible feat for Chargers

By Sam Farmer  
Los Angeles Times  
September 25, 2025

EAST RUTHERFORD, N.J. — Raw speed was never his game, and maybe that helps explain why Keenan Allen has aged so gracefully in his NFL receiving career.

"Father Time isn't really nipping at his heels because he was never a 4.3 guy," said Hall of Fame receiver James Lofton, referring to Allen's time in the 40-yard dash. "He's like a designated hitter in baseball or a great three-point shooter in basketball. Those players are always going to be there, and he has the ability to make them."

Allen, who could make NFL history Sunday when the Chargers play at the New York Giants, runs his routes with surgical precision and has Houdini hands, typically emerging with the football even when a defender is superglued to him.

"I don't count on my speed to get open," said Allen, 33. "It's more like, in close spaces I've got to win."

In another sense, he might be the fastest pass catcher in NFL history. He needs seven more receptions to reach 1,000 for his career, likely doing so in fewer games than any player ever. Sunday will be his 158th game. As it stands, the fastest to 1,000 is Marvin Harrison in 167.

Allen has caught touchdown passes in all three games for the undefeated Chargers, including a 20-yarder against Denver last Sunday that was astounding on both ends — Matrix-like sidearmed sling by Justin Herbert and jaw-dropping catch by Allen who was wearing a defender like an overcoat.

"I was in the end-zone family section right behind him," Zach Maynard said. "I was in shock. I didn't even know how to celebrate. It was one of those plays where you sit there and say, 'Oh, my God, did that actually just happen?'"

If Maynard was in shock, that's saying something. He's Allen's half-brother and his first quarterback, so he's intimately familiar with what the football world now knows: never underestimate No. 13.

"It's kind of like watching LeBron still dunking at 40," Maynard said. "Keenan's still competing at the highest level."

Allen, whose NFL seasons match his jersey number, is plenty youthful too. He doesn't "talk old," as coach Jim Harbaugh likes to say.

"You start talking old, you start playing old," Harbaugh said. "It's an obvious mindset. I don't see any difference [in him], just Keenan Allen doing Keenan Allen things that he's always done. Never once heard him talk old, so there's a pretty good chance he's not thinking it."

And to think Allen would have been OK calling it a career had the Chargers not reached out to him in August after the surprise retirement of Mike Williams. That's when Allen ran a comeback pattern, signing a one-year deal with the Chargers, where he spent his first 11 seasons before they traded him to Chicago last year.

"I just wanted to be back here playing with the guys I came up with and the colors I started with," he said.

Thirty-three isn't old to the outside world, but by NFL receiving standards, it's a flip phone in the age of Androids. With that long beard, Allen is Grip Van Winkle.

Hall of Fame receiver Tim Brown, who retired at 38, says elite receivers have two elevators. When the physical elevator goes down, the

mental elevator rises, allowing the player new and crafty ways to get open.

"It's about working smarter, not harder," Brown said. "If I could avoid that fight at the line of scrimmage, or at the top of my route, then in my mind it just gave me the energy to play another play."

"The great thing about Keenan is he's an excellent route runner. He knows how to put his foot in the ground, and even being a big guy, get out and make things happen."

Allen, listed at 6-foot-2 and 211 pounds, appears even more solid than that. He played all sorts of positions growing up in North Carolina, and was recruited to Alabama as a safety. Maynard is three years older, and when he decided to transfer from Buffalo to the University of California, his younger brother decided to follow him to Berkeley.

In 2011, Allen's sophomore season, NFL scouts converged on a USC-Cal game in part to scout receivers such as Robert Woods, Marqise Lee and Marvin Jones. Cal lost, 30-9, but Allen had 13 catches for 160 yards.

Tom Telesco, who would be general manager of the Chargers two years later, was in the Indianapolis Colts personnel department at the time, working under the legendary GM Bill Polian.

"We're walking out of the stadium and Bill looks at me and he's like, 'Are you thinking what I'm thinking?'" Telesco recalled. "And I look at him like, 'You mean that sophomore receiver who was the best player on the field?' That was Keenan. Bill looked at me and said, 'He's Andre Reed.'"

That was lofty praise, considering Reed, a Hall of Fame receiver, was such an integral part of those Buffalo Bills who reached four consecutive Super Bowls. Polian was instrumental in assembling those teams.

"Andre was a little heavier — he was a tight end in college — but with great route runners like both of them are, guys I would term natural receivers, they're capable of adjusting to that loss of a step or half-step with the way they run their routes," Polian said. "Also, the way they work with their quarterbacks in terms of ball positioning."

Philip Rivers, longtime Chargers quarterback, was on the same wavelength as Allen. Similar to the relationship Allen now has with Herbert.

"There would be times where I'd holler at him out there like, 'Hey!'" Rivers said. "And he'd kind of nod at me like, 'I see it. We're good. Don't say anymore or we'll give it away.'"

Much of their communication was wordless.

"You could throw behind him and almost talk to him with the ball," Rivers said. "Depending where I threw it, he'd be able to throttle it on or off and make the catch."

Allen is particularly adept at having "late hands," waiting until the last possible moment to reach up and latch onto the football, rather than giving the defender ample time beforehand to prepare for the incoming pass.

"It's just repetition," said Allen, sitting at his locker while speaking to a reporter. "I could reach up my hands right now and catch a ball and you'd have never seen it coming. It just appears."

The memory of the USC-Cal game was still fresh in Telesco's mind when he was in the Chargers draft room in 2013. The team had a first-round grade on Allen but wasn't really looking for a receiver. Yet when the third round came around and Allen was still on the board...

"Keenan's card is sitting up there and [scout] JoJo Wooden tapped me and said, 'What about Keenan here?'" Telesco said. "I said, 'Look, we can do it but he's probably going to be inactive for the whole year and be a developmental player.' And JoJo said, 'Dude, just take him. Don't overthink this.'"

The Chargers did, and Allen played early because of various injuries at receiver. He led all NFL rookies with 71 receptions and broke multiple team rookie records.

"I had no idea the Chargers were going to take me," he said. "Never talked to them. Never took a visit."

The Chargers fooled everyone. They had late hands.

## Why Keenan Allen's return to Chargers has been team's best offseason move

*By Daniel Popper  
The Athletic  
September 26, 2025*

EL SEGUNDO, Calif. — On the morning of Aug. 1, Keenan Allen took the field at the Los Angeles Chargers' practice facility for a private workout. Coach Jim Harbaugh and general manager Joe Hortiz looked on as Allen ran routes.

Workouts like these happen daily across the NFL. Some decision-makers like to get eyes on potential signings to see firsthand how they move. Harbaugh and Hortiz fall in this category. Even so, there was something different and rare about this workout — beyond the fact Allen had spent his first 11 seasons playing for the organization.

Starting quarterback Justin Herbert was throwing the passes.

Allen said he called Herbert to let him know he was arriving at the facility to work out at 9 a.m. The two, of course, had spent four seasons together with the Chargers from 2020 to 2023. "Yes, cool, I'll be there at 9," Herbert replied, according to Allen. The Chargers also encouraged Herbert to throw to Allen in the workout.

One of Herbert's favorite receivers was going to be back on his practice field? Herbert did not hesitate. Allen acknowledges now that catching passes from the starting quarterback in a workout was "abnormal."

"I didn't imagine myself ever doing (another) workout," he said. "It didn't even feel like a workout. It felt like routes on air."

The connection returned immediately. Herbert translated the route verbiage of the new offense,

which has changed since the three offenses over their four seasons together. "It was just easy," Herbert said. Five days later, the Chargers signed Allen to a one-year deal. And through three games, Allen has emerged as perhaps the most important and impactful addition Harbaugh and Hortiz made to their 2025 roster.

Allen leads the Chargers with 19 receptions, none more important than the 20-yard touchdown he caught in the fourth quarter of Sunday's victory over the Denver Broncos. The Chargers, who play the New York Giants this weekend, improved to 3-0 with the win.

The catch tied the score at 20 with 2:37 remaining. Herbert bounced off a sack attempt from Broncos defensive tackle Zach Allen. He escaped to his left. With Broncos edge rusher Nik Bonitto closing in, Herbert changed his arm slot and threw off his back foot through contact. Allen was covered in the end zone by Broncos cornerback Riley Moss, who had his back turned to Herbert. Allen flashed his hands at the last second to prevent Moss from making a play on the ball.

"I'm putting the ball in harm's way on a play like that," Herbert said, "and it's saying that I trust him to go up there and get it."

This trust was forged over four seasons. Herbert and Allen have always formed a symbiotic relationship on the field — Herbert elevating Allen; Allen elevating Herbert. Herbert believed Allen would make this play in this situation because he had done it before.

In Week 2 of 2023 against the Tennessee Titans, Herbert threw a touchdown to Allen on a fourth down on an almost identical play. Defensive tackle Jeffery Simmons won instantly up the middle and hit Herbert in the pocket. Herbert bounced off the sack attempt. He escaped to his left. He threw off his back foot through contact from an oncoming edge rusher.

Allen was waiting on the left side of the end zone. He flashed late hands and came down with the touchdown through a helpless cornerback.

"It feels normal," Allen said. "Just doing what I do."

It's what he does with Herbert, and that is being reliable in clutch moments.

From 2020 to 2023, Allen had 100 conversion receptions on third and fourth downs, according to TruMedia. Only Tyreek Hill had more such receptions in that span with 102.

Allen already has six conversion receptions on third and fourth downs through three games this season. Safety Derwin James Jr., who played with Allen for six seasons, coined the phrase "third-and-Keenan."

Allen's productivity in this phase was one of the differences in the Chargers' win over the Broncos. Allen had two third-down conversions in the fourth quarter, including a third-and-10 on the tying touchdown drive.

Allen also beat man coverage for a 9-yard reception on the winning two-minute field goal drive.

"The plays that he made in the second half were amazing," offensive coordinator Greg Roman said.



Allen is one of the smartest receivers in football. He has a thorough understanding of how to attack the leverage of defenders — an understanding he passed on to Herbert. That transfer of knowledge started happening as soon as Herbert took over as the starter in Week 2 of his rookie season in 2020.

Allen would pull Herbert aside and provide valuable lessons on how to stem routes to take advantage of defenders' body positioning.

As Herbert told me in 2021, "Hearing that from him, it taught me a lot about it."

On a third-and-3 in the fourth quarter against the Broncos, Allen sat a route down in between two zone defenders. Herbert knew where Allen was going, how he was attacking the space. Herbert fired a missile to Allen's right shoulder, away from the sitting linebacker. Catch. Conversion.

This chemistry never left Herbert and Allen, even though they spent a year apart. Two of Allen's three touchdowns this season have come in off-script situations, with Herbert escaping the pocket and looking to create.

"To have a veteran like that who knows that and is able to see that," Herbert said, "it makes my job so much easier."

In a different universe, Allen would have spent 2024 with the Chargers instead of with the Chicago Bears. The Chargers approached Allen about taking a pay cut. Allen had no intention of doing so, as he made clear in August after he resigned. The Chargers then traded Allen to the Bears for a fourth-round pick.

Allen had 70 catches for 744 yards and seven touchdowns as the Bears lost 12 games.

"The plan was to do better than I did, obviously," Allen said. "But for whatever reason, that didn't happen."

Allen hit free agency. He had hopes of returning to the Chargers. But they had signed Mike Williams, Allen's former Chargers teammate and good friend, in March. The Chargers also drafted two receivers in April. The writing was on the wall.

Allen said he considered retirement. He also considered trying to play for the Los Angeles Rams to remain in Southern California, where he kept his house and family during his one year in Chicago.

Then, on the eve of training camp in July, Williams shockingly retired. Allen said he called Williams.

"You're done? Like, done done?" Allen asked.

Williams confirmed. Allen let Williams know he could be returning to the Chargers. Then came the workout, and the signing — "at a lower cost," as Allen jokingly points out.

"Still wish Mike could have been here," Allen said, "but definitely happy I can be back."

During training camp in 2021, Herbert was sitting in a conference room at the team hotel in Irvine, Calif. He was discussing the impact Allen had on his record-setting rookie season.

"I want to play with him for as long as I can," Herbert said of Allen then.

For a year, it looked like their time together had ended.

Now the Chargers are undefeated, and Herbert and Allen's most significant snaps as a duo could very well be ahead of them.

"It's been like he never left," Harbaugh said.

## Keenan Allen is back: Why Chargers signed him now, and how he fits into WR room

*By Daniel Popper  
The Athletic  
August 6, 2025*

EL SEGUNDO, Calif. — Los Angeles Chargers undrafted rookie quarterback DJ Uiagalelei had been wearing No. 13 through the first three weeks of training camp, including in the Hall of Fame Game last week. It never quite felt right. Of course, that number had belonged to receiver Keenan Allen for 11 seasons, from 2013 to '23, as Allen became the leading wide receiver in franchise history.

On Tuesday evening at The Bolt, Uiagalelei jogged onto the practice fields wearing a different jersey, No. 7. Something was up. Moments later, the Chargers announced the reason: Allen had agreed to terms to return to the Chargers for a 14th season.

He is back.

"This is where he grew up," general manager Joe Hortiz said of Allen on the practice sidelines about an hour later. "This is where he became Keenan Allen."

Allen was under contract with the Chargers when coach Jim Harbaugh and Hortiz took over in early February 2024. Harbaugh mentioned Allen by name at his introductory news conference at SoFi Stadium, including him in the exciting "pros on this team." Six weeks later, the Chargers traded Allen to the Chicago Bears for a fourth-round pick. The Chargers were cap-crunched. They needed to clear space. They initially approached Allen about taking a pay cut, but the two sides could not come to terms. The Bears swooped in and offered a quality return.

Earlier this week, Harbaugh hinted at those comments he made at his introductory news conference. "You probably know my feelings on that, pretty much dating back to when I first took the job," he said. "The interest has always been in there in Keenan."

The Chargers brought Allen in for a visit on Friday. Harbaugh said that visit "went well."

"He did a lot of Keenan things," Harbaugh said. "It was an impressive workout."

Allen was in the final year of his deal when he was traded to the Bears. He became a free agent in March.

"We know how good he's been throughout his career, and he was out there on the open market still," Hortiz said. "A chance to bring someone of his caliber back (who) we think can help us win games, so we're fired up to have him."

The Chargers opted for an alternate reunion earlier this offseason when they signed Mike Williams to a one-year deal. Williams had spent the first seven seasons of his career with the Chargers. Like Allen, Williams was in the final year of his deal with the Chargers in the 2024 offseason. The Chargers cut him to save cap space.

Williams filled a more logical role for the current Chargers roster. He had proven with the Chargers and quarterback Justin Herbert that he could be a down-the-field threat outside the numbers, particularly in contested-catch situations. That was a skill the Chargers were lacking, especially before the draft.

Williams, though, shockingly announced his retirement on the eve of training camp. That left a vacuum of sorts in the Chargers receiver room. They had talent, sure. Ladd McConkey emerged as true No. 1 option as a rookie. The drafted Tre' Harris in the second round and KeAndre Lambert-Smith in the fifth round. But this was a very young group. After Williams' retirement, Quentin Johnston was the career receptions leader in the room with 93.

Allen has 974 career receptions.

Hortiz admitted that Williams retiring "opened up more opportunity."

"We know Keenan brings veteran presence, and I think everyone knows that," Hortiz said. "What he's done in this league, all the pelts he has on the wall, you get a chance to add someone like that, you do it."

Where does Allen fit into the current makeup of the Chargers receiver room?

McConkey played a vast majority of his snaps in the slot last season. According to TruMedia, he ran 340 routes from the slot and 135 routes from the outside. He was also more productive in the slot, both in terms of total production and efficiency. McConkey averaged .08 expected points added per route on the outside and .14 EPA per route in the slot in 2024, according to TruMedia. He caught 29 passes for 385 yards and two touchdowns on the outside in 2024. He caught 52 passes for 761 yards and five touchdowns from the slot.

TruMedia's alignment data only goes back to 2019. So Allen's splits do not cover his entire career. He has played more in the slot in that span, the past six seasons. From 2019 to '24, Allen ran 1,810 routes from the slot and 1,344 routes on the outside. He caught 287 passes for 3,020 yards and 20 touchdowns from the slot. He caught 261 passes for 3,008 yards and 18 touchdowns on the outside. From an efficiency standpoint, Allen averaged .06 EPA per route from the slot and .08 EPA per route from the outside.

"I think he can help us in multiple roles," Hortiz said. "I really believe that. I think he's been that way his whole career, and I don't see that being any different now. ... You guys know how Keenan has been used everywhere he's been, and you'll see the same thing. A lot of versatility."

Hortiz added: "You get good players on the field, and you play them. So you can get creative with a lot of different players. Ladd's played a lot of slot. Ladd's also been productive outside.

Keenan's played a lot of slot. Keenan's been productive outside."

McConkey and Allen now become interchangeable pieces. At the same time, there is a reason the Chargers focused primarily on outside receiver as they added in the offseason, from Williams to Harris to Lambert-Smith. It seemed like a concerted effort to create complementary pieces around what McConkey brings in the slot.

Will the Chargers be getting the absolute most out of both McConkey and Allen if only one of the two can play in the slot in three-receiver packages? That is to be determined. Both players have certainly shown the ability to produce on the outside. Both players have also spent the majority of their time in the slot.

In the end, the Chargers needed a proven player at this position after Williams retired. And they brought back the most proven wide receiver in the history of the organization.

"You got a lot of good football players on the field that help you win games," Hortiz said, "and that makes you tough to beat."

## Keenan Allen's journey back home to the Chargers

*By Fernando Ramirez  
The Sporting Tribune  
September 4, 2025*

It is no secret that Keenan Allen didn't want to leave the Chargers. He envisioned himself spending his entire career in powder blue.

Last offseason, Jim Harbaugh and Joe Hortiz came in and knew they had to fix the salary cap. Allen was asked to take a pay cut—something he shouldn't have had to do after posting 108 receptions, 1,243 yards, and seven touchdowns.

Instead, the Chargers traded him to the Chicago Bears for the 110th pick in the fourth round. Hortiz later packaged that pick, along with a second-rounder, in a deal with the New England Patriots to move up and select Georgia receiver Ladd McConkey. With the 137th pick in the fifth round, the Chargers also added Maryland cornerback Tarheeb Still, who went on to lead the team with four interceptions.

While the rookies shined in Los Angeles, Allen was in Chicago adjusting to a new offensive system, two different head coaches, and a rookie quarterback in Caleb Williams.

He played in 15 games, recording 70 catches for 744 yards and seven touchdowns, but the Bears finished just 5-12. It wasn't an easy year.

"I needed my team with me," Allen said.

By "team," he wasn't referring to his teammates but to his wife, Ciara, and their four children, who stayed in Southern California while he lived in Chicago. The family decided not to uproot for five months, choosing instead to let the kids remain in school and stay close to their friends.

Even from the Midwest, Allen kept tabs on the Chargers, watching how they fared throughout the season. He noticed McConkey's breakout rookie year—one that saw him break many of Allen's own franchise rookie records.

"He had a couple more games," Allen said with a laugh.

Allen also kept a close eye on Quentin Johnston, who had been a rookie during his final year in Los Angeles. At the time, Allen had been vocal about advising Johnston to block out outside noise and focus on his development.

That growth showed in 2024, as Johnston nearly doubled his rookie-year production with 55 receptions for 711 yards and eight touchdowns.

"His confidence is building," Allen said of Johnston. "I think he's ready to show this year even more."

He even watched the Houston Texans eliminate the Chargers in a 32-12 loss—a game where McConkey was the only real receiving threat, finishing with 197 yards and a touchdown. The next-best receiver that day was tight end Will Dissly, who managed just 16 yards.

"They could have used me," Allen said.

Allen admitted it hurt to watch his old team go down like that after such a solid year under Harbaugh. His mind, as always, was breaking down defenses and imagining where he could have taken advantage of their weak spots.

Even though he had nothing to do with the matchup against Houston, Allen instantly recognized how he could have helped.

"Just because of the way Houston plays—they run man so much," Allen said. "Definitely could have been a help."

### The Free-Agent Wait

He entered the offseason as a free agent for the first time in his career but didn't receive the kind of offers he felt matched his value.

"I think I got down played," Allen said. "That is part of the chip."

That chip on his shoulder has fueled him throughout his career—whether it was Mike McCoy rarely giving him first-team reps as a rookie in training camp, his Madden rating, or top receiver lists. Allen has always thrived when doubted.

He stayed in shape, continued his workouts, and waited for the phone to ring—hoping it would be the Chargers calling.

But instead, the Chargers went younger, drafting Tre Harris and KeAndre Lambert-Smith while also bringing back Allen's former teammate, Mike Williams.

During his first press conference, Williams expressed his desire to reunite with Allen and quarterback Justin Herbert.

"We ain't gonna speak on that. We ain't gonna talk about that," Williams said with a few laughs. "I'd love that, though. I would love that...That's my dog. We'd be together every other day. Yea, I love that. Why not?"

On the first day of training camp, however, the Chargers announced that Williams would be retiring after the numerous injuries he had sustained throughout his career.

### The Call Back Home

A couple of weeks later, Allen finally received the call he had been waiting for—the Chargers wanted to bring him in for a workout.

Before moving forward, Allen reached out to Williams out of respect, letting him know he might be returning to the team.

"I ain't tripping bro, go do your thing," Williams responded to Allen.

Allen admitted that if Williams hadn't retired, he doesn't believe he would be back. But as he put it, things happen for a reason.

He also credited the fans for playing a role in his return. Throughout the process, they flooded social media with calls for the team to bring him back.

"Grateful, feeling the love for sure," Allen said of the support. "The whole way through the process last year, this year. Like I said, I always wanted to be back."

### Reunited with Herbert

From 2020 to 2023, Allen shared a unique relationship with Herbert—so strong that he once joked that if they both went on the field blindfolded, the quarterback could still find his receiver. That connection translated into 376 completions for 4,088 yards and 25 touchdowns over 52 games.

Allen noticed during workouts and the first few practices back that the chemistry was still there, though some areas still needed work.

"For me, the pitch and catch stuff has been picking up where we left off," Allen said. "Just learning a new offense where they like the spots, the splits and stuff like that. That's where we are just trying to build the chemistry on that."

Safety Derwin James is one of the players who lights up every time Allen's return comes up. He knows firsthand how dangerous Allen is on third down.

"They already have the connection," James said. "It's like having your boy back with you."

In Allen's absence, Herbert developed a strong rapport with rookie receiver Ladd McConkey, connecting on 82 passes for 1,149 yards and seven touchdowns while throwing only three interceptions. Allen has noticed Herbert's growth heading into their fifth season together.

"He's more confident, he's more composed," Allen said. "He knows this offense like the back of his hand. So I'm excited about it."

### Mentoring the Young Guns

Before Allen's return, some NFL experts questioned whether he and McConkey could coexist in the same offensive scheme, given that both primarily play in the slot. Allen dismissed the concern.

"You got two guys that know how to play football, love to play football and compete," Allen said. "I think you can put us anywhere. I'm a guy who can be anywhere on the field and obviously he showed last year he can do it all, too."

McConkey agreed, noting the flexibility of the system offensive coordinator Greg Roman runs.

"The great thing about our offense is we can all move around," McConkey said. "One by three formations, whoever it might be, me, Q, Keenan, [Reagor], whoever is out there, we can all rotate and be in different positions and scheme it up the way they want and have whoever run what route then we can rotate and run another way."

Roman also feels confident it will work.

"There is great communication going on there too, so that's great as well," Roman said. "He scoffed at it. I scoff at it. There we are."

Even after only a month back with the Chargers, Allen was already voted a team captain.

"The respect he has from his teammates spoke volumes," Harbaugh said of Allen being voted captain.

The Chargers' receiving room features a mix of young, talented players—some experienced, some not—but all capable of making plays for Herbert. Allen has watched them closely in practice and preseason games. His first opportunity came in the Rams preseason matchup, where Tre Harris caught six passes for 85 yards and KLS had two catches for 66 yards and a touchdown.

"Definitely impressed by the young guys," Allen explained. "Just how polished they are, the techniques that they already have, the speed of the game, and the confidence."

With the receiving room's inexperience, a veteran presence was needed. While Mike Williams had been brought back, his retirement made Allen the obvious choice due to his familiarity with the team and desire to help elevate those around him.

"He's been doing it for a long, long time," Harris said. "I've even talked to him about his career, just like all the ups and downs he's gone through. It's great to have a vet like that in your room."

Before Allen returned, McConkey told the "Kay Adams Show" that he would have loved to have Allen as a teammate to pick his brain. He even tracked down Allen's past practice tape to study his route running. Now, Allen is right there in the room.

"He's a student in the game," McConkey said. "He's been around a lot, seen tons of different looks and ran tons of different routes. Asking him that it's been helpful, and it's been huge for not only for me, but our entire receiver room."

Allen, in turn, has observed how McConkey approaches preparation and game day. He quickly noticed the rookie's dedication.

"Just seeing it in person speaks volumes to his work ethic," Allen said of McConkey. "He does it day in and day out. He comes in and he works. He's one of the first guys here. He's always getting the extra body work."

Another player Allen sought out was second-year cornerback Tarheeb Still, who came to the Chargers via the Allen-to-Bears trade through the Patriots.

Allen noticed Still's number, 29, flashing on the screen last year and didn't hesitate to call him out.

"We going to get after your ass," Allen told the second-year cornerback.

Still, not usually a trash-talker, admitted that the veteran receiver's challenge excited him to face Allen in practice.

"I really took it as 'Okay, let's go. I get to compete against one of the best to play receiver. So, I took it as a challenge,'" Still said. "Kind of got me going a little bit. Kind of got me fired up."

Still knows that going up against Allen isn't for the faint of heart and views it as a chance to improve.

"It's really fun to go against him in practice," Still said. "He talks a lot, so you get to go at it. You get to compete. He runs great routes, so you get great looks. You really get to get better. So I appreciate all the work."

The young receivers aren't the only ones seeking Allen's guidance. After plays where they face each other, Still said he goes to the veteran to learn how to improve.

"He tells me what he sees when he's attacking, how he's going to attack certain routes, what kind of look he's going to give—so stuff like that, stuff I can learn from," Still said.

At this point in his career, Allen is focused on winning. He has been coached by Mike McCoy, Anthony Lynn, Brandon Staley, Matt Eberflus, along with Giff Smith and Thomas Brown (interim head coaches).

He's experienced great wins, ugly losses, and everything in between.

Allen believes the team can succeed under Harbaugh.

"I think so, he has a different approach," Allen said of Harbaugh. "He just gets it off in a different way, and it just means a little different. It's coming from a different place. So I think it's good."

He also feels the young players feed off the culture Harbaugh has instilled.

"Everybody wants to win," Allen said of the team. "Everybody wants to get their job done. The culture is unmatched."

Allen's focus is clear: make an impact, play football, and win a Super Bowl. On paper, this Chargers squad has the best chance to do so because of the talent and depth around it in all the years Allen has been a pro..

The team boasts more depth than big names—a mix of veterans and young players, with Herbert at quarterback and strength across all skill positions.

Allen knows his role with this Chargers team: it's the same one he's had since being drafted in 2013, the same role he believes could finally help the Chargers overcome their playoff slump.

"I don't think it changes for me," Allen said. "Be Keenan Allen, do what you do. Get open, catch the ball."

## Joe Alt

### Chargers' Justin Herbert on Joe Alt TD celebration: 'We're both just big kids'

*By Daniel Popper  
The Athletic  
October 31, 2025*

EL SEGUNDO, Calif. — Joe Alt was back last week for the Los Angeles Chargers, and so was the most wholesome touchdown celebration in football.

It was late in the first half of the Chargers' blowout win over the Minnesota Vikings last week. Alt had missed three straight games with a high ankle sprain, but he returned for this prime-time matchup.

On a second-and-10 from the Minnesota 27-yard line, Chargers quarterback Justin Herbert dropped back to pass, his blindside secure with Alt locking down Vikings top edge rusher Jonathan Greenard. Receiver Ladd McConkey was one-on-one on the outside against Vikings cornerback Jeff Okudah. McConkey hesitated off the line of scrimmage before surging open down the right sideline. Herbert dropped a pinpoint throw into McConkey's waiting arms. Touchdown.

The Chargers took a three-score lead. Alt ran over to Herbert, and the two teammates, standing 5 feet apart, started jumping up and down with their hands raised above their heads.

It was hard to miss. Alt is 6-foot-8. Herbert is 6-foot-6. They were two of the tallest players on the field.

"We're both just big kids," Herbert told The Athletic this week of the celebration. "And I think he's definitely just a bigger kid than I am."

Herbert towers over most of his teammates, but Alt is one of the few who look down on the quarterback.

Two mountainous men channeling their unbridled football joy.

"He came back," Herbert said of Alt, "and then it was just a perfect moment for it."

The origin of the touchdown celebration is a perfect representation of Herbert and Alt. There was no planning. It is not a callback to any movie, television show or video game.

Across the league, NFL players debut new choreographed celebrations after every turnover forced and touchdown scored.

And then there are Herbert and Alt, emoting organically in front of the world.

"It's pure," Alt said. "Us just being us."

When asked about the origin of the celebration, Herbert went back to the Chargers' Week 16 win over the Denver Broncos last season. Late in that game, Herbert shoveled to running back Hassan Haskins, who weaved through the Broncos defense for a win-sealing 34-yard touchdown.

Herbert and Alt embraced in a hug at midfield as the SoFi Stadium crowd erupted.

Team videographers captured Herbert and Alt talking on the sideline after the score.

"Was that not the coolest thing at the middle of the field?" Herbert said.

"Yes," Alt replied, nodding.

Herbert said this season's celebration is an "extension" of that hug.

It has been a natural progression. In a training camp practice this summer, Herbert fired a dart to receiver Tre Harris in the back of the end zone for a touchdown. It was one of Herbert's best throws of camp. After the play, Alt ran up to Herbert, screaming. Alt raised his hands above his head and started jumping up and down. Herbert followed. The teammates started high-fiving repeatedly.

"We just saw each other, looked each other in the eyes and jumped up and down," Alt said. "From here on out, it's been a thing."

Herbert was mic'd up that day in camp.

## Cameron Dicker

### Chargers' Cameron Dicker at the forefront of a redefining era for NFL kickers

*By Sam Farmer  
Los Angeles Times  
October 17, 2025*

When the Chargers are successful — and they have won four of six games this season — you can most often trace the results back to two elite components: the arm of Justin Herbert and the leg of Cameron Dicker.

The football world celebrates the former. Herbert has pinpoint precision, even when draped in defenders. But the latter, Dicker's record-breaking reliability, has almost become an afterthought. He's going to make his kicks.

Nearly 80% of NFL games were decided by one possession last season, underscoring the value of a kicker who can deliver three points time after time. For instance, Dicker tied a career high by kicking five field goals in the 29-27 win at the Dolphins, including the 33-yard clincher — and in his five seasons he has never missed a field goal of 40 yards or fewer.

"Boiled down to the base level, yeah, you kick a ball through the pipes," said Dicker, 25, whose team plays host Sunday to the Indianapolis Colts. "But a lot goes into it. You've got to have a great holder, a great snapper, and then great field-goal protection. And then you have to be able to do your job at a high level to keep a job here in the NFL nowadays."

Dicker has made 105 of 111 career field-goal attempts, giving him the best career percentage (94.6) in league history by a player with at least 100 attempts.

"This is a guy that, just under the radar, has continued to be absolutely excellent throughout his career," said retired NFL kicker Jay Feely, who spent a decade as a CBS analyst. "He continually makes his kicks in the big moments and is becoming one of the best kickers in the NFL."

Some of the league's most significant changes are happening in the kicking game. Coaches are increasingly comfortable with long field-goal attempts, making 60 yards feel like the new 50.

The numbers back this up. Field-goal attempts of 50 yards or longer have nearly tripled since 2010, when there were 108 in the entire season. Through six weeks this season, there have been precisely that many, 108, meaning the league is on pace for almost 300.

What's more, the accuracy of those long kicks has risen dramatically. Kickers made 54.6% of those attempts in 2010 but are currently making them at a 71.3% clip.

That has changed strategies. Now, drives that stall around midfield are no longer automatic punting situations but true scoring opportunities.

The NFL record for the longest field goal stood at 63 yards for 43 years — set first by Tom Dempsey, then tied by a handful of others — before Matt Prater made a 64-yarder in 2013.

Longtime Baltimore kicker Justin Tucker has the record at 66 yards, but the booming Brandon Aubrey of the Dallas Cowboys has kicks of 65 and 64 yards. This past summer, Jacksonville's Cam Little made a 70-yarder in a preseason game.

"I think there's an increased confidence in coaches giving players the opportunity to go out there..." said Dicker, whose longest made kick is 59 yards. "I think guys in the past have had the ability to make long kicks and that some coaches haven't trusted it at times. But you're seeing a little bit of a change in that."

Longtime NFL kicker turned kicking coach Michael Husted points to a number of factors in the evolution of the position. Players are starting younger and specializing in kicking, he said, as opposed to sampling other sports. Technology and analytics have made training more efficient and effective. Private coaching, which used to be somewhat exotic, is now commonplace. And people are taking the mental aspect of the game far more seriously.

"Back then, seeing a sports psychologist was, 'What's wrong with you?'" Husted said. "Now, mental training is part of a three-pronged approach: weight room, on-field and between the ears."

Feely knew that life from two different angles. He played 14 seasons in the NFL, then watched his son, Jace, who kicked for Arizona State then Colorado.

"Kicking still comes down to your ability to handle failure," Jay Feely said. "Every kicker is going to miss, and they're going to miss critical kicks. Can you handle failure? Can you come back and not allow that to break you?"

"A lot of kickers I've talked to didn't retire because they couldn't do it physically anymore. They were just done with the mental grind."

As for Dicker, in those high-pressure moments, he leans heavily into his faith as a Christian for perspective.

"For me, at the end of the day, I know I'm loved regardless of what happens," he said. "So I don't really care if I make or miss kicks. I've got to go out there and do the best I can. And once I kick it, it's off my hands."

He finds it helpful to keep gratitude front and center.

"There's a study I read that gratitude and anxiety come from the same place in your brain, and the two cannot coexist," he said. "It's an either-or situation."

No matter the faith, Dicker delivers religiously.

## Justin Eboigbe

### With a heavy heart, Justin Eboigbe delivers career game for Chargers

*By Fernando Ramirez  
The Sporting Tribune  
October 24, 2025*

INGLEWOOD, Calif. -- Last Sunday, Chargers defensive lineman Justin Eboigbe walked off the field feeling like he had played the worst game of his young NFL career.

He didn't record a single tackle, pressure, or stat.

"I felt like I played my worst game this past game and the news I got even worse," he admitted.

The Chargers went on to lose 38-24 to the Indianapolis Colts, with the defense managing just five quarterback hits and one sack. It was an ugly performance in all phases.

But the news Eboigbe received after the game was even more devastating.

"Hearing that my grandma, passed away after the game," Eboigbe said. "At the end of the day it's tough."

His grandmother meant the world to him, and though it was a short week, he knew he needed to lock in.

"Just knowing the woman that she was," Eboigbe said. "She wouldn't want me to be down. She would want me to give it all I got. One thing I just kept saying this whole weekend, especially during the game I just want her be with me."

Eboigbe responded with the best performance of his young career. He recorded two sacks, three tackles, three quarterback hits, two tackles for loss, and four total pressures in their 37-10 victory over the Minnesota Vikings.

He was all over Vikings quarterback Carson Wentz. On the second drive of the game, Wentz dropped back on 3rd-and-11, and Eboigbe split between the center and guard, driving the left guard to the ground before sacking Wentz to force a punt.

His second sack came right before halftime. After Odafe Oweh sacked Wentz to force a 2nd-and-11, Eboigbe pushed the right guard into the center, freeing up Tuli Tuipulotu. Wentz escaped Tuipulotu's grasp, but the Alabama product cleaned it up for the sack.

"I think I mentioned it earlier, some of our young players are really doing a great job and Justin Eboigbe, how about him?" Chargers head coach Jim Harbaugh said. "Two sacks, Justin Eboigbe, there was another great performance by him."

It was a dominant showing played with a heavy heart — a performance Eboigbe dedicated to his late grandmother.

The second-year defensive lineman has taken a significant step forward in 2025. Drafted in the

fourth round last year, he appeared in just five games as a rookie. That experience fueled him.

"I felt bad last year," Eboigbe said. "I felt like I didn't help the team, being an inactive guy, but progress must progress. I just feel like, man, you just keep standing up there, getting better each and every day. Don't let the outside noise or external factors out there affect your mindset."

This season, he's played in all eight games, recording 18 tackles, four tackles for loss, six quarterback hits, and four sacks — the second most on the team.

Eboigbe said he plans to continue honoring his grandmother and believes the best is yet to come for the Chargers defense.

"Man, it was special," Mack said of Eboigbe. "But it's a testament to all 11 guys working hard together, man, trying to make plays and dominate a football game."

## Oronde Gadsden II

### Chargers' early riser Oronde Gadsden II making a good first impression

*By Elliott Teaford  
OC Register  
June 16, 2025*

EL SEGUNDO — Rookie tight end Oronde Gadsden II usually wakes up at first light, which these days in Southern California is about 5 a.m. He hasn't adjusted to the Pacific Time Zone after living all of his life in the Eastern Time Zone, so it's been difficult to get back to sleep in an unfamiliar hotel room. Then he's out the door and on his bike for an 8-minute ride to the Chargers' practice facility.

Is anyone else around The Bolt at that unspeakable hour?

"The security guy," Gadsden said.

It's too early for breakfast.

The locker room is empty.

So is the training room.

And the weight room is, too, although strength and conditioning coach Ben Herbert usually isn't far behind.

Gadsden, 21, then heads onto one of the three practice fields hours before the sun breaks through the marine layer and well before he's required to be on hand for the last of the Chargers' organized team activities this week before a nearly monthlong break before the start of training camp on July 17.

So far, perhaps the most difficult part of practices and workouts for Gadsden since the Chargers drafted him in the fifth round in April has been adjusting to the different time zone. He's been early for practice, for workouts, for meetings, for breakfast, for every aspect of his rookie year.

"Being around when my dad was playing kind of taught me the ins and outs and how everything is going to go," Gadsden said of his father, also named Oronde, who spent six seasons as a wide receiver with the Miami Dolphins between 1998 and 2003. "Most of it has gone how I expected."

The elder Gadsden also drilled one very important lesson into his son's head.

"My dad always told me that you should show up early," Gadsden said.

In addition to impressing Chargers coach Jim Harbaugh, tight ends coach Andy Bischoff and veteran teammates such as fellow tight ends Tyler Conklin and Will Dissly, Gadsden's early arrivals have had another benefit. Gadsden has walked through the playbook on his own on the field.

"Coach Herb," as the Chargers call him to distinguish him from quarterback Justin Herbert, suggested Gadsden hit the field early in order to drill down on the plays and better prepare for team walk-throughs and practices that often don't start until noon or later. It's been very helpful.

"He was really the one that came up with that," Gadsden said of Ben Herbert.

Conklin and Dissly have been helpful in mentoring Gadsden as he makes the transition from Syracuse University to the Chargers. The tight end's job isn't just about catching spirals from Justin Herbert. It's also about blocking and clearing space for running backs Najee Harris and Omarion Hampton.

"He wants to listen, he wants to learn," Bischoff said of Gadsden. "All you ever ask of a blocker is a willingness, and we can take it from there. If they have a willingness, then you've got to hone in on the fundamentals and help them grow. If they don't have a willingness, that's a challenge."

"He has a willingness."

Gadsden also has shown in spring practices that he can make plays, which in addition to his 6-foot-5, 236-pound frame, was what attracted Chargers general manager Joe Hortiz to him before the draft. The Chargers believe he can be another reliable target for Justin Herbert.

Last season at Syracuse, Gadsden caught 73 passes for 934 yards and seven touchdowns in 13 games. He was a third-team AP All-America selection and a first-team all-Atlantic Coast Conference pick in 2024 and 2022 after moving to tight end from wide receiver before the '22 season.

"It's way early, way early, but he's twitchy," Bischoff said in evaluating Gadsden's play so far. "He separates. He does some really good things in the passing game, and I think, as he's become more comfortable in our system in the last four or five days, people are beginning to see that."

Now, if the Chargers can just get him to sleep past the crack of dawn.



## Omarion Hampton

### The Inside Story of How the Chargers Drafted Omarion Hampton

By Eric Smith  
Chargers.com  
June 2, 2025

The night before Round 1 of the 2025 NFL Draft, the Chargers held a gathering at a restaurant in El Segundo.

Chargers General Manager Joe Hortiz was there, as was Head Coach Jim Harbaugh and his staff, the entire scouting and personnel team and several other departments within the Bolts front office.

The event was to celebrate months of hard work and commitment that would culminate over the next three days beginning with the No. 22 overall pick, which the Chargers held in the first round.

"It's a cool thing to just bring people together," Chargers assistant general manager Chad Alexander said of the get together. "After going through the process and debating with each other about this player or that player in our draft meetings, we're still all in this thing together. It always comes from a good place. Everyone was excited. You look around at each other and it's like, 'We're going to go all in this weekend!'"

As he mingled about at the get together, Alexander couldn't shake a premonition that Omarion Hampton was going to end up as a Los Angeles Charger the next night.

Alexander, of course, knew that the uber-talented and productive North Carolina running back might not even be available at No. 22 overall.

Others in the front office felt the same way.

"You hope," said James MacPherson, a Chargers regional scout whose area includes North Carolina.

"But there was no certainty and no guarantee because other teams are looking at the same film and same things we're looking at," MacPherson added. "I felt like he was an elite player, and those guys usually go early."

Even so, Alexander simply had a hunch and wanted to find a way to pass the intuition along to Hortiz.

Alexander was slated to give Hortiz a ride back to the team facility after the event and figured that was as good a time as ever.

"We were at the restaurant and I was thinking, 'OK, how can I tell Joe this?' But he actually brought Hampton up on the way home first," Alexander recalled with a laugh.

"I was dropping him off back at the facility and said, 'I think it's going to be Hampton.' We all just loved him," Alexander added.

Roughly 24 hours later, the Chargers turned in a card that made Hampton their first-round pick in 2025.

"When it was him, we were thrilled," Alexander said.

"Fired up to get him," Hortiz said in a press conference after the first round.

Over the past few weeks, Chargers.com spoke to various scouts within the Bolts front office for a deep dive on Hampton as a player and a person.

Here's the inside story of how Hampton ended up in powder blue.

'Who the heck is that?'

Let's go back to the beginning.

MacPherson's region is made up of eight states — Virginia, Maryland, North Carolina, South Carolina, Georgia, Kentucky, Tennessee and New York — meaning he must be strategic on how he handles school visits and which games to attend.

As fate would have it, MacPherson was in Chapel Hill on August 27, 2022, to watch North Carolina open the season against Florida A&M.

It was the very first college game for Hampton, a four-star prospect who played high school ball roughly 50 miles from UNC.

Hampton's first impression on MacPherson was a notable one as the running back scampered for 101 yards with two touchdowns in his college debut. It was the first time a UNC true freshman had hit 100 rushing yards in his first college game since 1946.

"He was a true freshman, and they were already excited about him," MacPherson said. "He kind of stood out and I was like, 'Alright, I'm going to be following this guy.'"

"I was scouting some of the older players but even as a true freshman he looked like he was a junior," MacPherson added. "You're looking at a line and it's like, 'Who the heck is that?' He was one of the biggest, strongest-looking backs they had."

MacPherson later caught two of Hampton's games in 2023 when the running back was a sophomore.

Hampton scored twice in the 2023 season opener against South Carolina and rumbled for 234 yards and three touchdowns on just 26 carries the following week against Appalachian State.

"You star those guys," MacPherson said of his scouting process.

Alexander also saw Hampton play in 2023 when he was the Director of Player Personnel for the New York Jets.

Hampton went off against Miami that October night as he racked up 217 total yards and three scores, including 197 rushing yards and two touchdowns on the ground.

By the end of the 2023 season, and even into the spring of 2024, everybody in the NFL scouting world knew about the rising running back from North Carolina.

A season with 1,504 rushing yards and 15 touchdowns will do that.

But Hampton also wasn't eligible for the draft yet, and scouts also wanted to see if he could replicate that success again in 2024.

A repeat performance

North Carolina spent much of the 2023 season as a Top 25 ranked team.

Experts credited their strong season to quarterback Drake Maye, who threw for 3,608 yards and 24 scores and went on to be the No. 3 overall pick in the 2024 NFL Draft.

As Hampton geared up for his junior season, many wondered how Hampton would fare without a surefire first-round pick at quarterback next to him in the backfield.

"When a team has a big-time quarterback like Drake Maye, who could throw it all over the field, defenses are going to kind of try to defend that," MacPherson said. "So, they're going to probably play some extra defenders in coverage to basically stop the pass, and that probably opened up some more run lanes, lighter boxes on defense for Omarion to run through."

With Maye in New England, Hampton thrived as the focal point of the Tar Heel's offense.

He matched his rushing touchdown total (15) from the season before but had more rushing yards (1,660) and more yards from scrimmage (2,033) — all while North Carolina rotated at quarterback after Max Johnson, the starter to open the season, was lost for the year in Week 1 with a leg injury.

Add it up and Hampton actually tallied more 100-yard games as a junior (10) than he did as a sophomore (eight).

Hampton had 1,726 total yards as a sophomore, which accounted for 27 percent of UNC's offense. That output shot up to 38.5 percent last season when he tallied 2,033 of the offense's 5,287 yards.

Hortiz compared the two seasons unprompted at his press conference after the Chargers selected him at No. 22 overall.

"I go back to last year when I was evaluating Drake Maye and other players in North Carolina in the Fall. He stood out back then," Hortiz said. "There was just this big physical runner with breakaway speed and punishing people and making guys miss. It was like, 'Wow, this is a heck of a back.'"

"And to watch him do it again this year — two years of production, durability, high character, work ethic off the charts — everything about him, that's what makes him stand out," Hortiz added.

Hampton, who averaged exactly 5.9 yards per carry in each of his final two seasons in college, made the same impression on others, too.

"I factored it in a lot," Alexander said. "You have to factor in not only who he's playing against but also who he's playing with. The year before, he was playing with a top five quarterback and was extremely productive."

"This past season he was the focal point of the offense and found a way to be productive," Alexander added. "You turn on the tape every time and see the same thing. That's just a credit to him."

MacPherson said: "That also checked another box for us in terms of, 'Hey, was it just the quarterback?' No, this guy had back-to-back productive years with and without an NFL quarterback.

"To be honest, I would say he had a better year [in 2024] because he had to run against some heavier boxes and probably break a few more tackles than he did in the past," MacPherson added.

### All eyes on Hampton

The scouting process for an NFL prospect is about more than on-field production, of course.

That's the starting point, to be sure, and it's an area Hampton excelled at as he put up gaudy stats during his time at North Carolina.

"When you watch him, he's physical, he's explosive, he's tough, he's got great balance, he's got excellent speed, gets outside, finishes long runs, breaks off long runs," Hortiz said. "When you watch him in the secondary, he just lowers the shoulder and runs through tackles ... he also has value as a pass receiver."

Hortiz later added: "A three-down back. And probably a four-down back."

Alexander couldn't agree more.

"This is a grown man's sport, and he plays the game like a grown man. That's probably the highest compliment you can give to a back like him," Alexander said. "He has a style that is tailor-made for the league and that's why we were excited to get him."

But when a team decides to spend a draft pick on a player, especially in the first round, they want to make sure that prospect will fit into their team in more ways than one.

MacPherson described something called 'The Charger Mentality,' a mantra that Hortiz and Harbaugh brought to the organization when they arrived last January.

In simple terms, this mentality measures what football means to a player. Is he just in it for the fame and financial security? Or is there a hunger there that will help him succeed at the next level?

"Does he love football, and does he love the process? Is he a guy that's going to do what it takes to be successful and help his team be successful in terms of doing the little things?" MacPherson said. "Sometimes those are hard and tedious but that's what it takes to be a successful player or an elite player that can compete at the NFL level.

"He certainly was doing all those things on the field and off the field. I don't think [his production] was by accident. He very much trains like a pro already, which was great to hear," MacPherson added.

Part of MacPherson's job is to go into schools in his area and talk to staff members about prospects.

This could be a head coach, sure, but also other coaches, members of the football staff or academic advisors.

MacPherson recently recalled what he learned about Hampton as he learned more about him as both a person and a player.

"No matter who we talked to throughout this entire process, we couldn't find anybody to say anything bad about this kid. Nobody," MacPherson said. "That's rare but, every once in a while, you do find a guy who checks every box."

While MacPherson was doing his homework on Hampton, Ethan Brodsky was, too.

Brodsky is also a regional scout for the Bolts who primarily covers the Northeast.

But Hortiz recently introduced a crosschecking measure of sorts to the Chargers scouting department where regional scouts have a state or two that a pair of them will work on.

MacPherson, for example, crosses over into Maryland and West Virginia with Brodsky, who in turn will go into North Carolina on his own.

"Joe is big on overlap. Getting more eyes on players is the most important thing, and that definitely helped," Brodsky said.

The result?

A clean and thorough evaluation from multiple scouts on Hampton.

"It very much aligned, the type of player he is, the type of person he is," Brodsky said of his collaboration with MacPherson.

And while Brodsky didn't see Hampton play in person, he had an in-depth conversation with Natrone Means, North Carolina's running backs coach and a former Chargers Pro Bowl running back.

Means raved about Hampton's work ethic and training habits, as well as the fact that he was a standout person off the field and in the community.

Brodsky got an up-close look at Hampton in practice and came away impressed.

"I went there in October, and it was a walk-through day, a Thursday before they played Florida State," Brodsky said. "He was the first one in line in every drill. It's only a walk-through and these are things he's done probably 1,000 times but the way he worked was incredible.

"It was an over-the-top work ethic. That speaks volumes," Brodsky added.

MacPherson came away with the exact same vibe.

"You watch him in practice, and he was always doing something. And it wasn't like he was drawing attention to himself and distracting players," MacPherson said. "He was their No. 1 back so if it's special teams and field goals, he's over in the corner catching balls or working through the ropes.

"He was constantly doing something on the side to try and improve his game," MacPherson continued. "You saw some of those practice habits right away. It's like when you go to our practice and you see Khalil [Mack] working on the bags during special teams. He's always working on something.

"I could tell Omarion just loves ball and wasn't resting on his laurels. And that was every practice I saw him at. He just wouldn't stay still, even punching the bag in pass pro," MacPherson added. "It wasn't like he was sitting on the bench and sipping on Gatorade. I knew this was a guy who would fit right in on our practice field."

By the time the 2024 season ended, it was clear that Hampton was among the top prospects in the 2025 draft class.

And as the Chargers prepped to meet with Hampton in person, they would continue to be blown away by him.

### A Bolt & Hammer

Kiel McDonald was more than excited to add Hampton to the Bolts running back room this offseason.

But truth be told, the Chargers running back coach had hoped to coach Hampton earlier in his career, too.

McDonald formerly coach running backs at the University of Utah and at USC. Even then he had heard about a high school running back all the way over in North Carolina.

"There was this running back that they said looks like Herschel Walker and he's all the way out in Carolina," McDonald said. "I'm like, 'I don't know if we're going to get a kid on the West Coast from Carolina.' I got a chance to see the tape, see the workouts and he's always been a big, strong, physical specimen.

"As the years continued to progress, that dude has 'it'. There's that 'it' factor you see in a back, whether it's things you can pull out of somebody or things he already has," McDonald added.

Fast forward to the spring of 2025 when McDonald finally got the chance to meet Hampton at the NFL Scouting Combine.

Already impressed with Hampton's play on film, the Chargers contingent in Indianapolis swooned after his in-person interview.

"I thought he could regurgitate his scheme, his offense and what he was taught," McDonald said. "We threw some random plays from his season on the TV screen and wanted him to talk us through it.

"What's the running back read here, what's his footwork, what's his track? He knew exactly what to say," McDonald added. "Talked about blitz pickup, how he was taught there, understanding how to scan. Just being able to tell us exactly how he's been taught, that was impressive. He is a smart dude, and he is a hard worker."

By that point, MacPherson and Brodsky had already submitted their year-end reports to the front office.

The Chargers host their regional scouts in December for meetings and the chance for them to attend a home game.

Scouts submit their Top 30 reports to Hortiz and Alexander, which is a list of the best players in their region.

Was Hampton the No. 1 player on MacPherson's list?

"He was," MacPherson said with a laugh. "And he stayed there."

With Hampton squarely on the Chargers radar, it was time for others in the scouting department to evaluate Hampton, too.

Jaylen Bannerman-Oden is a college and pro scout for the Chargers, meaning he dabbles in both worlds.

During the season, he will work on advance scouting reports for upcoming opponents. But he also visits a few schools for another cross-checking measure.

Additionally, under Hortiz, each scout in the front office is assigned a position group to evaluate ahead of the Draft.

Bannerman-Oden was tasked with looking at the running backs.

One of the first steps of that process was going to Hampton's Combine weigh-in with McDonald.

"With Omarion, I had a little star next to him. He looked rocked up. It looked like my man had been in the gym," Bannerman-Oden said.

Over the next few weeks after the Combine, Bannerman-Oden dove into dozens of running back prospects.

He looked at their touchdowns, simple plays, fumbles, pass protection, routes. Everything.

"Omarion might have the highest ceiling of anybody in this class, just off of his size, he can run inside and outside, has solid hands to catch the ball," Bannerman-Oden said.

"Everything he does, he's a natural at it. Some guys work really hard and they get stuff done. He works really hard and he's naturally gifted," Bannerman-Oden added. "He's breaking tackles and people are bouncing off him, it's like a man versus boys sometimes. He's got some of that stuff you can't teach."

McDonald echoed a similar sentiment when asked about his pre-draft evaluation of the 2025 running back class.

"We look at who's going to fit our skillset and what we're looking for, fit our offense, fit our scheme," McDonald said. "[Hampton] was up there at the top."

The final piece of the pre-draft puzzle?

North Carolina's Pro Day, which was held on March 24 in Chapel Hill.

MacPherson made sure to be as close to Hampton as possible for his final impression.

"You talk about him passing every phase, the last phase was his Pro Day. I was there in Chapel Hill helping the running backs coach from the Saints in the drills," MacPherson said. "We call it 'smelling their breath.' And it's like, 'OK, let me get up on this kid and watch him and see how he responds to being coached in drills and how he's working.'"

"He's a nice, humble, quiet kid off the field but there's a switch," MacPherson added. "He

attacked his Pro Day and getting over the bags and making cuts — I was one of the scouts giving him a secondary reaction in a drill — and he just attacked it with a different level of intensity. It was like a game. It was just bags, but he was ready to run through a guy."

As the draft neared and the Bolts front office set their board, Hampton had differentiated himself.

The Chargers have certain icons they put on players for their digital draft board. Some are for medical issues or character concerns, sure.

But some are reflected in a positive light, too.

There's a Bolt, which highlights a player's overall standout character. And there's a Hammer, which echoes a brand of physicality that you know Harbaugh loves to see on game days.

MacPherson explained what the symbols represent.

"It's a high bar to be a Bolt. When you put that Charger Bolt on a guy, you're saying he checks a lot of boxes in terms of being a pro on and off the field just as an elite guy," MacPherson said.

"And a Hammer, when they hit somebody, the other guy is going backwards," MacPherson added.

You can guess which player received both designations when the Chargers final draft board was set.

"He was a Bolt and a Hammer," MacPherson said of Hampton. "A lot of times, guys get one or the other. But the special ones get both."

### A bright future

It's a special feeling for a scout when a player they've watched for more than a year gets selected to their team.

Especially in Round 1.

"It's rewarding, I'm not going to lie," MacPherson said. "You put in a lot of hard work, a lot of extra effort. We put in a lot of time as scouts watching and observing guys, watching extra film and then talking to extra people and doing as much background research as you can."

"Sometimes you don't leave a school until 7 p.m. at night and then you still have to type up all the work you did that day," MacPherson continued.

"Of course, it feels good when a guy you put a lot of work into gets picked, but scouts are team guys. And make no mistake, it was a total team effort. Everybody liked him and saw his game as a fit. There was just some really good consensus."

Consensus.

Unanimous.

Those two words came up a lot in April both before and after the Chargers drafted Hampton at No. 22 overall.

And even though Hortiz and Alexander chatted about the running back the night before the draft, everyone also knew there was a reality where Hampton was long gone before the Bolts' pick.

"Did I think Omarion was going to be there? No," Hortiz said. "Because he was one of those unanimous guys, and you kind of anticipate unanimous guys being gone. But we're fired up he was there."

"We go through all the guys, and it was unanimous," Hortiz added. "If he's there, would we take him at No. 22? Absolutely."

And that was even with the Bolts getting multiple strong trade offers to move away from No. 22 and to the latter part of the first round.

"He was designated by us as a player before the draft where we were going to have to be blown away by a trade," Alexander said. "We listen to any trade offer; that's just part of our jobs. But we weren't going to move away from this caliber of player."

"Happy as hell to get him. Offensive coaches were happy, defensive coaches were happy," Alexander added. "We're going to control the ball more and that will help our defense. It was just a consensus. Everybody was excited to get him."

Instead of trading back, the Chargers added a dynamic young running back to the offense.

Can Hampton run the ball? Check.

The two-time Doak Walker Award Finalist finished with 3,600-plus rushing yards and 36 touchdowns at North Carolina.

Can Hampton catch the ball? Check.

He had 73 career catches in college.

And can Hampton protect his quarterback? Check.

The 22-year-old will gladly use his 6-foot and 220-pound frame to wall off pass rushers.

"This is a player that can play on third down really well," said Harbaugh. "Gives Justin [Herbert] somebody to throw to out of the backfield, he's also a really good pass protector. His game is really well-rounded."

Hortiz and Harbaugh now have two drafts under their belt in Southern California.

A year ago, they took a mammoth right tackle in Joe Alt (6-foot-7 and 323 pounds) who already showed Pro Bowl potential as a rookie.

Now you add Hampton, who joins a running back room that also includes Najee Harris, a 6-1, 242-pound back that has run for 1,00-plus yards in each of his four NFL seasons.

"They complement each other well. They both have a bruising style of running and wear defenses down over four quarters," Alexander said. "It's an identity we want to bring. We are trying to build a bully here and that's how you do that."

McDonald added of Hampton: "We'll see what part he's going to play, but I can see him helping out the Chargers in a big way."

Is there any question what kind of team the Chargers are trying to assemble?

"[Hampton] is like a humble beast. And Joe Alt was like that, too," Bannerman-Oden said. "Not a flashy guy ... but that's two years in a row

where we've gotten these humble savages that are just about the work and not about all the extra pomp and circumstance.

"They're not flashy guys themselves. They're about the work and they want a team that reflects that," Bannerman-Oden said of Hortiz and Harbaugh. "They want guys that will compete and, when you get into December or the fourth quarter, will want it more."

Hampton will wear No. 8 with the Chargers and has already made the transition from Carolina blue to powder blue.

And as his rookie season approaches, he can't wait to produce for his new team.

"[The NFL] has been a dream ever since I touched a football," Hampton said. "I'm excited for it."

"It's better than I thought, to be honest," Hampton later added about getting drafted. "Surreal feeling just to get that phone call knowing that the team is trusting you to join their program."

## Daiyan Henley

# Chargers rally around Daiyan Henley in win over Titans, 2 days after his brother was killed

By Daniel Poppe  
The Athletic  
November 2, 2025

NASHVILLE, Tenn. — Loss is one of the only guarantees of the human experience, and grief is heavy. Those who have lost and those who have grieved understand what this weight feels like. It holds your shoulders down when you try to stand. It punches you in the stomach. It creates a void in your heart and reminds you, incessantly and menacingly, of what you will never have or hold again.

Time never stops. The weight is always there. Life is downhill in that way. In some instances, however, the universe presents an opportunity. To add wheels to your soul, to harness the weight, to point it down that hill and turn grief into forward momentum. Into honor. Into catharsis. Into something beautiful.

That is what Daiyan Henley did Sunday afternoon in the Los Angeles Chargers' 27-20 win over the Tennessee Titans.

Henley confirmed after the game that his older brother, Jabari Henley, died on Friday night. According to the Los Angeles County medical examiner, Jabari Henley, 34, died of multiple gunshot wounds, and the cause of death was determined to be homicide. Daiyan Henley, while fighting back tears in the locker room at Nissan Stadium, called Jabari his "best friend" and a "protector of our family."

Henley said he found out about his brother's death at 6 a.m. Saturday. He was sleeping at the team hotel in Nashville. Henley said he heard a knock at his door in the morning. It was teammate and fellow linebacker Denzel Perryman. Henley said he thought he had missed a team meeting. Perryman told Henley to call his mother. On that call, Henley heard the news.

"I dropped to my knees," Henley said.

The Chargers and Titans were set to kick off in a little over 24 hours. Henley said he never thought about missing the game. He credited Perryman, linebackers coach NaVorro Bowman, coach Jim Harbaugh, defensive coordinator Jesse Minter and all of his teammates for their support.

"Every single one of my teammates showed up," Henley said. "That's why I was out there today and able to do what I did. It was just because I had a lot of support, and I knew that I wasn't going to let them down, and obviously I don't want to let the family down. I felt like I needed to do this for my family."

Henley played all but two defensive snaps in the game, and the Chargers defense surrendered just 6 points. The other Titans points came on a Justin Herbert pick six and a punt-return touchdown.

"The only thing that was crossing my mind was rage," Henley said. "Whatever I had to get out, I wanted to get it out."

Henley played a prominent role on special teams, leading the Chargers with two tackles in that phase. He fulfilled his usual role as the Chargers defense's green dot, relaying the play calls in the huddle and making all the pre-snap checks. He finished with seven tackles on defense, none bigger than a third-down sack late in the first half. That sack forced a punt. The Chargers offense took over, drove for a field goal and took a three-point lead. The Chargers led for the rest of the game.

On the sack, Henley burst through an open gap through the offensive line's right side. He dropped Titans quarterback Cam Ward for an 8-yard loss.

Henley took four steps before dropping to his knees, his hands facing the sky. He bowed his head. Teammates stood around Henley.

"I just wanted to talk to my brother one more time," Henley said. "I had to just send a prayer up, and hopefully he heard it."

Around the visiting locker room after the game, teammates voiced the support they had been giving to Henley for two days.

"This game was for him," safety Elijah Molden said. "He's got a lot of brothers in this locker room."

"He's an ultimate warrior, ultimate teammate, ultimate captain," linebacker Troy Dye said.

"He's here with family," Perryman said, "and we got his back."

"As emotional as I've been with this team," safety Derwin James Jr. said. "I've never seen a defense, a team rally behind one person like that."

"We all was grieving together," edge rusher Khalil Mack said.

"It says how much we mean to him," cornerback Donte Jackson said of Henley playing in the game. "So we have to show him how much he means to us."

"We dedicated this game to Daiyan," linebacker Del'Shawn Phillips said.

Henley said 2025 has "probably been the worst year of my life." In March, his father, Eugene "Big U" Henley, was served a 43-count indictment from a federal grand jury that included dozens of felonies, according to the U.S. Attorney's Office for the Central District of California. Eugene Henley is being held at the Metropolitan Detention Center in Los Angeles, according to Federal Bureau of Prisons records.

"I feel like I'm losing a lot of my family to different ways," Henley said.

Henley was poised for a breakout season heading into 2025. In the week leading up to the Chargers' Monday night game against the Las Vegas Raiders on Sept. 15, though, Henley came down with an illness. He played through the illness and had one of the best games of his career in a 20-9 win in Las Vegas. But the illness persisted. Henley ended up in the hospital the next week. He lost around 20

pounds. He had limited energy for recovery work and strength training in the weight room.

Henley has been fighting to regain his health and his weight ever since. He did not miss a game. He only got closer to his normal playing weight in the lead-up to the Chargers' Week 8 win over the Minnesota Vikings.

Then, just as his difference-making form was returning on the field, tragedy struck off the field.

"This season has its roller coasters," Henley said. "It's been a lot."

Henley said his focus now is to "get back home" to Los Angeles, where he was raised and now plays professional football.

The weight will undoubtedly get heavier before it gets lighter.

Sunday gave Henley the chance to handle this weight on his own terms.

"He knows what his brother would have wanted," Mack said, "and he came out there and gave it his all."

## Can Daiyan Henley be a key to Chargers' Super Bowl push?

By Kris Rhim  
ESPN  
April 15, 2025

LOS ANGELES -- When Chargers linebacker Daiyan Henley realized his NFL dream in 2023, it was almost akin to the script of a Hollywood movie.

Henley grew up in the shadows of SoFi Stadium in Los Angeles, playing high school football at Crenshaw High with dreams of playing in the pros. He changed positions twice -- from quarterback in high school to wide receiver at the University of Nevada and then moving to defense his junior year. After spending his senior year at Washington State, Henley was drafted in the third round (No. 85) of the 2023 NFL draft by his hometown team, the Chargers.

If this were a movie with a storybook ending, Henley would have gone on to dominate as a rookie. Instead, Henley's first season was a disappointment. He played 51 defensive snaps -- spending most of his time on special teams -- as a depth player behind linebackers Kenneth Murray Jr., Eric Kendricks and Nick Niemann, who all played at least 230 defensive snaps.

"I chased this dream for so long to be here, from outside looking in, that probably seemed like it was enough," Henley told ESPN.

"But that wasn't my end-all-be-all goal to be a special teamer. ... So that was where my embarrassment was, but it was also my interior motivation."

Henley found a new opportunity in 2024 when Murray and Kendricks didn't return and with the hiring of coach Jim Harbaugh, who brought in a new defensive staff.

Last offseason, the Chargers signed linebackers Denzel Perryman and Troy Dye and drafted

Junior Colson in the third round. Colson had played for Harbaugh and defensive coordinator Jesse Minter at Michigan -- his familiarity with the scheme, system and coaches made Colson a likely candidate to see a significant role in year one.

But appendicitis kept Colson out of most of training camp and Henley emerged as one of the Chargers' best linebackers during camp.

When the season began, Henley and Perryman started but would rotate with Colson and other linebackers on defense. Over time, that rotation decreased, with Henley staying on the field more often. From Weeks 8 to 16, he played at least 60 snaps in all but one game and became a vocal part of the Chargers defense.

"I think he's really just become a great calming force and leader in the middle of the defense," Minter said during the season.

The season didn't come without bumps, though. In Week 4 against the Kansas City Chiefs, Henley suffered a torn labrum in his left shoulder while making a tackle. His season would have been over if he had opted for surgery, but instead Henley played Week 5 against the Cardinals with a shoulder strap and another arm restraint to prevent further injury.

Henley had what he described as the worst game of his career that day. The Chargers defense missed 16 tackles, many of which Henley took the blame for. Cardinals running back James Conner rushed for 101 yards on 19 carries.

After that game, Henley worked with the Chargers staff to adjust his shoulder contraption.

"They said I am at a much higher chance of dislocating my shoulder with the adjustments that I made, but at that point, I was like, 'Bro, I'll take the risk,'" Henley said. "And if you look at my gameplay after Arizona, I went on a run."

He then had double-digit tackles in eight of his next nine games, including a career-high 15 tackles against the Tennessee Titans. His performance caught the attention of Harbaugh.

"The growth, the leadership, the tackling ability, that's been great," Harbaugh said. "... Elite pass defense, driving into the zone and just finding the receivers and plugging the holes and then reacting to the ball in the air that was elite."

Henley finished his sophomore season ranking eighth in the NFL in total tackles (147).

"I can truly say I don't feel embarrassed," Henley said while laughing. "I feel much better about my football life and my football journey. I feel like I did accomplish a lot, but I just know I haven't gotten to where I wanna be."

Shortly after the season ended, Henley had surgery for his labrum. As part of his recovery process, Henley said he is at the Chargers facility daily for rehab before strength training and began training his upper body again about a week ago.

After uncertainty following an uneventful rookie season, with a new coaching staff, Henley heads into his third season as the Chargers top linebacker. He expects to be 100% by training

camp for a season where he feels more motivated than ever.

"Looking around the league, I feel bits of just longing for more. I see guys, and I feel like I should have that opportunity, and why didn't I?" Henley said.

"Ultimately, I'm telling myself, 'You haven't done anything yet,' and that right there motivates me. So that's where I'm at mentally. I feel like I still haven't had my moment yet."

## Justin Herbert

### **‘You gotta move on’: Chargers’ Justin Herbert focusing on future, not playoff failure**

*By Thuc Nhi Nguyen  
Los Angeles Times  
June 11, 2025*

No one in the Chargers' locker room felt as bad as Justin Herbert. At least that's what the quarterback said after a career-high four interceptions in January cost the Chargers an opportunity for their first playoff win since 2018.

But the disappointment that rendered Herbert motionless on the sideline in Houston had faded in his memory, he said. Offseasons tend to have that rejuvenating effect.

"If I spend any more time worrying or focusing on a loss like that, I would be doing a disservice to my teammates," Herbert said Wednesday on the second day of Chargers minicamp. "Obviously it didn't go the way we wanted it to, like I said at the end of the year, but you gotta move on."

Despite the crushing wild-card loss that prolonged the Chargers' seven-year playoff win drought, Herbert maintained that his offseason has been business as usual.

Meeting with local reporters for the first time in five months, Herbert recited the typical offseason lines with a stone-faced expression. His new teammates are picking up the offense quickly. He wants to continue mastering the scheme in his second season under the coaching staff.

Herbert instead makes stronger statements on the practice field and in the weight room, where his determined nature has earned him a spot in coach Jim Harbaugh's "Elite Nine" club of the team's hardest workers.

"I know it motivates me every day to get up out of bed, like I gotta rise up to his level," Harbaugh said. "He's doing anything and everything he can possibly do. Now it's up to the rest of us."

During the offseason, the Chargers focused on adding weapons around Herbert to elevate a sputtering offense that ranked 20th in the NFL in yards per game.

Even without pads, the athleticism and instincts of running back Najee Harris and rookie Omarion Hampton have impressed Herbert. Rookie tight end Oronde Gadsden is showing his receiving capabilities as Syracuse's all-time leader for receptions and receiving yards by a tight end when he had the most catches of any player during team drills Wednesday. Gadsden, a converted wide receiver, will team with free-agent acquisition Tyler Conklin, who has had at least 50 catches in each of the last four seasons, to boost the tight end position.

The biggest offseason move was the addition of a familiar name. Mike Williams, after one year away from the franchise that drafted him in 2017, returned on a one-year contract to reunite with Herbert. The 6-foot-4 receiver, who has been working primarily with trainers during minicamp practices, "changes the way you play football when he's on your team," Herbert said.

"50-50 balls are not quite 50-50 as we've seen with Mike," the quarterback added.

The receivers could use the boost. Ladd McConkey was the group's only consistent force last year. The former second-round pick dominated against Houston with an NFL rookie playoff-record 197 yards receiving, nine catches and one touchdown. The rest of his teammates combined for five receptions and 45 yards. Still without a playoff win in two appearances entering his sixth NFL season, Herbert completed a career-low 43.7% of his passes and was sacked four times.

Getting Williams and rookie receivers Tre' Harris and KeAndre Lambert-Smith, who were selected in the second and fifth rounds, respectively, on the field could open up a more aggressive deep passing game, offensive coordinator Greg Roman said.

The stacked room also could put more pressure on Quentin Johnston to live up to the billing of a former first-round pick. The receiver entering his third year is "owning the system now," said Roman, who predicted another major step for Johnston this season.

The former Texas Christian star shook off a disappointing rookie season with 711 yards receiving and eight touchdowns on 55 catches last year. He torched the Las Vegas Raiders in a playoff seed-clinching Week 18 win for 13 receptions and 186 yards receiving. Even Johnston estimated that it was the best game he'd ever had at any level of football.

Yet he followed with a major disappointment in the biggest moment with no catches on five targets in the wild-card loss. Johnston went without a catch in two games last season, both coming in marquee matchups. He was also shut out against the Baltimore Ravens in a "Monday Night Football" showcase in which he also dropped a crucial third-down pass. To pile on, fellow receiver Zay Flowers, who the Ravens picked one spot behind Johnston in the 2022 draft, led Baltimore with 62 yards receiving on five catches.

Learning a second offense in as many years in the NFL, Johnston had to play "a game of catchup last season," Roman said. But with consistent practices in organized team activities and minicamp, the coach said Johnston is "starting to come out of the other end of the tunnel."

"Justin, he's throwing to him a lot," Roman said, "and Q's answering the call."



## Tony Jefferson

### Jim Harbaugh praises Tony Jefferson's leadership as Chargers bolster defense

*By Fredo Cervantes  
The Sporting Tribune  
September 19, 2025*

EL SEGUNDO — As the Los Angeles Chargers prepare for their crucial Week 3 matchup against the Denver Broncos, the team has made key roster moves to reinforce its defense. The Chargers signed safety Tony Jefferson to the active roster on Thursday, filling the spot left by outside linebacker Khalil Mack, who was placed on the IR list. Additionally, the Bolts have added outside linebackers Clelin Ferrell and Rashad Weaver to the practice squad, further strengthening their defensive depth.

#### Tony Jefferson's Impactful Return

Jefferson, who came out of retirement to rejoin the Chargers in 2024, has quickly become a critical piece of the team's defensive and special teams units. Over the last two seasons, Jefferson has been a steady presence on the field, playing in nine games and starting six, including a pivotal role in the team's victory over the Las Vegas Raiders last Monday.

After initially being released during final roster cuts, Jefferson re-signed with the team on a one-year contract in March 2025 and was promoted to the active roster on Thursday. His timely return has already paid dividends, as Jefferson was elevated to the active roster for the Chargers' Week 2 game against the Raiders. In that game, he posted an impressive stat line: five tackles, two pass deflections, and an interception.

Jefferson, now 33, has had a storied 11-year career across five NFL teams—Arizona, Baltimore, San Francisco, the New York Giants, and the Chargers. Over the course of his career, he has started 72 of 122 regular-season games, compiling 500 tackles (370 solo), 9.5 sacks, 35 tackles for loss, five interceptions, 26 passes defended, eight forced fumbles, and four fumble recoveries.

#### A Leader and Versatile Contributor

What stands out most about Jefferson, however, is not just his statistics but his leadership and versatility. Chargers head coach Jim Harbaugh spoke highly of the veteran safety's all-around contributions to the team.

"What do I like about Tony? There's a long list," Harbaugh said. "I think it starts with he's always in the right place. And I also love that we're doing special teams, we're doing punt, return, and he's the scout team personal protector. He just does whatever is needed."

Harbaugh praised Jefferson for his ability to make an impact in all facets of the game, especially on special teams. The Chargers have utilized Jefferson's skills in multiple roles, knowing that his experience and knowledge are invaluable both on defense and in helping other areas of the team.

"He's a great leader," Harbaugh said. "Long list of things I like about Tony Jefferson, real football player."

#### Veteran Presence in the Locker Room

One of Jefferson's greatest strengths is his ability to guide younger players and lead by example. Having returned to the NFL after stepping away, he understands the significance of competing for playing time with a younger, hungry group. Despite his extensive experience, Jefferson relishes the competition for snaps and cherishes the opportunity to battle alongside the younger players. His leadership both on and off the field provides the Chargers with a solid foundation as they navigate their way through the season.

At 33, Jefferson has shown that he is not just a player who fills a roster spot but a true football player with a mentality and commitment that any team would value. His experience, leadership, and willingness to contribute wherever needed make him a valuable and irreplaceable asset for the Chargers.

As the Chargers head into their Week 3 contest against the Broncos, the bolstered defensive lineup will look to build on Jefferson's strong performance and leadership. With the loss of Khalil Mack to injury, the team will rely on both the veteran presence of players like Jefferson and the depth added through signings like Ferrell and Weaver. Together, these additions give the Chargers a well-rounded defensive unit that is ready to step up and face the challenges ahead.

Jefferson's continued presence will be crucial in the coming weeks as the Chargers aim to remain competitive in a tough AFC West division. With his blend of leadership, versatility, and experience, the 33-year-old safety is proving that he still has a lot to offer, and his impact on the team will only continue to grow.

## Quentin Johnston

### He Was the NFL's Laughingstock. Now He's Its Breakout Star.

By Andrew Beaton  
The Wall Street Journal  
October 2, 2025

Over his first two years in the NFL, Los Angeles Chargers wide receiver Quentin Johnston had developed a reputation—and it wasn't a good one.

He was known for all the big plays he somehow failed to make.

In key moments, Johnston's hands seemed like they transformed into cinder blocks. There were instances when he was wide open, with the game on the line, and perfect throws from quarterback Justin Herbert would slip through his fingers.

For someone who entered the league with lofty expectations as a first-round pick, Johnston had instead become a player who was widely mocked.

But nobody is laughing at him now. Four weeks into the new NFL season, he's the breakout sensation that the rest of the league is trying to figure out how to stop.

After an offseason focused on ironing out the kinks in his game, Johnston is finally showing why he was such a highly regarded prospect coming out of college. Week after week, Johnston has been making highlight-reel plays that few of his peers can match. The 24-year-old ranks third in the NFL in both receiving yards and touchdowns for a Chargers team that's 3-1 and sitting in first place in the AFC West.

Altogether, he's shedding his reputation as a bust and putting his preternatural talent on full display. At 6-foot-2, Johnston towers over most defensive backs. Yet he also cuts with the quick twitch movement of a small speedster—an uncommon combination that is now turning him into a nightmare to defend.

"That's not normal," says David Robinson, a private wide receivers coach who has worked with Johnston since his college days. "It's very rare to see a big receiver like that move at his size."

After initially committing to Texas, Johnston ultimately decided to go to TCU, where he was one of the highest-rated recruits in the program's history. Even as a true freshman, he led the Horned Frogs in receiving yards, but it wasn't until his junior year that he attracted national praise.

During that 2022 season, a resurgent TCU reached the national championship game while Johnston tallied 1,069 yards. Tens of millions saw his talent in full force when he posted 163 yards and a score in a semifinal upset over Michigan.

To be sure, Johnston was still considered somewhat raw as an NFL prospect. His production could be inconsistent, with dominant displays one week and quiet showings the next.

His hand placement could also be awkward, which gave him trouble hauling in some throws.

The Chargers ultimately selected him with the 21st pick in the draft, hoping he'd turn into the top weapon in Herbert's arsenal. But even as a rookie, Johnston became a target of derision for their fans. He struggled to produce early, and when he did garner attention it was usually for the wrong reasons.

In one instance, in the final minute of a game trailing down by three to the Green Bay Packers, Johnston broke free down the field and Herbert delivered a ball that looked like it would go for a 70-yard score. Instead, the Chargers lost after the ball bounced off Johnston's hands in what he chalked up to a "lack of concentration."

Another high-profile debacle followed the next season. This time, in a nationally televised matchup with the Baltimore Ravens, Johnston dropped a fourth-quarter pass that would've converted a critical third down. It proved to be the pivotal play in another Chargers defeat as Johnston finished the game without a single catch.

At the same time, his natural talent hadn't completely vanished. Every now and then, there were flashes of his tantalizing potential. Later that same season, Johnston reeled in a high-difficulty laser from Herbert to convert a 3rd-and-16 against the Kansas City Chiefs, hanging onto the ball despite absorbing a hit that was flagged for unnecessary roughness.

"It was mainly just focus," Robinson says. "He would make spectacular, hard, difficult catches, and then the regular routine catches that you expect him to make, he was letting them get away from him."

This offseason, Robinson and Johnston zeroed in on fixing that. During their training sessions, before doing any route running or footwork, they'd spend 30 minutes together catching the ball from every possible angle. The idea is that once it comes to gametime, passes can come from any direction and hauling them in becomes second nature because it's such a familiar process.

In other drills, Robinson would have people tugging on Johnston's jersey or hitting him with a bag while he was running and preparing to make the catch, hoping it would distract him less when similar things happen during a game.

That work came before a season when the expectations surrounding Johnston were lower than ever. Ladd McConkey, a second-round pick in 2024, had emerged as the team's leading receiver. The Chargers also brought back veteran Keenan Allen, who had six 1,000-yard seasons with the franchise.

Yet Robinson had a hunch that his protégé was about to prove the doubters wrong. Other receivers he trains, such as the Chiefs' Rashee Rice, came up to say that Johnston looked like an entirely different player.

The Chargers' opponents were about to learn that the hard way.

In Los Angeles's season-opening win over the Chiefs, Johnston was on the receiving end of two touchdown passes. He now has four on the season, while his 84.3 yards per game are more than double his average from his first two years.

Even more critically, Johnston hasn't been charged with a single drop.

The performance has been a delicious reward for a Chargers team that stuck with Johnston and even heaped praise on him, even when he underwhelmed.

After that superb opening game, coach Jim Harbaugh had a message for everyone who had ridiculed his young receiver over the years: "In your face," he said.

### Chargers' Quentin Johnston looks to use past struggles as fuel in 2025

By Kris Rhim  
ESPN  
September 8, 2025

Since Quentin Johnston entered the NFL in 2023 as the Los Angeles Chargers' first-round pick, he has struggled to meet the expectations of being a top pick.

Johnston's play has fluctuated between good and abysmal. His biggest flaw comes in drops, particularly in big moments. That first showed in his rookie season during the Week 11 matchup against the Green Bay Packers when he dropped a wide-open pass that would have put the Chargers in field goal range with 23 seconds left in the game. The Packers won, 23-20, and Los Angeles fell to 4-6.

It continued in his second season. In perhaps the Chargers' biggest game of the 2024 season, a Week 12 "Monday Night Football" matchup against the Baltimore Ravens, Johnston had one of the worst games of his career. He had five targets with no catches, but his most significant error came in the fourth quarter.

On third-and-6 with 10:56 minutes remaining and the Chargers down 23-16, Johnston ran wide open on a crossing route but dropped the ball. Los Angeles punted on fourth down and the Ravens scored on the next drive, effectively putting the game away.

Johnston's drops in big moments have led him to be one of the Chargers' most maligned players, whether from media pundits or fans on social media. It's all criticisms that Johnston sees, and he had struggled to deal with earlier in his career.

"I don't really talk about it to nobody. I feel like I just have to step up, deal with it on my own, get better each year," Johnston told ESPN. "So that's what I'm doing, that's what I'm continuing to do. I feel like my therapist is the field, so that's where I take everything."

The Chargers have continued to give Johnston opportunities. Coach Jim Harbaugh and general manager Joe Hortiz -- who didn't draft Johnston -- have praised his potential, and he entered this season as a starter. "Quentin, just every part of his game is elite," Harbaugh said this offseason.

In the 27-21 win over the Kansas City Chiefs on Friday night, Johnston proved Hortiz and Harbaugh right. He led the Chargers in yards (79) and touchdowns (2), showing the potential that made him the No. 21 pick two years ago. There's a long way to go for Johnston and the Chargers, but Friday's game was the kind of performance he needed.

"I'm just honestly at this point trying to prove myself right. I know a lot of people don't really look at me as ... " Johnston said, before pausing to collect his thoughts. He continued: "I still see myself as a good football player. Everybody's not going to hit their peak at the same time. ... I'm just staying down and working until my time comes."

The Chargers will travel to face the Las Vegas Raiders for Week 2 on Monday, a team Johnston has had success against. The last time the Chargers played the Raiders, Week 18 of this past season, Johnston had the best game of his career, catching 13 passes for 186 yards.

"I want to have many more of these," Johnston said then.

Johnston almost didn't make it to Week 1 against the Chiefs. In the Chargers' third preseason game against the Rams, he was concussed after a hit that left him unconscious for nearly a minute. But Johnston quickly returned to practice and was back on the field after clearing protocol in a matter of days.

Many players push through injuries at any given point in a season, but that's been a theme of Johnston's career so far. Last year in the Chargers' Week 14 game against the Chiefs, for instance, Kansas City's linebacker Nick Bolton leveled Johnston while he caught a 20-yard pass.

"Quentin Johnston, who has had drop problems, catches one of the toughest ones he's seen all year," broadcaster Mike Tirico said.

Johnston quickly bounced up and signaled a first down celebration but was in significant pain. He had sustained a left AC joint sprain on the play, which impacted how he slept and put him in a shoulder brace for the remainder of the season.

"My main thing is just to pop up and at least fake it and make it seem like I'm cool, and I deal with everything else after that," he said.

While the Chargers have preached faith in Johnston publicly, their offseason moves -- drafting wide receiver Tre' Harris in the second round and KeAndre Lambert-Smith in the fifth -- signal an organization hedging its bet if Johnston doesn't develop.

Johnston appeared on track in Week 1, and he hopes to stay that way.

"The past few years I have been having a lot of ups and downs, but I used that to kind of fuel me," Johnston said postgame. "I had a pretty good game today, so hopefully I can keep that going for the rest of the season."

## Khalil Mack

### Khalil Mack ‘couldn’t give up on that dream’ of winning with the Chargers

*By Beth Harris  
Associated Press  
June 11, 2025*

EL SEGUNDO, Calif. (AP) — Khalil Mack mulled retirement early in the offseason. It didn’t take long for him to decide to return to the Los Angeles Chargers.

He agreed on a contract extension in March, never becoming an unrestricted free agent.

“Got tremendous leadership here, very familiar with guys already here,” he said Wednesday at minicamp. “It was a no-brainer.”

Mack, who turned 34 in February, is in his 12th season in the league and fourth with the Chargers. Despite nine Pro Bowl selections and a Defensive Player of the Year honor, he has never won a playoff game in five appearances.

“You’re chasing that feeling of wanting to win,” Mack said. “I couldn’t give up on that dream and that goal for myself and the franchise.”

Defensive coordinator Jesse Minter said having Mack return “means everything.”

“Khalil is one of the best ever to do it,” he said.

Mack was at the Chargers facility to train in February and March, setting a tone for his teammates.

“The impact that he had on other people to train at his level is pretty incredible,” Minter said. “For young guys to have him around, it just makes everybody better.”

Around the same time Mack re-signed, the Chargers released defensive end Joey Bosa. He later signed with the Buffalo Bills.

“I texted him the other day saying it was weird not having him in the room breaking the silence with his little awkward jokes,” Mack said.

Second-year cornerback Tarheeb Still influenced Mack’s decision to stay.

## Ladd McConkey

### How the Chargers' 'uncoverable' Ladd McConkey is poised to reach greater heights in Year 2

By Daniel Popper  
The Athletic  
August 18, 2025

EL SEGUNDO, Calif. — The Los Angeles Chargers passing offense is going to flow through Ladd McConkey in 2025.

That is not any sort of groundbreaking statement, but it is worth repeating now that the Chargers are less than three weeks away from their season opener in Brazil.

The receivers around McConkey have garnered quite a bit of attention through training camp and the preseason — from Tre' Harris to KeAndre Lambert-Smith to Keenan Allen. Monday's practice, the Chargers' 21st of camp, was a very loud reminder: This is McConkey's room. And after breaking franchise records as a rookie, the 2024 second-round pick is poised to reach even greater heights in his second season.

McConkey carved up the Chargers' reserve defense Monday for six catches, all of them from quarterback Justin Herbert. The Chargers are holding another mock game week this week in practice, as they did last week. So starters on both sides of the ball are facing scout teams composed of backups.

Coach Jim Harbaugh said earlier this camp that McConkey has become "uncoverable" in one-on-one situations. Monday featured example after example of that.

McConkey created separation at all three levels of the field in team drills. His first catch from Herbert went for an explosive gain on an over route in seven-on-seven. Two plays later, he beat defensive back Myles Purchase off the line of scrimmage on a slant route.

Tre' Harris had six catches for 85 yards, KeAndre Lambert-Smith had two explosive receptions and Luke Grimm had a punt return for a TD. In 11-on-11, McConkey ran a go route down the left sideline. Herbert identified the coverage and fit a throw in between an underneath cornerback and an over-the-top safety for another explosive gain. Later in that period, McConkey sprinted horizontally on a crossing route. Herbert threw his way again. McConkey waited until he was past a zone defender to flash his hands late and haul in the reception.

McConkey beat safety Jaylen Jones on an out route for his fifth catch of the practice, showing off his sharp and deceptive route running. On his sixth catch, McConkey displayed his down-the-field speed, separating from Purchase on a go route down the left sideline for a deep-ball reception.

The only down moment in an otherwise dominant day from McConkey was a drop in the end zone during red zone 11-on-11. He was wide open again on the play.

Last week, McConkey admitted that his "head's not spinning as much" compared to his rookie training camp.

"Last year, (I was) trying to figure it out, whether it's the plays, decisions on your routes, whatever it is," McConkey said. "Now I have a year under my belt. I know what they're expecting for me, a little bit more of what Justin expects. So I feel like just being on the same page and just being able to play fast and more free, I think that's probably the biggest change in my game."

McConkey missed two weeks of practice earlier in camp with an undisclosed injury. He returned to 11-on-11 drills on Aug. 12. McConkey said after that practice that his focus was on "building everything back up, getting in the swing of things, getting my conditioning back where it needs to be."

He had some flashes last week, including four catches from Herbert on Aug. 12 and a red zone touchdown catch on Aug. 13. McConkey then started Saturday's preseason loss to the Los Angeles Rams and had one catch from Herbert for 17 yards.

With Monday's electric practice, the injury feels firmly behind McConkey.

"Excited to keep building," he said.

# Jamaree Salyer

## Chargers training camp, Day 10: Jamaree Salyer working with first team after weight-loss 'journey'

By Daniel Popper  
The Athletic  
July 28, 2025

EL SEGUNDO, Calif. — On Jan. 11, the Los Angeles Chargers lost to the Houston Texans in the first round of the playoffs. The next morning, players returned to the facility to clean out their lockers, attend exit meetings, pack their bags and say their goodbyes before leaving for the offseason.

Offensive lineman Jamaree Salyer was heading east to spend time at home with his family in Atlanta. Before departing, though, Salyer had a conversation that might change the trajectory of his football life.

Chargers executive director of player performance Ben Herbert challenged Salyer to lose weight.

"It's for your career. It's for you," Herbert said, as Salyer recalled. "This is what I would like for you, but it's up to you. It's your career. You control it. It's your destiny."

Those words rang in Salyer's head as he made sweeping changes to his offseason routine, most notably with his diet. He cut out sweets, sugary drinks, late-night eating — "all the stuff that everybody loves," as Salyer described it after a training camp practice last week at The Bolt.

From January to July, Salyer lost 35 pounds. He called it a "journey." According to offensive coordinator Greg Roman, Salyer "made a commitment to being in the best shape he can possibly be." The transformation is leading to improvement, and Salyer is now making a case to start in 2025.

Monday, Salyer was at left guard in team drills with the starting offensive line. Zion Johnson, who had played exclusively with the first team through the first nine practices of camp, played center with the second team. Bradley Bozeman was the first-team center.

"He's a different guy when you subtract 35 pounds of bad weight," Roman said of Salyer. "His ability to move laterally (and) change direction quickly is so much better. ... He's got some really good playing experience. He's got good instincts. He's a big, physical guy that last year, quite frankly, was held back by just the shape he was in."

Salyer started at right guard in the Chargers' playoff loss. It was his fifth start of the season. He had been primarily a depth piece in 2024 while rotating in periodically in short-yardage situations. Starting right guard Trey Pipkins III was unable to play in Houston because of an injury. Salyer was the next man up.

What started as an immense opportunity turned into a tough, grueling learning experience for the 2022 sixth-round pick.

The Chargers offensive line played its worst game of the season. All five starters allowed at least three pressures. Salyer allowed three, including a sack. At times, he looked overmatched by the Houston front, particularly by veteran defensive lineman Denico Autry. As Roman said, "There were a couple plays he'd like to have back."

Salyer, who is entering the final year of his rookie deal, used that film as motivation.

"Everybody plays bad games," said Salyer, who has started 37 games for the Chargers at guard and tackle. "I looked at it, I learned from it, and I just grew. Obviously, I would love for my best games to be in the biggest moments like that, but sometimes that's life. So, taking a situation like that and not letting the Houston game turn into Year 4, and then 'what the hell happened?' and then the end of your career. That's really my biggest thing."

After a couple of weeks of family time, Salyer got to work. Coming from one of the best college programs in football at Georgia, Salyer has never shied away from training. The key was changing his diet.

Salyer would train in the mornings in the Atlanta heat. "You go outside, you start sweating — for big guys," he quipped. He would eat his first meal at noon after his training session. All meals would come between noon and 6 p.m. After that, he would not eat another meal until the following day at noon. At night, Salyer limited his intake to hydration and some occasional fruit.

From Jan. 12 to April 22, when the Chargers reported for Phase 1 of the offseason program, Salyer lost 25 pounds. He lost an additional 10 pounds after returning to the facility and resuming training with Herbert. Salyer is now playing at 332 pounds.

"A new Jamaree," left tackle Rashawn Slater said.

At the facility, the Chargers use an InBody scanner to measure body fat percentage. Salyer bought one to use in Atlanta and track his progress during the offseason.

Salyer has added lean muscle mass and lost body fat. His conditioning has improved dramatically. Salyer believes it will help him "play better later in games."

"I know I can play, obviously. I can play football," Salyer said. "I never worried about that. It's just a matter of being able to play at a high level for four quarters."

Salyer said he is already seeing results in practice. Instead of focusing simply on making it through the exhausting days of training camp, Salyer can home in on the finer details of offensive line play. His conditioning was a hindrance. Now it is an enhancement.

"I got this play, this rep. I know I can give it my best," Salyer said. "What is my assignment? What do I need to be? Where do my hands need to be, my feet? It allows me to break the game down instead of being like, 'Oh, f—, I'm tired. How do I keep pushing?'"

Salyer is just one example of what can be characterized as the Herb Effect. Herbert has now been with the Chargers for a full offseason, and they are starting to see an impact. Salyer

said he has learned the most from Herbert's approach "mentally and psychologically."

"Some things just are, and some things just aren't," Salyer explained. "Life is that simple sometimes. ... You're good or you're not. It was good or it was bad. That's kind of how coach Herb is."

The Chargers have a lot of depth on the interior of their offensive line. Three spots on the line are set. Slater will be at left tackle. Joe Alt will be at right tackle. Mekhi Becton will be at right guard. The other two spots are open. Salyer has planted himself in the mix for the starting left guard job.

"The credit all goes to him," Roman said.

Salyer was challenged, and he accepted.

"I'm proud of where I'm at," he said. "Now it's just maintaining it."

## Tuli Tuipulotu

### Tuli Tuipulotu has arrived for the Chargers, right when they needed him most

*By Daniel Popper  
The Athletic  
October 3, 2025*

EL SEGUNDO, Calif. — The Tuli Tuipulotu breakout is happening.

Through four games this season, the Los Angeles Chargers edge rusher is performing like one of the best players in the league at his position. Tuipulotu had a career-high four sacks in Sunday's loss at the New York Giants, but the jump he is making in his third NFL season stretches beyond the simple box-score stats.

His flashes of dominance have turned into sustained dominance, particularly as a pass rusher.

After releasing Joey Bosa this past offseason, the Chargers hoped Tuipulotu would move into a more prominent role and emerge as a true star. Tuipulotu is delivering on that hope — and doing so while top Chargers edge rusher Khalil Mack has been sidelined for the last two games with an elbow injury.

"He's a complete player," Mack said this week of Tuipulotu. "He does everything at a high level."

Tuipulotu enters Sunday's game against the Washington Commanders tied for third among edge rushers with 23 pressures this season, according to Pro Football Focus. Only the Green Bay Packers' Micah Parsons and the Houston Texans' Will Anderson have more.

Tuipulotu's pass-rushing efficiency has also skyrocketed. As a rookie in 2023, Tuipulotu produced pressure on 11.9 percent of his pass-rushing snaps, according to TruMedia. That efficiency dropped slightly in 2024 to 10.8 percent. Through four games this season, Tuipulotu is producing pressure on 19.3 percent of his pass-rushing snaps. That ranks eighth among 105 players with at least 75 pass-rush snaps this season, according to TruMedia.

"My mindset, to be honest, is just to play hard," Tuipulotu said this week.

That shows up in how relentless Tuipulotu is in all phases of the game. His best traits are his power and his motor, and he uses them to his advantage. On his first sack Sunday, Tuipulotu drove Giants right tackle Jermaine Eluemunor five yards into the backfield with a ferocious bull rush. Quarterback Jaxson Dart felt the pressure, stepped up and escaped left. Tuipulotu shed Eluemunor and tracked Dart from behind before smothering him with a leaping tackle.

"Sprinting to the ball," Tuipulotu said.

Tuipulotu has been seeing more attention with Mack sidelined. Mack injured his elbow in the first quarter of the Chargers' Week 2 win over the Las Vegas Raiders.

The bona fide elite edge rushers can still perform in these situations — when teams are building their protection plans around neutralizing a

single opposing pass rusher. On Tuipulotu's fourth sack Sunday, the Giants slid their protection to his side. Two players, right guard Greg Van Roten and Eluemunor, were blocking Tuipulotu. He powered through both offensive linemen and sacked quarterback Russell Wilson, who had briefly replaced Dart. Tuipulotu also jarred the ball loose for a fumble.

"Power sets the tone," Tuipulotu said.

It looked like a play Mack would make. And in so many ways, Mack has been the perfect mentor for Tuipulotu. They are both immensely powerful players. Mack shapes his pass rush toolbox around his bull rush, his sharpest tool. Tuipulotu has followed the same blueprint.

Tuipulotu is now seeing how impactful his power can be — how it can turn him into a dominant force down to down.

Mack said seeing that vision materialize on the field is the "special sauce" in becoming an elite edge rusher.

"It's a pocket, it's a groove," Mack said. "He found it, and he's going to stay in it now."

Tuipulotu has always been a physical and disruptive run defender. That has continued this season. On Sunday, he stuffed a rush attempt from Dart on a third-and-goal from the 1-yard line, a key play in the Chargers' fourth-quarter goal-line stand.

Now he is that same consistently disruptive player as a pass rusher. The Chargers are moving him all over the defensive front, and Tuipulotu has been creating pressure as an interior rusher, as well.

"He can do kind of whatever he wants to do out there," Mack said. "Taking whatever they're giving you at the moment, he's great at that, whether it's the power, whether it's the speed rushes, whether it's the counters inside."

Bosa was another mentor for Tuipulotu over his first two seasons. Bosa is one of the best hand-usage technicians in the game. Tuipulotu would ask Bosa for tips to refine his technique.

"I just did it so much that it kind of just happens now," Bosa would reply.

The message: Repetitions cultivate the necessary muscle memory.

With enough banked experience now, Tuipulotu is starting to feel that muscle memory within his own game. He is not thinking about when to swipe to dislodge the hand placement of his opponent. He is just doing it.

"The more I do it," Tuipulotu said, "the more it will work."

Tuipulotu has also refined his preparation. When he first got into the league as a second-round pick in 2023, Tuipulotu heard veterans tell him to "practice like a pro." Initially, Tuipulotu said, he took that "the wrong way."

"That means don't go too hard," Tuipulotu said. "But then now I'm like, I can go hard, I just got to be smart about it."

"You practice how you play," he added. "I'm a true believer in that."

Tuipulotu's practice habits have made an impression on his coaches.

"Guys that do that stuff on a consistent basis — the way they prepare, the way they practice, the way they play — that's the focal point for us," defensive coordinator Jesse Minter said. "So just really trying to get everybody on the page of Tuli, who does this all the time."

Mack has seen Tuipulotu evolve his eating habits, his recovery routine and how he takes care of his body.

"I just believe now that he prepares how he sees himself as a player, which is at an elite level," Minter said. "Tuli is one of our top guys running to the ball every day, one of our top guys in preparation and communication. When you become like that, when you prepare like that, oftentimes it leads to performance like that."

Mack has now been on injured reserve for two games. He must miss two more before he is eligible to return.

When that happens, the Chargers will have a frightening edge-rushing duo.

"It's no secret," Mack said. "It's just hard work, and then when the opportunity comes, going out and displaying what you've been working so hard to do. ... He puts it on film. That's what you want to see."

Tuipulotu has arrived. Just as the Chargers envisioned this offseason.