ANTONIO GATES
PRO FOOTBALL HALL OF FAME
CLASS OF 2025
PRO FOOTBALL HALL OF FAME
CHARGERS
LA
CHARGERS
2025 MEDIA GUIDE

SÃO PAULO

NFL 2025 SÃO PAULO GAME

WEEK 1 | FRIDAY, SEPT. 5

neo química arena

VS.

PRESEASON

WEEK	DATE	OPPONENT	TIME	NETWORK
HOF	Thu. Jul. 31	@Lions	5:00 pm	NBC
1	**SUN. AUG. 10**	**SAINTS**	**1:05 pm**	**CBS2 LA / Estrella**
2	Sat. Aug. 16	@Rams	4:00 pm	CBS2 LA / Estrella
3	Sat. Aug. 23	@49ers	5:30 pm	CBS2 LA / Estrella

REGULAR SEASON

WEEK	DATE	OPPONENT	TIME	NETWORK
1	**FRI. SEP. 5**	**CHIEFS***	**5:00 pm**	**YOUTUBE**
2	Mon. Sep. 15	@Raiders	7:00 pm	ESPN
3	**SUN. SEP. 21**	**BRONCOS**	**1:05 pm**	**CBS**
4	Sun. Sep. 28	@Giants	10:00 am	CBS
5	**SUN. OCT. 5**	**COMMANDERS**	**1:25 pm**	**FOX**
6	Sun. Oct. 12	@Dolphins	10:00 am	CBS
7	**SUN. OCT. 19**	**COLTS**	**1:05 pm**	**CBS**
8	**THU. OCT. 23**	**VIKINGS**	**5:15 pm**	**PRIME VIDEO**
9	Sun. Nov. 2	@Titans	10:00 am	CBS
10	**SUN. NOV. 9**	**STEELERS**	**5:20 pm**	**NBC**
11	Sun. Nov. 16	@Jaguars	10:00 am	CBS
12		**BYE**		
13	**SUN. NOV. 30**	**RAIDERS**	**1:25 pm**	**CBS**
14	**MON. DEC. 8**	**EAGLES**	**5:15 pm**	**ESPN / ABC**
15	Sun. Dec. 14	@Chiefs	10:00 am	CBS
16	Sun. Dec. 21	@Cowboys	10:00 am	FOX
17	**TBD**	**TEXANS**	**TBD**	**TBD**
18	TBD	@Broncos	TBD	TBD

All times Pacific

**The Chargers will host the Kansas City Chiefs in São Paulo at Corinthians Arena*

TABLE OF CONTENTS

2025 Schedule 1
Staff Directory 3
Chargers in the Community 8

OWNERSHIP & FRONT OFFICE

Alex G. & Faye Spanos 28
Dean A. Spanos 30
Michael A. Spanos 33
Alexis Spanos Ruhl 34
A.G. Spanos 35
John Spanos 36
Jeanne M. Bonk 37
Ed McGuire 38
Fred Maas 39
Joe Hortiz 40
Jim Harbaugh 42
Assistant Coaches 45
Player Personnel 90
Football Staff 97
2025 Rosters 103

PLAYERS

Veterans & Returning Players 105
Draft Choices 263
Rookie Free Agents & First-Year Players 273

2025 IN REVIEW

Regular-Season Stats 284
Regular-Season Defensive Stats 285
Regular-Season Participation Chart 286
Regular-Season Weekly Leaders 287
Single-Game Highs 288
Postseason Stats 289
Postseason Defensive Stats 290
Postseason Weekly Leaders 290
Postseason Participation Chart 291
Game Summaries 292

RECORDS

Individual Records 302
Team Records 306
Career Top 10 311
Single-Season Top 10 313
All-Time 300-Yard Passing Games 315
All-Time 100-Yard Rushing Games 316
All-Time 100-Yard Receiving Games 317
All-Time 200-Yard All-Purpose Games 322
Longest Regular-Season Plays 323
Longest Postseason Plays 324
Individual Postseason Records 325
Team Postseason Records 327
The Last Time 328

YEAR-BY-YEAR STATISTICS

1960–2024 331

HISTORY

All-Time Series History 398
Series Results 399
Prime-Time Results 405
Postseason Results 406
Preseason Results 407
Postseason History 409
Honored Numbers 425
Chargers in the Hall of Fame 426
NFL Honors 429
Chargers Honors 435
Chronology 438
Draft History 452
Draft Picks by School 460
Trade History 461
Head Coaches 465
Chargers Uniform History 466
Assistant Coaches 468
All-Time Alphabetical Roster 469
All-Time Colleges 478
All-Time Numerical Roster 479

GENERAL INFORMATION

2025 NFL Regular-Season Schedule 492
2024 NFL Postseason Schedule 494
Chargers Radio Network 495
Chargers Preseason Telecast 496
Chargers en Español 497
SoFi Stadium 498
The Bolt 499
Media Information 500
Index 501

STAFF DIRECTORY

OWNERSHIP & EXECUTIVE MANAGEMENT

Owner (1984-2018) . . . Alex G. Spanos
Owner and Chairman of the Board . . . Dean A. Spanos
Owner & Vice Chairman . . . Michael A. Spanos
President of Business Operations . . . A.G. Spanos
President of Football Operations . . . John Spanos
Executive Vice President — Chief Operating Officer . . . Jeanne M. Bonk
Executive Vice President of Football Administration/Player Finance . . . Ed McGuire
Chief of Staff and Counselor . . . Fred Maas
General Counsel . . . Robert Conca
Of Counsel . . . Deborah Dixon
Vice President, Commercial Affairs . . . Kacey Florence
Senior Assistant to the Executive Suite . . . Joda Parent
Junior Executive Assistant . . . Aaron Garcia
Purchasing Manager . . . Nha Tran

LOS ANGELES CHARGERS IMPACT FUND

Owner & Special Advisor to the Impact Fund . . . Alexis Spanos Ruhl
Special Advisor, Impact Fund . . . Adriana Cox
Senior Manager, Impact Fund . . . Taylor Chavez
Coordinator, Events & Fundraising Chargers Impact Fund . . . Eliza Callis

PLAYER PERSONNEL

General Manager . . . Joe Hortiz
Assistant General Manager . . . Chad Alexander
Senior Director of Pro Personnel . . . Louis Clark
Director of Pro Scouting . . . Dennis Abraham
Director of Player Personnel Strategy . . . Corey Krawiec
Assistant Director of Pro Scouting . . . Tyler Lyon
Director of Football Administration . . . Katie Sylvan
National Scout . . . Mike Jasinski
National Scout . . . Kevin Weidl
Area Scout . . . Jaylen Bannerman-Oden
Area Scout . . . Donovan Beidelschies
Area Scout . . . Ethan Brodsky
Area Scout . . . Chris Hobbs
Area Scout . . . James MacPherson
Area Scout . . . Patrick Ryan
Area Scout . . . Justin Sheridan
Pro & College Scout . . . Kevin McGuire
Combine Area Scout . . . Matt Andrews
Research Analyst . . . Noah Evangelides
Football Systems Developer . . . Maya Harvey
Player Personnel Coordinator . . . Giuseppe Orsini
Assistant to the General Manager . . . Mia Jones

COACHING

Head Coach . . . Jim Harbaugh
Special Teams Coordinator . . . Ryan Ficken
Defensive Coordinator . . . Jesse Minter
Offensive Coordinator . . . Greg Roman
Run Game Coordinator/Tight Ends . . . Andy Bischoff
Linebackers . . . NaVorro Bowman
Passing Game Coordinator . . . Marcus Brady
Offensive Assistant . . . Kirk Campbell
Offensive Quality Control/Tight Ends . . . Jeff Carpenter
Defensive Backs . . . Steve Clinkscale
Quarterbacks . . . Shane Day
Offensive Line . . . Mike Devlin
Defensive Line . . . Mike Elston
Safeties . . . Adam Fuller
Assistant Special Teams . . . Chris Gould
Offensive Assistant . . . Josh Hammond
Assistant Offensive Line . . . Nick Hardwick
Defensive Assistant . . . Mike Hiestand
Wide Receivers . . . Sanjay Lal
Running Backs . . . Kiel McDonald
Senior Analyst . . . Rick Minter
Defensive Quality Control . . . Robert Muschamp
Alex G. Spanos Coaching Fellow . . . Chuka Ndulue
Alex G. Spanos Coaching Fellow . . . Justin Poindexter
Outside Linebackers . . . Dylan Roney
Alex G. Spanos Coaching Fellow . . . Maurquice Shakir
Alex G. Spanos Coaching Fellow . . . Miles Taylor
Executive Director of Player Performance . . . Ben Herbert
Head Strength and Conditioning . . . Jonathan Brooks
Head Strength and Conditioning . . . Devin Woodhouse
Director of Performance Analytics . . . Ben Rabe
Performance Analyst . . . Lincoln DeWolf

FOOTBALL STAFF

Director of Player Health, Wellness & Performance ..... Marco Zucconi
Head Athletic Trainer ..... Salvador Lopez
Assistant Head Athletic Trainer ..... Alvin Cabrera
Director of Rehabilitation and Recovery/Associate Athletic Trainer/Physical Therapist ..... Allison Miner
Senior Associate Athletic Trainer/Rehab Technology Coordinator ..... Samuel O'Leary
Physical Therapist/Assistant Athletic Trainer ..... Bobby Gragston
Physical Therapist ..... Marcus Owens

Head Orthopedic Team Physician ..... Dr. Frank Petrigliano
Team Doctor ..... Dr. Edward Cheung
Team Doctor ..... Dr. Thomas Kremen
Orthopedic Consultant ..... Dr. David Gazzaniga
Head Primary Care Team Physician ..... Dr. Daniel Vigil
Team Doctor ..... Dr. Amanda Honsvall-Hoefler
Team Doctor ..... Dr. Joshua Goldman

Director of Video Operations ..... Brian Duddy
Manager of Video Operations ..... Aaron Sandoval
Video Assistant ..... Jack Fiscella
Video Assistant ..... Eddie Munoz

Senior Director of Player Engagement ..... Arthur Hightower

Director of Equipment Operations ..... Chris Smith
Senior Equipment Manager ..... Kevin Duddy
Assistant Equipment Manager ..... Chad Jessop
Equipment Assistant ..... Tasso Panopoulos
Equipment Assistant ..... Tristan Greene

Head Groundskeeper ..... Ryan Rowland
Field Manager ..... Jordan Achay
Field Manager ..... Miles Cook
Field Manager ..... Tyler VandenAkker

Director of Performance Nutrition ..... Grant Harris
Assistant Director of Performance Nutrition ..... Kate Hodgetts

Director of Football Operations ..... John Wiedmeier
Director of Football Logistics ..... Christina DeRuyter
Football Staff Assistant ..... Chuck Sandusky
Team Chaplain ..... George Gregory
Psychologist ..... Dr. Herb Martin

ACCOUNTING & FINANCE

Chief Financial Officer ..... Yuman Pirzada
Controller ..... Teri Manby
Senior Accounting Manager ..... Ted Dickenson
Revenue Manager ..... Celeste De Los Santos
Accounts Payable Lead ..... Krystle Mays
Senior Accountant ..... Cynthia Vargas
Senior Accounting Specialist ..... Danelle McCoy
Revenue Accountant ..... Robin Manning

Director, Human Resources ..... Rocio Perez
Director, Payroll & Benefits ..... Dayreca Sims
Payroll Lead ..... Adalia Fernandez
Benefits Specialist ..... Monica Aguilar

Director, Enterprise Risk Management ..... Mark Maragay

Manager, Financial Planning & Analysis ..... Alfred Calvanico
Senior Financial Analyst, FP&A ..... Matthew Fields

TECHNOLOGY, FACILITIES & TRANSPORTATION

Director of Security ..... Bill Stetson
Security ..... Charles Cavitt

Director, Facilities & Construction ..... Jon Lucas
Head Staff Assistant ..... Paul Chapman
Staff Assistant ..... Chris Acosta
Coordinator, Facilities ..... Patrick Kourafas

Senior Director, Events & Stadium Operations ..... Maria Garcia
Director, Events & Stadium Operations ..... Ryan Millison
Manager, Events & Stadium Operations ..... Madison Schrock

Senior Director, Information Technology ..... Timothy Ko
System Administrator ..... Marcus Figueroa
IT Support Specialist ..... Christopher Martinez

Executive Staff Assistant ..... Nathan Lopez
Executive Staff Assistant ..... Marvin Norton
Executive Staff Assistant ..... Ronald Pasillas

COMMUNICATIONS, EXTERNAL AFFAIRS & COMMUNITY

COMMUNICATIONS & EXTERNAL AFFAIRS

Senior Vice President, Communications & Brand Messaging....Josh Rupprecht
Vice President, Marketing Communications & Alumni Affairs....Jennifer Rojas
Director, Football Communications....Brock Anderson
Senior Manager, Corporate Marketing & Communications....Lauren Georgeson
Senior Coordinator, Marketing Communications & Alumni Affairs....Leonie Strehl
Coordinator, Football Communications....Ricky Martinez

Team Photographer....Mike Nowak
Manager, Photography & Digital Assets....Ty Nowell

CULTURAL PROGRAMS

Vice President, Cultural Programs & Development....James Collins
Senior Director, Cultural Affairs....Liliana T. Pérez

COMMUNITY RELATIONS

Vice President, Community Relations....Heather Birdsall
Senior Director, Football Development....Zac Emde
Senior Manager, Community Relations....Cheyanne Warren-Diaz
Manager, Football Development....Tyler Menekoff
Coordinator, Community Relations....Margarita Morena
Coordinator, Community Relations....Natalie Rivera

CORPORATE PARTNERSHIPS

Chief Partnerships Officer....Corey Norkin

PARTNERSHIP MANAGEMENT

Vice President, Partnership Management....Bill Betz
Director, Partnership Management....Annalece Anhalt-Slaughter
Senior Manager, Partnership Management....Tara Bridges
Manager, Partnership Management....Abby Berkery
Manager, Partnership Management....Elyse Savadove
Senior Coordinator, Partnership Management....Omar Flores-Romero

BUSINESS DEVELOPMENT

Vice President, Partnerships & Business Development....Bill Pedigo
Senior Director, Business Development....Maggie Parker
Director, Business Development....Adam McCutcheon
Manager, Business Development....Nina Phan
Coordinator, Business Development....Vanessa Murillo

STRATEGIC SOLUTIONS

Vice President, Partnerships & Strategic Solutions....Matt Grable
Senior Manager, Strategic Solutions....Nikolas Kessler
Senior Manager, Partnership Analytics....Isiah Ramsey
Senior Coordinator, Strategic Solutions....Elle Uyeda

CREATIVE & CONTENT

Senior Vice President, Brand Creative & Content . . . . . Jason Lavine

PRODUCTION

Vice President, Production . . . . . Tyler Pino
Director, Creative Video . . . . . David Bretto
Director, Production & Facilities Technology . . . . . Brian Georgeson
Senior Producer, Features and Branded Content . . . . . Carly Gough
Lead Producer/Editor, Creative Video . . . . . Luke Kohli
Lead Editor, Features and Branded Content . . . . . Brian Raab
Producer/Editor, Features and Branded Content . . . . . Benjamin Chairnoff
Producer/Editor, Creative Video . . . . . Bailey Pelletier
Production Engineer . . . . . Gregory Kim
Associate Creative Producer . . . . . Steven Howard Jr.
Associate Creative Producer . . . . . Abby Szlosek
Associate Creative Producer . . . . . Richie Wiesmann

DIGITAL AND SOCIAL MEDIA

Vice President, Digital Marketing & Social Media . . . . . Megan Julian
Director, Organic Social Media . . . . . Allie Raymond
Senior Manager, Paid Social Media and Content Analytics . . . . . Kasey Perez
Manager, Digital Product . . . . . Kiera Schettino
Programming Manager, Organic Social Media . . . . . Calysta Tyree
Vertical Video Producer, Organic Social Media . . . . . Jaemin Cho
Coordinator, Digital Media . . . . . Michael Gonzalez
Coordinator, Organic Social Media . . . . . Hannah Johnson
Coordinator, Paid Social Media and Content Analytics . . . . . Sydney Yates

BRAND OVERSIGHT AND MERCHANDISE

Director, Merchandise and Brand Oversight . . . . . Rachel Books

DESIGN

Art Director . . . . . Tyler Brazas
Senior Motion Designer . . . . . Arthur Castillo
Lead Designer . . . . . Patrick O'Reilly
Social and Digital Media Designer . . . . . Trevin Kalick
Brand & Visual Identity Designer . . . . . Jorge Rodriguez
Junior Graphic Designer . . . . . Emma Breen
Junior Graphic Designer . . . . . Ethan Crick
Junior Partnerships Designer . . . . . .

GAME PRESENTATION

Senior Director, Game Presentation . . . . . Taylor Goldman
Senior Manager, Game Presentation . . . . . Allyson Barry

ENTERTAINMENT & EVENTS

Vice President, Entertainment Teams & Programs . . . . . Lisa Simmons

EDITORIAL

Editorial Director . . . . . Eric Smith
Junior Writer . . . . . Omar Navarro

TICKETING, PREMIUM & BUSINESS INTELLIGENCE

Senior Vice President, Consumer Revenue & Insights . . . . . Megan Bell

STRATEGY & ANALYTICS

Vice President, Strategy & Analytics . . . . . Tyler Glassman
Senior Manager, Marketing & Analytics . . . . . Madison Miketa
Senior Data Scientist . . . . . Rohin Prabhakaran
Data Scientist . . . . . Kelly Chung

BUSINESS INTELLIGENCE

Director, Business Intelligence . . . . . Courtney Bustamante
Director, Database Marketing . . . . . Gabe Myers
Manager, Premium Services . . . . . Johnny Mendez
Manager, Business Intelligence . . . . . Josh Tran
Coordinator, Database Marketing . . . . . Brady Laumb
Coordinator, Business Intelligence . . . . . Ethan Lee

TICKET OPERATIONS

Senior Director, Ticket Operations . . . . . Kris Moerschel
Director, Ticket Operations . . . . . Chuck Loth
Manager, Ticket Operations . . . . . Ruben Bahena
Coordinator, Ticket Operations . . . . . Danielle Bouzos

PREMIUM SALES & SERVICE

Senior Director, Suites & Premium Sales . . . . . Eric Silva
Director, Suites & Premium Services . . . . . Kalie Rubey
Senior Manager, Premium Experiences . . . . . Eric Gold
Manager, LUX Sales . . . . . Brithany Baker-Cohen
Manager, LUX Sales . . . . . Zach Hedges
Manager, LUX Sales . . . . . Christian Lewis
Manager, LUX Sales . . . . . Andrea Wellins
Account Executive, Premium Experiences . . . . . Hannah DeFarkas
Account Executive, Premium Experiences . . . . . Vanessa Gonzalez
Account Executive, Premium Experiences . . . . . Cameron Roffey
Coordaintor, Suite & Premium Service . . . . . Eli Jaffe

MEMBERSHIP SALES & SERVICE

Vice President, Membership Sales & Service . . . . . Jessica Elliott
Director, Sales . . . . . Brian Bracci
Director, Membership Services . . . . . Michael Gasparro
Senior Manager, Membership Services . . . . . Omar Coss Y Leon
Manager, Sales . . . . . Henry Messinger
Senior Account Executive, Premium Services . . . . . Jonathan Marsh
Account Executive, Premium Services . . . . . Briana Covarrubias
Account Executive, Premium Services . . . . . Karrigan Garcia
Account Executive, Premium Services . . . . . Luis Martinez
Account Executive, Premium Services . . . . . Noel Zuccaro
Account Executive, Member Services . . . . . Henry Aguirre
Account Executive, Member Services . . . . . Madison Bennett
Account Executive, Member Services . . . . . Jarett Grolman
Account Executive, Member Services . . . . . Carlos Meza
Account Executive, Member Services . . . . . Lindsey Minassian
Account Executive, Member Services . . . . . Gabriel Rovira
Account Executive, Member Services . . . . . Samuel Strader
Guest Services Representative . . . . . Joanne Hernandez
Guest Services Representative . . . . . Lia Evans
Account Executive, Season Tickets . . . . . Ellie Hexum
Account Executive, Season Tickets . . . . . Nicole Schiller
Account Executive, Season Tickets . . . . . Danielle Soria
Account Executive, Group Sales . . . . . Rachel Politi
Account Executive, Group Sales . . . . . Dylan Salmon
Account Executive, Group Sales . . . . . Jeremy Stanton
Inside Sales Representative . . . . . Daniel Bratslavsky
Inside Sales Representative . . . . . Jesse Brenner
Inside Sales Representative . . . . . Jalia Caple
Inside Sales Representative . . . . . Samuel Hanley
Inside Sales Representative . . . . . Baylor Hill
Inside Sales Representative . . . . . Mason James
Inside Sales Representative . . . . . Naiomi Logan
Inside Sales Representative . . . . . Lauren Robertson
Inside Sales Representative . . . . . Margaret Smith
Inside Sales Representative . . . . . Elijah Taylor

CHARGERS in the COMMUNITY

LA WILDFIRE RECOVERY EFFORTS

- In the aftermath of the devastating wildfires that ravaged Los Angeles County in January 2025, the Chargers and Spanos family donated $1 million to assist the American Red Cross, Los Angeles Fire Department Foundation, Team Rubicon, Pasadena Humane, LA Animal Services, and LA County Animal Care & Control in the immediate response and long-term recovery efforts.
- Chargers fans who attended the Charge Up to Playoffs events across Southern California donated tens of thousands of essential items to assist victims and front-line workers. All items were distributed throughout Los Angeles to support fire relief efforts.
- Head Coach Jim Harbaugh met with LAFD first responders at their command center in the Pacific Palisades to express his support and gratitude for their ongoing efforts to contain the Palisades fire.
- Derwin James Jr. visited a Red Cross Emergency Shelter at the Pasadena Civic Center, where he served lunch and connected with community residents displaced by the fires.

In partnership with UCLA Health, the Chargers welcomed first responders, teachers, school administrators, and families affected by the L.A. wildfires to The Bolt for the Rally for LA: Reconnect, Refresh & Rediscover event. Denzel Perryman joined the fun for a book reading with children and a Zumba session with the families in attendance.

FIRE STATION VISITS

- After the fires were extinguished, Zion Johnson provided lunch to firefighters at Fire Station 31 in Pasadena and thanked them for all their work in the wake of the disaster.
- Chargers 2025 first-round draft pick, Omarion Hampton, visited Fire Station 69 in the Pacific Palisades during his first visit to L.A. and delivered food to the firefighters on duty.
- The Impact Fund brought Bolt Academy alumni to Fire Station 94 in Crenshaw to learn from active firefighters following a visit to the African American Firefighter Museum in Downtown Los Angeles. During the tour, students heard from former fire captains about the rich history of African American Firefighters in the city.

CHARGERS IMPACT FUND'S RALLY FOR LA: WILDLIFE RECOVERY FUND

The Chargers Impact Fund created the Rally for LA: Wildfire Recovery Fund to focus on the long-term recovery of Altadena and Pacific Palisades after the devastating widlfires. The fund supports two critical areas in the community: football programs and educational resources.

Football Programs — High school football programs are cornerstones of their communities, providing a sense of unity, family, discipline, and pride for young athletes. The Rally for LA: Wildfire Recovery Fund helps revive programs in Altadena and the Palisades by providing equipment and resources to student-athletes who were impacted.

- The Fund made a $50,000 donation to Palisades Charter High School football program and invited its athletes to The Bolt for a special workout with Ben Herbert, Chargers Executive Director of Player Performance.
- $50,000 was also donated to the John Muir High School football program. The team toured The Bolt, received new workout gear, gloves, bags, shoes, and cleats and met Chargers General Manager Joe Hortiz and Head Coach Jim Harbaugh.

Education & School Resources — Supporting teachers and students impacted by the fires is another crucial component of community restoration. With many schools facing shortages in essential supplies and technology, the Rally for LA Wildfire Recovery Fund helps provide the necessary tools to allow teachers to educate and helps students learn and grow.

- Over $16,000 in essential electronic equipment was donated to Pasadena Unified Schools, including Pasadena Rosebud Academy, Aveson Charter School, and Odyssey Charter School.
- Five truckloads of gently used furniture – including 40 tables, over 300 chairs, and 20 bookcases – were donated to Pasadena Unified School District schools affected by the Eaton fire.

WALTER PAYTON MAN OF THE YEAR NOMINEE – CAMERON DICKER

The Chargers were proud to nominate kicker Cameron Dicker as the team's Walter Payton Man of the Year for the 2024 season — one of the NFL's most prestigious honors recognizing excellence both on and off the field. Throughout the year, no player had a greater impact on team-led events than Dicker. Whether participating in breathwork with cancer patients, visiting hospitals, or supporting youth with disabilities, he was a consistent presence at nearly every community initiative the organization hosted.

Beyond organizational events and initiatives, Dicker also formed a relationship with the Friendship Foundation, a local nonprofit whose mission of transforming the lives of people with intellectual and development disabilities. Dicker could be found on his days off attending their monthly Friendship Walks and purchased a group of tickets in the Community Corner section so the young people could attend the game with their families and join Cameron on the field post-game for a meet and greet.

LOS ANGELES CHARGERS
IMPACT FUND

ABOUT THE CHARGERS IMPACT FUND

"Believe in yourself. There is nothing you can't do if you set your mind to it."

—Alex Spanos

Driven by love of family, gratitude for community, and a passion for giving back, Alex and Faye Spanos established the Chargers Impact Fund in 1995 to help people see the best in themselves and achieve their dreams.

Born into a blue-collar family of Greek immigrants, Alex began working in his father's bakery at age eight. The values of hard work and perseverance — paired with a courageous spirit and what would become trademark unwavering honesty — quickly formed the foundation that drove his success in business. As he grew into a titan of industry, eventually realizing his life-long dream of owning a professional football team, Alex remained convinced that his success was due to the support he received from his wife Faye, his family, and his community.

Alex and Faye's gratitude and optimism served as catalysts for what ultimately became a legacy of decades-long philanthropy. The more they gave back, the richer their lives grew — be it through the experiences they had, personal stories they learned, or relationships they nurtured.

Though Alex and Faye passed in 2018, their legacy of giving lives on through the work of the Chargers Impact Fund. Modeled after their belief that a solid family foundation and the ability to lean on each other are critical to future success, the Impact Fund brings fans, volunteers, players, and donors together to create supportive environments in which the next generation can thrive.

LA FOR EVERYONE

VISION A welcoming and caring Los Angeles where everyone feels like part of a community and all things seem possible.

MISSION We bring people together to empower youth, generate access, and create opportunity in under-resourced neighborhoods so today's dreams can become tomorrow's reality.

VALUES

Kindness	We believe in the power of kindness to cultivate a connected and compassionate Los Angeles.
Family	"We believe that we are all members of one family, whose common good depends on everyone's personal involvement" — Alex Spanos
Service	We partner with leaders on the frontlines of impacted communities. Our work supports these leading organizations.
Optimism	We are a bright spot for our community. We recognize the difficult issues many Angelenos are facing, and we inspire joy and happiness.

MY DADDY HAS A MOTORCYCLE

YOUTH EMPOWERMENT

We empower the next generation to achieve their dreams through education, mentorship, and sports-based youth development.

BOLT ACADEMY

The Bolt Academy program is a unique partnership of the Chargers Impact Fund, Inglewood Unified School District, and Brotherhood Crusade.

Selected juniors and seniors from Inglewood High Schools participate in a six-month after-school program to build leadership and career readiness skills. Those who successfully complete and graduate from the program get an opportunity to work for the Chargers on game day.

- In 2024, Bolt Academy became an accredited A-G class in Inglewood High Schools, becoming the first of its kind in the NFL.
- Since launching in 2021, 82 students have participated in the after school and career readiness program and received 480 classroom hours of instruction, 716 hours of on-the-job training, with $46,976.08 earned for the local Inglewood economy.

BOLTS BOOK CLUB

Studies have shown that students who fall behind in reading comprehension before the 3rd grade are likely to struggle academically later in life. The Impact Fund began the Bolts Book Club program in 2020 to help address this issue in Los Angeles, and in 2023, partnered with Scholastic and Rhymes with Reason to help create access for students to get free books and boost reading and vocabulary skills.

- To date, over 17,000 books have been donated and distributed to local schools, students, teachers, and Boys & Girls Clubs, with over 5,000 donations in 2024 alone. All books donated are given with the goal of assisting in getting new books into the hands of young people to foster a love of reading.
- 28,000 minutes of reading were completed by students who participated in the Bolts Book Club's summer reading program, ran in partnership with the Boys & Girls Club of Metro Los Angeles.

COMMUNITY ADVANCEMENT

We engage fans, players, and partners to foster a sense of belonging through safe places to play and access to basic needs.



CHARGERS CHAMPIONS

For over two decades, Chargers Champions has provided San Diego and Imperial County schools with grants and resources totaling $6 million in funding to assist students, teachers, and communities. In 2024, five schools received grants for physical fitness, nutrition, and athletic programs.

COMMUNITY CORNER

Through the Impact Fund's Community Corner ticket program, Chargers players, including Justin Herbert, Derwin James Jr., Cameron Dicker, and more, sponsored over 500 tickets to benefit community and youth-focused nonprofit organizations to attend a home game in a special section of SoFi Stadium. Since 2017, Chargers players have purchased over 6,500 tickets in the Community Corner section to invite local nonprofit groups to home games. In addition to tickets, recipients receive concession vouchers and team promotional items to showcase their fandom.

BIKES FOR KIDS

During the holiday season, the Impact Fund celebrated the 20th anniversary of the Bikes for Kids bike giveaway by surprising all 400 students at McNair Elementary School in Compton with brand-new bikes, helmets and bike locks with the help of partners The Brady Hunter Foundation and Pechanga Resort Casino and special guests Chargers Legends Terry Crews, Marcellus Wiley, Mike Scifres, Antoine Cason, and Sean Culkin.

As part of the special celebration, 60 volunteers, including General Manager Joe Hortiz and Assistant General Manager Chad Alexander, participated in the annual bike build; building all 400 bikes in preparation for the giveaway event.

COMMUNITY RELATIONS

MISSION STATEMENT

The LA Chargers contribute to a thriving, vibrant Southern California by creating access and opportunities that positively impact the lives of youth, animals, and our neighbors.

THRIVING NEIGHBORHOODS

We use our platform to create joyful and memorable experiences, provide opportunities to serve our thriving communities, and honor and recognize local leaders.

CRUCIAL CATCH

As part of the NFL's Crucial Catch campaign, the Chargers and Chargers Impact Fund continued to raise awareness for the importance of early detection in the fight against cancer while supporting breast cancer patients, caregivers, survivors, and thrivers. A month-long initiative, the team's Crucial Catch efforts are led by Susie Spanos, wife of Controlling Owner and Chairman Dean Spanos, and a breast cancer survivor herself. Susie knows firsthand the importance of early detection and continued to lead the team's efforts to ensure local men and women get screened for detectable cancers.

- Breast cancer survivors, thrivers, and caregivers from UCLA Health were invited to attend an hour-long breathwork session on the field at The Bolt. Participants had the opportunity to engage in mindfulness and relaxing breathwork exercises with Chargers kicker, Cameron Dicker, and wide receiver, Brenden Rice.
- During the annual Crucial Catch game, 40 breast cancer patients, survivors, thrivers, and caregivers from UCLA Health and the American Cancer Society were honored on the field during pregame and halftime. The group was flanked on the field by 100 members of the Zeta Tau Alpha, a national fraternity of women, whose philanthropy is breast cancer education and awareness. Prior to the halftime honor, Susie Spanos was joined by representatives from the American Cancer Society to present the organization with a $10,000 donation from the Chargers Impact Fund to assist in their critical mission of combating cancer through advocacy, research, and patient support.
- Nearly 100 families affected by cancer from Pediatric Cancer Research Foundation and Walk with Sally were invited to attend Boo at the Bolt!, the Chargers' annual Halloween event at the team practice facility. Cameron Dicker and Head Coach Jim Harbaugh were on hand to read to the children in attendance and spread Halloween cheer and candy to the families.

SALUTE TO SERVICE

Alex Spanos proudly served our country as a tail gunner in the United States Air Force from 1942 to 1946. The Chargers and the Chargers Impact Fund know that we owe a debt of gratitude to those who have borne the battle on our behalf, which is why the organization and the Spanos family have continued this legacy of commitment to our nation's troops, veterans, and their families.

- During mandatory minicamp, the Chargers travelled to Marine Corps Base Camp Pendleton to host team practice for hundreds of soldiers and their families. Prior to team practice, the Bolts hosted a free flag football clinic for children of active-duty military personnel. 150 youth attended the special camp, where they learned the fundamentals of flag football and enjoyed the field before the Chargers players arrived for practice.
- Five families from Tragedy Assistance Program for Survivors (TAPS) were honored by the Chargers during Salute to Service month and the annual game. For six years, the Chargers have partnered with TAPS, a national nonprofit organization dedicated to providing care and resources to the families of America's fallen heroes, to honor families and remember their loved ones before and during the annual Salute to Service game.

- Wide receiver Ladd McConkey, defensive back Ja'Sir Taylor, and Safety Kendall Williamson were on hand for the Veterans Advocacy Group of America (VAGA) eighth annual Thanksgiving Appreciation dinner. McConkey, Taylor, and Williamson were joined by Chargers front office staff to help distribute over 150 Thanksgiving meals to the military veterans and their families.
- The Chargers partnered with Verizon and American Airlines to renovate the technology center and outdoor spaces at the U.S. VETS housing center in Long Beach. Denzel Perryman, Trey Pipkins III, and Chargers Legend Larry English took part in the renovation and opening of the refurbished spaces of the Bridge Housing Women's (BHW) Program. The program serves the unique needs of women transitioning out of homelessness and empowers veteran women on their journey to independence.
- The Chargers hosted the first annual Battle of the Bases Flag Football Tournament for members of local military bases at the team's training facility. In a spirited day of friendly competition, teams representing the Marines from Camp Pendleton, Marine Corps Air Station Miramar, the Air Force from Edwards Air Force Base, and the Coast Guard clashed in an exciting display of camaraderie, athleticism, and honor. All the participating teams were invited to the Chargers' annual Salute to Service game in thanks for their service and participation in the tournament.

INSPIRE CHANGE CHANGEMAKER

Snoop Youth Football League's Nykauni Tademy was honored as the Chargers' 2025 Inspire Change Changemaker nominee. Tademy, a founding member of Snoop Dogg's nonprofit Youth Football League for inner-city youth, was honored for her work with Snoop Special Stars and her focus on mental health. For over 20 years, Tademy has served thousands of families and helped create youth access to critical after-school programming and safe spaces that enable growth on and off the field.

MAKE-A-WISH

The Chargers teamed up with the Make-A-Wish Foundation during the 2024 season to host three young fans with critical illnesses and their families at a team practice and game. Quarterback Justin Herbert, Head Coach Jim Harbaugh, and General Manager Joe Hortiz personally welcomed the families after practice and helped make for an unforgettable experience.

YOUTH DEVELOPMENT

The Chargers prepare youth to succeed in life by administering and supporting programs focused on character development, career exploration, and education.

CAREER PATHWAYS

Nearly 100 youth attended a career panel in honor of Latino Heritage Month and were invited to hear from Chargers employees on the unique careers and pathways available in the sports industry.

TRAINING CAMP WATER TENT

The Bolts partnered with the Friendship Foundation to host local youth from the nonprofit organization to raise funds for the organization at Training Camp. The Friendship Foundation supports families and children or young people with special needs and has been supporting the South Bay for over 17 years. The youth invited to fundraise also got the opportunity to participate in a high-five tunnel at the start of one practice and meet Head Coach Jim Harbaugh.

ANIMAL WELFARE

Because pets are an important contribution to a thriving family unit, we connect fans and community members to organizations and services to improve their quality of life. Since 2020, the Bolts have strategically partnered with local shelters, rescues, and nonprofits to raise awareness for animal welfare causes and initiatives. Through these partnerships, the Chargers have hosted and supported pet adoptions, pet wellness events, and spay and neuter clinics.

PET ADOPTION

Over 250 animals were adopted during Chargers-sponsored pet adoption events throughout the year. Since 2020, over 700 animals have found forever homes after being spotlighted during Chargers-sponsored pet adoption events.

CHARGERS PUP

Since 2020, the Chargers have partnered with local nonprofits to spotlight a service dog in training. Through the Chargers Pup program, fans follow the journey of a dog preparing to become a life-changing companion for a person with disabilities. The initiative not only highlights the transformative role of service animals but also celebrates the independence and support they provide to their humans. Whether placed in a police station as a facility dog or matched with a military veteran, each Chargers Pup is making a meaningful impact in the community. In 2024, the Bolts welcomed Storm to the Chargers Pup family. Rescued by Paws for Life, Storm will be placed with a military veteran during the summer of 2025.

MOST VALUABLE PUP

Over 60 shelter animals have been featured as the Chargers' Most Valuable Pups of the Game (MVP's) since 2022. The program highlights local adoptable animals and raises awareness for the important work of shelters and rescues throughout Southern California at all home games.

FOOTBALL DEVELOPMENT

MISSION STATEMENT

To provide safe, inclusive, and educational opportunities for athletes to learn and develop their skills in football, while fostering a sense of family and leadership that extends beyond the field.

VALUES

Family	We believe in bringing people together to create a family-like environment that fosters relations and a sense of community among our players, coaches, and families.
Safety	We prioritize the safety and well-being of our athletes, providing the necessary resources and training to ensure a safe and healthy environment for all.
Inclusion	We welcome and celebrate diversity, creating a culture of inclusivity that values and respects all individuals.
Leadership	We strive to develop strong leaders both on and off the field, instilling values of integrity, accountability, excellence, and teamwork.
Fun	We incorporate games and competition in our programming that teach the game of football through fun and creative ways. We make football accessible and enjoyable for everyone.

DEVELOPMENT & EDUCATION

ALL-STAR TACKLE

Nearly 200 athletes from high schools in Los Angeles, Orange, and San Diego counties participated in the annual LA City Gridiron Classic, Alex Spanos Classic, and OC All-Star Classic high school all-star games. The support of three high school all-star games continued the Chargers' long-standing support of matchups between the best players in Southern California high school football.

NIKE 11-ON

1,400 athletes from 30 local high school football and girls flag programs participated in the Chargers' annual Nike 11-On. The annual high school competition focuses on building transferable life skills while also encouraging team play over individual recognition. The two-day camp was held at the Chargers' training facilities, where the athletes participated in 7-on-7 drills, team-building exercises, and heard from Chargers coaches and players.

JR. CHARGERS TRAINING CAMPS

Over 1,500 youth participated in Jr. Chargers Play60 camps organized throughout the counties of Los Angeles, Orange, and San Diego to promote youth health and wellness.

MENTAL HEALTH

100 athletes and coaches from the Snoop Youth Football League participated in a mental health event hosted in the Chargers locker room at SoFi Stadium. Prior to dinner, players, coaches, and their guests participated in a leadership workshop and panel discussion with Chargers player and former Snoop Youth Football League athlete, Daiyan Henley, and Chargers Director of Player Development, Arthur Hightower.

EXPERIENCES

YOUTH FOOTBALL TRADITION

100 local youth flag and tackle football players participated in the Chargers' Youth Football Traditional presented by Ticketmaster during home games at SoFi Stadium. This unique game day experience highlights young athletes and gives them the opportunity to run out of the tunnel with the team before the game kicks off.

NFL NETWORK VISITS

Over 250 athletes and coaches from 12 local youth flag and tackle programs appeared on NFL Network's Gameday Morning and participated in segments with the celebrity hosts. This partnership between the NFL, Chargers, and NFL Network creates a platform to highlight local Southern California youth football programs and engage them with NFL Legends and talent before Chargers home games.

YOUTH PLAYER WALKOUT

45 youth tackle and flag athletes were invited to join the team at the start of Training Camp and run out with players prior to practice.

SUPPORT

COACH OF THE WEEK

66 coaches from Los Angeles, Orange, and San Diego counties were recognized as the Chargers Coach of the Week, presented by Toyota, during the high school football season. Each coach honored was selected by a fan vote and received a $1,000 from the Chargers and Chargers Impact Fund to go towards their team's football program.

DONATIONS

The team partnered with Good Sports and the NFL Foundation to sponsor the helmet and shoulder pad reconditioning for over 200 young athletes from the Inglewood Chargers and Crenshaw Cougars youth tackle football teams.

The Bolts donated $20,000 to the El Segundo High School Football team to assist in purchasing new helmets and shoulder pads. The players, coaches, and families were invited to Training Camp and surprised with the news by Head Coach Jim Harbaugh and General Manager Joe Hortiz.

150 Girls Flag start-up kits were donated in 2024.

FRIDAY NIGHT LIGHTS

During the 2024 high school football season, the Chargers supported two kickoff high school games – including one of the first girls flag football games ever played at SoFi Stadium.



FLAG FOOTBALL

SNOOP & HOUSH

Over 2,000 youth participated in the second year of the Snoop & Housh Flag Football League. The Chargers and Chargers Impact Fund partnered with Southern California natives Snoop Dogg and NFL legend T.J. Houshmandzadeh to form the inclusive league. With two sites in Los Angeles, the league began with the goal of giving youth from under-served communities access and the opportunity to build life skills of teamwork, discipline, and hard work both on and off the football field.

NFL FLAG REGIONAL

Over 700 athletes from 72 teams across California participated in the Chargers-supported Flag Regional. The winning teams from each age group earned the opportunity to represent the Chargers at the 2024 NFL Flag Championships at the Pro Bowl Games.

SAN DIEGO UNIFIED SCHOOL DISTRICT MIDDLE SCHOOL FLAG FOOTBALL LEAGUE

60 teams and over 1,500 athletes participated in the San Diego Unified School District Middle School flag program began in partnership with the Chargers.

GIRLS FLAG

CONQUER CHARGERS GIRLS FLAG TEAM

The Conquer Chargers Girls Flag team, based in Southern California and sponsored by the Chargers, is comprised of elite talent between the ages of nine and 17. In 2024, the program expanded to 16 teams and 190 girls participating across four branches.

CHARGERS INVITATIONAL

Over 400 girls from Southern California High School Football flag teams participated in an opening weekend tournament to celebrate the inaugural season of girls flag football as a sanctioned CIF sport.

LA VS. OC GIRLS FLAG ALL-STAR GAME

70 of the top-performing female flag football players from high schools across Orange County and LA were selected to participate in the second annual Girls Flag All-Star Game, presented by Oakley and hosted by the Chargers at SoFi Stadium. Prior to the game, all 70 participating athletes and their families were invited to NFL Network to be featured on NFL Gameday Kickoff.

BOLTS ON THE BEACH

250 girls flag football players representing 24 of the top high school flag programs in Southern California participated in the Chargers' inaugural Bolts on the Beach Tournament.

CHARGERS THE COMMUNITY
BOLTS FOR BEST

ALEX & FAYE SPANOS

REMEMBERING ALEX SPANOS

Alexander Gus Spanos, Chargers owner and Spanos family patriarch, was the embodiment of the American dream. Alex's legacy is one of perseverance, compassion, philanthropy and, most of all, a passion for his family — a family that will carry on his spirit for generations to come.

Alex was, quite simply, a force of nature who inspired everyone he encountered, rising from humble beginnings to become an American business icon. He was a devoted husband, loving father, doting grandfather and great-grandfather, celebrated businessman, loyal friend, generous philanthropist and a compassionate man who cared deeply for his community.

Born in South Stockton to Greek immigrants Constantinos "Gus" Spanos and Evanthia Tsopelas Koumentakou in 1923, Alex's tireless work ethic and fearlessness was instilled in him at an early age. When he was eight years old, he began working at his father's bakery, waking up at 4 a.m. to bake bread and pastries before school. He worked 15-hour days for seven days a week through his early adulthood.

While pursuing an engineering degree at Cal Poly, San Luis Obispo, his studies were put on hold following the attack on Pearl Harbor. In 1942, Alex left college to enlist in the U.S. Air Force and was stationed at Tarpon Springs, Florida. It was there that he met the love of his life, Faye Papafaklis, who remained by his side for the next 77 years.

Once Alex's military service ended in 1946, he came home to Stockton and enrolled in the University of the Pacific. After going back to work at his father's restaurant making $40 a week, he married Faye in 1948 and the happy couple welcomed their first son, Dean, in 1950.

With another baby on the way and his family struggling to make ends meet, Alex left his father's restaurant and set out to create a catering business of his own. Alex and Faye began making bologna sandwiches at their house and, after taking out an $800 loan to purchase a truck, launched A.G. Spanos Agricultural Catering. Selling sandwiches to local farmers in the San Juan Valley, a mere six months later, he was able to buy a house for his family and pay off his father's debts. By 1951, the 27-year old Spanos had $35,000 to his name.

Alex made more money in the four months after leaving his father's bakery than in the 20 years he worked at the store. This proved to be the first of many daring business ventures Spanos would pursue. By 1956, he had earned enough to comfortably provide for his family, which now also consisted of two daughters, Dea and Alexis, and another son, Michael.

At the suggestion of his accountant, Alex began investing in real estate even though he knew little about the field. Relying on his work ethic and fearless attitude, he earned his first million within a year and come 1960, had established A.G. Spanos Construction. By the mid-seventies the company had grown to become the number one builder of apartments across the nation.

Now firmly established in the business world, Alex began his pursuit of a childhood dream — owning a professional sports team. With football his top passion, on August 1, 1984, dreams became reality when Alex purchased the San Diego Chargers.

Although Alex had a renowned reputation in the real estate and development industry, he had to prove himself all over again in the NFL. He described this part of his life as one that, at times, was filled with heartbreak but ultimately brought him the highlight of his career when the Chargers beat the Steelers to play in Super Bowl XXIX.

Equally passionate about the franchise's impact off the field as much as between the white lines, Alex implemented many Chargers community outreach programs that exist to this day. The Chargers Community Foundation alone — which he created and funded — has donated more than $13 million over the years to support critical causes, individuals in need and organizations supporting the community. In 1994, Alex handed control of the team to his son, Dean. His passion for the Chargers, however, remained fierce as ever, traveling to every game with wife Faye — home or away — until health issues in 2008 made travel too difficult.

Philanthropy was of the utmost importance to Spanos, which is why he made significant contributions to educational institutions, the arts, relief assistance programs, veterans groups and hospitals. Devoutly Greek Orthodox, Alex was deeply proud of his heritage, instilling many of his traditions in the growing Spanos family. From raising funds to rebuild a 140-year-old church to providing relief after a natural disaster, Alex gave back to the Greek community as well. In 2008, he was awarded the Medal of the Commander of the Order of Honor for his humanitarian efforts in Greece by the President of the Hellenic Republic.

While Alex accomplished much over his 95 years, nothing compared to the pride he felt for his family — a major reason he surrounded himself with them at every turn. He involved them in his company at an early age, often crediting them for helping build A.G. Spanos Companies into the country's largest family-owned construction company. While Alex may be gone, he will never be forgotten. His legacy is sure to be carried on by those who loved him most — his four children, Dean, Dea Spanos Berberian, Alexis Spanos Ruhl and Michael; 15 grandchildren; and 13 great-grandchildren.



REMEMBERING FAYE SPANOS

Faye Spanos was born in 1926 to Greek immigrant parents in Tarpon Springs, Florida. She was by nature, a loving and sweet person who found joy in everything. When she was just 18 years old, she met the love of her life, Alex Spanos, who was in the Air Force and stationed at Drew Field in Tampa at the time. After a long-distance courtship, Alex and Faye married in 1948 in Faye's hometown of Tarpon Springs.

Once married, Faye and Alex settled in Stockton, Calif. and worked side by side in the kitchen at the Roma Lunch Bakery, an establishment owned by Alex's father. The young couple began to build their family as they welcomed their children, Dean, Dea, Alexis and Michael.

As their children grew, so did her husband's success in business. Faye accepted his financial prosperity by opening her heart and home and sharing their good fortune first with their large extended families and then, with their community. As someone who personified kindness, grace and compassion, she and her husband made donations benefitting schools, children, the arts, hospitals and people in need.

Faye taught everyone around her by example, never admonishing, never reprimanding and never raising her voice. Guided by faith, she lived her beliefs every day of her life and treated everyone with the dignity and respect they deserved.

Faye Spanos' name in Greek derives from the Greek word for light. And throughout her life Faye was the light and rock for Alex and for her family. She was a blessing to all who met her and the essence that brought balance, encouragement, faith, support and love to her family.

DEAN A. SPANOS

CONTROLLING OWNER AND CHAIRMAN OF THE BOARD

Under the leadership of Dean Spanos, the Los Angeles Chargers continue to make bold moves that position the franchise for long-term success in the nation's second-largest media market. Guided by Spanos' strategic direction and expertise in the construction business, the organization opened The Bolt in July 2024 — the first dedicated NFL team training facility and headquarters ever constructed in Los Angeles. The Bolt and the team's iconic SoFi Stadium home, which sits just four miles from the 150,000 square-foot architectural masterpiece, places the Chargers squarely at the intersection of innovation, entertainment and professional sports.

In January 2024, Spanos, along with President of Football Operations John Spanos, oversaw the search that led to the Chargers' hiring of Jim Harbaugh as head coach, bringing the former Bolts quarterback home following a 15-0 season that culminated with a College Football Playoff National Championship as head coach for the University of Michigan. Spanos also hired one of the NFL's top talent evaluators as general manager in longtime Baltimore Ravens personnel executive Joe Hortiz. With these personnel moves, Spanos, who has led the team through numerous franchise records and victories including the team's most recent playoff berth in 2024, is looking to return the Bolts to an era of dominance they enjoyed not long ago. During an 11-season run from 2004-14, the Chargers won 113 games including four playoff victories and five AFC West championships (2004, 2006-09). Only three teams in the NFL won more games during that span.

Named President of the Chargers in early 1994 — the same year the team culminated its most memorable season with an appearance in Super Bowl XXIX — Dean, along with his father Alex Spanos, also secured Super Bowl XXXII (1998) and Super Bowl XXXVII (2003) for their community, with each event netting in excess of $300 million for the local economy.

In 2015, Spanos handed over the reins of day-to-day leadership to sons A.G. and John. Eldest son A.G. Spanos now serves as President of Business Operations while John Spanos heads up the other side of the business as President of Football Operations.

Dean's leadership is also present throughout the National Football League. As a member of the NFL's Management Council Executive Committee (CEC), he played an integral role in negotiating the NFL's current labor agreement. Spanos also sits on the NFL's Business Ventures Committee — having served as Chairman in 2015 — which has oversight regarding various league commercial activities, including consumer products, sponsorship, events, marketing and new business initiatives. In addition to his current committee work, Spanos also owns previous committee time that includes membership on the NFL's International and Legislative Committees.

Aside from football, Spanos also serves as CEO of the A.G. Spanos Companies, and along with his brother, Michael, oversees all construction operations nationwide.

TRADITION OF GIVING

The Spanos family has a multi-generation commitment to community involvement and is recognized both as one of the NFL's most philanthropic families as well as one of Southern California's most active and caring contributors to local causes. Their financial contributions of more than $15 million and their emotional support for youth, sports, education and our brave men and women in uniform have been a hallmark of their team ownership and legacy. Spanos was honored in June 2022 by the Loukoumi Make A Difference Foundation with its Inspiration Award for his commitment to encouraging youth and young adults to serve their communities and follow their career dreams.

In March of 2020, in response to the COVID-19 pandemic, Spanos directed an immediate donation of $250,000 to the LA Food Bank to help prepare for what he knew would be a tremendous increase in need. He also directed additional, significant donations to support other regional Food Banks, first responders, the American Red Cross and other non-profits working throughout Southern California to assist people struggling through the pandemic. The Chargers then partnered with KCBS-TV in Los Angeles and iHeart Radio to co-host a fundraiser that ultimately netted more than $1.6 million in donations for LAUSD students most in need, providing them with free meals, supplies and much-needed technology to help maintain their studies from home.

As 2020 continued and issues surrounding systemic racism sparked national outrage and new types of dialogue, Spanos led the team through tough internal conversations, which resulted in a new partnership with Liberty Hill Foundation to create a Social Justice Mentoring Initiative for the team's players and staff and system-impacted youth. Under his leadership, the Chargers and the Chargers Impact Fund also made a five-year financial commitment to help launch the Alliance — an unprecedented partnership of all 11 sport teams in the LA region who are coming together to level the playing field through sport by providing access and opportunities to youth from consistently under-resourced communities.

In April 2019, thanks to the generosity of Spanos and the Chargers organization, the Boys & Girls Club of Metro Los Angeles opened their newly renovated multi-sport field and teen center with a press conference and ribbon-cutting hosted by Spanos. In June of 2018, Spanos and the Chargers announced a three-year, $1.2 million commitment to the Summer Night Lights program — helping to expand sports programming across all 32 park locations — including uniforms for participants, referees and increased access to sports clinics. In 2018 Spanos also served as the honorary chair of the Boys & Girls Clubs of America's annual 2018 Pacific Youth of the Year Gala.

The generosity of the Spanos family reaches throughout California and has often extended into other states when needs have arisen. When wildfires struck Los Angeles, Ventura and San Diego Counties in December 2017, the Spanos family stepped up with a $250,000 donation to the American Red Cross — less than three months after committing $500,000 to Hurricane Harvey relief efforts and hosting a food and supply drive in Los Angeles for victims in flood-ravaged areas of Houston, Texas. When wildfires ravaged San Diego County in 2003, and again in 2007, the family made identical $1 million donations to aid affected families and the recovery effort.

Known for his generous backing of youth and high school football, Spanos and the Chargers were honored by National Pop Warner with its prestigious NFL Team of the Year Award in 2015 — a recognition of the team's outstanding support for youth football and cheer at all levels. The Chargers, who were also honored in 2007, were the first team in the NFL team to be so honored twice.

In 2014, the A.G. Spanos Heart and Vascular Center at Mercy General Hospital in Sacramento opened thanks to a lead gift of $15 million from the family, the largest gift Mercy General had ever received. In speaking at the opening, Dean said the family's commitment to Mercy General Hospital was to ensure that no one from the region would ever be turned away from proper care for lack of space or the kind of critical care they needed.

Also in 2014, Spanos pledged $500,000 to the University of California-San Diego to upgrade and expand the existing Alex G. Spanos Training Facility, which was then renamed and opened as the Alex G. Spanos Athletic Performance Center. UCSD is the Chargers' former training camp home, and this gift raised the value of the family's support of the institution to more than $1.6 million.

In 1995, the Spanos family took their commitment to the community a step further by creating The Chargers Community Foundation, now known as the Los Angeles Chargers Impact Fund. Since its inception, the Fund has provided nearly $13 million to support a wide range of services and programs directly benefiting children and families. In 1999, Dean Spanos created the Fund's largest ongoing program, Chargers Champions, which has provided over $6 million in direct assistance to schools, teachers, and students. The program provides grants to improve fitness, nutrition and athletic programs on school campuses.

Spanos has also been a long-time contributor to many other important charities and organizations working to improve the lives of children and families, including: the Make-A-Wish Foundation; American Cancer Society; Susan G. Komen; Girl Scouts; Special Olympics of Southern California; the Salvation Army; and Huntington's Disease Society.

COMMUNITY HONORS

In appreciation of their ongoing generosity, Dean and Susie Spanos have often been the recipients of numerous accolades. This coming fall, the Los Angeles Chargers Impact Fund will be inducted into the Boys & Girls Clubs of Metro Los Angeles Hall of Fame for their ongoing dedication, support and service to local youth through financial investment and community outreach programs. Additionally, the Chargers were honored in 2024 with the Community Inspiration Award from Luskin Orthapaedic Institute. In 2018, the family and the Chargers were honored as Red Cross LA's Humanitarian Organization of the Year and presented with the Mayor's Award from the Association of Corporate Growth (ACG) Los Angeles — both in recognition of the impact they have made in the greater Los Angeles community. The Spanos family was also recognized with the Inaugural Carousel Spirit Award from the Festival of Children Foundation in Orange County. In 2021, Dean and Susie were honored with the Ambassador of Hope Award from Make-A-Wish Orange County and the Inland Empire, celebrating more than 20 years of partnership and support from the Spanos family and Chargers organization. In January 2023, Spanos was inducted into the National Football Foundation Leadership Hall of Fame at YouTube Theater in SoFi Stadium.

Among other honors received over the years, the Association of Fundraising Professionals recognized Spanos and the Chargers as San Diego's Outstanding Philanthropic Corporation; the Salvation Army named Dean and Susie their Most Valuable Philanthropists; they received the Huntington's Disease Society of America's top national award — the Harold Leventhal Community Service Award and national Pop Warner's top honor, The Warner Award was bestowed on Spanos for his ongoing commitment to youth football and the Little Scholars education initiative. The San Diego Business Journal presented the family with their Outstanding Community Service Award for family-owned businesses; Dean and Susie received the Herb Klein Spirit of San Diego Award from the San Diego Regional Chamber of Commerce — their highest community honor and the Rotary Club of San Diego's prestigious Heilbron Award was presented in recognition of the team's "pay it forward spirit — giving not only of itself but also its professional expertise to advance the well-being and success of others in the community."

In 2006, President George W. Bush appointed Spanos to the Board of Trustees for the John F. Kennedy Center for the Performing Arts and Spanos has the unique distinction of being a second-generation recipient of the renowned Ellis Island Medal of Honor, received 16 years after his father was similarly honored.

BUSINESSMAN AND FAMILY MAN

Dean Alexander Spanos was born in Stockton, Calif. He earned varsity letters in football and golf at Lincoln High School and later received Lincoln High School's Hall of Fame Award, which honors alumni whose contributions and accomplishments are representative of the school. Dean was recognized for his achievements in the areas of business as well as athletics.

Spanos continued his golfing career at the University of the Pacific in Stockton, graduating in 1972 with a degree in business administration. He maintains close ties with his alma mater, having served as a regent at the university. An avid golfer post-college, Dean has been on the winning team in five Pro-Am tournaments, including back-to-back wins in 1990 at the Bob Hope Chrysler Classic and the AT&T National Pro-Am at Pebble Beach with partner Hubert Green. He successfully defended his title at the Hope Classic the following year. Spanos' first win came with Green at the 1985 Bing Crosby Pro-Am at Pebble Beach, where he was awarded the "Most Valuable Amateur" trophy for supplying the most help to his professional partner.

Susie Spanos is a spokeswoman for the NFL's annual A Crucial Catch cancer screening campaign and is a breast cancer survivor herself. She was honored as a "Woman of Dedication" by the Salvation Army and was also named the Woman of the Year by the San Diego Leukemia Society for her philanthropic work in the community. As a long-time arts patron, Susie is a member of the Angels of the Arts group for the Segerstrom Center for the Arts, promoting excellence in the performing arts through cultural and social activities. She currently also serves on the Board of the Debbie Allen Dance Academy, a nonprofit studio that furthers the art of dance with a focus on disenfranchised Black and Latino communities.

In addition to leading the Playmakers, comprised of significant others of Chargers football players, coaches and football operations staff, Susie also currently serves as a Board member for the NFL Foundation overseeing the millions of dollars provided by the Foundation into communities across the country. Most recently, as the COVID-19 pandemic raged throughout Southern California, Susie brought together friends and Chargers' talent to host a virtual cooking fundraiser to raise much-needed funds for the Midnight Mission's HomeLight Facility, serving families experiencing homelessness in Inglewood, Calif.

Over the years, Susie has also supported numerous other charitable organizations including the San Diego Women's Foundation, the Salvation Army and Las Patronas. Susie was also a driving force in supporting and growing the San Diego Blood Bank's umbilical cord blood program and helping the Chargers' annual blood drive become one of the most successful in the nation.

Dean and Susie have two sons, A.G. and John, five grandsons and a granddaughter.

MICHAEL A. SPANOS

OWNER AND VICE CHAIRMAN

Michael A. Spanos is Owner and Vice Chairman of the Los Angeles Chargers, assisting in financial and management matters pertaining to the team. Michael joins his brother — Controlling Owner and Chairman of the Board Dean Spanos — in steering the direction of the organization.

As president of the A.G. Spanos Companies, Michael is responsible for the company's planning and development activities around the country. He monitors and oversees the office divisions in states where the company builds and develops. His responsibilities also extend to the areas of property management, land acquisition and preparation of all plans for future direction, growth and construction of the company's multi-family communities and land development activities. From the company headquarters in Stockton, Michael regularly travels across the country to monitor and manage building projects.

Born in Stockton, Calif., he attended Lincoln High School and graduated from the University of the Pacific with a bachelor's degree in business administration. In 1989, Michael was appointed to the Board of Regents at the University of the Pacific, where he served for five years. Michael continues to contribute both his time and resources to the development and support of charitable projects involving youth sports and education. He and his wife, Helen, have five children and reside in Stockton.

ALEXIS SPANOS RUHL

OWNER AND
SPECIAL ADVISOR TO THE IMPACT FUND

Alexis Spanos Ruhl has seen first-hand the importance of personal community engagement, whether it be by watching her parent's life-long commitment to philanthropy or through her own charitable endeavors over the past several decades.

As a Board Member for A.G. Spanos Companies, Alexis has taken her passion for service, evolved it into a vital role within the family business and now acts as the primary liaison between the company and the numerous non-profits currently supported by the organization.

Committed to continuing her parent's philanthropic legacy via all avenues, Alexis also plays an active role in shaping the direction and focus of the Los Angeles Chargers Impact Fund. A 501c3 nonprofit foundation founded by her parents, Alex and Faye, in 1995, the Impact Fund strives to continues their legacy of giving through two "impact" areas — Youth Empowerment and Community Advancement. The Impact Fund was recognized as the Most Innovative Partnership Award from the *Los Angles Business Journal* for the Bolt Academy program, which is now an A-G accredited class, a course designated to prepare students for college by emphasizing analytical thinking, writing, reading and problem solving in partnership with Brotherhood Crusade.

Alexis also serves in a critical advisory role for the Chargers' Animal Welfare platform, leading the team's community efforts to renovate animal shelters, support service dog training and create additional pet adoption opportunities in Los Angeles. Up North, the San Francisco *SPCA's Heart of Gold Society* has recognized Alexis for her outstanding leadership in fundraising while she has twice been awarded the "Golden Paw Award" by *The Cool Cats and Barking Dogs* for her outstanding fundraising efforts on behalf of the Stockton Animal Shelter. Additionally, Alexis has also been recognized by the City of Stockton for her annual efforts to raise critical dollars to benefit Stockton's animal services.

A.G. SPANOS

PRESIDENT OF BUSINESS OPERATIONS

Named President of Business Operations for the Chargers in May 2015, A.G. Spanos is responsible for all day-to-day operations, including marketing, sales, communications, digital media and community relations. He also represents the organization at NFL and ownership meetings.

Previously, Spanos served as Executive Vice President — Chief Executive Officer from 2011-15, Executive Vice President — Executive Officer from 2008-10, and Director of Marketing Programs and Business Development from 2003-07.

Spanos has guided the Chargers organization through numerous changes over the past several years, notably the team's significant investment in digital media and subsequent emergence as a best-in-class, nationally recognized content creator. He collaborated closely with the NFL and Nike on the team's brand relaunch and widely acclaimed uniform redesign, and most recently led the process for two new alternate uniforms unveiled for the 2025 season — merging innovation with the franchise's iconic identity. Spanos also played a key role in the team's successful transition to SoFi Stadium ahead of the 2020 season.

In July 2024, the organization opened The Bolt, the first dedicated NFL team training facility and headquarters ever constructed in Los Angeles. Spanos worked closely with Chief of Staff Fred Maas on securing the 14-acre site, in El Segundo, Calif., which sits less than four miles from SoFi Stadium, LAX and popular South Bay beaches. The Bolt's extraordinary design, technological prowess, prime location and dynamic event space place the building squarely at the intersection of entertainment and professional sports. It's ability to serve as a destination for television and commercial shoots as well as campaign photoshoots, combined with a third-floor private, members-only club, ensure that The Bolt will be a prime asset in the Chargers' business portfolio. Prior to The Bolt, Spanos led the organization's efforts to secure space for training camp and a practice facility in Costa Mesa during the 2017 offseason.

Throughout these transitions, Spanos has ensured that making a positive impact in the community has remained constant. In 2018 alone, the Chargers were honored as Red Cross LA's Humanitarian Organization of the Year and presented with the Mayor's Award from the Association of Corporate Growth (ACG) Los Angeles — both in recognition of the impact they have made in the greater Los Angeles community. In 2020, The Chargers Community Foundation — established by the Spanos family in 1995 — was renamed The Los Angeles Chargers Impact Fund. To date, the entity has provided nearly $13 million to support a wide range of services and programs directly benefiting children and families. Spanos currently serves as President of the Board for the Impact Fund.

In 2020, he participated in the Inglewood Airport Area Chamber of Commerce's State of the City alongside Mayor James T. Butts while in 2018, Spanos accepted the James T. Butts Award from the same Chamber of Commerce in honor of his grandfather and Spanos patriarch, the late Alex Spanos. The recognition highlighted Alex Spanos' business leadership and commitment to the community.

Spanos played football as a freshman at Tufts University in Medford, Mass., before returning to California to continue his education at the University of Southern California, where he earned a bachelor's degree in marketing from the Marshall School of Business. In addition to his work with the Chargers, Spanos is currently a board member of the Los Angeles Sports & Entertainment Commission and the Los Angeles Sports Council & Sports Council Foundation. In 2023, he was inaugurated as the Chairman of the Board of the Los Angeles Area Chamber of Commerce in a special ceremony at an event on the field of SoFi Stadium and is currently the Immediate Past Chair of the Chamber.

Spanos is the eldest son of Owner and Chairman of the Board Dean Spanos and his wife, Susie. A member of YPO-Los Angeles and Alder in Orange County, he and his wife, Kamri, reside in Laguna Beach with their four sons.

JOHN SPANOS

PRESIDENT OF FOOTBALL OPERATIONS

John Spanos was named President of Football Operations for the Chargers in May 2015 and oversees all football-related functions of the team, including player personnel, coaching, player finance and the salary cap, medical, equipment, video, player engagement and security.

The 2025 season will mark Spanos' 30th year in the NFL and his 27th with the team. Spanos began working for the Chargers in 1995, originally in the football operations department as a seasonal assistant. He assisted the department for five straight summers, assisting with contract negotiations and helping manage the salary cap for the final three.

In the summer of 2001, Spanos worked in New York at the NFL Office's Management Council department — which oversees and enforces the collective bargaining agreement. He returned the following year to help in the same capacity for the 2002 season before returning to California. In 2008, he was among a select list of NFL executives invited to participate in the NFL's Executive Education Program at the Stanford Business School in Palo Alto, Calif.

He began working full-time as a scout for the Chargers in 2003. Spanos worked his way up through the organization, including positions as a pro and college scout (2003-05), assistant director of college scouting (2006-07), director of college scouting (2008-12) and executive vice president of football operations (2013-14). Throughout his time with the club, Spanos has continued to work closely with Executive Vice President of Football Administration/Player Finance Ed McGuire to manage the salary cap and retain some of the team's top players.

Spanos' ascension within the organization coincided with one of the most successful eras in franchise history. From 2004-09, the Chargers won 67 regular-season games, good for the third-most in the NFL over that span. The team also won three playoff games during that stretch, reaching 70 total wins from 2004-09, which was fourth-most in the league. The Chargers won the AFC West five times from 2004-09 and advanced to the AFC Championship Game in 2007.

Named Executive Vice President of Football Operations in 2013, Spanos helped assemble a squad in 2018 that tied for the AFC's best record at 12-4 and reached the divisional round of the playoffs following a wild card victory at Baltimore. Most recently this offseason, Spanos led the search that resulted in the hires of Joe Hortiz as general manager and Jim Harbaugh as head coach, bringing the former Chargers quarterback back into the fold after he led Michigan to a 15-0 record and National Championship. In the inaugural season with Hortiz and Harbaugh, the Bolts clinched a postseason berth after an 11-6 record.

Spanos has helped the Chargers acquire and retain some of the most prolific talent in football since 2003, as the team had 34 players make a combined 86 Pro Bowls over that span — including 17 that have been named to 40 all-star games since 2013. In addition to acquiring star players, four players in the last 12 drafts went on to earn Rookie of the Year honors.

Spanos serves as the Chairman of the Board for the National Invitational Camp, which oversees the running of the annual NFL Scouting Combine. He is also a trustee for the NFL Player Benefit Board and a co-chair on the NFL's Future of Football Advisory Committee. He formerly served as the Chairman of the Board for National Football Scouting and is an Honorary Member of the University of California-San Diego (UCSD) Athletic Board. In addition to his scouting board roles, Spanos is also a board member for the Los Angeles Chargers Impact Fund.

In June 2010, Spanos was named one of the "Top 40 Under 40" Greek-Americans by Greek America Magazine. The acknowledgment came in recognition of his achievements in both business and community leadership. He often represents the organization at various team and community events, notably speaking at the kickoff event for 2018 Summer Night Lights alongside Los Angeles Mayor Eric Garcetti.

Spanos was born in Stockton, Calif. He attended The Bishop's School in La Jolla, Calif., where he lettered in football as a wide receiver and defensive back. He also lettered in golf and basketball and was a member of three CIF championship teams. After Bishop's, Spanos attended Wake Forest University, graduating with a degree in business.

John and his wife, Jodie, have two children.

JEANNE M. BONK

EXECUTIVE VICE PRESIDENT — CHIEF OPERATING OFFICER

One of the Chargers' longest-tenured executives, as well as one of the highest-ranking female executives in the National Football League, Jeanne Bonk currently serves as Executive Vice President — Chief Operating Officer for the Bolts. She held Chief Financial Officer responsibilities in addition to her COO assignments from May 2016 until December 2022.

Bonk originally joined the Chargers in 1991 as Chief Financial Officer. In 1994, she was promoted to Chief Financial and Administrative Officer, a position she retained for seven years. In 2000, Bonk was named Vice President — Chief Financial Officer and, in 2005, was promoted to Executive Vice President — Chief Financial Officer.

Bonk's expertise and leadership have been critical to the ongoing success of the organization in many areas. Paramount among her current duties, she actively manages the team's involvement with SoFi Stadium and Hollywood Park.

In March 2021, Bonk was recognized as a 'Champion of Change,' by the Inglewood Airport Area Chamber of Commerce at the Women Business Leaders Luncheon. She was also nominated by the Orange County Business Journal for the 2019 Women in Business Award. Bonk has been a presenter and panelist at numerous speaking engagements regarding women in leadership, including at the Chargers Business Alliance in February 2019 and the Chargers & Rams Women in Sports & Events in August 2020.

A native of Covina, Calif., Bonk began her professional career in 1983 with the international accounting firm, Price Waterhouse. She worked at Price Waterhouse for eight years, leaving as a senior audit manager to join the Chargers in 1991.

Bonk attended Mater Dei High School in Santa Ana, Calif., before earning a bachelor's degree in business administration with emphasis in accounting and graduating with honors from the University of San Diego in 1983. She is both a Certified Public Accountant and Chartered Global Management Accountant. Bonk was nominated — and subsequently named a finalist — for the City of San Diego's Chief Financial Officer of the Year Award in 2009 and was also inducted into the Mater Dei High School Ring of Honor in 2011.

Bonk is a member of the American Institute of CPAs, the California Society of CPAs and is also currently a member of the NFL Owners' Audit Committee. She previously sat on the San Diego Humane Society's Audit Committee and the San Diego Diocesan Finance Council. In addition, she previously chaired the Finance Committee of Cathedral Catholic High School for six years.

Bonk is married to her husband, Jim.

ED McGUIRE

EXECUTIVE VICE PRESIDENT OF FOOTBALL ADMINISTRATION/PLAYER FINANCE

Now in his 38th NFL season and 28th with the Chargers, Ed McGuire has worked his way up the football operations staff with the Chargers since joining the team in 1998. Named Executive Vice President of Football Administration/Player Finance in January 2013, McGuire serves as the club's chief negotiator and manages the salary cap while overseeing compliance of NFL and Collective Bargaining Agreement rules. He has been a member of the NFL Player Insurance Trust since 2002.

McGuire's previous roles with the Chargers include Coordinator of Football Operations (1998-00), Vice President of Football Operations (2000-06), Executive Vice President of Football Operations (2007) and Executive Vice President of Football Operations — Assistant General Manager (2008-12).

Throughout his tenure with the Chargers, McGuire has negotiated numerous long-term contracts and contract extensions. In 2004, he negotiated an eight-year contract extension for Hall of Fame running back LaDainian Tomlinson, who earned NFL MVP honors in 2006 and led the league in rushing in back-to-back seasons (2006-07) during the contract. At the time, the deal was the largest contract signed by a running back in NFL history. McGuire also negotiated Justin Herbert's multi-year extension, securing the Bolts' record-setting, franchise quarterback as he entered his fourth pro season. At the time, Herbert's deal was the largest contract in NFL history in terms of average annual salary. Most recently, McGuire negotiated Rashawn Slater's multi-year extension, locking in the franchise left tackle for the foreseeable future.

In addition to Herbert, McGuire negotiated new contracts and extensions for several key players over the last few years, locking up some of the team's best players for the foreseeable future, including standouts Derwin James Jr., Khalil Mack and Cameron Dicker.

McGuire joined the Chargers after serving as the Senior Manager of Labor Operations for the NFL's Management Council from 1996-98. He was the league's Manager of Player Personnel from 1991-96 and originally joined the NFL in 1987 as a Player Personnel Analyst. McGuire also worked in the Player Personnel department for the United States Football League from 1984-86.

During his tenure in the National Football League office, McGuire became a leading expert on the NFL's salary cap and Collective Bargaining Agreement, which was created in 1993 between the NFL and the NFL Players Association.

Born in Riverhead, N.Y., McGuire graduated with a degree in athletic administration in 1984 from St. John's University in Jamaica, N.Y. He played football and baseball at Riverhead High. He recently was elected into the Suffolk County (N.Y.) Sports Hall of Fame.

McGuire and his wife, Jane, have two children — son, Kevin, and daughter, Shannon — and reside in Laguna Niguel, Calif.

FRED MAAS

CHIEF OF STAFF AND COUNSELOR

Fred Maas is Chief of Staff and Counselor for the Los Angeles Chargers, overseeing all business and legal functions, reporting to ownership.

Maas has overseen a number of significant projects since joining the organization in 2016, most notably identifying a site to build the Chargers permanent training facility and corporate headquarters. The seven-year process culminated in the summer of 2024 with the opening of The Bolt, the first dedicated NFL team training facility and headquarters ever constructed in Los Angeles. The El Segundo-based facility boasts expansive views of the LA Basin — including the Downtown skyline, Griffith Observatory and iconic Hollywood sign — and sits within four miles of LAX, popular South Bay beaches and SoFi Stadium. The Bolt's extraordinary design, technological prowess, prime location and dynamic event space place the building squarely at the intersection of entertainment and professional sports.

Maas also played a central role in overseeing the team's move into its SoFi Stadium home at the start of the 2020 season and was instrumental in helping the organization welcome fans to the venue in 2021 for the first time following the pandemic.

Maas previously served as the executive chairman of MRV Systems LLC, a manufacturer of marine robotic vehicles for the oceanographic and defense industries. Prior to his role at MRV, he was the Chairman and CEO of the San Diego Centre City Development Corporation (CCDC), which oversaw, on behalf of the city, all redevelopment activities for downtown San Diego.

Maas was a principal and served as President and CEO of Black Mountain Ranch, a 4,660-acre property that his partnership acquired in 1988. Then undeveloped land, Black Mountain Ranch is now home to several large-scale residential communities, including Santaluz and Del Sur.

In the 1980s and '90s, Maas served as a partner at Potomac Sports Properties, the exclusive developer of the PGA TOUR Inc. Earlier, Maas represented the TOUR on marketing, regulatory, legislative and tax matters.

Maas has served in a variety of capacities in national, state and local politics over the past 35 years, including stints with Senators Bob Dole and John McCain, Jack Kemp and Governor Mitch Daniels among others. Maas also served as a special advisor to Todd Properties of New Zealand and H.E. Stuart Beck, the late Palauan Ambassador to the United Nations. In 2017, Governor Edmund G. Brown, Jr., appointed Maas as a Commissioner on the California Horse Racing Board.

A native of Rochester, N.Y., Maas graduated cum laude from Syracuse University's College of Law and Hobart College. Maas is admitted to the District of Columbia bar.

Maas has a daughter, Katherine Claire, who resides in New York City.

JOE HORTIZ

GENERAL MANAGER
28TH NFL SEASON | 2ND SEASON WITH CHARGERS

Joe Hortiz enters his second season as General Manager for the Los Angeles Chargers. He was hired as the 10th General Manager in franchise history, bringing his shrewd eye for talent and roster construction to the Bolts after most recently serving as the director of player personnel for the Baltimore Ravens from 2019-23 after holding a variety of roles while advancing through Baltimore's personnel department.

Hortiz immediately helped the Chargers return to the playoffs in 2024 with a roster that featured 33 players who joined the team prior to or during the season. His first draft class featured players who made in impact as rookies, headlined by selecting tackle Joe Alt at No. 5 overall. The class also showcased wide receiver Ladd McConkey in the second round and a pair of cornerbacks taken in the fifth round — Tarheeb Still and Cam Hart. Alt earned All-Rookie honors from the Professional Football Writers of America, while McConkey set franchise rookie records in receptions (82) and receiving yards (1,149). Still earned AFC Defensive Player of the Week recognition for his performance in Week 13, which saw him post two picks, including one he returned for a 61-yard touchdown that proved to be the winning score.

On top of his success in the draft, Hortiz fortified the roster through extensions, waiver claims and trades. Prior to the start of training camp in 2024, he extended kicker Cameron Dicker, who went on to earn back-to-back AFC Special Teams Player of the Week awards in Weeks 17 and 18. Hortiz also traded for defensive back Elijah Molden, who became a key contributor on defense and was extended this past offseason.

HORTIZ'S CAREER CAPSULE

BACKGROUND

Auburn University
Scouting Assistant..... 1995-96
College Scout..... 1997

Baltimore Ravens
Personnel Assistant..... 1998-2000
Area Scout 2001-05
National Scout 2006-08
Director of College Scouting..... 2009-18
Director of Player Personnel 2019-13

Los Angeles Chargers
General Manager 2024-Present

Hortiz, who helped build Baltimore's Super Bowl XLVII-winning roster, brought 26 seasons of NFL experience to Los Angeles, along with a track record of building complete teams through the draft and free agency. As one of the chief personnel evaluators for the Ravens from 2019-23, Hortiz helped the organization compile rosters to make the playoffs in four of those seasons and posted a 56-27 record in that span, including a league-best mark of 13-4 in 2023.

As Baltimore's director of player personnel, Hortiz helped run a personnel department that drafted five players that went on to earn Pro Bowl recognition. He was part of a staff that traded for linebacker Roquan Smith in 2022 and defensive end Calais Campbell in 2020, as well as signed key pieces like outside linebacker Jadeveon Clowney, wide receiver Odell Beckham Jr., and guard Kevin Zeitler. In his first season as a director of player personnel in 2019, Hortiz helped compile a roster that posted a 14-2 record, the best in franchise history.

In 10 years (2009-18) as Baltimore's director of college scouting, Hortiz's eye for talent was on display, as he oversaw a process that ended up drafting 13 players to combine for 25 Pro Bowls and six *Associated Press* first-team All-Pro selections. Hortiz had a lasting impact on the organization from 2009-23 after his role expanded, as the Ravens drafted 18 Pro Bowlers and seven *AP* first-team All-Pros in that time. He helped bring in eventual five-time *AP* first-team All-Pro and six-time Pro Bowl kicker Justin Tucker as an undrafted free agent in 2012, as well as select some of the top players in the NFL in recent memory, capped by the 2018 draft class that included tight end Mark Andrews and quarterback Lamar Jackson, who earned league MVP honors in his second season.

Hortiz got his start with the Ravens as a personnel assistant in 1998, working in that role until he became an area scout for the team from 2001-05. He then became a national scout for three seasons (2006-08), with a focus on the eastern half of the country, helping the team select quarterback Joe Flacco in the first round of the 2008 NFL Draft, who went on to eventually be named Super Bowl XLVII MVP. Hortiz graduated from Auburn University with a bachelor's degree in accounting, working as an undergraduate assistant coach for the Tigers football team from 1995-97.

Hortiz and his wife, Jennifer, have four sons — Joey, Jack, Jamie and Julian.

JIM HARBAUGH

HEAD COACH
23RD NFL SEASON | 4TH SEASON WITH CHARGERS

The Los Angeles Chargers hired Jim Harbaugh as the 19th head coach in franchise history, returning the former Bolts quarterback from the 1999 and 2000 seasons to Southern California. Harbaugh posted a 144-52 record as a collegiate head coach and has a 60-29-1 record as an NFL head coach. As head coach, Harbaugh led the Michigan Wolverines to a National Championship, while previously coaching the San Francisco 49ers to three-straight NFC Championship Games, including an appearance in Super Bowl XLVII.

In five seasons as an NFL head coach, Harbaugh has coached 21 players to a combined 34 Pro Bowl appearances. Among coaches with at least 60 games coached, his .685 winning percentage in the regular season (55-25-1 record) is the eighth-best in NFL history. Harbaugh's teams have allowed just 17.5 points per game in those five seasons, the fifth-best mark for any NFL head coach with at least 75 games coached since the 1970 NFL-AFL Merger.

Harbaugh continued his renowned reputation as a winner in his first season at the helm for the Chargers in 2024, orchestrating a six-win turnaround from the previous season, as the Bolts finished with an 11-6 record and a postseason berth. He coached four players to earn Pro Bowl recognition, headlined by safety Derwin James Jr., outside linebacker Khalil Mack and tackle Rashawn Slater.

In 2024, the Los Angeles offense protected the football as well as any unit in the history of football, committing just eight turnovers to set the franchise record and tie for the second-fewest offensive turnovers in a single season in NFL history. Key to that was quarterback Justin Herbert, whose three interceptions and 0.6 interception percentage on the year were each the second-best in a season in NFL history among players with at least 450 pass attempts. Herbert also had a stretch of 357 pass attempts without an interception, the fifth-longest streak in NFL history. Rookie wide receiver Ladd McConkey, who emerged as a premier receiving threat, setting franchise rookie records with a team-high 82 catches and 1,149 receiving yards, while also hauling in seven touchdowns. Meanwhile, the offensive line featured one the best tackle duos in football in Rashawn Slater and rookie Joe Alt.

HARBAUGH'S CAREER CAPSULE

PLAYING CAREER

Season/s	College/Pro Team	Position
1982-86	University of Michigan	Quarterback
1987-93	Chicago Bears	Quarterback
1994-97	Indianapolis Colts	Quarterback
1998	Baltimore Ravens	Quarterback
1999-2000	San Diego Chargers	Quarterback
2001	Carolina Panthers	Quarterback

BACKGROUND

Western Kentucky University
Assistant 1994-2001

Oakland Raiders
Offensive Assistant 2002-03

University of San Diego
Head Coach 2004-06

Stanford University
Head Coach 2007-10

San Francisco 49ers
Head Coach 2001-14

University of Michigan
Head Coach 2015-23

Los Angeles Chargers
Head Coach 2024-Present

A hallmark of Harbaugh-coached teams is a stingy defense, with the Bolts 2024 unit proving to be just that, allowing a league-best 17.7 points per game. The defense also ranked No. 5 on third down (35.7 pct.) and seventh in passing defense (206.9 net passing yards per game), while pacing the NFL in red zone defense, allowing just 18 touchdowns on 40 drives in the red zone. On top of his Pro Bowl recognition, Derwin James Jr., was named AFC Defensive Player of the Month for December/January and was named an *Associated Press* second-team All-Pro after being just one of four NFL players — and the only defensive back — to have 70 tackles, five sacks, an interception and five passes defensed in 2024. The unit was led by second-year linebacker Daiyan Henley's 142 tackles, posting a league-best nine games with at least 10 tackles. Rookie cornerbacks Tarheeb Still and Cam Hart to take over starting roles during the season, with Still earning AFC Defensive Player of the Week for his efforts in the Week 13 victory at Atlanta.

On special teams, kicker Cameron Dicker set career highs by making 39 field goals and scoring 150 points, both setting single-season franchise records by a kicker. He tied a franchise long with a 59-yard field goal and, in Week 16, he made a 57-yard fair catch free kick field goal to close the first half, believed the to be the longest such kick in history and the first make since 1976. Dicker capped the season by winning AFC Special Teams Player of the Week back-to-back in Weeks 17 and 18, his third and fourth career Special Teams Player of the Week honors.

Harbaugh rejoined the Chargers after spending the previous nine years at his alma mater as head football coach for the University of Michigan. He led Michigan to an 86-25 record along with three-consecutive Big Ten Championships, three-straight appearances in the College Football Playoff and a perfect 15-0 record during his final season in Ann Arbor, Mich., that saw the Wolverines crowned 2023 National Champions.

As head coach for the Wolverines, Harbaugh coached the top defense in the nation, allowing just 291.0 yards per game in that nine-year span. Michigan had a top-five defense in the country five times over those nine seasons, including twice as the top-ranked defense in the nation. His keen eye for talent and ability to develop players was on display at Michigan, as he coached nine eventual first-round NFL Draft selections over his nine-season tenure, including defensive end Aidan Hutchinson (No. 2 in 2022), linebacker Devin Bush (No. 10 in 2019) as top-10 picks.

Harbaugh returned to his alma mater after spending four seasons (2011-14) as the head coach of the San Francisco 49ers, leading the team to a 49-22-1 record and three-consecutive NFC Championship Games, including a victory in 2012 to represent the NFC in Super Bowl XLVII. He was named 2011 NFL Coach of the Year by *The Associated Press* after his first season with San Francisco, when he led the 49ers to an NFC West division crown with a 13-3 record. That season, the defense led the NFL with 38 takeaways and ranked No. 1 in rushing defense, allowing just 77.3 yards per game on the ground. Leading the 49ers to the franchise's first NFC Championship crown in over a decade-and-a-half, a game in which San Francisco orchestrated a 17-point comeback, Harbaugh's 2012 unit led the NFC in total defense (294.4 total net yards per game) and passing defense (200.2 net passing yards per game). In 2013, Harbaugh led a resilient group that won each of their final six games to clinch a playoff spot before winning two postseason bouts and appearing in the NFC Championship Game for the third-straight season.

Harbaugh coached 17 players to a combined 30 Pro Bowls with the 49ers — the second-most Pro Bowlers in the NFL in that time. Eight of those players were also recognized as *AP* first-team All-Pros, including linebackers Patrick Willis (twice) and NaVorro Bowman (three times). Over Harbaugh's four years with San Francisco, the 49ers led the NFL in rushing defense (92.0 yards per game), while ranking No. 2 in scoring defense (17.4 points per game), third in total defense (310.2) and No. 4 with 122 takeaways.

Prior to being a head coach in the NFL, Harbaugh spent four years at the helm at Stanford University (2007-10) and three at the University of San Diego (2004-06). He turned around a Stanford program that went 1-11 in 2006 and led the Cardinal to 29 wins over his four seasons in Palo Alto, Calif., including a 12-win season that culminated in an Orange Bowl victory in 2010. Harbaugh broke into the head coaching ranks at San Diego, leading the Toreros to a 29-6 record in three years.

Harbaugh began his coaching career as the quarterbacks coach for the Oakland Raiders from 2002-03. In his first season with Oakland, the Raiders went to Super Bowl XXXVII, while quarterback Rich Gannon earned MVP honors and was named a Pro Bowler and an *AP* first-team All-Pro.

In 15 years as an NFL quarterback (1987-2001), Harbaugh played for five organizations, including with the Chargers from 1999-2000. He got his start in coaching while he was still playing in the NFL, working as an unpaid assistant at Western Kentucky from 1994-2001, where his father, Jack, was the head coach. Harbaugh was selected with the 25th overall pick in the 1987 NFL Draft by Chicago and went on to start 140-of-177 career games played, throwing for 26,288 yards and 129 touchdowns. He led the NFL in passer rating in 1995, earning Comeback Player of the Year recognition and a Pro Bowl selection after leading the Colts to an AFC Championship Game appearance. Harbaugh eventually went to the Chargers for two seasons and is one of four Bolts quarterbacks to throw for 400 yards in a single game.

Harbaugh played quarterback at the University of Michigan, finishing his career as one of the most efficient passers in college football history. He posted a 21-3-1 record as a starter for the Wolverines, earning first-team All-American honors and finishing third in voting for the Heisman Trophy in 1986. Harbaugh paced the nation in 1985 in passing efficiency rating, while his career passing efficiency rating ranked as the best in NCAA history for more than 12 years following his time at Michigan.

Harbaugh has long been an advocate for collegiate student athletes. During his time as the head coach at Michigan, Harbaugh instrumental in helping refine and create change in collegiate athletics to benefit the student athletes. He was a pioneer among collegiate head coaches in calling for changes in transfer portal rules and eligibility, NLI and profit sharing.

A native of Toledo, Ohio, Harbaugh and his wife, Sarah, have two daughters — Addison and Katherine — and two sons — Jack and John. He also has three adult children — Jay, James Jr., and Grace. Harbaugh's son, Jay, is the special teams coordinator for the Seattle Seahawks. He is also the younger brother of Baltimore Ravens Head Coach John Harbaugh, and the two are sons of Jack and Jackie Harbaugh.

RYAN FICKEN

SPECIAL TEAMS COORDINATOR

19TH NFL SEASON | 4TH SEASON WITH CHARGERS

Ryan Ficken enters his fourth season as special teams coordinator with the Chargers in 2025 after turning the unit around to be one of the NFL's best over his first three years in Los Angeles. Over his first three seasons with the Bolts, Ficken coached the unit to convert a league-high 95.4 percent of all its kicks (field goals and PATs combined) and lead the NFL with a 13.2-yard punt return average.

In his third season with the Bolts in 2024, Ficken continued to lead one of football's top punt return units, as the team's 12.0-yard punt return average ranked No. 6 in the NFL and third in the AFC. Kicker Cameron Dicker set career highs by making 39 field goals and scoring 150 points, both setting single-season franchise records by a kicker. He tied a franchise long with a 59-yard field goal and, in Week 16, he made a 57-yard fair catch free kick field goal to close the first half, believed to be the longest such kick in history and the first make since 1976. Dicker capped the season by winning AFC Special Teams Player of the Week back-to-back in Weeks 17 and 18, his third and fourth career Special Teams Player of the Week honors. Dicker and wide receiver Derius Davis (as return specialist) were both named first-alternates for the Pro Bowl on special teams.

Ficken continued to keep the special teams a strength for the Chargers in his second season with the team in 2023. His unit averaged 16.0 yards per punt return, setting a single-season franchise record and ranking No. 2 in the NFL. Ficken coached the most disciplined unit in football, as the Chargers had just two penalties on special teams that season, the fewest in the NFL. Dicker made 31-of-33 field goals (93.9 pct.), tying for the fourth-most made field goals in a single season by a Chargers kicker in history. Along with Dicker making all 35 extra point attempts, the team's 97.1 total kicking percentage (66-of-68) ranked No. 2 in the NFL. Dicker ended the season with a 94.5 career field goal percentage (52-of-55), the best by any kicker in NFL history with at least 50 career attempts.

FICKEN'S CAREER CAPSULE

PLAYING CAREER

Season/s	College/Pro Team	Position
1998-99	Arizona State University	Wide Receiver

BACKGROUND

UCLA
Defensive Assistant 2004-05
Offensive Assistant 2006

Minnesota Vikings
Assistant Running Backs 2007-08
Assistant Wide Receivers 2009-12
Assistant Special Teams 2013-20
Special Teams Coordinator 2021

Los Angeles Chargers
Special Teams Coordinator 2022-Present

Meanwhile, Davis stepped in as one of the best returners in the NFL during his rookie season. He led all qualified returners with a 16.0-yard punt return average and paced the AFC with 385 punt return yards. Davis earned AFC Special Teams Player of the Week after taking one of his punt returns for an 87-yard touchdown on Monday Night Football at the New York Jets. Punter JK Scott was also recognized as AFC Special Teams Player of the Week after he set a career high and single-game franchise record with seven punts placed inside the 20-yard line in the Week 13 victory at New England. Scott's 42.3-yard net punting average in 2023 was a career high and surpassed his mark from 2022 (41.5) as the best in a single season by a Charger in over 20 years. Davis (as a return specialist), Scott and long snapper Josh Harris were all named Pro Bowl alternates on special teams.

In his first season with the Bolts in 2022, Ficken coordinated a special teams unit that led the NFL by allowing just 3.1 yards per punt return, which was the best average allowed by any Chargers team in 50 years. He also oversaw the AFC's top kicking unit, making 31-of-33 field goals (93.9 pct.) despite deploying three different kickers on the year due to injury. The team's 93.9 field goal percentage ranked No. 2 in the NFL in 2022 and led the AFC.

That year, Los Angeles' unit saw three specialists win Special Teams Player of the Week — Dicker, Scott and kicker Dustin Hopkins. The Bolts were the first known team to have two different kickers win the weekly honor in the same season. Dicker was also named the AFC Special Teams Player of the Month for December/January, becoming the third Charger to earn an AFC Player of the Month award in their rookie season. Ficken tutored Dicker to earn All-Rookie honors from the *Professional Football Writers of Americ*a and set the NFL's rookie single-season field goal percentage record among players with 15 attempts by making 21-of-22 field goals (95.5 pct.). Scott, Harris and wide receiver DeAndre Carter (as a return specialist) were all named Pro Bowl alternates on special teams.

Ficken spent the first 15 years of his NFL career with the Minnesota Vikings, serving as the team's special teams coordinator in 2021 after assisting the unit for the prior eight seasons. He directed a special teams unit that led the NFC and ranked second in the league in kickoff return average (26.5), as kicker Greg Joseph led the conference with 33 made field goals, including a conference-best seven makes of 50-plus yards. Ficken's unit was ranked ninth in the NFL by Pro Football Focus, while punter Jordan Berry's gross average of 46.5 yards per punt ranked the best in franchise history. Under Ficken's guidance, running back Kene Nwagnwu led the NFL with two kickoff return touchdowns and was named *PFWA* All-Rookie as a kick returner. Nwagnwu, fullback C.J. Ham and long snapper Andrew DePaola were all named alternates for the Pro Bowl on special teams.

In the eight seasons (2013-20) prior, Ficken assisted with a special teams unit that produced seven different players to earn NFC Special Teams Player of the Week. He also helped coach wide receiver Cordarrelle Patterson to be twice named a Pro Bowler at kick returner (2013, '16 seasons) and win NFC Special Teams Player of the Month in September 2013.

Ficken helped Minnesota lead the NFL with three fumble recoveries on punt coverage in 2020, as rookie safety Josh Metellus recovered two of the fumbles and led all NFL rookies with nine special teams stops. Running back Mike Boone won NFC Special Teams Player of the Week after forcing one of the fumbles in a Week 4 win at Houston. One season prior, kicker Dan Bailey won the weekly conference award three times as the Vikings kicking unit totaled 121 points (postseason included) and made 22 field goals in a row, the longest streak in the NFL to close out the 2019 season. In 2017, kicker Kai Forbath was named NFC Special Teams Player of the Week after making a career-high six field goals in the Week 7 win vs. Baltimore. In the NFC Divisional Round victory over New Orleans, Forbath set the franchise record for the longest made field goal in the postseason, connecting from 53 yards out with less than two minutes remaining in regulation.

In 2016, Patterson was named to his second Pro Bowl after helping the Vikings pace the NFL with three total return touchdowns. Patterson's 31.7-yard kickoff return average led the league, as he became the first player to own the NFL's top mark in kickoff return average in three separate seasons. Minnesota led the NFL in kickoff return average in back-to-back seasons in 2015-16. Cornerback Marcus Sherels totaled two punt return touchdowns in 2016, tying the NFL lead. Sherels had a 77-yard punt return for a touchdown in 2015, earning him NFC Special Teams Player of the Week in a Week 8 win at Chicago.

Ficken assisted the kickoff coverage to hold opponents to a return average of 20.7 yards, the fourth-best mark in the NFL in 2014. In a Week 13 win over the Panthers, wide receiver Adam Thielen blocked and recovered a punt, returning it 30 yards for a touchdown en route to NFC Special Teams Player of the Week recognition. In Ficken's first season coaching special teams, Patterson was named a first-team All-Pro at kick returner by *The Associated Press* and received his first Pro Bowl nod as the kick returner after setting Minnesota's single-season franchise records in kickoff return yards (1,393), kickoff return average (32.4) and kickoff return touchdowns (two), leading the NFL in all categories. Patterson's 109-yard kickoff return touchdown in Week 8 remains the longest kickoff return score in NFL history. In the punt return phase, Sherels set the team record with a 15.2-yard-average, ranking second in the NFL. In a Week 7 win at the Giants, Sherels finished the game with a single-game Vikings record of 119 punt return yards.

Before assisting with the Minnesota special teams unit, Ficken coached four seasons (2009-12) for the Vikings as assistant wide receivers coach. He helped Sidney Rice and Percy Harvin III garner Pro Bowl recognition in Ficken's first season at the position. Ficken contributed to Harvin's development, which saw the Florida product win NFL Offensive Rookie of the Year recognition in 2009 after hauling in 60 passes for 790 yards and six touchdowns, moving the chains on 42 of those receptions. That same season, Rice recorded the first 1,300-yard receiving season in franchise history, finishing the campaign with 83 catches for 1,312 yards and eight touchdowns. Harvin went on to lead the Vikings with 71 catches for 871 yards (12.2 avg.) and five scores in 2010, before hauling in a career-best 87 catches for 967 yards (11.1 avg.) and six touchdowns in 2011.

Ficken began his NFL career by serving as the assistant running backs coach for Minnesota for two seasons (2007-08). His first year featured 2007 NFL Offensive Rookie of the Year Adrian Peterson, as Minnesota's run game led the NFL in 2007 with an average of 164.6 yards per game and as Peterson finished with 1,341 yards and 12 scores on the ground, adding Pro Bowl MVP to the trophy case in his first professional season. Peterson set the NFL's all-time single-game rushing record with 296 yards during his rookie season. The following year, Peterson led the NFL with 1,760 rushing yards, earning *AP* first-team All-Pro recognition and his second Pro Bowl selection.

A native of Centennial, Colo., Ficken broke into the coaching ranks as a defensive assistant (2004-05) and offensive assistant (2006) at UCLA after his playing career at Arizona State. During his time as a graduate assistant at UCLA, Ficken studied comparative education. Ficken played wide receiver two seasons (1998-99) for the Sun Devils and earned his bachelor's degree in business administration. As a player, he received the team's Scholar-Athlete Award and was a member of Gamma Beta Phi, the National Scholastic Honor Society.

Ficken and his wife, Andrea, have two sons, Wyatt and Jonathan, and one daughter, Gianna.

JESSE MINTER

DEFENSIVE COORDINATOR
6TH NFL SEASON | 2ND SEASON WITH CHARGERS

Jesse Minter enters his second season as defensive coordinator for the Chargers in 2025. One of the top young defensive minds in football, Minter's units with the Bolts in 2024 and the University of Michigan in 2023 allowed less than 18 points per game.

In his first season with the Bolts, Minter coordinated a Chargers unit that was the NFL's best scoring defense, allowing just 17.7 points per game. The defense also ranked No. 5 on third down (35.7 pct.) and seventh in passing defense (206.9 net passing yards per game), while pacing the NFL in red zone defense, allowing just 18 touchdowns on 40 drives in the red zone. Minter's defense featured three players that earned Pro Bowl recognition — safety Derwin James Jr., and outside linebackers Joey Bosa and Khalil Mack. James also was recognized as AFC Defensive Player of the Month for December/January and was named an *Associated Press* second-team All-Pro after being just one of four NFL players — and the only defensive back — to have 70 tackles, five sacks, an interception and five passes defensed in 2024.

Minter's defense was led by second-year linebacker Daiyan Henley's 142 tackles, which ranked No. 11 in the NFL. Henley posted a league-best nine games with at least 10 tackles, including six consecutive contests. His streak of six games with double-digit stops led the league in 2024 and was the longest streak by a Charger since the turn of the century. Minter also called a defense that saw a pair of rookie cornerbacks in Tarheeb Still and Cam Hart to take over starting roles during the season, with Still earning AFC Defensive Player of the Week for his efforts in the Week 13 victory at Atlanta. Meanwhile, second-year outside linebacker Tuli Tuipulotu led the team with 8.5 sacks, including a league-best six during the month of November.

MINTER'S CAREER CAPSULE

PLAYING CAREER

Season/s	College/Pro Team	Position
2002-05	College of Mount Saint Joseph	Wide Receiver

BACKGROUND

University of Notre Dame
Defensive intern 2006

University of Cincinnati
Graduate Assistant 2007-08

Indiana State University
Linebackers 2009-10
Defensive Coordinator 2011-12

Georgia State University
Defensive Coordinator 2013-16

Baltimore Ravens
Defensive Assistant 2017-18
Assistant Defensive Backs 2019
Defensive Backs 2020

Vanderbilt University
Defensive Coordinator/Safeties 2021

University of Michigan
Defensive Coordinator 2022-23

Los Angeles Chargers
Defensive Coordinator 2024-Present

In 2023 at the University of Michigan, Minter coordinated the country's top-ranked defense, capping the season with a College Football Playoff National Championship. That season, he coached the Wolverines to lead the nation in total defense (247.0) and scoring defense (10.4), allowing just 17 defensive touchdowns over 15 games, the second-fewest by any unit in the country despite playing in two more games than the leader. Adding the responsibilities of interim head coach for the season opener, Minter's leadership and direction guided the eventual National Champions to a victory over East Carolina, securing his first official victory as a head coach.

Minter was a finalist for the Broyles Award in 2022, an honor annually presented to the top assistant coach in college football, after leading a defense that finished top-10 in the nation in total defense, scoring defense, rushing defense and defensive pass efficiency, as four Wolverine defenders earned first- or second-team All-Big Ten recognition and three players were drafted, including first-round pick Mazi Smith.

Prior to joining Jim Harbaugh's staff in Ann Arbor in 2022, Minter served as a collegiate defensive coordinator at Vanderbilt (2021), Georgia State (2013-16) and Indiana State (2012-11), with a four-year stretch as an assistant on the defensive staff with the Baltimore Ravens (2017-20) — a period in which the Baltimore's unit ranked as the second-best total defense in the NFL over that four-year span and surrendered a league-low 292.9 yards per game in 2018, his first season tutoring the secondary. During his four seasons in Baltimore, the Ravens secured three postseason berths and back-to-back AFC North Division crowns (2018-19).

Minter's four seasons as defensive coordinator at Georgia State commenced as a period of foundational development, followed by a program-shifting advancement that saw the Panthers become bowl-eligible for the first time in program history in Minter's third season. After earning his first Broyles Award nomination in 2015, Minter led a defense that finished top-25 in the nation in red zone defense, yards per play allowed and defensive pass efficiency in 2016.

Over his four seasons at Indiana State (2009-12), the latter three as the program's defensive coordinator, Minter helped 13 Sycamores defenders earn All-Missouri Valley Football Conference recognition while leading the defense. Minter's unit ranked third in the FBS in scoring defense sixth in total defense in 2012, as the Sycamores secured their third-straight winning season for the first time since the 1960s.

Minter entered the coaching ranks as a defensive intern at the University of Notre Dame in 2006, before serving as a graduate assistant at the University of Cincinnati for two seasons (2007-08), helping coach the linebackers. After the defensive unit lead the nation in takeaways in 2007, the Bearcats won the Big East Conference title in 2008 during his second season and secured an appearance in the Orange Bowl.

Jesse is the son of Rick Minter, who served 10 seasons as head coach at the University of Cincinnati (1994-2003) during his 45-plus-year coaching journey. Rick spent time on Jesse's staff at Michigan and is currently a senior analyst for the Bolts.

A former wide receiver at Division III College of Mount Saint Joseph (2002-05), Minter helped the Lions reach 30 wins during his collegiate playing career, helping the program secure back-to-back Heartland Collegiate Athletic Conference titles over his final two seasons.

Minter and his wife, Rachelle, have three children — Millie, Monte and Mac.

GREG ROMAN

OFFENSIVE COORDINATOR
27TH NFL SEASON | 2ND SEASON WITH CHARGERS

A 26-year NFL coaching veteran, including 11 seasons directing offenses for four different NFL teams, Greg Roman enters his second season in Los Angeles as the Chargers offensive coordinator. When leading NFL offenses, Roman has helped his teams to a 112-59-1 (.654) regular-season record and eight playoff berths with three different teams and five different quarterbacks, including an appearance in Super Bowl XLVII with San Francisco in 2012. He oversaw a Chargers offense in 2024 that protected the football as well as any unit in the history of football. Under his guidance, the Bolts committed just eight turnovers, setting the franchise record and tying for the second-fewest offensive turnovers in a single season in NFL history.

Roman's offensive scheme allowed quarterback Justin Herbert to turn in the most efficient season of his career, as the fifth-year signal caller set career bests in passer rating (101.7) and interceptions thrown (three). His three interceptions and 0.6 interception percentage were both the second-best in a season in NFL history among players with at least 450 pass attempts. Herbert also had a stretch of 357 pass attempts without an interception, the fifth-longest streak in NFL history.

The passing attack featured rookie wide receiver Ladd McConkey, who emerged as a premier receiving threat, setting franchise rookie records with a team-high 82 catches and 1,149 receiving yards, while also hauling in seven touchdowns. Roman's offense also saw wide receiver Quentin Johnston reach new heights in his second pro season, as the TCU product led the team with a career-best eight touchdown catches, while also setting career highs in receptions (55) and receiving yards (711).

ROMAN'S CAREER CAPSULE

PLAYING CAREER

Season/s	College/Pro Team	Position
1990-94	John Carroll University	Defensive Line

BACKGROUND

Carolina Panthers
Offensive Line Assistant 1995-2001

Houston Texans
Tight Ends 2002-03
Quarterbacks 2004-05

Baltimore Ravens
Offensive Line Assistant 2006-07

Holy Spirit High School
Offensive Coordinator 2008

Stanford University
Associate Head Coach 2009-10

San Francisco 49ers
Offensive Coordinator 2011-14

Buffalo Bills
Offensive Coordinator 2015-16

Baltimore Ravens
Assistant Head Coach/Tight Ends 2017-18
Offensive Coordinator 2019-22

Los Angeles Chargers
Offensive Coordinator 2024-Present

Under Roman, the offensive line featured one the best tackle duos in football in Rashawn Slater and rookie Joe Alt. Slater played at the highest level of his career and earned the second Pro Bowl selection of his career. Meanwhile, Alt — the No. 5 overall selection in the 2024 NFL Draft — transitioned to be the team's starting right tackle after playing left tackle at the University of Notre Dame. Roman's coaching and scheme helped Alt earn All-Rookie recognition from the *Professional Football Writers of America* and to be named a second-alternate for the Pro Bowl. The rushing attack featured running back J.K. Dobbins to be a Comeback Player of the Year finalist after setting career bests with 905 rushing yards and nine touchdowns. The offense's blocking scheme helped the team total 17 touchdowns on the ground, the most by a Bolts offense since 2021 and the second-most by the Chargers in a decade.

Over his four seasons as offensive coordinator in Baltimore, Roman led an offense that ranked among the league's leaders in rushing attack, finishing top-three in total rushing offense all four seasons and producing NFL-best, top-ranking rushing units each of his first two years directing the charge.

In his first season at the helm, Roman, who was named *Associated Press* NFL Assistant Coach of the Year, guided the Ravens' offense to rank top in the league in rushing (206.0 yards per game) and second in the NFL in total offense (407.6) in 2019, as quarterback Lamar Jackson was named *AP* NFL Most Valuable Player behind a league-high 43 total touchdowns, a franchise-record and league-leading 37 passing scores and an NFL quarterback-record 1,206 rushing yards. The Ravens finished the 2019 campaign ranked No. 1 in the league in points per game (33.2), setting a new all-time NFL rushing record with 3,296 yards on the ground as well as the all-time record for average time of possession (34:37) in 16 games, becoming the first team in league history to average over 200 rushing yards and 200 passing yards per game in a season. Baltimore's offense featured tight end Mark Andrews, who led all NFL tight ends with 10 receiving scores, and running back Mark Ingram II, who tied the single-season franchise-record with 15 total touchdowns, as the Ravens recorded a franchise-best regular-season record of 14-2.

Following their run in 2019, the Roman-led offense yet again led the NFL in rushing in 2020 (191.9), totaling the third-most rushing yards in a 16-game regular season in league annals (3,071). The Ravens set a new single-season franchise record with 24 rushing scores, registering an NFL-best six games with at least 200 yards on the ground, with a franchise-record 404-yard output in a Week 17 win at Cincinnati. Baltimore's 24 rushing touchdowns in 2020 also set a new single-season franchise record.

In 2021, the Ravens finished third in the league with a run game that averaged 145.8 yards per game, ranking sixth overall in total offense (378.8). Roman's guidance helped Andrews earn *AP* first-team All-Pro status after setting franchise records in receptions (107) and receiving yards (1,361), as Andrews collected his second of three Pro Bowl nods during his four seasons with Roman. Baltimore's 2022 campaign featured season-ending injuries to Jackson and two starting wide receivers. Despite the adversity, the Ravens' offense still ranked No. 2 in the NFL in rushing offense (160.0) with an NFL-high 12 games with at least 150 rushing yards.

Prior to his record-setting tenure in Baltimore, Roman spent six seasons as the offensive coordinator for the San Francisco 49ers (2011-14) and Buffalo Bills (2015-16).

With Roman as offensive coordinator on Head Coach Jim Harbaugh's staff in San Francisco, the 49ers reached in three-straight NFC Championship Games (2011-13) and appeared in Super Bowl XLVII. Over his four seasons coordinating the offense, the 49ers recorded a 44-19-1 regular-season record. In their first season in the Bay Area, the 49ers went 13-3 and won the NFC West Division title, committing a league-low 10 turnovers, tying for the then-fewest in a single season in NFL history. The following season, en route to an NFC Championship and Super Bowl XLVII berth, Roman's offense ranked third in the NFL in both yards per play (5.97) and rushing yards per carry (5.97). In his first career postseason start, quarterback Colin Kaepernick set an NFL postseason record with 181 rushing yards in San Francisco's Divisional Round victory over the Packers. Roman's rushing offenses over his final three seasons each ranked within the top four of the league's top mark, boasting a third-place finish in 2013 with an average 137.6 rushing yards per game, following by a mark of 136.0 rushing yards per game in 2014, ranking fourth-best in the NFL.

In 2015, under Roman's direction, the Bills led the NFL in rushing with an average of 152.0 yards per game, totaling 24 rushing touchdowns of 20-plus yards and 53 explosive rushes, also a league-high. Buffalo sent four offensive players to the Pro Bowl following the 2015 campaign, including quarterback Tyrod Taylor, running back LeSean McCoy and center Eric Wood and guard Richie Incognito.

Roman spent two seasons under Harbaugh at Stanford University (2009-10), serving in the role of associate head coach and assistant head coach in 2010 after joining the Cardinal in 2009 as run game coordinator. A finalist for the Broyles Award in 2010, which is presented annually to the top assistant coach in college football, Roman led a Cardinal offense that helped the program put forth a 12-1 campaign, including a victory over Virginia Tech in the Orange Bowl. The Cardinal posted two victories over top-10 opponents in back-to-back weeks in 2009, No. 8-ranked Oregon and No. 9-ranked USC on the road, scoring over 50 points in each contest. During his time in Palo Alto, Calif., he guided running back Toby Gerhart and quarterback Andrew Luck to Heisman runner-up finishes in 2009 and 2010, respectively.

Entering the coaching ranks as an assistant on the expansion Carolina Panthers in 1995, Roman spent his first seven seasons working in a variety of capacities with the Panthers, aiding in the tutoring of the defensive backs, linebackers, tight ends, running backs and offensive line groups. Following his time in Carolina, Roman was hired by the Texans as the expansion club's tight ends coach in 2002, spending two seasons in that role before transitioning to quarterbacks coach in 2004. In his first season leading the quarterbacks group, Texans signal-caller David Carr totaled a career-high 3,531 passing yards and threw for a career-best 16 touchdowns.

Roman spent two seasons as the assistant offensive line coach with the Ravens (2006-07), helping tutor eventual Hall of Fame tackle Jonathan Ogden, who would be named to two of his 11-straight Pro Bowls over their two seasons together. In 2006, Roman's first season with the Ravens, Baltimore won the AFC North Division with a then-franchise-record 13 wins in the regular season. Roman then spent 2008 as offensive coordinator at his alma mater, Holy Spirit High School.

A former all-conference defensive lineman at John Carroll University (1990-93), Roman helped the Blue Streaks claim a share of the 1993 Ohio Athletic Conference title, finishing his collegiate career with 145 tackles, including 20 tackles for loss and 9.5 sacks. Roman earned All-South Jersey recognition as a senior at Holy Spirit High School in Absecon, N.J. A native of Ventnor, N.J., Roman and his wife, Dana, have three children — Connor, Gregory and Emily Grace.

ANDY BISCHOFF

RUN GAME COORDINATOR/TIGHT ENDS
13TH NFL SEASON | 2ND SEASON WITH CHARGERS

Andy Bischoff, who has over three decades of coaching experience from the NFL, CFL and high school football to the Chargers, enters his second season as run game coordinator/tight ends coach in 2025. He has a keen ability to develop players and is known for coaching a physical style of run game.

In his first season with the Bolts in 2024, Bischoff coordinated a rushing attack that featured running back J.K. Dobbins to be a Comeback Player of the Year finalist after setting career bests with 905 rushing yards and nine touchdowns. Bischoff's blocking scheme helped the team total 17 touchdowns on the ground, the most by a Bolts offense since 2021 and the second-most by the Chargers in a decade. His instruction contributed to tackle Rashawn Slater turning in one of the best seasons of his career, resulting in his selection to the second Pro Bowl of his career. In addition to Bischoff's responsibilities as run game coordinator, he tutored a tight ends room that featured free agent acquisition Will Dissly, who ranked third on the team with a career-high 50 catches, while also setting a career high with 481 receiving yards and adding a pair of touchdowns.

Bischoff came to Los Angeles after coaching tight ends for the New York Giants from 2022-23. He guided Darren Waller to rank second on the team in 2023 with 52 receptions and 552 yards despite missing five games. In his first season in New York, Bischoff coached rookie Daniel Bellinger to 30 catches in 12 games played and adding a touchdown grab in the Giants' NFC Wild Card victory. Prior to his time in the Big Apple, Bischoff coached tight ends in 2021 for the Houston Texans. That season, he coached Brevin Jordan to catch three touchdowns, ranking second in the NFL among rookie tight ends.

BISCHOFF'S CAREER CAPSULE

PLAYING CAREER

Season/s	College/Pro Team	Position
1989-92	University of South Dakota	Center

BACKGROUND

Cretin-Derham Hall High School
Offensive Line/Asst. Head Coach/Offensive Coord. ... 1993-2007

Montreal Alouettes (CFL)
Running Backs/Offensive Quality Control 2008-09
Running Backs/Special Teams/Off. Quality Control 2010-12

Chicago Bears
Tight Ends/Staff Coordinator 2013-14

Baltimore Ravens
Offensive Quality Control 2015
Offensive Assistant 2016-17
Offensive Assistant/Tight Ends 2018
Assistant Tight Ends 2019-20

Houston Texans
Tight Ends 2021

New York Giants
Tight Ends 2022-23

Los Angeles Chargers
Run Game Coordinator/Tight Ends 2024-Present

Over a six-season span (2015-20), Bischoff was on the coaching staff for the Baltimore Ravens. His greatest contributions came from 2018-20 working closely with current Chargers Offensive Coordinator Greg Roman to develop a dominant tight end room that included working with Benjamin Watson, Maxx Williams, Nick Boyle, Darren Waller, Kyle Juszczyk, Hayden Hurst, Mark Andrews and Patrick Ricard. During his time in Charm City, the Ravens led all NFL offenses with an average of 141.7 yards per game and made three postseason appearances along with a pair of AFC North titles, while setting the all-time NFL rushing record in 2019. That same year, Boyle, Hurst and Andrews became the first trio of tight end teammates to each have 30 receptions in the same season. He was instrumental in the development of Andrews, who was selected to his first Pro Bowl in 2019 after hauling in 64 receptions for 852 yards (13.3 avg.) and 10 touchdowns. Andrews led all NFL tight ends from 2019-20 with 17 touchdown grabs.

Bischoff spent a pair of seasons in Chicago (2013-14) as tight ends coach/staff coordinator for the Bears. In 2014, he coached tight end Martellus Bennett to a Pro Bowl selection after he led all NFL tight ends with 90 catches and ranked third among tight ends 916 receiving yards. Bennett was the first Bears tight end named an all-star since Hall of Famer Mike Ditka in 1965.

Before his time in the NFL, Bischoff coached five seasons in the Canadian Football League with the Montreal Alouettes (2008-12), helping the team win back-to-back Grey Cups from 2009-10. He was the running backs coach/offensive quality control his first two seasons and then added special teams coordinator responsibilities in 2010 for his final three years in Montreal. Bischoff coached running back Brandon Whitaker to post a career-best 1,381 rushing yards along with 638 receiving yards on 72 receptions in 2011.

Bischoff played college football at the University of South Dakota, serving as a stalwart center for the Coyotes from 1989-92. He earned a bachelor's degree in education from South Dakota before later earning his master's degree in education administration in 1997 from Minnesota State University, Mankato. Bischoff added a post-master's certificate in administration from St. Mary's University in 2006.

After his playing career, Bischoff immediately entered the coaching ranks, getting his start at Cretin-Derham Hall High School in his native St. Paul, Minn., in 1993. He worked as a teacher and coached there for 15 seasons, serving as an offensive line coach, assistant head coach and offensive coordinator. Bischoff helped the Raiders win 168 games and just 11 losses during that time, including an MSHSL State Championship in 1999. He helped coach 18 offensive linemen and three tight ends that went on to earn Division I scholarships.

Bischoff and his wife, Brittany, have two daughters, Makena and Morgan, and a son, Jay.

NaVORRO BOWMAN

LINEBACKERS

10TH NFL SEASON | 2ND SEASON WITH CHARGERS

A four-time first-team All-Pro linebacker with over 100 career games played, NaVorro Bowman enters his second season as linebackers coach for the Chargers in 2025. He began his coaching career as a defensive analyst in 2023 at the University of Maryland before joining the Bolts in 2024.

Bowman coached a linebackers room in 2024 that featured Daiyan Henley, who started every game of the season and ranked No. 11 in the NFL with a team-best 142 tackles in his second pro season, good for the seventh-most by any Charger in a single season since 2000. Henley posted an NFL-high nine games with at least 10 tackles, including six consecutive contests. His streak of six games with double-digit stops led the league in 2024 and was the longest streak by a Charger since the turn of the century.

In addition to Henley, Denzel Perryman and Troy Dye each topped 50 tackles, recorded a sack and had multiple quarterback hits, making the Bolts one of just six NFL teams in 2024 to feature three different linebackers to eclipse those numbers. As a unit, the linebackers were an integral part of the Chargers defense being the NFL's top scoring defense in 2024, allowing just 17.7 points per game. The defense also ranked No. 5 on third down (35.7 pct.) and seventh in passing defense (206.9 net passing yards per game), while pacing the NFL in red zone defense, allowing just 18 touchdowns on 40 drives in the red zone.

Before his time with the Chargers, Bowman served as a defensive analyst for the Maryland Terrapins in 2023, helping tutor the linebackers while aiding in game-planning and evaluation of the current roster. With a victory over Auburn in the Music City Bowl, the Terrapins clinched their third-straight season with a winning record and a bowl victory.

BOWMAN'S CAREER CAPSULE

PLAYING CAREER

Season/s	College/Pro Team	Position
2006-09	Pennsylvania State University	Linebacker
2010-17	San Francisco 49ers	Linebacker
2017	Oakland Raiders	Linebacker

BACKGROUND

University of Maryland
Defensive Analyst 2023

Los Angeles Chargers
Linebackers 2024-Present

Bowman appeared in 99 regular-season games (84 starts), along with eight postseason starts, for the San Francisco 49ers and Oakland Raiders, spending all eight seasons of his playing career in the Bay Area. He was named first-team All-Pro on four occasions, while also earning recognition as a three-time Pro Bowl selection. Bowman ended his 49ers tenure ranked inside the top five in franchise history in total tackles, solo tackles and tackles for loss, despite missing the entirety of the 2014 season due to injury. The District Heights, Md., native totaled 764 career tackles (557 solo), 48 tackles for loss, 14 sacks, five interceptions, 30 passes defensed, seven forced fumbles and six fumble recoveries in the regular season.

In 2013 with San Francisco, Bowman was named NFC Defensive Player of the Month for December and was the recipient of the Butkus Award, which is presented annually to the top linebacker in each level of football. That season, he led the 49ers with 143 tackles (118 solo) — Bowman's third-straight season with at least 140 stops defensively — guiding San Francisco to the NFC Championship Game for the third consecutive year.

The highlight of the season came with less than two minutes remaining in San Francisco's Week 16 win over the Atlanta Falcons on *Monday Night Football*, when Bowman collected an interception off a deflection and returned the takeaway 89 yards for a touchdown. The play was immortalized as *The Pick at the Stick*, securing the victory and clinching a postseason berth for the 49ers in what would be the final season, and final touchdown scored, at historic Candlestick Park. In the NFC Championship against Seattle, Bowman tore his ACL and MCL on a fourth quarter play, stripping away the ball on third-and-goal to stop a Seahawks drive. Officials incorrectly ruled that Seattle had maintained possession and rules at the time prevented replay review, so the play couldn't be overturned. In the ensuing offseason, NFL owners approved *The NaVorro Bowman Rule*, allowing officials to utilize instant replay for a loose-ball recovery.

A two-time All-Big Ten selection, Bowman played collegiately at Penn State (2006-09), totaling over 200 tackles for the Nittany Lions. Leading the team in tackles as a junior in 2008, Bowman tied Penn State's Bowl game record with five tackles for loss in the Rose Bowl against Southern California, earning first-team All-Big Ten recognition. Bowman graduated from Penn State in just three years with a bachelor's degree in criminal law and justice.

Bowman was selected as Maryland Defensive Player of the Year following his senior season at Suitland High School in Forestville, Md., where he registered 165 tackles, nine sacks and three fumble recoveries, while rushing for over 1,200 yards and 22 touchdowns offensively.

Bowman and his wife, Mikale, have four children — Stoni, Cali, NaVorro Jr., and Navi.

MARCUS BRADY

PASSING GAME COORDINATOR

8TH NFL SEASON | 2ND SEASON WITH CHARGERS

Marcus Brady enters his second season in 2025 as passing game coordinator for the Chargers. Brady, a three-time Grey Cup-champion as a coach, joined the Chargers in 2024, contributing on a coaching staff that oversaw the NFL's top unit at protecting the football.

In his first season with the Chargers, Brady coordinated a passing attack that saw quarterback Justin Herbert have the most efficient season of his career. The fifth-year signal caller set career bests in passer rating (101.7) and interceptions thrown (three), with Herbert's interceptions and 0.6 interception percentage marking the second-best in a season in NFL history among players with at least 450 pass attempts. Herbert also had a stretch of 357 pass attempts without an interception, the fifth-longest streak in NFL history. As a unit, the offense committed just eight turnovers in 2024, setting a franchise record and tying for the second-fewest offensive turnovers in a single season in NFL history.

The passing attack featured rookie wide receiver Ladd McConkey, who emerged as a premier receiving threat, setting franchise rookie records with a team-high 82 catches and 1,149 receiving yards, while also hauling in seven touchdowns. Brady's passing game also saw wide receiver Quentin Johnston reach new heights in his second pro season, as the TCU product led the team with a career-best eight touchdown catches, while also setting career highs in receptions (55) and receiving yards (711).

BRADY'S CAREER CAPSULE

PLAYING CAREER

Season/s	College/Pro Team	Position
1998-2001	California State University, Northridge	Quarterback
2002-03	Toronto Argonauts (CFL)	Quarterback
2004-05	Hamilton Tiger-Cats (CFL)	Quarterback
2006-08	Montreal Alouettes (CFL)	Quarterback

BACKGROUND

Montreal Alouettes (CFL)
Wide Receivers 2009-11
Offensive Coordinator 2012

Toronto Argonauts (CFL)
Offensive Coordinator 2013-17

Indianapolis Colts
Assistant Quarterbacks 2018
Quarterbacks 2019-20
Offensive Coordinator 2021-22

Philadelphia Eagles
Offensive Consultant 2022
Senior Offensive Consultant 2023

Los Angeles Chargers
Passing Game Coordinator 2024-Present

Brady previously was with the Philadelphia Eagles as a senior offensive consultant, helping the offense last season set a single-season franchise record and rank No. 3 in the NFL by posting a 48.0 third-down conversion rate. Brady helped quarterback Jalen Hurts post 38 combined touchdowns in 2023 (23 passing, 15 rushing), becoming the first Eagles signal-caller to record back-to-back season with at least 35 combined touchdowns and setting a single-season franchise record with 4,463 total yards, including a career-high 3,858 through the air.

The offense also featured wide receiver A.J. Brown, who registered the second-most catches (106) and receiving yards (1,456) by any Eagle in a single season in history. Brady first joined the Eagles partway through the 2022 season, helping Philadelphia clinch the top seed in the NFL entering the postseason and defeating San Francisco in the NFC Championship Game to secure an appearance in Super Bowl LVII.

Brady broke into the NFL with the Indianapolis Colts, working his way up to offensive coordinator from 2021-22. In his first season as the offensive coordinator, Brady led one of the top rushing attacks in football, as Indianapolis ranked No. 2 in the NFL in rushing yards per game (149.4) and yards per carry (5.5). The unit was led by running back Jonathan Taylor, who earned Associated Press first-team All-Pro honors after leading the league and setting franchise records with 1,811 rushing yards and 18 scores.

Prior to being the offensive coordinator, Brady was the quarterbacks coach from 2019-20 after his first season with the Colts as assistant quarterbacks coach in 2018. In his second season as quarterbacks coach, Brady helped quarterback Philip Rivers rank inside the top-10 in the NFL with 4,169 passing yards and a 60.8 completion percentage. In Brady's first season with the Colts as assistant quarterbacks coach, he helped instruct quarterback Andrew Luck to throw for 39 touchdowns, ranking No. 2 in the NFL that year, along with 4,593 yards and a career-best 98.7 passer rating. Luck earned recognition as AP Comeback Player of the Year and was selected to the Pro Bowl for the fourth time in his career.

Brady began his coaching career in the CFL, winning three Grey Cups over his nine seasons as a coach. He first coached wide receivers with the Montreal Alouettes from 2009-11, helping the team win back-to-back Grey Cups from 2009-10 before becoming offensive coordinator in 2012. He then joined the Toronto Argonauts as offensive coordinator from 2013-17, winning a Grey Cup in his final season before making the jump to the NFL. Brady played quarterback in the CFL seven seasons prior to his CFL coaching career, spending time with the Toronto Argonauts (2002-03), Hamilton Tiger-Cats (2004-05) and Montreal Alouettes (2006-08). For his career, he totaled 3,321 passing yards and 15 touchdown passes, while adding six rushing scores.

A native of San Diego, Calif., Brady played college football at Cal State Northridge. He made 43 consecutive starts under center for the Matadors, setting all-time program records for completions (1,036), passing yards (12,445) and passing touchdowns (109).

Brady and his wife, Sherrie, have two children, Saliyah and Aaden.

KIRK CAMPBELL

OFFENSIVE ASSISTANT

1ST NFL SEASON | 1ST SEASON WITH CHARGERS

Kirk Campbell joins the Los Angeles coaching staff in 2025 as an offensive assistant, marking his first NFL coaching experience. He is reunited with Chargers Head Coach Jim Harbaugh, who he coached under for two seasons at the University of Michigan.

Most recently, Campbell spent three seasons in Ann Arbor, Mich., as an offensive coach for the Wolverines. He was the offensive coordinator/quarterbacks coach in 2024 after working as quarterbacks coach in 2023 and an offensive analyst in 2022. In 2023, Campbell coached quarterback J.J. McCarthy to set single-season program records in completions percentage (72.3) and interception percentage (1.2). The eventual first-round pick by Minnesota in the 2024 NFL Draft earned first-team All-Big Ten honors for throwing 2,991 yards and 22 touchdowns, registering a 167.4 passing efficiency rating.

Campbell coached two seasons (2020-21) as offensive coordinator/quarterbacks coach at Old Dominion prior to his time at Michigan. He helped the Monarchs average over 28 points per game and over 380 total net yards per game. Prior to Old Dominion, he was an offensive analyst at Penn State from 2017-19, working with quarterbacks, scouting future opponents and assisting with the offensive game plan. Over that three-year span, the Nittany Lions averaged over 35 points per game.

Prior to his time at Penn State, he spent five years (2012-16) as the assistant head coach/offensive coordinator for Alderson Broaddas University. The offense averaged 34.7 points per game over that span. In his final season with the program, the team posted a 9-2 record and produced three All-America selections. Campbell was promoted to head coach for the 2017 season before departing to Penn State.

CAMPBELL'S CAREER CAPSULE

PLAYING CAREER

Season/s	College/Pro Team	Position
2004-08	Mercyhurst University	Wide Receiver

BACKGROUND

West Virginia Wesleyan University
Graduate Assistant 2009-10

Tiffin University
Wide Receivers/Tight Ends 2011

Alderson Broaddus University
Assistant Head Coach/Offensive Coordinator 2012-16

Pennsylvania State University
Offensive Analyst 2017-19

Old Dominion University
Offensive Coordinator/Quarterbacks 2020-21

University of Michigan
Offensive Analyst 2022
Quarterbacks 2023
Offensive Coordinator/Quarterbacks 2024

Los Angeles Chargers
Offensive Assistant 2025

Campbell spent the 2011 season as wide receivers/tight ends coach at Tiffin University. During that time, he worked on his master's degree in business administration and management, earning that degree from Tiffin in 2012. Campbell got his first coaching experience as a graduate assistant working with wide receivers at West Virginia Wesleyan University from 2009-10.

A native of Pittsburgh, Pa., Campbell prepped at West Allegheny High before studying communications at Mercyhurst University. He played wide receiver for the Lakers for five seasons (2004-08), graduating with his bachelor's degree in 2008.

Campbell and his wife, Lauren, have three daughters, Riley, Kinsley and McKenna.

JEFF CARPENTER

OFFENSIVE QUALITY CONTROL/TIGHT ENDS
3RD NFL SEASON | 2ND SEASON WITH CHARGERS

Jeff Carpenter enters his second season with the Chargers in 2025, continuing to support daily operations and game planning. Now serving as offensive quality control/tight ends coach, he shifts closer to the line of scrimmage after working with the receivers last season.

In his first season with the Chargers, Carpenter helped the offensive staff coach the NFL's top unit at protecting the football, committing just eight turnovers on the season, setting a franchise record and tying for the second-fewest offensive turnovers in a single season in NFL history. Carpenter helped develop wide receiver Quentin Johnston to new heights in his second pro season, as the TCU product led the team with a career-high eight touchdown catches, while also setting career highs in receptions (55) and receiving yards (711). Carpenter also helped onboard rookie wide receiver Ladd McConkey, who emerged as a premier receiving threat, setting franchise rookie records with a team-high 82 catches and 1,149 receiving yards, while also hauling in seven touchdowns.

Carpenter joined the Chargers staff after working as an analyst at Virginia Tech from 2022-23. In his final year in Blacksburg, Va., he helped the Hokies offense average nearly 30 points per game and run for 189.8 yards per game, capping the season with a victory over Tulane in the Military Bowl. Before his time at Virginia Tech, Carpenter worked as an offensive analyst at Louisiana State in 2021, helping the Tigers defeat a pair of ranked opponents, including No. 15 Texas A&M, to appear in the Texas Bowl.

Prior to Louisiana State, Carpenter coached at his alma mater, Penn State, as an offensive graduate assistant in 2020 and offensive quality control coach from 2018-19. He worked with eventual NFL first-round choice Jahan Dotson in 2020, helping the receiver haul in 52 catches for 884 yards (17.0 avg.) and eight scores. In 2019, Carpenter worked on a staff that coached the Nittany Lions to finish ranked No. 9 by The Associated Press after recording an 11-win season and a victory over Memphis in the Cotton Bowl.

CARPENTER'S CAREER CAPSULE

BACKGROUND

Pennsylvania State University
Undergraduate Assistant 2011-14

Houston Texans
Operations/Quality Control 2015

Princeton University
Quality Control 2016

Bryant University
Quarterbacks 2017

Pennsylvania State University
Offensive Quality Control 2018-19
Offensive Graduate Assistant 2020

Louisiana State University
Offensive Analyst 2021

Virginia Polytechnic Institute and State University
Analyst 2022-23

Los Angeles Chargers
Offensive Quality Control/Wide Receivers 2024
Offensive Quality Control/Tight Ends 2025

Carpenter served as the quarterbacks coach at Bryant University in 2017, as he helped signal-caller Prince Wilson to set a single-season school record with 3,311 passing yards. Before his time at Bryant, Carpenter spent the 2016 season at Princeton University as a quality control coach, working with the offensive line and helping the Tigers win the Ivy League title.

Carpenter collected his first NFL experience as a football operations intern during training camp in 2014 for the Houston Texans before returning as operations and assisting in quality control for the Texans in 2015, helping Houston claim an AFC South Division Title.

A native of Ipswich, Mass., Carpenter is married to his wife, Rachel.

STEVE CLINKSCALE

DEFENSIVE BACKS

2ND NFL SEASON | 2ND SEASON WITH CHARGERS

Steve Clinkscale enters his second season as defensive backs coach for the Chargers in 2025. He is one of football's most experienced secondary coaches, spending each of his 24 years as a coach, including 23 at the collegiate level, coaching defensive backs.

Clinkscale coached a defensive backs group for the Chargers in 2024 that featured 11 different players to make starts throughout the season, including a pair of in-season acquisitions. The defensive backs were key to the unit leading the NFL in scoring defense, allowing just 17.7 points per game. Los Angeles was also the best red zone defense in football, allowing touchdowns on just 45.0 percent of red zone drives.

The group was led by safety Derwin James Jr., who was named to his fourth Pro Bowl and an *Associated Press* second-team All-Pro after being just one of four NFL players — and the only defensive back — to have 70 tackles, five sacks, an interception and five passes defensed in 2024. James earned league recognition as AFC Defensive Player of the Month for December/January after posting three sacks, seven tackles for loss, an interception and a pair of pass breakups in the final six weeks of the season.

Clinkscale was tasked with onboarding a pair of rookie cornerbacks in Tarheeb Still and Cam Hart to take over starting roles during the season, with Still earning AFC Defensive Player of the Week for his efforts in the Week 13 victory at Atlanta. Clinkscale also helped get defensive back Elijah Molden up to speed after his acquisition via trade at the end of the preseason, as the Washington product set single-season career bests in tackles (72), interceptions (three) and pass breakups (seven).

CLINKSCALE'S CAREER CAPSULE

PLAYING CAREER

Season/s	College/Pro Team	Position
1995-99	Ashland University	Defensive Back

BACKGROUND

Ashland University
Defensive Backs 2001-07

Western Carolina University
Defensive Backs 2008

University of Toledo
Special Teams Coordinator/Cornerbacks 2009-11

University of Illinois
Cornerbacks 2012

University of Cincinnati
Defensive Backs 2013-14
Defensive Coordinator/Defensive Backs 2015

University of Kentucky
Defensive Backs 2016-18
Defensive Passing Game Coordinator/Defensive Backs .. 2019-20

University of Michigan
Defensive Passing Game Coordinator/Defensive Backs ... 2021
Co-Defensive Coordinator/Defensive Backs 2022-23

Los Angeles Chargers
Defensive Backs 2024-Present

Prior to the Chargers, Clinkscale was the co-defensive coordinator/defensive backs coach at the University of Michigan, leading a unit that served as a stalwart for the top-ranked total defense in college football, allowing just 247.0 total net yards per game en route to a College Football Playoff National Championship and perfect 15-0 season. The Wolverines also led the nation with an average of just 10.4 points allowed per game, permitting just 17 defensive touchdowns in 15 games — the second fewest by any unit in the country despite playing two more games than the leader.

From 2022-23, Clinkscale, under the guidance of Chargers Defensive Coordinator Jesse Minter, the Wolverines ranked No. 2 in the nation in total defense (268.8), earning the program's first berth in the College Football Playoff.

The Wolverines were champions of the Big Ten Conference and appeared in the College Football Playoff in each of Clinkscale's three seasons in Ann Arbor. Over his tenure, two Michigan defensive backs were named All-Americans, as cornerbacks Mike Sainristil and Will Johnson earned first-team All-Big Ten on top of their All-America acknowledgement. Clinkscale's guidance also led to safety Daxton Hill to first-team all-conference honors and an eventual first-round draft selection, as cornerback D.J. Turner, a second-team All-Big Ten honoree was eventually taken in the second round of the annual draft.

Prior to his tenure at Michigan, Clinkscale spent five seasons at the University of Kentucky (2016-20). Leading the defensive backfield, Clinkscale added the title of defensive pass game coordinator from 2020-21. Over his final three seasons in Lexington, the Wildcats' defense ranked top-four in the Southeastern Conference in pass defense, leading the conference in 2019 and 2020. Kentucky's defense posted a conference-best 16 interceptions in 2020, ranking third nationally.

In his first season at Kentucky (2016), Clinkscale helped mold a secondary that provided all 13 of the team's interceptions, as all-conference safety and eventual two-time Super Bowl champion Mike Edwards hit the century mark in total tackles and recorded three of interceptions. The following season, Edwards earned his second All-SEC nod.

In 2018, Clinkscale helped Kentucky achieve one of the best seasons in program history, posting a 10-3 record – the best mark for a Wildcats squad since 1977 — and finishing No. 12 in the final *AP* poll. Under Clinkscale's direction, Edwards claimed his third All-SEC acknowledgement, becoming just the second defensive back in program history to record over 300 tackles in a career, adding 10 interceptions and two takeaways returned for touchdowns. Following the season, Edwards was selected in the third round of the 2019 NFL Draft. Despite Edwards' departure, Clinkscale led his productive secondary unit to rank second nationally in fewest touchdown passes allowed (nine) and third in passing yards allowed per game (167.8) in 2019. Clinkscale also mentored Lonnie Johnson for two seasons (2017-18) at Kentucky before he would go on to be selected in the second round (54th overall) of the 2019 NFL Draft by the Houston Texans.

Clinkscale served three seasons as defensive backs coach at the University of Cincinnati (2013-15), adding defensive coordinator responsibilities in his final season, helping the Bearcats appear in a bowl game following each of his three years. As defensive coordinator in 2015, Clinkscale's unit ranked third in the American Athletic Conference in passing yards allowed per game (216.5).

Prior to coaching the cornerbacks at the University of Illinois in 2012, Clinkscale had a three-year tenure at the University of Toledo (2009-11), where he was special teams coordinator and cornerbacks coach for the Rockets.

Under his direction, Clinkscale's kickoff return unit tanked top-20 in the nation in 2010 (11th) and 2011 (17th), as Eric Page became one of the top returners in the country. Clinkscale helped Page earn All-Mid-American Conference recognition at three different positions in 2010, as he was the only player at the FBS level to return three kickoffs for touchdowns. Page was recognized as a finalist for the Paul Hornung Award as a junior in 2011, which is given annually to the nation's most versatile player. Defensively, Toledo's defense consistently improved as a unit under Clinkscale leading the defensive backfield. Under his direction, the Rockets ranked among the country's leaders in takeaways each of his three seasons. Prior to Toledo, Clinkscale spent 2008 as defensive backs coach at Western Carolina University.

Clinkscale entered the coaching ranks at his alma mater, Ashland University, in 2001, leading the defensive backs over a seven-year tenure (2001-07). Under his guidance, two Eagles earned All-America nods — Devin Conwell and Toure Carter — as Conwell was named 2005 GLIAC Defensive Back of the Year one season after leading all of Division II in solo tackles per game. The Eales ranked second in all of Division II in scoring defense in 2005.

A native of Youngstown, Ohio, Clinkscale was a four-year starter and team captain at Ashland (Ohio), capping his playing career by participating in the 2000 Snow Bowl, a Division II All-Star Game. Clinkscale earned his bachelor's degree in sports science with a concentration in therapeutic recreation from Ashland in 2000.

Clinkscale and his wife, Elaine, are parents to six children — Isaiah, Elijah, Zion and Zivon, Brandon Jr. and Carlo Jr.

SHANE DAY

QUARTERBACKS

17TH NFL SEASON | 4TH SEASON WITH CHARGERS

Shane Day returns to the Chargers in 2025 as quarterbacks coach for his fourth season with the team and second in a row. One of the top quarterback gurus in football, Day has coached a pair of players to Pro Bowl selections, including Chargers quarterback Justin Herbert in 2021. In each of the last two seasons, Day has helped coach offenses that led the NFL in fewest giveaways.

In his first season back with the Chargers in 2024, Day's impact on the offense was evident, as Herbert turned in the most efficient season of his career. The fifth-year signal caller set career bests in passer rating (101.7) and interceptions thrown (three), with Herbert's interceptions and 0.6 interception percentage marking the second-best in a season in NFL history among players with at least 450 pass attempts. Herbert also had a stretch of 357 pass attempts without an interception, the fifth-longest streak in NFL history. As a unit, the Los Angeles offense committed just eight turnovers in 2024, setting a franchise record and tying for the second-fewest offensive turnovers in a single season in NFL history.

Before returning to the Bolts, Day worked as a senior offensive assistant with the Houston Texans in 2023, assisting the offense to lead the NFL in fewest giveaways (14) and rank No. 2 with 41 passing plays of 25-plus yards. He also helped quarterback C.J. Stroud be selected to the Pro Bowl and earn Offensive Rookie of the Year honors from *The Associated Press* and the *Professional Football Writers of America*. Under Day's tutelage, Stroud eclipsed 4,000 passing yards and threw 23 touchdowns to lead the Texans to an AFC South title and a playoff victory, becoming the first quarterback selected with a top-five NFL Draft pick in over a decade to win a postseason game as a rookie.

In his first stint with the Chargers from 2021-22, Day coordinated the passing attack and coached quarterbacks, helping Los Angeles to a postseason appearance in his second season with the team. He coached Justin Herbert turn in a pair of record-setting seasons for the Bolts, setting all-time franchise marks in passing yards (5,014) passing touchdowns (38) and games with 300-plus passing yards (nine) in 2021 and completions (477) and passing attempts (699) the following season. Herbert was named a Pro Bowler following the 2021 season, starting at quarterback for the AFC, and was named AFC Offensive Player of the Week three times that year. He became the third-youngest player to throw for 5,000 yards in a single season (23 years, 305 days) and is the only player to throw for 5,000 yards and rush for 300 yards in the same season. In the team's *Sunday Night Football* victory over Pittsburgh in 2021, Herbert threw for 382 yards and ran for 90, becoming the only player ever to top 350 passing yards and 90 rushing yards in a single game.

DAY'S CAREER CAPSULE

PLAYING CAREER

Season/s	College/Pro Team	Position
1996-97	Rhodes College	Wide Receiver

BACKGROUND

Auburn Riverside High School
Wide Receivers 2001
Quarterbacks 2002
Offensive Coordinator/Quarterbacks 2003-04

University of Michigan
Offensive Quality Control 2006

San Francisco 49ers
Offensive Quality Control 2007-09

Chicago Bears
Quarterbacks 2010-11

University of Connecticut
Quarterbacks 2012-13

Washington Redskins
Assistant Offensive Line 2014-15

Miami Dolphins
Tight Ends 2016-18

San Francisco 49ers
Quarterbacks 2019-20

Los Angeles Chargers
Passing Game Coordinator/Quarterbacks 2021-22

Houston Texans
Senior Offensive Assistant 2023

Los Angeles Chargers
Quarterbacks 2024-Present

Day coordinated a passing attack that ranked No. 3 in the NFL from 2021-22 (276.0 net passing yards per game). The unit that finished 2022 as the third-best passing offense in football (269.6) and tied for second in 2021 (282.4). The Los Angeles offense led the NFL in 2021 with 22 fourth-down conversions and seven two-point conversions, while also ranking No. 4 in total offense (390.2 total net yards per game). That season, the unit set single-season team records for first downs (401), passing touchdowns (38) and fewest fumbles (10). The Bolts offense also scored 181 fourth-quarter points in 2021, good for the second-most in a season in NFL history.

With Day's influence on the offense, running back Austin Ekeler led the NFL with 38 touchdowns from 2021-22, while his 13 receiving scores led all running backs. In 2021, Ekeler hauled in eight touchdown catches, joining all of Famer Marshall Faulk (2000 and '01) as the only running backs in the common draft era (since 1967) to post multiple seasons with eight or more receiving touchdowns. Day also coordinated a passing attack that saw the team's single-season receptions record set each year — wide receiver Keenan Allen has 106 catches in 2021, while Ekeler had 107 receptions in 2022. Meanwhile, in 2021, wide receiver Mike Williams registered five go-ahead touchdowns in the fourth quarter or overtime, the most by any player in a single season in NFL history.

Prior to joining the Chargers, Day spent two seasons (2019-20) directing the quarterbacks for the San Francisco 49ers. Over those two years, three different 49ers quarterbacks recorded starts. In 2019, Day coached Jimmy Garoppolo to be named *Sporting News* Comeback Player of the Year after finishing top-five in the NFL among qualified passers in both touchdown passes (27) and completion percentage (69.1). Garoppolo led San Francisco that season to win the NFC West with a 13-3 record and represent the NFC in Super Bowl LIV. Garoppolo's 102.0 passer rating in 2019 was the best in a season by a 49ers quarterback in over 20 seasons (Hall of Famer Steve Young, 104.7 rating in 1997).

Day returned to the Bay Area after working with the Miami Dolphins for three seasons (2016-18), coaching the team's tight end group. In his first season in South Florida, the team posted 10 wins, winning nine of the team's final 11 games. After losing Pro Bowler Jordan Cameron in Week 3, Day coached Dion Sims to finish the 2016 season with a career-high four touchdown catches. In 2018, Day was tasked with helping transition second-round pick Mike Gesicki to the NFL.

Before his time with the Dolphins, Day was an assistant offensive line coach in Washington. He coached there two seasons (2014-15) under then-offensive coordinator Sean McVay. Day helped coach tackle Trent Williams to a pair of Pro Bowl nods and a second-team *AP* All-Pro selection following the 2015 season. During his tenure with Washington, Day worked with an offensive front that protected quarterback Kirk Cousins, who led the NFL in 2015 with a 69.8 completion percentage.

Day was a two-sport athlete as an undergraduate at Rhodes College in Memphis, Tenn., playing football and baseball. A letter-winning wide receiver on the football team, Day began as a middle infielder for the Lynx baseball team before finding a contributing role as an outfielder. Day later earned a degree in English from his hometown institution, Kansas State University, in 1999.

After his playing career, Day entered the coaching ranks at the high school level. He worked as a salesman at Sears and as a high school laboratory associate, while doubling as a high school football coach. Day first worked with the wide receivers at Auburn (Wash.) Riverside High in 2001 before coaching quarterbacks and eventually earning the offensive coordinator position.

Day spent the 2006 season as an offensive quality control coach at the University of Michigan, helping tutor eventual NFL quarterback Chad Henne. Day then broke into the NFL, serving in the same capacity for three seasons (2007-09) with San Francisco. In his first stint with the 49ers, Day mainly helped the running backs group in 2007 before focusing on the offensive line for the next two years.

After his time in the Bay Area, Day coached quarterbacks for the Chicago Bears for two seasons (2010-11). His first season saw quarterback Jay Cutler lead the Bears to win the NFC North with an 11-5 record and advance to the NFC Championship. In 25 starts at quarterback under Day, Cutler led the Bears to a 17-8 record in the regular season. Cutler's .680 winning percentage as the starter was the third-best in the conference over that span among quarterbacks with at least 20 starts.

Day left the Windy City to return to the college ranks, coaching quarterbacks from 2012-13 at the University of Connecticut for two seasons. After the team started 0-9 in 2013, Day took over offensive play-calling duties, leading the Huskies to average 33.7 points per game and a 3-0 record in the final three games of the season.

MIKE DEVLIN

OFFENSIVE LINE

30TH NFL SEASON | 2ND SEASON WITH CHARGERS

Mike Devlin enters his second season as the offensive line coach for the Chargers in 2025, bringing three decades of NFL experience as a player and coach. He has tutored nine players to be selected to a combined 18 Pro Bowls, including former Jets center Nick Mangold, who Devlin helped coach to seven Pro Bowl nods and a pair of *Associated Press* first-team All-Pro selections.

Devlin continued to showcase his ability to develop and refine talented players in his first season with the Bolts, helping tackle Rashawn Slater to play at the highest level of his career and earn a Pro Bowl nod, the second of his career. Devlin was also tasked with tutoring rookie tackle Joe Alt, who the Bolts drafted with the No. 5 overall selection, transition to be the team's starting right tackle after playing left tackle at the University of Notre Dame. Devlin's coaching helped Alt earn All-Rookie recognition from the *Professional Football Writers of America* and to be named a second-alternate for the Pro Bowl.

On the season, Devlin's unit protected quarterback Justin Herbert to have the most efficient year of his career, setting career bests in passer rating (101.7) and interceptions thrown (three). Herbert's three interceptions and 0.6 interception percentage were the second-best in a season in NFL history among players with at least 450 pass attempts. The line also kept Herbert upright to have a stretch of 357 pass attempts without an interception, the fifth-longest streak in NFL history.

From 2022-23, Devlin helped tutor an offensive front in Baltimore that helped the Ravens lead the AFC and ranked No. 2 in the NFL over that span in rushing offense, averaging 158.3 yards per game on the ground. Last season, the group protected quarterback Lamar Jackson to be named *AP* Most Valuable Player for the second time in his career after throwing for 3,678 yards and 24 touchdowns while also adding a team-high 821 yards and five scores on the ground. With the help of Devlin and the offensive line, Baltimore posted a league-best 13-4 record to hold the No. 1 seed in the AFC playoffs.

DEVLIN'S CAREER CAPSULE

PLAYING CAREER

Season/s	College/Pro Team	Position
1989-92	University of Iowa	Center
1993-95	Buffalo Bills	Center
1996-99	Arizona Cardinals	Center

BACKGROUND

Arizona Cardinals
Offensive Quality Control 2000
Assistant Offensive Line 2001-03

University of Toledo
Offensive Line 2004-05

New York Jets
Tight Ends/Assistant Offensive Line 2006
Offensive Line 2007
Tight Ends/Assistant Offensive Line 2005-12
Offensive Line 2013-14

Houston Texans
Offensive Line 2015-20

Baltimore Ravens
Assistant Offensive Line 2022-23

Los Angeles Chargers
Offensive Line 2024-Present

Devlin joined the Ravens after spending the 2021 season as a senior analyst at Rice University following a six-season tenure as the offensive line coach for the Houston Texans (2015-20). He coached tackle Laremy Tunsil to back-to-back Pro Bowl selections to close out his time with Houston. Devlin tutored an offensive line that protected quarterback Deshaun Watson to be named a Pro Bowler three times, including in 2020 when he recorded career highs in passing yards (4,823) passing touchdowns (33) and passer rating (112.4). In 2018, Devlin's group paved the way for a rushing attack that averaged 126.3 yards per game, ranking fourth in the AFC and No. 8 in the NFL.

Prior to his time in Houston, Devlin spent nine seasons with the New York Jets (2006-14), where he helped coach the team to three playoff berths and a pair of appearances in the AFC Championship Game. He helped Nick Mangold earn six of his seven Pro Bowl career selections during his tenure in The Big Apple. Devlin exclusively coached the New York offensive line for three years (2007, '13-14), while serving as tight ends/assistant offensive line coach in 2006 and from 2008-12.

Devlin tutored the offensive line in 2014 to lead the AFC in rushing offense, averaging 142.5 yards per game. A year earlier, his unit paved the path for the rushing attack to rank No. 6 in the NFL (134.9). While working with the tight ends, Devlin coached Dustin Keller to lead the Jets offense in 2011 with a career-high 65 receptions for 815 yards (12.5 avg.) and five touchdowns. A year earlier, Keller was the first Jets tight end in 25 years to lead the team in receptions.

A graduate of Cherokee High School in Marlton, N.J., Devlin was born in Blacksburg, Va., when his father, John Devlin, was a coach at Virginia Tech during his three decades on the sidelines as a college and professional coach. After graduating from Cherokee High, Devlin played four seasons at the University of Iowa (1989-92), earning Big Ten Offensive Lineman of the Year and first-team All-American honors following his senior season. He also was recognized as a first-team All-Big Ten recipient in 1991.

Devlin then was selected by the Buffalo Bills in the fifth round (136th overall) of the 1993 NFL Draft, going on to appear in 101 regular-season games, including 27 starts, for the Buffalo Bills (1993-95) and Arizona Cardinals (1996-99). As a rookie, he helped the Bills claim their fourth-straight AFC Championship and appear in Super Bowl XXVIII.

Following his seven-year playing career in the NFL, Devlin immediately joined the coaching ranks as an offensive quality control coach for the Cardinals, working in that role for the 2000 season before being promoted to assistant offensive line coach. He assisted the offensive line from 2001-03, helping the team post a third-down rushing conversion rate of 52.4 percent over that span, good for No. 6 in the NFL.

Devlin's first opportunity overseeing an offensive line occurred in 2004 when he led the group at the University of Toledo, spending two seasons coaching the Rockets' offensive front — a stretch in which Devlin's unit helped Toledo claim the Mid-American Conference title in 2004 and tutored eventual third-round pick in the 2005 NFL Draft, tackle Nick Kaczur.

Off of the gridiron, the Devlin family has founded and championed various charitable organizations, including Devlin's Helping Hands and two events that benefit a number of organizations, The Devlin Football Camp and The John S. Devlin Golf Tournament.

Devlin and his wife, Julie, have two sons, Zachary and Matthew, and two daughters, Hallie and Carlie. The couple also has two granddaughters, Isla Kate and Adaline Irma, and a grandson, Caden Michael.

MIKE ELSTON

DEFENSIVE LINE

2ND NFL SEASON | 2ND SEASON WITH CHARGERS

With 23 years of coaching experience at the collegiate level, leading and teaching some of the best defensive players in college football over two-plus decades, Mike Elston joined the Chargers in 2024 as defensive line coach for his first foray into the NFL. Elston continues in that role in 2025 for his second season with the Bolts.

Elston coached a defensive line in 2024 that anchored the NFL's top scoring defense, allowing just 17.7 points per game. The group's hard-nosed mentality was key to the defense being the league's best in the red zone, allowing just 18 touchdowns on 40 drives in the red zone. The Los Angeles defense was also ranked No. 5 on third down (35.7 pct.) and seventh in passing defense (206.9 net passing yards per game).

The defensive line featured Morgan Fox, who led the room with 3.5 sacks, and Poona Ford, who set career bests in tackles for loss (eight) and pass breakups (five), while picking off the first pass of his career and tying career highs in sacks (three) and quarterback hits (nine). Ford's Week 1 performance made him just the second interior defensive lineman in the last 15 seasons to have a tackle for loss, an interception and multiple pass breakups in a single game. Elston also helped transition fullback/defensive lineman Scott Matlock to contribute on offense as well as defense, as Matlock played over 120 snaps each on offense, defense and special teams, becoming the first NFL player to do so in the last 15 years.

Elston arrived in Los Angeles after directing the defensive line at his alma mater, the University of Michigan, helping the unit guide the Wolverines to a CFP National Championship and perfect 15-0 record in 2023. Elston's front helped Michigan defense lead the nation in total defense (247.0) and scoring defense (10.4), allowing just 17 defensive touchdowns over 15 games, the second fewest by any unit in the country despite playing in two more games than the leader.

ELSTON'S CAREER CAPSULE

PLAYING CAREER

Season/s	College/Pro Team	Position
1993-96	University of Michigan	Outside Linebacker

BACKGROUND

University of Michigan
Student Assistant 1997
Intern 1998
Graduate Assistant 1999-2000

Eastern Michigan University
Defensive Ends 2001
Defensive Line/Recruiting Coordinator 2002-03

Central Michigan University
Defensive Line 2004
Co-Defensive Coordinator/Defensive Line 2005
Special Teams Coordinator/Linebackers 2006

University of Cincinnati
Special Teams Coord./Tight Ends/Recruiting Coord. 2007-08
Asst. Head Coach/Special Teams Coord./Defensive Line 2009

University of Notre Dame
Special Teams Coordinator/Defensive Line 2010
Defensive Line 2011-14
Linebackers/Recruiting Coordinator 2015-16
Defensive Line/Recruiting Coordinator 2017
Assistant Head Coach/Defensive Line 2018-21

University of Michigan
Defensive Line/Recruiting Coordinator 2022-23

Los Angeles Chargers
Defensive Line 2024

The former Maize and Blue linebacker returned to Michigan in 2022, helping four Wolverines defensive linemen earn All-Big Ten recognition, as Mike Morris was named Smith-Brown Big Ten Defensive Lineman of the Year and Mazi Smith, who joined Morris with All-America honors, was later selected in the first round of the 2023 NFL Draft by the Dallas Cowboys. The Michigan defense finished top-10 in the nation in total defense, scoring defense, rushing defense and defensive pass efficiency en route to an appearance in the College Football Playoff.

Prior to his time in Ann Arbor, Elston spent 12 seasons at the University of Notre Dame in a variety of capacities, helping the Irish reach 11 bowl games, including two CFP appearances and one BCS National Championship Game berth. Elston tutored 12 eventual NFL Draft selections while at Notre Dame, including five defensive linemen selected from 2019-21.

Elston started his decade-plus tenure in South Bend as special teams coordinator/defensive line in 2010, a post he would hold for two seasons, before serving primarily as the defensive line coach from 2012-14. Elston added the role of recruiting coordinator in 2015, coaching linebackers for two seasons, before returning to lead the defensive line in 2017. He then was Notre Dame's associate head coach from 2017-20, while continuing to direct the defensive line, before advancing to run game coordinator in 2021, his final season with the Irish. Notre Dame reached double-digit wins in each of Elston's final five seasons coaching for the Irish.

As run game coordinator in 2021, Elston helped direct a defense that ranked top-10 in third-down conversion rate (10th) and defensive touchdowns allowed (seventh), as the Irish appeared in the 2022 PlayStation Fiesta Bowl and finished the season ranked eighth in the final AP Poll. One season prior, Notre Dame's defense ranked sixth in the nation in third-down conversion percentage, totaling six straight games of allowing less than 100 yards rushing by the opponent in 2020, paving the way toward the program's second appearance in the College Football Playoff. The Irish's run support was guided by standout efforts from defensive linemen Myron Tagovailoa-Amosa and Kurt Hinish, who joined linebackers Ade Ogundeji and Daelin Hayes as All-Atlantic Coast Conference honorees.

Elston helped lead a Notre Dame squad that reached 12 wins for just the second time since 1990 in 2018, as the Irish made their first appearance in the College Football Playoff in his first season as associate head coach/defensive line. His defensive front combined for 23.5 sacks and over 40 tackles for loss in 2018. Elston's guidance and development proved critical in 2015, Elston's first season coaching the linebackers group, as consensus All-American linebacker Jaylon Smith became the only Power 5 linebacker to eclipse 100 tackles in back-to-back seasons. Elston's path also included the development of Stephon Tuitt and Louis Nix III, who were selected in the second and third rounds, respectively, of the 2014 NFL Draft, as the pair became the first tandem of Notre Dame defensive linemen to each be chosen in the top three rounds of the same draft since 1997. Elston's group in 2012 helped the defense remain stout, allowing just four rushing touchdowns — the fewest by any team in the FBS that season.

After his playing career culminated, Elston remained at Michigan, serving as a student assistant for the Wolverines' 1997 National Championship season, his first step in the coaching profession. After assisting the staff as a video intern in 1998, Elston moved into a graduate assistant role, working with the outside linebackers in 1999 and 2000, before landing a full-time position at Eastern Michigan University in 2001. Elston spent three seasons at Easton Michigan (2001-03), advancing to recruiting coordinator/defensive line over his final two years.

Elston then spent three seasons at Central Michigan University, starting as the Chippewas defensive line coach before being promoted to co-defensive coordinator/defensive line in 2005, before overseeing the special teams units and coaching linebackers in 2006. As co-defensive coordinator/defensive line coach in 2005, Elston's mentorship of Dan Bazuin helped the eventual MAC Defensive Player of the Year lead the nation with 26.5 tackles for loss and secure a conference-record 16 sacks. Coaching the CMU linebackers in 2006, two of his players earned All-Mid-American Conference recognition, as Thomas Keith led the conference in tackles.

After his time at Central Michigan, and prior to his tenure at Notre Dame, Elston coordinated the special teams units at the University of Cincinnati for three seasons (2007-09), elevating to assistant head coach in his final season with the Bearcats in 2009. Over his three years at Cincinnati, a Bearcat was named Big East Special Teams Player of the Year, starting with punter Kevin Huber in 2007, followed by returner Mardy Gilyard in back-to-back seasons (2008 and 09). Huber twice earned All-America status (2007 and 2008) after helping the Bearcats unit lead the nation in net punting each season.

A native of St. Mary's, Ohio, Elston played collegiately at Michigan (1993-96). A linebacker for the Wolverines, earning three varsity letters, he helped Michigan accumulate a 35-16 record, including two bowl game victories.

Elston and his wife, Beth, have three daughters — Olivia, Sophia and Isabella.

ADAM FULLER

SAFETIES

1ST NFL SEASON | 1ST SEASON WITH CHARGERS

Adam Fuller joins the Los Angeles coaching staff in 2025 as safeties coach after spending the last five seasons as defensive coordinator at Florida State University, where he developed 13 eventual NFL Draft selections. In his 26-year career as a collegiate coach, Fuller coached players to earn a combined 24 All-America recognitions.

Fuller's five seasons at Florida State (2020-24) were highlighted by back-to-back 10-win seasons in 2022-23, including a 13-1 campaign in 2023 that saw the Seminoles participate in the Orange Bowl. He coached Jared Verse, who was eventually named the 2024 *Associated Press* Defensive Rookie of the Year, to All-America campaigns in back-to-back years (2022-23). In 2022, Jammie Robinson also earned All-America honors and was the first Seminole with consecutive first-team All-Atlantic Coast Conference selections since Jalen Ramsey in 2014-15. Fuller also coached Jermaine Johnson II, who was the No. 26 overall selection by the New York Jets in the 2022 NFL Draft. Under Fuller's tutelage, Johnson was the 2021 ACC Defensive Player of the Year.

Fuller spent the 2019 season at Memphis as defensive coordinator, helping the Tigers to a program-record 12 wins. His defense showcased five All-American Athletic Conference recipients. As a unit, Memphis totaled 18 takeaways, returning two for touchdowns, making the Tigers one of just six teams in the country with multiple defensive scores in each season from 2016-19.

Prior to his time at Memphis, Fuller spent five years at Marshall University (2013-18), ending his time as defensive coordinator/safeties coach in 2018. That year, the team did not allow a 100-yard rusher all season and ranked No. 7 in the nation with 3.2 sacks per game and eighth in rushing defense, allowing just 104.2 yards per game. For his first five seasons with the Thundering Herd, Fuller was assistant head coach/linebackers coach, while also overseeing special teams, adding special teams coordinator to his title in 2017. Fuller coached all three specialists earned first-team All-Conference-USA in 2014, in addition to linebacker Neville Hewitt earning C-USA Defensive Player of the Year honors. The following season, another of Fuller's linebackers, Evan McKelvey, won conference Defensive Player of the Year.

FULLER'S CAREER CAPSULE

PLAYING CAREER

Season/s	College/Pro Team	Position
1994-97	Sacred Heart University	Linebacker

BACKGROUND

Worcester Polytechnic Institute
Linebackers 1998

Wagner College
Linebackers 1999-2000
Special Teams Coordinator/Defensive Backs 2001-03
Co-Defensive Coord./Special Teams Coord./Def. Backs .. 2004

University of Richmond
Defensive Backs 2005
Special Teams Coordinator/Linebackers 2006-07

Assumption College
Head Coach 2008

University of Tennessee at Chattanooga
Defensive Coordinator 2009-12

Marshall University
Assistant Head Coach/Linebackers 2013-16
Asst. Head Coach/Special Teams Coord./Linebackers 2017
Defensive Coordinator/Safeties 2018

University of Memphis
Defensive Coordinator 2019

Florida State University
Defensive Coordinator 2020-24

Los Angeles Chargers
Safeties 2025

Fuller lettered four years as a linebacker at Sacred Heart University (1994-97), earning All-America honors in 1996 before serving as a team captain his final season. He earned a bachelor's degree in criminal justice with a minor in sociology in 1998. Fuller earned a master's in secondary education from Wagner in 2001.

After his playing career, Fuller got into coaching in 1998 at Worcester Polytechnic Institute as a linebackers coach before a six-year stretch at Wagner College. He began as linebackers coach for the Seahawks from 1999-2000 before becoming special teams coordinator/defensive backs coach from 2001-03 and eventually adding co-defensive coordinator responsibilities in 2004.

Fuller then went on to coach three seasons at the University of Richmond (2005-07), beginning as defensive backs coach before moving to special teams coordinator/linebackers coach for his final two years with the Spiders. He was part of a coaching staff that led the program to a pair of FCS playoff appearances (2005, '07), including in 2007 when the Spiders made it to the semifinals. Following his time at Richmond, Fuller was hired as the head coach at Assumption College in Worcester, Mass., where he spent the 2008 season.

Over the next four seasons (2009-12), Fuller got his first experience as a full-time defensive coordinator, leading the unit at the University of Tennessee at Chattanooga. In his first season, the Mocs were the most improved unit in the FCS, allowing 25.7 points per game and 307.7 total yards per game — improving by over 12 points per game and 130 yards per game. The defense helped Chattanooga to six wins in three of Fuller's five seasons with the Mocs.

Fuller and his wife, Hope, have two sons, Jack and Aidan.

CHRIS GOULD

ASSISTANT SPECIAL TEAMS

11TH NFL SEASON | 4TH SEASON WITH CHARGERS

Chris Gould enters his fourth season as the assistant special teams coach for the Chargers in 2025. He joined the club following seven years (2015-21) with the Denver Broncos, helping Denver claim victory in Super Bowl 50 in his first NFL season.

Gould assisted a turnaround of the special teams unit in his first three seasons with the Bolts. The group led the NFL by averaging 13.2 yards per punt return over Gould's first three years in Los Angeles. The success continued for the punt return unit in 2024, as the team averaged 12.0 yards per return to rank No. 6 in the NFL and third in the AFC.

Meanwhile, kicker Cameron Dicker set career highs in 2024 by making 39 field goals and scoring 150 points, both setting single-season franchise records by a kicker. He tied a franchise long with a 59-yard field goal and, in Week 16, he made a 57-yard fair catch free kick field goal to close the first half, believed the to be the longest such kick in history and the first make since 1976. Dicker capped the season by winning AFC Special Teams Player of the Week back-to-back in Weeks 17 and 18, his third and fourth career Special Teams Player of the Week honors.

During the 2023 season, the unit averaged 16.0 yards per punt return, setting a single-season franchise record and ranking No. 2 in the NFL. Gould was key to helping rookie wide receiver Derius Davis step in as one of the best returners in the NFL. He led all qualified returners in 2023 with a 16.0-yard punt return average and earned AFC Special Teams Player of the Week after taking one of his punt returns for an 87-yard touchdown on *Monday Night Football* at the New York Jets.

Gould helped instruct a kicking unit that year that saw Dicker make 31-of-33 field goals (93.9 pct.) and all 35 extra point attempts, posting a 97.1 total kicking percentage (66-of-68) to rank No. 2 in the NFL. Punter JK Scott was also recognized as AFC Special Teams Player of the Week after he set a career high and single-game franchise record with seven punts placed inside the 20-yard line in the Week 13 victory at New England. Scott's 42.3-yard net punting average in 2023 was a career high and surpassed his mark from 2022 (41.5) as the best in a single season by a Charger in over 20 years.

GOULD'S CAREER CAPSULE

PLAYING CAREER

Season/s	College/Pro Team	Position
2004-07	University of Virginia	Kicker/Punter
2010-11	Chicago Rush (AFL)	Kicker
2012	Arizona Rattlers (AFL)	Kicker

COACHING BACKGROUND

Syracuse University
Special Teams Quality Control 2012-14

Denver Broncos
Coaching Assistant 2015-16
Special Teams Assistant 2017-21

Los Angeles Chargers
Assistant Special Teams 2022-Present

In 2022, Gould helped coach the group to lead the NFL by allowing just 3.1 yards per punt return, the best average allowed by any Chargers team in 50 years. He also assisted with the AFC's top kicking unit, making 31-of-33 field goals (93.9 pct.) despite deploying three different kickers on the year due to injury. The team's 93.9 field goal percentage ranked No. 2 in the NFL in 2022 and led the AFC.

That year, he helped instruct three specialists win Special Teams Player of the Week — Dicker, Scott and kicker Dustin Hopkins. Dicker was also named the AFC Special Teams Player of the Month for December/January and earned All-Rookie honors from the *Professional Football Writers of America* after setting the NFL's rookie single-season field goal percentage record among players with 15 attempts by making 21-of-22 field goals (95.5 pct.).

Over his seven seasons helping coach Denver's special teams — two as a coaching assistant (2015-16) and five as assistant special teams (2017-21) — Broncos kicker Brandon McManus ranked fourth in the NFL in made field goals (186) and third in field goals from 50-plus yards (32). McManus also won three AFC Special Teams Player of the Week honors (Weeks 4 and 6 in 2020, Week 14 in 2021) and AFC Special Teams Player of the Month for October in 2015.

Gould helped develop wide receiver Diontae Spencer as the former CFL All-Star ranked second in the NFL among qualified returners in 2020 with an average of 15.8 yards per punt return. He also worked closely with rookie punter Riley Dixon in 2016, who led all first-year punters with a 41.3-yard net average. The Broncos' coverage unit allowed an average of just 6.8 yards per return in 2016, the seventh-best mark among punt coverage teams in the NFL.

The 11-year coaching veteran broke into the coaching ranks in a special teams quality control role at Syracuse, spending three seasons (2012-14) contributing to the development of the special teams units. He joined the Orange after a three-year (2010-12) career in the Arena Football League. Gould was named Arena League Kicker of the Year after his first season and capped his playing career on a Rattlers team that went on to be ArenaBowl XXV Champions in 2012.

Starting his collegiate career at the University of Virginia (2004-07) as a punter, Gould took over kicking duties for the Cavaliers for his final two seasons. As a sophomore in 2005, his 40.0-yard punt average was the highest mark by a Virginia punter since 2001.

Gould and his wife, Sam, have a son, Asher. The Lock Haven, Pa., native is the younger brother of 18-year veteran kicker Robbie Gould, who ranks No. 8 all-time with 447 made field goals, while his 86.5 career field goal percentage is the best in NFL history among players with at least 500 attempts.

JOSH HAMMOND

OFFENSIVE ASSISTANT

4TH NFL SEASON | 2ND SEASON WITH CHARGERS

Josh Hammond enters his second season with the Los Angeles Chargers and first as an offensive assistant in 2025. He will continue to assist the wide receivers, a position group he worked with in 2024 as an Alex G. Spanos Coaching Fellow.

In his first season with the Chargers, Hammond helped the offensive staff coach the NFL's top unit at protecting the football, committing just eight turnovers on the season, setting a franchise record and tying for the second-fewest offensive turnovers in a single season in NFL history. Hammond's work with the receivers helped wide receiver Quentin Johnston to new heights in his second pro season, as the TCU product led the team with a career-high eight touchdown catches, while also setting career highs in receptions (55) and receiving yards (711). Hammond also helped onboard rookie wide receiver Ladd McConkey, who emerged as a premier receiving threat, setting franchise rookie records with a team-high 82 catches and 1,149 receiving yards, while also hauling in seven touchdowns.

HAMMOND'S CAREER CAPSULE

PLAYING CAREER

Season/s	College/Pro Team	Position
2016-19	University of Florida	Wide Receiver
2020-21	Jacksonville Jaguars	Wide Receiver
2023	DC Defenders (XFL)	Wide Receiver

COACHING BACKGROUND

Los Angeles Chargers

Alex G. Spanos Coaching Fellow.....2024

Offensive Assistant.....2025

Hammond played two seasons with the Jacksonville Jaguars (2020-21), appearing in two games in 2021. He saw action in 2023 with the XFL's DC Defenders, starting 10 games and hauling in 34 passes for 331 yards (9.7 avg.) and a touchdown. Hammond played also spent time with the Philadelphia Eagles, New England Patriots and Denver Broncos in the offseason.

Over four seasons at Florida (2016-19), Hammond played in 49 games and made 31 starts. He recorded 87 catches for 1,138 yards (13.1 avg.) and six touchdowns for the Gators, adding nine carries for 134 yards and a pair of scores. As a senior, Hammond had a 76-yard touchdown run and was one of just nine FBS players to record a run and a catch of at least 65 yards.

NICK HARDWICK

ASSISTANT OFFENSIVE LINE
13TH NFL SEASON | 13TH SEASON WITH CHARGERS

Nick Hardwick, who spent a decade-plus anchoring the offensive line for the Chargers, enters his second season as the team's assistant offensive line coach in 2025.

In 2024, Hardwick helped coach an offensive line group that protected quarterback Justin Herbert to have the most efficient year of his career, setting career bests in passer rating (101.7) and interceptions thrown (three). Herbert's three interceptions and 0.6 interception percentage were the second-best in a season in NFL history among players with at least 450 pass attempts. The line also kept Herbert upright to have a stretch of 357 pass attempts without an interception, the fifth-longest streak in NFL history. Hardwick's efforts helped tackles Rashawn Slater and Joe Alt emerge as one of the top tackle combos in the NFL, as Slater was named to his second career Pro Bowl and Alt was an All-Rookie selection from the *Professional Football Writers of America* after transitioning to be the team's starting right tackle.

Hardwick played 11 seasons for the Bolts, starting all 146 career appearances (postseason included) at center for the Bolts, blocked and protected for some of the greatest players in league history, paving the way for numerous memorable Chargers moments and record-setting performances.

A stalwart at center, Hardwick — a third-round draft selection in the 2004 NFL Draft — was a member of five Chargers teams that claimed AFC West Division crowns and appeared in the postseason on six occasions. Hardwick was named to the Pro Bowl in 2006 after leading an offensive front that helped the Bolts secure an AFC West Division title and top seed in the postseason, and was selected as a Pro Bowl alternate each of the subsequent four seasons. He was named the team's Lineman of the Year on three occasions (2011-13) and was selected to the Chargers' 50th Anniversary All-Time Team in 2009.

Hardwick was instrumental in protecting two of the league's top passers of this century, quarterbacks Philip Rivers and Drew Brees, as Hardwick's Pro Bowl recognition in 2006 coincided with Hall of Fame running back LaDainian Tomlinson being named NFL Most Valuable Player after setting the NFL record for most touchdowns scored in a single season in NFL history (31).

HARDWICK'S CAREER CAPSULE

PLAYING CAREER

Season/s	College/Pro Team	Position
2000-03	Purdue University	Center
2004-14	San Diego Chargers	Center

COACHING BACKGROUND

Westfield High School
Offensive Line 2022-23

Los Angeles Chargers
Assistant Offensive Line 2024-Present

As a rookie, Hardwick started all 14 appearances on the offensive line, as Brees was named 2004 NFL Comeback Player of the Year after leading the Chargers to 12 wins and an AFC West Division title. Over his final nine seasons, Hardwick protected Rivers as he went on to lead the Bolts to four division crowns and five playoff appearances over the pair's tenure together. In that time, Rivers was selected to five Pro Bowls and was the NFL's single-season leader in passing yards (2010), passing touchdowns (2008) and passer rating (2008). Hardwick's second-to-last season with the Bolts saw Rivers earn NFL Comeback Player of the Year after the Chargers won four-straight games to close out the regular season and defeated the Bengals in the AFC Wild Card Round.

Entering the NFL ranks for the first time as a coach, Hardwick has spent the last two seasons coaching on the staff at Westfield (Ind.) High School. Since retirement, Hardwick has also been heavily involved in the Chargers Legends program, helping to establish the connection and continue the fellowship between Chargers greats over the franchise's 60-plus-year history. Staying close to the team after retiring, Hardwick called Chargers games over the radio airwaves from 2015-17.

A native of Indianapolis, Ind., Hardwick was an All-Big Ten offensive lineman at Purdue University, helping lead the Boilermakers to bowl games following each season of action after initially joining the team as a walk-on.

Hardwick and his wife, Jayme, have two sons, Hudson and Teddy.

MIKE HIESTAND

DEFENSIVE ASSISTANT

7TH NFL SEASON | 4TH SEASON WITH CHARGERS

Mike Hiestand returns to the Chargers for a fourth season in 2025, marking his third year as an assistant on the defensive side of the ball. He began his time with Los Angeles as an offensive assistant in 2022, moving to front seven specialist in 2023 before, ultimately, beginning his current role as a defensive assistant in 2024.

Last season, Hiestand contributed on a defensive staff that coached the NFL's best scoring defense, allowing just 17.7 points per game. The Bolts also were the best in the NFL in the red zone, allowing touchdowns on just 45.0 percent of red zone drives. Hiestand worked hand-in-hand with Linebackers Coach NaVorro Bowman to tutor the position, helping second-year linebacker Daiyan Henley total 142 tackles, ranking No. 11 among all NFL players. Henley's 142 stops led the team and were the seventh-most in a single season by a Charger since 2000. His season featured a league-best nine games with 10-plus tackles, including six consecutive games with double-digit stops. Henley's streak of six games of at least 10 tackles led the NFL in 2024 and was the longest streak by a Charger since the turn of the century.

Hiestand returned to the defensive side of the ball as a front seven specialist in 2023, focusing his efforts on assisting with the linebackers. He helped both Eric Kendricks (117) and Kenneth Murray Jr., (107) top 100 tackles on the season. The campaign marked the eighth-consecutive 100-tackle season for Kendricks, the NFL's second-longest active streak. Murray was one of just six NFL players in 2023 to record at least 100 tackles, three sacks, an interception and six tackles for loss.

As an offensive assistant for the Bolts in 2022, Hiestand primarily worked with the offensive line and tight ends. He helped Offensive Line Coach Brendan Nugent and Assistant Offensive Line Coach Shaun Sarrett onboard tackle Foster Sarell and rookie offensive lineman Jamaree Salyer to make starts for the NFL's No. 3 passing offense. Hiestand also worked with Tight Ends Coach Kevin Koger to help the tight ends combine for 83 receptions on the season, the 10th-most by a single tight ends group in the NFL in 2022.

HIESTAND'S CAREER CAPSULE

PLAYING CAREER

Season/s	College/Pro Team	Position
2008-10	Illinois State University	Linebacker

BACKGROUND

Miami (Ohio) University
Graduate Assistant 2012

Florida International University
Graduate Assistant 2013

University of Notre Dame
Defensive Graduate Assistant 2014-15

Ave Maria University
Defensive Coordinator 2016-18

Denver Broncos
Assistant to Head Coach/Defensive Quality Control ... 2019-20
Assistant Defensive Line/Assistant to Head Coach 2021

Los Angeles Chargers
Offensive Assistant 2022
Front Seven Specialist 2023
Defensive Assistant 2024-Present

Hiestand joins the staff after three seasons in a support role with the Denver Broncos, contributing to the defensive coaching staff's operation while also serving as assistant to then-Head Coach Vic Fangio. Over his three years in Denver, the Broncos owned the league's top-ranked red zone defense (45.6 pct.) and allowed a rate of just 20.4 points per game, ranking seventh-best in the NFL.

Before his time in the Mile High City, Hiestand coached seven seasons in the collegiate ranks, which was capped by a three-year run as defensive coordinator at Ave Maria University (2016-18). In his final season directing the defense, Ave Maria totaled the most sacks (28) and registered the best points allowed rate (23.5 points per game) in a single season in program history, helping the Gyrenes capture the Sun Conference title. Hiestand's unit produced four first-team all-conference selections following the season.

Hiestand spent two seasons as a defensive graduate assistant at the University of Notre Dame (2014-15), primarily working with the defensive line after holding roles as a graduate assistant at Florida International University in 2013 and Miami (Ohio) University in 2012, working with the defense and special teams.

The Mundelein, Ill., native played linebacker for Illinois State University, graduating in 2011. Hiestand is married to his wife, Emily, and the couple has two daughters, Winnie and Daisy. His father, Harry, retired in February 2023 after a 40-year coaching career, including seven seasons as an NFL coach with the Chicago Bears.

SANJAY LAL

WIDE RECEIVERS

21ST NFL SEASON | 2ND SEASON WITH CHARGERS

Sanjay Lal enters his second season as wide receivers coach of the Los Angeles Chargers in 2025, marking his 19th NFL season as a coach and his 30th year of coaching experience throughout all levels of football.

In his first year with the Bolts in 2024, Lal coached rookie wide receiver Ladd McConkey to emerge as a premier receiving threat for quarterback Justin Herbert. McConkey set franchise rookie records with a team-high 82 catches and 1,149 receiving yards, while also hauling in seven touchdowns. The second-round pick (34th overall) in the 2024 NFL Draft averaged 14.0 yards per reception in 2024, the third-best receiving average among all NFL players with at least 80 catches on the season. McConkey set an NFL postseason rookie record in the team's AFC Wild Card matchup with 197 receiving yards, while his 86-yard touchdown grab in the game was the second-longest reception by a rookie in NFL postseason history.

Lal coached a receivers room that featured a league-high 11 different wide receivers to haul in passes in 2024. The group's 13.6-yard receiving average was good for the eighth-best average by a team's receiving corps in the NFL. He also helped develop wide receiver Quentin Johnston to new heights in his second pro season, as the former first-round pick led the team with a career-high eight touchdown catches, while also setting career highs in receptions (55) and receiving yards (711).

Prior to his time with the Chargers, Lal spent the last two seasons (2022-23) as the offensive passing game coordinator/wide receivers coach for the Seattle Seahawks, where he helped orchestrate a passing offense that ranked No. 3 in the NFL in completion percentage (67.1) and red zone scoring (90.8 pct.) over that span. He helped quarterback Geno Smith earn Pro Bowl recognition each of those seasons along with Associated Press Comeback Player of the Year honors in 2022.

Lal oversaw a receivers group that featured DK Metcalf, who set the franchise record for the most receiving yards over the first five seasons of a career (5,332) along with being named to the Pro Bowl for the second time in his career in 2023. Lal also was instrumental to the development of Jaxon Smith-Njigba this past season, as the rookie totaled 63 receptions, the second-most ever by a rookie in franchise history. In 2022, Lal helped wide receiver Tyler Lockett register 84 catches for 1,033 yards and nine touchdowns, his fifth-straight season with at least eight touchdown grabs. That year, Metcalf set a career high with 90 receptions, good for the fourth-most in franchise history.

LAL'S CAREER CAPSULE

PLAYING CAREER

Season/s	College/Pro Team	Position
1989	UCLA	Wide Receiver
1990-92	University of Washington	Wide Receiver
1995	Oakland Raiders	Wide Receiver
1998	St. Louis Rams	Wide Receiver
1999	Scottish Claymores (NFL Europe)	Wide Receiver

COACHING BACKGROUND

Miramonte High School
Passing Game Coordinator/Wide Receivers 1996-2002

Los Medanos College
Wide Receivers 2003

Saint Mary's College
Quarterbacks/Strength, Speed and Conditioning 2004

University of California
Offensive Assistant/Quarterbacks 2004-06

Oakland Raiders
Assistant Wide Receivers/Quality Control 2007-08
Wide Receivers 2009-11

New York Jets
Wide Receivers 2012-14

Buffalo Bills
Wide Receivers 2015-16

Indianapolis Colts
Wide Receivers 2017

Dallas Cowboys
Wide Receivers 2018-19

Seattle Seahawks
Senior Offensive Assistant 2020

Jacksonville Jaguars
Wide Receivers 2021

Seattle Seahawks
Offensive Passing Game Coordinator/Wide Receivers ... 2022-23

Los Angeles Chargers
Wide Receivers 2024-Present

Before he returned to Seattle, where he served as a senior offensive assistant in 2020, Lal coached the wide receivers for the Jacksonville Jaguars in 2021. In his first season in the Pacific Northwest, Lal helped Lockett and Metcalf each top 1,000 yards to lead the Seahawks to an NFC West title. That year, Metcalf was a second-team AP All-Pro and recorded a franchise-record 1,303 yards and 10 touchdown grabs, while Lockett set a franchise record with 100 receptions.

Born in London, England, Lal lived in Iran, Kuwait and Mexico throughout his childhood before moving to Plano, Texas, for middle school and a year of high school and, ultimately, Northern California to finish his prep career. After graduating from Miramonte High School in Orinda, Calif., Lal walked on as a wide receiver at UCLA in 1989. He then transferred to the University of Washington, playing three seasons for the Huskies (1990-92), contributing to the program's National Championship victory in his first year and helping the squad appear in a pair of Rose Bowls, ultimately being inducted into Washington's Hall of Fame. Lal spent time as a professional player with the Oakland Raiders, St. Louis Rams and the Scottish Claymores of NFL Europe.

Lal broke into the coaching ranks at his alma mater, Miramonte High School, working as the school's passing game coordinator/wide receivers coach from 1996-2002. He then spent the next four seasons in Northern California coaching at the college level, working on staff at Los Medanos College (2003), Saint Mary's College (2004) and the University of California (2004-06).

In his first experience as an NFL coach, Lal worked for the Oakland Raiders as assistant wide receivers/quality control coach from 2007-08 before being promoted to wide receivers coach from 2009-11. After his time in Oakland, he spent the next eight seasons as a wide receivers coach with four teams — the New York Jets (2012-14), Buffalo Bills (2015-16), Indianapolis Colts (2017) and Dallas Cowboys (2018-19), helping develop young receivers along the way.

During his final season with the Jets, Lal coached wide receiver Eric Decker to 962 yards and five touchdowns on 74 receptions (13.0 avg.), including a Week 17 performance that saw Decker record single-game career highs with 221 receiving yards and 10 catches. Lal stayed in the Empire State to coach wide receivers for the Buffalo Bills, helping Sammy Watkins eclipse 1,000 yards and catch nine touchdowns in his first season in Upstate New York. Following the Bills, Lal spent the 2017 season with the Indianapolis Colts, coaching a wide receivers room led by T.Y. Hilton, who was named to his fourth-straight Pro Bowl after recording 966 yards and four scores on 57 receptions (16.9 avg.).

Lal then went to the Lone Star state to coach receivers for the Dallas Cowboys from 2018-19, helping the squad to an NFC East title and appearance in the Divisional Playoffs during his first season with the team. Under his tutelage, Amari Cooper was named to the Pro Bowl twice and was twice named NFC Offensive Player of the Week in 2018 after being acquired by the Cowboys via trade. In his second season with Dallas, Lal led a wide receiver group that featured two 1,100-yard receivers in Cooper and Michael Gallup, the first Cowboys pair to do so since 2007. Cooper led Dallas with 79 catches for 1,189 yards and eight touchdowns, while Gallup became the third-youngest Cowboys receiver to hit the century mark in receiving yards in team history.

KIEL McDONALD

RUNNING BACKS

2ND NFL SEASON | 2ND SEASON WITH CHARGERS

Kiel McDonald enters his second season with the Chargers as the running backs coach in 2025, having over 14 seasons of experience coaching the position. The 2025 season marks his fourth consecutive in the City of Angels, having spent 2022-23 as running backs coach at the University of Southern California.

In his first season with the Bolts, McDonald's group was part of an offense that had just eight turnovers on the season, setting a franchise record and tying for the second-fewest offensive turnovers in NFL history. The running backs helped in pass protection to keep quarterback Justin Herbert to set career bests in bests in passer rating (101.7) and interceptions thrown (three), along with a stretch of 357 pass attempts without an interception, the fifth-longest streak in NFL history.

McDonald helped running back J.K. Dobbins, who returned bounced back from a season-ending injury in 2023, to be a Comeback Player of the Year candidate in his first season with the Chargers. Dobbins posted career highs in rushing yards (905), rushing touchdowns (nine) and yards from scrimmage (1,058), while averaging 4.64 yards per carry, ultimately earning Comeback Player of the Year honors from *Sports Illustrated*. Meanwhile, McDonald also coached running back Gus Edwards to add four rushing scores and helped develop running back Kimani Vidal, who made an impact in his NFL debut by hauling in a 38-yard touchdown pass from Herbert on his first NFL touch.

Over two seasons at Southern California (2022-23), McDonald led a running backs group that produced for one of the country's most efficient and highest-scoring offenses. In his first year with the program, one that saw the Trojans reach 11 wins for the first time in five years, McDonald coached Travis Dye to second-team All-Pacific-12 honors after rushing for 844 yards and nine touchdowns, averaging 6.1 yards per attempt. In 2023, McDonald tutored transfer MarShawn Lloyd to lead the team with 820 yards on the ground and score nine rushing touchdowns, earning honorable mention All-Pac-12 recognition and eventually being selected in the third round of the 2024 NFL Draft.

McDONALD'S CAREER CAPSULE

PLAYING CAREER

Season/s	College/Pro Team	Position
2002-04	Sacramento City College	Cornerback
2005	Sacramento State University	Cornerback
2006	University of Idaho	Cornerback

COACHING BACKGROUND

Gunderson High School
Wide Receivers/Cornerbacks/Strength and Conditioning .. 2009

San Jose City College
Defensive Backs/Strength and Conditioning 2010

Arizona State University
Graduate Assistant Offensive Quality Control 2011

Eastern Washington University
Co-Special Teams Coordinator/Running Backs 2012-16

University of Utah
Running Backs 2017-21

University of Southern California
Running Backs 2022-23

Los Angeles Chargers
Running Backs 2024-Present

McDonald joined the Trojans after a five-season stretch at the University of Utah (2017-21), helping the Utes appear in three Pac-12 Championship Games and winning the conference in his final season with the program to secure a Rose Bowl berth. He helped produce the top-ranked rushing offense in the Pac-12 in 2021, coaching Tavion Thomas to first-team All-Pac-12 recognition running for 1,108 yards and a single-season program-record 21 rushing scores. McDonald also coached eventual third-round NFL Draft selection Zack Moss to three-straight 1,000-yard rushing seasons for the Utes from 2017-19. Moss capped that three-year stretch as a first-team All-American and was named the Pac-12 Offensive Player of the Year in 2019 after posting a single-season program-record 15 touchdown runs. In 2020, McDonald coach Ty Jordan, who earned Pac-12 Offensive Freshman of the Year, second-team All-Pac-12 and Freshman All-America recognition.

Prior to his time in the Pac-12, McDonald spent five years at Eastern Washington University (2012-16), working as co-special teams coordinator and running backs coach. He was part of an offensive staff that led the Eagles to four appearances in the FCS Playoffs, including three advancements to the National Semifinals. After inheriting a running back room that averaged 79.0 rushing yards per game, McDonald improved the unit to average 183.7 yards per game by his second season in Cheney, Wash. In 2014, he coached Quincy Forte to earn second-team All-Big Sky honors after rushing for 910 yards and nine scores.

McDonald entered the coaching ranks at Gunderson High in San Jose, Calif., in 2009 as a strength and conditioning coach. In 2010, he worked as the defensive backs and strength coach as San Jose City College while also interning with the San Francisco in training camp as part of the Bill Walsh Coaching Fellowship. He then went on to work as a graduate assistant offensive quality control coach at Arizona State in 2011.

A four-sport letterman in football, hockey, baseball and track at Thomas B. Doherty High (Colorado Springs, Colo.), McDonald played cornerback at Sacramento City College (2002-04), Sacramento State University (2005) and the University of Idaho (2006). He graduated from Sacramento State in 2006 with a degree in business communication.

RICK MINTER

SENIOR ANALYST

5TH NFL SEASON | 2ND SEASON WITH CHARGERS

Rick Minter enters his second season with the Chargers in 2025, his first as senior analyst after working as senior defensive analyst in 2024, continuing to aid the coaching operations in scheme and analysis. Over his four decades on the sidelines, Minter has spent a majority of his career leading and coordinating defenses, including a 10-year stretch as head coach.

In his first season with the Chargers, Minter helped with scheme and analysis for a defensive unit that led the NFL in scoring defense by allowing just 17.7 points per game. The unit was effective in opening halves, allowing an AFC-best 7.9 points per game in the first half. The Bolts also were the best in the NFL in the red zone, allowing touchdowns on just 45.0 percent of red zone drives.

Minter brought 45 years of coaching experience to Los Angeles after serving on the staff at the University of Michigan over the previous two seasons (2022-23), helping his son, Chargers Defensive Coordinator Jesse Minter, lead one of the best units in the country in coordination of the Wolverines' defense.

In 2023, Minter, who started the season as a defensive analyst, filled in as linebackers coach over the final six games, helping Michigan claim the College Football Playoff National Championship following a perfect 15-0 season. The Wolverines owned country's top-ranked defense in 2023, leading the nation in total defense (247.0) and scoring defense (10.4), while allowing just 17 defensive touchdowns over 15 games, the second-fewest by any unit in the country despite playing in two more games than the leader.

Arriving in Ann Arbor as a defensive assistant/analyst in 2022, the Wolverines finished top-10 in the nation in total defense, scoring defense, rushing defense and defensive pass efficiency in his first season with the program. Under his purview, four Wolverine defenders earned first- or second-team All-Big Ten recognition and three players were drafted, including first-round pick Mazi Smith.

MINTER'S CAREER CAPSULE

PLAYING CAREER

Season/s	College/Pro Team	Position
1973-76	Henderson State University	Outside Linebacker

BACKGROUND

Henderson State University
Graduate Assistant 1977

University of Arkansas
Graduate Assistant 1978

Louisiana Tech University
Defensive Ends 1979-80

North Carolina State University
Defensive Ends 1980-82

New Mexico State University
Linebackers 1984

Ball State University
Defensive Coordinator 1985-91

University of Notre Dame
Defensive Coordinator 1992-93

University of Cincinnati
Head Coach 1994-2003

University of South Carolina
Defensive Coordinator 2004

University of Notre Dame
Defensive Coordinator 2005-06

Marshall University
Defensive Coordinator 2008-09
Interim Head Coach 2009

Indiana State University
Linebackers 2010

University of Kentucky
Defensive Coordinator 2011-12

Philadelphia Eagles
Linebackers 2013-15

Georgia State University
Defensive Line 2016

Florida Institute of Technology
Defensive Coordinator 2017-18

Birmingham Iron (AAF)
Defensive Coordinator 2019

St. Louis Battlehawks (XFL)
Linebackers 2020

University of Southern Mississippi
Defensive Line 2020

Vanderbilt University
Defensive Analyst 2021

University of Michigan
Defensive Analyst 2022
Interim Linebackers Coach 2023

Los Angeles Chargers
Senior Defensive Analyst 2024
Senior Analyst 2025

Minter served as Head Coach at the University of Cincinnati from 1994-2003, culminating his time as the program's all-time victories leader (53). Minter led the Bearcats to four bowl games during his tenure, breaking a 40-year bowl drought for the program. Leading the Bearcats on the field, Minter also formed a coaching tree of his own with the staff that supported the program, which included future NFL head coaches John Harbaugh, Mike Tomlin and Rex Ryan, as well as collegiate head coach Jimbo Fisher, Sam Pittman and Joker Phillips. Combined, those six have won over 500 career games during their time as head coaches.

Following his decade at Cincinnati, Minter went on to serve as defensive coordinator at South Carolina (2004), Notre Dame (2005-06) and Marshall (2008-09), before adding interim head coach responsibilities for Marshall, leading the Thundering Herd to a victory in the Little Caesars Bowl following the 2009 season.

Minter then spent one season as defensive coordinator at Indiana State, serving with his son, Jesse, who was on the staff. The following year, Minter spent two seasons at the University of Kentucky leading the defense of the Wildcats. In his first season in Lexington, Minter helped eventual Super Bowl-champion linebacker Danny Trevathan earn his second first-team All-SEC nod.

In the first NFL experience of his career, Minter coached linebackers for the Philadelphia Eagles for three seasons (2013-15). He helped the Eagles win the NFC East in his first year and coached future Houston Texans Head Coach DeMeco Ryans. Minter then went on to join his son, Jesse, at Georgia State in 2016, where he coached the defensive line. Minter led a unit that served as an anchor for a GSU defense that finished top-25 in the nation in red zone defense, yards per play allowed and defensive pass efficiency.

Following his time at Georgia State, Minter led the defense at Florida Tech for two seasons (2017-18), then served as the defensive coordinator of the Birmingham Iron of the Alliance of American Football in 2019.

In 2020, Minter joined the XFL with the St. Louis Battlehawks as the linebackers coach. Later in 2020, he would join the staff at Southern Miss as the defensive line coach. In 2021, he would join his son, Jesse, as an analyst at Vanderbilt.

A native of Texarkana, Texas, Minter began his coaching career as a graduate assistant at his alma mater, Henderson State in 1977. He held the same title at Arkansas in 1978 prior to coaching defensive ends at Louisiana Tech and North Carolina State. Minter spent one season (1984) coaching linebackers at New Mexico State before becoming defensive coordinator at Ball State from 1985-91 and Notre Dame from 1992-93.

A Hall-of-Fame outside linebacker at Henderson State, Minter was named first-team All-AIC in 1975 and received honorable mention the following season, helping the Reddies earn three-straight AIC championships (1973-75).

Minter is a father to Josh and Jesse and a grandfather to Millie, Monte, Mac and Cooper.

ROBERT MUSCHAMP

DEFENSIVE QUALITY CONTROL

3RD NFL SEASON | 3RD SEASON WITH CHARGERS

Robert Muschamp enters his third season with the Los Angeles Chargers in 2025 as a defensive quality control coach. He will work with the defensive linemen on top of his responsibilities helping the scout team prepare each week. Muschamp assisted with the defensive back in 2024 and the outside linebackers in 2023.

Last season, Muschamp contributed on a defensive staff that coached the NFL's best scoring defense, allowing just 17.7 points per game. The Bolts also were the best in the NFL in the red zone, allowing touchdowns on just 45.0 percent of red zone drives. Muschamp's work with the defensive backs featured helping prepare 11 different players to make starts throughout the season, including a pair of in-season acquisitions. He helped safety Derwin James Jr., be named to the Pro Bowl and be one of just four NFL players — and only defensive back — with 70 tackles, five sacks, an interception and five passes defensed on the season. Muschamp also helped coach defensive back Elijah Molden to a career year, setting single-season highs in tackles (72), interceptions (three) and pass breakups (seven).

In his first season with the Bolts in 2023, Muschamp worked with the outside linebackers, contributing to a room that saw outside linebacker Khalil Mack be named to the eighth Pro Bowl of his career. Mack set a single-season franchise record with a career-best 16.0 sacks and earned recognition as AFC Defensive Player of the Month for November and AFC Defensive Player of the Week in Week 4, where he recorded 6.0 sacks in a victory over the Raiders. For the final three weeks of the 2023 season, Muschamp gained responsibility as the main coach working with the outside linebackers, helping Mack set the single-season franchise record for sacks.

Muschamp came to Los Angeles staff after spending two seasons at the University of Georgia (2021-22), helping the Bulldogs win back-to-back College Football Playoff National Championships as a quality control — defense coach. In 2022, the Bulldogs' defense held opponents to less than 10 points six times, including the 2023 CFP National Championship Game win over TCU, holding the Horned Frogs to just seven points.

MUSCHAMP'S CAREER CAPSULE

PLAYING CAREER

Season/s	College/Pro Team	Position
2015-18	Auburn University	Tight End

BACKGROUND

University of Tennessee
Graduate Assistant 2019-20

University of Georgia
Quality Control — Defense 2021-22

Los Angeles Chargers
Defensive Quality Control 2023-Present

Prior to his tenure in Athens, Ga., Muschamp served as a graduate assistant for two seasons (2019-20) at the University of Tennessee, working primarily with the defense. The Volunteers defeated Indiana in the Gator Bowl following the 2019 season, Tennessee's first bowl victory in three seasons.

Muschamp played tight end at Auburn University for four seasons (2015-18), helping the Tigers earn a share of the Southeastern Conference Western Division title in 2017 and appear in a bowl game following each of his four seasons. Muschamp, who joined the program as a walk-on in 2015, was placed on scholarship in advance of his senior season in 2018. He helped the Tigers earn a win in the Music City Bowl to end his collegiate career.

A native of Rome, Ga., Muschamp's prep career at Darlington School was capped by Class AA All-State and first-team All-Area recognition. Muschamp's uncle, Will, is a defensive analyst at the University of Georgia and previously served as the head coach at the University of Florida (2011-14) and the University of South Carolina (2016-20).



DYLAN RONEY

OUTSIDE LINEBACKERS
2ND NFL SEASON | 2ND SEASON WITH CHARGERS

Dylan Roney enters his first season as outside linebackers coach for the Chargers in 2025 after beginning his time with the Bolts in 2024 as a defensive assistant, working with the outside linebackers. He came to Los Angeles after a three-season tenure at the University of Michigan as a graduate assistant, helping Head Coach Jim Harbaugh and the Wolverines to three College Football Playoff berths and win the CFP National Championship following the 2023 season.

Roney contributed on a defensive staff in 2024 that coached the NFL's best scoring defense, allowing just 17.7 points per game. The Bolts also were the best in the NFL in the red zone, allowing touchdowns on just 45.0 percent of red zone drives. Roney worked with the outside linebackers, a group that totaled 25.5 sacks on the season and featured four different players post at least five sacks. He coached Khalil Mack (ninth of career) and Joey Bosa (fifth of career) to Pro Bowl selections, while second-year outside linebacker Tuli Tuipulotu led the team with a career-best 8.5 sacks, including an NFL-high six in November.

Over his three seasons at Michigan (2021-23) as a graduate assistant, Roney worked with the edge rushers, including eventual No. 2 overall draft choice Aidan Hutchinson during his unanimous All-American season in 2021. Roney helped coach the top-ranked defense in the country in 2023, allowing just 17 touchdowns on the year and averaging 247.0 total net yards allowed and 10.4 points allowed per game en route to a 15-0 record and a CFP National Championship.

RONEY'S CAREER CAPSULE

PLAYING CAREER

Season/s	College/Pro Team	Position
2014	United State Naval Academy	Outside Linebacker
2015-17	Ferris State University	Defensive End

BACKGROUND

Ferris State University
Defensive Line Assistant/Recruiting Coordinator 2018

Western Kentucky University
Defensive Graduate Assistant 2019

University of Illinois
Defensive Analyst 2020

University of Michigan
Graduate Assistant 2021-23

Los Angeles Chargers
Defensive Assistant 2024
Outside Linebackers 2025

Roney joined the Wolverines after working one season as a defensive analyst at the University of Illinois (2020) and a year as a defensive graduate assistant at Western Kentucky University (2019), primarily working with the defensive line for the Hilltoppers.

A native of Plymouth, Mich., Roney was a standout at Detroit Catholic Central, twice earning first-team All-State recognition. He went on to spend the 2015 season at the United States Naval Academy before transferring to Ferris State University for his final three years (2015-17). Roney helped lead the Bulldogs to three consecutive NCAA Division II Playoff appearances, including a run to the semifinals as a junior in 2016. Following his playing career, Roney broke into coaching, joining Ferris State's coaching staff for the 2018 season as a defensive line assistant/recruiting coordinator which saw the Bulldogs make an appearance in the NCAA Division II Championship Game.

BEN HERBERT

EXECUTIVE DIRECTOR OF PLAYER PERFORMANCE
2ND NFL SEASON | 2ND SEASON WITH CHARGERS

Ben Herbert enters his second season in 2025 as executive director of player performance with the Chargers. In the role, he oversees all aspects of player performance and the physiological development of the roster, as well as all curates strength and conditioning regimens for each athletes.

Herbert joined the Bolts after a six-season tenure (2018-23) as director of strength and conditioning at the University of Michigan under Head Coach Jim Harbaugh. In 2023, Herbert added associate head coach responsibilities, helping the Wolverines to a perfect 15-0 record en route to winning their third-straight Big Ten Title and the College Football Playoff National Championship.

Over 22 years in college football, Herbert helped develop and produce 126 eventual NFL Draft picks, including 13 first-round selections, as well as players who were named finalists for the Heisman Trophy. 81 of his student-athletes earned first-team All-Conference honors, while 49 were named All-Americans.

During his time in Ann Arbor, Mich., Herbert trained and developed 56 eventual NFL Draft choices, including 11 that were taken in the first round. He helped structure and connect an offensive line that won the Joe Moore Award, an honor given annually to the best offensive line unit in college football, in 2021 and 2022 — the first back-to-back winner in the award's history. The Wolverines won the Big Ten Championship in each of Herbert's final three seasons at Michigan, with the latter two featuring College Football Playoff appearances and the 2023 season culminating with a CFP National Championship Game win over Washington.

Prior to Michigan, Herbert was the head strength and conditioning coach at the University of Arkansas, tutoring a pair of first-team All-Americans and 14 All-Southeastern Conference selections. In total, 17 Razorbacks were selected in the NFL Draft during his tenure.

HERBERT'S CAREER CAPSULE

PLAYING CAREER

Season/s	College/Pro Team	Position
1998-2001	University of Wisconsin	Defensive Lineman

BACKGROUND

University of Wisconsin
Strength and Conditioning Intern 2002
Assistant Strength and Conditioning 2003-08
Head Strength and Conditioning 2009-12

University of Arkansas
Head Strength and Conditioning 2013-17

University of Michigan
Director of Strength and Conditioning 2018-22
Associate Head Coach/Director of Strength and Conditioning .. 2023

Los Angeles Chargers
Executive Director of Player Performance 2024

Herbert began his coaching career at his alma mater, the University of Wisconsin, where he rose up the ranks over 11 seasons. He was an intern in 2002 before being added to the full-time staff as an assistant strength and conditioning coach in 2003, serving in that role for six seasons. Herbert then was promoted to head strength and conditioning coach for the Badgers in 2009, working as a key figure in Wisconsin's player performance for four years. He directed a strength and conditioning staff that helped the Badgers claim three consecutive Big Ten Championships during his tenure (2010-12).

A native of Pittsburgh, Pa., Herbert was a four-year letter-winning defensive lineman at Wisconsin (1998-2001). A two-time Rose Bowl champion with the Badgers, Herbert's two sacks in the 2000 Rose Bowl Game tied the program record for most sacks in a bowl game.

In 2015, Herbert was named Master Strength and Conditioning Coach by the Collegiate Strength and Conditioning Coaches Association, becoming the youngest coach to ever earn the honor (35 years old).

Herbert and his wife, Kelly, have two children, Charlie and Thomas.

JONATHAN BROOKS

HEAD STRENGTH AND CONDITIONING
9TH NFL SEASON | 9TH SEASON WITH CHARGERS

After serving four seasons as an assistant strength coach for the Chargers, Jonathan Brooks enters his fifth season as the team's head strength and conditioning coach in 2025.

Brooks' support to the sports performance staff contributed toward the organization's efforts of optimizing player advancement, development and recovery. With the support of Brooks and the sports performance staff, the Chargers posted a winning record in five of his eight years with the team and, in 2024, the Bolts made their first playoff appearance since the 2022 season.

Prior to joining the Chargers, Brooks was previously a Performance Manager at EXOS in Frisco, Texas. EXOS is a training organization that specializes in sports performance for professional and amateur athletes. During his leadership role, he led a performance team that consisted of strength coaches, physical therapists, dietitians and consultants.

Working alongside the physical therapists, Brooks prepared injured athletes to return to competition through unique and tailored training regimens. He tested and administered body compositions, movement screens, strength/power index and sport relevant testing.

BROOKS' CAREER CAPSULE

PLAYING CAREER

Season/s	College/Pro Team	Position
2004-08	University of New Mexico	Wide Receiver

COACHING BACKGROUND

Los Angeles Chargers

Assistant Strength	2017-20
Head Strength & Conditioning	2021-Present

A former wide receiver at the University of New Mexico, Brooks lettered each year of his Lobos career. He earned his bachelor's degree in Exercise Science in 2009 from New Mexico and recently earned a master's degree in Sports Administration with a specialization in educational leadership.

Brooks is an NSCA — Certified Strength & Conditioning Specialist — CSCS, and also earned the following certifications throughout his professional career: FMS, XPS, ALTIS, PRI, FRC.

He and his wife, Kylie, have two sons named Braxton and Landon.

DEVIN WOODHOUSE

HEAD STRENGTH AND CONDITIONING
7TH NFL SEASON | 2ND SEASON WITH CHARGERS

Devin Woodhouse enters his second season as head strength and conditioning coach for the Chargers in 2025. He brought 10 years of experience to the Bolts working with both college and professional athletes and has now worked in strength and conditioning for six seasons in the NFL.

Woodhouse was the assistant strength and conditioning coach at the University of Michigan working with Head Coach Jim Harbaugh and executive director of player performance Ben Herbert during the 2023 season. His work with the Wolverines aided in the development of the program, resulting in a College Football Playoff National Championship. Prior to his season in Ann Arbor, Woodhouse held the same position at the University of Wisconsin for two seasons (2021-22).

Prior to his college coaching career Woodhouse served as an academy strength and conditioning coach with FC Dallas, where he was responsible for player athletic development from 2019-20.

He broke into the NFL by spending five seasons contributing to the staff of the Kansas City Chiefs. Originally joining the club as an intern for the 2014-15 seasons, Woodhouse was promoted to a full-time capacity in 2016, working as an assistant strength and conditioning coach over the next three seasons. Over his five seasons in Kansas City, he helped the Chiefs clinch four postseason berths and win three-straight AFC West crowns, appearing in an AFC Championship Game his final season with the team.

WOODHOUSE'S CAREER CAPSULE

BACKGROUND

Kansas City Chiefs
Strength and Conditioning Intern 2014-15
Assistant Strength and Conditioning 2016-18

FC Dallas (MLS)
Academy Strength and Conditioning 2019-20

University of Wisconsin
Assistant Strength and Conditioning 2021-22

University of Michigan
Assistant Strength and Conditioning 2023

Los Angeles Chargers
Head Strength and Conditioning 2024-Present

A graduate of California Baptist University, Woodhouse holds esteemed certifications in the strength and conditioning profession (CSCS).

He and his wife, Drew Ann, are the parents of daughters, Blake and Brigitte, and sons, Reid and Deacon.

BEN RABE

DIRECTOR OF PERFORMANCE ANALYTICS
2ND NFL SEASON | 2ND SEASON WITH CHARGERS

Ben Rabe enters his second season with the Chargers in 2025 as the team's director of performance analytics. In his role, he oversees the analysis of data and information surrounding player physiological development, as well as identifying and implementing strategies to enhance player performance.

Previously, Rabe served on the strength and conditioning staff at the University of Michigan from 2019-23, a period that saw the program reach historic heights with three Big Ten Championships and culminated in a 15-0 season and College Football Playoff National Championship in 2023. He joined the staff as an intern in 2019 before being promoted to assistant football strength and conditioning coach, a role he would hold through the 2022 season. Rabe ended his time in Ann Arbor, Mich., as the program's director of performance analytics.

Rabe joined the Wolverines after a two-season tenure as a graduate assistant at East Tennessee State (2017-18), where he supported the strength and conditioning staff. While at East Tennessee State, Rabe earned his master's degree in sports management, graduating in the Spring of 2019. He interned in the Spring of 2017 in football sports performance at Northwestern.

RABE'S CAREER CAPSULE

PLAYING CAREER

Season/s	College/Pro Team	Position
2013-16	North Central College	Defensive Lineman

COACHING BACKGROUND

East Tennessee State University
Graduate Assistant 2017-18

University of Michigan
Strength and Conditioning Intern 2019
Assistant Football Strength and Conditioning 2020-22
Director of Performance Analytics 2023

Los Angeles Chargers
Director of Performance Analytics 2024-Present

A native of Genoa, Ill., Rabe played defensive line at North Central College in nearby Naperville, Ill., where he graduated with a bachelor's degree in exercise science with a minor in psychology and coaching. He worked as a student assistant coach as a junior in 2015 while rehabbing from a torn ACL, helping the defensive line and strength and conditioning staffs.

Rabe and his wife, Katie, were married in May 2023.

LINCOLN DEWOLF

PERFORMANCE ANALYST

2ND NFL SEASON | 2ND SEASON WITH CHARGERS

Lincoln DeWolf enters his second season with the Chargers as performance analyst in 2025. He is tasked with collecting and analyzing data of player physiological development and progression.

DeWolf previously served as the associate director of performance analytics at his alma mater, the University of Michigan, in 2023. That season, he helped the Wolverines claim their third-straight Big Ten Championship, third consecutive College Football Playoff berth and first CFP National Championship.

Prior to his promotion to associate director of performance analytics in 2023, DeWolf spent the previous two seasons (2021-22) as an undergraduate strength and conditioning data analyst for the football support staff, collecting data and utilizing information and statistical analysis to aid in the development of the Wolverines through the strength and conditioning program.

DeWolf is a native of Lansing, Mich., and earned his bachelor's degree in statistics and economics.

DEWOLF'S CAREER CAPSULE

BACKGROUND

University of Michigan
Undergraduate Strength and Conditioning Data Analyst . . 2021-22
Associate Director of Performance Analytics 2023

Los Angeles Chargers
Performance Analyst. 2024-Present

PLAYER PERSONNEL

CHAD ALEXANDER

ASSISTANT GENERAL MANAGER
27th NFL SEASON
2nd SEASON WITH CHARGERS

Chad Alexander enters his second season as assistant general manager for the Chargers in 2025, overseeing the team's pro and college scouting departments on a day-to-day basis. He joined the Bolts after most recently serving as the director of player personnel for the New York Jets from 2019-23.

Alexander's first draft with the Bolts featured the selections of tackle Joe Alt and wide receiver Ladd McConkey, both making impactful contributions for the Chargers en route to an 11-6 record and a postseason appearance. Alt earned All-Rookie honors from the *Professional Football Writers of America* while McConkey led the team with 82 catches for 1,149 yards, setting franchise rookie records in the process. The 2024 draft class also saw fifth-round cornerback Tarheeb Still lead the team with four interceptions, including one he returned for a 61-yard touchdown.

Prior to his time with the Jets, Alexander spent 20 seasons with the Baltimore Ravens (1999-2018), working alongside Chargers General Manager Joe Hortiz as the organization claimed two World Championships during their tenure together. Alexander joined the organization in 1999 as a player personnel assistant, advancing to the roles of area scout and pro scout before being promoted to assistant director of pro personnel in 2009, a position he would hold until 2018.

During his tenure as assistant director of pro personnel, the Ravens selected 13 players in the annual draft that combined to amass six *Associated Press* first-team All-Pro selections and 25 Pro Bowl nods. Alexander helped the Ravens select quarterback Lamar Jackson, who has gone on to become a two-time *AP* Most Valuable Player.

Prior to embarking on his NFL career, Alexander worked at Power of Relationships in Minneapolis, Minn., which provides support to elementary-level students with behavior disorders. A fullback and defensive end at Wake Forest, Alexander lettered twice as a member of the Demon Deacons. Alexander has four children — Morgan, Nicholas, Chloe and Charlotte — and is the son of Hubbard 'Axe' Alexander, who won three Super Bowls as a coach with the Dallas Cowboys and a pair of National Championships as a coach at the University of Miami.

LOUIS CLARK

SENIOR DIRECTOR OF PRO PERSONNEL
29th NFL SEASON
10th SEASON WITH CHARGERS

In May 2016, the Chargers hired Louis Clark as senior director of pro personnel. He most recently held the same position for the Philadelphia Eagles.

Clark originally joined the Eagles in 2013 as a pro scout after previously holding the position of director of pro personnel with the Jacksonville Jaguars. He spent 16 seasons in the Jaguars' player personnel department as a college scout, assistant director of pro personnel and director of pro personnel.

Prior to beginning his scouting career, Clark served as the running backs and special teams coach of the Amsterdam Admirals of NFL Europe in 1996. He also coached with the St. Louis Rams in 1996, assisting the wide receivers during training camp.

A native of Tupelo, Miss., Clark graduated from Mississippi State with a degree in educational psychology. He played wide receiver in Starkville, Miss., from 1983-86 and was selected by the Seattle Seahawks in the 10th round of the 1987 NFL Draft. Clark played seven seasons in the NFL, including six with the Seahawks and one with the Green Bay Packers, before retiring after the 1993 season.

Clark's brother, Dave, was a first-round selection of the Cleveland Indians in 1983 and enjoyed a 13-year playing career in Major League Baseball before coaching another 14 seasons. Dave is currently the first base coach for the Houston Astros.

DENNIS ABRAHAM

DIRECTOR OF PRO SCOUTING
31st NFL SEASON
26th SEASON WITH CHARGERS

Dennis Abraham coordinates the procurement of players during free agency, while also scouting and evaluating players in the NFL, Canadian Football League, USFL and XFL. During the season, in addition to his role in player personnel, Abraham handles advance scouting of upcoming opponents.

Abraham spent five years in the personnel department for the Buffalo Bills, helping prepare the defensive game analysis for the coaches. He also served as the Bills' training camp coordinator from 1998-2000.

A native of Akron, N.Y., Abraham attended Akron Central High School, competing in football, basketball and baseball. He then played center and tackle at Baldwin-Wallace College in Berea, Ohio, graduating in 1993 with a degree in sports management. In 2012, Abraham was inducted onto the Wall of Fame at Akron Central.

Abraham and his wife, Amy, have two sons, D.J. and Dustyn.

COREY KRAWIEC

DIRECTOR OF PLAYER PERSONNEL STRATEGY
13th NFL SEASON
2nd SEASON WITH CHARGERS

Corey Krawiec enters his second year as director of player personnel strategy for the Chargers in 2025. He oversees the organization's efforts with strategy and data analysis for the personnel and coaching staff.

Krawiec spent 11 seasons with the Baltimore Ravens, providing research and insight to the Pro Scouting, College Scouting, and Salary Cap departments. He began with the Ravens in 2013 as player personnel/analytics assistant before being promoted to manager, player evaluation & analytics in 2017. His models and analysis helped Baltimore claim three AFC North Division titles, six postseason berths and an appearance in the AFC Championship Game in 2023.

He helps the Chargers by drawing on a diverse portfolio of professional sports experiences. Prior to his tenure with the Ravens, Krawiec served as an analytics consultant for an NHL team, where he developed innovative player evaluation metrics and automated reports that helped identify market trends and inefficiencies. He also served as a Hockey Operations Intern for the Stanley Cup-champion Chicago Blackhawks during the club's cup-raising 2009-2010 season. During his season with the Blackhawks, Krawiec reported to the General Manager, participating in NHL Draft meetings, presenting reports and analysis, and aiding with player contract operations. Before his time with the Blackhawks, he spent the summer of 2008 as a Ticket Operations intern with the Chicago Bears. His start in professional sports came in college, when he worked as an usher for the Chicago Cubs.

A graduate of Loyola University Chicago in 2008, Krawiec also received his MBA in business leadership and analytics from the Mendoza School of Business at the University of Notre Dame in 2012.

TYLER LYON

ASSISTANT DIRECTOR OF PRO SCOUTING
12th NFL SEASON
12th SEASON WITH CHARGERS

Tyler Lyon joined the Chargers as a training camp intern in the summer of 2014 and has worked his way into the scouting department. Lyon began his first season as an area scout in 2018 and will serve his third season as the assistant director of pro scouting in 2025.

After his training camp internship, Lyon was hired as a full-time intern in 2015 and served as the team's College Scouting Coordinator from 2016-17.

Lyon graduated with a law degree in 2014 from the University of San Diego Law School and holds a bachelor's degree from the University of Arizona in economics and philosophy.

A native of Valencia, Calif., Lyon played quarterback at Hart High School and earned a scholarship from Arizona. He also played baseball during his prep career.

Lyon is the son of Gabi and Chuck Lyon. His father, Chuck, was the Athletic Director at College of the Canyons in Valencia, Calif., where he was also the head football coach from 1998-2006. Lyon and his wife, Brittany, have a daughter, Kennedy.

KATIE SYLVAN

DIRECTOR OF FOOTBALL ADMINISTRATION
13th NFL SEASON
4th SEASON WITH CHARGERS

Katie Sylvan enters her fourth season with the Chargers after joining the club as the director of football administration in March 2022. She came to Los Angeles after a nine-year tenure working on behalf of the National Football League with the NFL Management Council, which represents the NFL and its clubs in negotiations with the NFL Players Association. During her time with the Management Council, she served as an expert in matters pertaining to the salary cap and NFL player contracts, and she also served as an instrumental part of the team that negotiated and executed the 2020 Collective Bargaining Agreement.

Sylvan got her start in the NFL in 2013 through the league office's junior rotational program, where she worked in labor finance and broadcasting. Following the two-year program, Sylvan started in the NFL Management Council, where she most recently served as director of labor operations (2021-22), and previously served as senior manager of labor operations (2019-21), manager of labor operations (2016-19), and coordinator of labor operations (2015-16).

Sylvan graduated from Harvard University in 2013 with a Bachelor of Arts degree in East Asian Studies. While at Harvard, she played on the varsity women's golf team, during which time she was named Ivy League Rookie of the Year and first-team All-Ivy League. She earned a Juris Doctor from Fordham Law School in 2022 while working for the league office and is licensed to practice law in California.

MIKE JASINSKI

NATIONAL SCOUT
8th NFL SEASON
8th SEASON WITH CHARGERS

Mike Jasinski begins his eighth season with the Chargers, elevating in responsibility over his tenure with the Bolts. 2025 marks his first year as a national scout for Los Angeles, having worked as an area scout for the previous five seasons (2020-24). Jasinski was hired as the team's combine area scout in 2018, a position he held for two years, after spending the previous six seasons at the collegiate level.

After three seasons as the director of scouting at Northwestern University, Jasinski held the title of director of football recruiting at Purdue University. Jasinski got his first experience at the NFL level when he was a summer intern with the Chicago Bears scouting department while at Northwestern.

Before getting into personnel, Jasinski spent time on the sidelines coaching. He began his coaching career as an assistant coach at Saint Patrick High School before taking the wide receiver coaching position at Illinois Wesleyan University. He also coached the running backs, wide receivers and tight ends at Elmhurst College before heading to Northwestern.

Jasinski played wide receiver at Butler University where he earned his degree in political science. He holds two master's degrees — one in sports psychology from Illinois State and another in sports administration from Northwestern.

KEVIN WEIDL

NATIONAL SCOUT
9th NFL SEASON
1st SEASON WITH CHARGERS

Kevin Weidl joins the Chargers in 2025 as a national scout after an eight-year tenure with the Baltimore Ravens (2017-24), where he spent time working with Chargers General Manager Joe Hortiz and Assistant General Manager Chad Alexander. Weidl was Baltimore's Southeast/Midwest area scout from 2021-24 after covering the Southeast/Southwest regions in his first four years with the organization.

Over his time with the Ravens, Weidl's scouting efforts resulted in multiple high-profile and impactful draft selections. The group is highlighted by tight end Mark Andrews, guard/center Bradley Bozeman tackle Orlando Brown, safety DeShon Elliott, tight end Hayden Hurst, wide receiver Marquise Brown, running back Justice Hill, guard Ben Powers, defensive tackle Justin Madubuike, wide receiver Devin Duvernay, cornerback Brandon Stephens, wide receiver Tylan Wallace, tight end Isaiah Likely, linebacker Trenton Simpson, running back Keaton Mitchell, cornerback Nate Wiggins, wide receiver Devontez Walker and safety Malaki Starks.

Weidl joined Baltimore after a 10-year stretch (2008-17) with ESPN Scout Inc., where he evaluated and produced scouting reports on draft-eligible prospects. He also worked as an in-studio host and sideline reporter on ESPN, the SEC Network and ESPNU.

A Pittsburgh native, Weidl attended Mt. Lebanon High and played quarterback at Indiana University of Pennsylvania, posting a 26-6 record as a starter and finishing his career with the third-most touchdown passes in program history (50). Wiedl's older brother, Andy, is the assistant general manager of the Pittsburgh Steelers. His younger brother, Casey, is a scouting coordinator with the Steelers. Weidl and his wife, Annie, were married in 2023. The couple has a daughter, Layla, and currently reside in Charlotte, N.C.



JAYLEN BANNERMAN-ODEN

AREA SCOUT
6th NFL SEASON
5th SEASON WITH CHARGERS

Jaylen Bannerman-Oden will begin his fifth season with the Chargers and his first as an area scout. He progressed in responsibilities over his time with the Bolts, beginning his tenure with the club as a pro scouting/operations intern in 2021. Bannerman-Oden then worked as a scouting assistant for two years (2022-23) and a college & pro scout in 2024. Bannerman-Oden came to the Bolts after spending the 2020 season as a video intern and external scouting game charter for the Cleveland Browns.

Bannerman-Oden worked as a student assistant for the football team at Ohio University, graduating in 2019 with a degree in sport management. At Ohio, Bannerman-Oden was a Templeton Scholar, earning a full academic scholarship. He is the son of Tennessee Titans Pass Game Coordinator/ Cornerbacks Coach Tony Oden, who has coached for nine NFL teams and won Super Bowl XLIV with the New Orleans Saints.

DONOVAN BEIDELSCHIES

AREA SCOUT
21st NFL SEASON
13th SEASON WITH CHARGERS

Beidelschies joined the Chargers from Cleveland in 2013 and works as the team's collegiate scout for the Southeast area.

He spent eight seasons in Cleveland, including 2010-12 as a college area scout. He spent two seasons as a team operations coordinator (2005-06), two as a player personnel assistant-college scout (2007-08) and one as a scout (2009).

Before he joined the Browns, Beidelschies was an assistant football coach, special teams coordinator and travel coordinator at Thiel College in Greenville, Pa., from 2001-04. In 2000, he was an assistant coach at Allegheny (Pa.) College.

Beidelschies played football at Heidelberg College, graduating in 2000 with a degree in history and secondary education. He earned a master's degree in higher education administration from Youngstown State University in 2004.

ETHAN BRODSKY

AREA SCOUT
7th NFL SEASON
7th SEASON WITH CHARGERS

Brodsky enters his seventh season with the Chargers and his fourth as an area scout responsible for the Northeast area.

He joined the team as a training camp intern in 2018 and returned in a full-time capacity in 2019 for three seasons as a scouting assistant.

Brodsky graduated from South Carolina with a degree in sports management in the fall of 2017. He worked for the football program through five seasons (2013-17) as an equipment manager and recruiting assistant.

CHRIS HOBBS

AREA SCOUT
21st NFL SEASON
21st SEASON WITH CHARGERS

Chris Hobbs enters his 21st season with the Chargers and his 10th season scouting the West.

From 2013-15, Hobbs was the team's combine area scout, representing the Chargers at the National Scouting Combine.

A former executive assistant-player personnel, he scouted NFL practice squad players, NFL special teams, prospects from the AFL and CFL. Hobbs helped coordinate free agent and top-30 pickups as well as setting up the War Room for the NFL Draft. He also entered pro day information into the team's system for APT, assisted the video department during games taking still photos, and he is a group leader at the NFL combine for defensive linemen.

Hobbs spent his first two years with the Chargers full time in the business department (2005-2007) and spent 2002-03 interning for football operations under Ed McGuire during the season and interned for equipment during training camps.

Born in Hollywood, Calif., he attended North Hollywood High and graduated from University of the Pacific with a degree in sports management and a minor in business.

Hobbs married the former Angeline Geronimo in June 2015, and the couple has two sons, Theodore Lucas and Carter Geronimo.

JAMES MACPHERSON

AREA SCOUT
13th NFL SEASON
12th SEASON WITH CHARGERS

James MacPherson joined the Chargers front office in 2014. He played quarterback at Wake Forest University from 1998-2002 under Jim Caldwell and Jim Grobe before going to training camp with the Indianapolis Colts in 2003, learning from Tony Dungy behind Peyton Manning. While playing for the Demon Deacons, MacPherson was named the 2002 Seattle Bowl MVP. He played in the Arena Football League 2 with the Green Bay Blizzard in 2006, and in the Arena Football League with the Georgia Force in 2007 and the Grand Rapids Rampage in 2008 — playing for Bob Landsee, Doug Plank and Steve Thonn along the way.

MacPherson jumped into coaching full-time in 2009 as the quarterbacks coach at Pima Community College in Tucson, Ariz., on the staff of Pat Nugent. From 2010-12 he worked in the United Football League, splitting time between the Florida Tuskers and the Sacramento Mountain Lions — coaching with Jay Gruden, Dennis Green and Turk Schonert — before returning to Pima in 2013.

MacPherson graduated from Wake Forest with a degree in business. As a senior in 2002, he was selected to the ACC's All-Academic Team, as well as the American Football Coaches of America's Good Works Team. He is the president and founder of Santa's Helpers, Inc., a nonprofit that provides toys and clothes to low-income youth in Southern Arizona.

PATRICK RYAN

AREA SCOUT
14th NFL SEASON
13th SEASON WITH CHARGERS

In May 2016, the Chargers promoted Patrick Ryan from scouting assistant to area scout. The 2025 season will be his eighth year scouting the Midwest after two years in the Northeast.

Ryan joined the Chargers in 2013 after starting his career as a scouting assistant with the Cleveland Browns in 2012.

A native of Cleveland, Ohio, Ryan attended St. Ignatius High before enrolling at Georgetown University where he graduated with a degree in government with a minor in theology. Ryan played football for the Hoyas, starting at wide receiver as a junior and senior. In 2011, he was named to the Patriot League Academic Honor Roll.

Ryan's brother, John, played at Notre Dame from 2007-10 and his brother, Michael, played at Dayton from 2012-15. Their cousin, Jake Ryan, was a fourth-round selection of the Green Bay Packers in 2015.

JUSTIN SHERIDAN

AREA SCOUT
20th NFL SEASON
12th SEASON WITH CHARGERS

Justin Sheridan joined the Chargers in 2014 after spending eight seasons in Tampa Bay as both a college and pro scout. He joined the Buccaneers' staff in 2006 as a pro personnel assistant before being promoted to pro scout in 2008.

Prior to Tampa Bay, Sheridan spent March 2004-June 2006 as director of football operations at Northwestern University, where he was responsible for the day-to-day operations of the football program. Sheridan was originally hired at Northwestern as a recruiting assistant in July 2001 and was promoted to assistant director of football operations in February 2003.

Sheridan spent time as the assistant director of football operations at University of Pennsylvania and as an assistant coach at Western Maryland College (now McDaniel College).

A native of Ebensburg, Pa., Sheridan graduated from Western Maryland with a degree in business administration and a minor in accounting. At WMC, he lettered four years in football and played on two conference championship teams.

Sheridan and wife, Kristen, have two sons — Payton and Brooks — and a daughter, Tatum.

KEVIN McGUIRE

COLLEGE & PRO SCOUT
10th NFL SEASON
10th SEASON WITH CHARGERS

Kevin McGuire will begin his 10th season with the Chargers and his first as a college & pro scout. He previously spent the last four years as the team's combine area scout. McGuire began with the Chargers as a football operations intern for two seasons (2016-17) before working as a scouting assistant from 2018-20.

McGuire graduated from St. John's in 2016. During his time in college, McGuire spent three summers working in the Chargers scouting department. He earned his degree in sports management.

MATT ANDREWS

COMBINE AREA SCOUT
5th NFL SEASON
5th SEASON WITH CHARGERS

Matt Andrews enters his fifth season with the Chargers in 2025 and his first as the team's combine area scout. He began his tenure with the Bolts as a training camp intern for the video department in 2019 before returning as a full-season football video intern for two seasons (2021-22). In 2023, Andrews continued to support the video department while also working in scouting as an intern before moving fully into a scouting intern role in 2024.

Andrews graduated from Boise State University in 2021 with a pair of bachelor's degrees — one in Spanish and one in Film & Television Arts. During his time at Boise State, he worked in video for the Broncos football program. Andrews is a native of Mission Viejo, Calif., graduating from Mission Viejo High in 2018.

NOAH EVANGELIDES

RESEARCH ANALYST
3rd NFL SEASON
3rd SEASON WITH CHARGERS

Noah Evangelides enters his third season with the Chargers as a research analyst, focusing his efforts to assist the coaching staff identifying statistical projects and trends, while also providing analysis. His first two years with the team were as a research analyst, assisting the scouting and coaching staffs with statistical projects. Evangelides joined the Chargers after working as an offensive line graduate assistant coach at his alma mater, Northwestern University, in 2022, helping coach Peter Skoronski to eventually be selected No. 11 overall in the 2023 NFL Draft.

Evangelides attended Northwestern, where he worked with the football team for five seasons (2016-20), spending his final three as an undergraduate assistant coach. He was part of a program that secured four bowl victories and a pair of Big Ten West Division Championships. After graduating from Northwestern, Evangelides was hired as a special teams analyst at Drake University, coaching tight ends and fullbacks for the Bulldogs.

MAYA HARVEY

FOOTBALL SYSTEMS DEVELOPER
2nd NFL SEASON
2nd SEASON WITH CHARGERS

Maya Harvey enters her first season as football systems developer for the Chargers in 2025. It marks her second year with the Bolts after working as a fellow for the team in 2024. She graduated from Stanford University with a degree in computer science with a concentration in human computer interaction. Harvey lettered four years in beach volleyball for the Cardinal (2021-24), earning Pacific-12 Scholar Athlete of the Year in 2024 and compiling 84 career individual victories, the fifth-most by any player in program history.

A native of nearby Hermosa Beach, Harvey was the 2019 AAU Player of the Year and was a 2019 Interscholastic Beach Volleyball World Champion. That year, she helped Redondo Union High to a victory in the CIF-SS Indoor Championship. Harvey began her prep career at Mira Costa High, winning back-to-back IBVL Beach Volleyball State Championships from 2017-18.



GIUSEPPE ORSINI

PLAYER PERSONNEL COORDINATOR
4th NFL SEASON
4th SEASON WITH CHARGERS

Giuseppe Orsini enters his fourth season with the Chargers and his second as the team's player personnel coordinator. He first joined the club in 2022 as a training camp intern and was kept on for the rest of the year and through the 2023 season as a pro scouting intern. Orsini came to the Bolts from his alma mater, Case Western Reserve University, where he coached in a variety of roles from 2020-21, including as wide receivers coach and assistant strength and conditioning coordinator.

Orsini graduated from Case Western Reserve in 2018 with a degree in finance, where he played wide receiver and served as a team captain. He went on to earn a master's degree in management and finance from Case Western Reserve in 2019. The Pittsburgh, Pa., native also worked in high-net-worth asset management in Cleveland, Ohio, from 2019-22.

FOOTBALL STAFF

MARCO ZUCCONI

DIRECTOR OF PLAYER HEALTH, WELLNESS & PERFORMANCE
14th NFL SEASON
14th SEASON WITH CHARGERS

Marco Zucconi begins his third season as the Director of Player Health, Wellness & Performance for the Los Angeles Chargers after spending five seasons as an assistant athletic trainer and another six seasons as an associate athletic trainer for the club. In all, 2025 will be Zucconi's 14th season with the Bolts.

Zucconi began his athletic training career as an assistant athletic trainer and rehabilitation coordinator for the University of Central Florida in 2011. He joined the Chargers in 2012 as an assistant athletic trainer. He then was promoted to associate athletic trainer in 2017 before his promotion to Director of Player Health, Wellness & Performance in 2023.

As the Director of Player Health, Wellness & Performance, Zucconi oversees all aspects of the medical operations, as well as developing, coordinating and administering a player-centric health care model to allow players to perform at their highest levels. He is the lead on integrating sports science technologies into all aspects of player health and safety.

Zucconi won the 2023 Professional Football Athletic Trainers Society (PFATS) Tim Davey AFC Assistant Athletic Trainer of the Year Award for his work with the Bolts during the 2022 season. Among his numerous certifications include Performance Enhancement Specialist from the National Academy of Sports Medicine.

In 2008, Zucconi earned a degree in exercise and nutritional science with an emphasis in athletic training from San Diego State University before earning a master's degree in sports and fitness with an emphasis in sports leadership and coaching in 2010 from the University of Central Florida.

Zucconi and his wife, Kimberly, have three children.



SALVADOR LOPEZ

HEAD ATHLETIC TRAINER
9th NFL SEASON
3rd SEASON WITH CHARGERS

Salvador Lopez enters his third season as the Head Athletic Trainer for the Los Angeles Chargers in 2025. He is tasked with the team's well-being, injury management and coordinating operational procedures.

Lopez joined the Bolts in 2023 after spending five years with the Tennessee Titans, most recently as the Director of Sports Rehabilitation in 2022. In that role, he was responsible for managing all long-term and short-term rehabilitation programs for players. Lopez originally joined the Titans as an assistant athletic trainer in 2018 after working in a similar capacity for the University of Louisville football program for two seasons (2016-17).

Professionally, he sits on the internal and external education committees of the Professional Football Athletic Trainers Society (PFATS) Foundation. Additionally, he is a NSCA Certified Strength and Conditioning Specialist. He is a Performance Enhancement Specialist and Corrective Exercise Specialist through NASM. He is an FMS Level 2 Selective Functional Movement Screening provider. He is certified in Dry Needling through Structure and Function. He is additionally training in movement assessment through the FMT Movement Specialist certification. He has gained manual therapy training for the lower extremity, Functional Range Release certified, through FRS.

Lopez was a seasonal athletic trainer with the Tampa Bay Buccaneers in 2015 after earning his master's degree from the University of South Florida and serving as a resident athletic trainer for the football and tennis programs. He also was a student athletic trainer from 2011-13 at Fresno State while earning his bachelor's degree and was a summer athletic training intern for the Raiders in 2012.

ALVIN CABRERA
Assistant Head Athletic Trainer

ALLISON MINER
Director of Rehabilitation and Recovery/Associate Athletic Trainer/Physical Therapist

SAMUEL O'LEARY
Senior Associate Athletic Trainer/Rehab Technology Coordinator

BOBBY GRAGSTON
Physical Therapist/ Assistant Athletic Trainer

MARCUS OWENS
Physical Therapist

DR. FARNK PETRIGLIANO
Head Orthopedic Team Physician

DR. EDWARD CHEUNG
Team Doctor

DR. THOMAS KREMEN
Team Doctor

DR. DAVID GAZZANIGA
Orthopedic Consultant

DR. DANIEL VIGIL
Head Primary Care Team Physician

DR. AMANDA HONSVALL-HOEFLER
Team Doctor

DR. JOSHUA GOLDMAN
Team Doctor

BRIAN DUDDY

DIRECTOR OF VIDEO OPERATIONS
36th NFL SEASON
36th SEASON WITH CHARGERS

Director of Video Operations since 1998, Brian Duddy's department is responsible for filming and editing practice and game footage for review by players and coaches using the XOS Thunder Digital Editing System.

Duddy's career includes three seasons as a staff assistant (1992-94) and three as a video assistant (1995-97). He was a staff assistant for the coaches during the team's 1994 AFC Championship season. He originally joined the team as a training camp ball boy in 1990.

Duddy was born in San Diego and attended Mira Mesa High School. He and his wife, Danielle, were married in 2021.

AARON SANDOVAL
Manager of
Video Operations

JACK FISCELLA
Video Assistant

EDDIE MUNOZ
Video Assistant

ARTHUR HIGHTOWER II

SENIOR DIRECTOR OF PLAYER ENGAGEMENT
21st NFL SEASON
21st SEASON WITH CHARGERS

Arthur Hightower II is in his 21st season with the Los Angeles Chargers, where he plays a vital role in supporting players through their transitions into the NFL and preparing them for life beyond football. He leads programs focused on continuing education, life skills, financial literacy, career development and internships, as well as collaborates with programs in total wellness and mental health. He has served as a valued member of the NFL's Player Engagement Steering Committee.

In 2007, Hightower was honored with the NFL's prestigious Winston-Shell Award, recognizing his innovative leadership and dedication to player development.

Before joining the NFL in 2005, Hightower spent three years as Assistant Director of Professional Development at the NCAA National Office in Indianapolis. His early career included roles as a student-athlete academic counselor at the University of Houston and the University of Maine, following a formative internship at the NCAA's Education Services group from 1997-98.

A former free safety at Florida A&M University, Hightower was named Male Scholar-Athlete of the Year as a junior and graduated magna cum laude with a degree in Graphic Arts and Printing Management. He went on to earn his master's degree in Physical Education with a concentration in Sports Administration from Florida State University in 1998.

Originally from Fort Lauderdale, Fla., Hightower is a graduate of Brighton High School in Rochester, New York. He is a proud father of two daughters and a son.



CHRIS SMITH

DIRECTOR OF EQUIPMENT OPERATIONS
36th NFL SEASON
36th SEASON WITH CHARGERS

Chris Smith has worked in the equipment room for the Chargers for over 30 years. Smith was promoted to director of equipment operations in 2023 after spending six seasons (2017-22) as the team's head equipment manager.

Smith started with the organization in 1990, working as an equipment assistant for 10 seasons before his 17 seasons as assistant equipment manager/field manager.

A Certified Athletic Equipment Manager through AEMA and a member of the Professional Football Equipment Managers Society (PFEMS), Smith came to the Chargers from his alma mater, San Diego State where he was the head student equipment manager for three years. He earned his degree in physical education and later received his teaching credential.

Smith attended Adolfo Camarillo High School where he earned two letters in football. Away from the football field, Smith is an avid hiker where he has summited two 14er peaks in California.

Smith and his wife, Joan, reside in Sunset Beach, Calif., and have two children, Zachary and Erin.

KEVIN DUDDY
Senior Equipment Manager

CHAD JESSOP
Assistant Equipment Manager

TASSO PANOPOULOS
Equipment Assistant

TRISTAN GREENE
Equipment Assistant

RYAN ROWLAND

HEAD GROUNDSKEEPER
8th NFL SEASON
8th SEASON WITH CHARGERS

Ryan Rowland enters his eighth season with the Los Angeles Chargers and his seventh as the Head Groundskeeper for the organization. Rowland came to the Chargers from the Los Angeles Memorial Coliseum where he worked with the Los Angeles Rams and USC.

Rowland is entering his 19th year in the turf management industry. He has also worked with the Washington Redskins (2006-07), Washington Nationals (2007-09), Minnesota Twins (2010-16) and 10 years in the golf industry.

Rowland earned his degree in turfgrass management in 2004 from Iowa State University.

Rowland and his wife Yuki were married in 2014 in Sapporo, Japan. Rowland enjoys golf and fishing and time on the lake. The couple currently resides in Redondo Beach.



JORDAN ACHAY
Field Manager

MILES COOK
Field Manager

TYLER VANDENAKKER
Field Manager



GRANT HARRIS

DIRECTOR OF PERFORMANCE NUTRITION
4th NFL SEASON
1st SEASON WITH CHARGERS

Grant Harris enters his first season as Director of Performance Nutrition for the Los Angeles Chargers in 2025, overseeing dietary needs of the Bolts to ensure maximum performance. He joins the team after spending the last two seasons (2023-24) as a performance dietitian with the Tampa Bay Buccaneers.

Harris got his first NFL experience as a performance nutrition intern with the Dallas Cowboys in 2018 before working for nearly five years in baseball with the Cleveland Guardians. With the Guardians he started as Minor League Nutrition Coordinator and worked his way up to be the Major League Dietitian. He previously had experience with the Minnesota Twins, University of Michigan and Florida State University.

A board-certified specialist in sports dietetics, Harris earned a bachelor's degree in biology/biological sciences and a master's degree in sports nutrition from Florida State University. He also earned an associate's degree in culinary arts/chef training from Johnson & Wales University.

KATE HODGETTS
Assistant Director of Performance Nutrition

JOHN WIEDMEIER

DIRECTOR OF FOOTBALL OPERATIONS
13th NFL SEASON
9th SEASON WITH CHARGERS

John Wiedmeier enters his third season as director of football operations for the Los Angeles Chargers in 2025. It marks his ninth year with the team, joining the Bolts in 2017. Wiedmeier handles team travel, internal scheduling of football activities along with a host of other operational duties.

In 2024, Wiedmeier and Director of Football Logistics Christina DeRuyter were recognized by their peers as AFC Travel Directors of the Year. The nomination and award was the first of its kind in franchise history. Wiedmeier and DeRuyter successfully planned travel for the Bolts to spend 22 nights away from Southern California during the season, including a week in Charlotte between road games against the Carolina Panthers and Pittsburgh Steelers in Weeks 2 and 3.

Wiedmeier was promoted to director of football operations in 2023 after spending six years in football/stadium and game operations for the Bolts. He was instrumental to the team's stadium operations at StubHub Center from 2017-19 and the opening of SoFi Stadium in 2020, when he was also tasked with coordinating exposure and tracer data during the COVID-19 pandemic.

When hired by the Bolts in 2017, Wiedmeier brought extensive NFL operations experience. He spent four seasons with the Miami Dolphins (2013-16), working in stadium and football operations. Wiedmeier began his NFL career in 2012, spending training camp with the Minnesota Vikings before working the rest of the season with the Cleveland Browns.

Wiedmeier earned a bachelor's degree in economics with a minor in business law from Florida Atlantic University and is the son of Bryan and Mary Wiedmeier. He worked in equipment at FAU, helping the program win its first Bowl game as a freshman. Wiedmeier played football, hockey and wrestled at St. Thomas Aquinas High in Fort Lauderdale, Fla. His father, Bryan, started at center for three seasons at Carroll College in Montana and was an executive with the Dolphins and Browns, working as Assistant General Manager in Miami, working his way up to President and COO before moving on as Executive Vice President — Business Operations in Cleveland.

CHRISTINA DeRUYTER

DIRECTOR OF FOOTBALL LOGISTICS
2nd NFL SEASON
2nd SEASON WITH CHARGERS

Christina DeRuyter enters her second season as Director of Football Logistics for the Los Angeles Chargers in 2025. DeRuyter handles team travel, onboarding and travel for newly acquired players along with a host of other duties, including overseeing all home hotel logistics and serving as a liaison to players and their families.

In her first season with the team, DeRuyter and Director of Football Operations John Wiedmeier were recognized as AFC Travel Directors of the Year. The nomination and award was the first of its kind in franchise history. Wiedmeier and DeRuyter successfully planned travel for the Bolts to spend 22 nights away from Southern California during the season, including a week in Charlotte between road games against the Carolina Panthers and Pittsburgh Steelers in Weeks 2 and 3.

DeRuyter joined the Bolts after three years (2021-23) at the University of Michigan, where she was the director of on-campus recruiting & operations under Head Coach Jim Harbaugh. Her work streamlined operational efficiency for the Wolverines over three Big Ten Championship and College Football Playoff seasons, culminating in a 15-0 record and National Championship in 2023. DeRuyter's extensive experience in college football included spent time working in a variety of capacities with the football programs at Vanderbilt, Texas Tech, Arizona, California, Texas A&M and Fresno State.

DeRuyter earned a bachelor's degree in sport management from Texas A&M University and is the daughter of Tim and Kara DeRuyter. Her father, Tim, coached over 30 years in college football, including as head coach at Fresno State from 2012-16. With the Bulldogs, he led the team to a pair of Mountain West Championships and coached future second-round draft picks Derek Carr and Davante Adams to connect for 38 touchdowns over two seasons (2012-13).

CHUCK SANDUSKY
Football Staff Assistant

MIA JONES
Assistant to the General Manager

GEORGE GREGORY
Team Chaplain

DR. HERB MARTIN
Psychologist

2025 ALPHABETICAL ROSTER

No.	Name	Pos.	Ht.	Wt.	Birthdate	Exp.	College	Hometown	How Acq.
76	Alt, Joe	T	6-8	322	2/28/03	2	Notre Dame	North Oaks, Minn.	D1-'24
61	Barnhart, Karsen	G	6-5	316	3/2/01	1	Michigan	Paw Paw, Mich.	FA-'24
73	Becton Sr., Mekhi	G	6-7	363	4/18/99	6	Louisville	Highland Springs, Va.	UFA (Phi)-'25
75	Bozeman, Bradley	C	6-5	325	11/24/94	8	Alabama	Roanoke, Ala.	FA-'24
31d	Bridges, Trikweze	DB	6-2	200	9/20/00	R	Florida	Lanett, Ala.	D7-'25
99	Caldwell, Jamaree	DL	6-1	340	8/30/00	R	Oregon	Newberry, S.C.	D3-'25
38o	Campbell, Dalevon	WR	6-4	220	12/5/01	R	South Carolina	Houston, Texas	FA-'25
46o	Castles, McCallan	TE	6-5	252	12/3/99	1	Tennessee	South Lake Tahoe, Calif.	FA-'24
25	Colson, Junior	LB	6-3	247	12/6/02	2	Michigan	Franklin, Tenn.	D3-'24
83	Conklin, Tyler	TE	6-3	248	7/30/95	8	Central Michigan	Chesterfield, Mich.	UFA (NYJ)-'25
12	Davis, Derius	WR	5-8	165	9/11/00	3	TCU	St. Francisville, La.	D4-'23
11	Dicker, Cameron	K	6-1	216	5/6/00	4	Texas	Austin, Texas	FA-'22
89	Dissly, Will	TE	6-4	265	7/8/96	8	Washington	Bozeman, Mont.	FA-'24
48	Dupree, Bud	OLB	6-4	269	2/12/93	11	Kentucky	Macon, Ga.	FA-'24
43	Dye, Troy	LB	6-3	225	9/18/96	6	Oregon	Norco, Calif.	UFA (Min)-'24
92	Eboigbe, Justin	DL	6-5	292	4/9/01	2	Alabama	Forest Park, Ga.	D4-'24
94	Edwards, TeRah	DL	6-2	305	6/3/01	R	Illinois	Columbus, Ohio	FA-'25
42	Fisk, Tucker	TE	6-4	285	1/19/99	3	Stanford	Davis, Calif.	FA-'24
87	Fitzpatrick, Dez	WR	6-2	208	12/17/97	2	Louisville	Farmington Hills, Mich.	FA-'24
69	Fuga, Josh	DL	6-2	313	2/14/01	R	Virginia Tech	Woodbridge, Va.	FA-'25
86	Gadsden, Oronde	TE	6-5	236	6/25/03	R	Syracuse	Plantation, Fla.	D5b-'25
32	Gilman, Alohi	S	5-10	201	9/17/97	6	Notre Dame	Laie, Hawaii	D6-'20
37o	Grimm, Luke	WR	6-0	190	8/8/01	R	Kansas	Raymore, Mo.	FA-'25
59	Guidry, Kylan	OLB	6-4	240	9/14/01	R	Kentucky	Opelousas, La.	FA-'25
8	Hampton, Omarion	RB	6-0	220	3/16/03	R	North Carolina	Clayton, N.C.	D1-'25
91	Hand, Da'Shawn	DL	6-3	302	11/14/95	8	Michigan State	Woodbridge, Va.	UFA (Mia)-'25
47	Harris, Josh	LS	6-1	224	4/27/89	14	Auburn	Carrollton, Ga.	UFA (Atl)-'22
22	Harris, Najee	RB	6-1	242	3/9/98	5	Alabama	Antioch, Calif.	UFA (Pit)-'25
9	Harris, Tre'	WR	6-3	210	2/28/02	R	Mississippi	Broussard, La.	D2-'25
20	Hart, Cam	CB	6-2	207	12/5/00	2	Notre Dame	Baltimore, Md.	D5b-'24
28	Haskins, Hassan	RB	6-2	228	11/26/99	4	Michigan	St. Louis, Mo.	W (Ten)-'24
4	Heinicke, Taylor	QB	6-1	210	3/15/93	8	Old Dominion	Atlanta, Ga.	T (Atl)-'24
0	Henley, Daiyan	LB	6-0	225	11/18/99	3	Washington State	Los Angeles, Calif.	D3-'23
10	Herbert, Justin	QB	6-6	236	3/10/98	6	Oregon	Eugene, Ore.	D1a-'20
98	Hinton, Christopher	DL	6-4	310	9/14/00	2	Michigan	Johns Creek, Ga.	FA-'22
26	Jackson, Donte	CB	5-10	180	11/8/95	8	Louisiana State	Metairie, La.	UFA (Pit)-'25
27o	Jackson, JaQuae	WR	6-1	184	1/30/00	2	Rutgers	Pittsburgh, Pa.	FA-'25
78	James, Andre	C	6-4	300	5/2/97	7	UCLA	Herriman, Utah	FA-'25
3	James Jr., Derwin	S	6-2	215	8/3/96	8	Florida State	Haines City, Fla.	D1-'18
23	Jefferson, Tony	S	5-11	212	1/27/92	11	Oklahoma	Chula Vista, Calif.	FA-'24
38d	Johnson, Emany	LB	6-2	218	11/17/00	1	Nevada	Richmond, Calif.	FA-'24
39o	Johnson, Jaylen	WR	6-2	194	5/26/00	1	East Carolina	Duluth, Ga.	FA-'24
77	Johnson, Zion	G	6-3	316	11/18/99	4	Boston College	Bowie, Md.	D1-'22
1	Johnston, Quentin	WR	6-2	208	9/6/01	3	TCU	Temple, Texas	D1-'23
35d	Jones, Jaylen	S	6-1	203	12/27/02	R	Virginia Tech	Richmond, Va.	FA-'25
96	Jones, Naquan	DL	6-3	313	2/5/98	5	Michigan State	Evanston, Ill.	UFA (Ari)-'25
62	Jones, Nash	G	6-5	320	3/29/02	R	Texas State	Dallas, Texas	FA-'25
63	Kaltenberger, Josh	C	6-6	308	8/10/01	R	Maryland	Pittsburgh, Pa.	FA-'25
54	Kennard, Kyle	OLB	6-5	254	12/12/01	R	South Carolina	Atlanta, Ga.	D4-'25
41	Klotz, Stevo	TE	6-4	260	12/28/01	R	Iowa State	Chaska, Minn.	FA-'25
84	Lambert-Smith, KeAndre	WR	6-1	182	10/16/01	R	Auburn	Norfolk, Va.	D5a-'25
5	Lance, Trey	QB	6-4	226	5/9/00	5	North Dakota State	Marshall, Minn.	UFA (Dal)-'25
33	Leonard, Deane	DB	6-0	195	11/20/99	4	Mississippi	Calgary, Alberta, Canada	D7a-'22
52	Mack, Khalil	OLB	6-3	269	2/22/91	12	Buffalo	Fort Pierce, Fla.	T (Chi)-'22
44	Matlock, Scott	FB/DL	6-4	296	6/28/00	3	Boise State	Homedale, Idaho	D6-'23
56	Mauga, Kana'i	LB	6-2	245	1/8/00	3	Southern California	Waianae, Hawaii	FA-'25
15	McConkey, Ladd	WR	6-0	185	11/11/01	2	Georgia	Chatsworth, Ga.	D2-'24
27d	Mickens, RJ	S	6-0	210	7/10/01	R	Clemson	Southlake, Texas	D6b-'25
31o	Miller-Hines, Nyheim	RB	5-9	196	11/12/96	6	North Carolina State	Garner, N.C.	FA-'25
2	Molden, Elijah	DB	5-10	192	1/30/99	5	Washington	West Linn, Ore.	T (Ten)-'24
57	Morris-Brash, Tre'Mon	OLB	6-2	245	9/29/00	1	Central Florida	Richmond, Va.	FA-'24
50	Murphy, Caleb	OLB	6-3	254	12/15/99	2	Ferris State	Campbellsburg, Ind.	FA-'24
74	Nelson, Ryan	T	6-6	315	8/6/99	R	Virginia	Buena Park, Calif.	FA-'25
93	Ogbonnia, Otito	DL	6-4	320	8/25/00	4	UCLA	Houston, Texas	D5-'22
37d	Oladokun, Jordan	CB	6-0	190	7/29/02	R	Bowling Green State	Tampa, Fla.	FA-'25
34	Patterson, Jaret	RB	5-8	195	12/23/99	2	Buffalo	Glendale, Md.	FA-'23
6	Perryman, Denzel	LB	5-11	240	12/5/92	11	Miami	Coral Gables, Fla.	UFA (Hou)-'24
49o	Petaia, Jordan	TE	6-3	227	3/14/00	R	—	Brisbane, Queensland, Australia	FA (IPP)-'25
53	Phillips, Del'Shawn	LB	6-2	230	10/9/96	6	Illinois	Highland Park, Ill.	UFA (Hou)-'25
79	Pipkins III, Trey	G/T	6-6	307	9/5/96	7	Sioux Falls	Apple Valley, Minn.	D3-'19
49d	Purchase, Myles	CB	5-11	205	11/26/02	R	Iowa State	Denver, Colo.	FA-'25
97	Randolph, Garmon	OLB	6-8	260	10/5/00	R	Baylor	Jefferson, Ga.	FA-'25
88	Reagor, Jalen	WR	5-11	197	1/2/99	5	TCU	Waxahachie, Texas	FA-'24
46d	Reed, Nikko	CB	5-10	180	3/3/03	R	Oregon	Oakland, Calif.	FA-'25
82	Rice, Brenden	WR	6-3	210	3/18/02	2	Southern California	Chandler, Ariz.	D7a-'24
39d	Rogers, Eric	CB	6-2	189	4/2/02	R	Rutgers	Burlington Township, N.J.	FA-'25
68	Salyer, Jamaree	OL	6-4	325	7/13/00	4	Georgia	Atlanta, Ga.	D6a-'22
35o	Sanders, Raheim	RB	6-0	230	6/8/02	R	South Carolina	Palm Bay, Fla.	FA-'25
16	Scott, JK	P	6-5	208	10/30/95	7	Alabama	Denver, Colo.	FA-'22
70	Slater, Rashawn	T	6-4	315	3/26/99	5	Northwestern	Sugar Land, Texas	D1-'21
65	Stewart, Corey	T	6-6	318	7/22/02	R	Purdue	Nashville, Tenn.	FA-'25
29	Still, Tarheeb	CB	6-1	196	6/9/02	2	Maryland	Sicklerville, N.J.	D5a-'24
24	St-Juste, Benjamin	CB	6-3	200	9/8/97	4	Minnesota	Montreal, Quebec, Canada	UFA (Was)-'25
90	Tart, Teair	DL	6-2	315	2/28/97	6	Florida International	Philadelphia, Pa.	FA-'24
71	Taylor, Branson	G	6-6	330	2/13/02	R	Pittsburgh	Lorain, Ohio	D6a-'25
36	Taylor, Ja'Sir	DB	5-10	185	1/8/99	4	Wake Forest	Asbury Park, N.J.	D6b-'22
45	Tuipulotu, Tuli	OLB	6-3	266	9/3/02	3	Southern California	Hawthorne, Calif.	D2-'23
13	Uiagalelei, DJ	QB	6-4	252	4/17/01	R	Florida State	Inland Empire, Calif.	FA-'25
30	Vidal, Kimani	RB	5-8	215	8/28/01	2	Troy	Marietta, Ga.	D6-'24
67	Washington, Savion	T	6-9	340	4/12/02	R	Syracuse	Akron, Ohio	FA-'25
58	Wax, Marlowe	LB	6-1	236	12/13/02	R	Syracuse	Baltimore, Md.	FA-'25
40	Williamson, Kendall	S	6-0	203	8/24/00	1	Stanford	Snellville, Ga.	FA-'24

2025 NUMERICAL ROSTER

No.	Name	Pos.	Ht.	Wt.	Age	Exp.	College	Hometown	How Acq.
0	Daiyan Henley	LB	6-0	225	25	3	Washington State	Los Angeles, Calif.	D3-'23
1	Quentin Johnston	WR	6-2	208	23	3	TCU	Temple, Texas	D1-'23
2	Elijah Molden	DB	5-10	192	25	5	Washington	West Linn, Ore.	T (Ten)-'24
3	Derwin James Jr.	S	6-2	215	28	8	Florida State	Haines City, Fla.	D1-'18
4	Taylor Heinicke	QB	6-1	210	32	8	Old Dominon	Atlanta, Ga.	T (Atl)-'24
5	Trey Lance	QB	6-4	226	25	5	North Dakota State	Marshall, Minn.	UFA (Dal)-'25
6	Denzel Perryman	LB	5-11	240	32	11	Miami	Coral Gables, Fla.	UFA (Hou)-'24
8	Omarion Hampton	RB	6-0	220	22	R	North Carolina	Clayton, N.C.	D1-'25
9	Tre' Harris	WR	6-3	210	23	R	Mississippi	Broussard, La.	D2-'25
10	Justin Herbert	QB	6-6	236	27	6	Oregon	Eugene, Ore.	D1a-'20
11	Cameron Dicker	K	6-1	216	25	4	Texas	Austin, Texas	FA-'22
12	Derius Davis	WR	5-8	165	24	3	TCU	St. Francisville, La.	D4-'23
13	DJ Uiagalelei	QB	6-4	252	24	R	Florida State	Inland Empire, Calif.	FA-'25
15	Ladd McConkey	WR	6-0	185	23	2	Georgia	Chatsworth, Ga.	D2-'24
16	JK Scott	P	6-5	208	29	7	Alabama	Denver, Colo.	FA-'22
20	Cam Hart	CB	6-2	207	24	2	Notre Dame	Baltimore, Md.	D5b-'24
22	Najee Harris	RB	6-1	242	27	5	Alabama	Antioch, Calif.	UFA (Pit)-'25
23	Tony Jefferson	S	5-11	212	33	11	Oklahoma	Chula Vista, Calif.	FA-'24
24	Benjamin St-Juste	CB	6-3	200	27	5	Minnesota	Montreal, Quebec, Canada	UFA (Was)-'25
25	Junior Colson	LB	6-3	247	22	2	Michigan	Franklin, Tenn.	D3-'24
26	Donte Jackson	CB	5-10	180	29	8	Louisiana State	Metairie, La.	UFA (Pit)-'25
27d	RJ Mickens	S	6-0	210	24	R	Clemson	Southlake, Texas	D6b-'25
27o	JaQuae Jackson	WR	6-1	184	25	2	Rutgers	Pittsburgh, Pa.	FA-'25
28	Hassan Haskins	RB	6-2	228	25	4	Michigan	St. Louis, Mo.	W (Ten)-'24
29	Tarheeb Still	CB	6-1	196	23	2	Maryland	Sicklerville, N.J.	D5a-'24
30	Kimani Vidal	RB	5-8	215	23	2	Troy	Marietta, Ga.	D6-'24
31d	Trikweze Bridges	DB	6-2	200	24	R	Florida	Lanett, Ala.	D7-'25
31o	Nyheim Miller-Hines	RB	5-9	196	28	6	North Carolina State	Garner, N.C.	FA-'25
32	Alohi Gilman	S	5-10	201	27	6	Notre Dame	Laie, Hawaii	D6-'20
33	Deane Leonard	DB	6-0	195	25	4	Mississippi	Calgary, Alberta, Canada	D7a-'22
34	Jaret Patterson	RB	5-8	195	25	2	Buffalo	Glendale, Md.	FA-'23
35d	Jaylen Jones	S	6-1	203	22	R	Virginia Tech	Richmond, Va.	FA-'25
35o	Raheim Sanders	RB	6-0	230	23	R	South Carolina	Palm Bay, Fla.	FA-'25
36	Ja'Sir Taylor	DB	5-10	185	26	4	Wake Forest	Asbury Park, N.J.	D6b-'22
37d	Jordan Oladokun	CB	6-0	190	23	R	Bowling Green State	Tampa, Fla.	FA-'25
37o	Luke Grimm	WR	6-0	190	23	R	Kansas	Raymore, Mo.	FA-'25
38d	Emany Johnson	LB	6-2	218	24	1	Nevada	Richmond, Calif.	FA-'24
38o	Dalevon Campbell	WR	6-4	220	23	R	South Carolina	Houston, Texas	FA-'25
39d	Eric Rogers	CB	6-2	189	23	R	Rutgers	Burlington Township, N.J.	FA-'25
39o	Jaylen Johnson	WR	6-2	194	25	1	East Carolina	Duluth, Ga.	FA-'24
40	Kendall Williamson	S	6-0	203	24	1	Stanford	Snellville, Ga.	FA-'24
41	Stevo Klotz	TE	6-4	260	23	R	Iowa State	Chaska, Minn.	FA-'25
42	Tucker Fisk	TE	6-4	285	26	3	Stanford	Davis, Calif.	FA-'24
43	Troy Dye	LB	6-3	225	28	6	Oregon	Norco, Calif.	UFA (Min)-'24
44	Scott Matlock	FB/DL	6-4	296	25	3	Boise State	Homedale, Idaho	D6-'23
45	Tuli Tuipulotu	OLB	6-3	266	22	3	Southern California	Hawthorne, Calif.	D2-'23
46d	Nikko Reed	CB	5-10	180	22	R	Oregon	Oakland, Calif.	FA-'25
46o	McCallan Castles	TE	6-5	252	25	1	Tennessee	South Lake Tahoe, Calif.	FA-'24
47	Josh Harris	LS	6-1	224	36	14	Auburn	Carrollton, Ga.	UFA (Atl)-'22
48	Bud Dupree	OLB	6-4	269	32	11	Kentucky	Macon, Ga.	FA-'24
49d	Myles Purchase	CB	5-11	205	22	R	Iowa State	Denver, Colo.	FA-'25
49o	Jordan Petaia	TE	6-3	227	25	R	—	Brisbane, Queensland, Australia	FA (IPP)-'25
50	Caleb Murphy	OLB	6-3	254	25	2	Ferris State	Campbellsburg, Ind.	FA-'24
52	Khalil Mack	OLB	6-3	269	34	12	Buffalo	Fort Pierce, Fla.	T (Chi)-'22
53	Del'Shawn Phillips	LB	6-2	230	28	6	Illinois	Highland Park, Ill.	UFA (Hou)-'25
54	Kyle Kennard	OLB	6-5	254	23	R	South Carolina	Atlanta, Ga.	D4-'25
56	Kana'i Mauga	LB	6-2	245	25	3	Southern California	Waianae, Hawaii	FA-'25
57	Tre'Mon Morris-Brash	OLB	6-2	245	24	1	Central Florida	Richmond, Va.	FA-'24
58	Marlowe Wax	LB	6-1	236	22	R	Syracuse	Baltimore, Md.	FA-'25
59	Kylan Guidry	OLB	6-4	240	23	R	Western Kentucky	Opelousas, La.	FA-'25
61	Karsen Barnhart	G	6-5	316	24	1	Michigan	Paw Paw, Mich.	FA-'24
62	Nash Jones	G	6-5	320	23	R	Texas State	Dallas, Texas	FA-'25
63	Josh Kaltenberger	C	6-6	308	23	R	Maryland	Pittsburgh, Pa.	FA-'25
65	Corey Stewart	T	6-6	318	23	R	Purdue	Nashville, Tenn.	FA-'25
67	Savion Washington	T	6-9	340	23	R	Syracuse	Akron, Ohio	FA-'25
68	Jamaree Salyer	OL	6-4	325	25	4	Georgia	Atlanta, Ga.	D6a-'22
69	Josh Fuga	DL	6-2	313	24	R	Virginia Tech	Woodbridge, Va.	FA-'25
70	Rashawn Slater	T	6-4	315	26	5	Northwestern	Sugar Land, Texas	D1-'21
71	Branson Taylor	G	6-6	330	23	R	Pittsburgh	Lorain, Ohio	D6a-'25
73	Mekhi Becton Sr.	G	6-7	363	26	6	Louisville	Highland Springs, Va.	UFA (Phi)-'25
74	Ryan Nelson	T	6-6	315	25	R	Virginia	Buena Park, Calif.	FA-'25
75	Bradley Bozeman	C	6-5	325	30	8	Alabama	Roanoke, Ala.	FA-'24
76	Joe Alt	T	6-8	322	22	2	Notre Dame	North Oaks, Minn.	D1-'24
77	Zion Johnson	G	6-3	316	25	4	Boston College	Bowie, Md.	D1-'22
78	Andre James	C	6-4	300	28	7	UCLA	Herriman, Utah	FA-'25
79	Trey Pipkins III	G/T	6-6	307	28	7	Sioux Falls	Apple Valley, Minn.	D3-'19
82	Brenden Rice	WR	6-3	210	23	2	Southern California	Chandler, Ariz.	D7a-'24
83	Tyler Conklin	TE	6-3	248	30	8	Central Michigan	Chesterfield, Mich.	UFA (NYJ)-'25
84	KeAndre Lambert-Smith	WR	6-1	182	23	R	Auburn	Norfolk, Va.	D5a-'25
86	Oronde Gadsden	TE	6-5	236	22	R	Syracuse	Plantation, Fla.	D5b-'25
87	Dez Fitzpatrick	WR	6-2	208	27	2	Louisville	Farmington Hills, Mich.	FA-'24
88	Jalen Reagor	WR	5-11	197	26	5	TCU	Waxahachie, Texas	FA-'24
89	Will Dissly	TE	6-4	265	29	8	Washington	Bozeman, Mont.	FA-'24
90	Teair Tart	DL	6-2	315	28	6	Florida International	Philadelphia, Pa.	FA-'24
91	Da'Shawn Hand	DL	6-3	302	29	8	Alabama	Woodbridge, Va.	UFA (Mia)-'25
92	Justin Eboigbe	DL	6-5	292	24	2	Alabama	Forest Park, Ga.	D4-'24
93	Otito Ogbonnia	DL	6-4	320	24	4	UCLA	Houston, Texas	D5-'22
94	TeRah Edwards	DL	6-2	305	24	R	Illinois	Columbus, Ohio	FA-'25
96	Naquan Jones	DL	6-3	313	27	5	Michigan State	Evanston, Ill.	UFA (Ari)-'25
97	Garmon Randolph	OLB	6-8	260	24	R	Baylor	Jefferson, Ga.	FA-'25
98	Christopher Hinton	DL	6-4	310	24	2	Michigan	Johns Creek, Ga.	FA-'22
99	Jamaree Caldwell	DL	6-1	340	24	R	Oregon	Newberry, S.C.	D3-'25

Ages as of Aug. 3, 2025



VETERANS

DERWIN JAMES JR.
S



JOE ALT

76 | TACKLE | NOTRE DAME
6–8 | 332 LBS | NORTH OAKS, MINN.
ACQUIRED: DRAFT 1 — 2024
EXPERIENCE: 2ND NFL SEASON
2ND YEAR WITH CHARGERS

CAREER HIGHLIGHTS

- *Started 16 regular season games as well as a playoff game at right tackle.*
- *Earned All-Rookie honors from PFWA and was named a second-alternate for the Pro Bowl.*
- *Was a stalwart in a unit that protected quarterback Justin Herbert to have the most efficient year of his career, setting career bests in passer rating (101.7) and interceptions thrown (three).*
- *Herbert's three interceptions and 0.6 interception percentage were the second-best in a season in NFL history among players with at least 450 pass attempts.*
- *The line also kept Herbert upright to have a stretch of 357 pass attempts without an interception, the fifth-longest streak in NFL history.*

2024: Saw action in 11 games (one start) in his rookie campaign, compiling 28 tackles (15 solo), one QB hit, one pass defensed while also tallying a special teams tackle... **vs. Las Vegas (Sept. 8):** Made his NFL debut, appearing in 35 defensive snaps and 12 special teams snaps totaling three tackles (one solo), a pass defensed and a special teams tackle in his first career win... **at Carolina (Sept. 15):** Recorded a solo tackle and contributed on a pair of special teams snaps... **at Denver (Oct. 13):** Totaled three tackles (two solo) while contributing 15 snaps on special teams... **at Arizona (Oct. 21):** Compiled four tackles (two solo) in his first primetime appearance during his *Monday Night Football* debut... **vs. New Orleans (Oct. 27):** Collected two tackles (one solo) and saw action on 12 special teams snaps... **at Cleveland (Nov. 3):** Appeared on eight special teams snaps... **at Kansas City (Dec. 8):** Logged two solo tackles during his *Sunday Night Football* debut... **vs. Tampa Bay (Dec. 15):** Set single game career highs in tackles (six) and solo tackles (three) on 21 defensive snaps... **vs. Den (Dec. 19):** Saw the most extended action of his rookie season, totaling 36 defensive snaps and recording two tackles (one solo) while contributing 11 snaps on special teams during his *Thursday Night Football* debut... **at New England (Dec. 28):** Filled the stat sheet with four tackles (two solo) and a QB hit in a dominant 40-7 win to help the Bolts clinch a playoff berth... **at Las Vegas (Jan 5):** Recorded his first career start at LB and recorded a tackle... **at Houston (Jan. 11):** Made his postseason debut, compiling four tackles (three solo) in the Bolts' Wild Card appearance.

HONORS AND AWARDS

2024: *Professional Football Writers of America All-Rookie (T)*

COLLEGE: A Saw action in all 39 games in three seasons (2021-23) at Notre Dame...Started the final 34 games of his collegiate career at left tackle...Earned 2023 Consensus First-Team All-America honors and was named a First-Team All-American in 2022...Was a team captain as a junior...Anchored one of the most prolific offenses in Notre Dame history in 2023, ranking second in school history with 39.1 points per game in 2023 while ranking third in in yards per pass attempt (9.13), second in yards per play (6.954), seventh in total yards (5,619) and first in fourth quarter points (135).

PERSONAL: Attended Totino-Grace High School in Fridley, Minn., where he was a finalist for Minnesota's Mr. Football following his senior season, logging time both as a quarterback and tight end during his prep career...**High School:** Earned first-team all-state honors following his senior season...Also played basketball... Father, John, was a two-time Pro Bowl offensive lineman for the Kansas City Chiefs, later being inducted into the franchise's Hall of Honor... Brother, Mark, was a second-round selection by the Philadelphia Flyers in the 2010 NHL Draft, having spent time on the rosters of Colorado Avalanche and Los Angeles Kings, as well as the Flyers...Sister, Jordan, played basketball at Denver University.

JOE ALT NFL GAMES

Year	Team	GP	GS
2024	Los Angeles Chargers	16	16
NFL Totals		**16**	**16**

POSTSEASON

Year	Team	GP	GS
2024	Los Angeles Chargers	1	1
Postseason Totals		**1**	**1**

MEKHI BECTON SR.

73 | GUARD | LOUISVILLE
6–7 | 363 LBS | HIGHLAND SPRINGS, VA.
ACQUIRED: UFA (PHI) — 2025
EXPERIENCE: 6TH NFL SEASON
1ST YEAR WITH CHARGERS

CAREER HIGHLIGHTS

- *Has played in 46 games with 45 starts at left tackle and right guard for the New York Jets (2020-23) and Philadelphia Eagles (2024).*
- *Started 15 regular season games and all four playoff games at right guard for the Eagles en route to a Super Bowl LIX Championship.*
- *Paved the way for Saquon Barkley to have a historic season, setting career highs in carries (345), rushing yards (2,005) and rushing scores (13) to win NFL Offensive Player of the Year honors, named first-team All-Pro and earned his third Pro Bowl nod.*
- *Barkley became the first 2,000 yard back since Derrick Henry in 2020 and became just the ninth running back ever to eclipse the mark with his 2,005 yards ranking eighth in NFL history.*
- *Becton spearheaded a line that paved the way for the Eagles to rush for 3,866 yards in the regular and postseason, an NFL record.*
- *The Eagles rushed for a club-record 3,048 yards — the sixth highest single season total in league history.*

2024: Started at RG in all 19 games he appeared in, including the playoffs...Paved the way for Saquan Barkley's historic season, setting career highs in carries (345), rushing yards (2,005) and rushing scores (13) to win NFL Offensive Player of the Year honors, named a first-team All-Pro and his third Pro Bowl nod...Barkley became the first 2,000 yard back since Derrick Henry in 2020 and became just the ninth running back ever to eclipse the mark with his 2,008 yards ranking eighth in NFL history...Spearheaded a line that paved the way for the Eagles to rush for 3,866 yards in the regular and postseason, an NFL record...Helped Eagles boast the league's second best rushing yards (3,048), rushing yards per game (179.3), tied Ravens for most rushing first downs (164) and tied Lions for second most rushing touchdowns (29) during the regular season...**vs. Green Bay (Sept. 6):** Made his Eagles debut and started at RG in São Paulo in the NFL's first game in Brazil...Helped Saquon Barkley rush for 109 yards and two scores on 24 attempts...**vs. Atlanta (Sept. 16):** Started at RG on *Monday Night Football*...**at New Orleans (Sept. 22):** Started at RG...Helped Saquon Barkley rush for 147 yards and two scores...**at Tampa Bay (Sept. 29):** Started at RG...**vs. Cleveland (Oct. 13):** Started at RG...Helped keep Jalen Hurts upright to throw for 264 yards and two TDs...**at New York Giants (Oct. 20):** Started at RG...Paved the way for Saquon Barkley to rush for 176 yards and one score...**vs. Jacksonville (Nov. 3):** Started at RG on *Sunday Night Football*...Helped Saquon Barkley reach his fifth century mark of the season with 159 yards and one TD...**at Dallas (Nov. 10):** Started at RG...**vs. Washington (Nov. 14):** Started at RG on *Thursday Night Football*...Helped Saquon Barkley rush for 146 yards and two scores...**at Los Angeles Rams (Nov. 24):** Started at RG on *Sunday Night Football*...Paved the way for Saquon Barkley to tally a career-high 255 rushing yards on 26 carries with two TDs...Barkley's 255 rushing yards are the ninth most in a single game in NFL history, and the highest single game output since Jamaal Charles in Week 17 of the 2009 season...**at Baltimore (Dec. 1):** Started at RG...Helped Barkley reach his eighth 100-yard game of the season with 107 rushing yards and one TD...**vs. Carolina (Dec. 8):** Started at RG ...Helped Barkley reach his ninth century mark of the season with 124 yards on the ground...**vs. Pittsburgh (Dec. 15):** Started at RG...Kept Jalen Hurts upright to throw for 290 yards and two TDs with a 125.3 passer rating...**at Washington (Dec. 22):** Started at RG...Helped Barkley earn his tenth game of the season with over 100 rushing yards with 150 and two TDs...**vs. Dallas (Dec. 29):** Started at RG...Helped Barkley log his regular season career-best eleventh game with 100+ rushing yards with 167 on 31 attempts...**vs. Green Bay (Jan. 12):** Started at RG in his Wild Card debut...Contributed to Saquon Barkley logging 119 yards on the ground...**vs. Los Angeles Rams (Jan. 19):** Started at RG in his Divisional Round debut...Paved the way for Barkley to rush for over 200 yards for the second time during the season tallying 205 yards and two TDs...**vs. Washington (Jan. 26):** Started at RG in his NFC Conference Championship debut...Created running lanes for Saquon Barkley to find paydirt three times and log 118 yards in the ground...**vs. Kansas City (Feb. 9):** Started at RB in his Super Bowl debut...Kept Jalen Hurts off the ground for him to throw for 221 yards and two TDs in a Super Bowl victory.

2023: Started all 16 games he appeared in...Opened the season at RT before moving to LT in Week 3...**vs. Buffalo (Sept. 11):** Opened the season with start at RT on *Monday Night Football*...Appeared in all 54 offensive snaps and contributed on special teams...**at Dallas (Sept. 17):** Started at RT and played 100 percent of offensive snaps...**vs. New England (Sept. 24):** Started at LT and competed in 62 offensive snaps...**vs. Kansas City (Oct. 1):** Started at LT on *Sunday Night Football*....Competed in all 59 offensive...**at Denver (Oct. 8):** Started at RT...**vs. Philadelphia (Oct. 15):** Started at RT and competed in all 65 offensive snaps...**at New York Giants (Oct. 29):** Started at LT and competed in all 64 offensive snaps...**vs. Los Angeles Chargers (Nov. 6):** Started at LT and saw action in all 81 offensive snaps...**at Las Vegas (Nov. 12):** Started at LT and played all 66 offensive snaps on *Sunday Night Football*...**at Buffalo (Nov. 19):** Started at LT...**vs. Atlanta (Dec. 3):** Started at LT and saw action in all 68 offensive snaps...**vs. Houston (Dec. 10):** Started at LT and competed in all 68 offensive snaps...**at Miami (Dec. 17):** Started at LT and competed in all 58 offensive snaps...**vs. Washington (Dec. 24):** Started at LT and competed in a career-high 90 (100 pct.) offensive snaps...**at Cleveland (Dec. 28):** Started at LT and competed in all 73 offensive snaps on *Thursday Night Football*...**at New England (Jan. 7):** Started at LT and competed in all 65 snaps

2022: Spent the 2022 season on injured reserve

2021: Started the only game he appeared in at LT...Spent 16 games on injured reserve...**at Carolina (Sept. 12):** Started at LT and completed in 48 offensive snaps before exiting the game due to injury (knee).

2020: Saw action in 14 games...Started 13 contests at LT...**at Buffalo (Sept. 13):** Made his NFL debut and started at LT...Appeared in all 56 offensive snaps...**vs. San Francisco (Sept. 20):** Started at LT and competed in all 65 offensive snaps...**at Indianapolis (Sept. 27):** Started at LT...**vs. Denver (Oct. 1):** Made his *Thursday Night Football* debut...**vs. Buffalo (Oct. 25):** Started at LT and played in all 57 offensive snaps...**at Kansas City (Nov. 1):** Started at LT and saw action in all 57 offensive snaps...**vs. New England (Nov. 9):** Started at LT on *Monday Night Football*...**at Los Angeles Chargers (Nov. 22):** Started at LT...**vs. Miami (Nov. 29):** Started at LT and played all 55 offensive snaps...**vs. Las Vegas (Dec. 6):** Started at LT...**at Seattle (Dec. 13):** Started at LT and competed in all 53 offensive snaps...**at Los Angeles Rams (Dec. 20):** Started at LT and played in all 65 offensive snaps...**vs. Cleveland (Dec. 27):** Started at LT and played in a season-high 69 offensive snaps (100 pct.)... **at New England (Jan. 3):** Started at LT.

COLLEGE: Started all 33 games he appeared in at both LT and RT at Louisville (2017-19)...Earned first-team All-ACC honors in 2019...Aided Malik Cunningham to a school record in passing efficiency (194.45) and Javian Hawkins rank seventh in the country in rushing with 1,525 yards.

PERSONAL: Given name Mekhi Becton...Son of Semone and Jerome Becton...**High School:** Attended Highland Springs High School...Was the left tackle for two state championship teams...Also played basketball.

MEKHI BECTON NFL GAMES

Year	Team	GP	GS
2020	New York Jets	14	13
2021	New York Jets	1	1
2023	New York Jets	16	16
2024	Philadelphia	15	15
NFL Totals		**46**	**45**

POSTSEASON

Year	Team	GP	GS
2024	Philadelphia	4	4
Postseason Totals		**4**	**4**

BRADLEY BOZEMAN

75 | CENTER | ALABAMA
6–5 | 325 LBS | ROANOKE, ALA.
ACQUIRED: FA — 2024
EXPERIENCE: 8TH NFL SEASON
2ND YEAR WITH CHARGERS

CAREER HIGHLIGHTS

- *Over his first seven NFL seasons, appeared in 118 career games (98 starts), including the postseason, for the Baltimore Ravens (2018-21), Carolina Panthers (2022-23) and Los Angeles Chargers (2024).*
- *Started all 17 games at center in his debut season for the Chargers, competing in 99 percent of offensive snaps (1,057).*
- *Led a unit that protected quarterback Justin Herbert to have the most efficient year of his career, setting career bests in passer rating (101.7) and interceptions thrown (three).*
- *Herbert's three interceptions and 0.6 interception percentage were the second-best in a season in NFL history among players with at least 450 pass attempts.*
- *Directed a line that kept Herbert upright to have a stretch of 357 pass attempts without an interception, the fifth-longest streak in NFL history.*
- *Started his career with Baltimore after being selected by the Ravens in the sixth round of the 2018 NFL Draft, starting 52-of-67 games at left guard and center for Baltimore from 2018-21 before starting 28-straight games at center with Carolina the past two seasons (2022-23).*
- *Helped lead the Ravens to back-to-back AFC North Division titles over his first two seasons.*
- *Starting at left guard in 2019, paved the way for a Ravens offense that set an NFL record with 3,296 rushing yards and averaged a league-best 33.2 points per game, helping quarterback Lamar Jackson to be named Most Valuable Player by The Associated Press.*
- *Transitioned to center in 2021, where he started all 16 games, helping the Ravens rank sixth in the NFL in total offense (378.8 yards per game) and third in rushing yards per game (145.8).*
- *Three-time nominee for the Walter Payton NFL Man of the Year Award (2020, '21, '23).*

2024: Started all 17 regular season games at C...Competed in 99.1 percent (1,057) offensive snaps in the regular season...Made a start at C in the playoffs...**vs. Las Vegas (Sept. 8):** Started at C...Paved the way for J.K. Dobbins to rush for 135 yards and a score...**at Carolina (Sept. 15):** Started at C...Contributed to J.K. Dobbins posting 131 rushing yards and a 43-yard TD carry...**at Pittsburgh (Sept. 22):** Started at C...**at Denver (Oct. 13):** Started at C...Helped J.K. Dobbins rush for 96 yards and a score...**vs. Kansas City (Sept. 29):** Started at C...**at Arizona (Oct. 21):** Started at C on *Monday Night Football*...Helped keep Justin Herbert upright to throw for 349 yards...**vs. New Orleans (Oct. 27):** Started at C...Protected Justin Herbert as he accumulated a 111.3 passer rating...**at Cleveland (Nov. 3):** Started at C...Helped Justin Herbert log a 125.8 passer rating...**vs. Tennessee (Nov. 10):** Started at C for a line that did not allow a sack...Helped the Bolts rush for a combined 145 yards...**vs. Cincinnati (Nov. 17):** Started at C on *Sunday Night Football*...Helped the Bolts rush for 155 yards and two scores...**vs. Baltimore (Nov. 25):** Started at C on Monday Night Football ...**at Atlanta (Dec. 1):** Started at C...**at Kansas City (Dec. 8):** Started at C on *Sunday Night Football*...**vs. Tampa Bay (Dec. 15):** Started at C...**vs. Denver (Dec. 19):** Started at C on *Thursday Night Football* ...**at New England (Dec. 28):** Started at C in a win to send the Bolts to the playoffs...Led an offensive line that did not allow a sack and helped Justin Herbert to a 116.2 passer rating...**at Las Vegas (Jan. 5):** Started at C...Protected Justin Herbert as he threw for 346 yards, two TDs and a passer rating of 125.2...**at Houston (Jan. 11):** Started at C in the Bolts' Wild Card appearance.

2023: Started all 17 games at center for the Panthers in his second season with Carolina...Was named the club's nominee for the Walter Payton NFL Man of the Year Award, the NFL's most prestigious honor...Led an offensive front that helped protect rookie quarterback Bryce Young, who recorded eight-straight games with at least 20 completions, the second-longest streak by any rookie passer in league history...**at Seattle (Sept. 24):** Helped lead the front for quarterback Andy Dalton, who set the season-high mark with 361 passing yards in the game...Led a front that provided the offense with the opportunity to convert 10 third-down

opportunities — a season-best mark...**at Detroit (Oct. 8):** Led an offense that collected 26 total first downs, moving the chains through the air on 15 occasions – the most in a single game on the season for rookie quarterback Bryce Young...Protected Young as he threw for three touchdowns, also a single-game career-high...**vs. Houston (Oct. 29):** Served as a stalwart at the crux of the offense, as the Panthers won their first game of the season...**at New Orleans (Dec. 10):** Helped pave the way for season-high 204 rushing yards produced by the unit...**vs. Green Bay (Dec. 24):** Led a front that helped propel the offense to a season-high 394 net yards from scrimmage in the Christmas Eve affair.

2022: Appeared in all 17 games, starting each of the final 11 outings at center in his first season with the Panthers...Upon taking over as the starting center in Week 7, the Panthers owned the NFL's No. 4-ranked rushing offense, totaling 1,668 rushing yards and averaging 4.65 yards per attempt...In the same time frame, since he claimed the starting center role, Carolina's offensive front tied for the third-fewest sacks allowed in the NFL (17)...**vs. Tampa Bay (Oct. 23):** Started at C, his first starting nod as a member of the Panthers, helping lead Carolina to the club's second win of the season in the Week 7 bout against the division-rival Buccaneers...Helped quarterback P.J. Walker claim the victory in his second start of the season, throwing for multiple touchdowns (2) for the first time in his career...**vs. Atlanta (Nov. 10):** Served as the focal point of an offensive front that helped the Panthers defeat the Falcons on *Thursday Night Football,* claiming the third win of the season and second NFC South Division victory of the year...**vs. Denver (Nov 27):** Provided a solid protection unit for quarterback Sam Darnold, who made his first start of the season...Helped Carolina defeat the Broncos, their Super Bowl 50 foe, for the first time since 2008...Claimed the Panthers' fourth win of the season, starting a trend that would see Carolina close out the regular season with four victories over the final six games...**at Seattle (Dec. 11):** Returned from a bye week and defeated the eventual playoff-bound Seahawks on the road in Seattle, helping Carolina win back-to-back games since the beginning of the 2021 season...**vs. Detroit (Dec. 24):** Led the offensive front as the unit totaled a franchise-record 320 rushing yards and finished the game with 570 yards from scrimmage, allowing zero sacks and protecting quarterback Sam Darnold to finish the game with a 121.4 passer rating...**at New Orleans (Jan. 8):** Closed out the regular season with a road victory over the Saints, helping the Panthers finish a season with more than five wins since 2018.

2021: Transitioned to center, starting all 16 appearances at the fulcrum of the Ravens' offensive front...In his first season at center, the Ravens ranked sixth in the NFL in total offense (378.8 yards per game) and third in rushing yards per game (145.8)...Helped direct a rushing attack that recorded at least 100 rushing yards in 43 consecutive games, tying for the longest such streak in NFL history...Flagged for just one penalty, tying for the fewest among qualified centers...Named the Ravens' nominee for the most prestigious honor in the league, the Walter Payton NFL Man of the Year Award...**at Las Vegas (Sept. 13):** Opened the season with an overtime affair on *Monday Night Football*, ultimately falling to the Raiders...In his first game starting at center, helped the Ravens' offense account for over 400 yards of total offense...**vs. Kansas City (Sept. 19):** In the second-straight primetime affair, defeated the Chiefs on *Sunday Night Football* by overcoming two separate second-half 11-point deficits, leading the way for quarterback Lamar Jackson to rush for two touchdowns in the fourth quarter to secure the comeback...**vs. Detroit (Sept. 26):** Fought off a second-half comeback from the Lions to defeat Detroit on the road after kicker Justin Tucker set an NFL record with a 66-yard field goal as time expired to secure the win and overcome another second-half deficit, claiming their second-straight fourth-quarter comeback...**vs. Indianapolis (Oct. 11):** Despite trailing 22-3 in the third quarter, led an offensive front that helped quarterback Lamar Jackson throw for a career-high 442 yards, along with four touchdowns, in the largest comeback effort of his career, helping the Ravens win their fourth-straight game.

2020: For the second-straight season, started all 16 regular-season games at left guard for the Ravens...Started at left guard in each of Baltimore's two playoff games, including the Wild Card Round road victory over the Tennessee Titans...Contributed to an offense that ranked first in the NFL in average rushing yards per game (191.9), producing the third-most scrimmage yards ever by an offense in a 16-game NFL season (3,071)...On the ground, helped the Ravens produce a franchise-record 24 rushing touchdowns...Contributed to a unit that averaged nearly 30 points per game (29.3 points per game), ranking fourth in the league with a third-down percentage of 48.8...Named the Ravens' nominee for the most prestigious honor in the league, the Walter Payton NFL Man of the Year Award...**vs. Cleveland (Sept. 13):** Opened the season with a home victory over the AFC North Division foe, 38-6...Helped the Ravens become the first team in NFL history to win three-straight games on Kickoff Weekend by 30 or more points...Supplemented a front that helped quarterback Lamar Jackson earn AFC Offensive Player of the Week honors after tossing three touchdown passes and totaling 275 passing yards...**at Indianapolis (Nov. 8):** Helped Baltimore set an NFL record with the club's 31st-straight game with at least 20 points scored, as the offense totaled 110 yards and two touchdowns on the ground in the road win...Helped running back Gus Edwards find the end zone for the third-straight game...**vs. Dallas (Dec. 8):** Following schedule adjustments, paved the way as the offense total a season-best 294 yards on the ground, the fourth-most in a single game in franchise history, in the primetime win over the Cowboys...**at Cleveland (Dec. 14):** Set the front as quarterback Lamar Jackson and running back Gus Edwards become the first

duo in Ravens history to each secure multiple rushing touchdowns in the same game, helping lead to the 47-42 win on *Monday Night Football* over the division-rival Browns...**at Cincinnati (Jan. 3):** In the season finale, helped the Ravens rush for a single-game franchise-record 404 yards in the 38-3 win over the Bengals, the fourth-most by any offense in a game since at 1950...Contributed to the Ravens closing out the regular season with five-straight wins en route to the franchise's third-straight playoff berth...**at Tennessee (AFC Wils Card, Jan. 10):** Started at left guard as the Ravens rushed for a postseason franchise-record 236 yards in the road playoff win against the Titans.

2019: Started all 16 regular-season games at left guard in his second season with the Ravens, helping lead Baltimore to the franchise's second-straight AFC North Division crown behind a league-best record of 14-2, claiming the top seed in the AFC in advance of the postseason... Served as a key figure on the NFL's top-ranked scoring offense (33.2 points per game), helping set a new single-season franchise records in total touchdowns (64), points scored (531), rushing yards (3,296) and total net yards (6,521) as the Ravens became the first team in NFL history to average at least 200 yards both on the ground and through the air (206.0 rushing, 201.6 passing) over the durations of the season... Also started at left guard in the Wild Card Round contest against the Tennessee Titans...Protected quarterback Lamar Jackson, who would go on to be named *AP* NFL Most Valuable Player after throwing for an NFL-best 36 passing touchdowns and reaching 1,206 rushing yards, the most by a quarterback in a single season in NFL history... Closed out the season with 12-straight wins... **at Miami (Sept. 8):** Started at left guard in the season-opening win, helping the Ravens total 643 scrimmage yards, along with 59 points scored (each setting single-game franchise records)...Protected quarterback Lamar Jackson, who finished the game with five touchdown passes and zero interceptions to help register a perfect passer rating (158.3)...**at Pittsburgh (Oct. 6):** Following two-straight losses, returned with a road victory over the division-rival Steelers in overtime...Fell behind both at halftime and in the fourth quarter, before completing the comeback effort as kicker Justin Tucker made field goals near the end of regulation to tie the game, before connecting on the game-winning 46-yard field goal in overtime...**vs. New England (Nov. 3):** Defeated the previously-unbeaten and defending Super Bowl-champion Patriots on *Sunday Night Football*, propelling an effort that produced over 200 rushing yards in Baltimore's fourth-consecutive win...**at Cincinnati (Nov. 10):** Contributed to the 49-13 road victory over the Bengals, completing Baltimore's season sweep of Cincinnati, doing so for the first time since 2011...Protected quarterback Lamar Jackson, as the eventual league MVP registered a perfect passer rating for the second time of the season, becoming just the second player to do so in a single season in NFL history...**vs. Houston (Nov. 17):** Served on an offensive front that helped allow quarterback Lamar Jackson to throw for four touchdowns, becoming the first quarterback in Ravens history to register multiple four-TD outings through the air, scoring 40 points for the second-straight game...Propelled Baltimore to the team's sixth-straight win...**at L.A. Rams (Nov. 25):** Defeated the defending Rams on *Monday Night Football*, as the Ravens became just the fourth team in the 21st century to score touchdowns on their first six drives in a game...Cleared the way for quarterback Lamar Jackson to become the first player in league history to rush for 1,500 yards and pass for 3,000 yards in each of his first two seasons, throwing for five touchdowns in the road primetime win over the defending NFC Champions to becoming the youngest player to register multiple five-TD performances in NFL history...Helped the Ravens claim their seventh-straight win...**vs. San Francisco (Dec. 1):** Helped lead the Ravens to the win over the eventual NFC Champions with the help of a game-winning field goal from kicker Justin Tucker as time expired in regulation, totaling 21 first downs and helping Baltimore reach eight-straight wins, a franchise record...**vs. N.Y. Jets (Dec. 12):** Blocked for quarterback Lamar Jackson to set the NFL record for most rushing yards in a single season by a QB in league history, as Jackson tossed five touchdowns for the third time in the season, leading to a primetime win over the visiting Jets on *Thursday Night Football*...**vs. Pittsburgh (Dec. 29):** In the season finale, helped the Ravens set a new NFL record for most rushing yards in a single regular season (3,296), claiming victory over the division-rival Steelers...**vs. Tennessee (AFC Divisional, Jan. 11):** Started at left guard in the postseason contest, his first-career playoff start.

2018: As a rookie, appeared in 14 regular-season games (one start) for the AFC North Division-champion Ravens, helping an offensive unit that owned the NFL's No. 2-ranked rushing attack (152.7 yards per game)...Started at left guard in the Week 7 matchup against New Orleans, his first-career NFL start, as the offense racked up 351 total yards from scrimmage... As a group, Baltimore's offense totaled 2,441 rushing yards, the second-most in a single season in franchise history...Contributed in the Wild Card Round matchup against the Chargers, his postseason debut...**vs. New Orleans (Oct. 21):** Made first-career start, receiving the nod at left guard, in the Week 7 matchup...Helped an offensive front that paved the way for 351 total scrimmage yards for the Ravens...**vs. Tampa Bay (Dec. 16):** Saw action on 28 snaps at left guard, contributing to an offense that totaled 242 rushing yards in the Week 15 win over the Buccaneers...Helped the Ravens become the first team in over 40 years to rush for at least 190 yards in five-straight games...**vs. L.A. Chargers (AFC Wild Card, Jan. 6):** Contributed on special teams in the postseason bout.

COLLEGE: A two-time National Champion, started 31-of-53 career games over five seasons at the University of Alabama (2013-17)...A team captain as a senior in 2017, helped lead the Crimson Tide to the program's first College Football Playoff National Championship, earning first-team All-Southeastern Conference honors and second-team All-America recognition... Over his final two seasons in Tuscaloosa, Ala., led the blocking efforts for 17 100-yard rushing performances as the starting center.

PERSONAL: Given name Bradley Bozeman... Born in Roanoke, Ala....Along with his wife, established the Bradley and Nikki Bozeman Foundation to help educate families on the dangers of bullying and help support at-risk children...During the COVID-19 pandemic, helped lead food drives and provide necessary resources to those in need...The couple gained notoriety through their living arrangements during the 2019 season, which was an RV, and utilized the new-found platform to raise awareness of their anti-bullying campaigns by presenting to student groups...**High School:** Attended Handley High School in Roanoke, Ala.

BRADLEY BOZEMAN NFL GAMES

Year	Team	GP	GS
2018	Baltimore	14	1
2019	Baltimore	16	16
2020	Baltimore	16	16
2021	Baltimore	16	16
2022	Carolina	17	11
2023	Carolina	17	17
2024	Los Angeles Chargers	17	17
NFL Totals		**113**	**94**

POSTSEASON

Year	Team	GP	GS
2018	Baltimore	1	0
2019	Baltimore	1	1
2020	Baltimore	2	2
2024	Los Angeles Chargers	1	1
Postseason Totals		**5**	**4**

JUNIOR COLSON

25 | LINEBACKER | MICHIGAN
6–3 | 247 LBS | FRANKLIN, TENN.
ACQUIRED: DRAFT 3 — 2024
EXPERIENCE: 2ND NFL SEASON
2ND YEAR WITH CHARGERS

CAREER HIGHLIGHTS

- *Appeared in 12 games with a start, including the postseason, in his rookie season with the Los Angeles Chargers (2024).*
- *Totaled 28 tackles (15 solo), a QB hit, a pass defensed and a special teams tackle in the regular season.*
- *Made his playoff debut against Houston in the 2024 AFC Wild Card, turning in four tackles (three solo).*
- *Was selected in the third round of the NFL Draft and reunited with his college head coach, Jim Harbaugh, and defensive coordinator, Jesse Minter.*

2024: Saw action in 11 games (one start) in his rookie campaign, compiling 28 tackles (15 solo), one QB hit, one pass defensed while also tallying a special teams tackle...**vs. Las Vegas (Sept. 8):** Made his NFL debut, appearing in 35 defensive snaps and 12 special teams snaps totaling three tackles (one solo), a pass defensed and a special teams tackle in his first career win... **at Carolina (Sept. 15):** Recorded a solo tackle and contributed on a pair of special teams snaps... **at Denver (Oct. 13):** Totaled three tackles (two solo) while contributing 15 snaps on special teams... **at Arizona (Oct. 21):** Compiled four tackles (two solo) in his first primetime appearance during his *Monday Night Football* debut... **vs. New Orleans (Oct. 27):** Collected two tackles (one solo) and saw action on 12 special teams snaps... **at Cleveland (Nov. 3):** Appeared on eight special teams snaps... **at Kansas City (Dec. 8):** Logged two solo tackles during his *Sunday Night Football* debut... **vs. Tampa Bay (Dec. 15):** Set single game career highs in tackles (six) and solo tackles (three) on 21 defensive snaps... **vs. Den (Dec. 19):** Saw the most extended action of his rookie season, totaling 36 defensive snaps and recording two tackles (one solo) while contributing 11 snaps on special teams during his *Thursday Night Football* debut... **at New England (Dec. 28):** Filled the stat sheet with four tackles (two solo) and a QB hit in a dominant 40-7 win to help the Bolts clinch a playoff berth... **at Las Vegas (Jan 5):** Recorded his first career start at LB and recorded a tackle... **at Houston (Jan. 11):** Made his postseason debut, compiling four tackles (three solo) in the Bolts' Wild Card appearance.

COLLEGE: Appeared in all 43 games with 36 starts at linebacker in his three-year career (2021-23) at Michigan...Capped his final year winning the College Football Playoff National Championship...Awarded the 2023 Lott IMPACT Trophy...Earned Second-Team All-Big Ten honors in 2023 and 2022...Named a Freshman All-American in 2021...Totaled 245 tackles (109 solo), 2.0 sacks and a fumble recovery.

PERSONAL: Attended Ravenwood High School in Brentwood, Tenn....**High School:** Following his final prep season, was named semifinalist for the 2020 Butkus Award presented to the nation's top high school linebacker...As a junior in 2018, helped lead Ravenwood to a Tennessee Class 6A state runner-up finish, posting a 13-2 record...Made 59 tackles including 7.5 for loss with 3.5 sacks, two fumble returns as a senior...Born in Haiti, spent the first nine years of his life in the Caribbean country, before moving to the United States.

JUNIOR COLSON NFL STATISTICS

				— Tackles —						— Interceptions —					— Fumbles —		
Year	Team	GP	GS	Total	Solo	Asst	Sacks	Yds	TFL	No.	Yds	Lg	TD	PD	FF	FR	Yds
2024	Los Angeles Chargers	11	1	28	15	13	0.0	0	0	0	0	0	0	1	0	0	0
NFL Totals		**11**	**1**	**28**	**15**	**13**	**0.0**	**0**	**0**	**0**	**0**	**0**	**0**	**1**	**0**	**0**	**0**

TYLER CONKLIN

83 | TIGHT END | CENTRAL MICHIGAN
6-3 | 248 LBS | CHESTERFIELD, MICH.
ACQUIRED: UFA (NYJ) —'25
EXPERIENCE: 8TH NFL SEASON
1ST YEAR WITH CHARGERS

CAREER HIGHLIGHTS

- *Has competed in 116 games (64 starts) including the postseason with the Minnesota Vikings (2018-21) and New York Jets (2022-24).*
- *Totaled 263 receptions for 2,544 yards (9.7 avg.) and 11 touchdowns.*
- *Recorded 15 games with 50-plus receiving yards during his tenure with the Jets — tied for the eighth most of such games by a tight end since 2022 and the sixth most by a Jets tight end since the merger.*
- *Is one of four tight ends to top 50 receptions and 400 receiving yards in each of the last four seasons.*
- *Was drafted in the fifth round by Minnesota in the 2018 NFL Draft (157th overall).*

2024: Competed in 16 games, starting 15 at TE...Compiled 51 receptions for 499 yards (8.8 avg.) and four TDs...**at San Francisco (Sept. 9):** Turned in a six-yard reception...**at Tennessee (Sept. 15):** Recorded a 10-yard reception...**vs. New England (Sept. 19):** Logged five catches for a career-high 93 yards (18.6 avg.)...**vs. Denver (Sept. 29):** Hauled in four passes for 17 yards (4.3 avg.)...**at Minnesota (Oct. 6):** Recorded six receptions for 55 yards (9.2 avg.)...**vs. Buffalo (Oct. 14):** Caught a pair of passes for 10 yards (5.0 avg.)...**at Pittsburgh (Oct. 20):** Hauled in three receptions for seven yards (1.8 avg.) and a score...Caught a one-yard pass on an out route from Aaron Rodgers...**at New England (Oct. 27):** Hauled in three passes for 42 yards and a TD...Caught a two-yard slant from Aaron Rodgers to tie the game at 7-7...**vs. Houston (Oct. 31):** Caught a pass but lost three yards...**at Arizona (Nov. 10):** Hauled in an eight-yard reception...**vs. Indianapolis (Nov. 17):** Caught a seven-yard pass...**vs. Seattle (Dec. 1):** Logged four receptions for 32 yards (8.0 avg.)...**at Miami (Dec. 8):** Turned in three receptions for 33 yards (11.0 avg.)...**vs. Los Angeles Rams (Dec. 22):** Recorded five receptions for 59 yards (11.8 avg.)...**at Buffalo (Dec. 29):** Caught all eight of his targets for 57 yards (7.1 avg.) and a TD...Caught 20-yard TD pass on a seam route from Tyrod Taylor...**vs. Miami (Jan. 5):** Caught a pair of passes for 16 yards (8.0 avg.) and a score...Found the end zone on a dig route from five yards out from Aaron Rodgers.

2023: Saw action in all 17 games with 12 starts...Totaled 61 receptions for 621 yards (10.2 avg.)...**vs. Buffalo (Sept. 11):** Caught a two-yard pass...**at Dallas (Sept. 17):** Turned in five receptions for 50 yards (50.0 avg.)...**vs. New England (Sept. 24):** Recorded three receptions for 26 yards (8.7 avg.)...**vs. Kansas City (Oct. 1):** Caught four passes for 58 yards (14.5 avg.)...**at Denver (Oct. 8):** Totaled four receptions for 67 yards (16.8 avg.)...**vs. Philadelphia (Oct. 15):** Logged three receptions for 24 yards (8.0 avg.)...**at New York Giants (Oct. 29):** Contributed 44 offensive snaps...**vs. Los Angeles Chargers (Nov. 6):** Caught all six of his targets for 66 yards (11.0 avg.)...**at Las Vegas (Nov. 12):** Hauled in seven passes for 70 yards (10.0 avg.)...**at Buffalo (Nov. 19):** Recorded a pair of receptions for 18 yards (9.0 avg.)...**vs. Miami (Nov. 24)**: Recorded four receptions for 33 yards (8.3 avg.)...**vs. Atlanta (Dec. 3):** Recorded three receptions for 35 yards (11.7 avg.)...**vs. Houston (Dec. 10):** Hauled in four receptions for 57 yards (14.3 avg.)...**at Miami (Dec. 17):** Logged four receptions for 18 yards (4.5 avg.)...**vs. Washington (Dec. 24):** Caught four passes for 36 yards (9.0 avg.)...**at Cleveland (Dec. 28):** Turned in five receptions for 45 yards (9.0 avg.)...**at New England (Jan. 7):** Caught a pair of passes for 16 yards (8.0 avg.).

2022: Appeared in all 17 games with 16 starts...Totaled 58 receptions for 552 yards (9.5 avg.) and three TDs...Carried the ball twice for three yards (1.5 avg.)...**vs. Baltimore (Sept. 11):** Hauled in four receptions for 16 yards (4.0 avg.) and a TD...Scored on a three-yard toss from Joe Flacco...**at Cleveland (Sept. 18):** Compiled six receptions for 40 yards (6.7 avg.)...**vs. Cincinnati (Sept. 25):** Caught all eight of his targets for 84 yards (10.5 avg.)...**at Pittsburgh (Oct. 2):** Hauled in three passes for 52 yards (17.3 avg.)...**vs. Miami (Oct. 9):** Contributed 40 offensive and six special teams snaps...**at Green Bay (Oct. 16):** Hauled in a 16-yard reception and carried the ball for a yard...**at Denver (Oct. 23):** Logged four receptions for 22 yards (5.5 avg.)...**vs. New England (Oct. 30):** Turned in six receptions for 79 yards (13.2 avg.) and a pair of TDs...Scored on an eight-yard pass from Zach Wilson on an out route...Connected with Wilson for a nine-yard TD on an in route...**vs. Buffalo (Nov. 6):** Caught a seven-yard pass...**at New England (Nov. 20):** Logged a pair of catches for 15 yards (7.5 avg.)...**vs. Chicago (Nov. 27):** Totaled three receptions for 50 yards (16.7 avg.)...**at Minnesota (Dec. 4):**

Caught a pair of passes for nine yards (4.5 avg.)...**at Buffalo (Dec. 11):** Totaled five receptions for 28 yards (5.6 avg.)...**vs. Detroit (Dec. 18):** Caught a seven-yard pass...**vs. Jacksonville (Dec. 22):** Caught four passes for 34 yards (8.5 avg.)...Also had a two-yard carry...**at Seattle (Jan. 1):** Caught six passes for 80 yards (13.3 avg.)...**at Miami (Jan. 8**): Caught a pair of passes for 13 yards (6.5 avg.).

2021: Saw action in all 17 games with 15 starts...Totaled 61 receptions for 593 yards (9.7 avg) and three TDs...**at Cincinnati (Sept. 12):** Hauled in four receptions for 41 yards (10.3 avg.)...**at Arizona (Sept. 19):** Turned in a pair of receptions for 15 yards (7.5 avg.)...**vs. Seattle (Sept. 26):** Recorded a season-high seven receptions for 70 yards (10.0 avg.) and a TD...Caught a seven-yard toss from Kirk Cousins to open scoring for Minnesota...**vs. Cleveland (Oct. 3):** Hauled in four passes for 18 yards (4.5 avg.)...**vs. Detroit (Oct. 10):** Caught a pair of passes for 25 yards (12.5 avg.)...**at Carolina (Oct. 17):** Totaled three receptions for 71 yards (23.7 avg.)...**vs. Dallas (Oct. 31):** Turned in five receptions for 57 yards (11.4 avg.)...**at Baltimore (Nov. 7):** Hauled in five passes for 45 yards (9.0 avg.)...**at Los Angeles Chargers (Nov. 14):** Totaled three receptions for 11 yards (3.7 avg.) and two TDs...Was his first career multi-score game...Scored on a five-yard pass and one-yard pass, both from Kirk Cousins...**vs. Green Bay (Nov. 21):** Recorded three receptions for 35 yards (11.7 avg.)...**at San Francisco (Nov. 28):** Caught a pair of passes for 25 yards (12.5 avg.)...**at Detroit (Dec. 5):** Turned in seven receptions for 56 yards (8.0 avg.)...**vs. Pittsburgh (Dec. 9):** Hauled in two passes for 20 yards (10.0 avg.)...**at Chicago (Dec. 20):** Caught a seven-yard pass...**vs. Los Angels Rams (Dec. 26):** Compiled four receptions for 44 yards (11.0 avg.)...**at Green Bay (Jan. 2):** Totaled five receptions for 47 yards (9.4 avg.)...**vs. Chicago (Jan. 9):** Hauled in a pair of passes for six yards (3.0 avg.).

2020: Appeared in all 16 games with two starts...Totaled 19 receptions for 194 yards (10.2 avg.) and a TD...**vs. Green Bay (Sept. 13):** Saw action on offense and special teams...**at Indianapolis (Sept. 20):** Contributed on offense and special teams...**vs. Tennessee (Sept. 27):** Turned in snaps on offense and special teams...**at Houston (Oct. 4):** Appeared on offense and special teams...**at Seattle (Oct. 11):** Contributed on offense and special teams...**vs. Atlanta (Oct. 18):** Saw action on offense and special teams...**at Green Bay (Nov. 1):** Turned in snaps on offense and special teams...**vs. Detroit (Nov. 8):** Saw 25 offensive and 11 special teams snaps...**at Chicago (Nov. 16):** Hauled in a pair of receptions for 11 yards (5.5 avg.)...**vs. Dallas (Nov. 22):** Contributed on offense and special teams...**vs. Carolina (Nov. 29):** Hauled in a five-yard reception...**vs. Jacksonville (Dec. 6):** Turned in a 10-yard catch...**at Tampa Bay (Dec. 13):** Recorded a season-high five receptions for 40 yards (8.0 avg.)...**vs. Chicago (Dec. 20):** Recorded three receptions for 57 yards (19.0 avg.) and his first career TD...Scored on a quick pass from Kirk Cousins, running 20 yards to find paydirt...**at New Orleans (Dec. 25):** Caught four passes for 31 yards (7.8 avg.)...**at Detroit (Jan. 3):** Recorded three receptions for 40 yards (13.3 avg.).

2019: Competed in 17 games with including the postseason...Compiled eight receptions for 58 yards in 15 regular season games (one start)...**at Green Bay (Sept. 15):** Saw action on offense and special teams...**vs. Oakland (Sept. 22):** Contributed on offense and special teams...**at Chicago (Sept. 29):** Turned in snaps on offense and special teams...**at New York Giants (Oct. 6):** Contributed 11 offensive and 12 special teams snaps...**vs. Philadelphia (Oct. 13):** Saw action on offense and special teams...**at Detroit (Oct. 20):** Contributed 27 offensive snaps and six special teams snaps...**vs. Washington (Oct. 24):** Started at TE...**at Kansas City (Nov. 3):** Turned in snaps on offense and special teams...**at Dallas (Nov. 10):** Saw action on offense and special teams...**vs. Denver (Nov. 17):** Caught a pair of passes for yards (14.0 avg.)...**at Seattle (Dec. 2):** Caught two passes for eight yards (4.0 avg.)...**vs. Detroit (Dec. 8):** Hauled in three passes for 13 yards (4.3 avg.)...**at Los Angeles Chargers (Dec. 15):** Appeared in 30 offensive snaps and five special teams snaps...**vs. Green Bay (Dec. 23):** Contributed on offense and special teams...**vs. Chicago (Dec. 29):** Hauled in a nine-yard catch...**at New Orleans (Jan. 5):** Made his postseason debut...**at San Francisco (Jan. 11):** Caught a five-yard pass.

2018: Saw action in all 16 games with three starts...totals five receptions for 77 yards (15.4 avg)...**vs. San Francisco (Sept. 9):** Made his NFL debut and recorded a six-yard reception...**at Green Bay (Sept. 16):** Saw action on offense and special teams...**vs. Buffalo (Sept. 23):** Made his first career start at TE and recorded a seven-yard reception...**at Las Angeles Rams (Sept. 27):** Appeared on offense and special teams...**at Philadelphia (Oct. 7):** Contributed on offense and special teams...**vs. Arizona (Oct. 14):** Contributed on offense and special teams...**at New York Jets (Oct. 21):** Saw action on offense and special teams...**vs. New Orleans (Oct. 28):** Appeared on offense and special teams...**vs. Detroit (Nov. 4):** Saw action on 12 offensive and special teams snaps...**at Chicago (Nov. 18):** Appeared on offense and special teams...**vs. Green Bay (Nov. 25):** Started at TE and saw action on special teams...**at New England (Dec. 2):** Saw snaps on offense and special teams...**at Seattle (Dec. 10):** Hauled in an 11-yard reception...**vs. Miami (Dec. 16):** Turned in a pair of receptions for 53 yards...**at Detroit (Dec. 23):** Contributed on offense and special teams...**vs. Chicago (Dec. 30):** Saw action on offense and special teams.

COLLEGE: Played three seasons at Central Michigan (2015-17), lettering all three seasons...earned third-team All-Mid American Conference honors in 2017...Totaled 83 receptions for 1,159 yards (14.0 avg.) and 11 touchdowns in his three seasons...Conklin began his collegiate career playing basketball at Northwood University in 2013 before transferring to Central Michigan in 2014.

PERSONAL: Given name Tyler Conklin...Born in Chesterfield, Mi....Mother, Diana, helped start the L'Anse Creuse Community Action Coalition in Macomb County, MI, dedicated to preventing substance abuse and empowering youth and is now one of the largest and most impactful coalitions in the county...Participated in the coalition throughout middle school and high school...**High School:** Attended L'Anse Creuse North High School in Macomb, Mi....Led his high school basketball team to the Class A Final Four as a junior...Scored 22 points in the semifinal loss...Named Macomb County Player of the Year following his senior season before attending Division II Northwood University to play basketball.

TYLER CONKLIN NFL STATISTICS

				— Receiving —					— Rushing —					Scrimmage
Year	**Team**	**GP**	**GS**	**No.**	**Yds**	**Avg.**	**Lg**	**TD**	**Att**	**Yds**	**Avg.**	**Lg**	**TD**	**Yards**
2018	Minnesota	16	3	5	77	15.4	33	0	0	0	0.0	—	0	77
2019	Minnesota	15	1	8	58	7.3	20	0	0	0	0.0	—	0	58
2020	Minnesota	16	2	19	194	10.2	30	1	0	0	0.0	—	0	194
2021	Minnesota	17	15	61	593	9.7	40	3	0	0	0.0	—	0	593
2022	New York Jets	17	16	58	552	9.5	30	3	2	3	1.5	2	0	555
2023	New York Jets	17	12	61	621	10.2	37	0	1	0	0.0	0	0	621
2024	New York Jets	16	15	51	449	8.8	27	4	1	0	0.0	0	0	449
NFL Totals		**114**	**64**	**263**	**2,544**	**9.7**	**40**	**11**	**4**	**3**	**0.8**	**2**	**0**	**2,547**

POSTSEASON				— Receiving —					— Rushing —					Scrimmage
Year	**Team**	**GP**	**GS**	**No.**	**Yds**	**Avg.**	**Lg**	**TD**	**Att**	**Yds**	**Avg.**	**Lg**	**TD**	**Yards**
2019	Minnesota	2	0	1	5	5.0	5	0	0	0	0.0	—	0	5
Postseason Totals		**2**	**0**	**1**	**5**	**5.0**	**5**	**0**	**0**	**0**	**0.0**	**—**	**0**	**5**

DERIUS DAVIS

12 | WIDE RECEIVER | TCU
5–8 | 165 LBS | ST. FRANCISVILLE, LA.
ACQUIRED: DRAFT 4 — 2023
EXPERIENCE: 3RD NFL SEASON
3RD YEAR WITH CHARGERS

CAREER HIGHLIGHTS

- *In his first two pro seasons with the Bolts (2023-24) he has appeared in 33 games (four starts) including the postseason.*
- *Served as the Chargers primary return man, recording 43 punt returns for 620 yards (14.4 avg.) with an 87-yard return for a touchdown. Also logged 36 kickoff returns for 178 yards and a pair of touchdowns.*
- *Earned AP Second Team All-Pro honors as a punt returner in 2023 after he returned 24 punts for 385 yards and one touchdown. He also returned 17 kickoffs for 374 yards.*
- *Returned a punt 87 yards for a touchdown in Week 9 on the road against the New York Jets. He earned AFC Special Teams Player of the Week honors after he returned three punts for 104 yards and one touchdown.*
- *Has offensively accumulated 28 receptions for 178 yards (6.4 avg.) and two touchdowns along with 26 carries for 140 yards (5.4 avg.).*

2024: Entered his second year as the Bolts primary return man...Saw action in 15 games with two starts at WR...Returned 19 punts for 235 yards (12.4 avg.) along with 19 kickoffs for 524 yards (27.6 avg.)...Contributed 13 receptions for 112 yards (8.6 avg.) and a pair of TDs...Added 12 carries for 39 yards (3.3 avg.)...**Awards:** PFWA All-AFC (Kick Returner)...Pro Football Journal Second-Team All-AFC (Kick Returner)...**vs. Las Vegas (Sept. 8):** Recorded a nine-yard punt return along with a 35-yard kickoff return...Contributed a pair of carries for nine yards...**at Carolina (Sept. 15):** Earned starting nod at WR...Added a 15-yard punt return along with a 13-yard kickoff return...**at Pittsburgh (Sept. 22**): Posted a five-yard punt return along with two kickoff returns for 37 yards...Also contributed an eight-yard carry...**vs. Kansas City (Sept. 29):** Fair caught a pair of punts...**at Denver (Oct. 13):** Caught an eight-yard pass along with two carries for 14 yards (7.0 avg.)...Also returned a pair of punts for 26 yards (13.0 avg.)...**at Cleveland (Nov. 3):** Returned a pair of punts for 64 yards, including a season-long 53-yard return...Took a Corey Bojorquez punt 53 yards down the right sideline, shifting past multiple defenders in the process...**vs. Tennessee (Nov. 10):** Totaled a six-yard carry and a 17-yard reception...Returned a pair of punts for 14 yards and returned a kickoff for a career-long 56 yards...Took the dynamic kickoff down the Bolts sideline 56 yards before being pushed out of bounds...**vs. Cincinnati (Nov. 17):** Recorded a six-yard carry and 14-yard reception on *Sunday Night Football*...Also returned three punts for 38 yards (12.7 avg.) and a 32-yard kickoff return...**at Atlanta (Dec. 1):** Started at WR and recorded a three-yard reception and three-yard carry...Fair caught a pair of punts...**at Kansas City (Dec. 8):** Posted one carry and a pair of receptions for a yard on *Sunday Night Football*...Caught a punt and retuned four kickoffs for 106 yards (26.5 avg.)...**vs. Tampa Bay (Dec. 15):** Set career highs in kickoff returns (seven) and return yards (182)...**vs. Denver (Dec. 19):** Filled the stat sheet with a pair of receptions for 31 yards and a score along with a 17-yard punt return on *Thursday Night Football*...Motioned from right to left, taking off on a wheel route connecting with Justin Herbert on a 19-yard score...**at New England (Dec. 28):** Hauled in a pair of passes for 29 yards and a score in winning effort to send the Bolts to the playoffs...Also returned a pair of punts for 18 yards and a kickoff for 17 yards...**at Las Vegas (Jan. 5):** Logged a five-yard reception...Recorded a pair of punt returned for 10 yards...**at Houston (Jan 11):** Recorded a four-yard reception along with three kickoff returns for 76 yards in the Bolts' Wild Card appearance.

COLLEGE: Appeared in 58 games over five seasons at Texas Christian University (2018-22)...His final season won the Jet Award as the nation's top return specialist and 2022 Big 12 Special Teams Player of the Year after being one of just five players nationally with two punt returns for touchdowns and ranking fourth in the nation with an average of 14.9 yards per punt return...Ranked second on the team with a career-best 42 receptions in 2022 and first on the team with 36 receptions in 2021...Ended his Junior season (2020) with 65 rushing yards on seven carries to lead TCU wide receivers and a punt return average at 14.5 yards to lead the Big 12 and rank fifth nationally.

PERSONAL: Given name Derius Richaud Davis...Born in St. Francisville, La. ...Earned a bachelor's degree in economics from TCU... **High School:** Attended West Feliciana High in Saint Francisville, La., helping lead the program to a 3A State Championship as a senior in 2017...Finished his final season with 485 yards receiving and 408 yards rushing, combining for 18 total TDs...Defensively, totaled 40 tackles, 13.0 tackles for loss, 3.0 sacks and two interceptions as a senior...Also ran track, where he won the State Championship 200 meter dash three-straight years and won the 400-meter state title twice indoors and once outdoors.

DERIUS DAVIS NFL STATISTICS

				— Receiving —					— Rushing —					Scrimmage
Year	**Team**	**GP**	**GS**	**No.**	**Yds**	**Avg.**	**Lg**	**TD**	**Att**	**Yds**	**Avg.**	**Lg**	**TD**	**Yards**
2023	Los Angeles Chargers . .	17	2	15	66	4.4	18	0	14	101	7.2	51	0	167
2024	Los Angeles Chargers . .	15	2	13	112	8.6	23t	2	12	39	3.3	10	0	151
NFL Totals		**32**	**4**	**28**	**178**	**6.4**	**23t**	**2**	**26**	**140**	**5.4**	**51**	**0**	**318**

POSTSEASON				— Receiving —					— Rushing —					Scrimmage
Year	**Team**	**GP**	**GS**	**No.**	**Yds**	**Avg.**	**Lg**	**TD**	**Att**	**Yds**	**Avg.**	**Lg**	**TD**	**Yards**
2024	Los Angeles Chargers . . .	1	0	1	4	4.0	4	0	1	-3	-3.0	-3	0	1
Postseason Totals		**1**	**0**	**1**	**4**	**4.0**	**4**	**0**	**1**	**-3**	**-3.0**	**-3**	**0**	**1**

CAMERON DICKER

11 | KICKER | TEXAS
6–1 | 216 LBS | AUSTIN, TEXAS
ACQUIRED: FA — 2022
EXPERIENCE: 3RD NFL SEASON
3RD YEAR WITH CHARGERS

CAREER HIGHLIGHTS

- *Has made 91-of-97 career field goals (93.8 pct) along with 92-of-95 (96.8 pct.) extra points for 365 points in three seasons.*
- *Named the Chargers 2024 Walter Payton Man of the Year nominee.*
- *His 93.8 field goal percentage is the best by any player in NFL history (min. 50 attempts).*
- *Holds the eighth best extra point percentage (96.8 pct.) by any kicker with at least 75 extra point attempts since the PAT was moved back in 2015.*
- *Made two of the three longest field goals in franchise history — a 59-yard make against Arizona in Week 7 to tie the club lead and a 57-yard make against Denver in Week 16 which is the third longest field goal in the Chargers record books.*
- *Made what is believed to be the longest fair catch free kick in NFL history with a 57-yard make to close out the first half against Denver on Thursday Night Football.*
- *Earned AFC Special Teams Player of the Week 17 and Week 18 of the 2024 season totaling eight-of-nine field goals and six extra points for 17 points over two games.*
- *Made 21-of-22 field goals (95.5 pct.) with the Eagles and Chargers in 2022, the best field goal percentage by a rookie since the 1970 NFL-AFL Merger (min. 15 attempts).*
- *Finished the season as the AFC Special Teams Player of the Month in December/January, totaling 47 points scored over the final six weeks of the season by making 25 of his 26 kicks (96.2 pct.), including going 11-of-12 in field goals (91.7 pct.).*
- *Made game-winning field goals in each of his first two career games (Week 5 with Eagles and Week 9 with Chargers) to become the third rookie kicker since the 1970 NFL-AFL Merger to do so with multiple teams, winning Special Teams Player of the Week both times for his efforts (NFC in Week 5, AFC in Week 9).*
- *Set the Chargers single-season record for field goal percentage (min. 15 attempts), making 19 of his 20 field goal attempts (95.0 pct.) with the team.*

2024: Appeared in 18 games including the postseason...Converted 39-of-42 field goals (92.9 pct.) while making 33-of-36 (91.7 pct.) of point after tries...His 39 field goals are the most made by a Charger in franchise history... Matched the Chargers field goal record with a 59-yarder against Arizona on *Monday Night Football*...Also tied for the third longest make in franchise history with a 57-yard fair catch free kick on *Thursday Night Football* against Denver... **Awards:** Chargers Walter Payton Man of the Year Nominee...AFC Special Teams Player of the Week (Weeks 17 and 18)...Pro Football Journal Second-Team All-AFC (K)...NFLPA Community MVP (Week 11)...**vs. Las Vegas (Sept. 8):** Made all three field goal (23, 25, 53) attempts and a point after try for 10 points...**vs. Carolina (Sept. 15):** Made two field goals (46, 42) and two-of-three point after tries for eight points...**at Pittsburgh (Sept. 22):** Made a 46-yard field goal and one extra point for four points...**vs. Kansas City (Sept. 29):** Made one-of-two field goals (50) and an extra point for four points...**at Denver (Oct. 13):** Made all three field goal attempts (20, 33, 46) as well as two extra points for 11 points... **at Arizona (Oct. 21):** Matched his career-high with five made field goals (59, 50, 28, 47, 40) for 15 points including two makes from 50-plus on *Monday Night Football*...His 59-yard make to open scoring for the Bolts is a career-long and matches the longest field goal made in Chargers history...**vs. New Orleans (Oct. 27):** Made both of his field goal attempts (46, 29) and two-of-three extra points for eight points...**at Cleveland (Nov. 3):** Made three-of-four extra points...**vs. Tennessee (Nov. 10):** Made a pair of field goals (21, 37) and three extra points for nine points... **vs. Cincinnati (Nov. 17):** Made a pair of field goals (19, 53) and four extra points for 10 points on *Sunday Night Football*...**vs. Baltimore (Nov. 25):** Made all three field goal attempts (42, 52, 52) and two extra points for eight points on *Monday Night Football*...**at Atlanta (Dec. 1):** Made three field goals (45, 51, 34) for nine points...**at Kansas City (Dec. 8):** Made a 41-yard field goal and a pair of point after attempts for five points on *Sunday Night Football*...**vs. Tampa Bay (Dec. 15):** Scored

on a 41-yard field goal and two extra points for five points...**vs. Denver (Dec. 19):** Made a pair of field goals (37, 57) and two extra points for eight points on *Thursday Night Football*...His 57-yard yard attempt was a fair catch free kick believed to be the longest of such in NFL history...It is also tied for the third longest field goal in Chargers franchise history...**at New England (Dec. 28):** Made four field goals (27, 38, 41, 35) and four point after tries for 16 points...**at Las Vegas (Jan. 5):** Made four-of-five field goals and both of his point after tries for 14 points...**at Houston (Jan. 11):** Made a pair of field goals for six points in the Bolts' Wild Card appearance.

2023: Made 31 of his 33 field goal attempts (93.9 pct.) with one blocked field goal to rank fifth in the NFL in field goal make percentage...Made seven field goals from 50-plus yards, the most by any Chargers kicker in a single season over the last 30 years, and the fourth-most by any player in the NFL in 2023...Has made 52-of-55 field goals over his career, a 94.5-pct. make rate, which qualifies as the best percentage (min. 50 att.) by any kicker over their first two seasons in league history...Made all 35 PATs, setting the record for best extra point make percentage by any player in the NFL (min. 50 attempts) since the extra point was moved back in 2015, a perfect 59-for-59 (100.0 pct.)...Became the first Chargers kicker to make at least 30 field goals in a single season since 2013 and marked just the sixth time in franchise history that a kicker reached 30 made field goals in a season...Is a perfect 45-of-45 yards on field goals inside of 49 yards over his first two seasons, the only kicker to do so in the league (min. 10 att.) and the only kicker over the last 30 years to go perfect from inside of 49 yards over their first two seasons (min. 10 made FGs)...Over the last two seasons in the final 10 seconds of regulation, he has three made field goals, tied for the second-most by any kicker in the league...He made a field goal of 50-plus yards each of the Chargers' three contests from Weeks 7 through 9, which was the longest streak among active kickers...In the season opener, connected on each of his two field goal attempts, including a career-long 50-yard field goal in the second quarter, and successfully converted all four PATs...Was one of two kickers in Week 1 to connect on a 50-plus yard field goal and make at least four PATs...Made a career-long 55-yard field goal in the Week 7 matchup at Kansas City...The following week, tied his previously-set career long of 55 yards with a make from 55 yards out, one of his three successful field goal tries, in the win over the Bears on *Sunday Night Football*...Made a career-high five field goals, including a long of 53 yards, against the Bills on primetime in Week 16, as four of his made field goals were from 40-plus yards, the most by any Chargers kicker in a single game in over 30 years, as the five made field goals were the most in a game by a Charger in over a decade...**vs. Miami (Sept. 10):** Opened the season with two made field goals and four successful PATs to total 10 points scored in Week 1...Near the end of the first half, connected on a 50-yard field goal on the right hash...His second make of the day came from 25 yards out in the fourth quarter...Also handled kickoff responsibilities in the game...**at Tennessee (Sept. 17):** Made three field goals, including a game-tying 33-yard make at the end of regulation to take the game into overtime, in Week 2...Registered his third made field goal with less than 10 seconds remaining in regulation over the last two seasons, which is the second-most in the NFL...Made field goals from 27, 30 and 33 yards away in the game...**vs. Minnesota (Sept. 24):** Missed his lone field goal attempt, a 53-yard try, but was successful on all five of his PATs...**vs. Las Vegas (Oct. 1):** Connected on a 33-yard field goal in the second quarter, advancing to a career mark of 27-of-27 from inside of 50 yards...Added three made PATs...**vs. Dallas (Oct. 16):** Connected on a 24-yard field goal in the third quarter to tie the game at 10 apiece...Successfully converted each of his two PATs...**at Kansas City (Oct. 22):** Made a career-long 55-yard field goal in the first quarter, tying for the third-longest made field goal in franchise history...Added two successful PATs to total five points scored on the day...**vs. Chicago (Oct. 29):** Connected on all three field goal tries in the primetime win over the Bears, making kicks fro 43, 54 and 46 yards out, respectfully...Added three made PATs to take his total points scored to 12 on the day, which set a new single-game career-high...**at New York Jets (Nov. 6):** Successfully connected on each of his two field goals, including tying a career-long with his 55-yard make as time expired in the first half, as well as three made extra points...Finished the game with nine points scored...**vs. Detroit (Nov. 12):** Made his lone field goal attempt, a 48-yarder in the first quarter, as well as five PATs in the Week 10 loss to the Lions...**vs. Green Bay (Nov. 19):** Made both field goal attempts (25 and 26 yards), as well as both PATs, in the Week 11 matchup...**vs. Baltimore (Nov. 26):** Successfully converted each of his two kicks, the first being a 39-yard field goal to cap the game's opening drive, followed by a PAT in the fourth quarter...**at New England (Dec. 3):** Successfully converted each of his two field goals on a rainy afternoon, each from 38 yards out, accounting for all of the Chargers' six points scored in the winning effort...**vs. Denver (Dec. 10):** Successfully converted his lone PAT...**at Las Vegas (Dec. 14):** Made all three of his PATs on *Thursday Night Football*...**vs. Buffalo (Dec. 23):** Made all five field goal attempts, a career-high, to become the first Chargers kicker to make at least five field goals in a single game in over a decade...Four of his five makes were from 40-plus yards (40, 47, 45, 53), as he set the franchise record for most made field goals of 40-plus yards in a single game...Also added one PAT, remaining perfect in his career on extra points...**at Denver (Dec. 31):** Connected on three of his four field goal attempts, with field goal being blocked at the line of scrimmage...Connected on two field goals from 50-plus yards (50, 52), reaching seven made field goals of 50-plus yards this season, the most by a Chargers kicker over the last 30 years...**vs. Kansas City (Jan. 7):** Made all four field goal tries (49, 40, 43, 20), taking his season mark to 31 made field goals...The outing marked his second performance of the season with at least four made field goals in a game, becoming the first Bolts kicker to do so

since 2016...With three made field goals, took his career total to 30 made field goals from inside fo 40 yards, the most made field goals without a miss inside of 40 yards by any kicker in the league over the last two seasons.

2022: Appeared in 10 games after signing with the Chargers, making 19 field goals on 20 attempts (95.0 pct.), while being a perfect 22 for 22 on point-after tries...Appeared in a game with Philadelphia as a practice squad elevation, making a 23-yard game-winning field goal with less than two minutes remaining in his debut... In his Chargers debut, kicked a game-winning 37-yard field goal as time expired for his second game-winning field goal occurring under two minutes of regulation or overtime...Became the third rookie since 1970 to convert game-winning field goals for two different teams in a single season...Recorded a career-high 11 points in a single game against the Dolphins in Week 14... Converted a game-winning 43-yard field goal in Week 15 vs. Tennessee, his third such field goal of the season...**at Arizona (Oct. 9):** Converted on both of his field goal attempts (42, 23 yards) and tallied two extra points to total eight points scored on the afternoon...Tallied a 23-yard field goal under two minutes in the fourth quarter to tally his first game-winning kick in his first career NFL game...**at Atlanta (Nov. 6):** Tallied two field goals (31, 37 yards) and two made extra points to record eight total points scored... Converted his 37-yard field goal as time expired for his second game-winning field goal in as many games played...**at San Francisco (Nov. 13):** Recorded three field goals (47, 25, 40) and an extra point to record a career-high 10 points... **vs. Kansas City (Nov. 20):** Tallied two field goals (46, 21) and three PATs for nine points on the day...**at Arizona (Nov. 27):** Tallied a field goal (26 yards) and two PATs for five points...Extended his perfect start to his career to 20 kicks (10 field goals, 10 PATs)...**at Las Vegas (Dec. 4):** Made two field goals (37, 34) on three attempts, as well as adding two PATs for eight total points... **vs. Miami (Dec. 11):** Recorded a career-high 11 points, tallying three field goals (33, 31, 28) and two extra points...**vs. Tennessee (Dec. 18):** Converted a game-winning 43-yard field goal with eight seconds remaining in the game, as well as adding two extra points for five points... Made his third game-winning kick with less than two minutes remaining in regulation or overtime, which tied for the most in the NFL up to that point and the second-most by a rookie in NFL history...**at Indianapolis (Dec. 26):** Converted two field goals (24, 21) and made both extra points...**vs. L.A. Rams (Jan. 1):** Converted an attempt from 40 yards, as well as converting on all four extra point attempts for a total of seven points...**at Denver (Jan. 8):** Converted both of his field goal attempts (48, 36), as well as both of his extra points...His 48-yard field goal was a career long...**at Jacksonville (AFC Wild Card, Jan. 14):** Converted three of four field goal attempts (22, 23, 50-yard makes), as well as all three PATs for 12 total points...Helped the offense accrue 17 points in the first quarter, the third-most points in a single quarter in Chargers playoff history... Helped the offense total 27 points in the first half, the second-most ever in a Chargers playoff game...His 12 points tied for the second-most by a K in a playoff game in Chargers history.

COLLEGE: A four-year starter at Texas (2018-21), appeared in 49 career games and departed as the program's all-time leader in points scored by a K (286) with the most career field goals made (60)...Named first-team All-Big 12 Conference as a senior in 2021 after twice earning second-team All-Conference recognition in 2018 and 2020...As a freshman in 2018, made 18 field goals to set the record for most field goals made by a freshman in Texas history...Also earned Academic All-Big 12 recognition following each of his final three seasons.

PERSONAL: Given name Cameron Dicker... Born in Hong Kong, China...Spent the first 11 years of his life in Shanghai and spent time living in Taiwan before moving to the United States... He is the first player ever born in Hong Kong to appear in an NFL game...Graduated from The University of Texas at Austin with a bachelor's degree in marketing...**High School:** Attended Lake Travis High in Austin, Texas...A two-time All-State selection, served as the program's primary K each of his last three seasons...Totaled 331 career points at Lake Travis, including 34-of-43 field goals and 229 extra points...Added punt responsibilities over his final two seasons... Selected to the 2017 Super Team by Dave Campbell's Texas Football publication.

CAMERON DICKER NFL STATISTICS

Year	Team	GP	— Field Goals — FG	FGA	Pct.	Lg	Blk	— PAT — XP	XPA	Pct.	Block	— Total — Points
2022	Philadelphia	1	2	2	100.0	42	0	2	2	100.0	0	8
	Los Angeles Chargers	10	19	20	95.0	48	0	22	22	100.0	0	79
2023	Los Angeles Chargers	17	31	33	93.9	55	0	35	35	100.0	0	128
2024	Los Angeles Chargers	17	39	42	92.9	59	0	33	36	91.7	0	150
NFL Totals		**45**	**91**	**97**	**93.8**	**59**	**0**	**92**	**95**	**96.8**	**0**	**365**

Year	Team	FG	— 0-19 Yards — FGA	Pct.	— 20-29 Yards — FG	FGA	Pct.	— 30-39 Yards — FG	FGA	Pct.	— 40-49 Yards — FG	FGA	Pct.	— 50+ Yards — FG	FGA	Pct.
2022	Philadelphia	0	0	—	1	1	100.0	0	0	—	1	1	100.0	0	0	—
	Los Angeles Chargers	0	0	—	6	6	100.0	7	7	100.0	6	6	100.0	0	1	0.0
2023	Los Angeles Chargers	0	0	—	7	7	100.0	8	8	100.0	9	9	100.0	7	9	77.8
2024	Los Angeles Chargers	1	1	100.0	9	9	100.0	9	9	100.0	11	12	91.7	9	11	81.8
NFL Totals		**1**	**1**	**100.0**	**23**	**23**	**100.0**	**24**	**24**	**100.0**	**27**	**288**	**96.4**	**16**	**21**	**76.2**

POSTSEASON Year	Team	GP	— Field Goals — FG	FGA	Pct.	Lg	Blk	— PAT — XP	XPA	Pct.	Block	— Total — Points
2022	Los Angeles Chargers	1	3	4	75.0	50	0	3	3	100.0	0	12
2024	Los Angeles Chargers	1	2	2	100.0	39	0	0	1	0.0	1	6
Postseason Totals		**2**	**5**	**6**	**83.3**	**50**	**0**	**3**	**4**	**75.0**	**1**	**18**

POSTSEASON Year	Team	FG	— 0-19 Yards — FGA	Pct.	— 20-29 Yards — FG	FGA	Pct.	— 30-39 Yards — FG	FGA	Pct.	— 40-49 Yards — FG	FGA	Pct.	— 50+ Yards — FG	FGA	Pct.
2022	Los Angeles Chargers	0	0	—	2	2	100.0	0	0	—	0	1	0.0	1	1	100.0
2024	Los Angeles Chargers	0	0	—	0	0	—	2	2	100.0	0	0	—	0	0	—
Postseason Totals		**0**	**0**	**—**	**2**	**2**	**100.0**	**2**	**2**	**100.0**	**0**	**1**	**0.0**	**1**	**1**	**100.0**

WILL DISSLY

89 | TIGHT END | WASHINGTON
6-4 | 265 LBS | BOZEMAN, MONT.
ACQUIRED: FA —'24
EXPERIENCE: 8TH NFL SEASON
2ND YEAR WITH CHARGERS

CAREER HIGHLIGHTS

- *Spent the first six seasons of his career with the Seattle Seahawks (2018-23) and last season with the Los Angeles Chargers (2024), starting 73-of-87 career regular-season games, hauling in 177 receptions for 1,902 yards (10.7 avg.) and 15 touchdowns.*
- *Set career highs in receptions (50) and receiving yards (481) in his first season with the Bolts.*
- *Started all 15 appearances in 2022, totaling 34 receptions for 349 yards (01.3 avg) with three touchdowns, as his three receiving touchdowns through the first four weeks shared the NFL lead among all tight ends.*
- *Named NFC Special Teams Player of the Week in 2022 after forcing a fumble and recovering a fumble on two separate punt coverages in Seattle's Week 8 win over the New York Giants.*
- *Recorded six touchdowns through his first 10 career NFL games, tied for the second-most by any tight end since the 1970 Merger.*
- *Paved the way for running back Kenneth Walker III to total over 900 yards and eight touchdowns in each of his final two seasons with the Seahawks.*

2024: Competed in 16 games (nine starts) including the postseason and totaled 52 receptions for 497 yards (9.6 avg) with a pair of TDs...**vs. Las Vegas (Sept. 8):** Made his Chargers debut, starting at TE...Recorded a 13-yard reception...**at Carolina (Sept. 15):** Logged three receptions for 29 yards (9.7 avg.)...**at Pittsburgh (Sept. 22):** Hauled in three receptions for 19 yards (6.3 avg)...**vs. Kansas City (Sept. 29):** Started his fourth straight game at TE and logged a pair of receptions for 24 yards (12.0 avg.)...**at Denver (Oct. 13):** Caught four passes for 26 yards (6.5 avg.)...**at Arizona (Oct. 21):** Recorded a season highs in receptions (eight) and receiving yards (81) on *Monday Night Football*...**vs. New Orleans (Oct. 27):** Turned in five receptions for 41 yards (8.2 avg)...**at Cleveland (Nov. 3):** Caught a pair of passes for nine yards (4.5 avg.)...**vs. Tennessee (Nov. 10):** Logged five receptions for 30 yards (6.0 avg.)...**vs. Cincinnati (Nov. 17):** Turned in four receptions for 80 yards (20.0 avg.) and a TD on *Sunday Night Football*...Hauled in a 29-yard TD pass from Justin Herbert on a seam route for his first Chargers TD...**vs. Baltimore (Nov. 25):** Recorded four receptions for 47 yards (11.8 avg.)...**at Atlanta (Dec. 1):** Contributed 29 offensive snaps...**at Kansas City (Dec. 8):** Totaled a pair of catches for 19 yards (9.5 avg.) on *Sunday Night Football*...**at New England (Dec. 28):** Logged a pair of receptions for 21 yards (10.5 avg) in win to earn the Bolts a playoff bid...**at Las Vegas (Jan. 5):** Hauled in five passes for 42 yards (8.4 avg.) and a score...Caught a two-yard slant route in the end zone to give the Bolts a 27-13 lead in the fourth quarter...**at Houston (Jan. 11):** Made his first career postseason start at TE and logged a pair of catches for 16 yards (8.0 avg.).

2023: Started 14-of-16 outings at tight end, totaling 17 receptions for 172 yards (10.1 avg.) and one touchdown...In the season finale, secured three receptions for 46 yards (15.3 avg.) and a touchdown, helping lead the Seahawks to a victory over the division-rival Cardinals...Supported an offense that ranked top-five in the NFL in fewest giveaways, allowing just 17 turnovers over the duration of the regular season...Of his 172 receiving yards, 125 came after the catch, which places him among the league's top tight ends in yards after catch per reception...**vs. L.A. Rams (Sept. 10):** Opened the season with two receptions for 17 yards (8.5 avg.), moving the chains on a second-and-long with a 10-yard reception on the first play from scrimmage in the second quarter...**at Detroit (Sept. 17):** Caught all three targets, registering 35 yards (11.7 avg.) as two of his three grabs went for first downs in the winning road effort...**at Arizona (Jan. 7):** Closed out the year with three receptions for a season-high 46 yards (15.3 avg.) and one touchdown, his lone score of the season...Found the end zone on a 19-yard pass from QB Geno Smith in the second quarter, securing the lone Seahawks touchdown in the first half and helping propel Seattle to a 21-20 victory to close out the season.

2022: Started all 15 games played, putting forth a career season by registering 34 receptions for 349 yards (10.3 avg.) and three touchdowns...Set career-high marks in receptions (34), receiving yards (349) and receiving first downs (20), as his three receiving touchdowns through the first four weeks shared the NFL lead among all tight ends...Was named NFC Special Teams Player of the Week in 2022 after forcing a fumble and recovering a fumble on two separate punt coverages in Seattle's Week 8 win over the New York Giants...In the blocking phase, helped the offensive rushing attack rank fourth in the NFC by averaging 4.80 yards per carry...Missed the final two games due to injury...**vs. Denver (Sept. 12):** Opened the season with three receptions for 43 yards (14.3 avg.) and one touchdown – a 38-yard score on third down – in the season-opening victory on *Monday Night Football*... Scored the touchdown on the game's opening drive, capping a seven-play game-opening scoring series to give the Seahawks the early lead, one that they would not relinquish...**vs. Atlanta (Sept. 25):** Collected three receptions for 34 yards (11.3 avg.) and one touchdown, an 18-yard score in the second quarter...**at Detroit (Oct. 2):** Tied a single-game career-best with four receptions, tallying 39 yards and one touchdown on the four grabs (9.8 avg.), his third score in four weeks – tied for the most among all NFL tight ends...**at L.A. Chargers (Oct. 23):** Set a new single-game career-high with 45 receiving yards on four receptions (11.3 avg.), as three of his four grabs moved the chains to grant the Seahawks with a fresh set of downs...**at Arizona (Nov. 6):** Served as a catalyst in the second-half passing game, as his three receptions for 24 yards (8.0 avg.), including two receiving first downs, all occurred in the second half of the road divisional win, propelling the Seahawks to their fourth-straight win and fifth win in six weeks.

2021: Recorded 21 receptions for 231 yards (11.0 avg.) with one touchdown in 15 games played (14 starts)...Provided aid in the run game as a blocking tight end, helping the offense product the NFC's top-ranked unit in average yards per rush (5.02), placing third across the entire NFL... **at Indianapolis (Sept. 12):** Opened the year with three receptions for 37 yards (12.3 avg.), as all three grabs moved the chains for first downs... **at Minnesota (Sept. 26):** Caught a season-long 36-yard pass near the end of the second quarter, helping to place the Seahawks in field goal range in attempt to score near the end of the first half...**vs. L.A. Rams (Oct. 7):** Provided aid in the passing game down the stretch on *Thursday Night Football*, as his two receptions for 29 yards (14.5 avg.), including a long grab of 21 yards that set up a Seahawks touchdown on the ensuing play, all occurred in the second half... **at Pittsburgh (Oct. 17):** Caught two passes for eight yards (4.0 avg.), including a one-yard receiving touchdown in the third quarter to mark his first receiving score of the season...**at Houston (Dec. 12):** Recorded 38 yards on two receptions (19.0) with a long grab of 25 yards in the Week 14 road bout, as both catches registered as first downs.

2020: Appeared in all 16 games (12 starts) for the NFC West Division-champion Seahawks, totaling a then-career-high 24 receptions for 251 yards (10.5 avg.) and two touchdowns...Half of his 24 receptions (12) either moved the chains for a first down or found the end zone for a touchdown...**at Atlanta (Sept. 13):** Opened the year with two receptions for eight yards (4.0 avg.) with a road win on Kickoff Weekend... **at Miami (Oct. 4):** Hauled-in two passes for 15 yards (7.5 avg.), including a 14-yard grab in the first quarter that led to a Seahawks field goal... With the victory, the Seahawks started the season with a perfect 4-0- mark through the first four weeks...**vs. N.Y. Giants (Dec. 6):** Set a new season-high with four receptions for 28 yards (7.0 avg.) in the home bout...**vs. L.A. Rams (NFC Wild Card, Jan. 9):** Caught one pass for a net gain of one yards in the postseason contest.

2019: Started each of the first six games, collecting a career-high four receiving touchdowns on 23 receptions for 262 yards (11.4 avg.), before sustaining a season-ending injury... His four receiving touchdowns led all NFL tight ends through the first five weeks of the regular season, as his 23 grabs through the first five weeks tied for the fourth-most among all tight ends in the NFC...Early in the season, contributed to a run game that finished the season ranked top-five in the league in rushing offense (137.5)... **at Pittsburgh (Sept. 15):** Recorded a then-single-game career-high five receptions for 50 yards (10.0 avg) and two touchdowns, logging the first multi-touchdown performance of his career... Caught touchdowns in the second (14 yards) and third (12 yards) quarters to tie the game, then advance to a lead...In the fourth quarter, with over five minutes remaining in regulation, caught passes on each of the first two plays (11 yards, 4 yards) of what would be the final drive of the game, as the Seahawks managed to drain the remainder of the game clock and not allow the Steelers to regain possession... The two-touchdown outing was the first such performance by a Seahawks tight end since Jimmy Graham did so in 2017...**vs. New Orleans (Sept. 22):** The following week, surpassed the previous career-best output, only to register six receptions for 62 yards (10.3 avg.) and one touchdown on the final play of the game... Proved reliable down the stretch as his second-half performance featured five receptions for 57 yards (11.4 avg.) and the receiving score...**at Arizona (Sept. 29):** For the third-straight week, set a new single-game career-high with seven receptions, collecting 57 yards (8.1 avg.) and one touchdown – his fourth receiving score in three weeks – to help propel the Seahawks to their first divisional win of the season, doing so on the road...Capped a six-play drive with a nine-yard receiving touchdown, helping grant Seattle with a two-touchdown lead over the

Cardinals...**vs. L.A. Rams (Oct. 3):** Continued his stellar trend, collecting a season-high 81 yards on four receptions (20.3 avg.) in the *Thursday Night Football* win over the division-rival Rams... Of the four receptions, three moved the chains for first downs, including a season-long 38-yard grab in the first quarter that set up a Tyler Lockett touchdown on the following play to take the early lead in the eventual primetime win... Added one rush for seven yards, the first rushing attempt of his career.

2018: Started all four appearances as a rookie, totaling eight receptions for 156 yards (19.5 avg.) and two touchdowns, before sustaining a season-ending injury...In his NFL debut, recorded a 66-yard reception, which registered as the longest grab by a Seahawks rookie tight end in franchise history and the longest by any first-year player in Seahawks annals since the turn of the century...Logged a receiving touchdown in each of his first two career games, becoming the first tight end in franchise history to catch a touchdown pass in each of their first two career games...Provided valuable aid in the run game early in the season, setting forth a path for the offensive unit to finish the season as the No. 1-ranked rushing offense in the NFL (160.0 avg.) en route to a playoff berth...**at Denver (Sept. 9):** In his NFL debut, started at tight end and hauled-in three receptions for 105 yards (35.0 avg.) and a touchdown, registering the most receiving yards by a Seahawk in their first career game in franchise history...Found the end zone for his first career touchdown on the second possession of the game, as the first play following a Seahawks takeaway turned into a 15-yard scoring grab to give Seattle the early lead...Later in the quarter, took a pass across the middle 66 yards to inside of Denver's 10-yard line, setting up an eventual field goal...**at Chicago (Sept. 17):** Registered three receptions for 42 yards (14.0 avg.) and a touchdown in his second-career game, becoming the first tight end in franchise history to secure receiving touchdowns in each of their first two career games...On the final offensive drive of the Monday Night Football matchup, caught two passes for 36 yards, as his first grab was a 34-yard completion to move the Seahawks out of their own 10-yard line, before capping the series with a two-yard touchdown grab on third down to cut the lead to one score.

COLLEGE: Played four seasons at Washington (2014-17), appearing in 46 total games (17 starts) for the Huskies...Started his tenure as a defensive end before switching to tight end for his final two seasons...Offensively, started 16-of-27 games played, hauling in 25 passes for 336 yards (13.4 avg.) and three touchdowns...Over his first two seasons, spent along the defensive front, appeared in 19 games, recording 10 tackles (seven solo), which included three tackles for loss and one sack, along with one forced fumble...Received a share of the Husky Excellence Award following his final season with the program and was named Academic All-Pac-12 honorable mention acknowledgment.

PERSONAL: Given name William Dissly...Born in Bozeman, Mont....**High School**...Attended Bozeman (Mont.) High School, where he was named Montana's Gatorade Player of the Year and earned Parade honorable mention All-America recognition as a senior after helping lead the program to a Class AA State Championship...Also participated in track and field, participating in the shot put and discus throw.

WILL DISSLY NFL STATISTICS

				— Receiving —					— Rushing —					Scrimmage
Year	**Team**	**GP**	**GS**	**No.**	**Yds**	**Avg.**	**Lg**	**TD**	**Att**	**Yds**	**Avg.**	**Lg**	**TD**	**Yards**
2018	Seattle	4	4	8	156	19.5	66	2	0	0	0.0	—	0	156
2019	Seattle	6	6	23	262	11.4	38	4	1	7	7.0	7	0	269
2020	Seattle	16	12	24	251	10.5	28	2	0	0	0.0	—	0	251
2021	Seattle	15	14	21	231	11.0	39	1	0	0	0.0	—	0	231
2022	Seattle	15	15	34	349	10.3	38t	3	0	0	0.0	—	0	349
2023	Seattle	16	14	17	172	10.1	21	1	0	0	0.0	—	0	172
2024	Los Angeles Chargers	15	8	50	481	9.6	29t	2	0	0	0.0	—	0	481
NFL Totals		**87**	**73**	**177**	**1,902**	**10.7**	**66**	**15**	**1**	**7**	**7.0**	**7**	**0**	**1,909**

POSTSEASON				— Receiving —					— Rushing —					Scrimmage
Year	**Team**	**GP**	**GS**	**No.**	**Yds**	**Avg.**	**Lg**	**TD**	**Att**	**Yds**	**Avg.**	**Lg**	**TD**	**Yards**
2020	Seattle	1	0	1	1	1.0	1	0	0	0	0.0	—	0	1
2024	Los Angeles Chargers	1	1	2	16	8.0	9	0	0	0	0.0	—	0	16
Postseason Totals		**2**	**1**	**3**	**17**	**5.7**	**9**	**0**	**0**	**0**	**0**	**0**	**0**	**17**

BUD DUPREE

48 | OUTSIDE LINEBACKER | KENTUCKY
6-4 | 269 LBS | MACON, GA.
ACQUIRED: FA — 2024
EXPERIENCE: 11TH NFL SEASON
2ND YEAR WITH CHARGERS

CAREER HIGHLIGHTS

- *Has started 99-of-136 career games with Pittsburgh, Tennessee, Atlanta and the Los Angeles Chargers and compiled 333 tackles (231 solo), 59.0 sacks, 75 tackles for loss, two interceptions with one returned for a touchdown, 17 passes defensed, 13 forced fumbles and five fumble recoveries.*
- *In the postseason, he has appeared in eight games (six starts) and registered 27 tackles (19 solo), 1.5 sacks, four tackles for loss and one pass defensed.*
- *Started in the 2017 AFC Conference Championship and tallied five tackles (three solo) and one tackle for loss.*
- *Started all 16 games in 2019 and set career highs with 68 tackles (49 solo), 11.5 sacks, 16 tackles for loss, four forced fumbles and two fumble recoveries. He also matched his career high in passes defensed with three.*
- *Returned an interception 10 yards for a touchdown in Week 3 of the 2018 season. He picked off Tampa Bay quarterback Ryan Fitzpatrick with just under three minutes left in the second quarter to give Pittsburgh a 22-7 lead.*

2024: Saw action in all 17 regular season games and totaled 28 tackles (18 solo), 6.0 sacks, one INT, a pair of passes defensed, 10 QB hits, six tackles for loss and a forced fumble in his first season with the Bolts...**vs. Las Vegas (Sept. 8):** Broke up a pass in his Bolts debut...**at Carolina (Sept. 15):** Posted a pair of tackles (one solo)...**at Pittsburgh (Sept. 22):** Recorded a pair of tackles (one solo), his second career INT and a pass defensed...Caught a Justin Fields ball intended for Cordarrelle Patterson on a slant route broken up by Daiyan Henley...**vs. Kansas City (Sept. 29):** Recorded two solo tackles, 2.0 sacks, two QB hits and two tackles for loss...Downed Patrick Mahomes on third down in the opening frame, beating Jawaan Taylor off the edge...Was able to steer Mahomes out of bounds for a three-yard loss on second down, forcing third-and-9... **at Denver (Oct. 13):** Contributed 36 defensive snaps...**at Arizona (Oct. 21):** Logged a pair of tackles (one solo) on *Monday Night Football*... **vs. New Orleans (Oct. 27):** Recorded four solo tackles, 1.0 sack, a QB hit and a tackle for loss... Beat Taliese Fuaga off the edge to sack Jake Haener for an 11-yard loss...**at Cleveland (Nov. 3**): Saw action in 54 defensive snaps along with a special teams snap...**vs. Tennessee (Nov. 10):** Logged a season-high five tackles (four solo), his second multi-sack game of the season, a pair of QB hits, two tackles for loss and a forced fumble...Beat JC Latham multiple times in the fourth quarter, sacking Will Levis twice in the final frame and forced a strip sack recovered by Latham...**vs Cincinnati (Nov. 17):** Recorded a tackle and a pair of QB hits on *Sunday Night Football*...**vs. Baltimore (Nov. 25):** Totaled a pair of tackles on *Monday Night Football*...**at Atlanta (Dec. 1):** Recorded a solo tackle...**at Kansas City (Dec. 8):** Recorded two solo tackles and a QB hit on *Sunday Night Football*...**vs. Tampa Bay (Dec. 15):** Logged a tackle...**vs. Denver (Dec. 19):** Recorded his 6.0 sack of the season along with a pair of tackles (one solo), a QB hit and a tackle for loss...Got off the edge to down Bo Nix for a 10-yard loss in the fourth quarter...**at New England (Dec. 28):** Totaled a pair of tackles (one solo) in the win to clinch a playoff spot for the Bolts...**at Las Vegas (Jan. 5):** Recorded a QB hit... **at Houston (Jan. 11):** Contributed on 23 defensive snaps as well as one snap on special teams.

2023: Started all 16 games he played with Atlanta totaling 39 tackles (17 solo), 6.5 sacks, three passes defensed, eight QB hits, eight tackles for loss and two forced fumbles...**vs. Carolina (Sept. 10):** Logged three tackles...**vs. Green Bay (Sept. 17):** Tallied one solo tackle... **at Detroit (Sept. 24):** Posted a pair of solo tackles, one QB hit and one pass defensed...**at Jacksonville (Oct. 1):** Recorded five tackle, 0.5 sack and one QB hit...Helped David Onyemata take down Trevor Lawrence for a loss of seven yards to end the first half...**vs. Houston (Oct. 8):** Logged one solo tackle and one pass defensed... **vs. Washington (Oct. 15):** Recorded four tackles (one solo), 1.5 sacks, two QB hits and one tackle for loss...Took down Sam Howell for a four-yard loss...Paired with Arnold Ebiketie to take down Sam Howell forcing a punt...**at Tampa Bay (Oct. 22):** Tallied one solo tackle and one tackle for loss...**at Tennessee (Oct. 29):** Recorded three tackles (two solo), 1.0 sack, one QB hit and one tackle for loss...Wrestled Will Levis to the ground for a loss of two yards...**vs. Minnesota (Nov. 5):** Logged one solo tackle and one tackle for loss...**at Arizona (Nov. 12):** Tallied one tackle...**vs. New Orleans (Nov. 26):** Contributed

one solo tackle and one tackle for loss...**at New York Jets (Dec. 3):** Recorded season-high seven tackles (three solo), 2.0 sacks, two QB hits, two tackles for loss and a forced fumble...Brought down Tim Boyle for a loss of five...Sacked Trevor Siemian for a six-yard loss...Stripped the ball from Dalvin Cook which was then recovered by Dee Alford...**vs. Tampa Bay (Dec. 10):** Logged one tackle...**vs. Indianapolis (Dec. 24):** Tallied four tackles (two solo), one tackle for loss and one pass defensed...**at Chicago (Dec. 31):** Posted a trio of tackles (one solo), 0.5 sack and a QB hit...Split the sack of Justin Fields with David Onyemata...**at New Orleans (Jan. 7):** Recorded one solo tackle, 1.0 sack and one forced fumble...Strip-sacked Derek Carr for a loss of nine yards turning the ball over to the Falcons offense.

2022: Started all 11 games that he played in with Tennessee tallying 18 tackles (14 solo), 4.0 sacks, nine QB hits, six tackles for loss, one forced fumble and two fumble recoveries...**vs. New York Giants (Sep. 11):** Recorded one solo tackle, 1.0 sack, one QB hit, one tackle for loss and a fumble recovery...Sacked Daniel Jones for a six-yard loss...Picked up a Daniel Jones fumble forced by Jeffery Simmons and returned it for two yards...**at Buffalo (Sept. 19):** Logged one QB hit on *Monday Night Football*...**at Indianapolis (Oct. 2):** Tallied one tackle and recovered a fumble...Fell on a Matt Ryan loose ball forced out by Denico Autry...**vs Indianapolis (Oct 23):** Recorded three tackles (two solo), 1.0 sack, two QB hits and one tackle for loss...Downed Matt Ryan for a loss of three yards...**at Houston (Oct. 30):** Posted a pair of solo tackles, 1.0 sack, one QB hit and one tackle for loss...Wrapped up Davis Mills for a 13-yard sack ...**at Kansas City (Nov. 6):** Logged one tackle...**vs. Cincinnati (Nov. 27):** Posted a pair of solo tackles and one QB hit...**at Philadelphia (Dec. 4):** Contributed two solo tackles, 1.0 sack, one QB hit and one forced fumble...Strip-sacked Jalen Hurts forcing a Philadelphia punt...**vs. Jacksonville (Dec. 11):** Recorded a season-high six tackles (five solo) and three tackles for loss...**at Los Angeles Chargers (Dec. 18):** Logged one QB hit...**vs. Houston (Dec. 24):** Tallied one QB hit.

2021: Saw action in 12 games with six starts, including the postseason, with Tennessee recording 17 tackles (13 solo), 3.0 sacks, one pass defensed, eight QB hits, two tackles for loss and one forced fumble...**vs. Arizona (Sept. 12):** Logged one solo tackle...**at Seattle (Sept. 19):** Contributed one solo tackle and one QB hit...**vs. Buffalo (Oct. 18):** Posted a pair of solo tackles, one QB hit and one pass defensed on *Monday Night Football*...**vs. Kansas City (Oct. 24):** Recorded one solo tackle, 1.0 sack, one QB hit and one forced fumble...Strip-sacked Patrick Mahomes forcing a Chiefs punt on the following play...**at Indianapolis (Oct. 31):** Logged two tackles (one solo) and two QB hits...**at Los Angeles Rams (Nov. 7):** Tallied one QB hit on *Sunday Night Football*...**vs. New Orleans (Nov. 14):** Saw action on defense...**at Pittsburgh (Dec. 19):** Recorded a pair of tackles (one solo), 1.0 sack, one QB hit and one tackle for loss...Took down Ben Roethlisberger for a nine-yard sack...**vs. San Francisco (Dec. 23):** Recorded a season-high four tackles (three solo), 1.0 sack, one QB hit and one tackle for loss on *Thursday Night Football*...Sacked Jimmy Garoppolo for a nine-yard loss on first down...**vs. Miami (Jan. 2):** Tallied one solo tackle...**at Houston (Jan. 9):** Contributed three tackles (two solo)...**vs. Cincinnati (Jan. 22):** Posted a pair of solo tackles, 1.0 sack, one QB hit and one tackle for loss...Downed Joe Burrow for a loss of 16 yards.

2020: Started all 11 games played with Pittsburgh totaling 31 tackles (23 solo), 8.0 sacks, two passes defensed, 15 QB hits, eight tackles for loss and two forced fumbles...**at New York Giants (Sept. 14):** Recorded four tackles (three solo), one QB hit, two tackles for loss and one pass defensed on *Monday Night Football*...**vs. Denver (Sept. 20):** Tallied two tackles (one solo), 1.0 sack, three QB hits and one forced fumble...Took down Drew Lock for a loss of 11 yards forcing a fumble which was then recovered by Mike Hilton...**vs. Houston (Sept. 27):** Logged three tackles (one solo), 1.5 sacks and two QB hits...Teamed up with Devin Bush to sack Deshaun Watson...Found Deshaun Watson again and wrestled him down for a solo sack...**vs. Philadelphia (Oct. 11):** Logged two tackles, 0.5 sack and two QB hits...Paired with Stephon Tuitt to take down Carson Wentz on first down ...**vs. Cleveland (Oct. 18):** Contributed four solo tackles, 2.0 sacks, two QB hits and two two tackles for loss...Sacked Baker Mayfield for a loss of three yards...Found Baker Mayfield again for a 10-yard sack...**at Tennessee (Oct. 25):** Started at ROLB...**at Baltimore (Nov. 1):** Recorded four solo tackles, 1.0 sack and one forced fumble...Wrestled Lamar Jackson to the ground earning a sack-fumble...**at Dallas (Nov. 8):** Contributed one solo tackle and one QB hit...**vs. Cincinnati (Nov. 15):** Logged three tackles (two solo), 1.0 sack, two QB hits and one tackle for loss...Wrapped up Joe Burrow for a seven-yard loss...**at Jacksonville (Nov. 22):** Tallied three tackles (two solo), 1.0 sack, two QB hits, one tackle for loss and one pass defensed...Sacked Jake Luton to force a Jaguars punt...**vs. Baltimore (Dec. 2):** Recorded a season-high five solo tackles with two tackles for loss.

2019: Competed in 16 games, starting in each one, with the Steelers totaling 68 tackles (49 solo), 11.5 sacks, three passes defensed, 17 QB hits, 16 tackles for loss, four forced fumbles and two fumble recoveries...**at New England (Sept. 8):** Recorded four solo tackles, 1.0 sack, one QB hit and two tackles for loss on *Sunday Night Football*...Wrapped up Tom Brady for a loss of seven yards...**vs. Seattle (Sept. 15):** Logged four tackles (two solo) and two QB hits...**at San Francisco (Sept. 22):** Tallied a trio of solo tackles, one QB hit, one tackle for loss and one pass defensed...**vs. Cincinnati (Sept. 30):** Recorded a season-high six tackles (five solo), 1.0 sack, one QB hit and one forced fumble on *Monday Night Football*...Caught Andy Dalton in the backfield for a loss of 11 yards and stripped the ball loose recovered then by T.J. Watt...**vs. Baltimore (Oct. 6):** Logged five tackles (four solo), 1.0 sack, one QB hit, one tackle for loss and one pass defensed...Wrestled down Lamar

Jackson for a loss of four...**at Los Angeles Chargers (Oct. 13):** Posted a pair of tackles (one solo) and one tackle for loss on *Sunday Night Football*...**vs. Miami (Oct. 28):** Recorded five tackles (three solo), 1.0 sack, one QB hit and one tackle for loss on *Monday Night Football*... Wrapped up Ryan Fitzpatrick for fourth sack of the season...**vs. Indianapolis (Nov. 3):** Recorded three solo tackles, 2.0 sacks, three QB hits, two tackles for loss, one forced fumble and one fumble recovery...Strip-sacked Brian Hoyer and recovered the loose ball for no gain...Caught Jacoby Brissett in the backfield for a loss of four yards...**vs. Los Angeles Rams (Nov. 10):** Logged four tackles (three solo)...**at Cleveland (Nov. 14):** Tied season-high six tackles (four solo) and two tackles for loss on *Thursday Night Football*...**at Cincinnati (Nov. 24):** Posted a pair of solo tackles, 1.0 sack, one QB hit, one forced fumble and one fumble recovery...Strip-sacked Ryan Finley and recovered the loose ball for no gain...**vs. Cleveland (Dec. 1):** Tied season-high six tackles (four solo), 1.5 sacks, two QB hits, one forced fumble and one pass defensed...Forced a sack-fumble on Baker Mayfield for a loss of eight yards...Teamed up with Cameron Heyward to take down Baker Mayfield again for a loss of two yards...**at Arizona (Dec. 8):** Logged five tackles (four solo), 1.0 sack, one QB hit and three tackles for loss...Wrestled down Kyler Murray for a four-yard loss...**vs. Buffalo (Dec. 15):** Tallied three tackles (one solo)...**at New York Jets (Dec. 22):** Tied season-high six tackles (two solo), 1.0 sack, one QB hit and two tackles for loss...Caught Sam Darnold in the backfield for a loss of one yard... **at Baltimore (Dec. 29):** Logged four solo tackles, 1.0 sack, two QB hits and one tackle for loss... Wrapped up Robert Griffin III on first down.

2018: Saw action in 16 games, starting in 15, with Pittsburgh tallying 42 tackles (30 solo), 5.5 sacks, one INT, one TD, three passes defensed, 13 QB hits, eight tackles for loss and one forced fumble...**at Cleveland (Sept. 9):** Logged five tackles (four solo), 1.0 sack, two QB hits, one tackle for loss, two passes defensed and one forced fumble...Wrapped up Tyrod Taylor for a sack-fumble...**vs. Kansas City (Sept. 16):** Posted a pair of solo tackles...**at Tampa Bay (Sept. 24):** Recorded three tackles (two solo), 1.0 sack, one INT returned for a TD, three QB hits, one tackle for loss and one pass defensed...Picked off Ryan Fitzpatrick and returned the INT 10 yards for the score...Downed Ryan Fitzpatrick for a loss of four yards...**vs. Baltimore (Sept. 30):** Logged one solo tackle, 1.0 sack, one QB hit and one tackle for loss on *Sunday Night Football*... Wrestled down Joe Flacco for a six-yard loss... **vs. Atlanta (Oct. 7):** Contributed a season-high six tackles (three solo) and one tackle for loss... **at Cincinnati (Oct. 14):** Posted a pair of solo tackles...**vs. Cleveland (Oct. 28):** Logged four tackles (one solo) and two QB hits...**at Baltimore (Nov. 4):** Tallied one tackle, 0.5 sack and one QB hit...Split a sack on Joe Flacco with Vince Williams...**vs. Carolina (Nov. 8):** Contributed a pair of solo tackles, 1.0 sack, one QB hit and two tackles for loss on *Thursday Night Football*... Caught Cam Newton in the backfield for a loss of 11 yards...**at Jacksonville (Nov. 18):** Tallied a trio of solo tackles and one tackle for loss...**at Denver (Nov. 25):** Started at ROLB...**vs. Los Angeles Chargers (Dec. 2):** Logged four tackles (three solo) on *Sunday Night Football*...**at Oakland (Dec. 9):** Recorded four tackles (two solo), 1.0 sack, one QB hit and one tackle for loss...Took down Derek Carr for a seven-yard loss...**vs. New England (Dec. 16):** Started at ROLB...**at New Orleans (Dec. 23):** Posted a pair of solo tackles and one QB hit...**vs. Cincinnati (Dec. 30):** Tallied a trio of solo tackles and one QB hit.

2017: Started in all 16 games he saw action in with Pittsburgh, including the playoffs logging 44 tackles (34 solo), 6.0 sacks, one pass defensed, seven QB hits, 12 tackles for loss and one fumble recovery...**vs. Minnesota (Sept. 17):** Tallied two tackles (one solo), 1.0 sack, one pass defensed, one QB hit and one tackle for loss... Downed Case Keenum for a loss of 11 yards... **at Chicago (Sept. 24):** Contributed four solo tackles, one QB hit and two tackles for loss...**at Baltimore (Oct. 1):** Recorded four solo tackles, 1.0 sack, one QB hit and two tackles for loss... Took down Joe Flacco in the backfield for a nine-yard loss...**vs. Jacksonville (Oct. 8):** Logged one tackle...**at Kansas City (Oct. 15):** Logged one solo tackle...**vs. Cincinnati (Oct. 22):** tallied three tackles (one solo), 1.0 sack, one QB hit and one tackle for loss...Sacked Andy Dalton for a 13-yard loss...**at Detroit (Oct. 29):** Recorded four tackles (three solo) on *Sunday Night Football*... **at Indianapolis (Nov. 12):** Logged four solo tackles, 1.0 sack, one QB hit and three tackles for loss...Wrapped up Jacoby Brissett for a loss of 13 yards...**vs. Tennessee (Nov. 16):** Posted a pair of tackles (one solo) on *Thursday Night Football*... **vs. Green Bay (Nov. 26):** Contributed four tackles (three solo on *Sunday Night Football*...**at Cincinnati (Dec. 4):** Posted a pair of tackles (one solo), 1.0 sack, one QB hit and one tackle for loss on *Monday Night Football*...Caught Andy Dalton in the backfield for a loss of three yards...**vs. Baltimore (Dec. 10):** Logged one solo tackle on *Sunday Night Football*...**vs. New England (Dec. 17):** Posted a pair of solo tackles, 1.0 sack, one QB hit and two tackles for loss...Wrapped up Tom Brady for a seven-yard loss...**at Houston (Dec. 25):** Recorded a season-high six tackles (five solo) and one fumble recovery on *Monday Night Football*...Recovered a loose ball from T.J. Yates caused by Cameron Heyward...**vs. Cleveland (Dec. 31):** Started at LB...**vs. Jacksonville (Jan. 14):** Logged four tackles (three solo) in the AFC Divisional Round.

2016: Saw action in 10 games and started in seven for Pittsburgh, including the playoffs, tallying 39 tackles, 5.0 sacks, nine QB hits, six tackles for loss, one forced fumble and two passes defensed...**at Cleveland (Nov. 20):** Saw action on defense...**at Indianapolis (Nov. 24):** Posted a pair of solo tackles and one QB hit on *Thursday Night Football*...**vs. New York Giants (Dec. 4):** Logged a pair of solo tackles for the second straight week...**at Buffalo (Dec. 11):** Recorded six tackles (five solo), 2.5 sacks, three QB hits and three tackles for loss...Wrapped up Tyrod Taylor twice for a loss of four yards each... Stopped a QB designed rush for 0.5 sack...**at**

Cincinnati (Dec. 18): Tallied three tackles (two solo) and one tackle for loss...**vs. Baltimore (Dec. 25):** Recorded four tackles (three solo), 1.0 sack, one QB hit, one tackle for loss and one pass defensed...Downed Joe Flacco for a six-yard loss...**vs. Cleveland (Jan. 1):** Contributed a season-high seven tackles (five solo), 1.0 sack, one QB hit and one forced fumble...Wrestled down Austin Davis for a loss of seven yards...**vs. Miami (Jan. 8):** Logged six tackles (three solo), 0.5 sack and two QB hits in the AFC Wild Card...Split a sack of Matt Moore with James Harrison for a six-yard loss...**at Kansas City (Jan. 15):** Recorded four solo tackles, one QB hit and one pass defensed in the AFC Divisional Round...**at New England (Jan. 22):** Contributed five tackles (three solo) and one tackle for loss in the AFC Conference Championship.

2015: Played in 18 games for the Steelers and started in seven, including the playoffs, logging 32 tackles (21 solo), 4.0 sacks, six QB hits, six tackles for loss and one pass defensed...**at New England (Sept. 10):** Posted a pair of solo tackles, 1.0 sack and one QB hit in NFL debut and *Thursday Night Football* debut...Wrapped up Tom Brady for first NFL sack...**vs. San Francisco (Sept. 20):** Logged four tackles (three solo), 1.0 sack, one QB hit and one tackle for loss...Caught Colin Kaepernick in the backfield for a loss of three yards...**at St. Louis (Sept. 27):** Logged two tackles...**vs. Baltimore (Oct. 1):** Tallied three tackles (two solo) on *Thursday Night Football*...**at San Diego (Oct. 12):** Posted a pair of solo tackles, 1.0 sack, one QB hit and one tackle for loss in *Monday Night Football* debut...Took down Philip Rivers for a loss of four yards...**vs. Arizona (Oct. 18):** Logged one tackle...**at Kansas City (Oct. 25):** Tallied one solo tackle, one pass defensed and one tackle for loss...**vs. Cincinnati (Nov. 1):** Recorded one solo tackle, 1.0 sack and one QB hit...Took down Andy Dalton for fourth sack of the season...**vs. Oakland (Nov. 8):** Saw action on defense...**vs. Cleveland (Nov. 15):** Tallied three tackles (two solo)...**at Seattle (Nov. 29):** Logged one solo tackle and one QB hit in first NFL start at LOLB...**vs. Indianapolis (Dec. 6):** Tallied one solo tackle and one tackle for loss in *Sunday Night Football* debut...**at Cincinnati (Dec. 13):** Contributed one tackle...**vs. Denver (Dec. 20):** Tallied one tackle and one QB hit...**at Baltimore (Dec. 27):** Logged one tackle...**at Cleveland (Jan. 3):** Posted a pair of solo tackles...**at Cincinnati (Jan. 9):** Started at LOLB in AFC Wild Card debut tallying three tackles (two solo) and one tackle for loss...**at Denver (Jan. 17):** Started at LOLB in AFC Divisional Round debut logging three tackles (two solo) and one tackle for loss.

COLLEGE: Appeared in 47 career games over four seasons at the University of Kentucky (2011-14) ...Ended his career ranked No. 2 in program history with 23.5 sacks...Finished his career as a Wildcat with 247 tackles (146 solo), four forced fumbles, a recovery and a pick...Voted team captain as a senior and earned honorable mention All-Southeastern Conference following each of his final three seasons in Lexington.

PERSONAL: Given name Alvin Dupree... Born in Macon, Ga....Majored in community and leadership development at University of Kentucky...**High School:** Attended Wilkinson County High School in Irwinton, Ga. ... Four-year starter at tight end and three-year starter at defensive end ...Named First-team all-state as a senior by the Georgia Sports Writers Association and the Atlanta Journal-Constitution...Had more than 1,000 receiving yards and 10 touchdowns as a senior, along with 62 tackles and 10 quarterback sacks...Helped his team advance to the Class A state semifinals in his senior and sophomore season ... Recognized as one of the nation's top 50 tight ends by Scout.com...Also a basketball standout...Helped lead Wilkinson County to the Class A state basketball championship his senior year...Named to the All-Middle Georgia Team.

BUD DUPREE NFL STATISTICS

				— Tackles —						— Interceptions —					— Fumbles —		
Year	**Team**	**GP**	**GS**	**Total**	**Solo**	**Asst**	**Sacks**	**Yds**	**TFL**	**No.**	**Yds**	**Lg**	**TD**	**PD**	**FF**	**FR**	**Yds**
2015	Pittsburgh	16	5	26	17	9	4	7	4	0	0	—	0	1	0	0	0
2016	Pittsburgh	7	4	24	19	5	4.5	24	5	0	0	—	0	1	1	0	0
2017	Pittsburgh	15	15	40	31	9	6	56	12	0	0	—	0	1	0	1	0
2018	Pittsburgh	16	15	42	30	12	5.5	39.5	8	1	10	10t	1	3	1	0	0
2019	Pittsburgh	16	16	68	49	19	11.5	57	16	0	0	—	0	3	4	2	0
2020	Pittsburgh	11	11	31	23	8	8	46	8	0	0	—	0	2	2	0	0
2021	Tennessee	11	6	17	13	4	3	23	2	0	0	—	0	1	1	0	0
2022	Tennessee	11	11	18	14	4	4	24	6	0	0	—	0	0	1	2	2
2023	Atlanta	16	16	39	17	22	6.5	28.5	8	0	0	—	0	3	2	0	0
2024	Los Angeles Chargers	17	0	28	18	10	6.0	30	6	0	0	—	0	2	1	0	0
NFL Totals		**136**	**99**	**333**	**231**	**102**	**59.0**	**335**	**75**	**1**	**10**	**10t**	**1**	**15**	**13**	**5**	**2**

POSTSEASON

				— Tackles —						— Interceptions —					— Fumbles —		
Year	**Team**	**GP**	**GS**	**Total**	**Solo**	**Asst**	**Sacks**	**Yds**	**TFL**	**No.**	**Yds**	**Lg**	**TD**	**PD**	**FF**	**FR**	**Yds**
2015	Pittsburgh	2	2	6	4	2	0	0	2	0	0	—	0	0	0	0	0
2016	Pittsburgh	3	2	15	10	5	0.5	3	1	0	0	—	0	1	0	0	0
2017	Pittsburgh	1	1	4	3	1	0.0	0	0	0	0	—	0	0	0	0	0
2021	Tennessee	1	0	2	2	0	1.0	16	1	0	0	—	0	0	0	0	0
2024	Los Angeles Chargers	1	0	0	0	0	0.0	—	0	0	0	—	0	0	0	0	0
Postseason Totals		**8**	**6**	**27**	**19**	**8**	**1.5**	**19**	**4**	**0**	**0**	**—**	**0**	**1**	**0**	**0**	**0**

TROY DYE

43 | LINEBACKER | OREGON
6–3 | 225 LBS | NORCO, CALIF.
ACQUIRED: UFA (MIN) — 2024
EXPERIENCE: 6TH NFL SEASON
2ND YEAR WITH CHARGERS

CAREER HIGHLIGHTS

- *Has appeared in 77 career games (13 starts) with the Minnesota Vikings and Los Angeles Chargers, compiling 106 tackles (56 solo), 2.5 sacks, three tackles for loss, two passes defensed, a forced fumble and recovery.*
- *Has primarily served as a special teams player throughout his career, compiling 31 career tackles.*
- *Set career highs in tackles (52), solo tackles (31), sacks (1.5) and QB hits (two) in his first season with the Bolts.*
- *Has seen action in two postseason games and registered eight tackles and a pass defensed.*

2024: Saw action in 18 games (five starts), including the postseason, in his first year with the Bolts...Compiled a career-high 52 tackles (31 solo), 1.5 sacks, a pair of QB hits, two tackles for loss and five special teams tackles...Saw action on 79.5 percent of special teams snaps in 2024...**at Las Vegas (Sept. 8):** Saw action on 22 special teams snaps, recording a tackle on punt in his Chargers debut...**at Carolina (Sept. 15):** Competed in five defensive and 18 special teams snaps...**at Pittsburgh (Sept. 22):** Recorded two tackles (one solo)...**vs. Kansas City (Sept. 29):** Compiled a tackle, 0.5 sack, a QB hit and a special teams tackle...Worked with Tarheeb Still on a third-down blitz to down Patrick Mahomes...**at Denver (Oct. 13):** Contributed on 22 special teams snaps...**at Arizona (Oct. 21):** Recorded a special teams tackle on 14 special teams snaps...**vs. New Orleans (Oct. 27):** Saw action on a pair of defensive and 29 special teams snaps...**at Cleveland (Nov. 3):** Logged five solo tackles and a tackle for loss...**vs. Tennessee (Nov. 10):** Saw action on defense and 21 special teams snaps...**vs. Cincinnati (Nov. 17):** Compiled three tackles (one solo) and a special teams tackle on *Sunday Night Football*...**vs. Baltimore (Nov. 25):** Earned his first start in a Bolts uniform on *Monday Night Football*...Totaled three tackles (two solo)...**at Atlanta (Dec. 1):** Earned a second consecutive start and compiled a career-high 14 tackles (six solo)...**at Kansas City (Dec. 8):** Totaled six tackles (four solo) in start on *Sunday Night Football*...**vs. Tampa Bay (Dec. 15):** Compiled nine tackles (five solo), 1.0 sack, a QB hit and a tackle for loss...Downed Baker Mayfield on a second-down blitz...**vs. Denver (Dec. 19):** Saw action on defense and special teams on *Thursday Night Football*...**at New England (Dec. 28):** Started at LB and recorded four solo tackles in win to seal a playoff bid for the Bolts...**at Las Vegas (Jan. 5):** Totaled five tackles (three solo) and a special teams tackle...**at Houston (Jan. 11):** Set postseason career-highs in tackles (eight), solo tackles (six) and passes defensed (one).

2023: Competed in 15 games on defense and special teams, earning two starts, with the Minnesota Vikings tallying 14 tackles (eight solo), 1.0 sack, two QB hits, one tackle for loss, one forced fumble and three special teams tackles...**vs. Tampa Bay (Sept. 10):** Logged one tackle...**at Philadelphia (Sept. 14):** Recorded a forced fumble and special teams tackle on *Thursday Night Football*...Stripped the ball from Britain Covey in the first quarter on punt coverage...**vs. Los Angeles Chargers (Sept. 24):** Recorded majority of snaps on defense and special teams...**at Carolina (Oct. 1):** Recorded a special teams tackle...**vs. Kansas City (Oct. 8):** Logged one tackle...**at Chicago (Oct. 15):** Saw action on defense and special teams...**vs. San Francisco (Oct. 23):** Played on defense and special teams on *Monday Night Football*...**at Green Bay (Oct. 29):** Played multiple snaps on defense and special teams...**at Atlanta (Nov. 5):** Saw action on defense and special teams...**vs. New Orleans (Nov. 12):** Tallied four tackles (two solo) on defense...**at Denver (Nov. 19):** Recorded one tackle on *Sunday Night Football*...**vs. Chicago (Nov. 27):** Earned the start at LB logging a pair of tackles (one solo) on *Monday Night Football*...**at Las Vegas (Dec. 10):** Posted a pair of solo tackles, 1.0 sack, one QB hit and one tackle for loss...Sacked Aidan O'Connell for a loss of five yards on second-and-18...**at Cincinnati (Dec. 16):** Earned second start of the season at LB recording three tackles (one solo), one QB hit and one special teams tackle...**vs. Detroit (Dec. 24):** Saw action on defense and special teams.

2022: Saw action in 18 games, including the postseason, tallying four tackles (one solo), one fumble recovery and 11 special teams tackles (seven solo)...**vs. Green Bay (Sept. 11):** Played majority of snaps on defense and special teams...**at Philadelphia (Sept. 19):** Posted a pair of special teams tackles on *Monday Night Football*...

vs. Detroit (Sept. 25): Logged one special teams tackle...**at New Orleans (Oct. 2):** Recorded one tackle and one special teams tackle in London, England...**vs. Bears (Oct. 9):** Saw majority of action on special teams...**at Miami (Oct. 16):** Saw action on defense and special teams...**vs. Arizona (Oct. 30):** Logged one fumble recovery...**at Washington (Nov. 6):** Assisted two special teams tackles...**at Buffalo (Nov. 13):** Logged a special teams tackle in overtime win...**vs. Dallas (Nov. 20):** Recorded one tackle...**vs. New England (Nov. 24):** Recorded one special teams tackle on Thanksgiving...**vs. New York Jets (Dec. 4):** Saw action on defense and special teams...**at Detroit (Dec. 11):** Played on defense and special teams...**vs. Indianapolis (Dec. 17):** Posted a pair of special teams tackles (one solo) in overtime win...**vs. New York Giants (Dec. 24):** Logged one special teams tackle...**at Green Bay (Jan. 1):** Saw action on defense and special teams...**at Chicago (Jan. 8):** Posted a pair of tackles (one solo)...**vs. New York Giants (Jan 15):** Saw action on defense and special teams in Wild Card.

2021: Competed in 17 games, one start, logging nine tackles (three solo) and 11 special teams tackles (nine solo)...**at Cincinnati (Sept. 12):** Recorded one special teams tackle...**at Arizona (Sept. 19):** Posted a pair of special teams tackles...**vs. Seattle (Sept. 26):** Saw action on defense and special teams...**vs. Cleveland (Oct. 3):** Recorded one special teams tackle...**vs. Detroit (Oct. 10):** Saw action on defense and special teams...**at Carolina (Oct. 17):** Competed on defense and special teams in overtime win...**vs. Dallas (Oct. 31):** Saw action on defense and special teams...**at Baltimore (Nov. 7):** Played on defense and special teams...**at Los Angeles Chargers (Nov. 14):** Recorded two special teams tackles (one solo)...**vs. Green Bay (Nov. 21):** Competed on defense and special teams...**at San Francisco (Nov. 28):** Played on defense and special teams...**at Detroit (Dec. 5):** Recorded season-high five tackles (one solo)...**vs. Pittsburgh (Dec. 9):** Posted a pair of special teams tackles on *Thursday Night Football*...**at Chicago (Dec. 20):** Logged one special teams tackle on *Monday Night Football*...**vs. Los Angeles Rams (Dec. 26):** Logged one special teams tackle...**at Green Bay (Jan. 2):** Saw action on defense and special teams...**vs. Chicago (Jan. 9):** Recorded four tackles (two solo) and one special teams tackle in his first start of the season at MLB.

2020: Saw action in 11 games, five starts, tallying 27 tackles (13 solo), two passes defensed and one QB hit...**vs. Green Bay (Sept. 13):** Competed on defense and special teams in NFL debut...**at Indianapolis (Sept. 20):** Saw action on defense and special teams...**at Green Bay (Nov. 1):** Totaled one tackle in first start of the season at SLB...**vs. Detroit (Nov. 8):** Recorded five tackles (three solo) in second straight start of the season at SLB...**at Chicago (Nov. 16):** Posted a pair of tackles, one QB hit, one pass defensed and one special teams tackle in *Monday Night Football* debut...**vs. Dallas (Nov. 22):** Logged one solo tackle...**vs. Carolina (Nov. 29):** Logged three tackles (one solo) in third start of the season at SLB...**vs. Jacksonville (Dec. 6):** Recorded four solo tackles in overtime win...**at Tampa Bay (Dec. 13):** Logged one solo tackle starting at LB...**vs. Chicago (Dec. 20):** Recorded season-high six tackles (one solo) in final start of the season at SLB...**at Detroit (Jan. 3):** Tallied four tackles (one solo) and one pass defensed.

COLLEGE: Played four years (2016-19) at the University of Oregon, helping the Ducks win the Pacific-12 and become Rose Bowl Champions following his final season, earning Associated Press first-team All-Pac-12 honors in the process... Led the team in tackles each of his four years, becoming the first player in program history to do so in four-straight seasons...Started 48 of his 50 career games with the Ducks, finishing with the third-most tackles in school annals (397)... Over his collegiate career, totaled 15 sacks, five interceptions, 21 passes defensed, 44 tackles for loss, three forced fumbles and a recovery.

PERSONAL: Given name Troy Dye... Born in Norco, Ca. ... Father, Mark, played football at San Jose State and spent time in Houston Astros minor league system... Has three brothers that are all standout athletes, Tony, Jordan, and Travis...Tony, was a S at UCLA, played in the NFL from 2012-14 and played hockey on Team USA in the Junior Olympics...Jordan played WR at Sterling College in Kansas...Travis played RB for USC and Oregon...**High School:** Attended Norco High School in Norco, Ca....Over his Junior and Senior season totaled 211 tackles with fiver interceptions and two touchdowns...Named First-team all-state selection by Cal-Hi Sports... Earned First-Team All-CIF honors and was recognized as Co-Defensive Player of the Year in the Big VIII League as a senior.

TROY DYE NFL STATISTICS

				— Tackles —						— Interceptions —					— Fumbles —		
Year	**Team**	**GP**	**GS**	**Total**	**Solo**	**Asst**	**Sacks**	**Yds**	**TFL**	**No.**	**Yds**	**Lg**	**TD**	**PD**	**FF**	**FR**	**Yds**
2020	Minnesota	11	5	27	13	14	0.0	0	0	0	0	—	0	2	0	0	0
2021	Minnesota	17	1	9	3	6	0	0	0	0	0	—	0	0	0	0	0
2022	Minnesota	17	0	4	1	3	0	0	0	0	0	—	0	0	0	1	0
2023	Minnesota	15	2	14	8	6	1.0	5	1	0	0	—	0	0	1	0	0
2024	Los Angeles Chargers	17	5	52	31	21	1.5	9.5	2	0	0	—	0	0	0	0	0
NFL Totals		**77**	**13**	**106**	**56**	**50**	**2.5**	**14.5**	**3**	**0**	**0**	**—**	**0**	**2**	**1**	**1**	**0**

POSTSEASON				— Tackles —						— Interceptions —					— Fumbles —		
Year	**Team**	**GP**	**GS**	**Total**	**Solo**	**Asst**	**Sacks**	**Yds**	**TFL**	**No.**	**Yds**	**Lg**	**TD**	**PD**	**FF**	**FR**	**Yds**
2022	Minnesota	1	0	0	0	0	0	0	0	0	0	—	0	0	0	0	0
2024	Los Angeles Chargers	1	0	8	6	2	0.0	0	0	0	0	—	0	1	0	0	0
Postseason Totals		**2**	**0**	**8**	**6**	**2**	**0.0**	**0**	**0**	**0**	**0**	**—**	**0**	**1**	**0**	**0**	**0**

JUSTIN EBOIGBE

92 | DEFENSIVE LINE | ALABAMA
6-4 | 265 LBS | BOZEMAN, MONT.
ACQUIRED: FA —'24
EXPERIENCE: 8TH NFL SEASON
2ND YEAR WITH CHARGERS

CAREER HIGHLIGHTS

- *Saw action in five games as a rookie in 2024 with the Bolts.*
- *Turned in a pair of tackles (one solo).*
- *Played at Alabama under Head Coach Nick Saban for five seasons (2019-23), winning the 2020 College Football Playoff National Championship and appearing in four College Football Playoffs.*

2024: Appeared in five games to begin his NFL career... **at Arizona (Oct. 21):** Made his NFL debut in primetime on *Monday Night Football*... **vs. Cincinnati (Nov. 17):** Contributed 11 special teams snaps in his *Sunday Night Football* debut... **vs. Baltimore (Nov. 25):** Recorded a tackle on *Monday Night Football*... **at Atlanta (Dec. 1):** Saw action on defense and special teams... **vs. Denver (Dec. 19):** Recorded one solo tackle and contributed on special teams in his *Thursday Night Football* debut.

COLLEGE: Played five seasons at Alabama (2019-23), helping the Crimson Tide to three College Football Playoff appearances, winning the 2021 College Football Playoff National Championship, and three SEC Championships... Earned First-Team All-SEC honors in 2023... Totaled 122 tackles (58 solo), 9.0 sacks, a four-yard interception and four passes defensed. in his *Thursday Night Football* debut.

PERSONAL: Attended Forest Park High School in Forest Park, Ga., where he garnered attention as one of the highest-ranking prospects in the state...Participated in the Under Armour All-America Game.

JUSTIN EBOIGBE NFL STATISTICS

				— Tackles —						— Interceptions —					— Fumbles —		
Year	Team	GP	GS	Total	Solo	Asst	Sacks	Yds	TFL	No.	Yds	Lg	TD	PD	FF	FR	Yds
2024	Los Angeles Chargers	5	0	2	1	1	0.0	0	0	0	0	—	0	0	0	0	0
NFL Totals		**5**	**0**	**2**	**1**	**1**	**0.0**	**0**	**0**	**0**	**0**	**—**	**0**	**0**	**0**	**0**	**0**

TUCKER FISK

11 | LINEBACKER | OREGON
6–3 | 225 LBS | NORCO, CALIF.
ACQUIRED: UFA (MIN) — 2024
EXPERIENCE: 6TH NFL SEASON
2ND YEAR WITH CHARGERS

CAREER HIGHLIGHTS

- *Has spent time with the Atlanta Falcons (2022-24) and the Los Angeles Chargers (2024).*
- *Seen action in 15 games with seven starts, totaling eight receptions for 48 yards (6.0 avg.).*
- *Also contributes on special teams, adding a pair of tackles.*

2024: Saw action in nine games (five starts), primarily in run support, totaling seven catches for 39 yards...Also recorded a tackle on special teams...Opened the season on the practice squad before being signed ahead of Week 10... **vs. Tennessee (Nov. 10):** Made his Bolts debut and contributed on offense and special teams... **vs. Cincinnati (Nov. 17):** Made his first Chargers start at TE on *Sunday Night Football*...Hauled in a six-yard catch...**vs. Baltimore (Nov. 25):** Started at TE on *Monday Night Football* and caught a seven-yard pass...**at Atlanta (Dec. 1):** Hauled in a one-yard catch in his third start...**at Kansas City (Dec. 8):** Started at TE on Sunday Night Football... **vs. Tampa Bay (Dec. 15):** Hauled in a seven-yard catch...**vs. Denver (Dec. 19):** Recorded a 10-yard catch on *Thursday Night Football*...**at New England (Dec. 28):** Started at TE and hauled in an eight-yard reception in winning effort to seal a playoff bid for the Bolts...**at Las Vegas (Jan. 5):** Contributed on offense and special teams...**at Houston (Jan. 11):** Recorded an 11-yard reception in the Bolts' Wild Card appearance.

2023: Saw action in six games, starting in two, with the Atlanta Falcons primarily utilized as a blocking TE...Recorded one reception for nine yards (9.0 avg)...**at Tampa Bay (Oct. 22):** Contributed on offense and special teams...**vs. Minnesota (Nov. 5):** Recorded majority of snaps on offense and special teams...**at Carolina (Dec. 17):** Logged first start at TE and first reception in the NFL...Hauled in one reception for nine yards (9.0 avg)...**vs. Indianapolis (Dec. 24):** Tallied majority of snaps on offense and special teams... **at Chicago (Dec. 31):** Earned his second start at TE...**at New Orleans (Jan. 7):** Saw action on offense and special teams.

COLLEGE: Started 11-of-37 games played over four seasons (2018-21) at Stanford, playing both tight end and defensive end...On offense, Fisk totaled 64 yards and a touchdown on nine receptions (7.1 avg.)...Defensively, he posted 15 tackles (eight solo) and a pair of sacks in 2021... winner of the Jack Hutson Award his final season, which annually recognizes the team's Defensive Most Valuable Player.

PERSONAL: Given name Tucker Fisk...Born in Edina, Minn....is a self-taught guitarist, pianist, and ukeleist...Father, Jason, played football at Stanford and 12 seasons in the NFL with the Vikings, Titans, Chargers, Browns and Rams from 1995-2006...**High School:** Attended Davis Senior High School in Davis, Ca....Tallied 92 receptions for 1,116 yards and 13 touchdowns on offense... On defense totaled 155 total tackles, 20 tackles for loss and 12.0 sacks on defense...Named the 2016 Sac Joaquin Section Defensive Player of the Year and earned All-NorCal first team honors as a senior...Named a three-time team MVP from 2014-16...Competed in swimming where he was a three-time NISCA All-American.

TUCKER FISK NFL STATISTICS

				— Receiving —					— Rushing —				Scrimmage
Year	**Team**	**GP**	**GS**	**No.**	**Yds**	**Avg.**	**Lg**	**TD**	**Att**	**Yds**	**Avg.**	**Lg**	**TD**	**Yards**
2023	Atlanta	6	2	1	9	9.0	9	0	0	0	0.0	—	0	9
2024	Los Angeles Chargers	9	5	7	39	5.6	10	0	0	0	0.0	—	0	39
NFL Totals		**15**	**7**	**8**	**48**	**6.0**	**10**	**0**	**0**	**0**	**0.0**	**—**	**0**	**48**

POSTSEASON				— Receiving —					— Rushing —				Scrimmage
Year	**Team**	**GP**	**GS**	**No.**	**Yds**	**Avg.**	**Lg**	**TD**	**Att**	**Yds**	**Avg.**	**Lg**	**TD**	**Yards**
2024	Los Angeles Chargers	1	0	1	15	15.0	15	0	0	0	0.0	—	0	15
Postseason Totals		**1**	**0**	**1**	**15**	**15.0**	**15**	**0**	**0**	**0**	**0.0**	**—**	**0**	**15**

DEZ FITZPATRICK

87 | WIDE RECEIVER | LOUISVILLE
6–2 | 208 LBS | FARMINGTON HILLS, MICH.
ACQUIRED: FA — 2023
EXPERIENCE: 2ND NFL SEASON
2ND YEAR WITH CHARGERS

CAREER HIGHLIGHTS

- *Has seen action in seven games over four seasons (2021-24) with the Tennessee Titans, Pittsburgh Steelers and Los Angeles Chargers.*
- *Has caught five passes for 49 yards and an 18-yard touchdown reception.*
- *Originally entered the league as a fourth-round pick (109th overall) with Tennessee.*

2024: Spent the season on the practice squad and was elevated for one game...**at Las Vegas (Jan. 5):** Contributed on 10 offensive snaps.

2023: Saw action on special teams against Houston on Oct. 1.

2022: Competed on special teams at Washington on Oct. 9.

2021: Competed in four games and totaled five receptions for 49 yards (9.8 avg.) and a touchdown...Added a special teams tackle...vs. Houston (Nov. 21): Turned in three catches for 35 yards (11.7 avg.) and a 18-yard touchdown.

COLLEGE: Played four seasons (2017-20) at Louisville after redshirting in 2016...Finished his Cardinals career ranked No. 9 in receptions in program history with 154...His 2,589 receiving yards ranked sixth in program history, while his 21 receiving touchdowns tied for No. 5 in school annals...Fitzpatrick totaled eight games with 100-plus receiving yards with Louisville.

PERSONAL: Given name Desmond Emil Fitzpatrick...Born in Pontiac, Mich....Father, Greg, was a former CFL defensive back and played collegiately at Central State University... Younger brother, Christian, played wide receiver at Michigan State and Marshall University...**High School:** Attended Waterford Mott High school in Michigan...As a senior, recorded 60 receptions for 1,317 yards and 23 touchdowns at wide receiver...Ranked second all-time In receiving touchdowns in the state of Michigan, only three shy of the Michigan High School Athletic Association record...Totaled seven interceptions from his cornerback spot...Credited with 50 tackles and broke up 12 passes in his final high school campaign... Led Mott to only its fifth playoff appearance in the 48-year history of the program...Was one of five finalists for the Michigan High School Football Player of the Year honor and was named the 2015 MLive Detroit Overall Player of the Year...Also participated in track his freshman year.

DEZ FITZPATRICK NFL STATISTICS

				— Receiving —					— Rushing —					Scrimmage
Year	**Team**	**GP**	**GS**	**No.**	**Yds**	**Avg.**	**Lg**	**TD**	**Att**	**Yds**	**Avg.**	**Lg**	**TD**	**Yards**
2021	Tennessee	4	0	5	49	9.8	18t	1	0	0	0.0	—	0	49
2022	Tennessee	1	0	0	0	0.0	0	0	0	0	0.0	—	0	0
2023	Pittsburgh	1	0	0	0	0.0	0	0	0	0	0.0	—	0	0
2024	Los Angeles Chargers	1	0	0	0	0.0	0	0	0	0	0.0	—	0	0
NFL Totals		**7**	**0**	**5**	**49**	**9.8**	**18t**	**1**	**0**	**0**	**0.0**	**—**	**0**	**0**

ALOHI GILMAN

32 | WIDE RECEIVER | LOUISVILLE
6–2 | 208 LBS | FARMINGTON HILLS, MICH.
ACQUIRED: FA — 2023
EXPERIENCE: 2ND NFL SEASON
2ND YEAR WITH CHARGERS

CAREER HIGHLIGHTS

- *Has appeared in 68 games with 34 starts at safety with the Los Angeles Chargers over five seasons and compiled 217 tackles (144 solo), 1.0 sack, three tackles for loss, five interceptions, 18 passes defensed, four forced fumbles and four fumble recoveries.*
- *Took over as a starter at safety for the Chargers in 2023, setting career-best figures in starts (14) total tackles (73), solo tackles (49), passes defensed (10), forced fumbles (three) and interceptions (two), while tying a career-high with two fumble recoveries.*
- *Broke up five passes over the final three weeks of the 2023 season, tying for the most by an AFC defender over that stretch.*
- *Picked off Cleveland QB Jacoby Brissett in the end zone in Week 5 of the 2022 season, stopping a drive in the fourth quarter and helped preserve a Los Angeles 30-28 victory.*
- *Helped the Bolts win at Kansas City in Week 3 of the 2021 season with six solo tackles and an interception, contributing to a defense that forced four Chiefs turnovers, including his pick late in the fourth quarter to set the Bolts offense up for the game-winning drive.*

2024: Started all 11 games which he appeared in...Compiled 50 tackles (34 solo), a sack, an INT, four passes defensed and a tackle for loss...**vs. Las Vegas (Sept. 8):** Opened the season with four tackles (three solo)...**at Pittsburgh (Sept. 22):** Totaled six tackles (four solo) and a pass defensed...Broke up a Justin Fields pass intended for Cordarrelle Patterson...**vs. Kansas City (Sept. 29):** Turned in three tackles...**at Denver (Oct. 13):** Recorded season-highs in tackles (10) and solo tackles (6) along with 1.0 sack and a pass defensed...Broke up a Bo Nix pass over the middle intended for Troy Franklin...Chased Nix out of bounds for a sack...**at Arizona (Oct. 21):** Logged five tackles (three solo) on *Monday Night Football*...vs. New Orleans (Oct. 27): Recorded five tackle (four solo)...**at Cleveland (Nov. 3):** Totaled five tackles (four solo) an INT and a pass defensed...Picked off a Jameis Winston pass intended for Cedric Tillman on a deep ball and returned it 18 yards...**vs. Tennessee (Nov. 10):** Turned in three solo tackles...**vs. Cincinnati (Nov. 17):** Logged six tackles (four solo), one for loss on *Sunday Night Football*...**vs. Baltimore (Nov. 25):** Broke up a Lamar Jackson pass intended for Rashad Bateman in the endzone on *Monday Night Football*...**at Las Vegas (Jan. 5):** Posted three solo tackles...**at Houston (Jan. 11):** Recorded nine tackles (four solo), a forced fumble, a pass defensed and a special teams tackle in the Bolts' Wild Card appearance...Broke up a CJ Stroud pass intended for John Metchie on a slant.

2023: Started all 13 games played at S, totaling 73 tackles (49 solo), eight passes defensed, three forced fumbles, two recoveries tied for a team-high two INTs...**vs. Miami (Sept. 10):** Led the defense with 11 tackles (nine solo)...Contributed to a unit that limited the Dolphins to an average of 3.5 yards per carry...**at Tennessee (Sept. 17):** Totaled six tackles (five solo)...**at Minnesota (Sept. 24):** Recorded five tackles (three solo), a pass defensed, a forced fumble and fumble recovery...On third-and-eight on the defense's opening possession, stripped the ball away from TE T.J. Hockenson and secured the recovery, returning the takeaway four yards...The strip marked his first career forced fumble and fumble recovery on the same play...On Minnesota's final offensive drive, created an incompletion on a pass intended for Hockenson, registering his first pass defensed of the season...**vs. Las Vegas (Oct. 1):** Inactive (heel)...**vs. Chicago (Oct. 29):** Returned to the lineup and made the second start of his career on *Sunday Night Football*... Secured a pass defensed on fourth down that led to S Derwin James Jr.'s fourth-quarter INT... Aided a defense that picked off two passes and forced three turnovers on downs, holding Chicago to one fourth-down conversion on four attempts...**at New York Jets (Nov. 6):** Experienced a career day with four solo stops, a pass defensed, a forced fumble and a recovery that he returned 48 yards to set up a Chargers touchdown...Secured his pass breakup on third down in coverage of WR Garrett Wilson on the game's opening possession...Aided a unit that held the Jets to just three-of-17 on third down (17.6 pct.), totaled a season-high eight sacks and didn't allow an offensive TD...**vs. Detroit (Nov. 12):** Tallied seven tackles (six solo) and a pass defensed...On the first play from scrimmage

in the second half, deflected away a pass intended for WR Josh Reynolds...**at Green Bay (Nov. 19):** Appeared in his 50th career game, totaling nine tackles (six solo), one of which registered as a tackle for loss...On fourth-and-two at midfield, dropped TE Luke Musgrave for a loss on a screen pass, resulting in a turnover on downs...**vs. Baltimore (Nov. 26):** Led the defense with nine tackles (six solo) and a pass defensed on *SNF*...Forced a third-and-long for the Ravens after preventing a completion in coverage of WR Rashod Bateman in the second quarter, his fifth pass defensed of the season...Contributed significantly on defense, aiding a unit that held the Ravens to just three points off of turnovers and scoreless in the fourth quarter for just the second time in 2023, allowing just four conversions on 13 third-down attempts (30.8 pct.)...**at New England (Dec. 3):** Supplied three tackles, as the defense held the Patriots scoreless, the first time that the unit did not allowed a single point scored by the opponent since 2017, also matching the defense's season-high with eight tackles for loss...**vs. Denver (Dec. 10):** Totaled eight tackles (six solo), including a tackle for loss...Dropped RB Javonte Williams for a loss of five yards on an end-around...**at Las Vegas (Dec. 14):** Started at S and totaled three tackles (two solo) on *Thursday Night Football*...**vs. Buffalo (Dec. 23):** Started at S, his 55th career NFL game, and secured an INT and a forced fumble, as well as three tackles (two solo)...Became the first Chargers defender to collect an INT and force a fumble in the same game since Derwin James Jr., in 2022, marking his third career pick and fourth career forced fumble, his career-best third this season...Picked off QB Josh Allen on a deep pass intended for WR Stefon Diggs in the third quarter, his third career takeaway and first of Allen...**at Denver (Dec. 31):** Totaled two tackles (one solo) and a single-game career-high two passes defensed in the road divisional matchup...**vs. Kansas City (Jan. 7):** Closed out the season with an INT of QB Blaine Gabbert, a takeaway that would lead to a made field goal on the ensuing offensive possession...Finished the game with three tackles (one solo) and two passes defensed, supporting a defense that did not allow the Chiefs to score an offensive TD.

2022: Appeared in all 17 regular-season games and made five starts, totaling 55 tackles (34 solo), an INT, a forced fumble and three passes defensed...Started at S in the AFC Wild Card bout at Jacksonville, collecting four tackles and one pass defensed...**vs. Las Vegas (Sept. 11):** Logged a solo tackle in pass coverage in the victory...Also contributed on special teams...**vs. Jacksonville (Sept. 25):** Contributed on defense and on special teams...**at Houston (Oct. 2):** Provided a tackle in pass coverage, stopping RB Rex Burkhead short of the line-to-gain on third down...**at Cleveland (Oct. 9):** In his first start of the season, accounted for seven tackles (three solo) and an INT...On the Browns' second-to-last offensive drive, on third down, picked off QB Jacoby Brissett, helping cut short Cleveland's comeback effort...Gathered the Chargers' sixth INT of the season...**vs. Denver (Oct. 17):** Logged a solo stop in pass coverage of WR Jerry Jeudy in the first quarter...Aided a defensive unit that held the Broncos to -9 net passing yards in the second half and overtime...**vs. Seattle (Oct. 23):** Primarily contributed on special teams...**at Atlanta (Nov. 6):** Logged three tackles (two solo), supporting a defense that held the Falcons to 114 net passing yards...**at San Francisco (Nov. 13):** Recorded six tackles, including a season-high five solo, on *Sunday Night Football*...**vs. Kansas City (Nov. 20):** Notched a solo stop while contributing both on defense and special teams...Partnered with LB Nick Niemann on a stop on punt coverage...**at Arizona (Nov. 27):** Started at S and collected a career-high 10 tackles (five solo) and a pass defensed in the road victory...On top of his double-digit tackle performance, added the pass breakup on a third-down pass attempt to TE Trey McBride in the back half of the fourth quarter, leading to a Cardinals punt...**at Las Vegas (Dec. 4):** Contributed on defense and on special teams...**vs. Miami (Dec. 11):** Started at S and amassed three tackles (two solo), a forced fumble and a pass defensed...On the Dolphins' first play from scrimmage, batted the ball away from WR Tyreek Hill, forcing an incompletion and eventual three-and-out...Midway through the second quarter, forced a fumble of RB Jeff Wilson Jr., his first career forced fumble...Helped support a defense that allowed just three completions in the first half, tying for the fewest completions allowed in a single opening half by any NFL defense to that point, and just 19 net passing yards in the opening half, the fewest allowed by a Bolts defense in a single first half in the last decade...The unit allowed just three third-down conversions on 11 attempts (27.3 pct.), the best defensive third down percent allowed by the Bolts on the year...**vs. Tennessee (Dec. 18):** Notched eight tackles (four solo), the second-most stops by a Bolts defender on the day...Helped anchor a defense that allowed just one third-down conversion in the first three quarters and didn't allow a point in the first quarter for the third-straight week...**at Indianapolis (Dec. 26):** Recorded five tackles (two solo), helping the unit tally three INTs, seven sacks, and allowing zero third-down conversions on 10 attempts, becoming the eighth defense in the last 30 seasons to tally at least seven sacks and allow zero third-down conversions in a single game...Also helped the unit to not allow a first quarter point for the fourth-straight week...**vs. L.A. Rams (Jan. 1):** Started at S, collecting three solo stops...Contributed to a defense that allowed just 111 net passing yards, the second-fewest in a single game in 2023...**at Denver (Jan. 8):** Closed out the regular season with five tackles (four solo) defensively, with a fumble recovery on punt coverage...Early in the fourth quarter, landed on a muffed Broncos punt to regain possession, his second fumble recovery of the season...**at Jacksonville (AFC Wild Card, Jan. 14):** Started at S, notching four tackles (one solo) in the contest, along with a pass defensed...In the second quarter at midfield, broke up a pass intended for WR Christian Kirk, gathering his first career postseason pass defensed...Aided a defense that did not allow a

single third-down conversion in the first half, the first defense to do so in a playoff game since at least 2000, and held the Jaguars to a franchise playoff-best 2-for-10 (20.0 pct.) on third down in the game...The unit collected 13 passes defensed in the game, the most by any team in the NFL in a single playoff game since the 2016 postseason, and three first-quarter INTs, the most by any team in a single playoff game in the last 30 years.

2021: Appeared in 11 games (three starts), notching 36 tackles (26 solo), an INT and an additional six stops on special teams coverage...Secured his first career INT in the fourth quarter of the Week 3 win at Kansas City to as the Bolts offense an opportunity to drive for the go-ahead touchdown...Led the AFC in special teams tackles (four) through the first three weeks of the season...**at Washington (Sept. 12):** Secured two tackles (one solo) defensively as the Bolts held Washington to 17 points scored and just 133 yards passing...Partnered with OLB Kyler Fackrell for a tackle on punt coverage in the first quarter...**vs. Dallas (Sept. 19):** Totaled a then-season-best four tackles (two solo) on a season-high 52 defensive snaps...**at Kansas City (Sept. 26):** Amassed a career-high six solo tackles in the road winning effort, along with a special teams tackle...Secured his first career INT, picking off QB Patrick Mahomes in the fourth quarter, giving the ball back to the Chargers offense prior to the eventual game-winning drive...Helped anchor a defensive unit that held Mahomes to 5.9 yards per attempt, the third-lowest output of his career, as the unit forced four Chiefs turnovers, the most takeaways by the Bolts in a single game since 2018 (Week 17)...**vs. Las Vegas (Oct. 4):** In his second career start, secured a tackle in pass coverage and one special teams stop on kickoff to commence the second half...Saw action on 21 special teams snaps, the second-most by a Charger in the home divisional win over the Raiders...**vs. Cleveland (Oct. 10):** Notched a solo tackle defensively in the win over Cleveland, while continuing to serve as a stalwart on special teams...Partnered with DL Jerry Tillery to corral RB Kareem Hunt after a seven-yard gain off of the right end...**at Baltimore (Oct. 17):** Finished the game with two tackles (one solo) including a scramble Ravens QB Lamar Jackson...**vs. New England (Oct. 31):** Totaled two solo tackles in pass defense...Saw action on a team-best 26 special teams plays...**at Philadelphia (Nov. 7):** Inactive (ankle)...**vs. Minnesota (Nov. 14):** Started at S, matched a career-high with six tackles (two solo)...**vs. Pittsburgh (Nov. 21):** Inactive (quadricep)...**at Houston (Dec. 26):** Returned from injury to start at S, totaling six solo stops in pass coverage, supporting the back end of the defensive unit...**vs. Denver (Jan. 2):** Secured a tackle in pass coverage near the end of the first half while supplying 16 special teams snaps contributed.

2020: A primary contributor on special teams, contributed defensively towards the end of the regular season...Appeared in 15 games as a rookie, amassing four solo tackles on special teams as a member of the coverage units...Started at S in the season finale against Kansas City...Logged first defensive snap of the season in Week 13 against New England, seeing action in the team's goal line package...**at Cincinnati (Sept. 13):** In his NFL debut, saw action on 17 special teams plays...**vs. Kansas City (Sept. 20):** Participated on 18 special teams snaps in the franchise's first game at SoFi Stadium...**vs. Carolina (Sept. 27):** Contributed to 17 special teams plays...**at Tampa Bay (Oct. 4):** Recorded first career special teams tackle, corralling RB/KR Kenjon Barner on coverage of a kickoff...**at New Orleans (Oct. 12):** Logged his second special teams tackle in as many weeks, bringing down WR/KR Marquez Callaway on a first-quarter kickoff, forcing the Saints to state their offensive series from inside of their own 25-yard line...**vs. Jacksonville (Oct. 25):** Inactive...**at Denver (Nov. 1):** Logged seven snaps on special teams...**vs. Las Vegas (Nov. 8):** Contributed to 13 special teams snaps...**at Miami (Nov. 15):** Contributed to 11 special teams plays...**vs. N.Y. Jets (Nov. 22):** Continued his special teams contributions, seeing action on 16 plays...**at Buffalo (Nov. 29):** Continued to assist the team's special teams units...**vs. New England (Dec. 6):** Saw first defensive action with S Rayshawn Jenkins out for a portion of the game due to being evaluated for an injury, seeing contributing on the defense's goal line sub-package...**vs. Atlanta (Dec. 13):** Corralled returner Brandon Powell on kickoff coverage in the second quarter, amassing his third special teams stop of the season...Logged two snaps on defense...Helped pave the way for S Nasir Adderley's 76-yard kickoff return in the second quarter...**at Las Vegas (Dec. 17):** Continued to contribute on special teams in the Chargers' overtime win on *Thursday Night Football*...**vs. Denver (Dec. 27):** After S Rayshawn Jenkins sustained an injury, contributed on defense as an extra DB in particular sub-packages, logging his first career defensive tackle in pass defense, splitting the stop with fellow S Nasir Adderley...**at Kansas City (Jan. 3):** In his first career start, notched two total tackles (one solo)...Halted RB Darwin Thompson in pass coverage for his first career solo stop, helping the defense hold Kansas City to a season-low 268 net yards, as Los Angeles finished the regular season on a four-game win streak.

COLLEGE: Played four seasons (2017-20) at Louisville after redshirting in 2016...Finished his Cardinals career ranked No. 9 in receptions in program history with 154...His 2,589 receiving yards ranked sixth in program history, while his 21 receiving touchdowns tied for No. 5 in school annals...Fitzpatrick totaled eight games with 100-plus receiving yards with Louisville.

PERSONAL: Given name Alohilaniokala Gilman...Nicknames are 'Alohi' and 'Gilla Killa'...First name is pronounced uh-LOW-hee...Born in St. George, Utah...Father, Asai, played DB at Southern Utah and is a football coach...Father, Asai, and mother, Keawe, founded the non-profit Education-1st — which is dedicated to motivating Native Hawaiian youth and their families to go to college, giving them the confidence to graduate with a college degree and encourage them to contribute back to their communities...The organization has served over 6,000 students since its founding in 2003...Brother, Alaka'i, is committed to play football at Stanford...Older sister, Kawelina, played soccer and rugby at Utah Valley...Friends with former Chargers LB Manti Te'o...Worked construction for his uncle in the summers in high school...Graduated from Notre Dame with a bachelor's degree in economics...
High School: Earned All-State honors as a senior at Kahuku (Hawaii) High...Recognized as All-Region as a junior...Played WR, CB and S while also returning punts and kickoffs...Lettered in football, basketball and track & field.

ALOHI GILMAN NFL STATISTICS

				— Tackles —						— Interceptions —					— Fumbles —		
Year	Team	GP	GS	Total	Solo	Asst	Sacks	Yds	TFL	No.	Yds	Lg	TD	PD	FF	FR	Yds
2020	Los Angeles Chargers	15	1	3	1	2	0.0	—	0	0	0	—	0	0	0	0	0
2021	Los Angeles Chargers	11	3	36	26	10	0.0	—	0	1	0	0	0	1	0	0	0
2022	Los Angeles Chargers	17	5	55	34	21	0.0	—	0	1	18	18	0	3	1	2	4
2023	Los Angeles Chargers	14	14	73	49	24	0.0	—	2	2	0	0	0	10	3	2	52
2024	Los Angeles Chargers	11	11	50	34	16	1.0	0	1	1	18	18	0	4	0	0	0
NFL Totals		**68**	**34**	**217**	**144**	**73**	**1.0**	**0**	**3**	**5**	**36**	**18**	**0**	**18**	**4**	**4**	**56**

POSTSEASON

				— Tackles —						— Interceptions —					— Fumbles —		
Year	Team	GP	GS	Total	Solo	Asst	Sacks	Yds	TFL	No.	Yds	Lg	TD	PD	FF	FR	Yds
2022	Los Angeles Chargers	1	1	4	1	3	0.0	0	0	0	0	—	0	1	0	0	0
2024	Los Angeles Chargers	1	1	9	4	5	0.0	0	0	0	0	—	0	1	1	0	0
Postseason Totals		**2**	**2**	**13**	**5**	**8**	**0.0**	**0**	**0**	**0**	**0**	**—**	**0**	**2**	**1**	**0**	**0**

DA'SHAWN HAND

91 | DEFENSIVE LINE | MICHIGAN STATE
6–3 | 302 LBS | WOODBRIDGE, VA.
ACQUIRED: UFA (MIA) — 2025
EXPERIENCE: 8TH NFL SEASON
1ST YEAR WITH CHARGERS

CAREER HIGHLIGHTS

- *Has competed in 65 games with 13 starts, including the postseason, in his first seven seasons with the Detroit Lions (2018-21), Tennessee Titans (2021-22) and Miami Dolphins (2023-24).*
- *Turned in 102 tackles (65 solo), 12 tackles for loss, 5.0 sacks, nine QB hits, five passes defensed, four forced fumbles and a pair of recoveries.*
- *Recovered a Clyde Edwards-Helaire fumble in his playoff debut against the Kansas City Chiefs — the coldest game in Miami Dolphins history with a kickoff temperature of -4 degrees Fahrenheit.*
- *Won a pair of College Football Playoff National Championships as a sophomore and senior during his four seasons (2014-17) at Alabama.*

2024: Competed in all 17 games with two starts...**vs. Jacksonville (Sept. 8):** Opened season with two tackles (one solo)...**vs. Buffalo (Sept. 12):** Recorded a solo tackle...**at Seattle (Sept. 22):** Recorded a career-high five tackles (three solo), 1.0 sack, a QB hit and a tackle for loss...Downed Geno Smith on a swim move off the line...**vs. Tennessee (Sept. 30):** Logged a pair of tackles (one solo), one for loss...**at New England (Oct. 6):** Recorded two tackles (one solo) and a QB hit...**at Indianapolis (Oct. 20):** Compiled three solo tackles, a QB hit and a tackle for loss...**at Arizona (Oct. 27):** Started at DT and turned in four tackles (three solo)...**at Buffalo (Nov. 3):** Started at DT and logged three tackles (two solo), a QB hit, a tackle for loss and a pass defensed...**at Los Angeles Rams (Nov. 11):** Turned in three tackles, one for loss and a forced fumble...Punched the ball from Kyren Williams on a power run, recovered by Miami...**vs. Las Vegas (Nov. 17):** Saw action on defense and special teams...**vs. New England (Nov. 24):** Contributed 32 defensive snaps and three special teams snaps...**at Green Bay (Nov. 28):** Registered a tackle...**vs. New York Jets (Dec. 8):** Logged three solo tackles...**at Houston (Dec. 15):** Contributed on defense and special teams...**vs. San Francisco (Dec. 22):** Turned in a solo tackle...**at Cleveland (Dec. 29):** Logged a tackle and a fumble recovery...Fell on a Dorian Thompson-Robinson fumble caused by Emmanuel Ogbah on a strip sack...**at New York Jets (Jan 5):** Saw action on defense and special teams.

2023: Played in 17 games including the postseason...Compiled 17 tackles (six solo), 1.0 sack, three QB hits, a tackle for loss and a pair of passes defensed in the regular season...**at New England (Sept. 17):** Made his Dolphins debut contributing on defense and special teams...**vs. Denver (Sept. 24):** Turned in a tackle, QB hit and pass defensed...**at Buffalo (Oct. 1):** Logged four tackles (one solo)...**vs. New York Giants (Oct. 8):** Recorded a QB hit...**vs. Carolina (Oct. 15):** Logged a tackle...**at Philadelphia (Oct. 22):** Contributed five snaps on defense and special teams...**vs. New England (Oct. 29):** Saw action on special teams...**at Kansas City (Nov. 5):** Recorded a tackle...**vs. Las Vegas (Nov. 19):** Contributed on defense and special teams...**at New York Jets (Nov. 24):** Compiled three solo tackles, 1.0 sack, a QB hit and a tackle for loss...Downed Tim Boyle on third down for a loss of 11 yards...**vs. Dallas (Dec. 24):** Saw action on defense and special teams...**at Baltimore (Dec. 31):** Recorded four tackles (two solo)...**vs. Buffalo (Jan. 7):** Turned in a pair of tackles...**at Kansas City (Jan. 13):** Recorded three tackles (one solo) and a fumble recovery...Dove on a Clyde Edwards-Helaire fumble.

2022: Competed in one game...**vs. New York Giants (Sept. 11):** Saw action on a pair of defensive snaps.

2021: Played in four games with the Lions and Titans...Totaled two tackles (one solo) and a pass defensed...**vs. Philadelphia (Oct. 31):** Batted down a Jalen Hurts pass on a scramble...**at Pittsburgh (Nov. 14):** Totaled two tackles (one solo)...**at Cleveland (Nov. 21):** Contributed on defense and special teams...**at Houston (Jan. 9):** Made his Titans debut...Contributed six defensive snaps.

2020: Competed in 10 games with a start...Totaled 19 tackles (12 solo), a tackle for loss and a forced fumble...**vs. Chicago (Sept. 13):** Opened season with a tackle...**at Green Bay (Sept. 20):** Turned in a pair of tackles (one solo)...**at Arizona (Sept. 27):** Logged three tackles (two solo)...**vs. New Orleans (Oct. 4):** Recorded a tackle...**at Jacksonville (Oct. 18):** Contributed on defense and special teams...**at Atlanta (Oct. 25):** Compiled four tackles (three solo) and a forced

fumble...Stripped the ball from Todd Gurley on power left run play...**vs. Indianapolis (Nov. 1):** Turned in four tackles (two solo) and a tackle for loss...**at Minnesota (Nov. 8):** Logged a tackle...**vs. Washington (Nov. 15):** Contributed 52 defensive snaps as well as six special teams snaps...**vs. Green Bay (Dec. 13):** Logged three solo tackles.

2019: Competed in three games with two starts... Logged six tackles (four solo), a tackle for loss and a pass defensed...**vs. New York Giants (Oct. 27):** Recorded a season-high four solo tackles, a tackle for loss and a pass defensed...**at Oakland (Nov. 3):** Turned in a tackle...**vs. Chicago (Nov. 28):** Recorded a tackle.

2018: Saw action in 13 games with eight starts... Compiled 27 tackles (22 solo), 3.0 sacks, a pair of QB hits, four tackles for loss, two forced fumbles and a recovery...**vs. New York Jets (Sept. 10):** Made his NFL debut and totaled four tackles (three solo)...**at San Francisco (Sept. 16):** Made his first career start at DE...Turned in six tackles (five solo) and a tackle for loss...**vs. New England (Sept. 23):** Recorded a pair of tackles...**at Dallas (Sept. 30):** Turned in three solo tackles, his first career sack, a pair of tackles for loss and a forced fumble...Pushed Dak Prescott out of bounds on a play action bootleg...**vs. Green Bay (Oct. 7):** Recorded four solo tackles, 1.0 sack, a QB hit, a forced fumble and a recovery...Strip sacked Aaron Rodgers and recovered it himself inside the two minute warning of the first half...**at Miami (Oct. 21):** Recorded a solo tackle...**vs. Seattle (Oct. 28):** Logged a pair of tackles (one solo)... **at Minnesota (Nov. 4):** Recorded a solo tackle... **at Chicago (Nov. 11):** Compiled a solo tackle, 1.0 sack, a QB hit and a tackle for loss...Sacked Mitch Trubisky on Chicago's goal line...**vs. Carolina (Nov. 18):** Recorded a solo tackle...**vs. Chicago (Nov. 22):** Contributed on defense and special teams...**vs Los Angeles Rams (Dec. 2):** Turned in a pair of solo tackles...**at Arizona (Dec. 9):** Saw action on defense and special teams before exiting the game to Injury (Knee).

COLLEGE: Over four seasons at the University of Alabama (2014-17), appeared in 50 games... helped the Crimson Tide to a pair of College Football Playoff National Championships in 2015 and 2017...Ended his career with back-to-back seasons with second-team All-Southeastern Conference recognition (2016-17)...Totaled 10 sacks in his time in Tuscaloosa, Ala., adding 71 tackles (30 solo), a pass breakup, a forced fumble and a recovery.

PERSONAL: Given name Da'Shawn Hand... Born in Philadelphia, Pa....**High School:** Attended Woodbridge High School in Woodbridge, Va.... Earned Virginia all-state selections as a junior and senior...Amassed 56 sacks during his four-year high school career...Ranked the number one player in the Rivals100 and earned first-team USA Today All-American honors in 2012 and 2013...Was a unanimous five-star prospect and rated the number one strong-side defensive end by Rivals.com and top player in the state of Virginia... Also participated on his high school wrestling team to become a Virginia state champion wrestler.

DA'SHAWN HAND NFL STATISTICS

				— Tackles —						— Interceptions —					— Fumbles —		
Year	**Team**	**GP**	**GS**	**Total**	**Solo**	**Asst**	**Sacks**	**Yds**	**TFL**	**No.**	**Yds**	**Lg**	**TD**	**PD**	**FF**	**FR**	**Yds**
2018	Detroit	13	8	27	22	5	3.0	14	4	0	0	—	0	0	2	1	0
2019	Detroit	3	2	6	4	2	0.0	0	1	0	0	—	0	1	0	0	0
2020	Detroit	10	1	19	12	7	0.0	0	1	0	0	—	0	0	1	0	0
2021	Detroit/Tennessee	4	0	2	1	1	0.0	0	0	0	0	—	0	1	0	0	0
2022	Tennessee	1	0	0	0	0	0.0	0	0	0	0	—	0	0	0	0	0
2023	Miami	16	0	17	6	11	1.0	11	1	0	0	—	0	2	0	0	0
2024	Miami	17	2	31	20	11	1.0	5	5	0	0	—	0	1	1	1	0
NFL Totals		**64**	**13**	**102**	**65**	**37**	**5.0**	**30**	**12**	**0**	**0**	**—**	**0**	**5**	**4**	**2**	**0**

POSTSEASON

				— Tackles —						— Interceptions —					— Fumbles —		
Year	**Team**	**GP**	**GS**	**Total**	**Solo**	**Asst**	**Sacks**	**Yds**	**TFL**	**No.**	**Yds**	**Lg**	**TD**	**PD**	**FF**	**FR**	**Yds**
2023	Miami	1	0	3	1	2	0.0	0	0	0	0	—	0	0	0	1	0
Postseason Totals		**1**	**0**	**3**	**1**	**2**	**0.0**	**0**	**0**	**0**	**0**	**—**	**0**	**0**	**0**	**1**	**0**

JOSH HARRIS

47 | LONG SNAPPER | AUBURN
6–1 | 224 LBS | CARROLLTON, GA.
ACQUIRED: UFA (ATL) — 2022
EXPERIENCE: 14TH NFL SEASON
4TH YEAR WITH CHARGERS

CAREER HIGHLIGHTS

- *Named a second-team All-Pro from The Associated Press and was selected to his first Pro Bowl after collecting a career-high seven special teams tackles in 2021.*
- *Since entering the NFL in 2012, has snapped in 207 games, as well as nine postseason bouts, compiling 36 total special teams tackles (20 solo).*
- *Is one of 11 active players to have played in 200 or more games since he entered the NFL in 2012.*
- *In his first three seasons with the Bolts, he snapped on an operation that had zero blocked kicks and punts and made 101-of-108 field goals (93.5 pct.) – the best field goal percentage in the NFL during that timeframe despite deploying three different kickers in 2022.*
- *Snapped for Cameron Dicker's 59-yard field goal at Arizona in Week 7, matching the franchise record.*
- *Contributed to a punt team that held opponents to a league-best 3.1 yards per punt return in 2022, the best single-season return average allowed by a Chargers team since 1971.*
- *Snapped in 2022 on a unit that saw two kickers (Cameron Dicker and Dustin Hopkins) and a punter (JK Scott) each win AFC Special Teams Player of the Week once, while Dicker also was named AFC Special Teams Player of the Month for December/January.*
- *Opened the 2021 season with a career-best three special teams tackles for the Falcons in the club's Week 1 outing vs. Philadelphia.*
- *Snapped for Younghoe Koo's franchise-record 37 made field goals in 2020, as Koo was selected to his first Pro Bowl.*

HONORS AND AWARDS

2021: *2022 NFL Pro Bowl Selection (First)*
The Associated Press
Second-Team All-Pro (LS)

2024: Saw action in all 18 games, including the postseason...Provided reliable snaps for Cameron Dicker and JK Scott...Played in his 200th career game in Week 11 against Cincinnati...Snapped for a record-breaking season for Cameron Dicker... Recorded a tackle on special teams...**vs. Las Vegas (Sept. 8):** Snapped the ball 11 times... Snapped for Cameron Dicker as he went three-for-three on field goals including a 53-yard make...**at Carolina (Sept. 15):** Provided eight snaps for the specialists....**at Pittsburgh (Sept. 22):** Snapped the ball eight times...**vs. Kansas City (Sept. 29):** Was utilized on nine special teams plays...**at Denver (Oct. 13):** Provided nine snaps to the specialists...**at Arizona (Oct. 21):** Saw action on seven snaps on *Monday Night Football*... Provided reliable snaps for Cameron Dicker's record-setting night...Dicker went five-for-five from the field including a career-long 59-yard make that matches Michael Badgley's franchise leading mark...Dicker was good from 50-plus twice...**vs. New Orleans (Oct. 27):** Provided a season-high 12 snaps...**at Cleveland (Nov. 3):** Matched his season-high with 12 snaps...**vs. Tennessee (Nov. 10)**: Saw action on eight special teams snaps...**vs. Cincinnati (Nov. 17):** Provided snaps on 12 plays in his 200th career game on *Sunday Night Football*...**vs. Baltimore (Nov. 25):** Provided nine snaps to the specialists... Snapped for Cameron Dicker as he went three-for-three from the field including a pair of makes from 50-plus yards...**at Atlanta (Dec. 1):** Provided seven snaps...**at Kansas City (Dec. 8):** Saw action on eight special teams plays on *Sunday Night Football*...**vs. Tampa Bay (Dec. 15):** Provided six special teams snaps...**vs. Denver (Dec. 19):** Provided six snaps to the specialists... **at New England (Dec. 28):** Snapped the ball 10 times and recorded a special teams tackle in win to send the Bolts to the playoffs...**at Las Vegas (Jan. 5):** Provided snaps on nine special teams plays...**at Houston (Jan. 11):** Provided eight snaps to specialists in the Bolts' Wild Card appearance.

2023: Successfully provided snaps on all punts, field goals and extra points...Appeared in all 17 games, taking his career total to 190 appearances...Totaled five special teams tackles on the season, the second-most on the team and tied for the second-most in a single season in his 12-year career...Secured a tackle in Week 2, his 175th career NFL game, as well as a stop in the Week 10 matchup against Detroit... Provided snaps on all of K Cameron Dicker's field goals over the last two seasons, as Dicker has registered the best make percentage (93.5) by any kicker in their first two seasons in league history (min. 50 att.)...Helped Dicker make all five of his field goal tries in the Week 16 matchup against Buffalo, becoming the first Chargers kicker to make at least five field goals in a game in over a decade, as four of the five makes were from 40-plus yards, the most by any Bolt in a single game in over 30 years...Did not allow a punt to be blocked for the second-straight season...vs. Miami (Sept. 10): Opened the season with reliable snaps on three punts, two field goals and four PATs...Provided the snap on Dicker's career-long 50-yard field goal in the second quarter...Helped P JK Scott register a 48.3-yard average (41.7 net), with a long punt of 62 yards, his longest punt since joining the Chargers...at Tennessee (Sept. 17): In his 175th career game, provided snaps on all punts, field goals and PATs, including Dicker's 33-yard game-tying field goal as time expired in regulation...Added a tackle on punt coverage, taking down WR Kearis Jackson... at Minnesota (Sept. 24): Provided the snaps on three punts and one field goal try, along with four PATs...vs. Las Vegas (Oct. 1): Consistently provided snaps on all four punts, all three PATs and Dicker's 33-yard successful field goal in the second quarter...vs. Dallas (Oct. 16): Late in the second quarter, corraled WR KaVonte Turpin to collect his second special teams tackle of the season on punt coverage...Proved reliable through his snaps on all punts, as well as Dicker's 24-yard field goal in the third quarter and each of his two successful PATs...at Kansas City (Oct. 22): Supplied the snap on Dicker's career-long 55-yard field goal in the second quarter, which tied for the third-longest made field goal in franchise history...Also provided snaps to Scott, as he placed four of his five punts inside of Kansas City's 20-yard line, including three inside of the 10, and tallied a season-long 65-yard punt int he fourth quarter...vs. Chicago (Oct. 29): Provided snaps on each of Dicker's three made field goals, including his 55-yard make that tied a career-long, and each of the three PATs to help Dicker total a career-best single-game high of 12 points scored...Also helped Scott as he notched a 44.0-yard average (37.0 net) on two punts, including one landing inside of the Bears' 20-yard line and a long boot of 63 yards...at New York Jets (Nov. 6): Successfully provided snaps on both of Dicker's made extra points, including the 55-yarder as time expired at the end of the first half to tie his career-long, as well as three extra points...Serves as a key cog in the operation that has allowed Dicker to make at least one field goal from 50-plus yards, the longest active streak in the NFL...vs. Detroit (Nov. 12): Recorded his third special teams tackle of the season, providing the stop on punt coverage on the first punt of the game...at Green Bay (Nov. 19): Supplied snaps on all punts, as well as two made field goals and two successful PATs...vs. Baltimore (Nov. 26): Provided the punt snaps that allowed JK Scott to notch a season-best 51.0-net yard per punt average in the Sunday Night Football showdown...Also provided reliable snaps on Dicker's 39-yard make on the game's opening drive and the PAT in the fourth quarter...at New England (Dec. 3): Provided reliable snaps in adverse conditions on a rainy afternoon game in Foxborough, helping JK Scott set the franchise-record with a single-game career-best seven punts downed inside of New England's 20-yard line, including foud inside of the 10...Also provided reliable snaps on each of Cameron Dicker's two successful 38-yard field goals, providing all six of the Chargers' points scored in the game...vs. Denver (Dec. 10): Provided the snaps on all five of JK Scott's punts, as he recorded a career-best 57.4-yard gross average, aided by a career-long 83-yard franchise-record punt in the second quarter...at Las Vegas (Dec. 14): Contributed snaps on all three of Cameron Dicker's PATs, as well as on JK Scott's five punts, two of which landed inside of the 20-yard line on Thursday Night Football...vs. Buffalo (Dec. 23): Led the special teams unit by providing snaps on all five of Cameron Dicker's made field goals, including a record-setting four from 40-plus yards...Added snaps on four punts as JK Scott recorded his fifth game this season with a gross average of 50-plus yards... at Denver (Dec. 31): Provided reliable snaps on all punts and field goals, as Cameron Dicker reached seven made field goals of 50-plus yards on the season, the most by a Chargers kicker in at least the last 30 years, and JK Scott reached his 28th punt downed inside of the opponent's 20-yard line of the year, one shy of his own single-season career-best mark...vs. Kansas City (Jan. 7): Provided snaps on all four of Cameron Dicker's made field goals.

2022: Successfully supplied snaps in each of the team's 17 games, allowing zero blocked punts or kicks...**Awards:** Selected as a second alternate for the Pro Bowl...**vs. Las Vegas (Sept. 11):** In his first game as a member of the Chargers, provided reliable snaps to P JK Scott as Scott secured a league-high 48.0-yard net average on the day, the second-best single-game mark (min. three punts) by a punter on Kickoff Weekend in franchise history...**at Cleveland (Oct. 9):** Supplied reliable snaps on all three of K Taylor Bertolet's made field goals, as Bertolet accounted for the most field goals made by a Chargers kicker in their NFL debut and tied for the second-most by a kicker in their first game with the club in franchise history...**vs. Denver (Oct. 17):** Snapped on all four of K Dustin Hopkins' made field goals, including the game-winning 39-yarder in overtime...**vs. Seattle (Oct. 23):** Tallied his second tackle of the season in punt coverage and his first tackle since Week 2 at Kansas City...**at Atlanta (Nov. 6):** Supplied reliable snaps on all four of K Cameron Dicker's successful kicks, including two field goals...

Snapped Dicker's game-winning 37-yard field goal in the fourth quarter, helping him become the third rookie since 1970 to make two game-winning field goals in final two minutes of regulation or overtime for two different teams in their rookie season...**at San Francisco (Nov. 13):** Provided reliable snaps on all three of Cameron Dicker's field goals and one PAT...**vs. Kansas City (Nov. 20):** Supplied five successful snaps on both of Cameron Dicker's field goals and all three of Dicker's PATs...**at Arizona (Nov. 27):** Provided reliable snaps on both of Cameron Dicker's PATs and his 26-yard field goal...Also supplied snaps for all four of JK Scott's punts that landed inside the 20-yard line, his highest mark of the season...**at Las Vegas (Dec. 4):** Supplied snaps for two field goals and two PATs for Cameron Dicker, as well as for JK Scott's three punts...**vs. Miami (Dec. 11):** Provided reliable snaps on all five of Cameron Dicker's successful kicks (three field goals, two PATs) for a career-high 11 points...**vs. Tennessee (Dec. 18):** Provided reliable snaps on all seven of JK Scott's punts and snapped for Cameron Dicker's game-winning 43-yard field goal...**at Indianapolis (Dec. 26):** Provided successful snaps on all four of Cameron Dicker's successful kicks and on all four of JK Scott's punts...**vs. L.A. Rams (Jan. 1):** Successfully snapped on Cameron Dicker's 40-yard field goal and four point-after tries, as well as on all four of JK Scott's punts...**at Denver (Jan. 8):** Provided successful snaps on both of Cameron Dicker's field goals and point-after tries, as well as on JK Scott's five punts...**at Jacksonville (AFC Wild Card, Jan. 14):** Continued to provide reliable snaps for both JK Scott and Cameron Dicker.

2021: Earned second-team All-Pro honors from *The Associated Press* and was named to his first career Pro Bowl after collecting a career-high seven special teams tackles...Executed snaps for all punts, field goals and PATs in all 17 regular-season games for the Falcons...**Awards:** Pro Bowl Selection (First)...*The Associated Press* second-team All-Pro (LS)...**vs. Philadelphia (Sept. 12):** Opened the season with a career-high three tackles on punt coverage...**vs. New England (Nov. 18):** Collected a tackle early in the third quarter on punt coverage, his sixth of the season...By reaching six tackles, set a new single-season special teams tackle superlative mark...**at Jacksonville (Nov. 28):** Partnered with a teammate to gain his seventh special teams stop of the season.

2020: Appeared in all 16 games, providing reliable snaps for K Younghoe Koo to set the franchise's single-season record for most field goals made (37), as Koo earned his first career Pro Bowl nod...Added one tackle on punt coverage...As a unit, the Falcons connected on 38-of-40 field goal attempts on 2020, drawing a 95.0 pct. make rate, which ranked fifth-best in the league...**at New Orleans (Nov. 22):** Collected first special teams tackle, splitting a stop with LB LaRoy Reynolds on punt coverage after a short gain of two yards.

2019: Snapped for all punts, field goals and extra point tries in Atlanta's 16 regular-season outings, helping the Falcons convert 34-of-38 field goal attempts and rank tied for third in the NFL for most made field goals...Supplied two tackles in punt coverage, as the Falcons punted just 52 times — the third-fewest punts by any team in the NFC — averaging 41.7 gross yards per punt with 22 punts downed inside of the opponents' 20-yard line...**at Houston (Oct. 6):** Partnered on a punt coverage tackle to notch his 20th career special teams stop...**at New Orleans (Nov. 10):** Brought down Saints wide receiver and return specialist Deonte Harris on punt coverage in the third quarter, his first special teams solo tackle of the season.

2018: Appeared in the first 11 games for the Falcons before being placed on Reserve/Injured (hip) for the remainder of the season...In 11 games as the team's snapper for punts, field goals and extra points, K Matt Bryant went a perfect 13-of-13 on field goal tries, adding 20 made PATs...**vs. Baltimore (Dec. 2):** Sustained a hip injury and was subsequently placed on Reserve/Injured (hip) for the remainder of the season.

2017: Executed all punt, field goal and PAT snaps in 16 regular-season games, as well as Atlanta's two postseason contests...Helped K Matt Bryan make 34-of-39 field goal tries and adding 35 made PATs, as P Matt Bosher notched a 44.9-yard gross average on 53 punts...Supplied two tackles on punt coverage...**at Chicago (Sept. 10):** In the season opener, secured first tackle of the campaign, splitting the second-quarter stop of Bears running back and returner Tarik Cohen...**at New Orleans (Dec. 24):** Registered a solo stop on punt coverage of Saints wide receiver and return specialist Tommylee Lewis, forcing New Orleans' offense to start the ensuing drive inside of their own 20-yard line...**at L.A. Rams (Jan. 16):** Snapped for Bryant's two 50-plus-yard field goals in the win over the Rams, as Bryant became just the fourth player in NFL history to do so in a single postseason game.

2016: Supplied all punt, field goal and PAT snaps for the NFC Champion Falcons for all 16 regular-season games and in each of the club's three postseason bouts, including Super Bowl LI...In the regular season, notched three tackles on punt coverage while being reliable in all snapping phases, as K Matt Bryant ranked third in the NFL with a 91.5-pct make rate (34-of-37) and P Matt Bosher rank sixth in the NFL with a 41.7-yard net average on 53 punts...Reliable snaps helped Bryant total a league-leading 158 points scored, which included a career-long 59-yard make in Week 13 vs. Kansas City...With the support of the punt coverage unit, only one of Bosher's 53 punts in the regular season registered as a touchback, tying for a league-low figure in 2016...Secured second NFC South Division title as a member of the Falcons...**vs. Carolina (Oct. 2):** Dropped Panthers wide receiver Ted Ginn Jr. after a short gain near the end of the first half to collect first special

teams tackle of the slate...**vs. Kansas City (Dec. 4):** As time expired at the end of the first half, provided the snap to help K Matt Bosher tie the Falcons' record with a 59-yard made field goal...**at L.A. Rams (Dec. 11):** Collected second solo stop of the season on special teams early in the fourth quarter while covering a Falcons punt...**at Carolina (Dec. 24):** Secured a solo stop near the end of the first half, as the Falcons defeated the divisional foe in Week 16...**vs. Green Bay (Conference Championship, Jan. 22):** Supplied the snaps on all five PAT makes, as well as K Matt Bryant's 28-yard made field goal in the first quarter, and for P Matt Bosher's two punts as the Falcons defeated the Packers in the NFC Championship Game...**vs. New England (Super Bowl LI, Feb. 5):** Helped K Matt Bryant convert four first-half PATs as Atlanta gained a 28-9 lead in the first half of the Super Bowl, eventually falling to the Patriots in overtime.

2015: Appeared in all 16 regular-season games for the Falcons for the fourth-straight season, providing snaps for all punts, field goals and PATs...Added three tackles on punt coverage, as 24 of P Matt Bosher's punts were placed onside of the opponents' 20-yard line...**vs. Philadelphia (Sept. 14):** Opened the season with a solo special teams stop in the first quarter...**vs. Houston (Oct. 4):** Notched a solo stop to take his season total to two through Atlanta's first four outings...**vs. Indianapolis (Nov. 2):** Collected his third solo special teams tackle of the season, dropping Colts wide receiver and returner Quan Bray for a loss of two yards.

2014: Set a then-career-high with five special teams tackles, snapping in all 16 games for Atlanta for the third-straight year...Provided reliable snaps on field goals, as K Matt Bryant led the NFL with seven made field goals from 50-plus yards...Bryant also relied on Harris' snaps as he went 29-of-32 on all field goal tries, ranking tied for fourth in the league with a 90.6 make rate, going a perfect 22-of-22 from inside of 50 yards...**at Cincinnati (Sept. 14):** Split a tackle on punt coverage in the fourth quarter of the Week 2 road contest against the Bengals...**vs. Chicago (Oct. 12):** Dropped Bears wide receiver and returner Santonio Holmes for a loss of one yard on a punt return, collecting first solo special teams tackle of the slate...**at Baltimore (Oct. 19):** On the game's opening series, registered second solo special teams tackle in as many weeks for the first time in his career...**at Carolina (Nov. 16):** Secured fourth tackle of the season on special teams, setting a new single-season best in the road divisional win over the Panthers...**at Green Bay (Dec. 8):** Notched a solo stop early in the second quarter on punt coverage, extending his career-high mark for special teams tackles in a single season to five.

2013: Played in all 16 regular-season games, snapping for P Matt Bosher who re-set his own single-season franchise record with a 41.1-yard net average...Added two tackles on punt coverage...Provided reliable snaps on the field goal unit as K Matt Bryant connected on 24-of-27 tries, registering an 88.9 percent success rate...**vs. Seattle (Nov. 10):** Brought down Seahawks wide receiver and return specialist Golden Tate on the fourth play from scrimmage of the game, marking his first tackle of the season...**at Buffalo (Dec. 1):** Tallied second tackle of the season, doing so in the second quarter of Atlanta's eventual overtime win at Buffalo.

2012: As a rookie in 2012, saw action in all 16 regular-season games for the Falcons, as well as the club's two postseason contests after winning the NFC South Division crown...Supplied consistent snaps on all field goal tries, as K Matt Bryant went a perfect four-for-four on 50-plus-yard attempts and ranked third in the NFL with 143 points scored...Added three tackles on punt coverage, leading to a 3-0 mark for Atlanta when securing a tackle on special teams...**at Kansas City (Sept. 9):** In his first career NFL game, secured a solo special teams tackle on punt coverage...**vs. Carolina (Sept. 30):** Brought down Panthers cornerback and returner Captain Munnerlyn after a minimal gain of one yards on the fourth play from scrimmage, his second career tackle...**vs. Arizona (Nov. 18):** Secured third special teams solo stop of the season, doing so in the first quarter of the eventual win over the Cardinals.

COLLEGE: After joining Auburn's program as a walk-on in 2008, served as the primary long snapper on all punts, field goals and PATs for the Tigers from 2009-11, which included the 2010 season where Auburn won the BCS National Championship...Appeared in 40 career games for the Tigers, earning SEC Academic Honor Roll recognition in both 2008 and 2009, and later being named National Sigma Nu Athlete of the Year in 2011...Earned a bachelor's degree from Auburn in political science.

PERSONAL: Born in Carrollton, Ga. ... Married to wife, Kameron, and the couple has three children...**High School:** Attended Carrollton High School in Carrollton, Ga. ...Played baseball and wrestled, on top of playing football, for the Trojans during his time at Carrollton.

JOSH HARRIS NFL GAMES

Year	Team	GP
2012	Atlanta	16
2013	Atlanta	16
2014	Atlanta	16
2015	Atlanta	16
2016	Atlanta	16
2017	Atlanta	16
2018	Atlanta	11
2019	Atlanta	16
2020	Atlanta	16
2021	Atlanta	17
2022	Los Angeles Chargers	17
2023	Los Angeles Chargers	17
2024	Los Angeles Chargers	17
NFL Totals		**207**

POSTSEASON

Year	Team	GP
2012	Atlanta	2
2016	Atlanta	3
2017	Atlanta	2
2022	Los Angeles Chargers	1
2024	Los Angeles Chargers	1
Postseason Totals		**9**

NAJEE HARRIS

22 | RUNNING BACK | ALABAMA
6-1 | 242 LBS | ANTIOCH, CALIF.
ACQUIRED: FA —'25
EXPERIENCE: 5TH NFL SEASON
1ST YEAR WITH CHARGERS

CAREER HIGHLIGHTS

- *Has started all 71 games he has appeared in over four seasons (2021-24), including the postseason, with the Pittsburgh Steelers.*
- *Totaled 4,312 rushing yards and 28 touchdowns on 1,097 attempts (3.9 avg.), ranking No. 5 in the NFL in rushing yards since entering the league in 2021 while his 5,461 career scrimmage yards rank sixth among running backs.*
- *Added 180 catches for 1,149 yards (6.4 avg.) and six touchdowns.*
- *Is the only active player to record 1,000 rushing yards in each of the last four seasons.*
- *Became the 14th player in NFL history to record 1,000 rushing yards in each of his first four seasons.*
- *Selected to the Pro Bowl and named All-Rookie by the Professional Football Writers of America following the 2021 season, when he rushed for 1,200 yards and seven touchdowns, while adding 74 receptions for 467 yards and three scores.*
- *Originally entered the NFL as a first-round pick in the 2021 NFL Draft (24th Overall) by the Pittsburgh Steelers.*
- *A two-time College Football Playoff National Champion in four seasons (2017-20) at the University of Alabama.*
- *Finished his Crimson Tide career as the program's all-time leader in rushing yards (3,843), scrimmage yards (4,624) and total touchdowns (57), while tying for the most rushing touchdowns in school history (46).*
- *Won the Doak Walker Award, which annually recognizes college football's best running back, and earned unanimous All-American recognition after setting a single-season program record with 30 total touchdowns en route to his second CFP National Championship.*

2024: Started all 18 games he appeared in including the postseason...Totaled 1,043 yards and six TDs on 263 carries (4.0 avg.)...Added 283 yards on 36 receptions (7.9 avg.)...2024 marked his fourth-straight 1,000-yard rushing season.... He is the only active player to hit 1,000 rushing yards in each of the last four seasons...Harris is the 13th player in NFL history to record 1,000 rushing yards in each of his first four seasons... **at Atlanta (Sept. 8):** Opened the season with 70 yards on 20 carries (3.5 avg.)...Also caught a nine-yard pass...**at Denver (Sept. 15):** Turned in 17 carries for 69 yards (4.1 avg.)...Hauled in a five-yard reception...**vs. Los Angeles Chargers (Sept. 22):** Totaled 18 carries for 70 yards (3.9 avg.)... Added five receptions for 16 yards (3.2 avg.)... **at Indianapolis (Sept. 29):** Logged 13 carries for 19 yards (1.5 avg.)...Turned in three receptions for 54 yards (18.0 avg.)...**vs. Dallas (Oct. 6):** Recorded 14 carries for 42 yards (3.0 avg.) on *Sunday Night Football*...Caught a pair of passes for 35 yards (17.5 avg.)...**at Las Vegas (Oct. 13):** Topped the century mark for the first time in 2024...Totaled 106 yards and a TD on 14 carries (7.6 avg.)...Scored on a 36-yard rush off the left side...Added a pair of receptions for 16 yards (8.0 avg.)...**vs. New York Jets (Oct. 20):** Totaled 102 yards and a TD on 21 carries (4.9 avg.) on *Sunday Night Football*...Scored on a power run up the middle from 10 yards out...**vs. New York Giants (Oct. 28):** Ran the ball 19 times for 114 yards on *Monday Night Football*...Marked his third-straight 100-yard rushing game...Added 17 yards on three receptions (5.7 avg.)...**at Washington (Nov. 10):** Carried the ball a season-high 21 times for 53 yards (2.5 avg.) and a TD...Scored on a one yard-rush up the middle...**vs. Baltimore (Nov. 17):** Posted 18 carries for 63 yards (3.5 avg.)... Hauled in four passes for 30 yards (7.5 avg.)... **at Cleveland (Nov. 21):** Logged 16 carries for 41 yards (2.6 avg.) on *Thursday Night Football*... Added a pair of receptions for 13 yards (6.5 avg.)...**at Cincinnati (Dec. 1):** Compiled 75 yards and a TD on 16 carries (4.7 avg.)...Scored on a 10-yard toss to the left...Added 54 yards on six receptions (9.0 avg.)...**vs. Cleveland (Dec. 8):** Compiled 53 rushing yards and a TD on 16 carries (3.3 avg.)...Scored on a one-yard dive up the middle...**at Philadelphia (Dec. 15):** Logged 14 rushing yards on six carries (2.3 avg.)...Caught a seven-yard pass...**at Baltimore (Dec. 21):** Turned in nine carries for 42 yards (4.7 avg.)...**vs. Kansas City (Dec. 25):** Totaled 74 yards on 13 carries (5.7

HONORS AND AWARDS

2021: *2022 NFL Pro Bowl Selection (First)*
Professional Football Writers of America All-Rookie (RB)

avg.) with two receptions for seven yards (3.5 avg.) on the first Netflix broadcast on Christmas day...**vs. Cincinnati (Jan. 4):** Recorded 36 yards and a TD on 12 carries (3.0 avg.) in the Week 18 Saturday night prime time contest...Scored on a one-yard power rush off the left tackle... Added a four receptions for 20 yards (5.0 avg.)... **at Baltimore (Jan. 11):** Totaled six carries for 17 yards (2.8 avg.) and three receptions for 41 yards (13.7 avg.) in the Steelers Wild Card appearance.

2023: Started all 18 games he appeared in, including the postseason...Compiled 1,035 rushing yards and eight TDs on 255 carries (4.1 avg.)...Turned in 29 receptions for 170 yards (5.9 avg.)...Was the only active NFL player to record 1,000 rushing yards in each of the last three seasons...The first player in Steelers history to top the century mark in each of his first three seasons...Became the 17th player in league history to record 1,000 rushing yards in each of his first three seasons...**vs. San Francisco (Sept. 10):** Ran the ball six times for 31 yards (5.2 avg.)....Caught a pair of passes for two yards...**vs. Cleveland (Sept. 18):** Turned in 43 yards on 10 carries (4.3 avg.) on *Monday Night Football*...**at Las Vegas (Sept. 24):** Recorded 19 carries for 65 yards (3.4 avg.) on *Sunday Night Football*...**at Houston (Oct. 1):** Turned in 71 yards on 14 carries (5.1 avg.) and a 32-yard reception...**vs. Baltimore (Oct. 8):** Carried the ball 14 times for 37 yards (2.6 avg.)... Logged a three-yard reception...**at Los Angeles Rams (Oct. 22):** Totaled 53 yards and a TD on 14 carries (3.8 avg.)...Scored on a three-yard plunge to provide the winning TD in the fourth quarter... Also recorded three receptions for 15 yards (5.0 avg.)...**vs. Jacksonville (Oct. 29**): Recorded 13 yards on seven carries (1.9 avg.) and five receptions for 42 yards (8.4 avg.)...**vs. Tennessee (Nov. 2):** Compiled 16 carries for 69 yards (4.3 avg.) and a TD on *Thursday Night Football*... Scored on a 10-yard rush up the middle...Added a pair of receptions for seven yards (3.5 avg.)... **vs. Green Bay (Nov. 12):** Compiled 82 yards and a TD on 16 carries (5.1 avg.)...Went untouched on a four-yard dive...Added three receptions for 14 yards (4.7 avg.)...**at Cleveland (Nov. 19):** Logged 12 carries for 35 yards (2.9 avg.) and a one-yard reception...**at Cincinnati (Nov. 26):** Turned in 15 carries for 99 yards (6.6 avg.) and a TD...Bounced to the left to score from five yards...**vs. Arizona (Dec. 3):** Compiled 63 yards on 16 carries (3.9 avg)...Added a pair of receptions for 14 yards (7.0 avg.)...**vs. New England (Dec. 7):** Recorded 12 carries for 29 yards and three receptions for 19 yards (6.3 avg.) on *Thursday Night Football*...**at Indianapolis (Dec. 16):** Totaled 12 carries for 33 yards (2.8 avg.)...**vs. Cincinnati (Dec. 23):** Turned in 78 yards and a TD on 19 carries (4.1 avg.)... Pushed the ball up the middle for a three-yard score...**at Seattle (Dec. 31):** Set season highs in carries (27), rushing yards (122) and rushing TDs (two)...Scored on a nine-yard rush off the right guard...Found paydirt on a four-yard rush up the middle...**at Baltimore (Jan. 6):** Turned in 112 yards and a TD on 26 carries (4.3 avg.)...Ran the ball six yards up the middle to open scoring...added five receptions for 21 yards (4.2 avg.)...**at Buffalo (Jan. 15):** Compiled 37 rushing yards on 12 carries (3.1 avg.) and a pair of receptions for 15 yards (7.5 avg.) in the Steelers Wild Card appearance.

2022: Started all 17 games he appeared in, including the postseason...Logged 1,034 rushing yards and seven TDs on 272 carries (3.8 avg.)... Added 41 receptions for 229 receiving yards (5.6 avg.) and three TDs...Became the first running back in Steelers history to top 1,000 rushing yards in his first two seasons...**at Cincinnati (Sept. 11):** Compiled 23 yards on 10 carries (2.3 avg.)...Added a pair of catches for three yards (1.5 avg.) and a TD...Scored on a one-yard toss from Mitch Trubisky on a wheel route...**vs. New England (Sept. 18):** Totaled 49 yards on 15 carries (3.3 avg.) as well as 40 yards on five receptions (8.0 avg.)...**at Cleveland (Sept. 22):** Turned in 15 carries for 56 yards (3.7 avg.) and a TD along with three receptions for five yards (1.7 avg.) on *Thursday Night Football*...**vs. New York Jets (Oct. 2):** Recorded 18 carries for 74 yards (4.1 avg.)...**at Buffalo (Oct. 9):** Compiled 20 yards on 11 carries (1.8 avg.)...Added three receptions for 16 yards (5.3 avg.)...**vs. Tampa Bay (Oct. 16):** Totaled 42 yards on 14 carries (3.0 avg.)...Added a pair of receptions for seven yards (3.5 avg.) and a TD...Scored on a six-yard toss from Kenny Pickett...**at Miami (Oct. 23):** Turned in 17 carries for 65 yards (3.8 avg.) as well as three receptions for 15 yards (5.0 avg.) on *Sunday Night Football*... **at Philadelphia (Oct. 30):** Compiled 32 yards on eight carries (4.0 avg.), six receptions for 26 yards (4.3 avg) along with completing a four-yard pass...**vs. New Orleans (Nov. 13):** Logged 20 carries for 99 yards (5.0 avg.)...**vs. Cincinnati (Nov. 20):** Logged 90 yards and a pair of TDs on 20 carries (4.5 avg.) as well as four receptions for 26 yards (6.5 avg.)...Broke off the left side and hurdled Jessie Bates II into the end zone on a 19-yard score...Went over the top on a one-yard score...**at Indianapolis (Nov. 28):** Turned in 10 carries for 35 yards (3.5 avg.) and a score on *Monday Night Football*...Trucked Julian Blackmon at the goal line to score on a six-yard run...Also caught a four-yard pass...**at Atlanta (Dec. 4):** Compiled 17 carries for 86 yards (5.1 avg.)... Caught a six-yard pass...**vs. Baltimore (Dec. 11):** Recorded 12 carries for 33 yards (2.8 avg.) and a score along with a pair of receptions for 17 yards (8.5 avg.)...Went over the top to score on a one-yard dive...**at Carolina (Dec. 18):** Turned in 86 yards and a TD on 24 carries (3.6 avg.)...Stiff-armed a pair of Panthers on a seven-yard carry... **vs. Las Vegas (Dec. 24):** Logged 16 carries for 53 yards (3.3 avg.) as well as six receptions for 42 yards (7.0 avg.) in prime time...**at Baltimore (Jan. 1):** Compiled 111 yards on 22 carries (5.0 avg.) and a pair of receptions for 12 yards (6.0 avg.) and a score on *Sunday Night Football*...Caught a 10-yard pass over Patrick Queen in the end zone to provide the winning score...**vs. Cleveland (Jan. 8):** Recorded 80 yards and a TD on 23 carries (3.5 avg.)...Also caught a 10-yard pass...Carried multiple Browns defenders into the end zone on a four-yard run.

2021: Started all 18 games he saw action in en route to Pro Bowl honors, including the playoffs... Compiled 1,229 yards and seven TDs on 319 carries (3.9 avg.), including the playoffs...Added 467 yards and three TDs on 74 receptions (6.3

avg.)...Led rookie running backs in carries (307), rushing yards (1,200), rushing TDs (seven), total TDs (10), rushing first downs (62), touches (381), targets (94), receptions (74), receiving yards (467), total first downs gained (84) and yards from scrimmage (1,667)...Led the league with 381 consecutive touches without a fumble...Logged 1,229 rushing yards, a Steelers rookie record...He is just the second rookie in Pittsburgh's history to top the century mark...His 76 receptions and 466 receiving yards are also rookie records for a running back in the Steelers record book...**at Buffalo (Sept. 12):** Made his NFL debut starting at RB...Turned in 16 carries for 45 yards (2.8 avg.) and a four-yard reception...**vs. Las Vegas (Sept. 19):** Recorded 10 carries for 38 yards (3.8 avg.)...Added five receptions for 43 yards (8.6 avg.) and his first career TD...**vs. Cincinnati (Sept. 26):** Turned in 40 yards on 14 carries (2.9 avg.)...Added 14 receptions for 102 yards...**at Green Bay (Oct. 3):** Recorded 15 carries for 62 yards (4.1 avg.) and a TD...Went over the top for a one-yard TD...Added six receptions for 29 yards (4.8 avg.)...**vs. Denver (Oct. 10):** Topped the century mark for the first time in his career, totaling 122 yards and a TD on 23 carries (5.3 avg.)...Went over the left guard for a one-yard TD...Added a pair of receptions for 20 yards (10.0 avg.)...**vs. Seattle (Oct. 17):** Turned in 81 yards on 24 carries (3.4 avg.) on *Sunday Night Football*...Added six receptions for 46 yards (7.7 avg.) and a TD...Caught a five-yard out from Ben Roethlisberger to open scoring...**at Cleveland (Oct. 31):** Compiled 91 yards and a TD on 26 carries (3.5 avg.)...Went up the middle and hurdled Ronnie Harrison Jr. at the goal line for a score...Added three receptions for 29 yards (9.7 avg.)...**vs. Chicago (Nov. 8):** Recorded 62 yards and a TD on 22 carries (2.8 avg.) as well as three receptions for 16 yards (5.3 avg.) on *Monday Night Football*...Scored on a 10-yard carry off the left guard...**vs. Detroit (Nov. 14):** Turned in 26 carries for 105 yards (4.0 avg.) as well as four receptions for 28 yards (7.0 avg.)...**at Los Angeles Chargers (Nov. 21):** Recorded 12 carries for 39 yards (3.3 avg.) and a TD along with five receptions for 20 yards (4.0 avg.) on *Sunday Night Football*...Leaped over the right guard on a one-yard rush...**at Cincinnati (Nov. 28):** Totaled eight carries for 23 yards (2.9 avg.) and three receptions for 14 yards (4.7 avg.)...**vs. Baltimore (Dec. 5):** Compiled 71 yards on 21 carries (3.4 avg.) as well as five receptions for 36 yards (7.2 avg.)...**at Minnesota (Dec. 9):** Turned in 94 yards and a TD on 20 carries (4.7 avg.) on *Thursday Night Football*...Scored on a one-yard dive off the left guard...Added three receptions for 10 yards (3.3 avg) and a TD...Beat Anthony Barr on an out route for a three-yard TD reception from Ben Roethlisberger...**vs. Tennessee (Dec. 19):** Logged 12 carries for 18 yards (1.5 avg.) and a pair of receptions for eight yards (4.0 avg.)...**vs. Kansas City (Dec. 26):** Totaled 19 carries for 93 yards (4.9 avg.)...Added five receptions for 17 yards (3.4 avg.)...**vs. Cleveland (Jan. 3):** Recorded a career high in carries (28) and rushing yards (188) along with a rushing TD on *Monday Night Football*...Scored on a career-long 37-yard carry...His 188 rushing yards set a franchise rookie record and was the single highest output by a rookie in 2021...Added three receptions for 18 yards (6.0 avg.)...**at Baltimore (Jan. 9):** Turned in 11 carries for 28 yards (2.5 avg.) and four receptions for 27 yards (6.8 avg.)...**at Kansas City (Jan. 16):** Recorded 12 carries for 29 yards (2.4 avg.) and a pair of receptions in his postseason debut.

COLLEGE: Was a two-time College Football Playoff National Champion in four seasons (2017-20) at the University of Alabama...Finished his Crimson Tide career as the program's all-time leader in rushing yards (3,843), scrimmage yards (4,624) and total touchdowns (57)... Set the record for the most rushing touchdowns in school history (46)...As a senior, won the Doak Walker Award, which annually recognizes college football's best running back...Earned unanimous All-America recognition after setting a single-season program record with 30 total touchdowns en route to his second CFP National Championship.

PERSONAL: Given name Najee Harris...first name pronounced NAH-jee...Born in Antioch, Ca. ...Graduated from the University of Alabama with a degree in interdisciplinary studies...Launched Da Bigger Picture Foundation in 2021 with the goal of supporting underserved families with areas of focus in education, homelessness, addressing hunger and utilizing sports as a platform to develop life skills...**High School:** Attended Antioch High School in Antioch, Ca....Tabbed as the No. 1 overall prospect in the country by Rivals, Scout and PrepStar and a unanimous five-star recruit by every major recruiting outlet...Finished his career with 7,948 career rushing yards, the fourth-most in California high school football history.

NAJEE HARRIS NFL STATISTICS

				— Rushing —						— Receiving —				Scrimmage
Year	**Team**	**GP**	**GS**	**No.**	**Yds**	**Avg.**	**Lg**	**TD**	**Att**	**Yds**	**Avg.**	**Lg**	**TD**	**Yards**
2021	Pittsburgh	17	17	307	1,200	3.9	37t	7	74	467	6.3	25t	3	1,667
2022	Pittsburgh	17	17	272	1,034	3.8	36	7	41	229	5.6	19	3	1,263
2023	Pittsburgh	17	17	255	1,035	4.1	25	8	29	170	5.9	32	0	1,205
2024	Pittsburgh	17	17	263	1,043	4.0	36t	6	36	283	7.9	32	0	1,326
NFL Totals		**68**	**68**	**1,097**	**4,312**	**3.9**	**37t**	**28**	**180**	**1,149**	**6.4**	**32**	**6**	**5,461**

POSTSEASON				— Rushing —						— Receiving —				Scrimmage
Year	**Team**	**GP**	**GS**	**No.**	**Yds**	**Avg.**	**Lg**	**TD**	**Att**	**Yds**	**Avg.**	**Lg**	**TD**	**Yards**
2021	Pittsburgh	1	1	12	29	2.4	8	0	2	-1	-0.5	0	0	28
2022	Pittsburgh	1	1	12	37	3.1	11	0	2	15	7.5	10	0	52
2023	Pittsburgh	1	1	6	17	2.8	5	0	3	41	13.7	21	0	58
Postseason Totals		**3**	**3**	**30**	**83**	**2.8**	**11**	**0**	**7**	**55**	**7.9**	**21**	**0**	**138**

CAM HART

20 | CORNERBACK | NOTRE DAME
6–2 | 207 LBS | BALTIMORE, MD.
ACQUIRED: DRAFT 5B — 2024
EXPERIENCE: 2ND NFL SEASON
2ND YEAR WITH CHARGERS

CAREER HIGHLIGHTS

- *Appeared in 15 games with seven starts, including the postseason, in his first season with the Bolts.*
- *Compiled 36 tackles (27 solo), 0.5 sack, a pair of QB hits, seven passes defensed, a forced fumble and a special teams tackle.*
- *Recorded seven tackles (six solo), a forced fumble and a pass defensed on his Monday Night Football debut.*
- *Recorded a pass defensed in his postseason debut.*
- *Originally entered the NFL as a fifth round pick (140th overall) by the Los Angeles Chargers in the 2024 NFL Draft.*

2024: Appeared in 14 games (six starts) to begin his NFL career, compiling 36 tackles (27 solo), 0.5 sack, two QB hits, one forced fumble, seven passes defensed along with a special teams tackle... Began his career as a core special teamer and worked his way into the starting rotation at CB... **vs. Las Vegas (Sept. 8):** Made his NFL debut, contributing 15 snaps on special teams... **at Carolina (Sept. 15):** Recorded his first career tackle and contributed 16 snaps on special teams... **at Pittsburgh (Sept. 22):** Saw action on 17 special teams snaps... **vs. Kansas City (Sept. 29):** Recorded a special teams tackle on 16 special teams snaps... **at Denver (Oct. 13):** Made his first career start at CB, compiling three tackles (two solo)... **at Arizona (Oct. 21):** Earned a second consecutive start in his *Monday Night Football* debut, setting career highs in tackles (seven) and solo tackles (six) while forcing a fumble and recording a pass defensed... Punched the ball out of James Connor's hands in the second quarter that was ultimately recovered by the Cardinals... Broke up a pass from Kyler Murray intended for rookie Marvin Harrison Jr. on first-and-10, leading to a Cardinals punt... **vs. New Orleans (Oct. 27):** Recorded five tackles (four solo) in his first start at home... **at Cleveland (Nov. 3):** Compiled four tackles, 0.5 sack and a QB hit... Downed Jameis Winston with Tuli Tuipulotu for a loss of a yard, marking the first career sack... **vs. Tennessee (Nov. 10):** Logged four tackles (three solo) and a pass defensed... Broke up a Will Levis pass intended for Calvin Ridley on third down to force a punt... **vs. Cincinnati (Nov. 17):** Started at CB on his *Sunday Night Football* debut, compiling five tackles (four solo) and a single-game career-high two passes defensed... Broke up a Joe Burrow pass to Tee Higgins on third down to force a punt on Cincinnati's opening drive, then broke up a Burrow pass to Ja'Marr Chase on the Bengals following drive... **at Kansas City (Dec. 8):** Recorded three solo tackles, one QB hit and one pass defensed on Sunday Night Football... Broke up a Patrick Mahomes pass intended for DeAndre Hopkins on third and long with Ja'Sir Taylor... **vs. Tampa Bay (Dec. 15):** Logged a solo tackle and a pass defensed... Broke up a Baker Mayfield pass intended for Mike Evans on first down... **at New England (Dec. 28):** Broke up a Drake Maye pass intended for Javon Baker on first down in a win to send the Bolts to the playoffs... **at Las Vegas (Jan. 5):** Recorded three solo tackles... **at Houston (Jan 11):** Broke up a pass in the Bolts' Wild Card appearance.

COLLEGE: Competed in 47 games with 32 starts at CB over five seasons (2019-23) with Notre Dame...Helped the Fighting Irish to a 2021 College Football Playoff appearance...Named a team captain as a senior in 2023...Compiled 91 tackles (59 solo), two interceptions, 19 passes defensed and three forced fumbles.

PERSONAL: Attended Our Lady of Good Counsel High School in Olney, Md., where he excelled both offensively and defensively...A first-team all-conference election as a senior, contributed both as a defensive back and a wide receiver, leading to his initial start at Notre Dame on the offensive side...Made an hour-long commute to school each day...Also participated in track & field.

CAM HART NFL STATISTICS

				— Tackles —						— Interceptions —					— Fumbles —		
Year	**Team**	**GP**	**GS**	**Total**	**Solo**	**Asst**	**Sacks**	**Yds**	**TFL**	**No.**	**Yds**	**Lg**	**TD**	**PD**	**FF**	**FR**	**Yds**
2024	Los Angeles Chargers	14	6	37	27	9	0.5	0.5	0	0	0	—	0	7	1	0	0
NFL Totals		**14**	**6**	**37**	**27**	**9**	**0.5**	**0.5**	**0**	**0**	**0**	**—**	**0**	**7**	**1**	**0**	**0**

POSTSEASON

				— Tackles —						— Interceptions —					— Fumbles —		
Year	**Team**	**GP**	**GS**	**Total**	**Solo**	**Asst**	**Sacks**	**Yds**	**TFL**	**No.**	**Yds**	**Lg**	**TD**	**PD**	**FF**	**FR**	**Yds**
2024	Los Angeles Chargers	1	1	0	0	0	0.0	0	0	0	0	—	0	1	0	0	0
Postseason Totals		**1**	**1**	**0**	**0**	**0**	**0.0**	**0**	**0**	**0**	**0**	**—**	**0**	**1**	**0**	**0**	**0**

HASSAN HASKINS

28 | RUNNING BACK | MICHIGAN
6–2 | 228 LBS | ST. LOUIS, MO.
ACQUIRED: WAIVERS (TEN) — 2024
EXPERIENCE: 4TH NFL SEASON
2ND YEAR WITH CHARGERS

CAREER HIGHLIGHTS

- *Appeared in 33 games with a start, including the postseason, in his time with the Tennessee Titans and Los Angeles Chargers, running for 182 yards and a pair of touchdowns on 34 carries (3.1 avg.).*
- *Added 14 receptions for 106 yards (7.6 avg.) and a touchdown.*
- *Is a contributor on special teams, totaling 19 tackles (11 solo).*

2024: Acquired via waivers on Aug. 28 from Tennessee, he appeared in all 17 games totaling 89 rushing yards and two TDs on 34 carries (2.6 avg.) and three receptions for 49 yards (16.3 avg.) and a TD while contributing on one kickoff return for 35 yards and six tackles on special teams... **vs. Las Vegas (Sept. 8):** Made his Chargers debut, contributing on 19 special teams snaps... **at Carolina (Sept. 15):** Carried the ball three times for 11 yards (3.7 avg) and saw action on 16 special teams snaps... **at Pittsburgh (Sept. 22):** Contributed 19 snaps on special teams... **vs. Kansas City (Sept. 29):** Saw action on 16 special teams snaps... **at Denver (Oct. 13):** Recorded two carries for five yards (2.5 avg) as well as a special teams tackle... **at Arizona (Oct. 21):** Ran the ball twice for two yards and recorded a season-high two special teams tackles on *Monday Night Football*... **vs. New Orleans (Oct. 27):** Recorded a carry for no gain and returned a kickoff 35 yards... In his first attempt at the NFL's new dynamic kickoff, returned a kick from one yard in the end zone and brought it back 35 yards to set up a drive that lead to a Bolts field goal... **at Cleveland (Nov. 3):** Recorded a special teams tackle on 19 special teams snaps... **vs. Tennessee (Nov. 10):** Carried the ball twice for four yards and a TD while contributing 16 snaps on special teams... scored on a one-yard plunge into the end zone to give the Bolts a 27-10 advantage in the fourth quarter, scoring his first TD in the powder blue... **vs. Cincinnati (Nov. 17):** Carried the ball twice for a yard and saw action in a season-high 23 special teams snaps on *Sunday Night Football*... **vs. Baltimore (Nov. 25):** Carried the ball once for three yards and saw action on 17 special teams snaps on *Monday Night Football*... **at Atlanta (Dec. 1):** Contributed a special teams tackle on 13 snaps... **at Kansas City (Dec. 8):** Contributed on 18 special teams snaps on *Sunday Night Football*... **vs. Tampa Bay (Dec. 15):** Saw action on 13 special teams snaps... **vs. Denver (Dec. 19)**: Hauled in a pair of receptions for 39 yards and a TD while appearing on 18 special teams snaps... Scored on a 34-yard pass from Justin Herbert in the fourth quarter, giving the Bolts a 34-24 advantage ahead of the two-minute warning on *Thursday Night Football*... **at New England (Dec. 28):** Recorded eight carries for 30 yards (3.8 avg) and hauled in one pass for 10 yards while playing in 17 special teams snaps... **at Las Vegas (Jan. 5):** Posted season-highs in carries (12) and rushing yards (33) while adding one TD on the ground to close out the regular season... Scored on a two-yard plunge in the fourth quarter to give the Bolts a 34-13 lead, their final score of the game... **at Houston (Jan. 11):** Carried the ball one time for five yards in the Bolts' Wild Card appearance.

COLLEGE: Played four seasons (2018-2021) under Head Coach Jim Harbaugh at the University of Michigan...Lettered all four seasons and was voted team captain as a senior... Earned third-team All-America and first-team All-Big Ten honors from The Associated Press as a senior after tying for No. 4 in the nation and setting a program season-record with 20 rushing touchdowns...Was named Michigan's Offensive Player of the Year and was voted by his teammates as the Toughest Player Award recipient his final season...Over his career in Ann Arbor, Mich., Haskins appeared in 33 games, recording 2,324 yards and 30 touchdowns on 452 carries (5.1 avg.) along with 24 catches for 171 yards.

PERSONAL: Given name Hassan Askiali Haskins Jr....Born in St. Louis, Mo....Majored in American Culture at the University of Michigan...Brother, Maurice Alexander, was a fourth-round pick by the Rams in 2014 and has also played for the Seattle Seahawks and Buffalo Bills...**High School:** Attended Eureka Senior High School in St. Louis, Mo....Led the team to the 2017 6A State semifinals...Selected as the 2017 Missouri Football Coaches Association Class 6A Offensive Player of the Year as well as USA Today's Missouri Offensive Player of the Year...Named 2017 Class 6A first-team all-state running back by the Missouri Football Coaches Association and Missouri Media... Was a two-time Suburban West American Offensive Player of the Year (2016-17)...Selected to the 2017 St. Louis Dispatch All-Metro first team as a senior and earned second-team honors at running back as a junior...As a

senior rushed 255 times for 2,197 yards and 31 touchdowns...Rushed for 100 yards or more in 12 of 13 contests, including five games with 200 or more rushing yards...As a junior, rushed 242 times for 1,509 yards and 19 touchdowns... Posted nine 100-yard rushing efforts during the season, including seven straight games...Caught 36 passes for 294 yards and two touchdowns... Played basketball and track and field, coming in second in high jump in the state championships.

HASSAN HASKINS NFL STATISTICS

				— Rushing —					— Receiving —				Scrimmage
Year	**Team**	**GP**	**GS**	**No.**	**Yds**	**Avg.**	**Lg**	**TD**	**Att**	**Yds**	**Avg.**	**Lg**	**TD**	**Yards**
2022	Tennessee	15	1	25	93	3.7	12	0	11	57	5.2	10	0	150
2024	Los Angeles Chargers	17	0	34	89	2.6	12	2	3	49	16.3	34t	1	138
NFL Totals		**32**	**1**	**59**	**182**	**3.1**	**12**	**2**	**14**	**106**	**7.6**	**34t**	**1**	**288**

POSTSEASON				— Rushing —					— Receiving —				Scrimmage
Year	**Team**	**GP**	**GS**	**No.**	**Yds**	**Avg.**	**Lg**	**TD**	**Att**	**Yds**	**Avg.**	**Lg**	**TD**	**Yards**
2024	Los Angeles Chargers	1	0	1	5	5.0	5	0	0	0	0.0	—	0	5
Postseason Totals		**1**	**0**	**1**	**5**	**5.0**	**5**	**0**	**0**	**0**	**0.0**	**—**	**0**	**5**

TAYLOR HEINICKE

28 | RUNNING BACK | MICHIGAN
6–2 | 228 LBS | ST. LOUIS, MO.
ACQUIRED: WAIVERS (TEN) — 2024
EXPERIENCE: 4TH NFL SEASON
2ND YEAR WITH CHARGERS

CAREER HIGHLIGHTS

- *Started 29-of-42 career games played for Houston, Carolina, Washington, Atlanta and the Los Angeles Chargers, totaling 6,663 passing yards and 39 touchdowns.*
- *Turned in 608 career rushing yards on 114 carries (5.3 avg.) and three touchdowns.*
- *Saw the most action of his career in 2021 for Washington, where he set career-highs in attempts (494), completions (321) passing yards (3,419), passing touchdowns (20) and rushing yards (313).*
- *Started Washington's 2020 NFC Wild Card matchup with Tampa Bay, the eventual Super Bowl Champion, keeping the Football Team competitive in the loss.*

2024: Saw action in four games as the backup quarterback...Went three-for-five (60 pct.) for 28 yards...Carried the ball twice for 20 yards (10.0 avg.)...**at Pittsburgh (Sept. 22):** Made his Chargers debut in relief and went two-for-two for 24 yards...**at Kansas City (Dec. 8):** Checked in and ran the ball once for 12 yards on *Sunday Night Football*...**vs. Tampa Bay (Dec. 15):** Completed a four-yard pass...**at New England (Dec. 28):** Recorded an eight-yard run.

2023: Saw action in five games (four starts)...Completed 74-of-136 passes (54.4 pct.) for 890 yards and five touchdowns with four interceptions for a passer rating of 74.4...Added 124 yards and a 24-yard touchdown on 14 carries (8.3 avg.)...**vs. Minnesota (Nov. 5):** Completed 21-of-38 passes (55.3 pct.) for 268 yards and a score with an interception for a passer rating of 75.3...Added 20 yards on three carries (6.7 avg.)...Completed a short pass to Jonnu Smith who went 60-yards for a touchdown...**vs. Indianapolis (Dec. 24):** Completed 23-of-33 passes (69.7 pct.) for 229 yards and a touchdown for a passer rating of 99.2...Added 10 yards on a pair of carries (5.0 avg.).

2022: Started all nine games he appeared in...Completed 161-of-259 passes (62.2 pct.) for 1,859 yards and 12 touchdowns with six interceptions for a passer rating of 89.6...Added 96 yards on and a touchdown 28 carries (3.4 avg.)...**vs. Green Bay (Oct. 23):** Completed 20-of-33 passes (60.6 pct.) for 201 yards and a pair of touchdowns with an interception for a passer rating of 85.5...Added four yards on a pair of carries (2.0 avg.)...**vs. Minnesota (Nov. 6):** Completed 15-of-28 passes (53.6 pct.) for 149 yards and two touchdowns with an interception for a passer rating of 77.8...Rushed for 17 yards on four carries (4.3 avg.)...**vs. Atlanta (Nov. 27):** Completed 14-of-23 passes (60.9 pct.) for 138 yards and a pair of touchdowns with an interception for a passer rating of 88.7...**at New York Giants (Dec. 4):** Recorded season highs in completions (27) and passing yards (275)...Threw for two touchdowns and recorded a 101.2 passer rating.

2021: Played in 16 games (15 starts) and completed 321-of-494 passes (65.0 pct.) for 3,419 yards and 20 touchdowns with 15 interceptions for a passer rating of 85.9...Rushed for 313 yards and a touchdown on 60 carries (5.2 avg.)....**vs. New York Giants (Sept. 16):** Completed 34-of-46 passes (73.9 avg.) for 336 yards and a pair of touchdowns with an interception for a passer rating of 99.5...**at Buffalo (Sept. 26):** Completed 14-of-24 passes (58.3 pct.) for 212 yards and a pair of touchdowns with two interceptions for a passer rating of 80.6....Added eight carries for 21 yards and a touchdown...Completed a screen to Antonio Gibson who took it 73 yards for a score...**at Atlanta (Oct. 3):** Threw for three touchdowns and 290 yards on 23 completions for a passer rating of 127.1...Ran the ball five times for 43 yards (8.6 avg.)...His three passing touchdowns are a single-game career high...**at Carolina (Nov. 21):** Matched his career-high three passing touchdowns on 16 completions for 206 yards and a career-high 141.3 passer rating...Carried the ball six times for 29 yards (4.8 avg.).

2020: Saw action in two games (one start) including the postseason...**vs. Carolina (Sept. 27):** Completed 12-of-19 passes (63.2 pct.) for 137 yards and a touchdown for a 102.3 passer rating...Ran the ball three times for 22 yards (7.3 avg.)**vs. Tampa Bay (Jan. 9):** Completed 26-of-44 passes (59.1 pct.) for 306 yards and a touchdown with an interception for a passer rating of 78.4 in his postseason debut...Added 46 yards and a touchdown on six carries (7.7 avg.).

2018: Competed in six games with a start... Completed 35-of-57 passes (61.4 pct.) for 320 yards and a touchdown with three interceptions for a passer rating of 60.6...Carried the ball five times for 31 yards (6.2 avg.)...**vs. Atlanta (Dec. 23):** Completed 33-of-53 (62.3 pct.) passes for 274 yards and a touchdown with three interceptions...Carried the ball three times for 33 yards (11.0 avg.).

COLLEGE: Over four seasons (2011-14) at Old Dominion, Heinicke appeared in 48 games... Finished his Monarchs career as the program's all-time leader in passing yards (14,959), touchdown passes (132), completions (1,238), pass attempts (1,829) and completion percentage (67.7)...Earned first-team All-America honors, was named the Colonial Athletic Association Offensive Player of the Year and the recipient of the Walter Payton Award, which annually recognizes the best FCS player, following his sophomore season...Led the Monarchs to an 11-2 record and passed for an FCS-record 5,076 yards and 44 touchdowns, while adding 470 yards and 11 scores on the ground in his second season... Recognized as third-team All-CAA and named CFPA National Performer of the Year his first season at Old Dominion.

PERSONAL: Given Name Taylor Heinicke...Born in Lawrenceville, Ga....Majored in Engineering at Old Dominion University...High School: Attended Collins Hill High School in Suwanee, Ga.... Named Old Spice Player of the Year in the state of Georgia and Gwinnett Daily Post Offensive Player of the Year following his senior season... Set Gwinnett County single-season records for passing yards and touchdowns with 4,218 passing yards and 44 touchdowns...His passing yards rank second in Georgia state history, while his 44 touchdowns rank third in state history.

TAYLOR HEINICKE NFL STATISTICS

PASSING

Year	Team	GP	GS	Att	Cmp	Pct.	Yds	Y/A	TD	Int	Lg	Sk	Lost	Rating
2017	Houston	1	0	1	1	100.0	10	10.0	0	0	10	1	16	108.3
2018	Carolina	6	1	57	35	61.4	320	5.6	1	3	33	2	17	60.6
2020	Washington	1	0	19	12	63.2	137	7.2	1	0	29t	1	7	102.3
2021	Washington	16	15	494	321	65.0	3,419	6.9	20	15	73t	38	278	85.9
2022	Washington	9	9	259	161	62.2	1,859	7.2	12	6	61	19	141	89.6
2023	Atlanta	5	4	136	74	54.4	890	6.5	5	4	75t	8	47	74.7
2024	Los Angeles Chargers	4	0	5	3	60.0	28	5.6	0	0	18	3	28	75.4
NFL Totals		**42**	**29**	**971**	**607**	**62.5**	**6,663**	**6.9**	**39**	**28**	**75t**	**72**	**534**	**84.1**

POSTSEASON PASSING

Year	Team	GP	GS	Att	Cmp	Pct.	Yds	Y/A	TD	Int	Lg	Sk	Lost	Rating
2020	Washington	1	1	44	26	59.1	306	7.0	1	1	36	2	17	78.4
Postseason Totals		**1**	**1**	**44**	**26**	**59.1**	**306**	**7.0**	**1**	**1**	**36**	**2**	**17**	**78.4**

RUSHING

Year	Team	Att	Yds	Avg.	Lg	TD
2017	Houston	1	2	2.0	2	0
2018	Carolina	5	31	6.2	19	0
2020	Washington	3	22	7.3	12	0
2021	Washington	60	313	5.2	38	1
2022	Washington	28	96	3.4	15	1
2023	Washington	15	124	8.3	24t	1
2024	Los Angeles Chargers	2	20	10.0	12	0
NFL Totals		**114**	**608**	**5.3**	**38**	**3**

POSTSEASON RUSHING

Year	Team	Att	Yds	Avg.	Lg	TD
2020	Washington	6	46	7.7	13	1
NFL Totals		**6**	**46**	**7.7**	**13**	**1**

DAIYAN HENLEY

O | LINEBACKER | WASHINGTON STATE
6–0 | 225 LBS | LOS ANGELES, CALIF.
ACQUIRED: DRAFT 3 — 2023
EXPERIENCE: 3RD NFL SEASON
3RD YEAR WITH CHARGERS

CAREER HIGHLIGHTS

- *Took over as a starting linebacker in 2024, starting all 18 games, including the postseason.*
- *Set career-highs in total tackles (142), solo tackles (82), tackles for loss (seven), sacks (1.0), QB hits (three), interceptions (one) and passes defensed (eight) and was one of 12 players to eclipse 140 tackles in 2024.*
- *Was the only player in 2024 to record at least 120 tackles and more than seven passes defensed.*
- *Totaled an NFL-leading nine 10-tackle games in 2024 with NFL-leading and Chargers record six consecutive of such games from Week 8 to Week 13.*
- *Recorded his first career interception in Week 18 of the 2024 season against the Raiders and returned it four yards.*

2024: Turned in a team-leading 142 total tackles (82 solo) in his first season as a starting linebacker...Started all 17 games for the Bolts...Also compiled 1.0 sack, his first career INT, three QB hits, seven tackles for loss, eight passes defensed and five special teams tackles...Ranked tied for 11th in the NFL in tackles and was the only player in 2024 to record at least 120 tackles with more than seven passes defensed...His 142 tackles rank seventh in Chargers history since 2000...Compiled six consecutive games with 10 tackles from Week 8 to Week 13—the longest of such streak in Bolts archives...Ranked tied for the NFL lead with nine 10-tackle games....**vs. Las Vegas (Sept. 8):** Made his first career start at LB and compiled six tackles (four solo) and a special teams tackle...**at Carolina (Sept. 15):** Logged eight tackles (five solo), a tackle for loss and a special teams tackle...**at Pittsburgh (Sept. 22):** Topped 10 tackles for the first time in his career totaling 12 (nine solo), a tackle for loss and a pass defensed...Broke up a Justin Fields pass intended for Cordarrelle Patterson and intercepted by Bud Dupree...**vs. Kansas City (Sept. 29):** Totaled seven tackles (four solo)....**at Denver (Oct. 13):** Registered four tackles (two solo)...**at Arizona (Oct. 21):** Made his first prime time start on *Monday Night Football*...Totaled four solo tackles and a pass defensed...**vs. New Orleans (Oct. 27):** Totaled 10 (six solo) and a pass defensed along with a special teams tackle...**at Cleveland (Noc. 3):** Logged 13 tackles (eight solo), a tackle for loss and a pass defensed along with a tackle on special teams...**vs Tennessee (Nov. 10):** Set career-highs in tackles (14) and solo tackles (10)...Logged his first career sack along with a QB hit, a tackle for loss and a special teams tackle...Hurdled Tony Pollard and chased down Will Levis for his first NFL sack...**vs. Cincinnati (Nov. 17):** Posted 11 tackles (five solo), a pair of QB hits and a pass defensed on *Sunday Night Football*...**vs. Baltimore (Nov. 25):** Logged 10 tackles (four solo) and a tackle for loss on *Monday Night Football*...**at Atlanta (Dec. 1):** Recoded his sixth consecutive 10-plus tackle game...Recorded 10 tackles (three solo) and a tackle for loss...**at Kansas City (Dec. 8):** Totaled eight tackles (six solo) and a pass defensed on *Sunday Night Football*...**vs. Tampa Bay (Dec. 15):** Posted 10 tackles (three solo) and a pass defensed...**vs. Denver (Dec. 19):** Recorded his ninth 10-tackle game of the season on *Thursday Night Football*...Logged 10 tackles (seven solo) and a tackle for loss...**at New England (Dec. 28):** Started at LB in a game that saw the Bolts secure a playoff bid...**at Las Vegas (Jan. 5):** Recorded his first career NFL INT along with five tackles (two solo) and a pass defensed...Picked off Aidan O'Connell pass intended for Alexander Mattison...**at Houston (Jan. 11):** Started at LB in his postseason debut and recorded 10 tackles (six solo) and a QB hit in the Bolts' Wild Card appearance.

2023: Appeared in 15 games, primarily contributing on special teams...Recorded 11 tackles (seven solo) in his first NFL season, adding five special teams tackles...Inactive (hamstring) each of the first two weeks, before making his NFL debut in Week 3 against Minnesota, primarily contributing on speical teams...**at Minnesota (Sept. 24):** Saw action on 14 special teams snaps in his NFL debut...**vs. Las Vegas (Oct. 1):** Primarily contributed on special teams, seeing action on 16 special teams snaps...**vs. Dallas (Oct. 16):** Saw action on 17 special teams plays...**at Kansas City (Oct. 22):** Tallied one tackle on puint coverage, his first-career NFL tackle...**vs. Chicago (Oct. 29):** Totaled two solo tackles, the first defensive tackles of his NFL career, in the primetime win over the Bears on Sunday Night Football...Also contributed significantly on special teams, securing a tackle on kickoff coverage on the game's opening kickoff...**at New York Jets (Nov. 6):** Primarily contributed on special teams in the primetime

win on Monday Night Football, but also totaled three tackles (two solo) in the fourth quarter... Aided a unit that held the Jets to 3-of-17 on third down (17.6 pct.), totaled a season-high eight sacks and didn't allow the Jets to score an offensive touchdown...**vs. Detroit (Nov. 12):** Appeared in 16 special teams snaps...**at Green Bay (Nov. 19):** Served as a primary contributor on special teams in the road contest...**vs. Baltimore (Nov. 26):** Primarily contributed on special teams in the *Sunday Night Football* matchup...**at New England (Dec. 3):** Primarily contributed on special teams, securing a tackle on kickoff coverage, in the Week 14 road win in rainy Foxborough...Saw action on a team-high 19 special teams snaps... **vs. Denver (Dec. 10):** Supplied one tackle on punt coverage, logging 18 special teams snaps contributed...**at Las Vegas (Dec. 14):** Recorded one tackle defensively in the fourth quarter...Also saw action on a season-high 25 special teams snaps...**vs. Buffalo (Dec. 23):** Secured a tackle on kickoff coverage...Aided a special teams group that collected its second takeaway of the season, tied for second-most by any team in the NFL... **at Denver (Dec. 31):** Totaled three tackles (one solo) defensively, all three of which occured on the same drive in the third quarter...Added one tackle on punt coverage, while contributing significantly on special teams...**vs. Kansas City (Jan. 7):** Recorded two tackles defensively (one solo), supporting a defense that did not allow the Chiefs to score an offenisve touchdown.

COLLEGE: Appeared in 62 career games over six combined seasons at Washington State (2022) and Nevada (2017-21), seeing action at linebacker, defensive back and wide receiver... ended the 2022 season as a first-team All-Pac-12 selection at linebacker and a second-team selection as an all-purpose/special teams player...Ranked No. 2 in the conference with 106 tackles, while his 12 tackles for loss tied for fifth his senior season...Recognized as second-team All-American by College Football News and was a finalist for the Butkus Award, which annually recognizes college football's best linebacker... Named second-team All-Mountain West Conference in his final season at Nevada, leading the team with 103 tackles.

PERSONAL: Given name Daiyan Dwayne Henley... First name pronounced DAY-on...Born in Los Angeles, Calif. ...Regularly gives back to the Los Angeles community where he grew up...Played in Snoop Dogg's youth football league, developing his love of the game...Earned a bachelor's degree in criminal justice and social science from Nevada...High School: Attended Crenshaw High in Los Angeles, Calif., where he earned City MVP honors and helped the program become 2015 Los Angeles Coliseum League Champion...A QB, also filled in at DE, S, WR and handled kicking duties as a senior in 2017.

DAIYAN HENLEY NFL STATISTICS

				— Tackles —						— Interceptions —					— Fumbles —		
Year	**Team**	**GP**	**GS**	**Total**	**Solo**	**Asst**	**Sacks**	**Yds**	**TFL**	**No.**	**Yds**	**Lg**	**TD**	**PD**	**FF**	**FR**	**Yds**
2023	Los Angeles Chargers	15	0	11	7	4	0.0	0	0	0	0	—	0	0	0	0	0
2024	Los Angeles Chargers	17	17	142	82	60	1.0	1	7	1	4	4	0	8	0	0	0
NFL Totals		**32**	**17**	**153**	**89**	**64**	**1.0**	**1**	**7**	**1**	**4**	**4**	**0**	**8**	**0**	**0**	**0**

POSTSEASON				— Tackles —						— Interceptions —					— Fumbles —		
Year	**Team**	**GP**	**GS**	**Total**	**Solo**	**Asst**	**Sacks**	**Yds**	**TFL**	**No.**	**Yds**	**Lg**	**TD**	**PD**	**FF**	**FR**	**Yds**
2024	Los Angeles Chargers	1	1	10	6	4	0.0	0	0	0	0	—	0	0	0	0	0
NFL Totals		**1**	**1**	**10**	**6**	**4**	**0.0**	**0**	**0**	**0**	**0**	**0**	**0**	**0**	**0**	**0**	**0**

JUSTIN HERBERT

10 | QUARTERBACK | OREGON
6–6 | 236 LBS | EUGENE, ORE.
ACQUIRED: DRAFT 1A — 2020
EXPERIENCE: 6TH NFL SEASON
6TH YEAR WITH CHARGERS

CAREER HIGHLIGHTS

- *Ranks No. 3 in NFL history (min. 1,000 attempts) with an average of 277.8 passing yards per game.*
- *In 2021, became the first player ever to throw for over 5,000 yards and rush for at least 300 yards in a single season, also setting a single-season team record as the first 5,000-yard passer in Chargers history.*
- *Became the only player in NFL history to begin a career with three-straight seasons of 4,000-plus passing yards.*
- *Joined Hall of Fame QB Peyton Manning as the only players in NFL history to begin a career with three consecutive seasons of at least 25 passing touchdowns.*
- *Set all-time records for completions (1,316), passing yards (14,089), combined touchdowns (102) and 300-yard passing games (22) through the first three seasons of a career.*
- *Reached 1,000 career completions in his 38th game, faster than any player in NFL history.*
- *His 1,339 completions set records for the most ever by a player in their first 50 career games and the most by any player before turning 25-years-old.*
- *With 382 passing yards and 90 rushing yards against Pittsburgh on Sunday Night Football in 2021, became the only player ever to top 350 passing yards and 90 rushing yards in a single game.*
- *In the 2022 regular-season finale at Las Vegas, completed all six passing attempts on fourth down — making it the only known performance by a quarterback to convert six fourth downs through the air.*
- *Set all-time records for completions (839), passing yards (9,350), passing touchdowns (69) and combined touchdowns (77) through the first two seasons of a career.*
- *Earned Offensive Rookie of the Year honors from The Associated Press, becoming the 10th QB ever and just the second Charger to win the award (RB Don Woods, 1974), while also earning Rookie of the Year, Offensive Rookie of the Year and All-Rookie (QB) honors by the Professional Football Writers of America.*
- *Set NFL rookie records for passing touchdowns (31), total touchdowns (36), pass completions (396), most 300-yard passing games (8) and most three-plus passing touchdown outings (6).*
- *Eclipsed 30 TD passes as a rookie in the season finale at Kansas City, becoming the youngest player in history to have 30 passing scores in a single season, doing so at 22 years, 299 days old.*
- *Named NFL Offensive Rookie of the Month for both October and November, posting a 122.2 passer rating in October — the best by a rookie quarterback in October (min. 50 att.).*
- *Registered three game-winning drives in the fourth quarter or overtime in a row in 2020, tying the longest such streak by a rookie quarterback in the Super Bowl era (since 1966).*
- *Set rookie Monday Night Football records with four passing scores at New Orleans in 2020, including three in the first half.*
- *Threw a TD in each of his first 10 career games, the second-longest streak to start a career in NFL history.*

2024: Started all 17 regular-season games, setting a single-season career high with a 101.7 passer rating...Completed 332-of-504 passes (65.9 pct.) for 3,870 yards and 23 TDs with a career-low three INTs...On the ground, registered 306 yards and two TDs on 69 carries (4.4 avg.)...Posted nine games with a passer rating of 100-plus, the fourth-most by an AFC passer...Protected the football with the best in NFL history, as his three INTs were the second-fewest in a single season by a player with at least 450 passing attempts...Registered a 0.6 passing INT pct., the second-lowest among players with at least 450 passes in a single season...Posted 11-straight games without an INT (min. 15 att.), tying QB Tom Brady for the longest streak in a single season...Set a franchise record with 357 consecutive passing attempts without an INT, good for the fifth-longest streak

in NFL history...Set all-time records for the most completions (1,945) and passing yards (21,093) through the first five seasons of a career...Became one of three players to begin a career with five-straight years of at least 3,000 passing yards and 20 TD passes...Recorded a come-from-behind win in the fourth quarter or overtime and totaled two game-winning drives in the fourth quarter or overtime...Started the team's postseason contest in Houston, completing 14 passes on 32 attempts (43.8 pct.) for 242 yards and a TD with four INTs (40.9 rating)...**vs. Las Vegas (Sept. 8):** Completed 17-of-26 pass attempts (65.4 pct.) for 144 yards and a TD (92.5 rating)...Ran four times for six yards (1.5 avg.)...**at Carolina (Sept. 15):** Led the Bolts to a 2-0 record after throwing for 130 yards and two TDs with an INT on 14-of-20 passing (70.0 pct.) for a 100.0 passer rating...Both of the TD passes went to WR Quentin Johnston on third down giving him 45 career passing scores on third down...Added six rushing attempts for 18 yards (3.0 avg.)...**at Pittsburgh (Sept. 22):** Completed 12 passes on 18 attempts (66.7 pct.) for 125 yards and a TD (105.1 rating)...On his 11th completion, reached 1,655 for his career to surpass QB Ryan Tannehill and QB Matt Ryan for the third-most by any QB in the first five seasons of a career...**vs. Kansas City (Sept. 29):** Threw for 179 yards and a TD on 16-of-27 passing (59.3 pct.), registering a 91.4 passer rating...**at Denver (Oct. 13):** Completed 61.8 percent of his passes (21-of-34) for 237 yards and a TD (92.4 rating)...Connected with nine different players through the air...On the TD pass, connected with rookie RB Kimani Vidal on a wheel-route down the right sideline on Vidal's first career touch...**at Arizona (Oct. 21):** Recorded his first 300-yard game of the season, finishing the contest with 349 yards on 27-of-39 passing (69.2 pct.) for a 97.1 passer rating...The performance on *Monday Night Football* marked his 26th career 300-yard game, tying for the fourth-most in NFL history within the first five seasons of a career...Eclipsed 1,700 career completions in the second quarter, doing so in his 68th game to be the fastest player to do so in NFL history...Added eight rushing yards on a pair of carries (4.0 avg.)...**vs. New Orleans (Oct. 27):** Threw for a pair of TDs and 279 yards on 20-of-32 passing (62.5 pct.) for a 111.3 passer rating...Ran the ball four times for 49 yards (12.3 avg.)...The game was his third of the year with a passer rating of at least 100...**at Cleveland (Nov. 3):** Set a season high with a 125.8 passer rating, his second-straight game with a rating of 100-plus...Completed 18 passes on 27 attempts (66.7 pct.) for 282 yards and two TDs...Surpassed Hall of Fame QB Peyton Manning (1,749) for the second-most completions by any player through their first five seasons in NFL history, ending the game just two away from setting the record...Recorded 250 passing yards in the first half, registering a 158.3 passer rating, becoming the fourth player to have at least 250 passing yards and a perfect 158.3 rating in a single first half since 2020...**vs. Tennessee (Nov. 10):** Threw for 164 yards and a TD on 14-of-18 passing (77.8 pct.), registering a 123.1 passer rating for his third-straight game with a rating of at least 100...Added a TD on the ground, finishing with 32 yards on nine carries (3.6 avg.)...**vs. Cincinnati (Nov. 17):** On *Sunday Night Football*, threw for 297 yards and two TDs on 17-of-36 passing (47.2 pct.), posting a 94.3 passer rating...Added 65 rushing yards on five carries (13.0 avg.)...Extended his streak of passing attempts without an interception to 246 consecutive passes, setting the all-time franchise record...**vs. Baltimore (Nov. 25):** Completed 21 passes on 36 attempts (58.3 pct.) for 218 yards (94.3 rating) on *Monday Night Football*...Ran in a TD, totaling 29 yards on four rushing attempts (7.3 avg.)...Eclipsed 1,800 completions in his 73rd career game, tying Kansas City QB Patrick

HONORS AND AWARDS

2021: *2022 Pro Bowl Selection (First)*
Pro Bowl Offensive Most Valuable Player
AFC Offensive Player of the Week (Week 9 at Philadelphia)
AFC Offensive Player of the Week (Week 13 at Cincinnati)
AFC Offensive Player of the Week (Week 14 vs. N.Y. Giants)
FedEx Air NFL Player of the Week (Week 3 at Kansas City)
FedEx Air NFL Player of the Week (Week 5 vs. Cleveland)
FedEx Air NFL Player of the Week (Week 9 at Philadelphia)
FedEx Air NFL Player of the Week (Week 11 vs. Pittsburgh)
FedEx Air NFL Player of the Week (Week 13 at Cincinnati)

2020: *The Associated Press Offensive Rookie of the Year*
Professional Football Writers of America Rookie of the Year
PFWA Offensive Rookie of the Year
PFWA All-Rookie Team (QB)
NFL Offensive Rookie of the Month (October)
NFL Offensive Rookie of the Month (November)
FedEx Air NFL Player of the Week (Week 11 vs. N.Y. Jets)
Pepsi Zero Sugar Rookie of the Year
Pepsi Zero Sugar Rookie of the Week (Week 2 vs. Kansas City)
Pepsi Zero Sugar Rookie of the Week (Week 4 at Tampa Bay)
Pepsi Zero Sugar Rookie of the Week (Week 5 at New Orleans)
Pepsi Zero Sugar Rookie of the Week (Week 7 vs. Jacksonville)
Pepsi Zero Sugar Rookie of the Week (Week 8 at Denver)
Pepsi Zero Sugar Rookie of the Week (Week 9 vs. Las Vegas)
Pepsi Zero Sugar Rookie of the Week (Week 11 vs. N.Y. Jets)
Pepsi Zero Sugar Rookie of the Week (Week 15 at Las Vegas)
Pepsi Zero Sugar Rookie of the Week (Week 17 at Kansas City)

Mahomes for the fastest to do so in NFL history... Ended the game with 19,627 career passing yards, the third-most through the first five seasons of a career...**at Atlanta (Dec. 1):** Threw for 147 yards on 16-of-23 passing (69.6 pct.)...The 147 yards gave him 19,774 for his career, good for the second-most by any player in history through the first five seasons of a career...**vs. Kansas City (Dec. 8):** In the third primetime game in four weeks, completed 21 passes on 30 attempts (70.0 pct.) for 213 yards and a TD (101.1 rating)...The 101.1 rating was the sixth performance with a passer rating of at least 100 on the season...Added 12 rushing yards on four carries (3.0 avg.)... **vs. Tampa Bay (Dec. 15):** Saw his streak of 357 consecutive pass attempts without an INT come to an end, marking the fifth-longest streak in NFL history...Eclipsed 20,000 career passing yards on the day, doing so in his 76th game and at 26 years, 280 days old to be the third-youngest player and tie for the fifth-fastest to reach that mark...Completed 21-of-33 passes (63.6 pct.) for 195 yards and two TDs with an INT (87.3 rating)... **vs. Denver (Dec. 19):** In the first-ever game flexed into *Thursday Night Football*, orchestrated the 12th come-from-behind win in the fourth quarter or overtime of his career...Completed six-of-11 passes in the fourth quarter for 90 yards and two TDs (121.2 rating) to lead the Bolts to victory... Surpassed QB Drew Bledsoe for the most completions by any player before turning 27 years old, finishing the game with 1,891...For the game, threw for 284 yards and two TDs with an INT on 23-of-31 passing (74.2 pct.), registering a 110.1 passer rating...Added 28 rushing yards on eight attempts (3.5 avg.)...**at New England (Dec. 28):** Led the Chargers to clinch a playoff berth with a 40-7 victory on the road...Completed 26-of-38 passes (68.4 pct.) for 281 yards and three TDs (116.2 rating)...Surpassed Peyton Manning for the most passing yards through the first five seasons of a career, ending the game with 20,747 yards... Joined Manning and QB Russell Wilson as the only players in NFL history to begin a career with five-straight season of at least 3,000 passing yards and 20 passing TDs...**at Las Vegas (Jan. 5):** Completed 77.8 percent of his passes (28-of-36) for 346 yards and two TDs, registering a 125.2 passer rating...The performance marked his third consecutive with a passer rating of 100-plus... Added 42 rushing yards on four carries (10.5 avg.)...Connected with Quentin Johnston nine times in the first half...The game marked his 27th career 300-yard performance, tying for the third-most by any player through the first five seasons of a career...**at Houston (AFC Wild Card, Jan. 11):** Completed 14-of-32 passes (43.8 pct.) for 242 yards and a TD with four INTs (40.9 rating).

2023: Prior to being placed on Reserve/Injured following Week 14, completed 297-of-456 pass attempts (65.1 pct.) for 3,134 yards and 20 touchdowns to seven interceptions, registering a 93.2 passer rating...Also totaled three rushing touchdowns on the season...Attempted 233 consecutive passes without an interception, the longest stretch in franchise history...Through the first three weeks, owned the second-highest passer rating in the NFL with a mark of 112.9... Completed at least 20 passes in 30-straight games, which tied for the second-longest stretch in franchise history...Set a new career-high with 40 completions and 405 passing yards in the Week 3 win at Minnesota, registering the best completion percentage (85.1 pct.) by any player in a single game in league history (min. 40 att.) and becoming the first Charger and just the seventh player in NFL history to record 40 completions, 400 yards, three touchdowns and zero interceptions in a single game...In the victory, set the NFL record for most pass completions through a player's first four seasons (1,406) and has now attempted a franchise-best 213 passes without an interception...Secured 100 career passing tocuhdowns in the game, reaching the mark at 25 years, 198 days old and in career game No. 52, becoming the fourth-youngest and second-fastest player ever to reach 100 career passing scores...Has thrown seven touchdowns on fourth down in his career, including one in Week 4, which is second-most in the league since he entered the NFL in 2020...Opened the season with a performance of 23-of-33 for 228 yards and one touchdown with zero interceptions for a passer rating of 99.1, propelling the offense to total 433 net yards and 30 first downs, including 10 through the air...Has completed at least 20 passes in 28 straight games, the longest active streak in the NFL and the third-longest stretch in NFL history... Registered his 23rd-career 300-yard passing performance in the Week 2 contest at Tennessee, totaling the third-most amount of like outings among all passers in their first four seasons in NFL history...With two passing touchdowns and zero interceptions, recorded his ninth career game with 300-plus yards and two touchdowns to zero interceptions, which ties for the third-most by any QB in league history through their first four seasons...Rushed for two touchdowns and passed for another in the Week 4 win against the division-rival Raiders, marking his 10th career game with at least one rushing touchdown and one passing score...Totaled his 33rd multi-passing touchdown outing in the Week 6 matchup against Dallas on Monday Night Football, tossing two scores...On *Sunday Night Football* in Week 8, opened the game with 15-straight completions, his own personal record to start a game, and registered his 18th career three-touchdown performance in a winning effort...The following week, led the offense to a win over the Jets on Monday Night Football, helping RB Austin Ekeler find the endzone twice and WR Keenan Allen break the record for fastest (134 career games) and youngest (31 years, 193 days) player in franchise history to reach 10,000 career receiving yards... **vs. Miami (Sept. 10):** In the season opener, completed 23 passes on 33 attempts for 228 yards and one touchdown to zero interceptions, totaling a passer rating of 99.1...On the day, helped the offense finish nine-of-15 (60.0 pct.) on third down, totaling 30 first downs, the most in a single game since 2021...Opened the game by orchestrating a 14-play, 94-yard scoring drive capped by a RB Austin Ekeler touchdown...Added a one-yard rushing touchdown in the third quarter to take the lead, his first rushing score since 2021...**at Tennessee (Sept. 17):** Started at QB and led a unit that secured three fourth-down conversions in the first half, passing for 305 yards on 27-of-41 attempts (65.9 pct.) and two

touchdowns to zero interceptions (104.2 passer rating)...Registered his 23rd-career 300-yard passing game, the third-most by any player in their first four professional seasons in NFL history, and his ninth-career outing with 300-plus passing yards, two touchdowns and zero interceptions... Of the offense's 19 first downs, 14 of them came through the air...Connected with WR Keenan Allen for 111 yards and two passing scores, giving Allen his second-straight road game with multiple receiving touchdowns, his ninth-career multi-touchdown game and his 34th career 100-yard receiving performance...Found Allen on a 42-yard connection in the second quarter, his 33rd-career 40-plus-yard completion, which ties for the second-most by any player in the NFL since 2020...**at Minnesota (Sept. 24):** Had a career day, throwing for a career-high 405 passing yards on a career-best 40 completions on 47 attempts (85.1 pct.), tossing three touchdown and registering a season-high 123.8 passer rating...On top of reaching career-best plateus, set the NFL record for most pass completions through a player's first four seasons (1,406), reaching a franchise-record 213 pass attempts without an interception...With three touchdowns, reached 100 passing touchdowns for his career, hitting the mark at 25 years, 198 days old and in career game No. 52, becoming the fourth-youngest and second-fastest player ever to reach 100 career passing scores... Secured his 11th-career fourth-quarter comeback, the second-most by any QB in the NFL since he entered the league in 2020...In the first half, set the franchise record for consecutive pass attempts without an interception, as his 26 completions in the first half set a career-high in a single first half and were the most by any passer in the NFL this season...Became the first Charger and just the seventh player in NFL history to record 40 completions, 400 yards, three touchdowns and zero interceptions in a single game...Helped Keenan Allen set the franchise record for receptions in a single game (18) and set a new career-high with 215 receiving yards...Threw two of his three touchdowns to TE Donald Parham Jr., giving the tight end his first career multi-touchdown performance...His second passing score to Parham occurred on fourth down, giving him seven fourth-down passing touchdowns in his career, the second-most by any player since 2020...**vs. Las Vegas (Oct. 1):** Completed 13-of-24 pass attempts (54.2 pct.) for 167 yards and one touchdown with one interception, as well as two rushing touchdowns...Marked his 10th career game with at least one passing and one rushing touchdown...With the two rushing scores, reached 10 touchdowns on the ground for his career, becoming just the fifth player ever to eclipse 100 passing and 10 rushing touchdowns in their first four seasons...Choreographed an offensive rushing attack that accumulated 155 yards on the ground, including 95 rushing yards in the first half, which were the most by a Bolts offense in the opening quarter of a game since 2017...On third-and-10 from their own 11-yard line, threw a 51-yard deep pass to WR Joshua Palmer, his longest pass completion of the season, to seal the win...**vs. Dallas (Oct. 16):** Completed 22-of-37 passes for 227 yards (59.5 pct.) and two touchdowns to one interception, registering an 84.0 passer rating... With the two touchdowns, marked his 33rd career outing with multiple passing scores...**at Kansas City (Oct. 22):** Completed 17-of-30 attempts for 259 yards, one touchdown and two interceptions, with a long completion of 60 yards to Joshua Palmer in the second quarter to set up the touchdown...On the touchdown pass, found Gerald Everett on third-and-seven midway through the second quarter...**vs. Chicago (Oct. 29):** In a winning effort, threw for 298 yards on 31-of-40 passing (77.5 pct.) and three touchdowns with no interceptions, tallying a 122.7 passer rating...The performance marked his 18th career outing with at least three touchdown passes and zero interceptions...Opened the game with 15-straight completions, including an 11-of-11 mark in the first quarter, becoming the first Chargers passer to throw at least 11 passes without an incompletion in the first quarter of a single game since at least 1990...Completed all three touchdown passes to three different receivers... Did not allow a sack and did not commit a turnover...**at New York Jets (Nov. 6):** Passed for 136 yards on 16 completions, helping WR Keenan Allen become the fastest (134 career games) and youngest (31 years, 193 days) player in franchise history to reach 10,000 career receiving yards... **vs. Detroit (Nov. 12):** Passed for 323 yards and four touchdowns, tying a career-high, on 27-of-40 passing with one interception to register a 114.9 passer rating...Completed 13-of-16 attempts for 144 yards and three touchdowns in the second half, good for a 143.8 passer rating down the stretch...The game was the 25th of 300-plus yards of his career as he set the all-time record for the most passing yards through the first four seasons of a career in NFL history...Reached 122 combined touchdowns for his career, the third-most by any player int their first four seasons in league annals... Connected with WR Keenan Allen on two touchdowns, their fourth time partnering up for a multi-touchdown performance...Also threw touchdowns to WR Jalen Guyton and WR Quentin Johnston, who logged his first career receiving score...**at Green Bay (Nov. 19):** Completed 21-of-36 passes (58.3 pct.) for 260 yards and two touchdowns with zero interceptions, registering a 99.3 passer rating...Registered his 36th career game with multiple passing scores, the second-most by any quarterback in their first four professional seasons in league annals (Dan Marino)...Connected with TE Stone Smartt on a 51-yard receiving touchdown in the second quarter, Smartt's first-career touchdown...With the 51-yard score, collected his ninth 50-plus-yard touchdown pass of his career, tying for the fourth-most in the NFL since 2020...Led the offense on the ground with 73 yards on eight carries (9.1 avg.) with a long rush of 28 yards...**vs. Baltimore (Nov. 26):** Completed 29-of-44 pass attempts (65.9 pct.) for 217 yards with one touchdown and one interception, registering a 75.7 passer rating... Completed 14 of his pass attempts to Keenan Allen, who set the franchise record for most receptions through the team's first 11 games in a single season in Chargers history (97 grabs), as Allen totaled his third-straight outing with at least 10 catches and 100 receiving yards...Led the rushing attack for the second-straight week with 47 yards on four carries, with a long of 35 yards...

at New England (Dec. 3): Completed 22-of-37 passes (59.5 pct.) for 212 yards in rainy conditions...Sealed the game with a 23-yard completion to WR Alex Erickson on third-and-11 in the fourth quarter...**vs. Denver (Dec. 10):** Completed nine-of-17 attempts (52.9 pct.) for 96 yards in the first half before departing the game due to injury.

2022: Finished the regular season ranked among the league's top passers with 477 completions on 699 attempts (68.2 pct.) for 4,739 yards and 25 TDs to 10 INTs to register a 93.2 passer rating...Capped the regular season ranked top-five among all NFL passers in completions (second), passing yards (second), and passing first downs (fourth)...Led the AFC with 477 completions, setting the single-season franchise record...Set the all-time record for most combined TDs by a QB in NFL history through a passer's first three seasons (102), becoming the first QB since Hall of Famer Peyton Manning to notch at least 25 TDs passes in each of their first three professional seasons...Became the first player in NFL history to throw for over 4,000 yards in each of their first three seasons, while also setting the record for most pass completions by any player in their first 50 career games in league history...Threw for 273 yards and a TD on 25 completions with zero interceptions in the AFC Wild Card Round matchup against Jacksonville...Reached 13 career game-winning drives, the second-most in the NFL since 2020, and 10 career fourth-quarter comebacks, with the most recent game-winning drive occurring in the Week 15 win vs. Tennessee...The mark also registered as the second-most game-winning drives by any player in their first three seasons in league history...Owns 20 career games with 300-plus passing yards, the most by any passer in their first three seasons in NFL history...Since entering the NFL in 2020, his 32 completions of 40-plus yards are the most by any passer in the league over the last three season...From Weeks 10-12, led all NFL players with six rushing first downs on third-and-one...Owns 16 games with at least three passing TDs, the second-most by any player in their first three seasons in league history, as 10 of the occurrences did not include an INT to account for the most games with three-plus TDs and zero INTs in a player's first three pro seasons in league history...Threw a TD in each of the first five games, accounting for 26-straight games with a TD pass, the third-longest mark ever in franchise history...Since entering the league in 2020, has a league-best 31 completions of 40-plus yards and has connected with WR Mike Williams on 12 of those, registering the pair as the league's leader in completions of 40-plus yards among all NFL duos over that span...**vs. Las Vegas (Sept. 11):** Passed for 279 yards on 26-of-34 attempts (76.5 pct.) with three TDs and zero INTs to register a 129.4 passer rating, the fourth-best by any Chargers signal-caller in a season opener in franchise history...Through the first three quarters, carried a 143.7 passer rating, which was the second-highest rate by a Chargers QB in any season opener since the 1970 NFL-AFL merger...Led the Bolts on a 12-play drive to open the game, a series which was capped by a K Dustin Hopkins field goal to mark the second-straight season with an opening-drive score on the first possession of the season...In the second quarter, found WR Keenan Allen down the right sideline for 41 yards to place the Bolts at the Raiders' 11, a series which was capped by a one-yard passing score to rookie FB Zander Horvath...Before the half, turned the defense's takeaway into points by finding WR DeAndre Carter on a 23-yard TD down the seam to take a 10-3 lead into the intermission...Opened the second half, after a Raiders possession, with an 11 play, 73-yard TD drive that was punctuated by an 18-yard catch-and-run contested score by TE Gerald Everett...Finished the winning effort with a three-for-four mark of passing first downs on third down in the game, logging 41 yards and tossing a TD on third down in the outing...**at Kansas City (Sept. 15):** Threw for 334 yards on 33-of-48 attempts and his second-straight game with three TD passes...Tallied his eighth career 300-yard, three-TD outing, tying QB Andrew Luck for the fourth-most by any QB within their first two NFL seasons, and 15th three-plus passing score game which ties QB Patrick Mahomes as the second-most by any player in their first three NFL seasons in league annals...Helped the offense score on the opening drive for the second-straight week...Extended streak of consecutive games with a passing touchdown to 23 after connecting with Zander Horvath for a one-yard receiving score early in the second quarter...Took a 10-7 lead into halftime off of a 12-of-17 mark for 125 yards and one touchdown to register a 111.2 passer rating...Threw for 209 yards and two TDs in the second half...Brought the game within one score after connecting with DeAndre Carter for a 35-yard pass on fourth-and-one on the final offensive drive, capping the series with a five-yard passing TD to WR Joshua Palmer...**vs. Jacksonville (Sept. 25):** Threw for 297 yards and a score on 25-of-45 passing (55.6 pct.) with an INT to register a 74.0 passer rating...Completed a 54-yard pass to WR Jalen Guyton on third-and-15 in the third quarter to register the pair's fifth completion of 50-plus yards, which is tied for the second-most among all duos in the NFL over the last three seasons...With the Guyton 54-yard reception and 45-yard catch-and-run by Joshua Palmer in the fourth quarter, extended his league-leading mark of pass completions of 40-plus yards since the start of the 2020 season to 28...**at Houston (Oct. 2):** Threw for 340 yards and two TDs on 27-of-39 passing (69.2 pct.) to register a 113.2 passer rating...Collected his 19th career 300-yard outing, the most by any player ever through the first three seasons of a career...Topped 300 passing yards for the seventh-straight time on the road, registering the second-longest streak in NFL history...Matched a season-high with 15 passing first downs...Took TD streak to 25-straight games, good for the third-best in team history and the second-longest active streak in the NFL...Connected with Mike Williams for a 50-yard completion in the second quarter, logging the 12th of at least 40 yards between the two, good for the most between two players in the NFL over the last three seasons...Took career total to 29 completions of 40-plus yards, the most by any passer in the NFL since 2020...**at Cleveland (Oct. 9):** Completed 22-of-34 passes (64.7 pct.) for 228 yards, a touchdown and zero interceptions to

register a 93.8 passer rating...Extended active streak of games with at least one TD pass to 26, the third-longest ever in franchise history...Led an offensive unit that collected 465 yards from scrimmage and 26 first downs...After starting the drive at their own one-yard line, propelled a 12-play, 99-yard scoring drive in the second quarter, the team's longest offensive drive since 2017...Helped Mike Williams secure a career-best 10 receptions, totaling 134 yards through the air to register his fifth-straight road game with 100-plus receiving yards, matching the longest streak by an AFC player in conference history...**vs. Denver (Oct. 17):** Attempted a career-high 57 passes in regulation and overtime, completing 37 passes for 238 yards...Reached 1,000 career completions in his 38th career game, the fastest by any player in league annals...Registered 10th career game-winning drive, the second-most since entering the league in 2020, and seventh game with a fourth quarter comeback and game-winning drive since the start of 2021, the most in the NFL...**vs. Seattle (Oct. 23):** Completed 33 passes on 51 attempts (64.7 pct.) for 293 yards with two TDs and an INT, registering an 84.8 passer rating...Registered 29th career game with multiple passing scores, which ties Peyton Manning for the third-most by any passer through their first three professional seasons in NFL history...In his 39th career game, reached and surpassed 80 career TD passes, becoming just the fourth QB in league annals to reach the mark within their first 40 career games...**at Atlanta (Nov. 6):** Helped propel the Bolts to their third-straight road win on 30-of-43 passing for 245 yards and a TD with an INT to notch a 82.0 passer rating...Threw for 16 first downs on the afternoon...Found RB Austin Ekeler in the second quarter on a short pass to the right for a score, collecting his 90th career total TD...By reaching 90 career scores, tied Hall of Fame QB Dan Marino as the second-fastest players to reach 90 total TDs in their first 40 career games...With 30 completions, set the NFL record for most pass completions by any QB in their first three seasons in NFL history (1,072)...**at San Francisco (Nov. 13):** Completed 21-of-35 passes for 196 yards and a TD with an INT...Opened the game with a seven-play, 75-yard scoring drive, completing all four pass attempts for 69 yards and a TD on the series...Found DeAndre Carter for a 32-yard score in the front left corner of the end zone...**vs. Kansas City (Nov. 20):** Recorded 280 passing yards and two TDs with an INT on 23-of-30 passing (76.7 pct.) to register a 113.2 passer rating...In the third quarter, surpassed 12,000 career passing yards in his 42nd career game, tying Hall of Fame QB Kurt Warner's mark as the second-fastest all-time to 12,000 career passing yards...On the first offensive possession, connected with Joshua Palmer for a 50-yard score, marking the offense's third opening-drive TD of the season for the Bolts...The TD also marked his eighth career passing score of 50-plus yards, tied for third-most in the NFL since 2020...With less than two minutes remaining in regulation, capped a 10-play drive with a six-yard TD pass to Palmer to re-gain the lead, marking Palmer's first career multi-score game...Rushed for first downs on third-and-one three times...With a fourth-quarter 46-yard completion to Keenan Allen on third-and-18, reached 31 career completions of 40-plus yards, the most in the NFL since the beginning of the 2020 season...**at Arizona (Nov. 27):** Logged his 16th career game with three-plus passing TDs, most notably the game-winning score in the fourth quarter, on a day where he completed 35-of-47 attempts (74.5 pct.) for 274 yards and did not throw an INT to log a passer rating of 109.7, his 20th career game with a passer rating north of the century mark...Connected on touchdowns to Keenan Allen (two yards), DeAndre Carter (33 yards) and Austin Ekeler (one yard), as well as the go-ahead two-point conversion pass to Gerald Everett...Collected his 10th fourth-quarter comeback and 12th game-winning drive of his career, moving to second all-time in league history in passing yards (12,354) and passing TDs (88) by any QB through their first three professional seasons in NFL history...Logged 28th career game with multiple passing scores and 10th career game with at least three TDs and zero INTs, both of which are among the best all-time by a passer in their first three professional seasons...Added 38 yards rushing on four attempts (9.5 avg.) and converted one third-and-one rushing attempt to reach six rushing first downs on third-and-one over the last three games, the most by any player in the NFL...Scrambled for 28 yards early in the fourth-quarter, the third-longest rush of his career...Had a stretch of 18-straight completions in the second and third quarters, the longest stretch of consecutive attempts without an incompletion in his career...**at Las Vegas (Dec. 4):** Threw for 335 yards on 28-of-47 passing with one TD, logging an 88.5 passer rating...By eclipsing 300 yards on the final offensive possession, registered his 20th career 300-yard passing outing, the most by any passer in their first three seasons in NFL history...Converted a fourth-and-12 with a TD pass to Keenan Allen, logging his league-leading third fourth-down passing TD of the season and fifth fourth-down passing score of his career...**vs. Miami (Dec. 11):** Completed a career-high 39 passes on 51 attempts (76.5 pct.) for 367 yards and a TD with zero INTs to notch a 102.3 passer rating...Surpassed former Andrew Luck for the most passing yards by a player in their first three seasons in NFL history...Opened the game with 24 completions for 222 yards in the first half, setting a career-high and franchise-record for completions in a single opening half... His 39 completions were the second-most by any Chargers passer in a single game in franchise history...Found the end zone or first down marker 16 times for the second-straight game...Collected his 10th career performance of 300-plus passing yards and zero INTs, the most ever by a player prior to turning 25 years old...Surpassed 13,000 career passing yards in his 45th career game, doing so in the second-fewest games played in history...Found Mike Williams for a 10-yard TD pass in the back of the end zone in the second quarter to reach 90 career passing TDs, joining Dan Marino as the only players to top 90 passing scores in the first three seasons of a career...**vs. Tennessee (Dec. 18):** Threw for 313 passing yards on 28-of-42 passing (66.7 pct.)...On the final offensive possession, orchestrated the six-play, 52-yard game-winning drive in 44 seconds,

marking the 13th game-winning drive of his career and his 10th over the past two seasons...On the final offensive drive, rolled to his right and found Mike Williams down the sideline for a gain of 35 yards, the longest gain of the day for the Bolts, to set up a game-winning field goal by K Cameron Dicker...Broke the all-time record for most pass completions in a player's first three seasons in NFL history...In the process, became the first player in NFL history to throw for over 4,000 yards in each of his first three seasons...**at Indianapolis (Dec. 26):** Completed 24-of-31 passes (77.4 pct.) for 235 yards and an INT...The 77.4 completion mark ranked as his highest of the season and the fourth-highest in a single game in his career...Helped Keenan Allen haul in 11 receptions, tying for the most games with at least 11 receptions by any player in NFL history...**vs. L.A. Rams (Jan. 1):** Threw for two TDs and 212 yards with zero INTs on 21-of-28 passing (75.0 pct.), registering a 119.9 passer rating...The two passing scores gave him 100 combined TDs in his career, tied for the most by any player in their first three seasons in league history (Dan Marino)...By throwing for two scores, marked his 29th career outing with multiple passing TDs, good for the second-most through the first three seasons of a career in NFL history...Marked his seventh-straight game with at least 10 passes converting for either a first down or TD...**at Denver (Jan. 8):** Closed out the season with 25 completions on 37 attempts (67.6 pct.) for 273 yards and two TDs with zero INTs (107.2 rating), marking his 27th-straight game with 20 completions, the third-longest streak in NFL history...With two TDs, reached 102 career combined scores, the most in NFL history through the first three seasons of a career...Eclipsed 25 passing TDs on the season, joining Peyton Manning as the only players to do so in each of their first three seasons...The performance marked his 30th with multiple TD passes, joining Dan Marino as the only players to do so 30 times in the first three seasons of a career...Marked 45th career game with a passing score, the most in NFL history in the first three seasons of a career, and totaled 49 career TD passes in road contests, tied for the most by any player in their first three seasons...Became the third player ever to top 14,000 career passing yards through the air before turning 25 and the first player in NFL history to eclipse 4,500 passing yards in two of his first three pro seasons...Finished with 477 completions this season, good for the most in NFL history by an AFC quarterback in a single season...Each of his two TD passes came on third down...**at Jacksonville (AFC Wild Card, Jan. 14):** Completed 25-of-43 pass attempts (58.1 pct.) for 273 yards and one TD with zero INTs (84.7 rating) in the postseason bout...On third down alone, completed nine-of-15 passes (60.0 pct.) for 107 yards and a TD with seven completions either finding the end zone or moving the chains for a first down, helping to register a 104.0 passer rating on third down...Found Gerald Everett for a nine-yard score in the second quarter to take a 24-0 lead.

2021: Selected to his first Pro Bowl as the top-voted QB in the AFC...In 17 starts, set single-season team records for completions (443), attempts (672), passing yards (5,014) and passing TDs (38)...Completed 65.9 percent of his passes and had 14 INTs for a 97.7 passer rating...Added 63 rushing attempts for 302 yards (4.8 avg.) and three TDs, with the 302 yards setting a single-season franchise record among QBs...Became the first player in NFL history to throw for 30 TDs in each of his first two seasons...Became the sixth player in history to throw for 35 TDs in a single season before turning 24 years old...Threw for over 300 yards in a league-leading nine games, setting a team single-season record...Led the Chargers to a fourth-quarter comeback victory five times...Orchestrated two of the comeback wins in September, becoming the third-youngest QB to have multiple come-from-behind victories in the opening month of the season since the 1970 NFL-AFL Merger (23 years, 200 days)...Became the first player in NFL history to record a game with at least 350 passing yards and 90 rushing yards, doing so in the *Sunday Night Football* win over Pittsburgh...Led the NFL with 79 passing first downs on third down...Posted an 84.2 completion percentage in the Week 9 win at Philadelphia, the second-highest single-game completion percentage (min. 30 att.) by a player age 23 or younger (Dak Prescott, 88.9 pct. at 23 years, 143 days old), doing so at 23 years, 242 days old... **Awards:** Pro Bowl Selection (First)...Pro Bowl Offensive Most Valuable Player...AFC Offensive Player of the Week (Weeks 9, 13, 14)...FedEx Air NFL Player of the Week (Weeks 3, 5, 9, 11, 13)...Pro Football Journal Second-Team All-AFC (QB)... Nickelodeon Valuable Player (Week 13)...**at Washington (Sept. 12):** Led the team to a come-from-behind victory in the fourth quarter, his second-career fourth quarter or overtime comeback win...The come-from-behind win was the ninth by a Chargers QB in a season opener... Finished with 337 passing yards and a TD on 31-of-47 passing (66.0 pct.) with an INT (85.2 rating)...The performance marked his ninth career 300-yard game...Converted 12 third downs through the air, good for the most passing first downs in a single game on third down since Colts QB Andrew Luck in 2012...Completed his fourth pass to WR Mike Williams on an 11-yard curl-route to the right to become the first player in NFL history to complete 400 passes within the first 16 starts of a career...The 337 yards brought him to 4,673 for his career, joining Chiefs QB Patrick Mahomes as the only players ever to top 4,500 yards through 16 career starts...Perfectly lofted a pass in the first half on third-and-three to WR Jalen Guyton over the coverage of CB Kendall Fuller for a 22-yard gain...Threw his three-yard TD in the fourth quarter to Williams on a perfectly place back-shoulder throw to the left with CB Benjamin St-Juste in tight coverage...Led a clock-killing drive of 6:43, converting four third downs through the air...On the first conversion, found WR Keenan Allen for a 17-yard gain up the seam on third-and-16...Eclipsed 300 yards on the day by completing a 19-yard pass to WR KJ Hill Jr., on third-and-three...Sealed the game with a final third-down conversion of nine yards to Allen on a skinny-post before taking three snaps in victory formation...**vs. Dallas (Sept. 19):** Recorded his second 300-yard game of the season and 10th of

his career...The 10 performances of 300-plus yards tie Chiefs QB Patrick Mahomes and Hall of Fame QB Dan Marino for the most by any player in history through their first two seasons... Completed 31 passes on 41 pass attempts (75.6 pct.) for 338 yards and a TD with an INT (87.2 rating)...Set up the scoring pass by rolling right away from pressure in the second quarter to find Mike Williams in the soft spot of the zone for a 27-yard gain on third-and-13...On the next play, threw a quick pass to Williams spread out left, who took it through two attempted tackles for a 12-yard score...Threw three passes of 25-plus yards and tossed four passes on third downs to move the chains and keep drives alive...Eclipsed 5,000 career passing yards, joining Mahomes as the only players to do so through the first 17 starts of a career...Completed 17 of his first 18 passing attempts, including a stretch of 16 consecutive...On his first pass attempt, evaded pressure by rolling to the right and hitting Keenan Allen on a flag-route for 22 yards along the sideline...**at Kansas City (Sept. 26):** Named FedEx Air NFL Player of the Week in a fan vote... Completed 68.4 percent of his passes (26-of-38) for 281 yards and four TDs (125.0 rating), marking his second career game with four passing scores and his seventh with three or more...Led the team on a come-from-behind win in the fourth quarter, the third of his career and his second of the season...The two comeback wins in September made him the third-youngest (23 years, 200 days) to have multiple come-from-behind wins in a single September since the 1970 NFL-AFL Merger...The comeback win was capped by his fifth career game-winning drive...The performance was his fifth of three-plus TDs and no INTs, becoming the fifth player to do so in the Super Bowl era (since 1966) within the first two seasons of a career...On the first TD pass, pump-faked to get LB Nick Bolton out of the passing lane and then fire the four-yard score to Keenan Allen... After hitting Austin Ekeler for a 16-yard score later in the quarter, completed a two-point conversion to a wide open Mike Williams to take a 14-0 lead...Stepped up in the pocket away from pressure by DE Mike Danna to convert a fourth-and-four to Allen, keeping a scoring drive alive... Two plays later, fired a 20-yard TD to Williams down the right sideline after the wideout beat CB Mike Hughes on a double-move...On the first play of the team's next possession, ran a play-action pass and rolled to his left before firing downfield to Williams, who turned the play into a 43-yard gain...Hit Williams in a one-on-one matchup later in the drive on a back-shoulder fade with less than a minute left for a four-yard, game-winning TD...**vs. Las Vegas (Oct. 4):** Threw for three TDs and 222 yards on 25-of-38 passing (65.8 pct.), registering a 107.6 passer rating...Threw two of his TD passes on third down, bringing him to an NFL-best 17 third-down TD passes since entering the NFL in 2020...The three-TD performance was the eighth of his career...Eclipsed 500 career completions, becoming the only player in the Super Bowl era (since 1966) to do so within the first 20 starts of a career...The three passing scores gave him seven over his first two starts on *Monday Night Football*, becoming one of just four players ever to do so...Found TE Donald Parham Jr., on a crossing-route in the back of the end zone for the first TD pass...On the second score, fired a 10-yard strike over the defense to TE Jared Cook on a seam-route from the right slot...Tossed the third TD of the day in the waning seconds of the first half, lofting a pass to Austin Ekeler in the right flat over the coverage of LB Denzel Perryman for the 14-yard score...**vs. Cleveland (Oct. 10):** Voted by fans as the FedEx Air NFL Player of the Week...Set a single-game career high with 398 yards and four TDs on 26-of-43 passing (60.5 pct.) to register a 122.0 passer rating...Added a rushing TD and 29 yards on four attempts (7.3 avg.)...Set the NFL record for 300-yard passing performances over the first two seasons of a career, registering his 11th...With his sixth career game of three-plus TDs and no INTs, set the record for the most by a player through the first two seasons of a career in the Super Bowl era (since 1966)...Tossed his 18th career TD pass on third down, good for the most since entering the NFL in 2020...On the second TD pass of the day, stood tall on third-and-10 despite pressure from DE Myles Garrett from his right to uncork a 72-yard bomb to Mike Williams...Ran in his TD in the second quarter by stepping up in the pocket away from Garrett and scrambling for the nine-yard score...Converted a third-and-five to Keenan Allen on a corner-route down the right sideline, escaping the pocket to the right before lofting the pass over CB Troy Hill for a 37-yard gain...Set up the game-winning drive deep in Browns territory by hitting Jared Cook in the left flat for a 29-yard catch-and-run just before the two-minute warning...**at Baltimore (Oct. 17):** Threw for 195 yards and a TD with an INT on 22-of-39 passing (56.4 pct.) for a 67.8 passer rating...Eclipsed 6,000 career passing yards, doing so in his 21st NFL game to be the second-fastest player in history to reach that mark...Rolled to the right away from pressure by DE Calais Campbell to find Mike Williams for a 26-yard gain in the second quarter, setting up the TD pass on the next play... On the scoring throw, placed the pass to Jared Cook perfectly in the back, right corner of the end zone away from the coverage of ILB Malik Harrison...**vs. New England (Oct. 31):** Threw for 223 yards and two TDs with a pair of INTs on 18-of-35 passing (51.4 pct.) for a 66.7 passer rating...Added nine rushing yards on two attempts (4.5 avg.)...Placed the ball to the inside of Keenan Allen on a five-yard TD pass in the second quarter, keeping the ball away from DB Adrian Phillips... Lofted his second TD of the day to WR Joshua Palmer over two defenders in the fourth quarter for the rookie's first career receiving score...**at Philadelphia (Nov. 7):** Named AFC Offensive Player of the Week for his performance...Also voted by fans as the FedEx Air NFL Player of the Week...Completed 32 passes of 38 attempts (84.2 pct.) for 356 yards and two TDs (98.9 rating)...At 23 years, 242 days old, recorded the second-highest single-game completion percentage (min. 30 att.) by a player age 23 or younger (Dak Prescott, 88.9 pct. at 23 years, 143 days old)... Added an eight-yard rushing TD...Posted two stretches of 11 or more consecutive completions... Led the team to a fourth-quarter comeback win, the fifth of his career...The performance marked his sixth of multiple passing TDs with a rushing

score, tied for the most by a player through their first two seasons in NFL history...Eclipsed 600 career completions in the 23rd start of his career, faster than any player in league annals...Threw for over 300 yards for the 12th time in his career...On the first TD, found TE Stephen Anderson in the right flat after running play-action for the two-yard score....Set up the team's second TD drive by rolling to his right and firing it deep to Mike Williams for a 49-yard gain with CB Darius Slay in coverage...Two plays later, found Donald Parham Jr., in the right flat, who broke a tackle of the defender before running into the end zone for an eight-yard TD...Ran in an eight-yard TD early in the fourth quarter, stepping up in the pocket and scrambling to the left and beating LB T.J. Edwards to the goal line for the score...**vs. Minnesota (Nov. 14):** Threw for 195 yards, a TD and an INT on 20-of-34 passing (58.8 pct.) for a 72.5 passer rating...Added 22 rushing yards on a pair of attempts (11.0 avg.)...The TD pass was No. 50 for his career...Became the fourth-fastest (24 games) and fourth-youngest (23 years, 249 days) to eclipse that mark in NFL history...On the TD pass, fit the ball perfectly to Austin Ekeler at the goal line between the coverage of LB Eric Kendricks and LB Nick Vigil...The score made Ekeler the youngest RB in the common draft era (since 1967) to reach 20 career TD catches (26 years, 181 days)...Stepped up in the pocket in the fourth quarter and perfectly lofted a pass over the coverage of Vigil and CB Mackensie Alexander to find Keenan Allen for a 26-yard gain...Kept the ball on an option play to run for a 17-yard gain in the second quarter...**vs. Pittsburgh (Nov. 21):** Voted by fans as the FedEx Air NFL Player of the Week...Led the team to a come-from-behind win in the fourth quarter, his fifth of the season...Threw for 382 yards and three TDs with an INT on 30-of-41 passing (73.2 pct.) for a 116.1 passer rating...Ran nine times for 90 yards (10.0 avg.), setting the team's single-game rushing yards record by a QB...Became the only player in NFL history to record a game with at least 350 passing yards and 90 rushing yards...Eclipsed 7,000 yards for his career in game No. 25, tying for the second-fastest in history...On his first TD pass, stepped up in the pocket away from pressure to hit Austin Ekeler on an angle-route for a 10-yard score...Set up that TD pass by scrambling earlier in the drive for 18 yards on a third-and-six before scrambling for an 18-yard gain again three plays later...Uncorked a pass in the third quarter to Keenan Allen for a 30-yard gain on third-and-13, placing the ball perfectly outside the reach of CB Cameron Sutton...Kept a third-quarter field goal drive alive by scrambling to the left away from pressure for a 13-yard gain on third-and-five...Scrambled on a third-and-five again in the fourth quarter for a 36-yard gain to set the offense up inside the 10-yard line after an unnecessary roughness penalty by DT Cameron Heyward after the play...Threw the game-winning TD to Mike Williams late in the fourth quarter along the left sideline for a 53-yard score...**at Denver (Nov. 28):** Completed 28 passes on 44 attempts (63.6 pct.) for 303 yards and two TDs with two INTs (80.0 rating)...Added 36 rushing yards on four attempts (9.0 avg.), giving him 243 rushing yards on the year to set a franchise single-season record among QBs...The game marked his 14th career performance of 300-plus passing yards...Eclipsed 7,500 career passing yards, doing so in 26 games for the second-fastest in history...Perfectly placed a ball over CB Kyle Fuller to Keenan Allen for a 24-yard gain on third-and-15 in the second quarter...Extended a TD drive late in the second quarter on third-and-seven by rolling to his right and finding Allen on a deep out-route for 18 yards...Threw his second TD of the day in the fourth quarter while rolling to his left, lofting the pass above three defenders for Jared Cook to come down with it in the back of the end zone for the 16-yard score...The TD pass to Cook had an 8.2 completion probability percentage, making it the most improbable completion in the NFL of the 2021 regular season...Dialed up a deep pass in the second quarter for Jalen Guyton for a 44-yard TD despite tight coverage from S Jessie Bates III, marking his third TD pass of the day...Ran a Philly Special on a two-point try following his third TD pass, hauling in a throw from Allen for a successful conversion...**at Cincinnati (Dec. 5):** Named AFC Offensive Player of the Week...Awarded the Nickelodeon Valuable Player for the week...Completed 26 passes on 35 attempts (74.3 pct.) for 317 yards and three TDs with an INT (118.4 rating)...Reached 700 career completions in his 27th game, the fastest to do so in NFL history...Extended his streak of games with 300-plus passing yards to three consecutive contests, giving him 15 career 300-yard games...The performance marked his 11th with at least three passing TDs and his 18th with multiple TD passes, both good for the second-most through a player's first two seasons of a career...On the opening drive of the game, stepped up in the pocket to avoid pressure on third-and-nine and threw against the grain to hit Keenan Allen for a 10-yard gain...Two plays later, placed a pass perfectly over the coverage of CB Chidobe Awuzie on a fade-route to Mike Williams for a 41-yard gain to the Bengals four-yard line...On fourth down later in the drive, worked through his progressions before firing a bullet between three defenders to Allen for a four-yard TD...Later in the quarter, rolled to his right and fired deep to Williams on a go-route for a 47-yard gain...Four plays later, kept the ball on an option with Austin Ekeler before throwing to a wide-open Allen in the end zone for his second TD, this time a seven-yard score...**vs. N.Y. Giants (Dec. 12):** Named AFC Offensive Player of the Week...Completed 23 passes on 31 attempts (74.2 pct.) for 275 yards and three TDs (133.1 rating)...The performance gave him 734 career completions, the most by any player through the first two seasons of a career...Reached 30 TD passes on the season, making him the only player in NFL history with 30-plus passing TDs in each of their first two career seasons...At 23 years, 277 days old, became the second-youngest player to 60 career TD passes...It was his 12th game with three-plus passing TDs and 19th with multiple passing scores, both good for the second-most through two seasons in history...The performance was the eighth with three TDs and no INTs, the most ever by any player through their first two career seasons...Eclipsed 8,000 career passing yards in his 28th game, the fourth-fastest in NFL history...

Threw his first TD of the day on a third-and-eight early in the second quarter, firing a pass to Joshua Palmer outside the numbers to the right that the rookie took upfield for the 12-yard score...With less than 30 seconds left in the first half, uncorked a deep pass on third-and-11 while being hit to Jalen Guyton for a 59-yard TD between two defenders...The TD pass traveled 63.8 yards in the air, the second-most air yards on a completion in the NFL this season...In the third quarter, rolled to his right and threw back across the field to Palmer just over the coverage of DB Logan Ryan for a 36-yard gain...**vs. Kansas City (Dec. 16):** Made his second career start on *Thursday Night Football*... Completed 22 passes on 38 attempts (57.9 pct.) for 236 yards and two TDs with an INT (82.8 rating)...Added five carries for 16 yards (3.2 avg.) and a TD...The performance marked the seventh of his career with multiple TD passes and a rushing score, the most in NFL history over the first two seasons of a career...Reached 71 total TDs (passing and rushing) for his career, passing Dan Marino for the most in a player's first two seasons in NFL history...The 236 passing yards gave him 8,394 for his career, good for the most by any player in NFL history through their first two pro seasons...Kept the team's first TD drive alive by standing tall in the pocket and finding Keenan Allen on third-and-two for a 15-yard gain despite taking a hit from S Juan Thornhill...Two plays later, scrambled from the shotgun for the one-yard TD run...Later in the quarter, through off his back foot due to pressure from DE/LB Melvin Ingram III and found Jalen Guyton for a four-yard TD...Rolled to his left in the fourth quarter and lofted a deep pass perfectly to Allen over the coverage of CB DeAndre Baker for a 29-yard gain...Zipped an eight-yard TD pass to Allen later in the quarter between a pair of defenders...**at Houston (Dec. 26):** Made the 30th start of his career...Threw for 336 yards and a TD with two INTs on 27-of-35 passing (77.1 pct.) for a 92.1 passer rating...The performance marked his franchise record-tying eighth of the season with 300-plus passing yards...Through 30 career starts in NFL history, ranked first in completions (783), third in passing yards (8,730) and fourth in passing TDs (64)...On the final drive, stepped up in the pocket and placed a pass perfectly over the defense of LB Neville Hewitt to Stephen Anderson on a skinny-post to set the team up at the Houston three-yard line...Two plays later, worked through his progressions to find Joshua Palmer in the middle of the end zone for a three-yard score...**vs. Denver (Jan. 2):** Threw for 237 yards and two TDs on 22-of-31 passing (71.0 pct.) for a 114.6 passer rating...The second TD gave him 35 for the year, setting the team's single-season passing TDs record...Eclipsed 800 completions in his 31st game and at 23 years, 298 days old, making him the fastest and third-youngest player to do so in history...Completed a fourth-and-two pass despite being hit in the final minutes of the first half to Austin Ekeler in the left flat that went for 11 yards, keeping alive a TD drive...Kept the same drive alive on third-and-two three plays later by stepping up I the pocket and scrambling for the first down...Perfectly placed a ball in the fourth quarter deep down the left sideline into the arms of a diving Mike Williams for a 45-yard TD... **at Las Vegas (Jan. 9):** Completed 34-of-64 passes (53.1 pct.) for 383 yards and three TDs with an INT (80.4 rating)...The performance marked his franchise-record ninth of the season...Eclipsed 5,000 passing yards on the season, becoming the franchise's first-ever 5,000-yard passer...At 23 years, 305 days old, became the third-youngest player in history to throw for 5,000 yards in a single season, trailing only Dan Marino (23 years, 93 days) and Patrick Mahomes (23 years, 104 days)...Turned in a historic performance on fourth down, completing all six pass attempts for 106 yards and the game-tying TD with no time left in regulation to register a perfect 158.3 passer rating — making it the only known performance with six fourth-down passing first downs...Worked through his progressions on a fourth-and-21 in the fourth quarter to fire a 23-yard TD to Joshua Palmer between the coverage of Denzel Perryman and CB Brandon Facyson...Completed a two-point conversion attempt to Austin Ekeler in the front, left corner of the end zone to pull the team within seven points...Worked through his progressions and slid to his left to fire a low pass to Mike Williams as time expired to tie the game and send it to overtime...Fired a pass perfectly between defenders to Williams on a dig-route, leading the receiver on fourth-and-nine for him to register a catch-and-run of 47 yards...**vs. NFC (2022 Pro Bowl, Feb. 5):** Started at QB for the AFC, becoming the first Charger to do so in a Pro Bowl in over 30 years, earning Pro Bowl Offensive MVP for his performance...Finished with seven completions on 11 attempts (63.6 pct.) for 98 yards and two TDs and an INT (93.9 rating)...Fired his first TD of the day to Ravens TE Mark Andrews down the seam, just outside of the reach of Cardinals OLB Chandler Jones and Cowboys LB Micah Parsons for the 15-yard score...Stepped to his left in the second quarter, throwing off his back foot due to pressure from Washington DT Jonathan Allen, lofting the pass to the back corner of the end zone over Jones to Andrews for a seven-yard TD.

2020: Earned Offensive Rookie of the Year honors from *The Associated Press*, becoming the 10th QB ever and just the second Charger to win the award (RB Don Woods, 1974)...Named Rookie of the Year, Offensive Rookie of the Year and All-Rookie (QB) by the *Professional Football Writers of America*...Named NFL Offensive Rookie of the Month for October and November...For the month of October, completed 65.7 percent of his passes (67-of-102) for 901 yards and 10 TDs with an INT (122.2 rating)...The 122.2 passer rating was the best in history by a rookie in October with at least 50 passing attempts and led the NFL over the month...Became the third rookie in NFL history to toss double-digit scores during October...Voted by fans as the FedEx Air NFL Player of the Week for his performance in a Week 11 win against the Jets: A career-high 366 yards and three TDs on 37-of-49 passing (75.5 pct.) for a 116.5 passer rating...Was named Pepsi Zero Sugar Rookie of the Year in a fan vote...Voted by fans as the Pepsi Zero Sugar Rookie of the Week a record-tying nine times...Started 15 games, completing 396 passes on 595 attempts (66.6 pct.) for 4,336 yards and 31 TDs with 10 INTs (98.3 rating)...

Added five TDs and 234 yards on 51 rushing attempts (4.3 avg.)...The 36 total scores, 31 passing TDs and 396 completions set all-time NFL marks among rookie QBs...Eclipsed 30 TD passes for the year in the finale at Kansas City, becoming the youngest player in history to have 30 passing scores in a single season, doing so at 22 years, 299 days old...The 4,336 passing yards and the 66.6 completion percentage (min. 200 attempts) were both good for the second-best by a rookie QB in history...Averaged a rookie-record 289.1 passing yards per game...Set all-time rookie records with eight games of 300-plus passing yards and six games with at least three TD passes...Tossed multiple TD passes in 10 games, including in seven-straight contests, both of which are the most by a rookie QB in NFL history...Posted four consecutive games with three or more TD passes, the longest such streak ever by a rookie...Registered three game-winning drives in the fourth quarter or overtime in a row, tying the longest such streak by a rookie QB in the Super Bowl era (since 1966)...Tied with Tampa Bay QB Tom Brady with a league-best 14 TD passes on third down...Completed eight passes of 50-plus yards, tying Tennessee QB Ryan Tannehill for the most in the NFL...Four of those passes of 50 or more yards went for TDs, tying as the most in the NFL with the league's Most Valuable Player, Green Bay QB Aaron Rodgers...Set rookie *Monday Night Football* records in Week 5 with four passing TDs, including three in the first half...In the Week 7 win against Jacksonville, recorded the first win by a rookie QB in pro football history with 300 passing yards, three passing TDs and a rushing score while throwing no INTs...Along with Kansas City QB Patrick Mahomes, became the second player ever to eclipse 4,000 passing yards in the first 14 starts of a career...Became the third QB in history to pass for over 300 yards in each of the first two games of a career, joining Cam Newton and Kyler Murray...Threw a TD in each of his first 10 career games, the second-longest streak to start a career in NFL history...Joined Mahomes as the only players to throw for 250 yards in each of the first seven games of a career...Threw for 277 passing yards in the first half of a Week 11 win against the New York Jets, the most by any rookie passer in a first half over the last 40 seasons...**Awards:** *The Associated Press* Offensive Rookie of the Year...*Professional Football Writers of America* Rookie of the Year...*PFWA* Offensive Rookie of the Year...*PFWA* All-Rookie (QB)...NFL Offensive Rookie of the Month (October and November)...FedEx Air NFL Player of the Week (Week 11)...Pepsi Zero Sugar Rookie of the Week (Weeks 2, 4, 5, 7, 8, 9, 11, 15, 17)...Pro Football Focus All-Rookie (QB)...Pro Football Journal First-Team All-Rookie (QB)...ProFootballTalk Offensive Rookie of the Year...**at Cincinnati (Sept. 13):** Dressed for his first NFL game, but saw no game action...**vs. Kansas City (Sept. 20):** Voted by fans as the Pepsi Zero Sugar Rookie of the Week...Started at QB in his NFL debut, completing 22 passes on 33 attempts (66.7 pct.) for 311 yards and a TD with an INT (94.4 rating)...Ran the ball four times for 18 yards (4.5 avg.) and a TD...On his opening drive, capped off the drive with a four-yard TD run after rolling to the right from a play-action pass...Set up the TD run by completing a pass on third-and-four to RB Austin Ekeler to move the chains and get to the Kansas City four-yard line...Later in the first half, threw the first score of his career to WR Jalen Guyton, who also registered his first career score on the play, by lofting a pass perfectly to the back left corner of the end zone for a 14-yard score...Became the first player with a rushing TD and a passing score in the first half of an NFL debut since Bob Clatterbuck in 1954 for the New York Giants...The 311 yards were the fourth-most passing yards in an NFL debut since the 1970 NFL-AFL merger...Joined Cam Newton and Otto Graham as the only QBs with 300-plus passing yards and a rushing TD in an NFL debut...Had his first NFL completion in the first quarter in the right flat to rookie RB Joshua Kelley, who took the pass from behind the line of scrimmage for a 35-yard gain...In the third quarter, stood tall in the face of pressure on third-and-10 to perfectly loft a pass over the coverage of S Tyrann Mathieu and CB L'Jarius Sneed to WR Keenan Allen on a deep-crossing route for a 25-yard gain...Sustained the go-ahead drive midway through the fourth quarter by ducking out of the arms of LB Damien Wilson to throw a jump-pass to TE Hunter Henry in the middle of the field for a 19-yard gain...**vs. Carolina (Sept. 27):** Registered his second game with 300 passing yards, joining Kyler Murray and Cam Newton as the only QBs in NFL history with back-to-back games of 300-plus yards to start a career...Threw for 330 yards and a TD with an INT on 35-of-49 passing (71.4 pct.) for an 88.0 passer rating...Added 15 rushing yards on three attempts (5.0 avg.)...In the third quarter, rolled right on a play-action pass and found WR Mike Williams on the run for a 17-yard gain despite pressure from DE Stephen Weatherly...Scrambled for an 11-yard gain on third-and-six to keep a fourth quarter scoring drive alive...Later on, stepped up in the pocket to avoid pressure and tossed a perfectly placed ball over the coverage of LB Shaq Thompson to Keenan Allen in the back of the end zone for a 14-yard TD...**at Tampa Bay (Oct. 4):** Named Pepsi Zero Sugar Rookie of the Week following a fan vote...Completed 20 passes on 25 attempts (80.0 pct.) for 290 yards and three TDs with an INT for a career-high 137.9 passer rating...Tossed a 72-yard TD off his back foot to Jalen Guyton over CB Sean Murphy-Bunting in the third quarter, setting a career-long in the process...Also threw a 53-yard score to WR Tyron Johnson and a 19-yader to TE Donald Parham Jr., for the first receiving TDs of their respective careers...Threw the TD to Johnson in the first quarter, firing the play-action pass deep to the left over S Jordan Whitehead and S Antoine Winfield Jr. ...Scrambled for five yards to keep a drive alive in the second quarter on third-and-four by beating DL Ndamukong Suh to the corner and stepping out of bounds before a late hit penalty on Whitehead...Later on, identified a blitz to hit Joshua Kelley in the left flat for a 17-yard gain to move the chains on third-and-11 and continue a TD drive...Capped off the drive by tossing a jump ball along the left sideline for Parham to high-point the pass over Murphy-Bunting for a score...**at New Orleans (Oct. 12):** Voted by fans as the Pepsi Zero Sugar Rookie of the Week...Made his *Monday Night Football* debut and tossed four

TDs, the most by a rookie QB in *Monday Night Football* history...Threw three TDs in the first half, also the most-ever on *MNF* by a rookie...Threw for 264 yards and the four scores while completing 20 passes on 34 attempts (58.8 pct.) for a 122.7 passer rating...Carried the ball four times for eight yards (2.0 avg.)...On his first TD pass, extended the third-and-seven play by rolling from the pocket to the right, evading pressure of S Malcolm Jenkins and DE Cameron Jordan to throw on the run and find Keenan Allen in the front of the end zone...Placed the pass perfectly out of the reach of S Marcus Williams...The pass had a completion probability of 27.7 percent, the third-lowest of any TD pass in the NFL in Week 5...Led Mike Williams on a shallow crossing route in the second quarter for a four-yard TD in the back left corner of the end zone...Made the third TD pass of the day — and the second on third down — late in the first half, finding Hunter Henry on a corner-route in the back right corner of the end zone for a three-yard score...Tossed his final TD of the day to Williams, finding him deep down the right sideline on third-and-10 for a 64-yard score...At the end of regulation, lofted a jump ball down the left sideline for Williams to haul in...The pass had a 21.6 percent completion probability, the fourth-lowest among all passes for Week 5...**vs. Jacksonville (Oct. 25):** Tied a team record with his fourth Pepsi Zero Sugar Rookie of the Week in a fan vote...Registered his first career win as a starting QB...Became the second rookie in NFL history to throw three-plus TD passes in three consecutive games, joining Houston's Deshaun Watson (four straight in 2017)...Registered his third 300-yard game of the season and third three-TD game, finishing with 347 yards and three TDs on 27-of-43 passing (62.8 pct.) for a 111.3 passer rating...Added nine carries for 66 yards (7.3 avg.) and a TD, the most rushing yards in a single game by a QB in team history...The performance made him the first rookie QB in pro football history to register a win while throwing for 300 yards, three TDs, running for a score while tossing no INTs...The game marked his third straight with a passer rating of 110 or higher, tying for the second-longest streak by a rookie QB since the merger...Threw his first TD of the day on to Donald Parham Jr., perfectly placing the ball to the TE on a seam-route for the 22-yard score...Late in the third quarter, lofted a pass deep down the left sideline to TE Virgil Green who elevated over LB Joe Schobert to haul in the 26-yard TD despite suffering a season-ending injury on the play...Just a few minutes later, threw just over the coverage of CB Tre Herndon to hit Jalen Guyton in-stride for a 70-yard score...Capped off the third quarter by rolling right on second-and-goal before running and side-stepping Schobert for a five-yard TD run...Had a 31-yard scamper in the first quarter on a read-option play, the longest run by a Chargers QB since Mark Malone in 1988 (36 yards)...**at Denver (Nov. 1):** Voted by fans for the fifth time as Pepsi Zero Sugar Rookie of the Week...Tossed three TDs for the rookie record-tying fourth-straight game...Finished with 278 yards, the three scores and two INTs on 29-of-43 passing (67.4 pct.) for an 89.1 passer rating...Reached 15 TDs on the year and tied Deshaun Watson for the most passing scores through six career games by a rookie QB in NFL history...Added three rushing attempts for 21 yards (7.0 avg.)...Tossed his first score of the day to Keenan Allen on a nine-yard seam-route, placing the pass between LB Josey Jewell and S Justin Simmons...In the waning seconds of the first half, made a back-shoulder throw to Mike Williams with CB Michael Ojemudia in coverage to get inside the five-yard line...One play later, rolled right and hit FB Gabe Nabers for a two-yard score, marking the undrafted rookie's first career TD...Early in the third quarter, lofted a pass to Williams right over CB A.J. Bouye for a 24-yard TD...**vs. Las Vegas (Nov. 8):** Named Pepsi Zero Sugar Rookie of the Week following a fan vote, his sixth of the season...Registered his fourth career game with 300-plus yards...Saw his streak of games with three-plus TDs come to an end, but extended his streak of games with multiple scoring passes to a record-tying five-straight...Completed 28 passes on 42 attempts (66.7 pct.) for 326 yards and two TDs (105.9 rating)...Avoided pressure late in the first half by stepping up into the pocket, finding Keenan Allen on a post-route from the left slot for a 27-yard TD...Threw a third-quarter play-action pass perfectly down the left sideline to Tyron Johnson between the coverage of S Johnathan Abram and S Erik Harris...Tossed his second TD of the day in the fourth quarter, rolling right and throwing back across the field to the left flat, finding Gabe Nabers for the four-yarder...The performance marked his fourth of the year with a passer rating above 100...Ran for 24 yards on five attempts (4.8 avg.)...On the first play from scrimmage, pulled the ball from RB Justin Jackson on a read-option play for an 11-yard run...**at Miami (Nov. 15):** Set the all-time rookie record for consecutive games with multiple TD passes, doing so in his sixth-straight game...Saw his streak of starts with 250-plus passing yards to open a career stop at seven...Had 20 completions on 32 attempts (62.5 pct.) for 187 yards and two TDs with an INT (86.3 rating)...Threw his first score after rolling to his right and throwing two yards on the run to Hunter Henry in the back of the end zone...Late in the game on third-and-10, threw a 13-yard score off his back foot in the face of pressure to Keenan Allen on a shallow crossing route...Ran in his third TD of the season in the first half, finishing with 10 yards on four attempts (2.5 avg.)...The three rushing scores ranked third in team annals among QBs...**vs. N.Y. Jets (Nov. 22):** Voted by fans as the FedEx Air NFL Player of the Week and the Pepsi Zero Sugar Rookie of the Week...Tossed a single-season career-high 366 yards and three TDs while completing 37 passes on 49 attempts (75.5 pct.) for a 116.5 passer rating, his fourth game with a rating above 100 on the year...Extended his NFL rookie-record streak of games with multiple TD passes to seven and set the all-time rookie record with five performances of three-plus TDs...Tossed his first score in the opening seconds of the second quarter, hitting Mike Williams in-stride on a crossing route for a 39-yarder with CB Arthur Maulet trailing in coverage...Threaded the needle between LB Neville Hewitt and S Ashtyn Davis to Hunter Henry for a two-yard score later on in the quarter...In the third quarter, extended a third-and-goal play by rolling left and throwing on the

run against the grain to Keenan Allen in the back of the end zone perfectly out of the reach of CB Lamar Jackson...The game marked his fifth 300-yarder on the year, tying for the second-most 300-yard performances by a rookie QB in NFL history...Tossed his NFL-best sixth pass to go for 50-plus yards on the year...Helped set up the second score by launching a deep pass before getting hit to Johnson over Hewitt for a 54-yard gain...In the first half, threw for 277 yards, the most by a rookie QB in the last 40 seasons...Ran for 11 yards on the ground on two attempts (5.5 avg.)...**at Buffalo (Nov. 29):** Topped 300 yards for the sixth time on the season, tying with Andrew Luck for the most by a rookie QB in NFL history...Totaled 316 yards and a TD with an INT on 31-of-52 passing (59.6 pct.) for a 75.5 passer rating...Extended his streak of games to start a career with a TD pass to 10, the second-longest in NFL history...On the score, thread the five-yard pass on third-and-goal between the defense of LB Tremaine Edmunds and CB Tre'Davious White to Keenan Allen...The TD pass gave him 11 in November, the most in the month by a rookie in NFL history...In the third quarter, found Allen on a corner-route from the left slot, lofting the pass perfectly over CB Taron Johnson to convert the two-point attempt...Eclipsed 3,000 passing yards on the year, joining Patrick Mahomes (3,185) as the only players to do so through the first 10 starts of a career...Threw his seventh pass for 50-plus yards on the season, the most in a season by a rookie QB since at least 1991...Completed the deep ball on fourth-and-27 late in the game to Tyron Johnson for 55 yards after shaking the potential sack of DT Ed Oliver...**vs. New England (Dec. 6):** Completed 26 passes on 53 attempts (49.1 pct.) for 209 yards and two INTs (43.7 rating)...**vs. Atlanta (Dec. 13):** Passed for 243 yards and two TDs with an INT while completing 81.8 percent of his passes (36 for 44) for a 95.4 passer rating...Became the fourth rookie QB in history to toss 25 or more TDs...The game marked his eighth with multiple TD passes, tying for the second-most in a rookie campaign in NFL history...Registered his first career game-winning drive in the fourth quarter or overtime, leading the Bolts on a six-play, 49-yard drive ending in a 43-yard field goal by K Michael Badgley...It marked his first of three consecutive game-winning drives...Threw the first TD pass in the first quarter, stepping right and throwing off his back foot to Keenan Allen in the front right corner of the end zone for the 10-yard score...Late in the third quarter, extended a play to his right and threw on the run to hit Tyron Johnson for the game-tying, 12-yard TD...Set up the game-winning field goal with less than 20 seconds remaining by hitting Johnson on a corner-route along the left sideline for 22 yards, lofting the pass over CB Isaiah Oliver and underneath the coverage of S Keanu Neal...**at Las Vegas (Dec. 17):** Led the team on its second game-winning drive in as many weeks, scoring the game-winning TD in overtime...Set up his one-yard, game-winning TD run in overtime by standing tall despite pressure and unloading a deep pass for 53 yards to Jalen Guyton...Completed 22 passes on 32 attempts (68.8 pct.) for 314 yards and two TDs (121.1 rating) to register his seventh 300-yard performance of the year, setting the all-time rookie record for 300-yard passing games...Added four carries for 14 yards (3.5 avg.), including the game-winning TD run...Brought his season total to 27 TD passes, tying Cleveland QB Baker Mayfield (2018) for the most by a rookie in NFL history...The performance also marked his ninth with multiple passing scores on the year, also tying Mayfield's rookie record...Made his first TD pass in the first quarter, firing low to Hunter Henry on a seam-route for the 10-yard score...Stepped into a throw despite pressure in the waning seconds of the first half to Tyron Johnson on a corner-route for a 26-yard TD...**vs. Denver (Dec. 27):** Set the all-time rookie record with his 28th TD pass of the season...Hit Austin Ekeler in the left flat on the quick pass that the RB powered into the nine-yard score in the second quarter...Orchestrated his third-straight game-winning drive, leading the team on a six-play, 56-yard drive to set up a 37-yard field goal by Michael Badgley...Posted 21 completions on 33 attempts (63.6 pct.) for 253 yards and the TD (97.2 rating)...Reached 4,034 yards on the season, joining Patrick Mahomes (4,584) as the only two players in history to eclipse 4,000 passing yards through the first 14 starts of a career...Ran for 26 yards on four carries (6.5 avg.)...Waited for a third-and-eight play to develop late in the first half to find Jalen Guyton open down the left sideline for a 29-yard gain...In the third quarter, scrambled to the left away from a blitz to gain 10 yards on the ground and move the chains on fourth-and-eight...**at Kansas City (Jan. 3):** Completed 71.0 percent of his passes (22-of-31) for 302 yards and three TDs for a 134.1 passer rating, the second-highest rating of his career...Added a one-yard TD run, finishing with nine yards on six carries (1.5 avg.)...Hit RB Justin Jackson on an angle-route to convert the two-point try after his TD run late in the first half...Reached 31 passing TDs, 36 total TDs and 396 completions on the year, setting all-time rookie records in the process...In the first quarter, stepped out of pressure and improvised, throwing to Donald Parham Jr., in the left flat for an eight-yard TD after Parham side-stepped a defender...At 22 years, 299 days old, became the youngest player in NFL history to register a throw 30 TDs in a single season...Threw the 30th TD of the season on a screen pass to Austin Ekeler in the left flat for a four-yard score...Found Mike Williams for his third TD pass of the day on a deep pass down the left sideline for a 48-yarder...The performance was his eighth of 300-plus yards and his sixth with three or more TD passes — both of which set single-season records for rookie QBs...It was also his seventh of the year with a passer rating of 100.0 or better, good for the fifth-most by a rookie in NFL history...Side-stepped the blitz in the fourth quarter and hit Tyron Johnson along the right sideline, who turned upfield and runs for a 27-yard gain.

COLLEGE: Over four seasons (2016-19) at Oregon, appeared in 44 career games and finished as the program's all-time record-holder in completions (827) and attempts (1,293) while ranking No. 2 in passing yards (10,541), passing touchdowns (95) and 300-yard performances

(nine)...Was awarded the William V. Campbell Trophy, better known as the Academic Heisman, following his senior season...Earned second-team All-Pacific-12 recognition from *The Associated Press* and Pro Football Focus...That year, started all 14 games, leading the Ducks to a come-from-behind win in the Rose Bowl win over Wisconsin by rushing for three TDs, winning Rose Bowl MVP honors...Completed 286 passes on 428 attempts (66.8 pct.) for 3,471 yards and 32 TDs with six INTs (156.8 efficiency rating)...Ran for four TDs on the season, tying the program bowl game record with the three rushing scores in Pasadena, Calif. ...Quarterbacked the team to its third Pacific-12 Championship Game win...Started the season with 14 TDs and no INTs, the most TD passes through the first four games of a season in program history...As a junior, started all 13 games, throwing a TD pass in each while serving as a team captain in four...Finished the year with 3,151 yards, becoming the fifth player in program history to eclipse 3,000 in a season...Tossed 29 TDs, including 12 in a three-game span...Became the first true freshman at Oregon to start at QB since 1983, making seven starts in nine games played...Threw for 19 TDs while rushing for two... Earned national acclaim for his performance at California in his third start, throwing for 258 yards and six TDs, winning Pac-12 Offensive Player of the Week.

PERSONAL: Given name Justin Patrick Herbert... Born in Eugene, Ore. ...Has been involved with KIDSPORTS, a non-profit in Eugene, Ore., that helps fund and run youth sports programs...Was a teacher's assistant as a sophomore at Oregon for a biology class...Grandfather, Rich, played WR at Oregon...Father, Mark, played WR at Montana... Brother, Mitchell, played WR at Montana State... Younger brother, Patrick, plays TE at Oregon... Was high school teammates with Kellen Strahm, who was selected in the fifth round of the 2019 MLB Draft by the Texas Rangers...Uncle, Kent, served in the Air Force...Co-founded a fishing club in high school, which still exists...Enjoys golfing and fishing...Lists one of his favorite college courses as organic chemistry...Earned a degree in biology from Oregon...**High School:** Recognized as first-team 6A All-State as a senior at Sheldon High in Eugene, Ore. ...Led the team to the state semifinals with 3,130 passing yards and 37 TDs while completing 66.5 percent of his passes and running for 543 yards and 10 TDs... Named Southwest Conference Offensive Player of the Year in his final prep season...Threw for 10 TD passes in the first two games of his junior year before suffering a season-ending leg injury... Lettered in basketball and baseball, earning second-team All-State recognition during his senior season as a pitcher when the team won the 6A state title.

JUSTIN HERBERT NFL STATISTICS

REGULAR SEASON PASSING

Year	Team	GP	GS	Att	Cmp	Pct.	Yds	Y/A	TD	Int	Lg	Sk	Lost	Rating
2020	Los Angeles Chargers	15	15	595	396	66.6	4,336	7.3	31	10	72t	32	218	98.3
2021	Los Angeles Chargers	17	17	672	443	65.9	5,014	7.5	38	15	72t	31	214	97.7
2022	Los Angeles Chargers	17	17	699	477	68.2	4,739	6.8	25	10	55	38	206	93.2
2023	Los Angeles Chargers	13	13	456	297	65.1	3,134	6.9	20	7	60	29	233	93.2
2024	Los Angeles Chargers	17	17	504	332	65.9	3,870	7.7	23	3	66t	41	244	101.7
NFL Totals		**79**	**79**	**2,926**	**1,945**	**66.5**	**21,093**	**7.2**	**137**	**45**	**72t**	**171**	**1,115**	**96.7**

POSTSEASON PASSING

Year	Team	GP	GS	Att	Cmp	Pct.	Yds	Y/A	TD	Int	Lg	Sk	Lost	Rating
2022	Los Angeles Chargers	1	1	43	25	58.1	273	6.3	1	0	25	3	20	84.7
2024	Los Angeles Chargers	1	1	32	14	43.8	242	7.6	1	4	86t	4	31	40.9
Postseason Totals		**2**	**2**	**75**	**39**	**52.0**	**515**	**6.9**	**2**	**4**	**86t**	**7**	**51**	**60.7**

REGULAR SEASON RUSHING

Year	Team	Att	Yds	Avg.	Lg	TD
2020	Los Angeles Chargers	55	234	4.3	31	5
2021	Los Angeles Chargers	63	302	4.8	36	3
2022	Los Angeles Chargers	54	147	2.7	23	0
2023	Los Angeles Chargers	52	228	4.4	35	3
2024	Los Angeles Chargers	69	306	4.4	41	2
NFL Totals		**293**	**1,217**	**4.2**	**41**	**13**

POSTSEASON RUSHING

Year	Team	Att	Yds	Avg.	Lg	TD
2022	Los Angeles Chargers	3	12	4.0	13	0
2024	Los Angeles Chargers	0	0	0.0	—	0
Postseason Totals		**3**	**12**	**4.0**	**13**	**0**

CHRISTOPHER HINTON

98 | DEFENSIVE LINEMAN | MICHIGAN
6-4 | 310 LBS | JOHNS CREEK, GA.
ACQUIRED: FA —'22
EXPERIENCE: 5TH NFL SEASON
1ST YEAR WITH CHARGERS

CAREER HIGHLIGHTS

- *Appeared in seven games over three seasons with the Los Angeles Chargers.*
- *Turned in 13 tackles (five solo) and a quarterback hit.*

2024: Spent the 2024 season on the Bolts' practice squad.

2023: Appeared in three games, totaling 10 tackles (four solo)...Inactive (healthy scratch) each of the first seven games, before being waived prior to Week 9...Signed back to the club's practice squad prior to Week 10...Made season debut in Week 15 against the Raiders on *Thursday Night Football*...Elevated from the practice squad for the Week 17 matchup at Denver...**at Las Vegas (Dec. 14):** Totaled a career-high four tackles (one solo) in run support in his first game action of the season...**at Denver (Dec. 31):** Secured two tackles in run support in th road divisional matchup... **vs. Kansas City (Jan. 7):** Matched a single-game career-best four tackles, including three solo stops.

COLLEGE: In three seasons at Michigan (2019-21), played in 32 games and made 19 starts for the Wolverines...Tallied 55 tackles (28 solo) with two sacks for 11 yards, a forced fumble, two recoveries, and 3.5 tackles for loss...Started in all 14 games for Michigan in his final season with the program, tallying 32 total tackles (18 solo), a tackle for loss, a sack, a forced fumble and two recoveries...Named honorable mention All-Big Ten in 2021 by coaches and media.

PERSONAL: Given name Christopher Lawrence Hinton...Born in Johns Creek, Ga. ...Father, Chris Hinton, was a five-time Associated Press All-Pro and seven-time Pro Bowl offensive lineman with Indianapolis, Atlanta and Minnesota...Studied political science at Michigan and plans to finish his degree over the next few years...High School: Attended Greater Atlanta Christian School in Norcross, Ga. ...Elected team captain his senior year...Was invited to play in the U.S. Army All-American Bowl...Named to the Gwinnett County's Super 6 list in 2018 and named the Defensive Lineman of the Year...Rated as a five-star recruit coming out of high school by Rivals.com, as well as being rated as a four-star prospect by ESPN and 247.com.

CHRISTOPHER HINTON NFL STATISTICS

				— Tackles —						— Interceptions —					— Fumbles —		
Year	Team	GP	GS	Total	Solo	Asst	Sacks	Yds	TFL	No.	Yds	Lg	TD	PD	FF	FR	Yds
2022	Los Angeles Chargers	4	0	3	1	2	0.0	0	0	0	0	—	0	0	0	0	0
2023	Los Angeles Chargers	3	0	10	4	6	0.0	0	0	0	0	—	0	0	0	0	0
NFL Totals		**7**	**0**	**13**	**5**	**8**	**0.0**	**0**	**0**	**0**	**0**	**0**	**0**	**0**	**0**	**0**	**0**

DONTE JACKSON

26 | CORNERBACK | LOUISIANA STATE
5-10 | 180 LBS | METAIRIE, LA.
ACQUIRED: UFA (PIT) — 2025
EXPERIENCE: 8TH NFL SEASON
1ST YEAR WITH CHARGERS

CAREER HIGHLIGHTS

- *Enters his eighth professional season with the Los Angeles Chargers having competed in 96 games with 92 starts, including the playoffs, with the Carolina Panthers (2018-23) and Pittsburgh Steelers (2024).*
- *Totaled 340 tackles (275 solo), 17 tackles for loss, 1.0 sack, one quarterback hit, 19 interceptions with a pick-six, 54 passes defensed, three forced fumbles and three recoveries.*
- *Recorded a career-high five interceptions in 2024 to lead Pittsburgh and rank tied for sixth in the NFL.*
- *Totaled a career-high six takeaways in 2024, ranking third in the NFL.*
- *Picked off Matthew Stafford in Week 6 of the regular season and returned it 30 yards to record his first career interception returned for a touchdown.*
- *Ranks tied for fourth in interceptions (14) and fifth in passes defensed (46) in Carolina's record books.*
- *Became the first player in Panthers history to return a two-point conversion attempt for a defensive score, intercepting Drew Brees in Week 15 of the 2018 season and returning it 98 yards.*
- *Originally entered the NFL as a second-round pick (55th overall) in the 2018 NFL Draft by Carolina.*

2024: Started all 16 games at CB for Pittsburgh, including the playoffs, tallying 38 tackles (28 solo), five INTs, two tackles for loss and one fumble recovery...**at Atlanta (Sept. 8):** Posted a pair of tackles (one solo), one INT and two passes defensed...Picked off Kirk Cousins and returned it 49 yards to seal the win...**at Denver (Sept. 15):** Tallied three tackles (one solo) and one tackle for loss...**vs. Los Angeles Chargers (Sept. 22):** Recorded a season-high five tackles (two solo)...**at Indianapolis (Sept. 29):** Tallied three solo tackles and one pass defensed...**vs. Dallas (Oct. 6):** Logged four solo tackles, one INT and one pass defensed...Picked off Dak Prescott for a two-yard return...**at Las Vegas (Oct. 13):** Logged one solo tackle, one INT and two passes defensed...Jumped in front of an Aidan O'Connell pass intended for Brock Bowers and returned the INT for 24 yards...**vs. New York Jets (Oct. 20):** Posted a pair of solo tackles and one tackle for loss...**vs. New York Giants (Oct. 28):** Tallied four tackles (two solo)...**at Washington (Nov. 10):** Logged two tackles (one solo)...**vs. Baltimore (Nov. 17):** Started at LCB...**at Cleveland (Nov. 21):** Tallied three solo tackles, one INT, one fumble recovery and one pass defensed...Recovered a Jameis Winston fumble...Intercepted a Jameis Winston pass intended for Elijah Moore and brought it back two yards...**at Cincinnati (Dec. 1):** Recorded one INT and one pass defensed...Jumped a route by Tee Higgins to intercept a Joe Burrow pass and returned it 11 yards...**vs. Cleveland (Dec. 8):** Tallied two tackles (one solo)...**at Philadelphia (Dec. 15):** Logged three solo tackles...**vs. Kansas City (Dec. 25):** Recorded four solo tackles...**at Baltimore (Jan. 11):** Contributed two tackles (one solo) in the AFC Wild Card.

2023: Started all 16 games for Carolina totaling 59 tackles (49 solo), five passes defensed, five tackles for loss and one forced fumble...**at Atlanta (Sept. 10):** Logged one solo tackle...**vs. New Orleans (Sept. 18):** Recorded six tackles (five solo)...**at Seattle (Sept. 24):** Tallied three solo tackles and one tackle for loss...**vs. Minnesota (Oct. 1):** Logged one solo tackle...**at Miami (Oct. 15):** Recorded four solo tackles...**vs. Houston (Oct. 29):** Contributed five solo tackles, one tackle for loss and one fumble recovery...Forced the ball out of the hands of Andrew Beck...**vs. Indianapolis (Nov. 5):** Recorded five tackles (four solo)...**at Chicago (Nov. 9):** Contributed a season-high seven tackles (five solo) and two passes defensed...**vs. Dallas (Nov. 19):** Tallied five tackles (four solo)...**at Tennessee (Nov. 26):** Logged four tackles (three solo)...**at Tampa Bay (Dec. 3):** Posted a pair of solo tackles and two passes defensed...**at New Orleans (Dec. 10):** Logged one tackle...**vs. Atlanta (Dec. 17):** Tallied three solo tackles and one tackle for loss...**vs. Green Bay (Dec. 24):** Logged one tackle and one pass defensed...**at Jacksonville (Dec. 31):** Contributed four tackles (three solo) and two tackles for loss...**vs. Tampa Bay (Jan. 7):** Tied season-high seven tackles (six solo).

2022: Saw action in nine games with Carolina, starting in all of them, totaling 35 tackles (32 solo), two INTs, one TD, three passes defensed and one tackle for loss...**vs. Cleveland (Sept. 11):** Tallied four solo tackles...**at New York Giants**

(Sept. 18): Posted a pair of solo tackles and one tackle for loss...**vs. New Orleans (Sept. 25):** Tallied three solo tackles...**vs. Arizona (Oct. 2):** Logged three solo tackles...**vs. San Francisco (Oct. 9):** Contributed four tackles (three solo)...**at Los Angeles Rams (Oct. 16):** Recorded two solo tackles and one INT, one TD and one pass defensed...Intercepted a Matthew Stafford pass and returned it for a 30-yard touchdown...**vs. Tampa Bay (Oct. 23):** Contributed a season-high 10 solo tackles...**at Atlanta (Oct. 30):** Logged four tackles (three solo), one INT and one pass defensed...Picked off a Marcus Mariota pass intended for Damiere Byrd two plays into the game...**vs. Atlanta (Nov. 10):** Tallied three tackles (two solo) and one pass defensed.

2021: Started in all 12 games he appeared in with Carolina logging 61 tackles (50 solo), two INTs, 10 passes defensed, three tackles for loss and one forced fumble...**vs. New York Jets (Sept. 12):** Recorded seven tackles (five solo) and one pass defensed...**vs. New Orleans (Sept. 19):** Tallied three solo tackles and one tackle for loss...**at Houston (Sept. 23):** Recorded six tackles (five solo) and one tackle for loss...**at Dallas (Oct. 3):** Logged one solo tackle and one pass defensed...**vs. Philadelphia (Oct. 10):** Recorded six tackles (four solo), one INT, one forced fumble and one pass defensed...Punched the ball out of DeVonta Smith's hands on third-and-five...Picked off a pass from Jalen Hurts intended for Zach Ertz...**vs. Minnesota (Oct. 17):** Recorded five solo tackles, one tackle for loss and one pass defensed...**at New York Giants (Oct. 24):** Tallied four solo tackles and one pass defensed...**at Atlanta (Oct. 31):** Posted a pair of solo tackles and one pass defensed...**vs. New England (Nov. 7):** Logged three tackles (one solo)...**at Arizona (Nov. 14):** Logged four tackles (three solo), one INT and two passes defensed...Intercepted a Colt McCoy pass intended for Antoine Wesley and returned it for 21 yards...**vs. Washington (Nov. 21):** Recorded nine tackles (seven solo) and one pass defensed...**at Miami (Nov. 28):** Contributed a season-high 11 tackles (10 solo) and one pass defensed.

2020: Saw action in 14 games with Carolina, starting in 13, logging 34 tackles (22 solo), three INTs, 11 passes defensed and one tackle for loss...**vs. Las Vegas (Sept. 13):** Started at CB...**at Tampa Bay (Sept. 20):** Tallied three tackles (one solo), one INT and one pass defensed...Picked off a Tom Brady pass intended for Rob Gronkowski and returned it for 44 yards to set up an eventual score...**at Los Angeles Chargers (Sept. 27):** Logged one solo tackle, one INT and two passes defensed...Jumped in front of a Justin Herbert pass intended for Keenan Allen and returned it 66 yards...**vs. Arizona (Oct. 4):** Recorded five tackles (two solo) and one pass defensed...**at Atlanta (Oct. 11):** Started at CB...**vs. Chicago (Oct. 18):** Posted a pair of solo tackles and one pass defensed...**at New Orleans (Oct. 25):** Started at CB...**vs. Atlanta (Oct. 29):** Tallied three solo tackles, one INT and one pass defensed...Picked off a pass thrown by Matt Ryan intended for Calvin Ridley...**at Kansas City (Nov. 8):** Posted a pair of solo tackles...**vs. Tampa Bay (Nov. 15):** Logged two tackles (one solo)...**vs. Denver (Dec. 13):** Tallied three tackles (two solo), one tackle for loss and two passes defensed...**at Green Bay (Dec. 19):** Recorded five tackles (three solo)...**at Washington (Dec. 27):** Logged three solo tackles and two passes defensed...**vs. New Orleans (Jan. 3):** Contributed five tackles (two solo) and one pass defensed.

2019: Started in 10 out of 13 games played for Carolina tallying 40 tackles (32 solo), three INTs, one tackle for loss, two fumble recoveries and eight passes defensed...**vs. Los Angeles Rams (Sept. 8):** Tallied three solo tackles and one pass defensed...**vs. Tampa Bay (Sept. 12):** Logged a season-high six tackles (four solo) and one fumble recovery...Recovered a muffed punt from Ray-Ray McCloud...**at Arizona (Sept. 22):** Recorded five solo tackles, two INTs, one tackle for loss and two passes defensed...Picked off a Kyler Murray pass intended for Larry Fitzgerald and returned it for 25 yards...Jumped in front of another Kyler Murray pass intended for Damiere Byrd...**at San Francisco (Oct. 27):** Posted a pair of solo tackles...**vs. Tennessee (Nov. 3):** Logged one solo tackle, one INT, one fumble recovery and one pass defensed...Recovered a loose ball from Dion Lewis...Picked off Ryan Tannehill intended for A.J. Brown...**at Green Bay (Nov. 10):** Contributed five solo tackles and three passes defensed...**vs. Atlanta (Nov. 17):** Logged four solo tackles...**at New Orleans (Nov. 24):** Tallied three tackles and one pass defensed...**vs. Washington (Dec. 1):** Logged two tackles...**at Atlanta (Dec. 8):** Logged four solo tackles...**vs. Seattle (Dec. 15):** Recorded four tackles (three solo)...**at Indianapolis (Dec. 22):** Saw action on defense...**vs. New Orleans (Dec. 29):** Tallied one solo tackle.

2018: Started all 16 games he appeared in for the Panthers recording 73 tackles (62 solo), 1.0 sack, four INTs, nine passes defensed, one QB hit, four tackles for loss and one forced fumble...**vs. Dallas (Sept. 9):** Recorded five tackles (four solo)...**at Atlanta (Sept. 16):** Tallied seven solo tackles, one INT, one forced fumble and one pass defensed...Punched the ball out of Tevin Coleman's hands...Jumped in front of pass intended for Julio Jones thrown by Matt Ryan...**vs. Cincinnati (Sept. 23):** Second straight week of seven solo tackles, two INTs and two passes defensed...Intercepted a pass from Andy Dalton intended for John Ross...Jumped in front of another Andy Dalton pass intended for John Ross on second-and-20...**vs. New York Giants (Oct. 7):** Recorded six tackles (five solo)...**at Washington (Oct. 14):** Posted a pair of solo tackles and two passes defensed...**at Philadelphia (Oct. 21):** Logged one solo tackle...**vs. Baltimore (Oct. 28):** Tallied three tackles (two solo), 1.0 sack, one QB hit, one tackle for loss and one pass defensed...Wrapped up Joe Flacco for a loss of eight on the Baltimore 45-yard line...**vs. Tampa Bay (Nov. 4):** Recorded five solo tackles, one INT and one

pass defensed...Picked off a Ryan Fitzpatrick ball intended for DeSean Jackson...**at Pittsburgh (Nov. 8):** Logged four solo tackles and two tackles for loss...**at Detroit (Nov. 18):** Tallied one solo tackle...**vs. Seattle (Nov. 25):** Logged one tackle...**at Tampa Bay (Dec. 2):** Recorded six solo tackles...**at Cleveland (Dec. 9):** Contributed 10 tackles (eight solo) and one pass defensed...**vs. New Orleans (Dec. 17):** Logged three tackles (two solo), one tackle for loss and one pass defensed...**vs. Atlanta (Dec. 23):** Tallied three tackles (two solo)...**at New Orleans (Dec. 30):** Recorded nine tackles (six solo).

COLLEGE: Over three seasons at Louisiana State (2015-17), appeared in 37 games...Totaled 114 tackles (85 solo), five tackles for loss, a sack, four interceptions, 20 pass breakups, a forced fumble and a recovery...Was a top sprinter for the Tigers' track and field team...Broke out in the 2016 indoor season by running the 60-meter dash in 6.63 seconds, ranking fourth in program history...Crowned a Southeastern Conference Champion as the lead leg in a 4x100-meter relay in 2017, winning the conference title with a time of 38.71 seconds.

PERSONAL: Given name Donte Jackson...Born in Metairie, La. ...Majored in general business at LSU...High School: Attended Riverdale High School in Jefferson La. ...Premier sprinter at Riverdale High School...Swept Class 4A state titles in the 100-meter and 200-meter dashes during his junior season in 2014 and senior season in 2015 at the Louisiana High School Athletics Association Class 4A Outdoor State Track & Field Championships... A double gold medalist for the first time at the Class 4A state meet after running in the 100 meters and 200 meters in the finals in 2014 ... Defended his titles with a career-best time in the 100 meters and a personal-best time in the 200 meters as a senior at Riverdale High School in 2015 ... Also swept District 9-4A and Region 3-4A titles in both the 100 meters and 200 meters during both his junior and senior seasons at Riverdale High School...Rated a five-star football recruit by 247Sports and Scout.com and a four-star recruit by Rivals.com and ESPN...Ranked as the No. 10 overall football recruit nationally by 247Sports and the No. 5-ranked cornerback prospect by Scout.com...Selected as a U.S. Army All-American to finish his high school football career ... Member of The Advocate's 2015 Super Dozen in the Class of 2015...Made 59 tackles with five tackles for loss on the defensive side of the field during his senior season at Riverdale High School...Totaled 1,637 total yards and 20 touchdowns on the offensive side of the ball during his junior season in 2014.

DONTE JACKSON NFL STATISTICS

				— Tackles —						— Interceptions —					— Fumbles —		
Year	**Team**	**GP**	**GS**	**Total**	**Solo**	**Asst**	**Sacks**	**Yds**	**TFL**	**No.**	**Yds**	**Lg**	**TD**	**PD**	**FF**	**FR**	**Yds**
2018	Carolina	16	16	73	62	11	1.0	8	4	4	0	0	0	9	1	0	0
2019	Carolina	13	10	40	32	8	0.0	0	1	3	25	0	0	8	0	2	0
2020	Carolina	14	13	34	22	12	0.0	0	1	3	110	66	0	11	0	0	0
2021	Carolina	12	12	61	50	11	0.0	0	3	2	21	21	0	10	1	0	0
2022	Carolina	9	9	35	32	3	0.0	0	1	2	30	30t	1	3	0	0	0
2023	Carolina	16	16	59	49	10	0.0	0	5	0	0	—	0	5	1	0	0
2024	Pittsburgh	15	15	38	28	10	0.0	0	2	5	88	49	0	8	0	1	0
NFL Totals		**95**	**91**	**340**	**275**	**65**	**1.0**	**8**	**17**	**19**	**274**	**66**	**1**	**54**	**3**	**3**	**0**

POSTSEASON				— Tackles —						— Interceptions —					— Fumbles —		
Year	**Team**	**GP**	**GS**	**Total**	**Solo**	**Asst**	**Sacks**	**Yds**	**TFL**	**No.**	**Yds**	**Lg**	**TD**	**PD**	**FF**	**FR**	**Yds**
2024	Pittsburgh	1	1	2	1	1	0.0	0	0	0	0	—	0	0	0	0	0
Postseason Totals		**1**	**1**	**2**	**1**	**1**	**0.0**	**0**	**0**	**0**	**0**	**—**	**0**	**0**	**0**	**0**	**0**

JAQUAE JACKSON

27 | WIDE RECEIVER | RUTGERS
6-1 | 184 LBS | PITTSBURGH, PA.
ACQUIRED: FA —'25
EXPERIENCE: 2ND NFL SEASON
1ST YEAR WITH CHARGERS

2024: Signed as an undrafted free agent with the Atlanta Falcons out of Rutgers before he was picked up by the New England Patriots shortly before the season...Spent the 2024 season on IR after suffering a season-ending knee injury.

COLLEGE: Began his college career at the California University of Pennsylvania, seeing action in three seasons (2019, '21-22), earning Division II All-America honors in 2022 before transferring to Rutgers for the 2023 season... During his All-American season for the Vulcans, Jackson recorded 77 catches for 1,178 yards and 13 touchdowns...A year later with the Scarlet Knights, he started 12-of-13 games at wide receiver, totaling 22 catches for 361 yards (16.4 avg.) and a touchdown.

PERSONAL: Studied education at Rutgers... Bron in Pittsburgh, Pa...**High School:** Attended Serra Catholic High School in Gardena, Calif.... Named first-team all-state at defensive back and second-team all-state as an athlete in 2017... Earned first-team all-conference honors at defensive back and second-team all-conference status at wide receiver as a senior...Received all-conference accolades at wide receiver in 2016...Named to Daily News Dynamic 33 as a sophomore...Tabbed a Mon Valley Independent-Bee Graphix Finest 25 All-Star.

JAQUAE JACKSON NFL STATISTICS

				— Receiving —					— Rushing —					Scrimmage
Year	Team	GP	GS	No.	Yds	Avg.	Lg	TD	Att	Yds	Avg.	Lg	TD	Yards
2024	New England			— Injured Reserve —										
NFL Totals		**0**	**0**	**0**	**0**	**—**	**—**	**0**	**0**	**0**	**—**	**—**	**0**	**0**

ANDRE JAMES

78 | CENTER | UCLA
6-4 | 300 LBS | HERRIMAN, UTAH
ACQUIRED: FA — 2025
EXPERIENCE: 7TH NFL SEASON
1ST YEAR WITH CHARGERS

CAREER HIGHLIGHTS

- *Enters his seventh NFL season having appeared in 90 games with 61 starts, including the postseason, with the Oakland and Las Vegas Raiders.*
- *Started all 17 games at center in 2021, directing a line that allowed Derek Carr to pass for a career and franchise-record 4,804 yards.*
- *In 2022, he started 15 games and helped the Raiders offense record 2,059 rushing yards — a single-season high since the franchise's move to Las Vegas and most since the 2011 season.*

2024: Started in 11 out of 13 games played in at C with Las Vegas...**at Los Angeles Chargers (Sept. 8):** Started at C...**at Baltimore (Sept. 15):** Started at C...**vs. Carolina (Sept. 22):** Started at C...Kept Aidan O'Connell upright to earn a 120.8 passer rating...**vs. Cleveland (Sept. 29):** Started at C...**at Denver (Oct. 6):** Started at C...**vs. Kansas City (Oct. 27):** Started at C... Protected Gardner Minshew who posted a 117.9 passer rating...**vs. Denver (Nov. 24):** Saw action on offense and special teams...**vs. Atlanta (Dec. 16):** Saw action on offense and special teams... **vs. Jacksonville (Dec. 22):** Started at C...Helped keep Aidan O'Connell earn 257 yards through the air...**at New Orleans (Dec. 29):** Started at C... Kept Aidan O'Connell upright to throw for 242 yards and two TDs...**vs. Los Angeles Chargers (Jan. 5):** Started at C...Helped Aidan O'Connell throw for two touchdowns.

2023: Started in all 16 games he appeared in at C with Las Vegas...**at Denver (Sept. 10):** Started at C...**at Buffalo (Sept. 17):** Started at C...**vs. Pittsburgh (Sept. 24):** Kept Jimmy Garoppolo upright to throw for 324 yards...**at Los Angeles Chargers (Oct. 1):** Helped Josh Jacobs cross the goal line for a score...**vs. Green Bay (Oct. 9):** Opened running lanes for Josh Jacobs to get into the end zone...**vs. New England (Oct. 15):** Started at C...**at Chicago (Oct. 22):** Started at C...**at Detroit (Oct. 30):** Started at C...**vs. New York Giants (Nov. 5):** Opened running lanes for Josh Jacobs to rush for 98 yards and two TDs...**vs. New York Jets (Nov. 12):** Helped Josh Jacobs rush for 116 yards...**at Miami (Nov. 19):** Started at C...**vs. Kansas City (Nov. 26):** Helped Josh Jacobs rush for 110 yards and a score...**vs. Minnesota (Dec. 10):** Started at C...**at Kansas City (Dec. 25):** Started at C...**at Indianapolis (Dec. 31):** Started at C...**vs. Denver (Jan. 7):** Started at C.

2022: Started in all 15 games he played in at C with Las Vegas...**at Los Angeles Chargers (Sept. 11):** Kept Derek Carr upright to throw for 295 yards and two scores...**vs. Denver (Oct. 2):** Helped Josh Jacobs rush for 144 yards and two TDs...**at Kansas City (Oct. 10):** Helped Josh Jacobs reach over 150 rushing yards (154) with a score on the ground...**vs. Houston (Oct. 23):** Helped Josh Jacobs top the century mark on the ground for the third week in a row with three TDs...**at New Orleans (Oct. 30):** Started at C...**at Jacksonville (Nov. 6):** Protected Derek Carr as he threw for 259 yards and two TDs...**vs. Indianapolis (Nov. 13):** Kept Derek Carr upright to throw for 248 yards and two TDs...**at Denver (Nov. 20):** Opened up running lanes for Josh Jacobs to top the century mark for the fourth time during the season...**at Seattle (Nov. 27):** Helped Josh Jacobs earn 229 yards and two TDs on the ground...**vs. Los Angeles Chargers (Dec. 4):** Helped Josh Jacobs top the century mark for the sixth time during the season...**at Los Angeles Rams (Dec. 8):** Opened up running lanes for Josh Jacobs to tally 99 yards on the ground...**vs. New England (Dec. 18):** Protected Derek Carr as he threw for three TDs...**at Pittsburgh (Dec. 24):** Started at C...**vs. San Francisco (Jan. 1):** Helped Josh Jacobs cross the goal line for his 12th TD of the season...**vs. Kansas City (Jan. 7):** Started at C.

2021: Started in all 18 games he appeared in at C with Las Vegas, including the playoffs...**vs. Baltimore (Sept. 13):** Protected Derek Carr as he threw for 435 yards and two TDs...**at Pittsburgh (Sept. 19):** Kept Derek Carr upright as he threw for 382 yards and two TDs...**vs. Miami (Sept. 26):** Kept Derek Carr upright as he threw for over 350 yards for the third straight week in a row... **vs. Los Angeles Chargers (Oct. 4):** Protected Derek Carr as he threw for two TDs...**vs. Chicago (Oct. 10):** Pushed Josh Jacobs across the goal line for a score...**at Denver (Oct. 17):** Kept Derek Carr upright as he earned a 134.4 passer rating after throwing for 341 yards and two TDs...**vs. Philadelphia (Oct. 24):** Helped Derek Carr throw for 323 yards and two TDs with a 113.6 passer rating...**at New York Giants (Nov. 7):** Protected Derek Carr as he threw for 296 yards...**vs. Kansas City (Nov. 14):** Kept Derek Carr upright as he

threw for two TDs...**vs. Cincinnati (Nov. 21):** Started at C...**at Dallas (Nov. 25):** Helped Derek Carr throw for 373 yards and earn a 101.8 passer rating...**vs. Washington (Dec. 5):** Started at C...**at Kansas City (Dec. 12):** Started at C...**at Cleveland (Dec. 20):** Started at C...**vs Denver (Dec. 26):** Helped Josh Jacobs rush for 129 yards...**at Indianapolis (Jan. 2):** Kept Derek Carr upright to throw for a season-high 77.4% completion percentage...**vs. Los Angeles Chargers (Jan. 9):** Opened up running lanes for Josh Jacobs to tally 132 yards and one score...**at Cincinnati (Jan. 15):** Kept Derek Carr upright as he threw for 310 yards in the AFC Wild Card.

2020: Saw action on offense and special teams in 16 games with Las Vegas.

2019: Played in 12 games on offense and special teams, starting in one, with Oakland...**vs. Detroit (Nov. 3):** Started at C...Kept Derek Carr upright as he threw for 289 yards and two TDs.

COLLEGE: After redshirting in 2015, James was a three-year letterman for the UCLA Bruins (2016-18), starting the final 22 games of his career at right tackle...Was part of a line that improved the rushing offense by more than 40 yards per game in 2018, helping pave the path for running back Joshua Kelley to six 100-yard rushing games and total 1,243 yards and 12 touchdowns on the ground.

PERSONAL: Born in Herriman, Utah...**High School:** Attended Herriman High School in Herriman, Utah...Listed as a four-star recruit by Scout.com...Ranked as the No. 192 player in the nation according to the Scout 300 list...The No. 177 recruit in the nation according to ESPN.com...A USA Today All-Utah Team selection...A PrepStar All-American...Listed as the No. 15 offensive tackle in the nation and the third-ranked recruit in Utah by ESPN...Named a four-star recruit by Rivals.com and the third-ranked player in the state of Utah...Also a member of the track and field teams at his school...was a multiple time state champion in shot put, surpassing the 61-foot mark during his senior year.

ANDRE JAMES NFL GAMES

Year	Team	GP	GS
2019	Oakland	12	1
2020	Las Vegas	16	0
2021	Las Vegas	17	17
2022	Las Vegas	15	15
2023	Las Vegas	16	16
2024	Las Vegas	13	11
NFL Totals		**89**	**60**

POSTSEASON

Year	Team	GP	GS
2021	Las Vegas	1	1
Postseason Totals		**1**	**1**

DERWIN JAMES JR.

3 | SAFETY | FLORIDA STATE
6-2 | 215 LBS | HAINES CITY, FLA.
ACQUIRED: D1 —'15
EXPERIENCE: 8TH NFL SEASON
8TH YEAR WITH CHARGERS

CAREER HIGHLIGHTS

- *A four-time Pro Bowl selection (2018, '21-22, '24 seasons), including as a rookie in the 2018 season after receiving the most votes at FS in the AFC and be the first Chargers rookie to be named a starter in the Pro Bowl since 2005 (LB Shawne Merriman).*
- *Named a first-team All-Pro by The Associated Press at safety following his rookie season, the first Chargers rookie to earn the recognition in over 20 seasons (P Darren Bennett, 1995).*
- *A three-time second-team All-Pro selection from AP (defensive back in 2018, at safety in 2022 and slot corner in 2024).*
- *Recognized in 2018 by The Associated Press as a first-team All-Pro at safety and a second-team All-Pro at defensive back, joining CB Desmond King II (first-team defensive back and second-team punt returner in 2018) as the first Chargers in history to be named an AP All-Pro at two positions in the same season.*
- *Three times (2018, '22, '24) named All-AFC from the Professional Football Writers of America, and also was a PFWA All-NFL and All-Rookie selection in 2018.*
- *Earned AFC Defensive Player of the Month for December/January turning in 28 tackles, 3.0 sacks, seven tackles for loss, an interception and a pair of pass breakups en route to being named to the Pro Bowl for the fourth time in his career. He was the only defensive back in the last 15 seasons and one of just three players in 2024 to record multiple sacks, five tackles for loss and an interception in December and January of a single season.*
- *Named AFC Defensive Player of the Month for November 2022 after becoming the first player in a decade and only defensive back in at least 30 years to have 30 tackles, multiple sacks, an interception and a forced fumble in a single November.*
- *In 82 regular season starts over five seasons (2018-24), he has compiled 590 tackles (383 solo), 17.0 sacks, 34 tackles for loss, nine interceptions, 39 passes defensed, five forced fumbles and three fumble recoveries.*
- *Reached 500 tackles in his 67th career game, doing so faster than any defensive back since the turn of the century.*
- *Registered 372 tackles in his first 50 career games, the most tackles by a defensive back within the first 50 games of a career in at least the last 30 years.*
- *Is one of eight players, and the only defensive back, since the turn of the century to post 350 tackles, five interceptions and nine sacks within the first 50 games of a career.*
- *Reached 300 career tackles in 41 games, faster than any defensive back in 30 years.*
- *With 118 tackles in 2021, became the first defensive back and eighth player since at least 2000 to record 100-plus stops after missing the entire previous season due to injury.*
- *Added 115 tackles in 2022 to join former Cowboys LB Sean Lee and former Browns LB D'Qwell Jackson as the only players since 2000 to have consecutive 100-tackle seasons after missing an entire year due to injury.*
- *Became the first defensive back in NFL history to register 3.0 sacks in the first four games of his professional career.*
- *Set a Chargers rookie record in 2018 with 109 tackles (79 solo), becoming the first-ever Bolts rookie with at least 100 tackles.*

2024: Started all 17 games he played, including the postseason...Names to his fourth Pro Bowl after compiling 93 tackles (60 solo), 5.5 sacks, an INT, six QB hits, 10 tackles for loss, a fumble recovery and seven passes defensed...Earned AFC Defensive Player of the Month honors in December after he posted 28 tackles, 3.0 sacks, seven tackles for loss, an INT and a pair of pass breakups...**Awards:** Pro Bowl (Fourth of career)... AFC Defensive Player of the Month (December/January)...Associated Press Second-Team All-Pro (Slot CB)...PFWA All-AFC (Safety)...Pro Football Journal First-Team All-AFC (Safety)... Sports Illustrated First-Team All-Pro (Defensive Back)...**vs. Las Vegas (Sept. 8):** Logged seven tackles (six solo)...**at Carolina (Sept. 15):** Posted six tackles (four solo)...**at Pittsburgh (Sept. 22):** Filled the stat sheet with eight tackles (five solo), 1.0 sack, a QB hit and a pair of tackles for loss... Lined up in the box, blitzing off the edge to down Justin Fields...**at Denver (Oct. 13):** Compiled three tackles (one solo), a tackle for loss and a pair of passes defensed... Broke up a pair of Bo Nix passes in the second half...**at Arizona (Oct. 21):** Turned in eight tackles (five solo) on *Monday Night Football*...**vs. New Orleans (Oct. 27):** Posted six tackles (four solo)...**at Cleveland (Nov. 3):** Logged seven tackles (four solo) and a pair of passes defensed... Broke up a pair of Jameis Winston passes in the third quarter... **vs. Tennessee (Nov. 10):** Recorded four tackles (two solo)...**vs. Cincinnati (Nov. 17):** Posted season-highs in tackles (10) and solo tackles (seven) along with 0.5 sack, a QB hit and a pass defensed on *Sunday Night Football*...split a sack of Joe Burrow with OLB Tuli Tuipulotu...Broke up a Joe Burrow pass intended for Tee Higgins at the goal line on the final play of the game to seal a primetime win for the Bolts... **vs. Baltimore (Nov. 25):** Logged six tackles (two solo), 1.0 sack and a QB hit on *Monday Night Football*...Downed Lamar Jackson on third down to force a punt... **at Atlanta (Dec. 1):** Filled the stat sheet with 10 tackles (five solo), a pair of tackles for loss, an INT and a pass defensed...Picked off Kirk Cousins with less than a minute left in the fourth quarter to seal the win for the Bolts...**at Kansas City (Dec. 8):** Recorded a pair of tackles, 1.0 sack, a QB hit and a tackle for loss on *Sunday Night Football*... Blitzed past D.J. Humphries on the edge and beat Isiah Pacheco before downing Patick Mahomes... **vs. Tampa Bay (Dec. 15):** Totaled six tackles (five solo) and a tackle for loss...**vs. Denver (Dec. 19):** Posted five tackles (four solo) on *Thursday Night Football*...**at New England (Dec. 28**): Logged a pair of solo tackles, a career-high two sacks, a pair of QB hits and a fumble recovery to help the Bolts seal a playoff bid...Picked up the ball on a fumbled exchange in the second quarter... Recorded both of his sacks on Drake Maye on fourth down to force turnovers in the third quarter...**at Las Vegas (Jan. 5):** Logged three tackles (two solo), a tackle for loss and a pass defensed...Broke up an Aiden O'Connell pass in the end zone on fourth down...**at Houston (Jan. 11):** Recorded seven tackles (five solo), a tackle for loss, a recovery and a pass defensed in the Bolts' Wild Card appearance...Picked up a John Metchie fumble forced by Alohi Golman in the opening frame of the game.

HONORS AND AWARDS

2024: *2023 NFL Pro Bowl Selection (Fourth)*
AFC Defensive Player of the Month
January/February
The Associated Press
Second-Team All-Pro (Slot CB)
PFWA All-AFC (S)
Pro Football Journal
First-Team All AFC (S)
Sports Journal
First-Team All-Pro (DB)

2022: *2023 NFL Pro Bowl Selection (Third)*
The Associated Press
Second-Team All-Pro (S)
Professional Football Writers of America
All-AFC (S)
NFLPA First-Team All-Pro (SS)
AFC Defensive Player of the Month
(November)
Chargers Walter Payton
Man of the Year Nominee

2021: *2022 NFL Pro Bowl Selection (Second)*
Sporting News All-Pro (S)

2018: *2019 NFL Pro Bowl Selection (First)*
The Associated Press
First-Team All-Pro (S)
AP Second-Team All-Pro (DB)
Professional Football Writers of America
All-NFL (S)
PFWA All-AFC (S)
PFWA All-Rookie (S)

2023: Started all 16 appearances at S, leading the defense with a career-high 125 tackles (86 solo), which led all AFC defensive backs...Added two sacks, seven passes defensed, five tackles for loss and two fumble recoveries...Helped the defense total 10 passes defensed in the season opener, which tied for the second-most in Week 1 across the NFL and the most by any Chargers defense during Kickoff Weekend since at least 1991...Aided a defensive unit that totaled a season-high five sacks in the Week 2 matchup at Tennessee, leading the team with 11 tackles (seven solo)...Reached 400 tackles in his 55th career game, the Week 7 matchup at Kansas City, to become the fasted DB in the last 30 years to secure at least 400 defensive stops in their first 55 career NFL games...Led the defense with 10 tackles (seven solo) and one pass defensed in the Week 9 win over the New York Jets on *Monday Night Football*...In the Week 17 matchup at Denver, registered 12 tackles (seven solo), a sack and two passes defensed, becoming the first Chargers defender since at least 2000 to reach at least 12 tackles, one sack and two passes defensed in a single game...**vs. Miami (Sept. 10):** Opened the season with six solo stops, including one tackle for loss, and two passes defensed...On a critical third-and-goal on Miami's first drive of the second quarter, batted away an endzone pass intended for TE Durham Smythe, preventing a potential touchdown and forcing the Dolphins to settle for a field goal... On a first-and-10 in the third quarter, rushed off

the edge and dropped RB Raheem Mostert for a loss of two yards, registering his first tackle for loss of the season...Finished the game with two passes defensed, his most in a single game since Week 4 of 2022...**at Tennessee (Sept. 17):** Led the defense with 11 tackles (seven solo) in the road matchup...Helped the defensive unit provide consistent pressure, totaling five sacks on the day...**at Minnesota (Sept. 24):** Totaled seven tackles (five solo) in the road win against the Vikings, helping the defensive unit hold the Vikings without a third-down conversion in the first half...**vs. Las Vegas (Oct. 1):** Inactive (hamstring)...**vs. Dallas (Oct. 16):** Returned to action and secured three tackles (one solo) in the primetime matchup against the Cowboys...**at Kansas City (Oct. 22):** Secured five tackles (three solo), totaling over 400 tackles for his career... Doing so in his 55th career game, became the first DB to reach the mark in their first 55 career appearances over the last 30 years...Also secured a fumble recovery on a forced fumble by LB Eric Kendricks, the first fumble recovery of his career...Helped the defense total two takeaways in the game, marking the unit's fourth outing with multiple takeaways this season, tied for the third-most by any defense in the NFL...**vs. Chicago (Oct. 29):** Totaled five tackles (four solo) and his first interception of the season...On fourth-and-three in the fourth quarter, picked off a QB Tyson Bagent pass off of a deflection to register his first interception of the season, returning the takeaway six yards...Aided a defense that picked off two passes and forced three turnovers on downs, holding Chicago to one fourth-down conversions on four attempts...**at New York Jets (Nov. 6):** Led the defense with 10 tackles (seven solo) and collected one fumble recovery in the win on *Monday Night Football*...Aided a unit that held the Jets to 3-of-17 on third down (17.6 pct.), totaled a season-high eight sacks, collected three takeaways and didn't allow the Jets to score an offensive touchdown...**vs. Detroit (Nov. 12):** Led the defense with a game-high and single-game season-high 13 tackles (eight solo), two of which registered as tackles for loss...The two tackles for loss tie a single-game career-best...Blitzing off the edge, dropped RB Jahmyr Gibbs fora loss of three yards on a rushing attempt...**at Green Bay (Nov. 19):** Totaled seven tackles (five solo) in the road contest...Added one quarterback hit on a blitz off of the edge...**vs. Baltimore (Nov. 26):** Recorded six tackles (four solo) in the *Sunday Night Football* matchup... Contributed significantly on defensed, aiding a unit that held the Ravens to just three points off of turnovers and scoreless in the fourth quarter for just the second time this season, allowing just four conversions on 13 third-down attempts (30.8 pct.)...**at New England (Dec. 3):** Tallied nine tackles (seven solo), including his first sack of the season, in the win over the Patriots...Dropped QB Bailey Zappe for a loss of eight yards on fourth down in the fourth quarter...Led a defense that held the opponent to zero points scored for the first time since 2017 (Week 7), as the group also tied the season-high with eight tackles for loss... **vs. Denver (Dec. 10):** Supplied 11 tackles (eight solo), along with a pass defensed, in the Week 14 matchup...**at Las Vegas (Dec. 14):** Totaled five tackles (three solo) and two passes defensed on *Thursday Night Football*...**vs. Buffalo (Dec. 23):** Started at S and led the defense with eight tackles (four solo)...Supported a defensive unit that held the Bills without a third-down conversion in the first half...**at Denver (Dec. 31):** Totaled 12 tackles (seven solo), one sack and two passes defensed in the the road divisional matchup, becoming the first Chargers defender since at least 2000 to reach at least 12 tackles, one sack and two passes defensed in a single game...Reached 117 tackles on the season, tying a single-season career-high...Dropped QB Jarrett Stidham for a loss of three yards on a third-and-eight in the third quarter, collecting the defense's league-leading 29th third-down sack of the season, a team record...**vs. Kansas City (Jan. 7):** Led the team with eight tackles (seven solo) defensively in the season finale, helping finish the season with a team-high 125 total stops...Anchored a defense that did not allow the Chiefs to score an offensive touchdown.

2022: In his fourth season of action, earned his third career Pro Bowl selection and was named All-Pro by *The Associated Press* for the third time in his Chargers tenure...Started all 14 of his regular-season appearances, ranking second on the defense with 115 tackles (64 solo), adding four sacks, two forced fumbles, two INTs, and six passes defensed...Led the defense with nine tackles (six solo) in the AFC Wild Card Round matchup at Jacksonville...Despite missing three games, ranked fifth in the NFL among all DBs with 115 total tackles...Reached 350 career tackles in his 47th career game, hitting the mark faster than any DB in the last 30 years...Became just one of three NFL players in the last 30 years to eclipse 95 tackles, four sacks and multiple forced fumbles in their team's first 11 games of a season...Was the first Chargers defender since Hall of Fame LB Junior Seau (1996) to reach 100 total tackles and collect at least two forced fumbles, four sacks and an INT in a single season... Has registered five forced fumbles over the last two seasons, which are the second-most by any defensive back in the league...**Awards:** Pro Bowl Selection (Third)...*The Associated Press* Second-Team All-Pro (S)...*Professional Football Writers of America* All-AFC (S)...AFC Defensive Player of the Month (November)...Chargers Walter Payton Man of the Year Nominee...NFLPA First-Team All-Pro (SS)...Pro Football Journal Second-Team All-Pro (S)...PFJ Second-Team All-AFC (S)..... **vs. Las Vegas (Sept. 11):** Led the team with six solo stops in the home win on Kickoff Weekend, including his seven-yard sack off of the edge of QB Derek Carr...**at Kansas City (Sept. 15):** Started at S and totaled nine tackles (six solo) in the road bout at Kansas City...Contributed to a defensive unit that held the Chiefs to just seven first downs gained in the first half...**vs. Jacksonville (Sept. 25):** Totaled nine tackles (four solo) and a pass defensed, his first of the season...Deflected a pass intended for TE Evan Engram in the second quarter to log his first breakup of the season...**at Houston (Oct. 2):** Amassed six tackles (three solo) and two passes defensed in the road victory...Made his 40th career appearance and logged six stops to take

his career total to 287, the most by any DB in the NFL through their first 40 career games over the last 30 years...**at Cleveland (Oct. 9):** Started at S and tied a career-high nine solo stops, finishing the day with 14 total tackles...**vs. Denver (Oct. 17):** Registered a team-high 10 tackles (six solo), anchoring a defensive unit that allowed a season-low 13 total first downs and held the Broncos' offense to -9 net passing yards in the second half and overtime...Dropped QB Russell Wilson for a loss of 11 yards on third-and-nine in the third quarter, collecting his second sack of the season and becoming the first NFL DB in 2022 to notch 50 tackles, multiple passes defensed and multiple sacks...**vs. Seattle (Oct. 23):** For the third-straight game, paced the defensive unit in total tackles, finishing the game with eight tackles (four solo)...**at Atlanta (Nov. 6):** Secured nine tackles (four solo) and a sack in the winning effort...Anchored a defense that held the Falcons to 114 net passing yards in the game...**at San Francisco (Nov. 13):** Registered 13 tackles (seven solo) and a forced fumble in the contest...In the second quarter, forced the ball away from WR Brandon Aiyuk to collect his first forced fumble of the season and the fourth of his career...Became the first DB since Rodney Harrison (2004) to record 70 tackles, three sacks and a forced fumble through a team's first nine games of a single season...**vs. Kansas City (Nov. 20):** Notched seven tackles (four solo), one of which was a sack on QB Patrick Mahomes on a first down in the third quarter...Became one of six players, and the only DB, in the last 30 years to eclipse 90 tackles and four sacks within their team's first 10 games of a season...**at Arizona (Nov. 27):** Totaled eight tackles (five solo), an INT and a forced fumble in the road win at Arizona, becoming the first Chargers defender to record both an INT and a forced fumble in the same game since 2016...On Arizona's first offensive drive, forced the fumble of RB James Conner to log his second of the season and create a takeaway for the Chargers' defense...On fourth-and-one in Arizona's own territory, picked off a QB Kyler Murray pass intended for WR DeAndre Hopkins, collecting his first INT of the season...**at Las Vegas (Dec. 4):** Provided six tackles (three solo) in the game, helping support a secondary that matched a season-best with six passes defensed on the afternoon...**vs. Miami (Dec. 11):** Inactive (quadricep)...**at Indianapolis (Dec. 26):** Totaled three tackles (one solo) while helping the unit tally three INTs by adding one of his own in the first quarter...Also helped the unit to not allow a first quarter point for the fourth-straight week...Was disqualified from the game in the second quarter...**vs. L.A. Rams (Jan. 1):** Inactive (concussion)...**at Denver (Jan. 8):** Closed out the regular season with six tackles (four solo) and a pass defensed...On third-and-five in the second quarter, forced a third-down stop by preventing a completion intended for WR Courtland Sutton, his sixth pass breakup of the season...**at Jacksonville (AFC Wild Card, Jan. 14):** Led the defense with nine tackles (six solo)...Aided a defense that did not allow a single third-down conversion in the first half, the first defense to do so in a playoff game since at least 2000, and held the Jaguars to a franchise playoff-best two-for-10 (20.0 pct.) on third down in the game...The unit collected 13 passes defensed in the game, the most by any team in the NFL in a single playoff game since the 2016 postseason, and three first-quarter INTs, the most by any team in a single playoff game in the last 30 years.

2021: Selected to his second Pro Bowl...Opened 15 games at S, was inactive for one and dressed but did not play in another...Totaled a career-best 118 tackles (75 solo) and two INTs on the season...Added two sacks, seven tackles for loss, five passes defensed, seven QB hits and three forced fumbles...Was eighth player and only DB since 2000 to record 100-plus tackles after missing the entire previous season due to injury...Was the only NFL player in 2021 to have at least 100 tackles, multiple INTs, multiple sacks and three forced fumbles on the season...In the Week 5 win, had 16 tackles, including 13 in the first half...His 16 tackles on the day were good for the most by a Charger in a single game since LB Stephen Cooper in 2008...**Awards:** Pro Bowl Selection (Second)...*Sporting News* All-Pro (S)...Pro Football Journal Second-Team All-AFC (S)...**at Washington (Sept. 12):** Started at S and was one of two Chargers to play all 55 defensive snaps...Registered eight tackles (seven solo) and broke up a pass...In the first quarter, lined up in the left slot against WR Dyami Brown, covering the receiver across the field before undercutting the route and nearly picking off a pass from QB Ryan Fitzpatrick...Came untouched on a blitz in the third quarter, pressuring QB Taylor Heinicke to throw the ball away...**vs. Dallas (Sept. 19):** Notched his first sack of the season, finishing with seven tackles (five solo), a half-sack, a tackle for loss and a QB hit...The half-sack marked his first since Oct. 14, 2018 at Cleveland as a rookie...Made back-to-back big plays in the third quarter...On the first, dropped WR CeeDee Lamb for a four-yard loss on a gimmick play in the right flat...On the next snap, powered through the blocks of RB Tony Pollard and G Connor Williams to split a sack of QB Dak Prescott with DL Jerry Tillery...Stood up Lamb for a one-yard gain in the fourth quarter after beating a block by WR Amari Cooper...Appeared on all 62 plays on defense after opening the game at S...**at Kansas City (Sept. 26):** Totaled five tackles (four solo) while appearing on 72 of the 79 defensive snaps...**vs. Las Vegas (Oct. 4):** Recorded his first INT of the season, returning the ball 15 yards...On the game-sealing INT, stayed underneath the corner-route by TE Darren Waller to pick off the pass along the sideline...Finished with six tackles (three solo) after starting at S...Appeared on all 57 defensive snaps and one on special teams...Closed quickly on a pass to RB Josh Jacobs to stop him for a three-yard gain on a screen-pass...**vs. Cleveland (Oct. 10):** Totaled a career-high 16 tackles (nine solo), including a four-yard strip-sack, good for the most by a Charger in a single game since S Eric Weddle in 2010...On the sack, sped past TE David Njoku to hit QB Baker Mayfield from the blind side before he could get the pass off, knocking the ball out in the process...In the second quarter, shoved WR Donovan Peoples-Jones aside to corral RB Nick Chubb for a one-yard loss...**at Baltimore (Oct. 17):**

Forced a fumble for the second-straight week... On the play, corralled TE Josh Oliver after a short pass in the middle of the field before stripping the ball free...Added eight tackles (seven solo) and a QB hit on the day...**vs. New England (Oct. 31):** Recorded 13 tackles (seven solo), his second 10-tackle performance of the season...Had a tackle for loss and a forced fumble, his third of the season...Rallied to WR Kendrick Bourne in the third quarter, punching the ball free while tackling the fifth-year wideout to force a takeaway...**at Philadelphia (Nov. 7):** Posted five tackles (four solo)...**vs. Minnesota (Nov. 14):** Recorded his third game of the year with double-digit tackles, posting 12 (nine solo) and a pass defensed...**vs. Pittsburgh (Nov. 21):** In his second career start on *Sunday Night Football*, registered six tackles (two solo) and a pass defensed...Undercut a pass on the opening drive intended for TE Pat Freiermuth, breaking up the pass and nearly hauling in an INT...**at Denver (Nov. 28):** Recorded seven tackles (five solo), an INT, a pass defensed, a quarterback hit and two tackles for loss...Became the first defensive back and third player since 2000 to record 80 tackles, three forced fumbles, multiple sacks and multiple INTs within their team's first 11 games of a season...In the first quarter, came sprinting from the secondary to hit RB Javonte Williams on a pitch to the left in the backfield for a two-yard loss...Later in the quarter, came untouched on a blitz to hit QB Teddy Bridgewater as he threw, forcing an incompletion...Made an incredible INT of QB Drew Lock in the second quarter, diving in front of WR Kendall Hinton to pick off the pass in Denver territory...**at Cincinnati (Dec. 5):** Reached 100 tackles on the season by recording seven (three solo) on the day...Split a sack with S Nasir Adderley...Became the eighth player and the first DB since 2000 to have 100 tackles after missing the entire previous season due to injury...**vs. N.Y. Giants (Dec. 12):** Inactive (hamstring)....**vs. Kansas City (Dec. 16):** Had limited action in his return from injury...Made his second career start on *Thursday Night Football*... Recorded three tackles (two solo)...**at Houston (Dec. 26):** Dressed but did not see any action... **vs. Denver (Jan. 2):** Returned to action by posting six tackles (four solo) and a tackle for loss...Came untouched on a blitz in the first quarter to force QB Brett Rypien to throw an incomplete pass... Closed fast near the end zone to prevent a TD on first-and-goal by TE Albert Okwuegbunam, dropping him for a one-yard loss in the second quarter...**at Las Vegas (Jan. 9):** Posted nine tackles (four solo) and had two QB hits and a tackle for loss...Closed quickly on QB Derek Carr on a blitz from in the second quarter, forcing him to scramble to his right and throw the ball away to avoid a sack...Closed quickly on RB Jalen Richard in the right flat in overtime, dropping him for a five-yard loss to set up a third-and-eight... **vs. NFC (2022 Pro Bowl, Feb. 5):** Started at SS for the AFC in the Pro Bowl for the second time in his career...Posted a solo tackle, an INT and a pass defensed...Stayed deep over Vikings WR Justin Jefferson to pick off a deep pass from Seahawks QB Russell Wilson, setting the AFC up for a four-play TD drive on the ensuing possession.

2020: Sustained an injury during training camp and was subsequently placed on Reserve/ Injured for the entirety of the season.

2019: Started the final five games at S after returning from injured reserve...Totaled 35 tackles (23 solo), three tackles for loss and a pass defensed...**at Denver (Dec. 1):** Made his season debut, totaling four tackles (two solo) and a tackle for loss...**at Jacksonville (Dec. 8):** Registered six tackles (four solo), a tackle for loss and a pass defensed...Came untouched on a blitz from the left in the second quarter, leaping to knock down a pass intended for RB Leonard Fournette...**vs. Minnesota (Dec. 15):** Led the team with nine tackles (six solo)...**vs. Oakland (Dec. 22):** Tied for a team high with eight tackles (five solo) and a tackle for loss...Closed quickly from coverage to tackle RB Jalen Richard for a one-yard loss in the left flat...**at Kansas City (Dec. 29):** Led Chargers defenders with eight tackles (six solo).

2018: Selected to his first Pro Bowl as the top-voted FS in the AFC...Recognized as a first-team All-Pro (S) and a second-team All-Pro (DB) by *The Associated Press*...Coupled with CB Desmond King II, the two were the first Chargers in history to be named an *AP* All-Pro at two positions...Named All-NFL (S), All-AFC (S) and All-Rookie (S) by the *Professional Football Writers of America*...Started all 16 games at S, recording a team-high 109 tackles (79 solo) to be the first Chargers rookie in history with at least 100 tackles (coaches totals)...Posted 3.5 sacks, 3.5 tackles for loss, three INTs and 15 passes defensed...Became the first DB in NFL history to register three sacks in the first four games of his professional career (since sacks became an official statistic in 1982)...With two sacks and an INT through the first three games, became the first DB in a non-strike year since 1983 to do so...Joined King (4.0 sacks as a rookie in 2017) as the only DBs since 1997 to post at least 3.5 sacks in their rookie season...Became the first defensive rookie since OLB Zach Brown in 2012 with Tennessee to record multiple INTs and at least 3.5 sacks...Started at S in both postseason games...Recorded 14 tackles (10 solo) and three tackles for loss...**Awards:** Pro Bowl Selection (First)...*The Associated Press* First-Team All-Pro (S)...*AP* Second-Team All-Pro (DB)...*Professional Football Writers of America* All-NFL (S)...*PFWA* All-AFC (S)...*PFWA* All-Rookie (S)...NBC Sports (selected by Peter King) Defensive Rookie of the Year...Pro Football Focus Defensive Rookie of the Year...PFF Second-Team All-Pro (S)...PFF All-Rookie (S)...Pro Football Journal First-Team All-Pro (S)...PFJ First-Team All-AFC (S)...PFJ First-Team All-Rookie (SS-Flex S)...**vs. Kansas City (Sept. 9):** Made his NFL debut, appearing on 56 defensive snaps and four on special teams after opening the game at S...Posted a team-high six tackles (five solo)...Added a zero-yard sack of QB Patrick Mahomes in the second quarter to force a punt...Made a diving effort to break up a would-be TD to WR De'Anthony Thomas at the start of the second quarter...Just two plays later forced a Kansas City punt by sprinting past the offensive line to flush Mahomes to his right

before chasing him down for the zero-yard sack... **at Buffalo (Sept. 16):** Recorded eight tackles (seven solo) and two tackles for loss, including a six-yard sack...Added a pass defensed on a diving play while defending TE Charles Clay on a seam-route...On the sack, sprinted untouched into the backfield by the RT to spin QB Josh Allen down for a six-yard loss...In the first quarter, forced Allen to step up into a sack by LB Uchenna Nwosu for Nwosu's first career sack... On the following series, burst through a block attempt by TE Logan Thomas to bring down Allen for a six-yard loss before he could hand the ball off...**at Los Angeles Rams (Sept. 23):** Posted nine tackles (seven solo)...Added two passes defensed, including the first INT of his career... On the pick, broke on the ball to undercut a pass intended for TE Gerald Everett, returning the INT four yards...Became the first NFL DB in a non-strike year since 1983 to post two-plus sacks and an INT in his first three career games...**vs. San Francisco (Sept. 30):** Continued to re-write record books, finishing with seven tackles (five solo), a 10-yard sack, a tackle for loss and two passes defensed...The sack gave him three on the season, making him the first DB in NFL history to post three-plus sacks over the first four games of his career...On the sack, brought down QB C.J. Beathard after the passer was flushed out of the pocket to his left by DE Melvin Ingram III...In the first quarter, broke up a pass that was intended for RB Alfred Morris when he came untouched off the edge and leaped in the air to bat the ball down in the backfield...Hit Beathard as he threw the ball in the fourth quarter, beating OL Garry Gilliam with a speed-rush, resulting in an INT by DE Isaac Rochell...**vs. Oakland (Oct. 7):** Recorded five tackles (four solo)...**at Cleveland (Oct. 14):** Registered five tackles (four solo) and a half-sack...Posted 0.5 tackles for loss...Split the sack with NT Damion Square in the first half...On the play, beat the block of RB Carlos Hyde to force QB Baker Mayfield to scramble and kept pursuit to bring down Mayfield with Square...Added a 20-yard kickoff return...**vs. Tennessee (Wembley Stadium, Oct. 21):** Recorded eight tackles (five solo)...**at Seattle (Nov. 4):** Set a single-game career high with 11 tackles (four solo)...**at Oakland (Nov. 11):** Registered nine tackles (five solo) and a pass defensed...In the first quarter, stopped WR/RS Dwayne Harris on a jet-sweep on fourth-and-goal from the one-yard line to force a turnover on downs...Earlier in the game, showed off his athleticism by sprinting untouched from the left side of the formation to bring down RB Doug Martin from behind on an off-tackle run to the right...**vs. Denver (Nov. 18):** Posted seven solo tackles...**vs. Arizona (Nov. 25):** Registered seven tackles (five solo)...Broke up three passes, including an INT that he returned three yards... Became the first defensive rookie since 2012 (OLB Zach Brown while with Tennessee) to recorded multiple INTs and at least 3.5 sacks in their rookie season...On the play, dropped off a route where he was covering FB Derrick Coleman to pick off a pass intended for WR Christian Kirk...In the first quarter, dove to deflect a pass to TE Ricky Seals-Jones at the goal line to force a Cardinals field goal...**at Pittsburgh (Dec. 2):** Posted three tackles (two solo) and four passes defensed, including an INT that he returned 23 yards...Trailed TE Vance McDonald in coverage, picking off the underthrown pass in the second quarter...Became the first player with three INTs and three sacks in a single season since 2016 (Pittsburgh LB Ryan Shazier and New York Giants S Landon Collins), and the first rookie since Zach Brown in 2012...Late in the first half, tipped away a pass intended for McDonald on a seam-route to force a Steelers field goal...Provided a big hit on WR Antonio Brown along the sideline to prevent Brown getting two feet down in-bounds, wiping out a 24-yard gain...**vs. Cincinnati (Dec. 9):** Posted seven tackles (six solo)...**at Kansas City (Dec. 13):** Was one of seven Chargers defenders to play all 60 defensive snaps...Started at S, posting five tackles (four solo)...Added four plays on special teams...**vs. Baltimore (Dec. 22):** Recorded six tackles (four solo), becoming the first Chargers rookie in history with at least 100 tackles (coaches totals)...Added a pass defensed, diving to knock away a pass on third-and-six intended for TE Hayden Hurst, forcing a Ravens punt...**at Denver (Dec. 30):** Started at S and posted six tackles (five solo)...**at Baltimore (AFC Wild Card, Jan. 6):** Part of a defense that set team postseason records for the fewest single-game net yards allowed (229), including a record 69 in the first half, which was the fewest allowed in a postseason game since the 2006 AFC Wild Card...Posted five solo tackles and a tackle for loss...Made his NFL postseason debut, appearing on all 61 defensive plays and four special teams snaps after starting at S...**at New England (AFC Divisional, Jan. 13):** Posted a postseason single-game career-high nine tackles (five solo) and two tackles for loss...Started at S and played all 83 defensive snaps, joining S Rayshawn Jenkins as the only Chargers defenders to do so...Appeared on seven special teams plays...In the first quarter, exploded past the line to drop RB Sony Michel for a one-yard loss...In the third quarter, combined with Melvin Ingram to tackle RB Rex Burkhead for a one-yard loss...**vs. NFC (2019 Pro Bowl, Jan. 27):** Started at S, becoming part of the first trio (WR Keenan Allen and Melvin Ingram) of Chargers to participate and start in the Pro Bowl since 2007...Saw action on offense and defense, finishing tied with a team-high three solo tackles...Added a tackle for loss on a two-yard sack when he came up to stop a scrambling QB Dak Prescott in the fourth quarter.

COLLEGE: Played three seasons (2015-17) at Florida State, missing the 2016 season due to a knee injury...Posted 183 tackles, 15 tackles for loss, 5.5 sacks, 19 passes defensed and three INTs for his career...In 2017, named a consensus All-American, including first-team honors from the *Football Writers Association of America*, and first-team All-Atlantic Coast Conference after starting all 12 games and posting 84 tackles, 5.5 tackles for loss, two INTs, 13 passes defensed and a sack...Added a blocked kick in 2017, preserving a win against Syracuse by getting a piece of the game-tying field goal attempt at the end of regulation...Twice named ACC Defensive Player of the Week in his career...As a freshman in 2015, named the Seminoles' Defensive Most Valuable Player and shared the Hinesman Team MVP with DE DeMarcus Walker...Named third-team ACC by media members and was a Freshman All-American from *Sporting News* and *USA Today*...Recorded 91 tackles, 9.5 tackles for loss, 4.5 sacks, five passes defensed and forced two fumbles as a freshman, good for the third-most tackles by a freshman in school history.

PERSONAL: Given name Derwin Alonzo James Jr. ...Born in Winter Haven, Fla. ...Has a son and daughter...Participated in Relay for Life in college...Former Tampa Bay RB Mike James is a cousin...Enjoys playing Madden in his spare time...Studied criminology at Florida State... **High School:** Played at Haines City (Fla.) High as a junior and senior after transferring from Auburndale (Fla.) High...Ranked as a five-star recruit and the top safety in the nation by ESPN, Rivals.com and Scout.com...Participated in the 2015 Under Armour All-America Game and helped Team Highlight to a 46-6 victory... Led Haines City as a senior with 94 tackles and four INTs...Added 11 receptions for 181 yards (16.5 avg.) and two TDs in 2014...Named first-team All-State and second-team American Family Insurance All-USA as a senior...Lettered four years in basketball and four years in football.

DERWIN JAMES JR. NFL STATISTICS

				— Tackles —						— Interceptions —					— Fumbles —		
Year	**Team**	**GP**	**GS**	**Total**	**Solo**	**Asst**	**Sacks**	**Yds**	**TFL**	**No.**	**Yds**	**Lg**	**TD**	**PD**	**FF**	**FR**	**Yds**
2018	Los Angeles Chargers	16	16	105	75	30	3.5	17	4	3	30	23	0	13	0	0	0
2019	Los Angeles Chargers	5	5	34	23	11	0.0	0	3	0	0	—	0	1	0	0	0
2021	Los Angeles Chargers	15	15	118	75	43	2.0	12.5	7	2	20	15	0	5	3	0	0
2022	Los Angeles Chargers	14	14	115	64	51	4.0	33	5	2	0	0	0	6	2	0	0
2023	Los Angeles Chargers	16	16	125	86	39	2.0	11	5	1	6	6	0	7	0	2	0
2024	Los Angeles Chargers	16	16	93	60	33	5.5	35	10	1	2	2	0	7	0	1	0
NFL Totals		**82**	**82**	**590**	**383**	**207**	**17.0**	**108.5**	**34**	**9**	**58**	**23**	**0**	**39**	**5**	**3**	**0**

POSTSEASON				— Tackles —						— Interceptions —					— Fumbles —		
Year	**Team**	**GP**	**GS**	**Total**	**Solo**	**Asst**	**Sacks**	**Yds**	**TFL**	**No.**	**Yds**	**Lg**	**TD**	**PD**	**FF**	**FR**	**Yds**
2018	Los Angeles Chargers	2	2	14	10	4	0.0	0	3	0	0	—	0	0	0	0	0
2022	Los Angeles Chargers	1	1	9	6	3	0.0	0	0	0	0	—	0	0	0	0	0
2024	Los Angeles Chargers	1	1	7	5	2	0.0	0	1	0	0	—	0	1	0	1	0
Postseason Totals		**4**	**4**	**30**	**21**	**9**	**0.0**	**0**	**4**	**0**	**0**	**—**	**0**	**1**	**0**	**1**	**0**

TONY JEFFERSON

23 | SAFETY | OKLAHOMA
5-11 | 212 LBS | CHULA VISTA, CALIF.
ACQUIRED: FA —'24
EXPERIENCE: 11TH NFL SEASON
2ND YEAR WITH CHARGERS

CAREER HIGHLIGHTS

- *An 11-year NFL veteran who has played in 121 regular season games (71 starts) and compiled 495 tackles (368 solo), 9.5 sacks, 35 tackles for loss, four interceptions including one returned for a touchdown, 24 passes defensed, eight forced fumbles and four fumble recoveries as well as 24 special teams tackles.*
- *Has competed in seven postseason contests with five starts and totaled 41 tackles (24 solo), five tackles for loss, two passes defensed, a forced fumble and a recovery with one special teams tackle.*
- *Collected his first career interception in Week 2 of the 2015 season against Chicago and returned it 26 yards for a touchdown.*
- *Set a career-high in total tackles (92), solo tackles (74) and tackles for loss (13) in 2016.*
- *Spent the 2023 season off the field and held the Nunn-Wooten Scouting Fellowship at the Ravens with Chargers General Manager Joe Hortiz.*

2024: Competed in eight regular season games (four starts) and recorded 27 tackles (17 solo) and a tackle for loss...Also started a postseason game and compiled three tackles (two solo), two tackles for loss, a forced fumble and a recovery... **at Carolina (Sept. 15):** Made his Chargers debut...**vs. Kansas City (Sept. 29):** Contributed on special teams...v**s. Baltimore (Nov. 25):** Saw action on special teams on *Monday Night Football*...**at Atlanta (Dec. 1**): Started his first game for the Bolts at S and compiled nine tackles (six solo)...**vs. Tampa Bay (Dec. 15**): Recorded four tackles (two solo) in start...**vs. Denver (Dec. 19):** Totaled seven tackles (four solo) in start on *Thursday Night Football*...**at New England (Dec. 28):** Logged four tackles (three solo) in win to clinch a playoff bid for the Bolts...**at Las Vegas (Jan. 5):** Totaled three tackles (two solo), one for a loss...**at Houston (Jan 11):** Made his fifth career postseason start...Totaled three tackles (two solo), a pair of tackles for loss, a forced fumble and a recovery...Punched the ball from Joe Mixon on a swing route and recovered it for no gain.

2023: Spent the 2023 season with the Baltimore Ravens as a scouting intern.

2022: Saw action in 11 games with a start at safety, including the postseason...Totaled 24 tackles (15 solo), a QB hit, a pass defensed and three special teams tackles...**at Tennessee (Sept. 11):** Made his Giants debut and contributed on defense and special teams...**at Green Bay (Sept. 9):** Saw action in the Giants trip to London and totaled three tackles (two solo) and a special teams tackle...**vs. Washington (Dec. 4):** Started at safety and recorded a season-high four tackles (one solo)...**vs. Philadelphia (Dec. 11):** Recorded four tackles (three solo) for a second week in a row...Added a tackle on special teams... **at Washington (Dec. 18):** Turned in a pair of solo tackles and a pass defensed on *Sunday Night Football*...**at Minnesota (Jan. 15):** Logged four tackles (two solo) and a QB hit in the Wild Card Round...**at Philadelphia (Jan. 21):** Saw action in the Giants Divisional Round appearance.

2021: Competed in six games totaling 14 tackles (seven solo), a tackle for loss, a sack, a QB hit a pass defensed and four special teams tackles... **at Arizona (Nov. 7):** Recorded a special teams tackle...**at Cincinnati (Dec. 26):** Turned in a season-high nine tackles (five solo), a tackle for loss, a QB hit and a pass defensed...Added a tackle on special teams...**vs. Los Angeles Rams (Jan. 2):** Recorded a pair of tackles (one solo) and a special teams tackle...**vs. Pittsburgh (Jan. 9):** Posted three tackles (one solo) and a tackle on special teams.

2019: Started all five games he appeared in... Turned in 21 tackles (11 solo) and three passes defensed...**at Miami (Sept. 8):** Posted three tackles (two solo) and a pass defensed...**vs. Arizona (Sept. 15):** Recorded four tackles (one solo)...**at Kansas City (Sept. 22):** Totaled a season-high seven tackles (six solo)...**vs. Cleveland (Sept. 29):** Logged six tackles (two solo) and a pass defensed...**at Pittsburgh (Oct. 6):** Recorded a tackle and a pass defensed.

2018: Started all 15 games he appeared in, including the postseason, and totaled 82 tackles (58 solo), seven tackles for loss, a sack, a 15-yard interception, six passes defensed and a pair of QB hits...vs. Buffalo (Sept. 9): Filled the stat sheet with four tackles (two solo), a tackle for loss, an interception returned for 15 yards and a pair of passes defensed...Picked off an overthrown Nathan Peterman pass intended for Kelvin Benjamin and returned it 15 yards...

at Cincinnati (Sept. 13): Posted a season-high nine tackles (six solo) and a pass defensed...**at Pittsburgh (Sept. 30):** Turned in six tackles (five solo) on *Sunday Night Football*...**at Cleveland (Oct. 7):** Matched his season-high with nine tackles with a season-high eight solo with a tackle for loss...**vs. New Orleans (Oct. 21):** Posted six tackles (five solo) and a QB hit...**at Carolina (Oct. 28):** Recorded seven tackles (two solo) and a tackle for loss...**vs. Los Angeles Chargers (Jan. 6):** Posted eight tackles (five solo) and a QB hit in the Ravens Wild Card appearance.

2017: Started all 17 regular season games at safety...Totaled 79 tackles (56 solo), seven tackles for loss, two and a half sacks, five QB hits, an INT, five QB hits, a forced fumble and a pair of passes defensed...**at Cincinnati (Sept. 10):** Recorded nine tackles (five solo), a sack and a tackle for loss...Sacked Andy Dalton to force third and 11...**at Oakland (Oct. 8):** Turned in four tackles (three solo), a tackle for loss, a sack and a QB hit...Downed EJ Manuel for an 11-yard loss...**vs. Houston (Nov. 27**): Turned in three tackles (two solo), a tackle for loss, an interception and a pass defensed on *Monday Night Football*...Picked off Tom Savage on an intended slant route and returned it 13 yards...**at Pittsburgh (Dec. 10):** Matched his career-high with 11 tackles (eight solo), a tackle for loss, half a sack and a QB hit on *Sunday Night Football*...**vs. Indianapolis (Dec. 23):** Posted five tackles (four solo) and a pass defensed.

2016: Played in 15 games (14 starts) and totaled 92 tackles (74 solo), 13 tackles for loss, a pair of sacks, four QB hits, a pair of forced fumbles and recoveries along with five passes defensed...Added four tackles on special teams...**vs. New England (Sept. 11):** Opened season with 10 tackles (nine solo), a pair of tackles for loss and a QB hit...**vs. Tampa Bay (Sept. 18):** Matched his career-high with 11 tackles (nine solo)...Added a pair of tackles for loss and a QB hit...at Buffalo (Sept. 25): Turned in nine tackles (six solo), a tackle for loss, a sack, a QB hit and a forced fumble...Sacked Tyrod Talor to on third and long...**at Carolina (Oct. 30):** Posted four solo tackles, a tackle for loss, a forced fumble and a recovery...Stripped Jonathan Stewart on a dive up the middle and immediately recovered it...at Atlanta (Nov. 27): Totaled seven tackles (five solo), a tackle for loss, a sack and a QB hit...Breezed past Levine Toilolo to down Matt Ryan...**at Miami (Dec. 11):** Logged 10 tackles (seven solo) and a pair of tackles for loss.

2015: Saw action in 18 games (nine starts), including the postseason, and recorded 93 tackles (67 solo), six tackles for loss, a pair of sacks, two interceptions with one returned for a touchdown, seven passes defensed and three forced fumbles...Also contributed five tackles on special teams...**at Chicago (Sept. 20):** Turned in nine solo tackles, a tackle for loss, a 26-yard interception returned for a touchdown and a pass defensed...Picked off Jay Cutler on a late ball to Martellus Bennett and returned it 26 yards, stiff arming Cutler in the process...**at Detroit (Oct. 11):** Matched his career high with 11 tackles (seven solo)...Added a single-game career high two forced fumbles along with a pass defensed and a tackle on special teams...**vs. Baltimore (Oct. 26):** Turned in five solo tackles, an interception and a pass defensed...Picked off Joe Flacco on a ball intended for Crockett Gillmore in the back of the endzone...vs. Green Bay (Jan. 16): Totaled nine tackles (eight solo), a pair of tackles for loss and a pass defensed in the Cardinals Divisional Round win...at Carolina (Jan. 24): Posted 10 tackles (four solo), a QB hit, a pass defensed and a special teams tackle in the Cardinals NFC Conference Championship appearance.

2014: Played in 17 games (nine starts), including the postseason, and compiled 83 tackles (70 solo), two tackles for loss, a sack, a forced fumble and a pass defensed...Added three tackles on special teams....**vs. San Diego (Sept. 8):** Posted eight tackles (seven solo), a tackle for loss and a QB hit...**vs. San Francisco (Sept. 21):** Logged 10 tackles (eight solo), a tackle for loss, a sack and a QB hit...Downed Colin Kaepernick for a nine-yard loss...**vs. Philadelphia (Oct. 26):** Posted a career-high 11 tackles (10 solo), a QB hit and a pass defensed along with a special teams tackle...**vs. Seattle (Dec. 21):** Turned in seven solo tackles and a forced fumble...**at Carolina (Jan. 3):** Posted seven tackles (three solo) in the Cardinals Wild Card appearance.

2013: Saw action in all 16 games (two starts) and totaled 18 tackles (15 solo), a tackle for loss, a pair of QB hits and a fumble recovery... Added six tackles on special teams...**vs. St. Louis (Sept. 8):** Recovered a fumble on kickoff in his NFL debut...**vs. Detroit (Sept. 15):** Recorded three solo tackles, one for loss, in his first career start at safety...at Tampa Bay (Sept. 29): Totaled seven tackles (six solo)...**vs. Carolina (Oct. 6):** Turned in four solo tackles...at Seattle (Sept. 22): Compiled four tackles (two solo) and a QB hit.

COLLEGE: Played three seasons (2010-12) at the University of Oklahoma, appearing in 40 games and totaling 258 tackles (180 solo), seven sacks, eight interceptions, 13 passes defensed, a forced fumble and a recovery...As a freshman, played in 14 games while posting 65 tackles (44 solo), a pair of interceptions, a fumble recovery and seven pass break-ups...Earned Freshman All-America recognition as well as Big 12 Co-Defensive Freshman of the Year honors.

PERSONAL: Given name Tony Jefferson II... Born in Chula Vista, Ca. ... Father, Tony Sr., was an Olympic boxer in the 1980s...Jefferson II boxed in middle school and earned the nickname 'Cobra'...Hosted the Tony Jefferson Football Camp, a free youth football camp, the last 2 years at his alma mater, Eastlake High School... **High School:** Attended Eastlake High School in Chula Vista, Ca. ...Recorded 88 tackles, 12 TFLs, 4.0 sacks, 2 FFs and 2 FRs...Led the team to the San Diego Division I CIF title as a senior...Saw action on offense as a RB, where he registered 1,328 rushing yds and 28 TDs.

TONY JEFFERSON NFL STATISTICS

				— Tackles —						— Interceptions —					— Fumbles —		
Year	Team	GP	GS	Total	Solo	Asst	Sacks	Yds	TFL	No.	Yds	Lg	TD	PD	FF	FR	Yds
2013	Arizona	16	2	18	15	3	0.0	0	1	0	0	—	0	0	0	1	0
2014	Arizona	16	8	76	67	9	1.0	9	2	0	0	—	0	1	1	0	0
2015	Arizona	16	7	74	55	19	2.0	12	4	2	26	26t	1	5	3	0	0
2016	Arizona	15	14	92	74	18	2.0	15	13	0	0	—	0	5	2	2	0
2017	Baltimore	16	16	79	56	23	2.5	13.5	7	1	13	13	0	2	1	0	0
2018	Baltimore	14	14	74	53	21	1.0	7	6	1	15	15	0	6	1	1	0
2019	Baltimore	5	5	21	11	10	0.0	0	0	0	0	—	0	3	0	0	0
2021	San Francisco/Baltimore	6	0	14	7	7	1.0	9	1	0	0	—	0	1	0	0	0
2022	New York Giants	9	1	20	13	7	0.0	0	0	0	0	—	0	1	0	0	0
2024	Los Angeles Chargers	8	4	27	17	10	0.0	0	1	0	0	—	0	0	0	0	0
NFL Totals		**121**	**71**	**495**	**368**	**127**	**9.5**	**65.5**	**35**	**4**	**54**	**26t**	**1**	**24**	**8**	**4**	**0**

POSTSEASON				— Tackles —						— Interceptions —					— Fumbles —		
Year	Team	GP	GS	Total	Solo	Asst	Sacks	Yds	TFL	No.	Yds	Lg	TD	PD	FF	FR	Yds
2014	Arizona	1	1	7	3	4	0.0	0	0	0	0	—	0	0	0	0	0
2015	Arizona	2	2	19	12	7	0.0	0	2	0	0	—	0	2	0	0	0
2018	Baltimore	1	1	8	5	3	0.0	0	1	0	0	—	0	0	0	0	0
2022	New York Giants	2	0	4	2	2	0.0	0	0	0	0	—	0	0	0	0	0
2024	Los Angeles Chargers	1	1	3	2	1	0.0	0	2	0	0	—	0	0	1	1	0
Postseason Totals		**7**	**5**	**41**	**24**	**17**	**0.0**	**0**	**5**	**0**	**0**	**—**	**0**	**2**	**1**	**1**	**0**

ZION JOHNSON

77 | GUARD | BOSTON COLLEGE
6-3 | 316 LBS | BOWIE, MD.
ACQUIRED: DRAFT 1 — 2022
EXPERIENCE: 4TH NFL SEASON
4TH YEAR WITH CHARGERS

CAREER HIGHLIGHTS

- *Earned All-Rookie honors from the Professional Football Writers of America following a rookie campaign that saw him start every game on an offense that ranked No. 9 in total offense and third in passing offense.*
- *Started all 51 games, including the postseason, he has played in his three seasons with the Chargers.*
- *Started all 18 games in 2024, including the postseason and competed in 98.1 percent of regular season offensive snaps.*
- *Was a stalwart in a unit that protected quarterback Justin Herbert to have the most efficient year of his career, setting career-bests in passer rating (101.7) and interceptions thrown (three).*
- *Herbert's three interceptions and 0.6 interception percentage were the second-best in a season in NFL history among players with at least 450 pass attempts.*
- *The line also kept Herbert upright to have a stretch of 357 pass attempts without an interception, the fifth-longest streak in NFL history.*
- *Started all 18 games as rookie (17 regular season, one postseason), the most combined games started by a Chargers rookie offensive lineman in history.*

2024: Started all 18 games, including the playoffs, at LG...Competed in 98.1 percent (1,047) of offensive snaps during the regular season... **vs. Las Vegas (Sept. 8):** Started at LG ...Paved the way for J.K. Dobbins to rush for 135 yards and a score...**at Carolina (Sept. 15):** Started at LG... Contributed to J.K. Dobbins posting 131 rushing yards and a 43-yard TD carry...**at Pittsburgh (Sept. 22):** Started at LG...**at Denver (Oct. 13):** Started at LG...Helped J.K. Dobbins rush for 96 yards and a score... **vs. Kansas City (Sept. 29):** Started at LG...**at Arizona (Oct. 21):** Started at LG on *Monday Night Football*...Helped keep Justin Herbert upright to throw for 349 yards...**vs. New Orleans (Oct. 27):** Started at LG...Protected Justin Herbert as he accumulated a 111.3 passer rating...**at Cleveland (Nov. 3):** Started at LG... Helped Justin Herbert log a 125.8 passer rating... **vs. Tennessee (Nov. 10):** Started at LG for a line that did not allow a sack...Helped the Bolts rush for a combined 145 yards...**vs. Cincinnati (Nov. 17):** Started at LG on *Sunday Night Football*... Helped the Bolts rush for 155 yards and two scores...**vs. Baltimore (Nov. 25):** Started at LG on Monday Night Football ...**at Atlanta (Dec. 1):** Started at LG...**at Kansas City (Dec. 8):** Started at LG on *Sunday Night Football*...**vs. Tampa Bay (Dec. 15):** Started at LG...**vs. Denver (Dec. 19):** Started at LG on *Thursday Night Football* ...**at New England (Dec. 28):** Started at LG in a win to send the Bolts to the playoffs...A key contributor on an offensive line that did not allow a sack and helped Justin Herbert to a 116.2 passer rating... **at Las Vegas (Jan. 5):** Started at LG...Protected Justin Herbert as he threw for 346 yards, two TDs and a passer rating of 125.2...**at Houston (Jan. 11):** Started at LG in the Bolts' Wild Card appearance.

HONORS AND AWARDS

2022: *Professional Football Writers of America All-Rookie (G)*

2023: Started 15 games at LG...In Week 1, helped anchor an offense that totaled 433 net yards and 30 first downs, while becoming the first NFL team since 2010 to rush for 230 yards and two touchdowns on Kickoff Weekend... Protected QB Justin Herbert as the signal-caller registered his 23rd career 300-yard passing performance...Protected Justin Herbert as he threw for a career-high 40 receptions and a career-best 405 yards in the Week 3 win over Minnesota, as Herbert became the first player in Chagers history to throw for 400 yards with 40 completions, three touchdowns and zero interceptions in a single game and set the NFL's all-time record for most completions in a player's first four seasons...Helped the offense rush for 155 yards in the Week 4 win over the division-rival Raiders...**vs. Miami (Sept. 10):** Started at LG, his first-career start at the position...Supported the offensive unit as the group accounted for 433 net yards offensively with 30 first downs... Helped propel RB Austin Ekeler to total 164 yards from scrimmage, including 117 on the ground and one touchdown, as Ekeler and RB Joshua Kelley became the first pair of Chargers RBs to each eclipse 90 yards rushing in the same game since 2008...As a group, the offense became the league's first unit to rush for 230 yards and two touchdowns on Kickoff Weekend since 2010...**at**

Tennessee (Sept. 17): Started at LG...Protected QB Justin Herbert in Week 2, as the signal-caller registered his 23rd career 300-yard passing game, the third-most by any player in their first four professional seasons in NFL history...Aided an offense that accounted for three fourth-down conversions in the first half...**at Minnesota (Sept. 24):** Started at LG...Helped the offense total 475 yards of offense in the game, allowing just one sack on 49 dropbacks...Protected Justin Herbert as he threw for a career-high 40 receptions and a career-best 405 yards in the Week 3 win over Minnesota, as Herbert became the first player in Chagers history to throw for 400 yards with 40 completions, three touchdows and zero interceptions in a single game and set the NFL's all-time record for most completions in a player's first four seasons...**vs. Las Vegas (Oct. 1):** Started at LG, helping the offense rush for 155 yards on the day...The offense accounted for 95 rushing yards in the first quarter, the most by a Bolts offense in a first quarter since 2017...**vs. Dallas (Oct. 16):** Started at LG, appearing on all 73 offensive snaps...**at Kansas City (Oct. 22):** Started at LG and played all 63 snaps...**vs. Chicago (Oct. 29):** Started at LG and supported a unit that allowed zero sacks in the primetime win on *Sunday Night Football*...**at New York Jets (Nov. 6):** Started at LG and helped RB Austin Ekeler total multiple touchdowns in a winning effort on *Monday Night Football*...**vs. Detroit (Nov. 12):** Started at LG and supported an OL unit that didn't allow a sack...**at Green Bay (Nov. 19):** Started at LT, helping the offense total 150 rushing yards...**vs. Baltimore (Nov. 26):** Started at LG on *Sunday Night Football*...**at New England (Dec. 3):** Started at LG and aided a unit that allowed zero sacks on 61 offensive plays...**vs. Denver (Dec. 10):** Started at LG in the Week 14 matchup...**at Las Vegas (Dec. 14):** Started at LG and played all 68 offensive snaps on *Thursday Night Football*...**vs. Buffalo (Dec. 23):** Started at LG and helped QB Easton Stick secure the third-best completion percentage (70.8 pct.) among all quarterbacks in their first two career starts with at least three passing touchdowns and one rushing score...**at Denver (Dec. 31):** Inactive.

2022: Started at RG in all 17 games of his rookie season...Contributed to an offensive line that had allowed 10 sacks through the first eight games of the season, which was the lowest mark allowed by an offensive line in the NFL through Week 9...Started at RG For the teams AFC Wild Card game against the Jacksonville Jaguars...**Awards:** *Professional Football Writers of America* All-Rookie (G)...Pro Football Focus All-Rookie (RG)...Pro Football Journal First-Team All-Rookie (G)...**vs. Las Vegas (Sept. 11):** Started at RG and helped the offensive line to not surrender a sack on the day...Kept QB Justin Herbert upright as the signal-caller produced the fourth-best passer-rating (129.4) by a Chargers QB in a season opener in franchise history...Protected Herbert as he collected his 80th career total TD, doing so in his 33rd career game, the second-fastest by any player in league annals...**at Kansas City (Sept. 15):** Started at RG...Protected Justin Herbert as he threw for 334 yards and three scores, extending his passing TD streak to 23 games, the second-longest active streak in the NFL and tied for the third-longest in Chargers history...**vs. Jacksonville (Sept. 25):** Started at RG and blocked for Justin Herbert to help him surpass 900-career completions and 10,000-career passing yards...**at Houston (Oct. 2):** Started at RG and helped block RB Austin Ekeler en route to his fourth career three-TD game...Protected Justin Herbert to help him achieve eclipse 300 passing yards for the 19th time in his career, tying QB Andrew Luck for most such games through three seasons in NFL history...Helped the offense collect 27 points in the first half, which were the most by the Chargers in the first half since 2018...**at Cleveland (Oct. 9):** Started at RG, blocking for Austin Ekeler en route to a career-high 173 rushing yards and his 50th career scrimmage TD...Also helped Ekeler become the first running back in the common draft era (since 1967) to record multiple receiving TDs in each of the first six seasons of a career...Protected Justin Herbert in his 26th consecutive game with a TD pass...**vs. Denver (Oct. 17):** Blocked for Justin Herbert as the starting RG to become the fastest player in NFL history to complete 1,000 passes, doing so in 38 games...**vs. Seattle (Oct. 23):** Protected Justin Herbert en route to throwing his 80th career TD in his 39th career game, becoming the fourth player in league history to throw at least 80 TDs within a player's first 40 games...**at Atlanta (Nov. 6):** Helped the offensive line allow zero sacks for the second time of the season...Protected Justin Herbert en route to setting the record for most completed passes in a player's first three seasons in NFL history, passing Andrew Luck's mark of 1,062 completions in the fourth quarter...**at San Francisco (Nov. 13):** Started at RG and appeared in all 58 offensive snaps...**vs. Kansas City (Nov. 20):** Kept Justin Herbert upright to surpass 12,000 career passing yards in his 42nd career game, becoming the second-fastest QB in NFL history to pass that mark...**at Arizona (Nov. 27):** Helped block for Justin Herbert to help him tally the second-most TD passes and passing yards through a player's first three seasons in NFL history...**at Las Vegas (Dec. 4):** Protected Justin Herbert on his way to throw for over 300 yards for the 20th time in his career, the most by a QB through a player's first three professional seasons in NFL history...**vs. Miami (Dec. 11):** Helped Justin Herbert set the NFL record for most passing yards (13,056) by a QB through their first three seasons, passing Andrew Luck...**vs. Tennessee (Dec. 18):** Part of a line that kept Justin Herbert upright to surpass 4,000 passing yards on the season, becoming the first QB in NFL history to have three-straight seasons of at least 4,000 passing yards to start a career...**at Indianapolis (Dec. 26):** Blocked for Austin Ekeler to run in a pair of TDs, reaching a league-best 16 scrimmage scores through the first 16 weeks of the season...**vs. L.A. Rams (Jan. 1):** Started at RG and contributed to an offensive line that didn't allow a sack...Helped the offensive line block for Austin Ekeler's two rushing TDs, a 72-yard score...Protected Justin Herbert surpass 100 combined TDs, tied for the most through a player's first three seasons in NFL history...**at Denver (Jan. 8):** Protected

Justin Herbert to throw a TD, marking his 45th career game with a TD pass, setting the NFL record for the most games with a passing score in the first three seasons of a career...Herbert also set the all-time mark for combined scores in the first three seasons of a career, reaching 102 to pass Hall of Fame QB Dan Marino (100)...**at Jacksonville (AFC Wild Card, Jan. 14):** Started the game at RG and appeared in all 70 snaps on offense...Helped the offense accrue 17 points in the first quarter, the third-most points in a single quarter in Chargers playoff history...Helped the offense total 27 points in the first half, the second-most ever in a Chargers playoff game.

COLLEGE: Finished his college career at Boston College, playing his final three seasons (2019-21) for the Eagles...Transferred to Boston College after spending the two years (2017-18) at Davidson...A team captain each of his final two years for the Eagles, he was named a first-team All-America as a senior by *The Associated Press*, ESPN.com, *USA Today* and Walter Camp... Also a first-team All-Atlantic Coast Conference selection following the 2021 season...Started 11-of-12 games at LG as a senior and all 11 games at LT as a junior...Named third-team All-ACC in 2020 and was a second-team All-ACC selection in 2019...Twice earned ACC Offensive Lineman of the Week, both during his first season at Boston College...At Davidson in 2018, was a first-team All-Pioneer Football League selection after starting 10 games at RT and one at LT.

PERSONAL: Given name Zion Johnson...First name is pronounced ZEYE-uhn...Born in Bowie, Md. ...Was high school teammates with Vikings T Christian Darrisaw, as the pair bookended the Riverdale Baptist School offensive line at the tackle positions...Grew up playing golf and did not begin playing football until his junior year of high school...Son of Tammie Edwards...Graduated from Boston College with a bachelor's degree in computer science and a master's degree in cybersecurity policy and governance...**High School:** Attended Riverdale Baptist School in Upper Marlboro, Md. ...Earned the team's Coaches Award in 2016 after being named the program's Most Improved Player in 2015, his first season playing football.

ZION JOHNSON NFL GAMES

Year	Team	GP	GS
2022	Los Angeles Chargers	17	17
2023	Los Angeles Charges	15	15
2024	Los Angeles Chargers	17	17
NFL Totals		**49**	**49**

POSTSEASON

Year	Team	GP	GS
2022	Los Angeles Chargers	1	1
2024	Los Angeles Chargers	1	1
Postseason Totals		**2**	**2**

QUENTIN JOHNSTON

1 | WIDE RECEIVER | TCU
6-2 | 208 LBS | TEMPLE, TEXAS
ACQUIRED: DRAFT 1 —'23
EXPERIENCE: 3RD NFL SEASON
3RD YEAR WITH CHARGERS

CAREER HIGHLIGHTS

- *Competed in 32 regular season games (21 starts) in his first two professional seasons and hauled in 93 receptions for 1,142 yards (12.3 avg.) and 10 touchdowns. Also ran the ball six times for 15 yards (2.5 avg.).*
- *Recorded a career-high in receptions (55), receiving yards (711) and receiving touchdowns (eight) in 2024.*
- *Topped the century mark for the first time in Week 9 against Cleveland, totaling 118 yards and a 66-yard touchdown on four receptions (29.5 avg.).*
- *Set career highs in receptions (13) and receiving yards (186) in the Week 18 regular season finale at Las Vegas. His nine first half receptions are tied for the third most in the opening half of a game by a Chargers receiver since 1991.*
- *Logged a career-high 91 receiving yards on three receptions (30.3 avg.) in Week 14 against Denver.*

2024: Played in 15 games (11 starts) and caught 55 passes for 711 yards (12.9 avg.) and eight TDs...Also carried the ball three times for six yards...Appeared in his first career postseason game...**vs. Las Vegas (Sept. 8):** Hauled in three passes for 38 yards (12.7) to open the season...**at Carolina (Sept. 15):** Recorded five receptions for 51 yards (10.2 avg.) and two TDs...Opened scoring on a 29-yard TD pass from Justin Herbert, beating Carolina's Jaycee Horn on a go-route...Connected with Herbert on a five-yard pass to score his first career multi-TD game...Four-of-five of his receptions came on third down, including both of his scores...**at Pittsburgh (Sept. 22):** Caught a pair of passes for 44 yards (22.0 avg) and a TD...Opened scoring with a 27-yard TD pass from Justin Herbert, marking the first time in his career that he has scored in back-to-back games...**vs. Kansas City (Sept. 29):** Logged one reception for nine yards...**at Denver (Oct. 13):** Hauled in three passes for 22 yards (7.3 avg.)...**at Cleveland (Nov. 3):** Posted 118 receiving yards and a TD on four receptions...Scored on a 66-yard toss from Justin Herbert, the longest reception of his career...marked the first time in his career he had topped 100 yards in a game, reaching the century mark in the first half...**vs. Tennessee (Nov. 10):** Scored for a second week in a row, totaling a pair of receptions for 24 yards and a TD...Gave the Bolts a 20-10 advantage with a 10-yard TD reception from Justin Herbert...**vs. Cincinnati (Nov. 17):** Found paydirt for a third week in a row, totaling two reception for 48 yards (24.0 avg.) and a TD on *Sunday Night Football*...**vs. Baltimore (Nov. 25):** Contributed on 45 snaps on *Monday Night Football*...**at Atlanta (Dec. 1):** Hauled in a pair of passes for 12 yards (6.0 avg.)...**at Kansas City (Dec. 8):** Recorded five receptions for 48 yards (9.6 avg.) and a score on *Sunday Night Football*...Gave the Bolts a 14-13 lead after hauling in a four-yard TD pass from Herbert...**vs. Tampa Bay (Dec. 15):** Posted five receptions for 45 yards (9.0 avg) and TD...Caught a five-yard comeback and blew past three Buccaneer defenders for a 13-yard TD reception...**vs. Denver (Dec.19):** Hauled in three receptions for 18 yards (6.0 avg)...**at New England (Dec. 28):** Caught five passes for 48 yards (9.6 avg.) to seal a playoff bid...**at Las Vegas (Jan. 5):** Set career highs in receptions (13) and receiving yards (186) in winning effort in Las Vegas...His 186 yards on the day were the most by a Bolts receiver in the 2024 season and the most since Keenan Allen totaled 183 against Houston in Week 3 of the 2019 season...Recorded 117 yards on nine receptions (13.0 avg.) in the first half, marking the second time he had eclipsed 100 yards in the first half in the 2024 season...His 117-yard first half receiving total was the most to open a game by a Bolts player since 1991 while his nine receptions ranked tied for third in that timeframe...**at Houston (Jan. 11):** Started at WR in the Bolts' Wild Card appearance.

2023: Appeared in all 17 games (10 starts), totaling 38 receptions for 431 yards (11.3 avg.) and two touchdowns with a long grab of 57 yards...Set a career-high with 91 yards on three receptions in the Week 14 matchup against Denver, aided by a career-long 57-yard grab in the fourth quarter, which set up a Chargers touchdown four plays later...Totaled a season-best five receptions for 50 yards (10.0 avg.) in the Week 8 win over the Bears on *Sunday Night Football*, moving the chains on four occassions, including twice on third down...Secured first-career toucdown grab, a fourth-quarter, fourth-down receiving touchdown, in the Week 10 loss to Detroit...Secured a season-long 18-yard grab on a third-down conversion in the Week 4 win over the Raiders...Registered a career-long 20-yard grab in the Week 7 matchup at Kansas

City...**vs. Miami (Sept. 10):** Made NFL debut, totaling two receptions for nine yards (4.5 avg.), including an 11-yard grab...Near the end of the first half, caught an 11-yard pass from Herbert to continue a drive that ultimately was capped by a K Cameron Dicker 50-yard field goal...**at Tennessee (Sept. 17):** Caught one pass for seven yards (7.0 avg.) in the first quarter, the Chargers' first completion of the game...**at Minnesota (Sept. 24):** Added two receptions for 10 yards (5.0 avg.) with a long reception of seven yards in a winning effort...**vs. Las Vegas (Oct. 1):** Started at WR and totaled one catch for 18 yards, a third-and-1 conversion early in the second quarter, in the home divisional victory...**vs. Dallas (Oct. 16):** Contributed on offense in the *Monday Night Football* matchup...**at Kansas City (Oct. 22):** On third-and-seven, totaled a career-long 20-yard grab, helping move the chains for the offense...**vs. Chicago (Oct. 29):** Totaled a season-high five receptions for 50 yards (10.0 avg.) with a long grab of 18 yards...Reached the first-down marker on three of his five catches, two of which were on third down...**at New York Jets (Nov. 6):** Caught two passes for 14 yards (7.0 avg.), including a third-down 10-yard grab on the first play from scrimmage in the fourth quarter...**vs. Detroit (Nov. 12):** Hauled in four catches for 34 yards (8.5 avg.) and a touchdown, his first NFL receiving score...On a fourth-and-one in the fourth quarter, hit a quick slant followed by a play-fake and caught the pass from QB Justin Herbert, helping tie the game following the PAT...**at Green Bay (Nov. 19):** Totaled two catches for 21 yards (10.5 avg.) with a long reception of 17 yards...**vs. Baltimore (Nov. 26):** Secured one catch for seven yards early in the third quarter...**at New England (Dec. 3):** Recorded a career-high 52 yards on five receptions (10.4 avg.), with a long of 27 yards, in the rainy winning affair...Caught a season-long 27-yard pass on third down in the third quarter...**vs. Denver (Dec. 10):** Caught three receptions for a career-best 91 yards (30.3 avg.) with a career-long 57 yards...Hauled-in the 57-yard grab on a second-down shot in the fourth quarter, before QB Easton Stick went back in his direction the following play for a 22-yard completion, setting up and eventual Chargers touchdown...**at Las Vegas (Dec. 14):** In his *Thursday Night Football* debut, totaled two catches for 23 yards (11.5 avg.) and a touchdown with a long receptio of 17 yards...Found the end zone on the receiving end of a fourth-quarter, third-and-goal pass from QB Easton Stick, his second score of the season...**vs. Buffalo (Dec. 23):** Caught two passes for 29 yards (14.5 avg.) in the primetime bout, including a 21-yard grab on the offense's 14-play, 90-yard scoring drive on the unit's opening possession... Helped QB Easton Stick secure the third-best completion percentage (70.8 pct.) among all quarterbacks in their first two career starts with at least three passing touchdowns and one rushing score...**at Denver (Dec. 31):** Started at WR and totaled three receptions for 29 yards (9.7 avg.) with a long of 15 yards...Moved the chains on two of his three receptions...Helped QB Easton Stick set a single-game career-high with 24 completions...**vs. Kansas City (Jan. 7):** Started at WR in the regular season finale, hauling-in two grabs for 17 yards (8.5 avg.) with a long reception of 13 yards...Added one rush for six yards.

COLLEGE: A first-team All-Big XII selection in each of his last two seasons with TCU and was an honorable mention as a freshman in 2020. Over three seasons (2020-22) in Fort Worth, Texas, he appeared in 32 games, hauling in 115 receptions for 2,190 yards (19.0 avg.) and 14 touchdowns. Johnston led the Horned Frogs in receiving yards each of his three seasons, including being TCU's first 1,000-yard receiver since 2018 as a senior.

PERSONAL: Given name Quentin Tyre Johnston...Born in Temple, Texas...His mother, Sherry, and father, Carl, are both Army veterans, with Sherry serving in Operation Desert Storm/ Desert Shield and Carl in Kuwait in 1995...Enjoys graphic design projects...**High School:** Attended Temple High School in Temple, Texas, where, as a senior, he helped lead Temple to a 9-3 record and 2019 district championships, finishing the 2019 season with 41 catches for 778 yards and eight TDs...Emerged as one of the top pass-catchers in the state as a junior with 54 catches for 1,015 yards and 13 TDs, earning All-Region honors...Also played basketball and competed in track & field, where he finished third at the 2019 5A State Championships in the high jump.

QUENTIN JOHNSTON NFL STATISTICS

				— Receiving —					— Rushing —					Scrimmage
Year	Team	GP	GS	No.	Yds	Avg.	Lg	TD	Att	Yds	Avg.	Lg	TD	Yards
2023	Los Angeles Chargers	17	10	38	431	11.3	57	2	3	9	3.0	6	0	440
2024	Los Angeles Chargers	15	11	55	711	12.9	66t	8	3	6	2.0	4	0	717
NFL Totals		**32**	**21**	**93**	**1,142**	**12.3**	**66t**	**10**	**6**	**15**	**2.5**	**6**	**0**	**1,157**

NAQUAN JONES

96 | DEFENSIVE LINE | MICHIGAN STATE
6-3 | 313 LBS | EVANSTON, ILL.
ACQUIRED: UFA (ARI) —'25
EXPERIENCE: 5TH NFL SEASON
1ST YEAR WITH CHARGERS

CAREER HIGHLIGHTS

- *Enters his fifth professional season with 89 tackles (38 solo), 11 tackles for loss, 6.5 sacks, nine quarterback hits and four passes defensed over 48 games (eight starts) with the Tennessee Titans and Arizona Cardinals.*
- *Set career highs in sacks (3.0) and quarterback hits (four) while matching his career high with four tackles for loss in 2024.*
- *Made one playoff start with the Titans as a rookie, recording a pair of solo tackles, 0.5 sack and a pair of quarterback hits.*

2024: Recorded three tackles (two solo), 1.0 sack, a QB hit and a tackle for loss...Sacked Brock Purdy on second-and-long...**at Green Bay (Oct. 13):** Logged a career-high seven tackles (two solo)...**vs. Los Angeles Chargers (Oct. 21):** Recorded a pair of solo tackles, 1.0 sack, two QB hits and a tackle for loss on *Monday Night Football*...Sacked Justin Herbert to force third-and-28...**at Miami (Oct. 27):** Turned in a pair of tackles...**vs. New York Jets (Nov. 10):** Contributed on defense and special teams...**at Seattle (Nov. 24):** Recorded a tackle and a pass defensed...Broke up a Geno Smith pass at the line intended for Jackson Smith-Njigba...**at Minnesota (Dec. 1):** Recorded a pair of tackles and a pass defensed...Batted a Sam Darnold pass at the line...**vs. Seattle (Dec. 8):** Logged a pair of tackles (one solo)...**vs. New England (Dec. 15):** Totaled a pair of tackles...**at Carolina (Dec. 22):** Turned in three tackles (two solo), 1.0 sack, a QB hit and a tackle for loss...Sacked Bryce Young to force third-and-long...**at Los Angeles Rams (Dec. 28):** Turned in a solo tackle for loss...**vs. San Francisco (Jan. 5):** Logged a pair of tackles (one solo).

2023: Competed in eight games (one start) with Tennessee to open the season and totaled eight tackles...Wrapped up the season with Arizona, appearing in four games (one start) and compiling nine tackles, one for loss...**at New Orleans (Sept. 10):** Logged a tackle...**at Los Angeles Chargers (Sept. 17):** Recorded a tackle...**at Cleveland (Sept. 24):** Recorded a tackle...**vs. Cincinnati (Oct. 1):** Turned in a pair of tackles...**at Indianapolis (Oct. 8):** Recorded a tackle...**vs. Baltimore (Oct. 15):** Earned a start at NT and recorded a tackle...**vs. Atlanta (Oct. 29):** Saw action on defense and special teams...**at Pittsburgh (Nov. 2):** Recorded a tackle...**vs. San Francisco (Dec. 17):** Made his Cardinals debut and recorded a tackle...**at Chicago (Dec. 24):** Totaled three tackles (one solo)...**at Philadelphia (Dec. 31):** Saw action on defense and special teams...**vs. Seattle (Jan. 7):** Matched his career high with five tackles (two solo) with one for loss.

2022: Competed in 11 games with a start...Compiled 16 tackles (10 solo), 1.0 sack, a pair of QB hits and two tackles for loss...**at Buffalo (Sept. 19):** Turned in four tackles (two solo)...**vs. Las Vegas (Sept. 25):** Recorded a tackle...**at Indianapolis (Oct. 2):** Saw action on defense and special teams...**at Washington (Oct. 9):** Logged a tackle...vs. Indianapolis (Oct. 23): Contributed on defense and special teams...**at Kansas City (Nov. 6):** Recorded a pair of tackles (one solo)...**vs. Denver (Nov. 13):** Logged three tackles (two solo), 1.0 sack, a QB hit and a pair of tackles for loss...Downed Russell Wilson to force third-and-long...**vs. Jacksonville (Dec. 11):** Posted three tackles...**at Los Angeles Chargers (Dec. 18):** Turned in a pair of tackles (one solo) along with a QB hit...**vs. Houston (Dec. 24):** Contributed on defense and special teams...**vs. Dallas (Dec. 29):** Saw action on defense and special teams.

2021: Saw action in 13 games (five starts) and compiled 29 tackles (18 solo), 2.5 sacks, three QB hits, four tackles for loss and a pair of passes defensed...**at New York Jets (Oct. 3):** Made his NFL debut competing on defense and special teams...**at Jacksonville (Oct. 10):** Competed on defense and special teams...**vs. Buffalo (Oct. 18):** Recorded three solo tackles...**vs. Kansas City (Oct. 24):** Logged three tackles...**at Indianapolis (Oct. 31):** Recorded three solo tackles...**at Los Angeles Rams (Nov. 7):** Logged a pair of tackles (one solo)...**vs. New Orleans (Nov. 14):** Earned his first career start...Turned in a solo tackle, his first career sack, QB hit and tackle for loss...hit a swim move to down Trevor Siemian and force third-and-long...**vs. Houston (Nov. 21):** Logged three tackles (two solo) and a tackle for loss...**at New England (Nov. 28):** Recorded a tackle and a QB hit...**vs. Jacksonville (Dec. 12):** Turned in a pair of tackles...**at Pittsburgh (Dec. 19):** Totaled four tackles (three solo), 1.0 sack, a QB hit and a pair of tackles for loss...Downed Ben Roethlisberger to force third-and-long...**at San Francisco (Dec. 23):** Set a career high with five tackles (three solo) and a pass defensed...**vs. Miami (Jan. 2):** Turned in a pair of solo tackles and a pass defensed.

COLLEGE: Played four seasons (2017-20) for Michigan State, lettering all four years, after redshirting in 2016...Totaled 78 tackles, 12.5 tackles for loss, three sacks, three passes defensed, a forced fumble and a recovery in his 46 career games in East Lansing, Mich.

PERSONAL: Given name Naquan Jones...Born in Evanston, Il. ...Graduated from Michigan State University in December 2020 with a bachelor's degree in advertising management...**High School:** Attended Evanston Township High School in Evanston, Il. ...Named to USA Today's All-USA Illinois first team and selected to the Pioneer Press all-area second team in 2015... Rated as the No. 22 defensive tackle by Scout, No. 23 by 247Sports, No. 24 by Rivals and No. 31 by ESPN... named to PrepStar's All-Midwest Team...named to USA TODAY's ALL-USA Illinois First Team... earned first-team All-Central Suburban League South honors as a senior...recorded 44 tackles in 2015...tallied 39 stops as a junior...produced 13 career tackles for loss, including six sacks... Lettered in basketball for Evanston Township

NAQUAN JONES NFL STATISTICS

				— Tackles —						— Interceptions —					— Fumbles —		
Year	**Team**	**GP**	**GS**	**Total**	**Solo**	**Asst**	**Sacks**	**Yds**	**TFL**	**No.**	**Yds**	**Lg**	**TD**	**PD**	**FF**	**FR**	**Yds**
2021	Tennessee	13	5	29	18	11	2.5	17	4	0	0	—	0	2	0	0	0
2022	Tennessee	11	1	16	6	10	1.0	1	2	0	0	—	0	0	0	0	0
2023	Tennessee/Arizona	12	2	17	3	14	0.0	0	1	0	0	—	0	0	0	0	0
2024	Arizona	12	0	27	11	16	3.0	21	4	0	0	—	0	2	0	0	0
NFL Totals		**48**	**8**	**89**	**38**	**51**	**6.5**	**39**	**11**	**0**	**0**	**—**	**0**	**4**	**0**	**0**	**0**

POSTSEASON

				— Tackles —						— Interceptions —					— Fumbles —		
Year	**Team**	**GP**	**GS**	**Total**	**Solo**	**Asst**	**Sacks**	**Yds**	**TFL**	**No.**	**Yds**	**Lg**	**TD**	**PD**	**FF**	**FR**	**Yds**
2021	Arizona	1	1	2	0	2	0.5	1.5	0	0	0	—	0	0	0	0	0
Postseason Totals		**1**	**1**	**2**	**0**	**2**	**0.5**	**1.5**	**0**	**0**	**0**	**—**	**0**	**0**	**0**	**0**	**0**

TREY LANCE

5 | QUARTERBACK | NORTH DAKOTA STATE
6-4 | 226 LBS | MARSHALL, MINN.
ACQUIRED: UFA (DAL) —'25
EXPERIENCE: 5TH NFL SEASON
1ST YEAR WITH CHARGERS

CAREER HIGHLIGHTS

- *Enters his fifth NFL season with completing 81-of-143 passes (56.6 pct.) for 1,063 yards and five touchdowns with four interceptions for a passer rating of 80.3 with the San Francisco 49ers and Dallas Cowboys.*
- *Tossed a pair of touchdowns to Deebo Samuel in Week 4 against Seattle of his rookie season, including a career-long 76-yard touchdown pass.*
- *Originally entered the NFL as the third overall pick of the 2021 NFL Draft with the San Francisco 49ers.*

2024: Served as a backup quarterback in Dallas...Saw action in four games with one start...Completed 25-of-41 passes (61.0 pct.) for 266 yards with an INT...Ran the ball 11 times for 41 yards (3.7 avg.)...**vs. Philadelphia (Nov. 10)**: Was substituted in and completed four-of-six passes (66.7 pct.) for 21 yards with an INT...Also carried the ball three times for 17 yards (5.7 avg.)...**at Washington (Nov. 24):** Contributed a pair of offensive snaps...**at Philadelphia (Dec. 29):** Completed a pass for a yard...Also carried the ball once for a yard...**vs. Washington (Jan. 5):** Earned his first start in Dallas...Completed 20-of-34 passes (58.8 pct.) for 244 yards...carried the ball six times for 26 yards (4.3 avg.).

2023: Did not see action in the 2023 season serving as a reserve quarterback.

2022: Started two games...Completed 15-of-31 passes (48.4 pct.) for 194 yards...Carried the ball 16 times for 67 yards (4.2 avg.)...**at Chicago (Sept. 11):** Opened season completing 13-of-28 passes for 164 yards with an INT...Ran the ball 13 times for 54 yards (4.2 avg.)...**vs. Seattle (Sept. 18):** Completed two-of-three passes (66.7 pct.) for 30 yards...Carried the ball three times for 13 yards (4.3 avg.).

2021: Saw action in six games (two starts)...Completed 41 of 71 passes (57.7 pct.) for 603 yards and five TDs with a pair of INTs...Ran the ball 38 times for 168 yards and a score...**at Detroit (Sept. 12):** Made his NFL debut and completed a pass for five yards...Ran the ball twice for two yards (0.7 avg.)...**vs. Green Bay (Sept. 26):** Ran the ball for a one-yard TD on a designated quarterback run...**at Seattle (Oct. 3):** Completed nine-of-18 passes (50.0 pct.) for 157 yards and two TDs...Ran the ball seven times for 41 yards (5.9 avg.)...Connected with Deebo Samuel on a wheel route for a 76-yard score...Connected with Samuel for a second time on a screen for an eight-yard score...**at Arizona (Oct. 10):** Earned his first NFL start and completed 15-of-29 passes (51.7 pct.) for 192 yards with an INT...Carried the ball 16 times for 89 yards (5.6 avg.)...**at Jacksonville (Nov. 21):** Ran the ball three times for four yards (1.3 avg.)...**vs. Houston (Jan. 2):** Earned his second start and completed 16-of-23 passes for a career-high 249 yards and two TDs with an INT for a passer rating of 116.0...Ran the ball eight times for 31 yards (3.9 avg.)...Connected with Elijah Mitchell for an eight-yard score...Found Deebo Samuel on a deep route for a 45-yard TD pass.

COLLEGE: Appeared in 19 games over three seasons (2018-20) at North Dakota State, helping the Bison win a pair of FCS National Championships (2018-19)...As a redshirt freshman in 2019, was named the starter and led North Dakota State to its third-straight FCS National Championship...Was named the game's MVP in the 28-20 victory...Completed a record-setting campaign that season, completing 66.9 percent of his passes (192-of-287) for 2,786 yards and 28 touchdowns with zero interceptions (180.6 efficiency rating)...Set the NCAA record for the most passing attempts in a single season without an interception...Added 1,100 rushing yards and 14 touchdowns on the ground, winning the Walter Payton Award as the most outstanding player in FCS along with the STATS FCS Jerry Rice Award as the top freshman player in the subdivision, becoming the first player to win both major FCS legacy awards in the same season...Also named the Missouri Valley Football Conference Offensive Player of the Year in 2019...Finished collegiate career with a 17-0 record, leading the Bisons to the first 16-0 finish in college football since 1894.

PERSONAL: Born in Marshall, Minn. ...Majored in strategic communication with a minor in business administration at North Dakota State...Younger Brother, Bryce, is a wide receiver for North Dakota State, entering into his senior season... Father, Carlton, played for Southwest Minnesota State and joined NFL camps with the Houston Oilers and San Francisco 49ers before playing in the CFL for the Saskatchewan Roughriders and in the World League for the London Monarchs... High School: Attended Marshall High School... was a three-year starter at both quarterback and safety...His senior season, threw for 1,386 yards and 14 touchdowns with 641 rushing yards and 10 touchdowns on the ground...Recorded 54 tackles and three interceptions...Passed for 3,026 yards and a school-record 33 TDs in his career with 1,177 rushing yards and 18 TDs...2017 Minnesota Vikings All-State Team...2017 Minnesota all-star game participant...Team captain and all-conference performer in both football and basketball at Marshall High School.

TREY LANCE NFL STATISTICS

REGULAR SEASON PASSING

Year	Team	GP	GS	Att	Cmp	Pct.	Yds	Y/A	TD	Int	Lg	Sk	Lost	Rating
2021	San Francisco	6	2	71	41	57.7	603	8.5	5	2	76t	4	15	97.3
2022	San Francisco	2	2	31	15	48.4	194	6.3	0	1	44	2	9	55.0
2024	Dallas	4	1	41	25	61.0	266	6.5	0	1	33	4	23	69.8
NFL Totals		**12**	**5**	**143**	**81**	**56.6**	**1,063**	**7.4**	**5**	**4**	**76t**	**10**	**47**	**80.3**

REGULAR SEASON RUSHING

Year	Team	Att	Yds	Avg.	Lg	TD
2021	San Francisco	38	168	4.4	15	1
2022	San Francisco	16	67	4.2	13	0
2024	Dallas	11	41	3.7	11	0
NFL Totals		**65**	**276**	**4.2**	**15**	**1**

DEANE LEONARD

33 | DEFENSIVE BACK | MISSISSIPPI
6-0 | 195 LBS | CALGARY, ALBERTA, CANADA
ACQUIRED: DRAFT 7 —'22
EXPERIENCE: 4TH NFL SEASON
4TH YEAR WITH CHARGERS

CAREER HIGHLIGHTS

- *Competed in 41 career games (three starts) including the postseason and compiled 25 tackles (19 solo), two tackles for loss, seven passes defensed, two forced fumbles and two fumble recoveries as well as 17 special teams tackles.*
- *Caught his first interception in the Wild Card Round against Houston.*
- *Tallied a career-high seven solo tackles and one tackle for loss in his second career start in Week 12 of the 2023 season against Baltimore.*

2024: Served as a backup quarterback in Dallas...Saw action in four games with one start...Completed 25-of-41 passes (61.0 pct.) for 266 yards with an INT...Ran the ball 11 times for 41 yards (3.7 avg.)...**vs. Philadelphia (Nov. 10**): Was substituted in and completed four-of-six passes (66.7 pct.) for 21 yards with an INT...Also carried the ball three times for 17 yards (5.7 avg.)...**at Washington (Nov. 24):** Contributed a pair of offensive snaps...**at Philadelphia (Dec. 29):** Completed a pass for a yard...Also carried the ball once for a yard...**vs. Washington (Jan. 5):** Earned his first start in Dallas...Completed 20-of-34 passes (58.8 pct.) for 244 yards...carried the ball six times for 26 yards (4.3 avg.).

2023: Appeared in 11 games, starting three in the secondary, while also serving as a primary contributor on special teams...Defensively, totaled 20 tackles (15 solo), including one tackle for loss, to go along with three passes defensed and one forced fumble...Tied a team-high with special teams tackles on the season...**vs. Miami (Sept. 10):** Opened the season with 18 snaps contributed on special teams...**at Tennessee (Sept. 17):** Saw action on 21 special teams snaps...**at Minnesota (Sept. 24):** Contributed on 14 special teams plays...**vs. Las Vegas (Oct. 1):** Inactive (hamstring)...**vs. Chicago (Oct. 29):** Returned to the lineup and served as a primary contributor on defense and on special teams...Aided a defense that picked off two passes and forced three turnovers on downs, holding Chicago to one fourth-down conversions on four attempts...**at New York Jets (Nov. 6):** Secured two tackles, both on punt coverage, in the primetime win on *Monday Night Football*, as well as one pass defensed late in the game in coverage of WR Garrett Wilson and one tackle...Aided a unit that held the Jets to 3-of-17 on third down (17.6 pct.), totaled a season-high eight sacks, collected three takeaways and didn't allow the Jets to score an offensive touchdown...**vs. Detroit (Nov. 12):** Started at CB and recorded a career-high five tackles (two solo) and one pass defensed, his second in as many weeks, in the matchup...On back-to-back plays late in the first quarter, had pass attempts in his direction, both of which resulted in incompletion...Registered his first career pass defensed in coverage of Lions WR Amon-Ra St. Brown on a deep pass down the Chargers' sideline, which he broke up...Also contributed on special teams...**at Green Bay (Nov. 19):** Totaled three special teams tackles, the most by any Chargers player in a single game since 2021, in the road matchup...**vs. Baltimore (Nov. 26):** Started at CB and secured seven solo tackles, including one tackle for loss...In the third quarter, read the offensive concept and pursued WR Zay Flowers on a screen pass, dropping Flowers for a loss of five yards on the attempted screen...Contributed significantly on defensed, aiding a unit that held the Ravens to just three points off of turnovers and scoreless in the fourth quarter for just the second time this season, allowing just four conversions on 13 third-down attempts (30.8 pct.)...**at New England (Dec. 3):** Matched his career-high, set in Week 12, with seven tackles (five solo), adding a pass defensed...Broke up a pass intended for WR DeVante Parker on the Patriots' final offensive drive, his third pass defensed of the season...Also added a tackle as a gunner on punt coverage in the third quarter, his team-leading sixth special teams tackle of the year...Helped support a unit that held an opponent scoreless for the duration of the game for the first time since 2017 (Week 7) and matched a season-best with eight tackles for loss...**vs. Denver (Dec. 10):** Inactive...**at Denver (Dec. 31):** Returned to the lineup and served as a primary contributor on special teams...**vs. Kansas City (Jan. 7):** Secured two special teams tackles while provided aid on the coverage units, taking his season total in special teams stops to eight...Forced a fumble on the first punt of the game, one that would be eventually be recovered by the Chiefs.

2022: Appeared in all 17 regular-season games, primarily contributed on special teams and collecting four special teams tackles...**vs. Las Vegas (Sept. 11):** In his NFL debut, logged 15 special teams snaps...**at Kansas City (Sept. 15):** Contributed on 14 special teams snaps...**vs. Jacksonville (Sept. 25):** Saw action on 16 special teams plays...**at Houston (Oct. 2):** Participated on 14 special teams snaps...**at Cleveland (Oct. 9):** Continued to contribute on special teams...**vs. Denver (Oct. 17):** Recovered the Broncos' muffed punt return in the overtime period to help set up K Dustin Hopkins' game-winning 39-yard field goal...**vs. Seattle (Oct. 23):** Participated on 18 special teams plays...**at Atlanta (Nov. 6):** Contributed on 16 special teams plays...**at San Francisco (Nov. 13):** Saw action on 18 special teams snaps...**vs. Kansas City (Nov. 20):** Continued to aid the special teams units...**at Arizona (Nov. 27):** Collected one tackle on punt coverage, his third tackle on special teams this season...**at Las Vegas (Dec. 4):** Contributed on special teams...**vs. Miami (Dec. 11):** Saw action on 19 special teams plays...**vs. Tennessee (Dec. 18):** Continued to contribute on special teams, partnering with LB Troy Reeder to log a tackle on kickoff coverage... **at Indianapolis (Dec. 26):** Continued to provide reliable support on special teams, appearing in 13 special teams snaps... **vs. L.A. Rams (Jan. 1):** Contributed on defense and on special teams, aiding a unit that allowed just 111 net passing yards, the second-fewest in a single game this season...Downed one punt... **at Denver (Jan. 8):** Contributed on defense and on special teams in the season finale...Forced a muffed punt which led to a Chargers takeaway... **at Jacksonville (AFC Wild Card, Jan. 14):** Contributed on special teams in the AFC Wild Card Round matchup at Jacksonville.

COLLEGE: Appeared in 19 games over two seasons (2020-21) at Mississippi, totaling 64 tackles and 11 passes defensed...As a senior, set single-season career highs with 50 tackles, 30 solo stops and seven pass breakups...Set a career-best mark with three passes defensed in the home win over Texas A&M as a senior...Made his first career start at CB as a junior at Mississippi against South Carolina, totaling a career-best five tackles...Picked up a fumble on the goal line and returned it 84 yards to set up an Rebels TD in the Egg Bowl victory over Mississippi State in 2020...Before transferring to Mississippi, appeared in 23 career games for the University of Calgary...Finished with 47 tackles, one tackle for loss, one sack, and six interceptions...Named a two-time All-Canadian...Helped Calgary clinch its fifth Vanier Cup over Montreal in 2019.

PERSONAL: Given name Deane Joseph Leonard...Born in Calgary, Alberta, Canada...Was high school teammates with Bears LB Amen Ogbongbemiga...His father, Kenton, played seven seasons with the Calgary Stampeders of the Canadian Football League, totaling 12 career interceptions and helping Calgary win the 1992 Grey Cup...Earned a bachelor's degree in business from Mississippi...**High School:** Attended Notre Dame High in Calgary, Alberta, Canada...Lead the program to a Provincial crown in 2014...Also lettered in track and basketball.

DEANE LEONARD NFL STATISTICS

				— Tackles —						— Interceptions —					— Fumbles —		
Year	**Team**	**GP**	**GS**	**Total**	**Solo**	**Asst**	**Sacks**	**Yds**	**TFL**	**No.**	**Yds**	**Lg**	**TD**	**PD**	**FF**	**FR**	**Yds**
2022	Los Angeles Chargers	17	0	0	0	0	0.0	0	0	0	0	—	0	0	1	1	0
2023	Los Angeles Chargers	11	3	20	15	5	0.0	0	1	0	0	—	0	3	1	0	0
2024	Los Angeles Chargers	11	0	4	3	1	0.0	0	1	0	0	—	0	3	0	0	0
NFL Totals		**39**	**3**	**24**	**18**	**6**	**0.0**	**0**	**2**	**0**	**0**	**—**	**0**	**6**	**2**	**1**	**0**

POSTSEASON

				— Tackles —						— Interceptions —					— Fumbles —		
Year	**Team**	**GP**	**GS**	**Total**	**Solo**	**Asst**	**Sacks**	**Yds**	**TFL**	**No.**	**Yds**	**Lg**	**TD**	**PD**	**FF**	**FR**	**Yds**
2022	Los Angeles Chargers	1	0	0	0	0	0.0	0	0	0	0	—	0	0	0	0	0
2024	Los Angeles Chargers	1	0	1	1	0	0.0	0	0	1	0	0	0	1	0	0	0
Postseason Totals		**2**	**0**	**1**	**1**	**0**	**0.0**	**0**	**0**	**1**	**0**	**0**	**0**	**1**	**0**	**0**	**0**

KHALIL MACK

52 | OUTSIDE LINEBACKER | BUFFALO
6-3 | 269 LBS | FORT PIERCE, FLA.
ACQUIRED: TRADE (CHI) —'22
EXPERIENCE: 12TH NFL SEASON
4TH YEAR WITH CHARGERS

CAREER HIGHLIGHTS

- *Named a Pro Bowler nine of the last 10 seasons, including six-straight from 2015-20, and is one of four players since he entered the NFL in 2014 to be named an all-star with three different teams.*
- *Recognized as an Associated Press first-team All-Pro three times (2015, '16, '18), along with second-team AP All-Pro honors in 2020.*
- *Earned NFL Defensive Player of the Year in 2016 from AP and the Professional Football Writers of America after totaling 11 sacks, 14 tackles, five forced fumbles and three fumble recoveries.*
- *Made his Bolts debut in a home victory against Las Vegas in the 2022 season opener by posting 3.0 sacks, becoming just the seventh player since the sack became an official statistic in 1982 to have 3.0 or more sacks when making a debut with a team.*
- *Since entering the NFL in 2014, ranks fifth in the NFL with 107.5 sacks, while his 24 strip-sacks and his 32 forced fumbles rank No. 2 for the most among all defensive players.*
- *In the 150th regular-season game of his career, he eclipsed 100.0 career sacks in the second quarter on a nine-yard takedown. He was the sixth active player and 43rd in NFL history since sacks began being tracked in 1982 to reach that mark.*
- *In 2023, he collected a career-high 17.0 sacks – ranking fourth in the NFL that season. His 17.0 sacks also match the single season record by a Charger (Shawne Merriman, 2006) since the individual sack began being tracked in 1982.*
- *Reached double-digit sack figures in four-straight seasons (2015-18), one of just six active players since the turn of the century to record 10-plus sacks in at least four-straight seasons.*
- *A member of the NFL 2010s All-Decade Team, which recognized the league's best players and most impactful performers over the 10-year span.*
- *In the first half of his first game as a member of the Bears, registered 1.0 sack, an interception returned for a touchdown, a forced fumble and a fumble recovery, becoming the first player since the quarterback sack became an official statistic in in 1982 to record those figures in one half of an NFL game.*
- *After being traded to Chicago prior to the start of the 2018 season, went on to lead the NFL with six forced fumbles and earn first-team AP All-Pro honors for the third time in four seasons.*
- *Became the first player in NFL history to be named AP first-team All-Pro at two different positions (DE and LB) following the 2015 season after ranking second in the NFL with 15 sacks, one shy of the Raiders single-season record.*
- *Earned PFWA All-Rookie Team recognition in 2014 after registering 16 tackles for loss for the Raiders, also finishing third in NFL Defensive Rookie of the Year voting.*

2024: Started all 16 games he appeared in as an edge player for the Bolts in 2024 en route to his ninth Pro Bowl....Compiled 39 tackles (20 solo), 6.0 sacks, 15 QB hits, six tackles for loss, a pair of forced fumbles, a fumble recovery and nine passes defensed...**vs. Las Vegas (Sept. 8):** Filled the stats sheet with three tackles (one solo), 1.5 sacks, a pair of QB hits, a tackle for loss, a fumble recovery and a pass defensed...Worked with Morgan Fox to down Gardner Minshew II on second-and-10...Bull rushed Kolton Miller to solo sack Minshew II...Batted a Minshew II ball at the line, resulting in a Poona Ford INT on the Raiders final possession of the game... **at Carolina (Sept. 15):** Logged a pair of tackles (one solo)...**at Pittsburgh (Sept. 22):** Posted a season-high five tackles (two solo), 1.0 sack, two QB hits and a tackle for loss...Beat Dan Moore Jr. on an inside move, then Najee Harris,

to sack Justin Fields...**vs. Kansas City (Sept. 29):** Matched his season-high with five tackles (two solo) and a pass defensed...Broke up a Patrick Mahomes ball at the line intended for Xavier Worthy on a bubble screen...**at Denver (Oct. 13):** Recorded a pair of solo tackles, a QB hit, a forced fumble and a pass defensed...Jarred the ball loose from Javonte Williams on an inside run, resulting in a fumble recovery by Teair Tart... **at Arizona (Oct. 21):** Compiled three tackles (one solo) and a pair of passed defensed on *Monday Night Football*...Broke up a Kyler Murray pass at the line after beating Paris Johnson Jr. on an inside move...Deflected another Murray pass, with Teair Tart intercepting the tipped ball at the line...**vs. New Orleans (Oct. 27):** Posted a pair of tackles (one solo), 1.0 sack, two QB hits and a tackle for loss...Downed Spencer Rattler after beating Trevor Penning on the outside...**at Cleveland (Nov. 3):** Filled the stat sheet with four tackles (two solo), 1.0 sack, a QB hit, a pair of tackles for loss and a forced fumble...Beat Jack Conklin on an inside move to force a strip-sack on Jameis Winston with Winston recovering his own fumble...**vs. Tennessee (Nov. 10):** Started at OLB before exiting the game due to injury (groin)...**vs. Baltimore (Nov. 25):** Recorded four tackles (three solo) and a QB hit on *Monday Night Football*...**at Atlanta (Dec. 1):** Totaled three tackles (two solo) and a pass defensed...**at Kansas City (Dec. 8):** Collected a pair of tackles (one solo), 0.5 sack, four QB hits and a pass defensed on *Sunday Night Football*...Was able to down Patrick Mahomes with Tuli Tuipulotu on an inside stunt...**vs. Tampa Bay (Dec. 15):** Recorded one tackle against the Buccaneers...**vs. Denver (Dec. 19):** Posted a tackle and pass defensed on *Thursday Night Football*...Broke up a Bo Nix pass intended for Javonte Williams on a check down... **at New England (Dec. 28):** Recorded a solo tackle, a sack, a pair of QB hits, a tackle for loss and a pass defensed in win to seal a playoff bid for the Bolts...Sacked Drake Maye after beating Vederian Lowe and blowing past Antonio Gibson for his sixth sack of the season...**at Las Vegas (Jan. 5):** Posted a solo tackle in a start against the Raiders...**at Houston (Jan. 11):** Recorded his most disruptive game of the season in the Bolts Wild Card appearance...Logged six tackles (four solo), 2.0 sacks, a pair of quarterback hits and two tackles for loss...Went untouched on an inside stunt to down C.J. Stroud....Downed Stroud after brushing off Joe Mixon on a play action to record his first postseason multi-sack game.

2023: Starting all 17 games, led the defense with a career-best 17 sacks, ranking fourth among all NFL pass-rushers...Totaled 74 tackles (57 solo), including 21 tackles for loss, to go along with 10 passes defensed and 22 quarterback hits...Also secured five forced fumbles, which were the second-most by any player in the league... Eclipsed 15 sacks through the first 12 games, which set a Chargers record...His eight passes defensed are tied for the most by a non-defenseive back this season across the league... Reached 100.5 career sacks in Week 17, his 150th career game, becoming just the fifth active player to eclipse the century mark in career sacks in the NFL...Totaled six sacks in the Week 4 win over Las Vegas, setting a single-game career-high and a single-game Chargers record in the process...Became just the sixth player in NFL history to total six sacks in a single game since the individual sack became an official statistic in 1982, totaling the most sacks by any player in the league since 2017...His career-high six sacks helped him join all of Famer Derrick Thomas as the only players to have multiple performances of at least five sacks...Two of his six takedowns registered as strip-sacks, tying a team-record for the most by any player in a single game, as his now 21 career strip-sacks are the second-most since he entered the NFL in 2014...Secured two sacks in the Week 11 matchup against the Ravens on *Sunday Night Football*, setting the franchise record for most sacks

HONORS AND AWARDS

2024: *2025 NFL Pro Bowl Selection (Ninth)*
2023: *2024 NFL Pro Bowl Selection (Eighth)*
AFC Defensive Player of the Month (November)
AFC Defensive Player of the Week (Week 4 at Las Vegas)
2022: *2023 NFL Pro Bowl Selection (Seventh)*
2020: *2021 NFL Pro Bowl Selection (Sixth)*
Professional Football Writers of America All-NFL (OLB)
2019: *2020 NFL Pro Bowl Selection (Fifth)*
2018: *2019 NFL Pro Bowl Selection (Fourth)*
The Associated Press First-Team All-Pro (EDGE)
PFWA All-NFL (OLB)
Sporting News All-Pro (LB)
PFWA All-NFC (OLB)
NFL Defensive Player of the Month (September)
2017: *2018 NFL Pro Bowl Selection (Third)*
2016: *2017 NFL Pro Bowl Selection (Second)*
AP NFL Defensive Player of the Year
PFWA NFL Defensive Player of the Year
AP First-Team All-Pro (EDGE)
PFWA All-NFL (DE)
Sporting News All-Pro (DE)
PFWA All-AFC (DE)
NFL Defensive Player of the Month (November)
AFC Defensive Player of the Week (Week 9 vs. Denver)
AFC Defensive Player of the Week (Week 12 vs. Carolina)
2015: *2016 NFL Pro Bowl Selection (First)*
AP First-Team All-Pro (DE)
AP First-Team All-Pro (LB)
PFWA All-NFL (DE)
PFWA All-NFL (OLB)
PFWA All-AFC (DE)
PFWA All-AFC (OLB)
AFC Defensive Player of the Week (Week 14 at Kansas City)
2014: *PFWA All-Rookie (LB)*

through the first 11 games by a Chargers defender in a single season...Reached 12 sacks on the season in the game, becoming just the second player since individual sacks became an official statistic in 1982 to register a 12-sack season with three different franchises, joining Hall of Famer Kevin Greene...Opened the season with two tackles in Week 1, helping thwart the Dolphins' rushing attack by contributing to a unit that limited Miami to just 3.5 yards per rush attempt... Aided a defensive unit that totaled a season-high five sacks in the Week 2 matchup at Tennessee... Dropped Patriots QB Bailey Zappe twice in the Week 13 road win, taking his season total to a league-leading 15 sacks on the season as the two-sack performance was his fifth of the year, the most by any player in the NFL in 2023...In the season finale, became the only player in the NFL in 2023 to accumulate at least two passes defensed, three tackles for loss and a sack all in the same game...**vs. Miami (Sept. 10):** Totaled two tackles in the season opener...**at Tennessee (Sept. 17):** Tallied five tackles (three solo) and one pass defensed in the road contest...In the third quarter, batted down a pass intended for RB Derrick Henry in the flat, securing his first pass defensed of the season...**at Minnesota (Sept. 24):** Supplied one solo stop and two quarterback hits in the win at Minnesota, aiding a defensive that held the Vikings to zero third-down conversions in the first half...**vs. Las Vegas (Oct. 1):** Recorded a career-high six sacks, setting the franchise record for most sacks in a single game, in the Week 4 win over the division-rival Raiders...Led the defense with 10 tackles (eight solo), five tackles for loss, four quarterback hits and a pass breakup...Became just the second player in league history to register multiple outings with at least five sacks in thier career (Derrick Thomas), as his six sacks were the most by any player in the NFL since 2017 (Adrian Clayborn)...Became just the sixth player to register at least six sacks in a single game since the sack became an individual statistic in 1982... Forced fumbles on two of his sacks, registering two strip-sacks in the game, tying a team record for a single-game performance, taking his career total to 21 strip-sacks, the second most by any player since he entered the league in 2014... Supported a defense that held the Raiders to just one third-down conversion (1-for-11)...**vs. Dallas (Oct. 16):** Totaled four tackles (two solo), including a sack, in the primetime matchup...On third down of the game's opening drive, dropped QB Dak Prescott for a loss of 11 yards, his seventh sack of the season...**at Kansas City (Oct. 22):** Supplied one solo tackle, a first-down run stop of RB Isiah Pacheco in the third quarter...**vs. Chicago (Oct. 29):** Totaled one solo tackle, a tackle for loss on a run stop, in his first game against his former team, the Bears, in a primetime victory on *Sunday Night Football*...Dropped WR Trent Taylor, who was attempting an end around, for a loss of two yards...Aided a defense that picked off two passes and forced three turnovers on downs, holding Chicago to one fourth-down conversions on four attempts...**at New York Jets (Nov. 6):** Registered his second multi-sack game, totaling two takedowns in the primetime win on *Monday Night Football*...Helped the Chargers reach 19 sacks on third down for the season, the most in the NFL through the league's first nine weeks...On his second drop of QB Zach Wilson, caused a fumble, one that was ultimately recovered by S Alohi Gilman and returned 48 yards, leading to a Chargers score on the ensuing possession...Aided a unit that held the Jets to 3-of-17 on third down (17.6 pct.), totaled a season-high eight sacks, collected three takeaways and didn't allow the Jets to score an offensive touchdown...**vs. Detroit (Nov. 12):** Recorded four solo tackles, one of which was behind the line of scrimmage to register as a tackle for loss...On the Lions' final drive, dropped Lions RB David Montgomery for a loss of one yard on a rushing attempt, registering a tackle for loss...**at Green Bay (Nov. 19):** Totaled eight solo stops, tying a season high, including two sacks, in the road matchup...Brought down Packers QB Jordan Love on two occasions, the first of which occurred on third down to grant the Bolts a league-leading 20 third-down sacks this season, with the latter causing a fumble, his fourth sack-fumble of 2023...Dropped RB AJ Dillon for a loss of five yards on a third-quarter rush...**vs. Baltimore (Nov. 26):** Totaled two sacks, his fourth multi-sack outing and second in as many weeks, in the *Sunday Night Football* showdown, setting a new franchise record for most sacks through the team's first 11 games of a single season...Added one pass defensed, a third-down deflection on a pass intended for Ravens TE Isaiah Likely that fell incomplete, thwarting Baltimore's opening offensive series... Reached a league-best five strip sacks... **at New England (Dec. 3):** Totaled five solo stops, including two sacks and a forced fumble, in the winning effort...With his two sacks, reached 15 on the season, which tied a single-season career-high and broke the franchise record for most sacks through the first 12 games of a single season...Marked his fifth two-sack outing of the season, the most in the NFL this year and the second-most by any Chargers pass-rusher in a single season (Lee Williams; 1989)... Logged his third-straight game with at least two sacks, becoming the first player in the NFL to do so this season and the first Chargers defender to have such a stretch since Shawne Merriman in 2006... His first sack of QB Bailey Zappe occured on third down, helping the Chargers defense total its 23rd sack on third down this season, the most in the NFL...Also added a forced fumble on a run stop of RB Ezekiel Elliott in the third quarter... Helped lead a defense that held an opponent scoreless for the first time since 2017 (Week 7) and tied a season-high with eight tackles for loss...**vs. Denver (Dec. 10):** Supplied two tackles (one solo) and a pass defensed...Caused an incompletion on a QB Russell Wilson pass attempt, collecting a pass defensed...**at Las Vegas (Dec. 14):** Totaled three tackles (two solo), including one tackle for loss, and two passes defensed on *Thursday Night Football*...Dropped WR Tre Tucker for a loss of two yards on a second-down rush, forcing a third down...**vs. Buffalo (Dec. 23):** Secured four tackles (three solo), including one tackle for loss in the primetime matchup...Brought down RB James Cook for a loss of one yard on a second-down

run in the first quarter, collecting his 16th tackle for loss of the year...Supported a defense that held the Bills without a third-down conversion in the first half...**at Denver (Dec. 31):** Totaled seven tackles (five solo), including a sack...With the sack of QB Jarrett Stidham, reached a career-best 16.0 sacks on the season and became just the fifth active player in the NFL to eclipse 100 career sacks (100.5), doing so in his 150th career game...The sack occurred on third down, which gave the Chargers 29 third-down sacks this season, a franchise record and league-leading figure...**vs. Kansas City (Jan. 7):** Closed out the season with fie solo stops, including one sack and three tackles for loss, along with two passes defensed...Became the only player in the NFL this season to accumulate at least two passes defensed, three tackles for loss and a sack all in the same game this season...Anchored a defense that did not allow the Chiefs to score an offensive touchdown.

2022: Started all 17 games at OLB...Led the Chargers with eight sacks in 2022, adding 50 tackles (33 solo), 12 tackles for loss, two forced fumbles, two fumble recoveries and two passes defensed...Logged three tackles, including a fourth-quarter sack, in the AFC Wild Card Round matchup at Jacksonville...In his first game with the Chargers, logged three sacks, the most by a Chargers defender since 2020, including one of which was a strip-sack that took his career total to 19 total strip sacks and 24 forced fumbles, which rank as the second-most by any player in the NFL since 2014...Propelled the defense to six sacks on the day...**Awards:** Pro Bowl Selection (Seventh)...**vs. Las Vegas (Sept. 11):** Finished the game with six tackles (five solo) in his first start with the Chargers, creating an instant impact with three sacks, the most by a Bolts defender in a single game since 2020...Opened the performance against the team that drafted him with a tackle for loss of RB Josh Jacobs in the first quarter...Added two sacks of QB Derek Carr in the second quarter, before closing out the game in the fourth quarter with a strip-sack of Carr on fourth-and-eight...**at Kansas City (Sept. 15):** Dropped QB Patrick Mahomes for nine yards on a second down late in the first quarter, on a Chiefs drive that ultimately culminated with a punt, to find the sack column for the second straight week...Finished the game with two solo tackles...**vs. Jacksonville (Sept. 25):** Tallied five tackles (four solo), all of which occurred in run support...**at Houston (Oct. 2):** Notched two tackles (one solo) and a fourth-down sack for a loss of eight yards...Added a QB pressure on third down of Houston's opening drive, forcing QB Davis Mills to throw an INT...**at Cleveland (Oct. 9):** Supplied three tackles (two solo) in run support...Registered a tackle for loss in the fourth quarter, bringing down RB Nick Chubb for a three-yard loss...**vs. Denver (Oct. 17):** Totaled five tackles (four solo) and a sack in the win...Dropped QB Russell Wilson on third down of Denver's opening drive, collecting his sixth sack of the season...Registered his 12th career sack against the Broncos, the second-most by any player since he entered the league in 2014...Supported a defensive unit that allowed a season-low 13 total first downs and held the Broncos' offense to -9 net passing yards in the second half and overtime...**vs. Seattle (Oct. 23):** Collected two tackles (one solo) and a fumble recovery...Landed on a QB Geno Smith fumble in the second quarter, leading to a Chargers TD on the ensuing possession...The recovery marked his first since joining the Chargers...**at Atlanta (Nov. 6):** In the third quarter, stripped the ball away from WR Drake London and returned the takeaway 44 yards, marking the longest fumble return by a Charger that was also credited with forcing the fumble in the last 30 years...With the fumble recovery, marked the first time that he has recovered a fumble in back-to-back games since 2016 (Weeks 11 to 12)...Added two solo stops...Supported a defense that held the Falcons to 114 net passing yards in the game...**at San Francisco (Nov. 13):** Collected four tackles (three solo), including a 10-yard sack of QB Jimmy Garoppolo in the third quarter to take his season total to a team-best seven...Added an additional tackle for loss in pass coverage, dropping RB Elijah Mitchell for a loss of one yard on a screen pass in the third quarter...**vs. Kansas City (Nov. 20):** Supplied a tackle in run support...**at Arizona (Nov. 27):** Provided three tackles (two solo), including a tackle for loss... Partnered with LB Kenneth Murray Jr., to drop RB James Conner for a one-yard loss on second down in the opening quarter, his team-leading 10th tackle for loss this season...**at Las Vegas (Dec. 4):** Supplied three tackles in run support... **vs. Miami (Dec. 11):** Notched three tackles... Helped support a defense that allowed just three completions in the first half, tying for the fewest completions allowed in a single opening half by any defense in the NFL to that point, and just 19 net passing yards in the opening half, the fewest allowed by a Bolts defense in a single first half in the last decade...The unit allowed just three third-down conversions on 11 attempts (27.3 pct.), the best defensive third down percent allowed by the Bolts this season...**vs. Tennessee (Dec. 18):** Totaled five tackles (three solo)... Anchored a defense that allowed just one third-down conversion in the first three quarters and didn't allow a point in the first quarter for the third-straight week...**at Indianapolis (Dec. 26):** Tallied a sack along with two tackles (one solo), helping the unit tally three INTs, seven sacks, and allowing zero third-down conversions on 10 attempts, becoming the eighth defense in the last 30 seasons to tally at least seven sacks and allow zero third-down conversions in a single game...Also helped the unit to not allow a first quarter point for the fourth-straight week...**vs. L.A. Rams (Jan. 1):** Collected a solo stop in the Week 17 victory...Contributed on defense and on special teams, aiding a unit that allowed just 111 net passing yards, the second-fewest in a single game this season...**at Denver (Jan. 8):** Closed out the regular season with two solo tackles in the season finale at Denver, one of which registered as a tackle for loss...Corralled QB Russell Wilson on a rush behind the line of scrimmage for his team-leading 12th tackle for loss on the season... **at Jacksonville (AFC Wild Card, Jan. 14):** Recorded three tackles (one solo), including a nine-yard fourth-quarter sack, in the postseason

bout...In the fourth quarter, dropped QB Trevor Lawrence for a loss of nine yards, marking his first career postseason sack...Aided a defense that did not allow a single third-down conversion in the first half, the first defense to do so in a playoff game since at least 2000, and held the Jaguars to a franchise playoff-best two-for-10 (20.0 pct.) on third down in the game.

2021: Started each of Chicago's first seven games before sustaining a season-ending foot injury, subsequently being placed on Reserve/Injured for the remainder of the season...Secured a sack in five of seven appearances...**at Cleveland (Sept. 26):** Totaled two sacks of QB Baker Mayfield, registering his 16th career multi-sack outing...**vs. Detroit (Oct. 3):** Secured fourth sack of the season on a takedown of QB Jared Goff, also recovering a fumble later in the contest...**at Las Vegas (Oct. 10):** Notched a season-high eight tackles (seven solo) in a winning effort against his former team, bringing down QB Derek Carr to secure his fifth sack in four games...**vs. Green Bay (Oct. 17):** Brought down QB Aaron Rodgers for the fifth-and-a-half time in his career — the second-most of any opposing quarterback...Took down an opposing quarterback for the fifth-straight game, matching the second-longest streak of games with a sack in his career (eight games in 2016).

2020: Led Chicago with nine sacks after starting all 16 regular-season bouts for the second-straight season, earning *Associated Press* second-team All-Pro recognition and being selected to his sixth-straight Pro Bowl...From Weeks 5 through 8, recorded at least one sack of the opposing signal-caller...Picked off Vikings QB Kirk Cousins and returned the takeaway a career-best 33 yards, setting up a Bears field goal near the end of the first half of Chicago's Week 10 bout vs. Minnesota...**Awards:** Pro Bowl Selection (Sixth)...*Professional Football Writers of America* All-NFL (OLB)...**vs. N.Y. Giants (Sept. 20):** In Chicago's home opener, dropped QB Daniel Jones for the second time in as many seasons to secure his first sack of the 2020 slate, helping the Bears start the season with a 2-0 mark...**vs. Tampa Bay (Oct. 8):** On *Thursday Night Football*, dropped eventual-Super Bowl LV Most Valuable Player and Buccaneers QB Tom Brady twice, logging his first multi-sack outing of the season and second and third career sack of the seven-time Super Bowl champion...**at L.A. Rams (Oct. 26):** On *Monday Night Football*, sacked QB Jared Goff for the second time in his career, forcing the ball loose on a third-and-two on the Rams' opening possession of the second half to not only force a Rams punt, but collect his first strip-sack of the season...**vs. New Orleans (Nov. 1):** Secured his first career takedown of QB Drew Brees, sack in his fourth-straight game and his fifth sack over the four-game stretch...On the sack of Brees, jarred the ball loose to record his second strip sack of the season...**vs. Minnesota (Nov. 16):** Intercepted QB Kirk Cousins late in the second quarter to give the Bears a chance at a field goal late in the first half...Returned the takeaway 33 yards, a career-long interception return...**vs. Houston (Dec. 13):** In the Week 14 win over the Texans, sacked QB Deshaun Watson in the end zone to credit the first safety by the Bears defense since the team's 2019 season finale at Minnesota...Earlier in the game, forced a fumble on a RB Duke Johnson carry to collect his third forced fumble of the season...**at New Orleans (NFC Wild Card, Jan. 10):** Finished the game with two tackles (one solo), including a drop of RB Alvin Kamara behind the line of scrimmage to register a tackle for loss...Added one pass defensed in coverage.

2019: Started all 16 games at OLB and was voted to his fifth-straight Pro Bowl, totaling a team-high 8.5 sacks, adding 14 quarterback hits and ranking fourth in the league with five forced fumbles...**Awards:** Pro Bowl Selection (Fifth)...**vs. Green Bay (Sept. 9):** To kick off the NFL's 100th season, secured five solo stops and a forced fumble of RB Aaron Jones in the season opener against the Packers...**at Washington (Sept. 23):** Strip-sacked QB Case Keenum twice to register his first game with multiple forced fumbles and multiple sacks in the same outing...The two forced fumbles also accounted for the first game with multiple forced fumbles in his career...**vs. Minnesota (Sept. 29):** One week later, accounted for 1.5 sacks, his second multi-sack outing in as many weeks and took his career total for sacks of QB Kirk Cousins to 3.5...Marked his third-straight game with a mark in the sack column and amassed five sacks over the three-game stretch from Week 2 to Week 4...**vs. New Orleans (Oct. 20):** Notched a season-high eight solo stops...**vs. N.Y. Giants (Nov. 24):** Corralled QB Daniel Jones to log his first sack against the then-rookie...While dropping Jones for a loss of 16 yards, forced the ball loose to tally his fifth forced fumble of the season...**vs. Kansas City (Dec. 22):** Dropped QB Patrick Mahomes on Kansas City's opening drive to log his first career sack of the NFL's reigning MVP and eventual Super Bowl LIV Most Valuable Player.

2018: After being traded to Chicago prior to the start of the regular season, went on to earn his third first-team *Associated Press* All-Pro nod in four seasons and be named to his fourth consecutive Pro Bowl...Tied for the NFL lead with a career-best six forced fumbles, adding a team-high 12.5 sacks in his first season with the Bears — his fourth-straight season with double-digit sack figures...Started 13 of 14 outings at OLB for the Bears, as well as Chicago's NFC Wild Card Round loss to the Rams, accumulating 47 tackles (37 solo), 11 tackles for loss, two fumble recoveries and one interception returned for a touchdown in the regular season...**Awards:** Pro Bowl Selection (Fourth)...*The Associated Press* First-Team All-Pro (EDGE)...*Professional Football Writers of America* All-NFL (DE)...*Sporting News* All-Pro (LB)...*PFWA* All-NFC (OLB), NFL Defensive Player of the Month (September)...**vs. Green Bay (Sept. 9):** In his first game with Chicago, registered one sack, one interception returned for a touchdown, one forced fumble and one fumble recovery, becoming the first player since the quarterback sack became an official statistic in in 1982 to total all of the aforementioned figures in one

half of an NFL game...Finished his Bears debut with three tackles (two solo)...**at Arizona (Sept. 23):** Brought down Cardinals QB Sam Bradford twice to account for his first multi-sack outing as a member of the Bears, finishing the game with an additional three solo stops...On the latter sack, jarred the ball loose from Bradford to force his league-leading third fumble of the season... **vs. Tampa Bay (Sept. 30):** In Week 4, dropped Buccaneers QB Ryan Fitzpatrick in the second quarter to mark his fourth-straight game with a quarterback takedown and total his fifth sack of through the first four weeks, as he helped Chicago end the first quarter of the season with a 3-1 record and earn NFC Defensive Player of the Month recognition...**vs. Detroit (Nov. 11):** Secured two sacks of Lions QB Matthew Stafford, marking his second game of the season with multiple sacks...**vs. Minnesota (Nov. 18):** Late in the first quarter, dropped Vikings RB Dalvin Cook for a loss of one yard and forced a fumble for the fifth time of the season, recovering the takeaway for his third fumble recovery of the slate...**vs. Green Bay (Dec. 16):** Put forth a career performance with 2.5 sacks on the game, contributing half of Chicago's five sacks of QB Aaron Rodgers in the home divisional win over the Packers in Week 15...Reached 12.5 sacks on the season, helping Chicago secure the NFC North Division title...**vs. Philadelphia (NFC Wild Card, Jan. 6)**: Provided six tackles (five solo) in the postseason bout, one of which registered as a tackle for loss on a run stuff.

2017: In his final season with the Raiders, collected a career-high 87 tackles (65 solo), 10.5 sacks and 15 tackles for loss, earning his third-straight Pro Bowl nod...Paced the Raiders in sacks for the third-straight season, becoming one of two players in the NFL to reach 70 tackles and at least 10 sacks...**Awards:** Pro Bowl Selection (Third)...**vs. N.Y. Jets (Sept. 17):** Dropped QB Josh McCown late in the third quarter for the third time in his career, securing his first sack of the 2017 season...**at Washington (Sept. 24):** Recorded a season-high nine tackles (seven solo) and his second sack in as many weeks after dropping QB Kirk Cousins in the first half for a nine-yard loss... **at Denver (Oct. 1):** One week later, secured his first of two multi-sack outings of the season... Totaled four sacks over a three-game span...**vs N.Y. Giants (Dec. 3):** Dropped QB Geno Smith and simultaneously registered a strip-sack and fumble recovery, helping thwart a driving Giants offense, accounting for his third sack in as many weeks...**vs. Dallas (Dec. 17):** Took down QB Dak Prescott twice to register his second multi-sack outing of the season.

2016: Named *Associated Press* NFL Defensive Player of the Year after totaling 77 tackles (56 solo), 11 sacks, 14 tackles for loss, five forced fumbles, three fumble recoveries and one interception returned for a touchdown... Received *AP* first-team All-Pro recognition for the second-straight season, adding *Professional Football Writers of America* Defensive Player of the Year and NFL 101 Awards Defensive Player of the Year to his 2016 trophy case...Secured a sack in sack in eight-straight games, which then tied the longest streak by any player in a single season in NFL history...Over the eight-game sack stretch, the Raiders posted a 6-2 record, helping pave the way to the club's first postseason berth since 2002 when the Raiders lost to the Buccaneers in Super Bowl XXXVII... Became the second defender in Raiders history to be receive the NFL Defensive Player of the Year Award...Finished the year with six strip sacks, tying for the second-most in the NFL...Added two AFC Defensive Player of the Week acknowledgements (Week 9, Week 12) and was named AFC Defensive Player of the Month (November) after posting 13 tackles (10 solo), four sacks, two forced fumbles and an interception returned for a touchdown over a three-game span, helping the Raiders go 3-0 in the calendar month...**Awards:** Pro Bowl Selection (Second), *The Associated Press* NFL Defensive Player of the Year...*Professional Football Writers of America* NFL Defensive Player of the Year... *AP* First-Team All-Pro (EDGE)...*PFWA* All-NFL (DE)...*Sporting News* All-Pro (DE)...*PFWA* All-AFC (DE)...NFL Defensive Player of the Month (November)...AFC Defensive Player of the Week (Weeks 9, 12)...**at Baltimore (Oct. 12):** Dropped QB Joe Flacco in the fourth quarter to secure his first sack of the 2016 season, amassing six tackles (four solo) on the day...**vs. Kansas City (Oct. 16):** Dropped QB Alex Smith for the third time in his career, kick-starting his eight-game sack streak...Finished the outing with seven tackles (five solo) in a loss to the eventual AFC West Division champions...**at Tampa Bay (Oct. 30):** Matched a season-high mark of seven tackles (six solo) in a winning effort over the Buccaneers, dropping QB Jameis Winston on two occasions to log his first multi-sack outing of the 2016 slate...**vs. Denver (Nov. 6):** For the second week in a row, dropped the opposing quarterback twice to earn his first second-straight multi-sack series of games in his career, as QB Trevor Siemian was brought to the ground twice in the second half...On the second sack, stripped the ball from Siemian and recovered the turnover to secure his second forced fumble in as many weeks...Received AFC Defensive Player of the Week recognition following the performance...**vs. Carolina (Nov. 27):** Picked off QB Cam Newton near the end of the first half and returned the takeaway six yards for a touchdown, logging first INT-TD of his career and helping the Raiders take a 24-7 lead into the intermission...Added a sack of Newton, taking his streak of consecutive games with a sack to six, and helping earn AFC Defensive Player of the Week honors...**vs. Buffalo (Dec. 4):** In the fourth quarter, brought down QB Tyrod Taylor to log his 10th sack of the season, forcing loose the football to mark his third strip-sack of the season, before recovering the loose ball and returning the takeaway one yard...Reached the 10-sack mark for the second-straight season...**at Kansas City (Dec. 8):** Logged second sack of QB Alex Smith of the season and forced the ball free, collecting his fourth strip sack of the season... **at Denver (Jan. 1):** Closed out the season with five solo stops, three of which came on run downs behind the line of scrimmage to register

as tackles for loss...**at Houston (AFC Wild Card, Jan. 7):** Totaled 11 tackles (eight solo), including two tackles for loss, in his postseason debut.

2015: Became the first player in NFL history to be named an *Associated Press* first-team All-Pro at two different positions (DE and LB) following the 2015 season after ranking second in the NFL with 15 sacks, one shy of setting the Raiders' single-season franchise record...Started all 16 games for the second-straight season and earned first career Pro Bowl nod, also finishing second in the NFL with a career-high and club-record 23 tackles for loss...Eclipsed the double-digit sack mark (10) over the four-game stretch from Weeks 12-15, registering multiple sacks in three of the four outings...Finished the season with 79 tackles (58 solo), four passes defensed and two forced fumbles...Matched a single-game franchise-best mark with five sacks in the Week 14 bout at Denver with total of five sacks...**Awards:** Pro Bowl Selection (First)...*The Associated Press* First-Team All-Pro (DE)...*AP* First-Team All-Pro (LB)...*Professional Football Writers of America* All-NFL (DE)...*PFWA* All-NFL (OLB)...*PFWA* All-AFC (DE)...*PFWA* All-AFC (OLB)...AFC Defensive Player of the Week (Week 14)...**at Cleveland (Sept. 27):** Twice down QB Josh McCown in the fourth quarter to register his second-career multi-sack performance, helping seal a seven-point road win in Week 3... **vs. N.Y. Jets (Nov. 1):** Totaled six tackles (five solo) and one sack of QB Geno Smith...Provided aid in run support, dropping Jets backs twice behind of the line of scrimmage on run downs, setting a new season-high mark with three tackles for loss...**at Tennessee (Nov. 29):** Helped the Raiders seal the club's first win in the month of September with a two-sack performance at Tennessee, dropping QB Marcus Mariota twice... Commenced a three-game streak with at least two sacks in each contest...**at Denver (Dec. 13):** Tied the franchise's single-game record with five sacks of QB Brock Osweiler in the Raiders' division-rival win over the Broncos, totaling nine sacks in three cumulative games...His five QB takedowns took his season total to 20 tackles for loss, setting a new single-season franchise record...**at Kansas City (Jan. 3):** Closed out the regular season slate with a season-best 10 tackles (seven solo) with two stops occurring behind of the line of scrimmage, extending his single-season franchise record for tackles for loss to 23.

2014: After being selected by the Raiders with the fifth-overall pick of the 2014 NFL Draft, totaled 76 tackles (59 solo), four sacks, 16 tackles for loss and one forced fumble for Oakland, finishing third in NFL Defensive Rookie of the Year voting...Started all 16 games at LB...**Awards:** *Professional Football Writers of America* All-Rookie (LB)...**vs. Arizona (Oct. 19):** Amassed a career-high 11 tackles (10 solo) from the linebacker position, three of which registered as tackles for loss – then-career-best accolade...**at San Diego (Nov. 15):** Brought down QB Philip Rivers to register his first career sack, finishing the game with five tackles (our solo) and an additional tackle for loss...**vs. San Francisco (Dec. 7):** Logged two fourth-quarter sacks to notch his first career multi-sack outing... Brought down QB Colin Kaepernick on each of San Francisco's final two drives, including the final play of the game, to seal the cross-conference win for the Raiders.

COLLEGE: Over four years of action at the University of Buffalo (2010-13), set an all-time program record with 28.5 career sacks and finished first in NCAA history with 75 career tackles for loss and 16 forced fumbles...As a senior in 2013, was named the Mid-American Conference Defensive Player of the Year, along with second-team All-America honors from *The Associated Press* and his third-straight first-team All-MAC honor, registering 100 tackles, 19 tackles for loss, 10.5 sacks, three interceptions and five forced fumbles.

PERSONAL: Given name Khalil Delshon Mack... Born in Fort Pierce, Fla. ...Taught himself to play guitar as a freshman at the Buffalo...His younger brother, LeDarius, also played collegiately at Buffalo and signed with the Chicago Bears as an undrafted free agent following the 2020 NFL Draft, later signing to the club's practice squad... Participated in team community initiatives in his first season with the Bolts, including the Bikes for Kids giveaway at Mayo Elementary in Compton, Calif. ...EDUCATION...**High School:** Attended Westwood High in Fort Pierce, Fla ...Earned first-team all-area and third-team all-state recognition as a senior in 2008 after helping lead the Panthers to the district title...In 2008, registered 140 tackles, nine sacks, three forced fumbles and two fumble recoveries...Did not start playing football until his junior year of high school.

KHALIL MACK NFL STATISTICS

				— Tackles —						— Interceptions —					— Fumbles —		
Year	**Team**	**GP**	**GS**	**Total**	**Solo**	**Asst**	**Sacks**	**Yds**	**TFL**	**No.**	**Yds**	**Lg**	**TD**	**PD**	**FF**	**FR**	**Yds**
2014	Oakland	16	16	76	59	17	4.0	29	16	0	0	—	0	3	1	0	0
2015	Oakland	16	16	77	57	20	15.0	89	23	0	0	—	0	2	2	0	0
2016	Oakland	16	16	73	54	19	11.0	75	14	1	6	6t	1	3	5	3	1
2017	Oakland	16	16	78	61	17	10.5	75.5	15	0	0	—	0	3	1	1	0
2018	Chicago	14	13	47	37	10	12.5	78	10	1	27	27t	1	4	6	2	0
2019	Chicago	16	16	47	40	7	8.5	80.5	8	0	0	—	0	4	5	1	0
2020	Chicago	16	16	50	29	21	9.0	64	11	1	33	33	0	3	3	2	0
2021	Chicago	7	7	19	15	4	6.0	50	6	0	0	—	0	0	0	1	23
2022	Los Angeles Chargers	17	17	50	33	17	8.0	58	12	0	0	—	0	2	2	2	44
2023	Los Angeles Chargers	17	17	74	57	17	17.0	134	21	0	0	—	0	10	5	0	0
2024	Los Angeles Chargers	16	16	39	20	19	6.0	40	6	0	0	—	0	9	2	1	0
NFL Totals		**167**	**166**	**630**	**462**	**168**	**107.5**	**773**	**142**	**3**	**66**	**33**	**2**	**43**	**32**	**13**	**68**

POSTSEASON

				— Tackles —						— Interceptions —					— Fumbles —		
Year	**Team**	**GP**	**GS**	**Total**	**Solo**	**Asst**	**Sacks**	**Yds**	**TFL**	**No.**	**Yds**	**Lg**	**TD**	**PD**	**FF**	**FR**	**Yds**
2016	Oakland	1	1	11	8	3	0.0	0	2	0	0	—	0	0	0	0	0
2018	Chicago	1	1	6	5	1	0.0	0	1	0	0	—	0	0	0	0	0
2020	Chicago	1	1	2	1	1	0.0	0	1	0	0	—	0	1	0	0	0
2022	Los Angeles Chargers	1	1	3	1	2	1.0	9	1	0	0	—	0	0	0	0	0
2024	Los Angeles Chargers	1	1	6	4	2	2.0	16	2	0	0	—	0	0	0	0	0
Postseason Totals		**5**	**5**	**28**	**19**	**9**	**3.0**	**25**	**7**	**0**	**0**	**—**	**0**	**1**	**0**	**0**	**0**

SCOTT MATLOCK

44 | FULLBACK/DEFENSIVE LINE | BOISE STATE
6-4 | 296 LBS | HOMEDALE, IDAHO
ACQUIRED: DRAFT 6 —'23
EXPERIENCE: 3RD NFL SEASON
3RD YEAR WITH CHARGERS

CAREER HIGHLIGHTS

- *Enters his third NFL season having played in 30 games with 12 starts at FB, including the postseason, for the Bolts.*
- *Appeared in all three phases of the game in 2024, adding fullback duties in his second season.*
- *Compiled four receptions for 28 yards (7.0 avg.) as well as 22 tackles (eight solo), two tackles for loss, 1.0 sack, a pair of quarterback hits and a pass defensed.*
- *Recorded 1.0 sack and a nine-yard reception in Week 8 of the 2024 season against New Orleans, becoming the first Charger since 1982, when sacks became an official statistic, to record a reception and a sack in a single game.*

2024: Saw extensive action in all three phases of the game, earing starts at FB while also contributing on the defensive line...Played in all 17 games with 11 starts at FB totaling four receptions for 28 yards (7.0 avg.)...Defensively, tallied seven tackles (two solo), 1.0 sack, one QB hit, one tackle for loss and a pass defensed... **vs. Las Vegas (Sept. 8):** Started at FB and saw action in 18 offensive, 16 defensive and 14 special teams snaps...**at Carolina (Sept. 15):** Saw action in 29 offensive, eight defensive and 15 special teams snaps... Batted down a Bryce Young ball at the line earning tallying one pass defensed... **at Pittsburgh (Sept. 22):** Started at FB and saw action in 17 offensive, 22 defensive and 15 special teams snaps....**vs. Kansas City (Sept. 29):** Started at FB and hauled in a seven yard pass, the first of his career...Saw action in a defensive snap as well as 15 special teams snaps...**at Denver (Oct. 13):** Started at FB and contributed 31 offensive, six defensive and 15 special teams snaps...**at Arizona (Oct. 21):** Played in 11 offensive, nine defensive and 13 special teams snaps on *Monday Night Football*...**vs. New Orleans (Oct. 27):** Filled the stat sheet with a nine yard reception and a solo tackle, 1.0 sack, one QB hit and a tackle for loss... Downed Spencer Rattler to force a third-and-long...Became the first Charger since the sack became an official stat to record both a reception and a sack in a single game...**at Cleveland (Nov. 3):** Started at FB and played 17 offensive snaps while recording a tackle on 14 defensive snaps... Also contributed 14 special teams snaps...**vs. Tennessee (Nov. 10):** Saw action in 24 offensive, two defensive and 12 special teams snaps...**vs. Cincinnati (Nov. 17):** Recorded a tackle while contributing 22 snaps on offense and 13 plays on special teams on *Sunday Night Football*...**vs. Baltimore (Nov. 25):** Started at FB and recorded a tackle on defense on *Monday Night Football*... Also saw action on 11 special teams snaps...**at Atlanta (Dec. 1):** Started at FB and recorded a two-yard reception....**at Kansas City (Dec. 8):** Started at FB and saw action on 18 offensive, three defensive and 10 special teams snaps on *Sunday Night Football*...**vs. Tampa Bay (Dec. 15):** Contributed 11 offensive, 22 defensive and 14 special teams snaps...**vs. Denver (Dec. 19):** Started at FB and hauled in a 10-yard reception on *Thursday Night Football*...Also saw action in three defensive and 18 special teams snaps... **at New England (Dec. 28):** Started at FB and recorded a tackle on defense...**at Las Vegas (Jan. 5):** Started at FB and logged a defensive tackle... **at Houston (Jan. 11):** Made his postseason debut, starting at FB...Saw action on 18 offensive, four defensive and 16 special teams snaps.

2023: Appeared in 12 games, totaling 15 tackles (six solo), including one tackle for loss...**vs. Miami (Sept. 10):** Saw action on 11 defensive snaps, primarily contributing in run support... Supported the field goal unit on each of the two field goal tries, including K Cameron Dicker's career-long 50-yard field goal in the second quarter, and all four successful PATs...Saw action on two special teams snaps...**at Tennessee (Sept. 17):** Saw action on 17 defensive snaps, while also contributing on special teams, primarily on field goal protection...**at Minnesota (Sept. 24):** Tallied one solo tackle, a run stop in the second quarter, and one quarterback hit in the winning effort... Helped the defense hold Minnesota without a third-down conversion in the first half...**vs. Las Vegas (Oct. 1):** Contributed both offensively and on special teams, helping the defense hold the Raiders to 1-of-11 on third down (9.1 pct.)... **vs. Dallas (Oct. 16):** Supplied one tackle in run support, significantly contributing on defensed and on special teams...**at Kansas City (Oct. 22):** Secured one solo stop, a rushing takedown of RB Isiah Pacheco on first down...**vs. Chicago (Oct. 29):** Totaled two tackles (one solo) in the primetime win on *Sunday Night Football*... Aided a defense that picked off two passes and forced three turnovers on downs, holding Chicago to one fourth-down conversions on four

attempts...**at New York Jets (Nov. 6):** Inactive... **vs. Denver (Dec. 10):** Supplied two tackles (one solo) in the Week 11 matchup...**at Las Vegas (Dec. 14):** Recorded three tackles in run support on *Thursday Night Football*...**vs. Buffalo (Dec. 23):** Logged one tackle in run support defensively...Contributed to a defense that held the Bills without a third-down conversion in the first half...Also contributed on special teams, aiding the protection on the field goal unit that helped Cameron Dicker make all five of his field goal tries, including four from 40-plus yards, a Chargers record...**at Denver (Dec. 31):** Secured one solo stop, a critical tackle for loss in run support on a third-and-short, forcing the Broncos to settle for a field goal on fourth down early in the third quarter...**vs. Kansas City (Jan. 7):** Totaled three tackles (one solo) in run support in the season finale...Aided a defensive unit that held the Chiefs without an offensive touchdown.

COLLEGE: Saw action in 46 games over five seasons (2018-22) at Boise State, earning second-team All-Mountain West Conference recognition in each of his final two years with the Broncos...Totaled 115 tackles (64 solo), 19.5 tackles for loss, 11.5 sacks, forced a fumble, recovered two fumbles and blocked three kicks, while also adding a pair of touchdown catches as an eligible receiver on offense...Named a team captain in 2022 and was honorable mention All-Mountain West in 2020 after blocking a pair of kicks, including one that led to a 91-yard touchdown return.

PERSONAL: Given name Scott Carl Matlock...Born in Boise, Idaho...His older brother, Steven, played C at Idaho (2013-16)...Earned a bachelor's degree on social science from Boise State...**High School:** Attended Homedale High in Homedale, Idaho, where he was named the 2018 Idaho Press Tribune Sports Inspirational Athlete of the Year...Named to the 2017 3A All-Idaho Second Team as an OL and earned spots on the 3A All-Snake River Valley First Team as both a DL and TE...As a senior in 2017, made 22 catches for 330 yards and five TD in his tight end role, while making 57 tackles on defense, including 13 for loss and five sacks...Also played basketball and golf.

SCOTT MATLOCK NFL STATISTICS

				— Receiving —					— Rushing —					Scrimmage
Year	Team	GP	GS	No.	Yds	Avg.	Lg	TD	Att	Yds	Avg.	Lg	TD	Yards
2023	Los Angeles Chargers	12	0	0	0	0.0	0	0	0	0	0.0	—	0	0
2024	Los Angeles Chargers	17	11	4	28	7.0	10	0	0	0	0.0	—	0	28
NFL Totals		**29**	**11**	**4**	**28**	**7.0**	**10**	**0**	**0**	**0**	**0.0**	**—**	**0**	**28**

				— Tackles —						— Interceptions —					— Fumbles —		
Year	Team	GP	GS	Total	Solo	Asst	Sacks	Yds	TFL	No.	Yds	Lg	TD	PD	FF	FR	Yds
2023	Los Angeles Chargers	12	0	15	6	9	0.0	0	1	0	0	—	0	0	0	0	0
2024	Los Angeles Chargers	17	0	7	2	5	1.0	6	1	0	0	—	0	1	0	0	0
NFL Totals		**29**	**0**	**22**	**8**	**14**	**0.0**	**0**	**2**	**0**	**0**	**0**	**0**	**1**	**0**	**0**	**0**

KANA'I MAUGA

56 | LINEBACKER | SOUTHERN CALIFORNIA
6-2 | 245 LBS | WAIANAE, HAWAII
ACQUIRED: FA—'25
EXPERIENCE: 3RD NFL SEASON
1ST YEAR WITH CHARGERS

CAREER HIGHLIGHTS

- *Enters his third NFL season with 17 games played for the Las Vegas Raiders.*
- *Turned in a pair of tackles.*
- *Originally entered the NFL as an undrafted college free agent with the Denver Broncos in 2022.*

2024: Appeared in 12 games with the Las Vegas Raiders logging three special teams tackles (two solo)...**Carolina (Sept. 22):** Logged one special teams tackle...**at Kansas City (Nov. 29):** Recorded one solo special teams tackle...**at Tampa Bay (Dec. 8):** Logged one solo special teams tackle.

2023: Saw action in five games on defense and special teams with the Las Vegas Raiders...**at Los Angeles Chargers (Oct. 1):** Recorded one solo tackle...**vs. Green Bay (Oct. 9):** Played on defense and special teams on *Monday Night Football*...**vs. New England (Oct. 15):** Saw action on defense and special teams...**at Chicago (Oct. 22):** Posted a pair of tackles...**vs. Minnesota (Dec. 10):** Saw action on defense and special teams.

COLLEGE: Played four seasons (2018-21) with USC, starting 24-of-43 games...Totaled 207 tackles (106 solo), 16.5 tackles for loss, five sacks, six pass breakups, three interceptions and a pair of forced fumbles over his career...Started all 12 games his final season, leading the team with 90 tackles...Was a third-team All-Pacific-12 selection from Pro Football Focus in 2020 and an honorable mention as a senior for the Trojans.

PERSONAL: Given name Kana'I Mauga... Pronounced KUH-nye mau-GUH...Born in Waianae, Hi. ...Majored in non-governmental organizations and social change at USC...High School: Attended Waianae High School...had 52.5 tackles, including 5 for losses with 3 sacks, 2 forced fumbles, 2 fumble recoveries and 3 defensive touchdowns in 2017...made 2017 PrepStar All-American, USA Today All-Hawaii Defensive Player of the Year and KHON2/Cover2 Manti Te'o Defensive Player of the Year as a senior linebacker and tight end...made All-State third team as a junior in 2016...Participated in sprints, hurdles, weights, and jumps on his high school track team.

KANA'I MAUGA NFL STATISTICS

				— Tackles —						— Interceptions —					— Fumbles —		
Year	Team	GP	GS	Total	Solo	Asst	Sacks	Yds	TFL	No.	Yds	Lg	TD	PD	FF	FR	Yds
2023	Las Vegas	5	0	2	0	2	0.0	0	0	0	0	—	0	0	0	0	0
2024	Las Vegas	12	0	0	0	0	0.0	0	0	0	0	—	0	0	0	0	0
NFL Totals		**17**	**0**	**2**	**0**	**2**	**0.0**	**0**	**0**	**0**	**0**	**—**	**0**	**0**	**0**	**0**	**0**

LADD McCONKEY

15 | WIDE RECEIVER | GEORGIA
6-0 | 185 LBS | CHATSWORTH, GA.
ACQUIRED: DRAFT 2 — 2024
EXPERIENCE: 2ND NFL SEASON
2ND YEAR WITH CHARGERS

CAREER HIGHLIGHTS

- *Opened his NFL career setting Chargers rookie records in receptions (82) and receiving yards (1,149) while ranking second in touchdowns (seven) in 16 games (14 starts).*
- *Made his playoff debut and recorded 197 yards and an 86-yard touchdown on nine receptions (21.9 avg.). His 197 receiving yards set an NFL postseason rookie record, while his 86-yard touchdown was the second-longest reception by a rookie in postseason history.*
- *He ranked No. 4 in receptions (82) and receiving yards (1,149) among rookies, while his seven touchdown grabs tied for the fourth-most among rookies in 2024.*
- *Made his Sunday Night Football debut in Week 11 and recorded a career-best 123 yards on six receptions (20.5 avg.), the seventh most receiving yards in a single game by a Chargers rookie and the most by a Bolts rookie in a game since 2013.*
- *Recorded three 100-yard receiving games, tied for the second most of such games by a Chargers rookie.*
- *Recorded 105 yards in the opening half of the Week 13 matchup against Atlanta, the most by a Chargers rookie in a single first half.*
- *His 14.0 receiving average ranked third among all players in 2024 with at least 80 receptions.*
- *Moved the chains or scored on 63.4 percent of his receptions in 2024, the best rate among rookies with at least 70 receptions.*

2024: Set Chargers rookie records in receptions (82) and receiving yards (1,149) along with seven receiving TDs in 16 games (14 starts)...Recorded the highest receiving first down percentage (63.4%) among rookies in 2024...His 82 receptions, 1,149 receiving yards and seven receiving TDs each ranked fourth among rookies in the NFL in 2024...Joins WR Keenan Allen (2013) and WR John Jefferson (1978) as the only Bolts rookies to top 1,000 receiving yards...Set a rookie postseason record with 197 receiving yards in the Wild Card...Recorded an 86-yard TD reception in the postseason, the second-longest reception by a rookie in postseason history...**Awards:** Pro Football Focus All-Rookie...Pro Football Journal Second-Team All-AFC (Wide Receiver) and First-Team All-Rookie (Slot Receiver)...**vs. Las Vegas (Sept. 8):** Started his NFL debut at WR and hauled in five receptions for 39 yards (7.8avg.) and a TD...Juked Tre'von Moehrig then sidestepped Marcus Epps to score his first career TD on a quick pass from Justin Herbert...**at Carolina (Sept. 15):** Hauled in a pair of passes, both for first downs, for 26 yards (13.0 avg)...**at Pittsburgh (Sept. 22):** Caught three passes for 44 yards (14.7 avg.), good for three first downs...**vs. Kansas City (Sept. 29):** Recorded 67 yards and a TD on five receptions (13.4 avg.)...Caught a seven-yard pass to open scoring, toe tapping in the back of the end zone past Bryan Cook...**at Denver (Oct. 13):** Recorded 43 receiving yards on four receptions (10.8 avg.)...**at Arizona (Oct. 21):** Made his *Monday Night Football* debut and hauled in five receptions for 46 yards (9.2 avg.)...**vs. New Orleans (Oct. 27):** Recorded his first career 100-yard game, totaling 111 receiving yards and two TDs on six receptions (18.5 avg.)...Beat Alontae Taylor on a contested catch and juked Tyrann Mathieu to take a Justin Herbert pass 60 yards for a career-long TD reception...Beat Ugo Amadi on a contested ball in end zone to record the first multi-score game of his career...**at Cleveland (Nov. 3):** Hauled in five passes for 64 yards (12.8 avg.)...**vs. Tennessee (Nov. 10):** Caught a pair of passes for 52 yards (26.0 avg.)...**vs. Cincinnati (Nov. 17):** Topped the century mark for the second time in his career in his *Sunday Night Football* debut...Totaled six receptions for a career-high 123 yards (20.5 avg.)...**vs Baltimore (Nov. 25):** Logged six receptions for 83 yards (13.8 avg.) on *Monday Night Football*...**at Atlanta (Dec. 1):** Recorded a career-high nine receptions for 117 yards (13.0 avg.)...105 of his yards came in the first half, setting the record for the most receiving yards in the first half of a game by a Bolts rookie...Joined Keenan Allen (5) and John Jefferson (3) as the only rookies in Bolts history with at least three 100-yard receiving games...**vs. Tampa Bay (Dec. 15):** Hauled in five passes for 58 yards (11.6 avg.) and a TD...Crossed midfield and caught a seven-yard pass from Justin Herbert with Kaevon Merriweather in tight coverage...**vs. Denver (Dec. 19):** Made his *Thursday Night Football* debut and caught six passes for 87 yards (14.5 avg)...**at New England**

(Dec. 28): Logged a pair of TDs and 94 yards on eight receptions (11.8 avg.) to record his second career multi-score game in a win that sealed a playoff bid for the Bolts...Found an open pocket in the end zone to score on a six-yard toss from Justin Herbert...Blew past Jonathan Jones to score on a 40-yard go-ball from Herbert... **at Las Vegas (Jan 5):** Totaled 95 yards on five receptions (19.0 avg.)...**at Houston (Jan 11):** Hauled in an NFL postseason rookie record 197 receiving yards on nine catches with a TD...His 197 receiving yards is the most by a rookie in a single game postseason record and he is just the third rookie in NFL history to top 150 receiving yards in a postseason game, joining Puka Nacua (181) and D.K. Metcalf (160)...with the AFC Wild Card being McConkey's postseason debut—his 197 yards are the third most by any player in his first postseason game, behind Calvin Johnson (211) and Demaryius Thomas (204)...Ran a post route and took the Justin Herbert ball 86 yards for his first postseason TD...It marked the longest pass play and longest play from scrimmage in Chargers postseason history.

COLLEGE: Over three seasons at Georgia (2021-23) after redshirting in 2020, caught 119 passes for 1,687 yards (14.2 avg.) and 14 touchdowns, adding four touchdowns and 216 yards on the ground)...Earned the Wuerffel Trophy in 2023 — which honors the player who best combines exemplary community service with athletic and academic achievement — and was a finalist for the William V. Campbell Trophy, also known as the 'Academic Heisman.'...Become the highest-drafted Georgia Bulldog by the Chargers and the first wide receiver chosen by the Bolts in the second round since Vincent Jackson in 2005...A key contributor to Georgia's run to win a College Football Playoff National Championship in 2022, earning second-team All-Southeastern Conference honors and recording career highs in receptions (58), receiving yards (762) and touchdown grabs (seven)...Hauled in five catches for 88 yards (17.6 avg.) and two scores, while adding a 14-yard carry in the Bulldogs' National Championship game...

PERSONAL: Given name Andrew McConkey... Born in Chatsworth, Ga. ...Majored in finance at the University of Georgia... **High School:** Attended North Murray High School in Chatsworth, Ga., where he was named First-Team All- State Class 3A as a senior quarterback in 2019 after leading the Mountaineers to the Class 3A quarterfinals with an 8-0 and title in Region 6-3A...Racked up 3,051 all-purpose yards while playing quarterback, running back, receiver and return specialist, adding four interceptions as a defensive back, as a senior in 2019...Also played basketball, where he helped lead the Mountaineers to an undefeated 16-0 Region 6-3A title and a 20-5 overall record as a senior...Competed in track & field.

LADD McCONKEY NFL STATISTICS

				— Receiving —					— Rushing —					Scrimmage
Year	Team	GP	GS	No.	Yds	Avg.	Lg	TD	Att	Yds	Avg.	Lg	TD	Yards
2024	Los Angeles Chargers	16	14	82	1,149	14.0	60t	7	0	0	0.0	—	0	1,149
NFL Totals		**16**	**14**	**82**	**1,149**	**14.0**	**60t**	**7**	**0**	**0**	**0.0**	**—**	**0**	**1,149**

POSTSEASON				— Receiving —					— Rushing —					Scrimmage
Year	Team	GP	GS	No.	Yds	Avg.	Lg	TD	Att	Yds	Avg.	Lg	TD	Yards
2024	Los Angeles Chargers	1	1	9	197	21.9	86t	1	0	0	0.0	—	0	197
Postseason Totals		**1**	**1**	**9**	**197**	**21.9**	**86t**	**1**	**0**	**0**	**0.0**	**—**	**0**	**197**

NYHEIM MILLER-HINES

31 | RUNNING BACK | NORTH CAROLINA STATE
5-9 | 196 LBS | GARNER, N.C.
ACQUIRED: FA — 2025
EXPERIENCE: 6TH NFL SEASON
1ST YEAR WITH CHARGERS

CAREER HIGHLIGHTS

- *Earned AFC Special Teams Player of the Week in Week 16 of 2018 for a performance against Carolina that saw him become just the 14th player in NFL history to have multiple punt returns for touchdowns (84, 71 yards) in the same game.*
- *Again was named AFC Special Teams Player of the Week in Week 18 of 2022 against New England for returning two kickoffs for touchdowns (96, 101 yards), becoming just the 11th player in NFL history with multiple kickoff returns for touchdowns in the same game.*

2024: Spent the offseason with the Cleveland Browns before suffering a season-ending knee injury in August.

2023: Suffered a season-ending knee injury in the offseason.

2022: Named AFC Special Teams Player of the Week for his efforts in Week 18 vs. New England: Returned two of his four kickoffs for TDs, marking his first career multi-kickoff return TD performance...Totaled four kickoff returns for 235 yards (58.8 avg.)...The performance made him the 11th player in NFL history with multiple punt returns for TDs in the same game...Appeared in seven games with the Colts, making four starts at RB before being traded to Buffalo...Started one-of-nine games played with the Bills...On the year, totaled 33 rushing yards and a TD on 24 attempts (1.4 avg.) along with 30 receptions for 241 yards (8.0 avg.) and a TD...Remained a premier returning threat, posting 554 yards and two TDs on 19 kickoffs (29.2 avg.)...Added 27 punt returns for 264 yards (9.8 avg.)...Saw action in both of Buffalo's postseason games, recording two catches for 11 yards (5.5 avg.)...In the postseason, returned six kickoffs for 146 yards (24.3 avg.) and had three punt returns for 17 yards (5.7 avg.)...**Awards:** AFC Special Teams Player of the Week (Week 18)...**vs. Washington (Oct. 30):** Ran for 20 yards and a TD on five carries (4.0 avg.)...Added two catches for 29 yards (14.5 avg)...**vs. Miami (Dec. 17):** Scored on a 10-yard reception...Returned three kickoffs for 76 yards (25.3 avg.)...**vs. New England (Jan. 8):** Named AFC Special Teams Player of the Week for his efforts...Returned two of his four kickoff returns for TDs, with the first going for 96 yards and the second for 101 yards...The performance made him just the 11th player in NFL history with multiple kickoff return TDs in the same game...**vs. Miami (AFC Wild Card, Jan. 15):** Had three punt returns for 17 yards (5.7 avg.) along with a pair of kickoff returns for 56 yards (28.0 avg.)...On offense, had a seven-yard catch...**vs. Cincinnati (AFC Divisional, Jan. 22):** Returned four kickoffs for 90 yards (22.5 avg.)...Added a four-yard catch on offense.

HONORS AND AWARDS

2024: *Professional Football Focus*
All-Rookie (WR)
Pro Football Journal
Second-Team All-AFC (WR)
First-Team All-Rookie (Slot Receiver)

2021: Started four-of-17 games, marking the fourth-straight season to appear in every game...Hauled in 40 receptions for 310 yards (7.8 avg.) and a TD...On the ground, registered 276 yards and a pair of TDs on 56 attempts (4.9 avg.)...Continued to contribute on special teams, returning 23 punts for 170 yards (7.4 avg.), while recording 14 fair catches...Returned four kickoffs for 70 yards (17.5 avg.)...**at Tennessee (Sept. 26):** Scored a TD on a nine-yard run, his first of the season...Totaled 25 rushing yards on six carries (4.2 avg.)...**vs. N.Y. Jets (Nov. 4):** On *Thursday Night Football,* made his first start of the season at RB...Rushed for a season-best 74 yards and a TD on six attempts (12.3 avg.), while adding four receptions for 34 yards (8.5 avg.)...His 108 yards from scrimmage were a season high and the second-most of his career to that point...On special teams, posted a 10-yard punt return and a 15-yard kickoff return...**vs. New England (Dec. 18):** Hauled in an eight-yard TD reception...Added a 20-yard kickoff return.

2020: Appeared in all 16 games for Indianapolis, making a pair of starts at RB...Set a career high with 862 yards from scrimmage (380 rushing, 482 receiving)...Enjoyed the most productive season of his career, recording career bests in rushing attempts (89), rushing yards (380), rushing TDs (three), receptions (63), receiving yards (482), receiving TDs (four), punt returns (30) and punt return yards (300)...Appeared in the team's lone postseason contest, posting six carries for 75 yards (12.5 avg.), an eight-yard catch and a 14-yard punt return...**at Jacksonville (Sept. 13):** Turned in a performance that included a pair of TDs (one rushing, one receiving)...On the ground, recorded 28 rushing yards and the score on seven attempts (4.0 avg.)...In the passing game, set a season high with eight catches for 45 yards (5.6 avg.) and a TD...Returned a kickoff for 24 yards...**at Tennessee (Nov. 12):** Saw his most action of the season in the running game, setting season highs in carries (12) and rushing yards (70)...Added a TD on the ground...Posted five receptions for 45 yards (9.0 avg.) and a TD...The 115 scrimmage yards was the highest in his career to that point...**at Buffalo (AFC Wild Card, Jan. 9):** Carried the ball six times for 75 yards (12.5 avg.)...Added an eight-yard catch and a 14-yard punt return.

2019: Named AFC Special Teams Player of the Week for his efforts in Week 16 vs. Carolina: Returned three punts for 195 yards (65.0 avg.), including two for TDs...The performance made him the 14th player in NFL history with multiple punt returns for TDs in the same game...Saw action in all 16 games, making a pair of starts at RB...Continued to be a threat in the passing game, posting 44 catches for 320 yards (7.3 avg.), while adding 52 carries for 199 yards (3.8 avg.) and a pair of scores on the ground...Emerged as a premier returning threat, running two of his nine punt returns on the season back for TDs...Totaled 281 punt return yards for a 31.2-yard punt return average...Added six kickoff returns for 123 yards (20.5 avg.)...**Awards:** AFC Special Teams Player of the Week (Week 16)...**at L.A. Chargers (Sept. 8):** Started at RB on Kickoff Weekend for the first time in his career...Posted four carries for 13 yards (3.3 avg.) and four receptions for four yards (1.0 avg.)...**vs. Oakland (Sept. 29):** Set a season high with six receptions for 39 yards (6.5 avg.), adding three carries for six yards (2.0 avg.)...**at Houston (Nov. 21):** Posted a season best game on the ground, recording nine carries for 51 yards (5.7 avg.)...Added a pair of catches for 10 yards (5.0 avg.) in the *Thursday Night Football* contest...On special teams, returned two kickoffs for 36 yards (18.0 avg.)...**vs. Carolina (Dec. 22):** Named AFC Special Teams Player of the Week for his efforts...Returned two of his three punt returns for TDs, with the first going for 84 yards and the second for 71 yards...The performance made him just the 14th player in NFL history with multiple punt return TDs in the same game.

2018: Appeared in all 16 games for the Colts, making four starts at RB...Posted 314 yards and a pair of TDs on 85 rushing attempts (3.7 avg.)...Added an element in the passing game, hauling in 63 receptions for 425 yards (6.7 avg.) and two TDs...Played in a pair of postseason contests, making a start...Totaled 24 rushing yards on three attempts (8.0 avg.)...**vs. Cincinnati (Sept. 9):** Made his NFL debut, totaling 19 rushing yards on five carries (3.8 avg.), while hauling in seven passes for 33 yards (4.7 avg.)...**at Washington (Sept. 16):** Punched in the first rushing TD of his career, finishing the game with seven yards on four attempts (1.8 avg.)...**vs. Houston (Sept. 30):** Started at RB, marking the first start of his career...Set a season high with nine receptions for 63 yards (7.0 avg.) and two TDs...The receiving scores were the first receiving TDs of his career...**at New England (Oct. 4):** Made his *Thursday Night Football* debut, posting a season-high 15 carries for 45 yards (3.0 avg.)...Added seven catches for 45 yards (6.4 avg.)...Started at RB...**at Oakland (Oct. 28):** Posted a season-best 78 rushing yards on 11 attempts (7.1 avg.)...**at Houston (AFC Wild Card, Jan. 5):** Made the first postseason start of his career, helping the Colts to a 21-7 victory...**at Kansas City (AFC Divisional, Jan. 12):** Recorded three carries for 24 yards (8.0 avg.).

COLLEGE: Over three seasons at North Carolina State (2015-17), he appeared in 38 games, rushing for 1,399 yards and 13 touchdowns on 258 attempts (5.4 avg.)...Added 89 career receptions for 933 yards (10.5 avg.) and a score...Earned first-team All-Atlantic Coast Conference honors and Sun Bowl MVP recognition for a career year in 2017, when he totaled 1,112 yards and 12 touchdowns on 197 rushing attempts (5.6 avg.) and added 26 catches for 152 yards (5.8 avg.)...Also ran track for the Wolfpack, earning All-America status in 2016 for the 4x100-meter relay...Won the outdoor 4x100-meter relay in back-to-back years (2016-17) and earned a total of four All-ACC honors in outdoor track and field.

PERSONAL: Studied management at North Carolina State...Has a twin sister, Nyah, who was a hurdler also at N.C. State...**High School:** Attended Garner High School...Played running back and helped the team to a 13-2 record and North Carolina 4AA state championship semi finals in 2014...Finished prep career with 6,242 rushing yards, 7,299 total yards and 126 touchdowns — all school records.

NYHEIM MILLER-HINES NFL STATISTICS

				— Rushing —					— Receiving —					Scrimmage
Year	Team	GP	GS	No.	Yds	Avg.	Lg	TD	Att	Yds	Avg.	Lg	TD	Yards
2018	Indianapolis	16	4	85	314	3.7	18	2	63	425	6.7	28	2	739
2019	Indianapolis	16	2	52	199	3.8	18	2	44	320	7.3	21	0	519
2020	Indianapolis	16	2	89	380	4.3	31	3	63	482	7.7	29t	4	862
2021	Indianapolis	17	4	56	276	4.9	34t	2	40	310	7.8	36	1	586
2022	Indianapolis/Buffalo	16	5	24	33	1.4	9	1	30	241	8.0	22	1	274
NFL Totals		**81**	**17**	**306**	**1,202**	**3.9**	**34t**	**10**	**240**	**1,778**	**7.4**	**36**	**8**	**2,980**

POSTSEASON				— Rushing —					— Receiving —					Scrimmage
Year	Team	GP	GS	No.	Yds	Avg.	Lg	TD	Att	Yds	Avg.	Lg	TD	Yards
2018	Indianapolis	2	1	3	24	8.0	14	0	0	0	—	—	0	24
2020	Indianapolis	1	0	6	75	12.5	33	0	1	8	8.0	8	0	83
2022	Buffalo	2	0	0	0	—	—	0	2	11	5.5	7	0	11
Postseason Totals		**5**	**1**	**9**	**99**	**11.0**	**33**	**0**	**3**	**19**	**6.3**	**8**	**0**	**118**

ELIJAH MOLDEN

2 | DEFENSIVE BACK | WASHINGTON
5-10 | 192 LBS | WEST LINN, ORE.
ACQUIRED: TRADE (TEN)—'24
EXPERIENCE: 5TH NFL SEASON
2ND YEAR WITH CHARGERS

CAREER HIGHLIGHTS

- *Enters his fifth NFL season having played in 49 games (29 starts), including the postseason, with the Tennessee Titans and Los Angeles Chargers.*
- *Compiled 209 tackles (132 solo), seven tackles for loss, a pair of quarterback hits, five interceptions with two returned for touchdowns, a pair of forced fumbles and four recoveries with six special teams tackles.*
- *Matched his career-high in tackles (72) and set career highs in interceptions (three), passes defensed (seven) and fumble recoveries (two) in his first season with the Bolts in 2024.*
- *Recorded his first career interception against the Colts in Week 8 of his rookie season, returning it two yards for a touchdown.*

2024: Played in 15 games, making 12 starts in his first full season with the Bolts...Totaled 72 tackles (40 solo), three INTs, two tackles for loss, a pair of fumble recoveries and seven passes defensed...Also logged three special teams tackles...**vs. Las Vegas (Sept. 8):** Made his Chargers debut and recorded a tackle on 20 defensive snaps...**at Carolina (Sept. 15):** Started at S and recorded six tackles (three solo), an INT and pass defensed...Picked off a Bryce Young ball over the middle intended for Diontae Johnson...**at Pittsburgh (Sept. 22):** Compiled a pair of tackles, one solo...**vs. Kansas City (Sept. 29):** Recorded eight tackles (five solo) and a fumble recovery...Crashed down to pick up a loose ball from Carson Steele forced out by Tuli Tuipulotu...**at Denver (Oct.13):** Hauled in his second INT of the season along with three tackles (two solo), a pass defensed and a special teams tackle...Caught a ball tipped off Marvin Mims Jr. and returned it 25 yards on the third play of the game...**at Arizona (Oct. 21):** Recorded a solo tackle on *Monday Night Football*...**vs. New Orleans (Oct. 27):** Totaled five tackles (two solo)...**at Cleveland (Nov. 3):** Registered six tackles (two solo), an INT and a career-high three passes defensed...**vs. Tennessee (Nov. 10):** Tallied eight tackles (four solo)...**vs. Cincinnati (Nov. 17):** Started on *Sunday Night Football* at CB and totaled four tackles (two solo)...**vs. Baltimore (Nov. 25):** Started his second-straight primetime outing at CB on *Monday Night Football*...Logged four tackles (two solo)...**at Atlanta (Dec. 1):** Filled the stat sheet with six tackles (five solo), one tackle for loss and a pass defensed...Broke up a deep ball from Kirk Cousins intended for Drake London...**at Kansas City (Sept. 8):** Totaled five tackles (three solo) and a special teams tackle on *Sunday Night Football*...**vs. Tampa Bay (Dec. 15):** Compiled a career-high nine tackles (six solo), a tackle for loss and a fumble recovery...Beat Baker Mayfield to a forced fumble caused by Joey Bosa to record his second recovery of the season...**at New England (Dec. 28):** Totaled four tackles (two solo) prior to exiting due to injury (knee) in a win where the Bolts sealed a playoff bid.

2023: Played in 15 games with eight starts with the Tennessee Titans totaling 72 tackles (46 solo), one INT returned for a TD, four passes defensed, one tackle for loss, one forced fumble, one fumble recovery and one special teams tackle...**at New Orleans (Sept. 10):** Recorded a season-high eight tackles (six solo) and one pass defensed...**vs. Los Angeles Chargers (Sept. 17):** Tallied four tackles (three solo) and one special teams tackle...**at Cleveland (Sept. 24):** Logged four tackles (two solo) and one tackle for loss...**at Indianapolis (Oct. 8):** Posted three tackles (one solo)...**vs. Atlanta (Oct. 29):** Posted seven tackles (two solo)...**at Pittsburgh (Nov. 2):** Tallied five tackles (three solo) in second consecutive week starting at DB...**at Tampa Bay (Nov. 12):** Tied season-high eight tackles (six solo) starting at S...**at Jacksonville (Nov. 19):** Logged five tackles (three solo) in his second consecutive week staring at S...**vs. Carolina (Nov. 26):** Contributed four tackles (three solo)...**vs. Indianapolis (Dec. 3):** Posted a pair of solo tackles with a fumble recovery...**at Miami (Dec. 11):** Saw action in the secondary in a one-point win...**vs. Houston (Dec. 17):** Contributed a trio of solo tackles with two passes defensed and one INT...Picked off a Case Keenum pass intended for Dare Ogunbowale returning it 44 yards for a TD...**vs. Seattle (Dec. 24):** Posted six tackles (three solo) starting at DB...**at Houston (Dec. 31):** Recorded seven tackles (six solo) and one forced fumble starting at S...**vs. Jacksonville (Jan. 7):** Tallied six tackles (three solo) and one pass defensed.

2022: Saw action in two games (one start) totaling five tackles (four solo) with one QB hit and one tackle for loss...**vs. Denver (Nov. 13):** Started at CB logging three tackles (two solo) with a QB hit...**vs. Cincinnati (Nov. 27):** Posted a pair of solo tackles.

2021: Started in eight out of 17 games, including the postseason, playing for the Tennessee Titans tallying 60 tackles (42 solo), one INT returned for a TD, four passes defensed, one QB hit, three tackles for loss, one forced fumble, one fumble recovery and one special teams tackle...**vs Arizona (Sep. 12):** Logged a pair of solo tackles in first NFL game...**at Seattle (Sept. 19):** Contributed two tackles in overtime win...**vs. Indianapolis (Sept. 26):** Recorded one solo tackle...**at New York Jets (Oct. 3):** Saw action on defense and special teams...**at Jacksonville (Oct. 10):** Contributed a trio of solo tackles and a forced fumble...Stripped the ball from Dan Arnold which was then picked up by Kevin Byard for a 30-yard scoop-and score...**vs. Buffalo (Oct. 18):** Started at CB for the first time in the NFL...Logged season-high eight tackles (six solo) with one tackle for loss...**vs. Kansas City (Oct. 24):** Started at CB for the second consecutive week tying season-high eight tackles (six solo)...**at Indianapolis (Oct. 31):** Third consecutive week starting at CB...Posted a pair of solo tackles, an INT and two passes defensed...Picked off Carson Wentz for a two-yard pick-six...**at Los Angeles Rams (Nov. 7):** Fourth consecutive week starting at CB tying season-high eight tackles (six solo) again...**vs. New Orleans (Nov. 14):** Recorded four tackles (one solo) with a special teams tackle...**vs. Houston (Nov. 21):** Logged six tackles (three solo with one QB hit and one pass defensed...**at New England (Nov. 28):** Started at CB...**vs. Jacksonville (Dec.12):** Tallied five tackles (two solo) starting at CB...**at Pittsburgh (Dec. 19):** Recorded four solo tackles with a tackle for loss...**vs. Miami (Jan. 2):** Earned the start at DB posting a solo tackle, one fumble recovery and a pass defensed...**at Houston (Jan. 9):** Posted six solo tackles and one tackle for loss...Earned first career playoff start at CB in AFC Divisional Round...Recorded two tackles in loss to Cincinnati.

COLLEGE: Spent four seasons (2017-20) at the University of Washington, appearing in 44 games...Was a back-to-back first-team All-Pacific-12 recipient as a junior and senior...Was honored by Pro Football Focus as Pac-12 Player of the Year in 2020 and was a two-time second-team All-American from Pro Football Focus (2019-20)...Named UW's Defensive MVP in his final season...Posted 153 tackles (100 solo), five interceptions, 20 passes defensed, four forced fumbles and a pair of recoveries over his career.

PERSONAL: Given name Elijah Monroe Molden...Born in New Orleans, La. ...Graduated from University of Washington with a degree in communications...Is the second-oldest of eight children...Father, Alex, was inducted to the University of Oregon Hall of Fame and was an eight-year NFL cornerback with the Saints, Chargers and Lions after being selected by the Saints with the 11th overall draft pick in 1996. Older brother, Isaiah, played defensive line at Western Oregon...**High School:** Attended West Linn High School...Named first team 6A All-State at cornerback and second team at running back as a senior in 2016...Also named first team All-Three Rivers League at both positions and first team USA Today All-Oregon at defensive back...As a junior in 2015, earned first team All-Three Rivers League on both sides of the ball...Listed by ESPN.com as the No. 213 overall prospect and as the No. 19 cornerback in the country, and as the No. 2 prospect in Oregon...Lead his team to a 14-0 record, including five wins in the 6A state playoffs...Rushed for 702 yards and 10 touchdowns, caught 19 passes for 249 yards and six touchdowns, and added three interceptions...

ELIJAH MOLDEN NFL STATISTICS

				— Tackles —						— Interceptions —					— Fumbles —		
Year	**Team**	**GP**	**GS**	**Total**	**Solo**	**Asst**	**Sacks**	**Yds**	**TFL**	**No.**	**Yds**	**Lg**	**TD**	**PD**	**FF**	**FR**	**Yds**
2021	Tennessee	16	7	60	42	18	0.0	0	3	1	2	2t	1	4	1	1	0
2022	Tennessee	2	1	5	4	1	0.0	0	1	0	0	—	0	0	0	0	0
2023	Tennessee	15	8	72	46	26	0.0	0	1	1	44	44t	1	4	1	1	0
2024	Los Angeles Chargers	15	12	72	40	32	0.0	0	2	3	28	25	0	7	0	2	0
NFL Totals		**48**	**28**	**209**	**132**	**77**	**0.0**	**0**	**7**	**5**	**74**	**44t**	**2**	**15**	**2**	**4**	**0**

POSTSEASON				— Tackles —						— Interceptions —					— Fumbles —		
Year	**Team**	**GP**	**GS**	**Total**	**Solo**	**Asst**	**Sacks**	**Yds**	**TFL**	**No.**	**Yds**	**Lg**	**TD**	**PD**	**FF**	**FR**	**Yds**
2021	Tennessee	1	1	2	0	2	0.0	0	0	0	0	—	0	0	0	0	0
Postseason Totals		**1**	**1**	**2**	**0**	**2**	**0.0**	**0**	**0**	**0**	**0**	**—**	**0**	**0**	**0**	**0**	**0**

CALEB MURPHY

50 | OUTSIDE LINEBACKER | FERRIS STATE
6-3 | 254 LBS | CAMPBELLSBURG, IND.
ACQUIRED: FA—'24
EXPERIENCE: 2ND NFL SEASON
2ND YEAR WITH CHARGERS

CAREER HIGHLIGHTS

- *Has competed in eight games for the Tennessee Titans and Los Angeles Chargers.*
- *Compiled a pair of solo tackles and three special teams tackles over two seasons.*

2024: Saw action in five games with the Chargers and Titans...Logged a pair of solo tackles and a special teams tackle...**at Chicago (Sept. 8):** Recorded a solo tackle... **at Miami (Sept. 30):** Saw action on defense and special teams...**vs. Tennessee (Nov. 10):** Turned in a solo tackle...**vs. Cincinnati (Nov. 17):** Recorded a special teams tackle on *Sunday Night Football*... **vs. Baltimore (Sept. 25):** Contributed on special teams on *Monday Night Football*.

2023: Saw action in three games, primarily on special teams

COLLEGE: Played two seasons (2021-22) at Ferris State...was named Great Lakes Intercollegiate Athletic Conference Defensive Lineman of the Year in 2021 after posting 63 tackles, 14.5 sacks and 21.5 tackles for loss to help Ferris State win the NCAA Division II National Championship...In his second season with Ferris State, set an NCAA single-season record with 25.5 sacks and tied an NCAA record with 39 tackles for loss, leading Ferris State to repeat as NCAA Division II National Champions.

PERSONAL: Given name Caleb Andrew LaVon Murphy...Born in Niles, Mi. ...Majored in criminal justice at Ferris State...Brother, Cailyn, following in his brother's footsteps is playing football for the Ferris State Bulldogs...**High School:** Attended Dowagiac Union High School in Dowagiac, Mi. ...Recorded 97 tackles with 27 tackles for loss and 13 quarterback sacks with six fumble recoveries as a senior...As a junior, posted 86 tackles with 17 stops for loss, 15 sacks and four fumble recoveries...Garnered all-region, all-league and all-state recognition each of his final two seasons...Was a three-year letter winner...Participated in football, basketball, wrestling, baseball and track and field.

CALEB MURPHY NFL STATISTICS

				— Tackles —						— Interceptions —					— Fumbles —		
Year	Team	GP	GS	Total	Solo	Asst	Sacks	Yds	TFL	No.	Yds	Lg	TD	PD	FF	FR	Yds
2023	Tennessee	3	0	0	0	0	0.0	0	0	0	0	—	0	0	0	0	0
2024	Tennessee/LAC	5	0	2	2	0	0.0	0	0	0	0	—	0	0	0	0	0
NFL Totals		**8**	**0**	**2**	**2**	**0**	**0.0**	**0**	**0**	**0**	**0**	**—**	**0**	**0**	**0**	**0**	**0**

OTITO OGBONNIA

93 | DEFENSIVE LINE | UCLA
6-4 | 320 LBS | HOUSTON, TEXAS
ACQUIRED: DRAFT 5 — 2022
EXPERIENCE: 4TH NFL SEASON
4TH YEAR WITH CHARGERS

CAREER HIGHLIGHTS

- *Seen action in 32 games (20 starts) in three seasons with the Chargers and compiled 72 tackles (37 solo), a tackle for loss and five quarterback hits.*
- *Made his postseason debut in 2024, earning a start at DT and recording a tackle.*
- *Took over as the full-time starter at DT in 2024 for the Bolts, starting all 17 games and setting career-highs in tackles (37), solo tackles (14) and quarterback hits (three).*

2024: Started all 18 games at DT, including the postseason...Set single-season career-highs in tackles (37), solo tackles (14) and QB hits (three)...**vs. Las Vagas (Sept. 8):** Compiled a pair of tackles (one solo)...**at Carolina (Sept. 15):** Recorded two tackles...**at Pittsburgh (Sept.22):** Turned in three tackles...**vs. Kansas City (Sept. 29):** Recorded three tackles for a second consecutive week...**at Denver (Oct. 13):** Logged a solo tackle...**at Arizona (Oct. 21):** Totaled four tackles, including a career-high three solo on *Monday Night Football*...**vs. New Orleans (Oct. 27):** Turned in a tackle and a QB hit...**at Cleveland (Nov. 3):** Logged a tackle...**vs. Tennessee (Nov. 10):** Recorded a solo tackle...**vs. Cincinnati (Nov. 17):** Collected three tackles (one solo) on *Sunday Night Football*...**vs. Baltimore (Nov. 25):** Logged a solo tackle on *Monday Night Football*...**at Atlanta (Dec. 1):** Turned in a pair of tackles... **at Kansas City (Dec. 8):** Totaled a career-high five tackles (two solo) on *Sunday Night Football*...**vs. Tampa Bay (Dec. 15):** Recorded four tackles (two solo) and a QB hit...**vs. Denver (Dec. 19):** Started at DT and saw action on 18 defensive snaps on *Thursday Night Football*...**at New England (Dec. 28):** Logged three tackles in win to send the Bolts to the postseason...**at Las Vegas (Jan. 5):** Recorded a solo tackle and a QB hit...**at Houston (Jan. 11):** Started and recorded a tackle in the Bolts' Wild Card Appearance.

2023: Appeared in eight games (two starts), recording 21 tackles (10 solo) and two quarterback hits...Started the season on Reserve/Physically Unable to Perform, before making his season debut in the Week 9 win over the Jets on *Monday Night Football*...**at New York Jets (Nov. 6):** In his first action of the season, totaled three tackles (one solo) and registered a quarterback hit on QB Zach Wilson...**vs. Detroit (Nov. 12):** Registered three tackles (two solo), primarily in run support...**at Green Bay (Nov. 19):** Aided the defense in the road matchup...**vs. Baltimore (Nov. 26):** Recorded three tackles (two solo) on *Sunday Night Football*...Contributed significantly on defensed, aiding a unit that held the Ravens to just three points off of turnovers and scoreless in the fourth quarter for just the second time this season, allowing just four conversions on 13 third-down attempts (30.8 pct.)...**at New England (Dec. 3):** Secured two tackles, aiding the defense primarily in run support...Helped support a unit that held an opponent scoreless for the duration of the game for the first time since 2017 (Week 7) and matched a season-best with eight tackles for loss...**vs. Denver (Dec. 10):** Inactive...**vs. Buffalo (Dec. 23):** Secured three tackles (one solo) all in run support and all in the third quarter...Aided a defensive unit that held the Bills without a third-down conversion in the first half...**at Denver (Dec. 31):** Totaled three tackles (two solo) in run support, marking his first starting nod of the season...**vs. Kansas City (Jan. 7):** Started at DL and collected a season-high four tackles in the season finale...Aided a defensive unit that held the Chiefs without an offensive touchdown.

2022: Prior to being placed on Reserve/Injured following Week 10, appeared in seven games, including a start, and recorded 14 tackles (13 solo) and a tackle for loss...**vs. Las Vegas (Sept. 11):** Made his NFL debut, collecting a solo stop in run support in the second quarter, while also contributing on special teams...**at Kansas City (Sept. 15):** Saw action on 11 defensive snaps...**vs. Jacksonville (Sept. 25):** Recorded five solo stops, including one tackle for loss, in the outing...In the fourth quarter, dropped RB Travis Etienne for a one-yard loss to register his first NFL tackle for loss...**at Houston (Oct. 2):** Inactive (healthy scratch)...**vs. Denver (Oct. 17):** Returned to the lineup and supplied a tackle in run support in overtime...**vs. Seattle (Oct. 23):** Recorded three solo stops, all in run support...**at Atlanta (Nov. 6):** Secured two solo stops in run support...**at San Francisco (Nov. 13):** Appeared on 10 defensive snaps, notching two tackles (one solo), before departing the game due to injury.

COLLEGE: Started 27-of-43 career games played over four seasons (2018-21) at UCLA...Totaled 79 tackles (39 solo), 4.5 sacks, five passes defensed, two forced fumbles and one fumble recovery...Was a preseason honorable mention All-Pacific-12 selection going into his senior season...Set career highs in 2021 with 12 starts, 30 tackles, 14 solo stops along with two sacks, a forced fumble and a recovery.

PERSONAL: Given name Otito Ogbonnia...Name is pronounced 'oh-TEET-oh oh-BONE-yuh'...Nickname is 'Tito'...Is of Nigerian descent...Has a passion for cooking, supplying home-cooked Thanksgiving meals to UCLA teammates when playing for the Bruins...Plans to attend Law School following his NFL career...Earned his bachelor's degree in Geography/Environmental Studies from UCLA...**High School:** Attended James E. Taylor High School in Katy, Texas...Twice earned All-District honors, eclipsing the 60-tackle threshold each of his final two seasons...Totaled 34 tackles for loss over his final two prep seasons...As a senior in 2017, recorded 68 tackles, 24 tackles for loss, five sacks and two forced fumbles...In track & field, won every shot put competition in the 2018 Spring season, taking first place in both the shot put and discus throw at the State of Texas Championships.

OTITO OGBONNIA NFL STATISTICS

				— Tackles —						— Interceptions —					— Fumbles —		
Year	Team	GP	GS	Total	Solo	Asst	Sacks	Yds	TFL	No.	Yds	Lg	TD	PD	FF	FR	Yds
2022	Los Angeles Chargers	7	1	14	13	1	0.0	0	1	0	0	—	0	0	0	0	0
2023	Los Angeles Chargers	8	2	21	10	11	0.0	0	0	0	0	—	0	0	0	0	0
2024	Los Angeles Chargers	17	17	37	14	23	0.0	0	0	0	0	—	0	0	0	0	0
NFL Totals		**32**	**20**	**72**	**37**	**35**	**0.0**	**0**	**1**	**0**	**0**	**—**	**0**	**0**	**0**	**0**	**0**

POSTSEASON

				— Tackles —						— Interceptions —					— Fumbles —		
Year	Team	GP	GS	Total	Solo	Asst	Sacks	Yds	TFL	No.	Yds	Lg	TD	PD	FF	FR	Yds
2024	Los Angeles Chargers	1	1	1	0	1	0.0	0	0	0	0	—	0	0	0	0	0
Postseason Totals		**1**	**1**	**1**	**0**	**1**	**0.0**	**0**	**0**	**0**	**0**	**—**	**0**	**0**	**0**	**0**	**0**

JARET PATTERSON

34 | RUNNING BACK | BUFFALO
5-8 | 195 LBS | GLENDALE, MD.
ACQUIRED: FA — 2023
EXPERIENCE: 2ND NFL SEASON
2ND YEAR WITH CHARGERS

CAREER HIGHLIGHTS

- *Competed in 21 career games (one start) with the Washington Commanders and Los Angeles Chargers and tallied 85 carries for 344 yards (4.0 avg.) and two touchdowns as well as 10 receptions for 73 yards (7.3 avg.).*
- *Earned his first career start at running back in Week 17 of the 2022 season at Philadelphia where he rushed for a single-game high 57 yards and one touchdown on 12 carries (4.8 avg.).*

2024: Spent the 2024 season on the practice squad...Was elevated for one game....**at Kansas City (Dec. 8):** Contributed on special teams on *Sunday Night Football*.

2023: Appeared in three games and totaled 17 carries for 78 yards (4.6 avg.)...**vs. Dallas (Jan. 8):** Compiled 17 carries for 78 yards (4.6 avg.).

2022: Competed in 17 games with a start... Turned in 266 rushing yards and a pair of touchdowns on 68 carries (3.9 avg.)...Added 10 receptions for 73 yards (7.3 avg.)...**at Denver (Oct. 31):** Totaled 11 carries for 46 yards (4.2 avg.)...**at Philadelphia (Dec. 21):** Ran the ball four times for 20 yards (5.0 avg.) and a touchdown... **vs. Philadelphia (Jan. 2):** Set career highs in carries (12) and rushing yards (57) while adding a touchdown.

COLLEGE: In three seasons (2018-20) at the University at Buffalo, was a two-time team captain and had three-straight 1,000-yard campaigns on the ground to become the first freshman in school history to rush for 1,000 yards in a season...Finished his Bulls career ranked No. 1 rushing touchdowns (52) in program history and second in rushing yards (3,884) and 100-yard performances (15)...Set single-season school records with 1,799 rushing yards and 19 touchdown runs in 2019, tying his own record a season later with another 19 rushing scores... Ran for 409 yards and eight touchdowns against Kent State in 2020, the most rushing scores by any FBS player in over 25 years...Earned recognition as All-America from The Associated Press and Mid-American Conference Offensive Player of the Year.

PERSONAL: Given name Jaret Patterson... Born in Glendale, Md. ...**High School:** Attended St. Vincent Pallotti High School in Laurel, Md. ... Named the team's Player of the Year...Rushed for 2,045 yards and 23 touchdowns his senior season...Tallied 113 receiving yards...Named All-State Honorable Mention.

JARET PATTERSON NFL STATISTICS

				— Rushing —					— Receiving —					Scrimmage
Year	Team	GP	GS	No.	Yds	Avg.	Lg	TD	Att	Yds	Avg.	Lg	TD	Yards
2021	Washington	17	1	68	266	3.9	13	2	10	73	7.3	12	0	339
2022	Washington	3	0	17	78	4.6	14	0	0	0	0.0	—	0	78
2024	Los Angeles Chargers	1	0	0	0	0.0	—	0	0	0	0.0	—	0	0
NFL Totals		**21**	**1**	**85**	**344**	**4.0**	**14**	**2**	**10**	**73**	**7.3**	**12**	**0**	**417**

DENZEL PERRYMAN

6 | LINEBACKER | MIAMI
5-11 | 240 LBS | CORAL GABLES. FLA.
ACQUIRED: UFA (HOU) —'24
EXPERIENCE: 11TH NFL SEASON
8TH YEAR WITH CHARGERS

CAREER HIGHLIGHTS

- *Compiled 710 tackles (483 solo), 7.5 sacks, 53 tackles for loss, five interceptions, 14 passes defensed, four forced fumbles, three recoveries and seven special teams tackles in 119 career games (99 starts). Has also started four playoff games and tallied 19 tackles (11 solo) and one tackle for loss.*
- *Recorded season highs in tackles (154), solo tackles (102) and assisted tackles (52) in 2021 with Las Vegas.*
- *Named AFC Defensive Player of the Week and was voted as the Castrol Edge Clutch Performer of the Week for his efforts in a Week 7 overtime win against the Falcons in 2016. He registered seven tackles (six solo), two tackles for loss and an interception that set up a late fourth quarter game-tying field goal while adding a tackle for loss in overtime on fourth-and-one to give the ball to the offense on the Atlanta 43-yard line.*
- *Eclipsed 300 career tackles in 2019 by recording 68 on the season, his highest season total since 2016, and added the third interception of his career.*
- *Finished fifth on the team in 2018 with 64 tackles (41 solo) in nine starts despite missing the second half of the season on injured reserve with a knee injury.*
- *Led the team in 2016 with 80 tackles (54 solo), 2.0 sacks, the first interception of his career and a forced fumble, setting a career high with 11 starts.*
- *Was just five tackles shy of being the first Chargers rookie with a 100-tackle season in 2015, finishing second on the team with 95 tackles (72 solo) while adding a pair of sacks, nine tackles for loss and a forced fumble.*

HONORS AND AWARDS

2021: *2021 NFL Pro Bowl Selection (First)*
2016: *AFC Defensive Player of the Week (Week 7 at Atlanta)*
Castrol Edge Clutch Performer of the Week (Week 7 at Atlanta)

2024: Started all 11 games he played at LB...Was voted a team captain by his teammates...Totaled 55 tackles (39 solo), 1.0 sack, three QB hits and two tackles for loss...**vs. Las Vegas (Sept. 8):** Opened the season with five solo tackles...**at Carolina (Sept. 15):** Totaled eight tackles (five solo), 1.0 sack, a QB hit and a tackle for loss...Downed Bryce Young outside the pocket to force a fourth down...**at Pittsburgh (Sept. 22):** Compiled a season-high nine tackles (six solo) and a tackle for loss...**vs. Kansas City (Sept. 29):** Posted eight tackles (six solo)...**at Denver (Oct. 13):** Totaled six tackles (five solo) and a QB hit...**at Arizona (Oct. 21):** Posted three tackles (one solo) and a QB hit on *Monday Night Football*...**vs. New Orleans (Oct. 27):** Collected three tackles (two solo)...**at Cleveland (Nov. 3):** Logged five tackles (four solo)...**vs. Tennessee (Nov. 10):** Recorded a pair of tackles (one solo)...**vs. Cincinnati (Nov. 17):** Logged five tackles (three solo) on *Sunday Night Football*...**vs. Denver (Dec. 19):** Posted a solo tackle on *Thursday Night Football*...**at Houston (Jan. 11):** Made his postseason debut, starting at LB and recording a pair of tackles in the Bolts' Wild Card appearance.

2023: Competed in 14 games with 13 starts, including the postseason, totaling 84 tackles (50 solo), seven tackles for loss, half a sack, a pair of QB hits and three passes defensed...**at Baltimore (Sept. 10):** Made his Texans debut and totaled a season-high 11 tackles (six solo) and a tackle for loss...**at Carolina (Oct. 29):** Turned in ine tackles (six solo), a tackle for loss, half a sack, and a QB hit...**at Tennessee (Dec. 17):** Compiled 10 tackles (seven solo) and a tackle for loss...**vs. Cleveland (Jan. 13):** Totaled three solo tackles and a

tackle for loss in Houston's Wild Card win...**at Baltimore (Jan. 20):** Ended the season with five tackles (two solo) in Houston's Divisional Round appearance.

2022: Saw action in 12 games with 11 starts... Totaled 83 tackles (54 solo), 14 tackles for loss, a sack, five QB hits, an interception and a pair of passes defensed...**at Kansas City (Oct. 10):** Turned in eight tackles (six solo), a tackle for loss, a sack and a QB hit...**at Jacksonville (Nov. 6):** Recorded a season-high 10 tackles (six solo) and a QB hit...**at Seattle (Nov. 27):** Filled the stat sheet with nine tackles (four solo), a pair of tackles for loss, an interception and a pass defensed...Picked off Gino Smith and ran the ball back 24 yards...**vs. New England (Dec. 18):** Compiled nine tackle with a season-high eight solo tackles...Added a tackle for loss.

2021: Started all 16 games he appeared in, including the postseason...Earned his first Pro Bowl honors after tying for third in the league with 154 tackles (102 solo) and adding three passes defensed, one forced fumble and two fumble recoveries during the regular season.... His 154 tackles also marked a career best... **vs. Baltimore (Sept. 13):** Started in his Raiders debut, leading the team with 10 tackles (five) and recording one fumble recovery... **at Pittsburgh (Sept. 19):** Led the team for the second consecutive week...Recorded 12 tackles (six) in the win...**vs. Miami (Sept. 26):** Finished with a team- and career-high 14 tackles (10 solo), marking his third consecutive contest leading the team and with 10-plus tackles... **at Los Angeles Chargers (Sept. 19):** Finished tied for the team lead with 12 tackles (eight), marking his fourth-straight game with at least 10 tackles...**vs. Chicago (Oct. 10):** Led the team for the fifth straight week with 12 stops (10)... **at Denver (Oct. 17):** Finished tied with a team-high 11 tackles (six solo) and added one fumble recovery...**vs. Philadelphia (Oct. 24):** Tied for the team lead with eight tackles (seven), adding three passes defensed in the win...**vs. New York Giants (Nov. 7):** Finished with a team-high 10 tackles (seven), adding one pass defensed...**vs. Kansas City (Nov. 14):** Started and finished with 11 tackles (seven)...**vs. Cincinnati (Nov. 21):** Tied the team lead with 12 tackles (nine), including two for loss...**at Dallas (Nov. 25):** Finished with seven tackles (two)...**vs. Washington (Dec. 5):** Recorded a game-high 12 tackles (nine)...at Indianapolis (Jan. 2): Recorded seven tackles (five) in the win, adding one forced fumble... **vs. Los Angeles Chargers (Jan. 9):** Led the team with nine tackles (eight) in the win...Postseason: (1/15/22) at Cin.: Led the team with nine tackles (six).

2020: Logged six starts in 13 games played in 2020, missing three games from Weeks 13-15 due to injury...Recorded his first sack of the season in Week 11, dropping Jets QB Joe Flacco for a loss of nine yards on a third-down pressure...**at Cincinnati (Sept. 13):** In the season opener, logged his first forced fumble since Week 11 of 2019...The forced fumble was recovered by LB Nick Vigil and led to a Chargers field goal...Finished the day with three total tackles, including a run stuff and tackle for loss that coincided with the forced fumble of RB Joe Mixon...**vs. Kansas City (Sept. 20):** Logged three assisted tackles in the franchise's first game at Sofi Stadium, totaling 16 defensive snaps...**vs. Carolina (Sept. 27):** Tallied four solo tackles, including tackles on both second and third down early in the fourth quarter to hold the Panthers to a field goal try...**at Tampa Bay (Oct. 4):** Accumulated a season-high six total tackles, while also logging a QB hit on Buccaneers QB Tom Brady and his lone pass defensed of the season...Deflected a pass over the middle that was intended for TE O.J. Howard on second down, leading to an eventual Tampa Bay punt... **at New Orleans (Oct. 12):** Recorded one stop on defense in the team's lone *Monday Night Football* appearance of 2020...**vs. Jacksonville (Oct. 25):** In his first of two starts at LB this season, totaled three tackles on the day, including a stop of RB James Washington early in the fourth quarter that led to a Jaguars punt three plays later... **at Denver (Nov. 1):** Didn't log any tackles in his second start of the season at LB, but helped lead a defensive group that held the Broncos just two rushing yards in the first half — the best showing of that nature by the Chargers defense since 2000...**vs. Las Vegas (Nov. 8):** Accumulated three total tackles, which included a solo stop of RB Josh Jacobs early in the third quarter...**at Miami (Nov. 15):** Returned home to South Florida and recorded three total tackles, including two solo, in his 65th career game...On a first-and-10, closed in on TE Mike Gesicki as the ball was arriving at Gesicki, jarring the ball lose and forcing an incompletion on what would have been a first down, per a completion...On the next play, stopped RB Salvon Ahmed at the line of scrimmage to prevent a gain, forcing a third-and-long...Repeated the action, a stop of Ahmed for a zero-yard gain, on Miami's second drive of the third quarter...**vs. N.Y. Jets (Nov. 22):** Saw action on all but four defensive snaps, primarily serving as the weakside linebacker...Logged his first sack of the season, dropping QB Joe Flacco for a loss of nine yards on third-and-four in the third quarter, forcing a punt...By halting New York's drive and forcing a punt, the Chargers had the opportunity to get the ball back with ample time, ultimately getting in field goal range and putting up points before the end of the first half...On S Rayshawn Jenkins' drop of Jets RB La'Mical Perine in the second quarter, destroyed an oncoming block by T Mekhi Becton, creating the space for Jenkins to fill the gap and secure the stop...**at Buffalo (Nov. 29):** Logged two solo stops, four total tackles, for the Bolts defense in his second consecutive start, before leaving the game in the second quarter after sustaining an injury...**vs. New England (Dec. 6):** Inactive (back)...**vs. Denver (Dec. 27):** Amassed seven total tackles in the Charger's divisional win over the Broncos...On Denver's opening series, logged four of his eventual seven total tackles, helping the defense hold a threatening Broncos offense and force a turnover in the red zone... Early in the third quarter, timed up a run-stop and dropped RB Melvin Gordon III for a loss of one yard, forcing an eventual punt from the

Broncos...**at Kansas City (Jan. 3):** On the first play from scrimmage, read the screen attempt by the Chiefs and dropped TE Deon Yelder for a loss of two yards to start the game...Finished the season finale with seven total tackles (four solo), as the Chargers held the Chiefs offense to a season-low 268 net yards to close out the regular season on a high note with a four-game win streak.

2019: Played in 14 games, starting 10 at LB, and was inactive one game...Dressed but did not play in another...Recorded 68 tackles (45 solo) and four tackles for loss...Added an INT, the third of his career...Eclipsed 300 total tackles and 200 career solo stops...**vs. Indianapolis (Sept. 8):** Played on a special teams snap...**at Detroit (Sept. 15):** Appeared on three plays on special teams...**vs. Houston (Sept. 22):** Made his first start of the season at LB, posting eight tackles (four solo)...Reached 200 career solo tackles... **at Miami (Sept. 29):** Started at LB, finishing with three tackles (two solo) and a tackle for loss...Sprinted up the middle to stop RB Mark Walton for a two-yard loss in the third quarter... **vs. Denver (Oct. 6):** Started at LB, totaling four tackles (three solo)...**vs. Pittsburgh (Oct. 13):** Posted four tackles (three solo) and a tackle for loss after opening the game at LB...Sprinted through the line to drop RB James Conner for a one-yard loss in the first quarter...**at Tennessee (Oct. 20):** Totaled eight tackles (five solo) after starting the game at LB...**at Chicago (Oct. 27):** Played in the 50th game of his career, starting at LB...Recorded six tackles (two solo)...**vs. Green Bay (Nov. 3):** Recorded five tackles (four solo) and a tackle for loss after opening the contest at LB...Came up in the first quarter to drop RB Aaron Jones for a one-yard loss on a swing pass in the right flat after S Jaylen Watkins slowed Jones...**at Oakland (Nov. 7):** Was part of the 46-man active roster but saw no action...**vs. Kansas City (Estadio Azteca, Nov. 18):** Recorded seven tackles (five solo)...**at Denver (Dec. 1):** Recorded five tackles (four solo) and his first INT of the season...Dove to pick off the pass after undercutting the route of WR Tim Patrick... **at Jacksonville (Dec. 8):** Inactive (healthy scratch)...**vs. Minnesota (Dec. 15):** Started at LB, totaling four tackles (three solo) and a tackle for loss...**vs. Oakland (Dec. 22):** Produced eight tackles (six solo) after opening the game at LB... **at Kansas City (Dec. 29):** Started at LB, posting six tackles (four solo).

2018: Started nine games at ILB...Recorded 64 tackles (41 solo), a tackle for loss and two passes defensed...Posted an INT, the second of his career, returning it 16 yards...Suffered a season-ending knee injury in the ninth game and was placed on injured reserve on Nov. 13...**vs. Kansas City (Sept. 9):** Finished with five tackles (four solo)...**at Buffalo (Sept. 16):** Tied for a team high with eight tackles (six solo)...**at Los Angeles Rams (Sept. 23):** Posted nine tackles (six solo)...**vs. San Francisco (Sept. 30):** Started at ILB for his 30th career start and participated on 47 defensive plays along with two on special teams...Registered seven tackles (four solo) and a pass defensed...**vs. Oakland (Oct. 7):** Recorded nine tackles (five solo)...**at Cleveland (Oct. 14):** Posted a season-high 10 tackles (four solo)...**vs. Tennessee (Wembley Stadium, Oct. 21):** Registered nine tackles (eight solo) and a pass defensed...Recorded the second INT of his career, picking off a pass in the red zone that was deflected at the line of scrimmage by DE Melvin Ingram III...**at Seattle (Nov. 4):** Finished with seven tackles (four solo)...**at Oakland (Nov. 11):** Started at ILB and played two snaps on defense before suffering a season-ending knee injury.

2017: Placed on injured reserve on Sept. 4 to open the season after suffering an ankle injury in the first preseason game vs. Seattle (Aug. 13)...Began practicing after being designated for return on Oct. 18...Activated on Nov. 7... Appeared in seven games with six starts and was inactive for another...Posted 51 tackles (29 solo), two tackles for loss, two passes defensed and a fumble recovery...**at Jacksonville (Nov. 12):** Returned from injury to start at ILB, playing 46 defensive snaps...Led the team with 11 tackles (eight solo), a tackle for loss and a pass defensed...Made his first stop of the season five minutes into the game, tackling RB Leonard Fournette for no gain on an off-tackle run...**vs. Buffalo (Nov. 19):** Started at OLB, finishing with five tackles (three solo)...**at Dallas (Nov. 23):** Started at OLB...Totaled six tackles (four solo)... **vs. Cleveland (Dec. 3):** Opened the game at OLB...Recovered the first fumble of his career and registered 10 tackles (three solo), including a tackle for loss...Recovered the fumble forced by DE Joey Bosa on a strip-sack in the fourth quarter...**vs. Washington (Dec. 10):** Opened the game at ILB for the 25th start of his career, finishing with 10 tackles (four solo)...It marked back-to-back 10-tackle games...**at Kansas City (Dec. 16):** Started at OLB, assisting on two tackles before departing with a hamstring injury...**at New York Jets (Dec. 24):** Inactive (hamstring)...**vs. Oakland (Dec. 31):** Finished with four solo tackles and a pass defensed.

2016: Named AFC Defensive Player of the Week for his efforts in a Week 7 overtime win against the Falcons: Seven tackles (six solo), two tackles for loss and an INT...Voted by fans as the Castrol Edge Clutch Performer of the Week as his INT set up a late fourth quarter game-tying field goal and he posted a tackle for loss in overtime on fourth-and-one to give the ball to the offense on the Atlanta 43-yard line...Played in 12 games with 11 starts...Posted a team-high 80 tackles (54 solo), two sacks, the first INT of his career and a forced fumble...Added a tackle on special teams...**Awards:** AFC Defensive Player of the Week (Week 7)...Castrol Edge Clutch Performer of the Week...**at Indianapolis (Sept. 25):** Led the team with 10 tackles, including a three-yard sack in the second quarter on third-and-one to force a field goal attempt...**vs. New Orleans (Oct. 2):** Suffered a shoulder injury early in the second quarter and did not return...**at Oakland (Oct. 9):** Inactive (shoulder)...**vs. Denver (Oct. 13):** Posted a tackle for loss in the red zone to help force a

Broncos field goal attempt...**at Atlanta (Oct. 23):** Named AFC Defensive Player of the Week for his efforts and was voted by fans as the Castrol Edge Clutch Performer of the Week...Posted seven tackles (six solo), two tackles for loss and an INT while playing through a shoulder injury...Set up a late fourth quarter game-tying field goal with the first INT of his career...In overtime, posted a tackle for loss on fourth-and-one to give the offense the ball at the Atlanta 43-yard line...**at Denver (Oct. 30):** Suffered a hamstring injury in the first half and did not return...**vs. Tennessee (Nov. 6):** Inactive (hamstring)...**at Houston (Nov. 27):** Returned from a two-week absence with a hamstring injury to post 10 tackles...**vs. Tampa Bay (Dec. 4):** Led the defense with 12 tackles...**at Cleveland (Dec. 24):** Posted a five-yard sack and a tackle for loss...Did not return after suffering a knee injury early in the fourth quarter...**vs. Kansas City (Jan. 1):** Inactive (knee).

2015: Started nine of 14 games played as a rookie, finishing second on the team with 95 tackles (72 solo)...Added two sacks, nine tackles for loss, a forced fumble and six tackles on special teams...**vs. Detroit (Sept. 13):** Made his NFL debut...**at Cincinnati (Sept. 20):** Posted five tackles on special teams, the most in a game by a Charger since 2011...**at Green Bay (Oct. 18):** Registered his first NFL start and posted a team-high nine tackles...**vs. Oakland (Oct. 25):** Suffered an arm injury in the first quarter and did not return...**at Baltimore (Nov. 1):** Inactive (arm)...**vs. Kansas City (Nov. 22):** Returned to action after missing two weeks with an arm injury, posting a 14-yard sack early in the fourth quarter...**at Jacksonville (Nov. 29):** Registered 12 tackles, including a tackle for loss...**vs. Denver (Dec. 6):** Led the defense with 15 tackles...**at Kansas City (Dec. 13):** Posted a team-high nine tackles, including two tackles for loss...**at Oakland (Dec. 24):** Led the team with 15 tackles and posted a nine-yard sack in the first quarter...**vs. Denver (Jan. 3):** Paced the squad with 12 tackles.

COLLEGE: Played four seasons (2011-14) at Miami, finishing his career with 47 games played and 37 starts...Posted 351 tackles, 4.5 sacks, 27 tackles for loss, seven forced fumbles and two INTs...Led the Hurricanes in tackles as a senior (110) and junior (108)...Three-time All-Atlantic Coast Conference selection (first-team as a senior and junior by conference coaches, and first-team by *Sporting News* as a junior)...With 110 tackles (79 solo), 9.5 tackles for loss, two sacks, three forced fumbles, six passes defensed and an INT as a senior, earned third-team All-America honors from *The Associated Press* and was a Butkus Award finalist...Named an honorable mention All-American by *Sports Illustrated* as a junior, finishing the 2013 season with 108 tackles (69 solo) five tackles for loss, 1.5 sacks, a forced fumble and three passes defensed...Received the team's Hard Hitter Award and Defensive Most Valuable Player honors following his junior campaign...Posted 69 tackles (47 solo) as a true freshman to lead all ACC freshman...Added 6.5 tackles for loss, a sack and two forced fumbles in his first year.

PERSONAL: Given name Denzel Lamar Perryman...Nicknames are 'DP,' and 'Prez'...Born in Miami, Fla. ...Has a son, Styles, and two daughters, Ella and Evee...His father, Desmond Sr., played LB and FB at his alma mater, Coral Gables High...Older brother, Quintero Frierson, played at Coral Gables before playing at Rutgers and seeing action at LB in two seasons (2005-06)...Other elder brother, Desmond Jr., played for South Miami (Fla.) High before moving on to play at North Carolina Methodist...Younger brother, Derrius, wrapped up his Coral Gables career this past season...Hosted free youth football camps in his hometown...Studied sociology at Miami...**High School:** Earned Area Defensive Player of the Year honors as a junior at Coral Gables (Fla.) High after registering 126 solo tackles...Finished his senior year with 137 tackles, seven tackles for loss, four sacks and an INT that he returned for a TD...Racked up 105 tackles, four sacks and two INTs as a sophomore...Lettered four years in football, playing linebacker and tight end while also seeing action at kicker and punter...Lettered one year in basketball.

DENZEL PERRYMAN NFL STATISTICS

				— Tackles —						— Interceptions —					— Fumbles —		
Year	Team	GP	GS	Total	Solo	Asst	Sacks	Yds	TFL	No.	Yds	Lg	TD	PD	FF	FR	Yds
2015	San Diego	14	9	67	58	9	2.0	23	8	0	0	—	0	0	1	0	0
2016	San Diego	12	11	71	55	16	2.0	8	8	1	1	1	0	2	0	0	0
2017	Los Angeles Chargers	7	6	37	25	12	0.0	0	1	0	0	—	0	0	0	1	0
2018	Los Angeles Chargers	9	9	51	30	21	0.0	0	1	1	16	16	0	2	0	0	0
2019	Los Angeles Chargers	14	10	68	50	18	0.0	0	5	1	0	0	0	1	1	0	0
2020	Los Angeles Chargers	13	6	48	25	23	1.0	9	3	0	0	—	0	1	1	0	0
2021	Las Vegas	15	15	154	102	52	0.0	0	5	0	0	—	0	3	1	2	0
2022	Las Vegas	12	11	83	54	29	1.0	7	14	2	48	24	0	2	0	0	0
2023	Houston	12	11	76	45	31	0.5	4.5	6	0	0	—	0	3	0	0	0
2024	Los Angeles Chargers	11	11	59	39	16	1.0	7	2	0	0	—	0	0	0	0	0
NFL Totals		**119**	**99**	**710**	**483**	**227**	**7.5**	**58.5**	**53**	**5**	**65**	**24**	**0**	**14**	**4**	**3**	**0**

POSTSEASON

				— Tackles —						— Interceptions —					— Fumbles —		
Year	Team	GP	GS	Total	Solo	Asst	Sacks	Yds	TFL	No.	Yds	Lg	TD	PD	FF	FR	Yds
2021	Las Vegas	1	1	9	6	3	0.0	0	0	0	0	—	0	0	0	0	0
2023	Houston	2	2	8	5	3	0.0	0	1	0	0	—	0	0	0	0	0
2024	Los Angeles Chargers	1	1	2	0	2	0.0	0	0	0	0	—	0	0	0	0	0
Postseason Totals		**4**	**4**	**19**	**11**	**8**	**0.0**	**0**	**1**	**0**	**0**	**0**	**0**	**0**	**0**	**0**	**0**

DEL'SHAWN PHILLIPS

6-2 | LINEBACKER | ILLINOIS
6-2 | 230 LBS | HIGHLAND PARK, ILL.
ACQUIRED: UFA (HOU) — 2025
EXPERIENCE: 6TH NFL SEASON
1ST YEAR WITH CHARGERS

CAREER HIGHLIGHTS

- *Has competed in 72 career games, including the postseason, with a pair of starts for the Buffalo Bills, New York Jets, Baltimore Ravens and Houston Texans.*
- *Primarily a special teams player, he has 37 career special teams tackles.*

2024: Competed in 19 games including the postseason...Turned in six tackles (three solo), a tackle for loss and 10 special teams tackles during the regular season...**at Indianapolis (Sept. 8):** Recorded a special teams tackle...**vs. Chicago (Sept. 15):** Contributed 19 special teams snaps...**at Minnesota (Sept. 22):** Saw action on 23 special teams snaps...**vs. Jacksonville (Sept. 29):** Recorded a special teams tackle...**vs. Buffalo (Oct. 6):** Competed on 25 special teams snaps...**at New England (Oct. 13):** Recorded a season-high two special teams tackles...**at Green Bay (Oct. 20):** Contributed on 23 special teams snaps...**vs. Indianapolis (Oct. 27):** Competed on 23 special teams snaps...**at New York Jets (Oct. 31):** Appeared in 19 special teams snaps...**vs. Detroit (Nov. 10):** Recorded a special teams tackle...**at Dallas (Nov. 18):** Turned in a tackle on *Monday Night Football*...**vs. Tennessee (Nov. 24):** Competed in a season-high 29 special teams snaps...**at Jacksonville (Dec. 1):** Saw action in 22 special teams snaps...**vs. Miami (Dec. 15):** Matched his season high with a pair of special teams tackles...**at Kansas City (Dec. 21):** Logged a special teams tackle...**vs. Baltimore (Dec. 25):** Saw extended action on defense and recorded four tackles (two solo) with one for loss on Christmas Day...**at Tennessee (Jan. 5):** Turned in a solo tackle and matched his season high with two special teams tackles...**vs. Los Angeles Chargers (Jan. 11):** Recorded a special teams tackle in the Wild Card Round...**at Kansas City (Jan. 18):** Turned in a solo tackle for loss and a special teams tackle in Houston's Divisional Round appearance.

2023: Appeared in all 17 games and recorded 16 tackles (nine solo), a tackle for loss, a forced fumble and a recovery...Also recorded eight special teams tackles...**vs. Houston (Sept. 10):** Opened the season with a pair of special teams tackles...**at Cincinnati (Sept. 17):** Contributed on defense and special teams...**vs. Indianapolis (Sept. 24):** Competed in 32 special teams snaps...**at Cleveland (Oct. 1):** Saw action on defense and special teams...**at Pittsburgh (Oct. 8):** Turned in a special teams tackle...**at Tennessee (Oct. 15):** Recovered a fumble and recorded two tackles on special teams...Recovered a muffed punt by Kyle Phillips with a second left in the first half, setting up a Justin Tucker field goal...**vs. Detroit (Oct. 22):** Contributed on defense and special teams...**at Arizona (Oct. 29):** Saw action on 22 defensive snaps...**vs. Seattle (Nov. 5):** Saw action on defense and special teams...**vs. Cleveland (Nov. 12):** Saw snaps on defense and special teams...**vs. Cincinnati (Nov. 16):** Contributed 26 special teams snaps...**at Los Angeles Chargers (Nov. 26):** Turned in a solo tackle and a special teams tackle...**vs. Los Angeles Rams (Dec. 10):** Matched his season high with two special teams tackles...**at Jacksonville (Dec. 17):** Appeared in 17 special teams snaps...**at San Francisco (Dec. 25):** Saw action on defense and special teams on Christmas Day...**vs. Miami (Dec. 31):** Turned in a pair of tackles...**vs. Pittsburgh (Jan. 6):** Recorded his first start as a Raven and compiled a career high 13 tackles (eight solo), a tackle for loss and forced a fumble...Punched the ball from Jaylen Warren recovered by Baltimore.

2022: Saw action in 16 games and logged six special teams tackles...**at New York Jets (Sept. 11):** Opened season with a special teams tackle...**vs. Miami (Sept. 18):** Competed in 24 special teams snaps...**at New England (Sept. 25):** Turned in a special teams tackle...**vs. Buffalo (Oct. 2):** Logged a special teams tackle and saw action on defense...**vs. Cincinnati (Oct. 9):** Saw action on 15 special teams snaps...**at New York Giants (Oct. 16):** Saw action on 16 special teams snaps...**vs. Cleveland (Oct. 23):** Appeared in 16 special teams snaps...**at Tampa Bay (Oct. 27):** Totaled 18 special teams snaps...**at New Orleans (Nov. 7):** Saw action on special teams...**vs. Carolina (Nov. 20):** Turned in 18 snaps on special teams...**at Jacksonville (Nov. 27):** Played 17 snaps on special teams...**at Pittsburgh (Dec. 11):** Saw time on special teams...**at Cleveland (Dec. 17):** Played 10 special teams snaps...**vs. Atlanta (Dec. 24):** Recorded a tackle on special teams...**vs. Pittsburgh (Jan. 1):** Recorded 14 snaps on special teams...**at Cincinnati (Jan. 8):** Turned in a tackle on special teams...**at Cincinnati (Jan. 15):** Made his postseason debut and recorded a special teams tackle in the Ravens Wild Card Appearance.

2021: Saw action in all 17 games with one start...Totaled 20 tackles (eight solo), 1.0 sack, a QB hit, a pair of tackles for loss and a recovery along with 11 special teams tackles...**at Carolina (Sept. 12):** Compiled eight tackles (two solo) and a career-high three special teams tackles...**vs. New England (Sept. 19):** Contributed on defense and special teams...**at Denver (Sept. 26):** Recovered a Javonte Williams fumble at the goal line and returned it 34 yards...**vs. Tennessee (Oct. 3):** Saw action on 23 special teams snaps...**at Atlanta (Oct. 10):** Turned in a special teams tackle...**at New England (Oct. 24):** Turned in seven tackles (three solo), 1.0 sack, a QB hit, two tackles for loss and a special teams tackle...Downed Mac Jones to force fourth down...**vs. Cincinnati (Oct. 31):** Saw action on defense and special teams...**at Indianapolis (Nov. 4):** Competed on defense and special teams...**vs. Buffalo (Nov. 14):** Made his first career start at LB and recorded a pair of tackles (one solo)...**vs. Miami (Nov. 21):** Logged two tackles (one solo)...**at Houston (Nov. 28):** Recorded a special teams tackle...**vs. Philadelphia (Dec. 5):** Saw action on 22 special teams snaps...**vs. New Orleans (Dec. 12):** Recorded a special teams tackle...**at Miami (Dec. 19):** Saw action on defense and special teams...**vs. Jacksonville (Dec. 26):** Turned in a solo tackle and a special teams tackle...**vs. Tampa Bay (Jan. 2):** Turned in a special teams tackle...**at Buffalo (Jan. 9):** Recorded a pair of special teams tackles.

2020: Saw action in two games, primarily on special teams...**vs. New York Jets (Sept. 13):** Made his NFL debut contributing on special teams...**vs. Seattle (Nov. 8):** Saw action on eight special teams snaps.

COLLEGE: Over two seasons at the University of Illinois (2017-18), he appeared in 23 games, making 21 starts and compiling 180 tackles (91 solo), 2.5 sacks, four interceptions, five passes defensed, a forced fumble and a recovery...Opened his collegiate career at Garden City Community College in Kansas (2015-16), where he won the 2016 NJCAA National Championship...Led the Broncbusters defense with 95 tackles (52 solo), 12.5 tackles for loss and two forced fumbles, while also adding a pair of sacks, three interceptions, four passes defensed and a fumble recovery.

PERSONAL: Graduated from Illinois in August 2013 with a degree in recreation, sport and tourism...Born in Highland, Park, Ill....**High School:** Prepped at Detroit Cass Tech where he led them to the 2014 Detroit Public School League Championship and garnered All-City Honors...Also won a 2012 state championship.

DEL'SHAWN PHILLIPS NFL STATISTICS

				— Tackles —						— Interceptions —					— Fumbles —		
Year	**Team**	**GP**	**GS**	**Total**	**Solo**	**Asst**	**Sacks**	**Yds**	**TFL**	**No.**	**Yds**	**Lg**	**TD**	**PD**	**FF**	**FR**	**Yds**
2020	Buffalo	2	0	0	0	0	0.0	0	0	0	0	—	0	0	0	0	0
2021	New York Jets	17	1	20	8	12	1.0	8	2	0	0	—	0	0	0	1	0
2022	Baltimore	16	0	0	0	0	0.0	0	0	0	0	—	0	0	0	0	0
2023	Baltimore	17	1	16	9	7	0.0	0	1	0	0	—	0	0	1	1	0
2024	Houston	17	0	6	3	3	0.0	0	1	0	0	—	0	0	0	0	0
NFL Totals		**69**	**2**	**42**	**20**	**22**	**1.0**	**8**	**4**	**0**	**0**	**—**	**0**	**0**	**1**	**2**	**0**

POSTSEASON

				— Tackles —						— Interceptions —					— Fumbles —		
Year	**Team**	**GP**	**GS**	**Total**	**Solo**	**Asst**	**Sacks**	**Yds**	**TFL**	**No.**	**Yds**	**Lg**	**TD**	**PD**	**FF**	**FR**	**Yds**
2022	Baltimore	1	0	0	0	0	0.0	0	0	0	0	—	0	0	0	0	0
2024	Houston	2	0	1	1	0	0.0	0	1	0	0	—	0	0	0	0	0
Postseason Totals		**3**	**0**	**1**	**1**	**0**	**0.0**	**0**	**1**	**0**	**0**	**—**	**0**	**0**	**0**	**0**	**0**

TREY PIPKINS III

79 | GUARD/TACKLE | SIOUX FALLS
6-6 | 307 LBS | APPLE VALLEY, MINN.
ACQUIRED: DRAFT 3 — 2019
EXPERIENCE: 7TH NFL SEASON
7TH YEAR WITH CHARGERS

CAREER HIGHLIGHTS

- *Over six seasons with the Bolts, appeared in 84 games and made 56 starts.*
- *Started all 17 games at right tackle in 2023.*
- *Started 14 games in 2022 on a line that finished the season as the NFL's No. 3 passing offense and ninth-ranked total offense.*
- *Started at right tackle in the Bolts 2022 Wild Card appearance.*
- *Became the second-ever player drafted out of Sioux Falls, joining P Brian Hansen — who was drafted in the ninth round (237th overall) by New Orleans in the 1984 NFL Draft.*
- *In the second quarter of Week 2, he caught a two-point conversion from QB Justin Herbert as an eligible receiver. He became just the second NFL offensive lineman to haul in a two-point conversion in at least the last 60 years (Giants T Andrew Thomas in 2020).*

2024: Started at 15 regular season games he appeared in at RG... **vs. Las Vegas (Sept. 8):** Started at RG ...Paved the way for J.K. Dobbins to rush for 135 yards and a score...**at Carolina (Sept. 15):** Started at RG...Contributed to J.K. Dobbins posting 131 rushing yards and a 43-yard TD carry...**at Pittsburgh (Sept. 22):** Started at RG...**at Denver (Oct. 13):** Started at RG...Helped J.K. Dobbins rush for 96 yards and a score...**vs. Kansas City (Sept. 29):** Started at RG...**at Arizona (Oct. 21):** Started at RG on *Monday Night Football*...Helped keep Justin Herbert upright to throw for 349 yards...**vs. New Orleans (Oct. 27):** Started at RG...Protected Justin Herbert as he accumulated a 111.3 passer rating...**at Cleveland (Nov. 3):** Started at RG...Helped Justin Herbert log a 125.8 passer rating... **vs. Cincinnati (Nov. 17):** Started at RG on *Sunday Night Football*...Helped the Bolts rush for 155 yards and two scores...**vs. Baltimore (Nov. 25):** Started at RG on Monday Night Football ...**at Atlanta (Dec. 1):** Started at RG...**at Kansas City (Dec. 8):** Started at RG on *Sunday Night Football*...**vs. Tampa Bay (Dec. 15):** Started at RG...**vs. Denver (Dec. 19):** Started at RG on *Thursday Night Football*...**at Las Vegas (Jan. 5):** Started at RG...Protected Justin Herbert as he threw for 346 yards, two TDs and a passer rating of 125.2.

2023: Started at RT in all 17 games...In the Week 1 bout against Miami, helped anchor an offense that totaled 433 net yards and 30 first downs, while becoming the first NFL team since 2010 to rush for 230 yards and two touchdowns on Kickoff Weekend...Protected QB Justin Herbert in Week 2 as the signal-caller accounted for his 23rd career 300-yard passing performance...Protected Justin Herbert as he threw for a career-high 40 receptions and a career-best 405 yards in the Week 3 win over Minnesota, as Herbert became the first player in Chagers history to throw for 400 yards with 40 completions, three touchdows and zero interceptions in a single game and set the NFL's all-time record for most completions in a player's first four seasons...Helped the unit rush for 155 yards in the Week 4 home win over the division-rival Raiders...**vs. Miami (Sept. 10):** Started at RT...Supported the offenisve unit as the group accounted for 433 net yards offensively with 30 first downs...Helped propel RB Austin Ekeler to total 164 yards from scrimmage, including 117 on the ground and one touchdown, as Ekeler and RB Joshua Kelley became the first pair of Chargers RBs to each eclipse 90 yards rushing in the same game since 2008...As a group, the offense became the league's first unit to rush for 230 yards and two touchdowns on Kickoff Weekend since 2010...**at Tennessee (Sept. 17):** Started at RT...Protected QB Justin Herbert in Week 2, as the signal-caller registered his 23rd career 300-yard passing game, the third-most by any player in their first four professional seasons in NFL history...Aided an offense that accounted for three fourth-down conversions in the first half...**at Minnesota (Sept. 24):** Started at RT...Helped the offense total 475 yards of offense in the game, allowing just one sack on 49 dropbacks...Protected Justin Herbert as he threw for a career-high 40 receptions and a career-best 405 yards in the Week 3 win over Minnesota, as Herbert became the first player in Chagers history to throw for 400 yards with 40 completions, three touchdows and zero interceptions in a single game and set the NFL's all-time record for most completions in a player's first four seasons...**vs. Las Vegas (Oct. 1):** Started at RT, helping the offense rush for 155 yards on the day...The offense accounted for 95 rushing yards in the first quarter, the most by a Bolts offense in a first quarter since 2017...**vs. Dallas (Oct. 16):** Started at RT and appeared on all 73 offensive snaps in the game...**at Kansas City (Oct. 22):** Started at RT and played all 63

snaps...**vs. Chicago (Oct. 29):** Started at RT and supported a unit that allowed zero sacks in the primetime win on *Sunday Night Football*...**at New York Jets (Nov. 6):** Started at RT and helped RB Austin Ekeler total multiple touchdowns in a winning effort on *Monday Night Football*...**vs. Detroit (Nov. 12):** Started at RT and supported an OL unit that didn't allow a sack...**at Green Bay (Nov. 19):** Started at LT, helping the offense total 150 rushing yards....**vs. Baltimore (Nov. 26):** Started at RT on *Sunday Night Football*...**at New England (Dec. 3):** Started at RT and helped a unit that allowed zero sacks in their protection of QB Justin Herbert...**vs. Denver (Dec. 10):** Started at RT in the Week 14 matchup...**at Las Vegas (Dec. 14):** Started at RT and played in all 65 offensive plays...**vs. Buffalo (Dec. 23):** Started at RT and helped QB Easton Stick secure the third-best completion percentage (70.8 pct.) among all quarterbacks in their first two career starts with at least three passing touchdowns and one rushing score...**at Denver (Dec. 31):** Started at RT and provided support on all 65 offensive snaps, as well as all four field goals tries...**vs. Kansas City (Jan. 7):** Started at RT and protected Easton Stick as he completed a career-high 28 passes and 258 passing yards, while also rushing for 77 yards, the second-most rushing yards in a game by a Chargers quarterback in franchise history.

2022: Made 14 starts at RT...Helped the offense record a season-high 34 points in Week 4 against the Texans...Opened the season by anchoring an offensive front that did not allow a sack in the season-opening win against the Raiders...Assisted the offensive line in allowing zero sacks en route to a Week 9 win over the Atlanta Falcons...Helped the offensive line not allow a sack en route to a Week 17 win over the Los Angeles Rams...Started at RT in the team's AFC Wild Card game against the Jacksonville Jaguars...**vs. Las Vegas (Sept. 11):** Started at RT and helped the offensive line to not surrender a sack on the day...Kept QB Justin Herbert upright as the signal-caller produced the fourth-best passer-rating (129.4) by a Chargers QB in a season opener in franchise history...Protected Herbert as he collected his 80th career total TD, doing so in his 33rd career game, the second-fastest by any player in league annals...**at Kansas City (Sept. 15):** Started at RT...Protected Justin Herbert as he threw a TD pass to FB Zander Horvath, extending his passing touchdown streak to 23 games, the second-longest active streak in the NFL and tied for the third-longest in Chargers history...Left the game due to injury... **vs. Jacksonville (Sept. 25):** Started at RT and blocked for Justin Herbert to help him surpass 900 career completions and 10,000 career passing yards...**at Houston (Oct. 2):** Started at RT and helped block for RB Austin Ekeler to register the fourth three-TD game of his career... Protected Justin Herbert to help him achieve his 19th career game with 300-plus passing yards, tying QB Andrew Luck for most such games through three seasons in NFL history...Helped the offense collect 27 points in the first half, which were the most by the Chargers in the first half since 2018...**at Cleveland (Oct. 9):** Started at RT...Blocked for Austin Ekeler en route to a career-high 173 rushing yards and his 50th-career scrimmage TD...Also helped Ekeler become the first running back in the common draft era (since 1967) to record multiple receiving TDs in each of the first six seasons of a career...Also protected Justin Herbert in his 26th consecutive game with a TD pass...**vs. Denver (Oct. 17):** Started at RT... Helped block for Justin Herbert to become the fastest player in NFL history to complete 1,000 passes, doing so in 38 games...**vs. Seattle (Oct. 23):** Started at RT...Blocked for Justin Herbert en route to throwing his 80th career TD in his 39th career game, becoming the fourth player in league history to throw at least 80 TDs within their first 40 games played...**at Atlanta (Nov. 6):** Started at RT and played in 59 snaps before leaving the game due to injury...Helped the offensive line allow zero sacks for the second time this season...Protected Justin Herbert en route to setting the record for most completed passes in a player's first three seasons in NFL history, passing Andrew Luck's mark of 1,062 completions in the fourth quarter...**vs. Kansas City (Nov. 20):** Started the game at RT...Helped Justin Herbert surpass 12,000 career passing yards in his 42nd career game, becoming the second-fastest QB in NFL history to pass that mark...**at Arizona (Nov. 27):** Started the game at RT before exiting the game early due to injury... Helped block for Justin Herbert to help him tally the second-most TD passes and passing yards through a player's first three seasons in NFL history...**at Las Vegas (Dec. 4):** Inactive (Knee)... **vs. Tennessee (Dec. 18):** Started the game at RT...Helped block for Justin Herbert to help him surpass 4,000 passing yards this season, becoming the first QB in NFL history to record three 4,000 passing yard seasons to start a career...**at Indianapolis (Dec. 26):** Started at RT... Helped block for Austin Ekeler's two rushing scores to help him reach 16 scrimmage TDs through 16 weeks, the most in the NFL...**vs. L.A. Rams (Jan. 1):** Started at RT and contributed to an offensive line that didn't allow a sack...Helped the offensive line block for Austin Ekeler's two rushing scores, including a TD rush that went for 72 yards...Also assisted Justin Herbert surpass 100 combined TDs, tied for the most through a player's first three seasons in NFL history...**at Denver (Jan. 8):** Started at RT...Helped block for Justin Herbert to record the most games with a TD pass through first three seasons in NFL history with 45, as well as blocking for his 102 combined TDs of his career, the most by a player in NFL history through three seasons...**at Jacksonville (AFC Wild Card, Jan. 14):** Started the game at RT and appeared in all 70 snaps on offense...Helped the offense accrue 17 points in the first quarter, the third-most points in a single quarter in Chargers playoff history...Helped the offense total 27 points in the first half, the second-most ever in a Chargers playoff game.

2021: Appeared in 12 games, starting Week 15 vs. Kansas City at LT and Week 17 vs. Denver... Primarily contributed as an extra offensive linemen in certain personnel sub-packages and provided support on the field goal protection unit...**at Washington (Sept. 12):** Registered six offensive snaps as an extra lineman, while also

helping to protect on the field goal unit, in the Week 1 victory...**vs. Dallas (Sept. 19):** Saw action on four offensive snaps...Continued to provide protection on the field goal unit, as K Tristan Vizcaino connected on two field goals in the second half to tie the game on two occasions...**at Kansas City (Sept. 26):** Logged a season-high nine offensive snaps as an extra offensive lineman...Remained consistent on the field goal protection unit, as K Tristan Vizcaino nailed a 24-yard field goal try to tie the game in the fourth quarter, leading to QB Justin Herbert's second come-from-behind fourth-quarter win of the season...**vs. Las Vegas (Oct. 4):** Helped the field goal unit go a perfect four-for-four on PATs...**vs. Cleveland (Oct. 10):** Aided the protection on five PATs...**at Baltimore (Oct. 17):** Saw action on two snaps offensively, as well as one PAT attempt...**vs. New England (Oct. 31):** Inactive (healthy scratch)...**at Denver (Nov. 28):** Returned to the lineup and contributed on one offensive snap....**at Cincinnati (Dec. 5):** Active, did not play...**vs. N.Y. Giants (Dec. 12):** Saw action on offense and on the field goal protection unit...**vs. Kansas City (Dec. 16):** Started at LT and contributed a unit that did not allow a sack, marking the first occurrence since Week 9 and just the second occasion this season...**at Houston (Dec. 16):** Added protection on the field goal unit...**vs. Denver (Jan. 2):** Started at RT and kept Justin Herbert clean as the offensive line did not allow a sack for the third time this season, as Herbert tossed two touchdowns to break the franchise's single-season passing touchdown mark...**at Las Vegas (Jan. 9):** Aided the field goal protection unit in the season finale.

2020: Played in 13 games, logging five starts, at RT for the Chargers...Started each game from Week 4 to Week 7, returning to the starting lineup in Week 12, then again in Week 17 to close out the season...Spent Weeks 14 to 15 on the Reserve/COVID-19 list, before returning to the active roster prior to Week 16...Also contributed on the protection for each field goal and extra point attempt...**at Cincinnati (Sept. 13):** Saw action on an offensive play as an eligible lineman in the fourth quarter, leading to an eventual 22-yard field goal by K Michael Badgley...Blocked on all field goal and extra point attempts...**vs. Kansas City (Sept. 20):** Provided protection on all extra point and field goal attempts...**vs. Carolina (Sept. 27):** Aided the protection on all extra point and field goal attempts...**at Tampa Bay (Oct. 4):** Made first start of the season for the Bolts, getting the nod at RT and playing on 100 percent of the offensive snaps...Protected QB Justin Herbert as the rookie tallied two 50-plus yard passing TDs...**at New Orleans (Oct. 12):** Received second starting nod of the season (RT)...Assisted in the offensive line's protection of Justin Herbert as he set the rookie record for most passing TDs in *Monday Night Football* history...**vs. Jacksonville (Oct. 25):** Protected for Justin Herbert as he threw for a career-best 347 passing yards and three TDs in his first career win, with each TD pass traveling over 20 yards — the first time in 2020 that an NFL QB has recorded three TD passes of at least 20 yards in a game...Started in his third-straight game at RT...**vs. Denver (Nov. 1):** Contributed on special teams, providing assistance on all three field goal tries and all three extra point attempts, as Michael Badgley accumulated a season-high 12 points scored, making all six kick attempts...**vs. Las Vegas (Nov. 8):** Entered the game following the second offensive play from scrimmage, filling in at RT following the injury to T Bryan Bulaga...Rotated over to LT, before returning to close the game out at RT...On RB Kalen Ballage's five-yard rushing TD on fourth-and-one, helped seal the right edge on a speed-option and lead Ballage to the endzone...Ballage once again ran behind Pipkins, as he secured a first down on second-and-one late in the fourth quarter during the offense's comeback attempt...Continued to fulfill his duties on the field goal protection unit, as Michael Badgley connected from 45 yards out to close out the half...**at Miami (Nov. 15):** Assisted the extra point unit on three successful attempts...**vs. N.Y. Jets (Nov. 22):** Continued to contribute on the extra point/field goal protection units...**at Buffalo (Nov. 29):** Returned to the starting lineup in place of Bryan Bulaga at RT...Did not miss an offensive snap, helping defend against Buffalo's pass rush and create rushing lanes in the run game...On RB Joshua Kelley's 33-yard run to set up his rushing score, helped seal the outside rush along the right side as Kelley ran off of his backside and hit the second level of the Buffalo defensed unscathed...On Kelley's one-yard TD run, helped at the point of attack, creating space for Kelley to reach the endzone...Helped protect Justin Herbert as the rookie threw for over 300 yards for the sixth time this season, tying the NFL rookie record for most 300-yard passing performances...**vs. New England (Dec. 6):** Assisted the offensive line in a reserve role at either RT or as an extra offensive lineman...Contributed to the field goal protection unit...**vs. Denver (Dec. 27):** Inactive...**vs. Kansas City (Jan. 3):** Protected for Justin Herbert and contributed to an offensive unit that produced over 400 net yards and 35 points, as Justin Herbert accounted for four total TDs to set the record for most total TDs by a rookie (36)...Guided the run game, as the Chargers amassed 135 yards rushing as a group, the most for the unit since Week 8 (at Denver)...Helped Herbert become the first rookie QB to defeat the Chiefs at Arrowhead Stadium since 2012.

2019: Played in 13 games with three starts at LT and was inactive twice...Dressed but did not play in another...Paved the way for RB Melvin Gordon III to register a 100-yard rushing performance in Week 10...**vs. Indianapolis (Sept. 8):** Made his NFL debut, seeing time on five special teams snaps...**at Detroit (Sept. 15):** Played four snaps on special teams...**vs. Houston (Sept. 22):** Participated on four special teams snaps...**at Miami (Sept. 29):** Made the first appearance on offense of his career, finishing with six snaps on offense and seven on special teams...**vs. Denver (Oct. 6):** Participated on four special teams plays...**vs. Pittsburgh (Oct. 13):** Played four snaps on special teams...**at Tennessee (Oct. 20):** Played a snap on offense and five on special teams...**at Chicago (Oct. 27):** Participated on four special teams snaps...**vs. Green Bay (Nov. 3):** Saw action

on two offensive plays and eight on special teams...**at Oakland (Nov. 7):** Played 70 snaps at LT, replacing an injured T Russell Okung...Paved the way for a rushing attack that put up 146 yards, including 108 by Melvin Gordon III for the team's first 100-yard rusher of the season...**vs. Kansas City (Estadio Azteca, Nov. 18):** Played all 79 offensive snaps and four on special teams after starting at LT...Blocked for Philip Rivers to record his sixth 300-yard performance and for the offense to post 400-plus yards for the second time in three weeks...**at Denver (Dec. 1):** Was on the 46-man active roster, but did not see any action...**at Jacksonville (Dec. 8):** Inactive (healthy scratch)...**vs. Oakland (Dec. 22):** Started at LT, playing 32 offensive snaps...Provided time for Philip Rivers to complete nearly 70 percent of his pass attempts on the day...**at Kansas City (Dec. 29):** Blocked for the offense to rush for over 100 yards while giving Philip Rivers time to complete 67.4 percent of his passes...Played 63 offensive snaps and three on special teams after starting at LT.

COLLEGE: Played four seasons (2015-18) at Sioux Falls after redshirting in 2014, earning first-team All-America recognition as a senior from *The Associated Press*...Twice was named second-team All-Northern Sun Intercollegiate Conference, doing so as a sophomore and a junior, before earning first-team All-NSIC honors as a senior...As a senior, blocked for Harlon Hill Award finalist Gabriel Watson, who led the nation in rushing yards-per-game (177.9) and rushing TDs (26)...Part of a line that paved the way for All-American RB Max Mickey to rush for a school-record 1,764 yards in 2016.

PERSONAL: Given name James Earl Pipkins III...Nickname is 'Trey'...Born in Winfield, Ill. ... Father, James, played football at Iowa...Mother, Trisha, played college basketball at Iowa...In the offseason, participated in 'All Black Lives Matter' marches calling for police reform with teammates...Can juggle...Mentored middle school students...Earned a degree in sports management from Sioux Falls...**High School:** Blocked for an offense that appeared in the Minnesota State Playoffs as a senior OL at Apple Valley (Minn.) High...Caught a TD pass in Apple Valley's shutout win over Minneapolis Washburn in the 2013 section tournament...Won the starting LT job as a junior, helping QB Tommy Singer set school records for passing yards and TDs...Lettered two years in football, two in basketball and three in track & field.

TREY PIPKINS III NFL GAMES

Year	Team	GP	GS
2019	Los Angeles Chargers	13	3
2020	Los Angeles Chargers	13	5
2021	Los Angeles Chargers	12	2
2022	Los Angeles Chargers	14	14
2023	Los Angeles Chargers	17	17
2024	Los Angeles Chargers	15	15
NFL Totals		**84**	**56**

POSTSEASON

Year	Team	GP	GS
2022	Los Angeles Chargers	1	1
Postseason Totals		**1**	**1**

JALEN REAGOR

88 | WIDE RECEIVER | TCU
5-11 | 197 LBS | WAXAHACHIE, TEXAS
ACQUIRED: FA — 2024
EXPERIENCE: 5TH NFL SEASON
2ND YEAR WITH CHARGERS

CAREER HIGHLIGHTS

- *Over five professional seasons with the Philadelphia Eagles, Minnesota Vikings, New England Patriots and Los Angeles Chargers has competed in 66 games with 28 starts, including the playoffs.*
- *Totaled 86 receptions for 1,037 yards (12.1 avg.) and four touchdowns with 22 carries for 97 yards (4.4 avg.)*
- *Added 20 kickoff returns for 498 yards (24.9 avg.) and a 98-yard touchdown return along with 61 punt returns for 488 yards (8.0 avg.) and a 73-yard touchdown return.*
- *Took a JK Scott punt 73 yards down the right sideline for his career-long punt return as a rookie in Week 13 against Green Bay.*
- *Took a Tyler Bass punt up the left side for a career-long 98-yard kickoff return in Week 17 of the 2023 season.*

2024: Started two-of-eight games played, recording seven catches for 100 yards (14.3 avg.)...Added three carries and a 22-yard kickoff return...**at Arizona (Oct. 21):** Made his Chargers debut on *Monday Night Football*, hauling in a 41-yard catch...**vs. New Orleans (Oct. 27):** Recorded two receptions for 35 yards (17.5 avg.) and returned a kickoff for 22 yards.

2023: Appeared in 11 games, making a start... Caught seven passes for 138 yards (19.7 avg.) and recorded a 17-yard carry...Returned seven kickoffs for 221 yards (31.6 avg.), including a 98-yard return for a TD...**vs. Kansas City (Dec. 17):** Returned three kickoffs for 84 yards (28.0 avg.)...**at Buffalo (Dec. 31):** Recorded two kickoff returns for 120 yards (60.0 avg.), including one that went 98 yards for a TD...On offense, caught a pass for 39 yards...**vs. N.Y. Jets (Jan. 7):** Hauled in a 33-yard pass and posted a 17-yard carry.

2022: Saw action in 18 games for Minnesota (17 regular season, one postseason)...Totaled eight catches for 104 yards (13.0 avg.) and a TD along with four carries for 25 yards (6.3 avg.)... Returned 26 punts for 167 yards (6.4 avg.) in the regular season...**at Philadelphia (Sept. 19):** Returned to the City of Brotherly Love, posting a 17-yard carry and a seven-yard catch...Recorded two punt returns for five yards (2.5 avg.)...**vs. N.Y. Jets (Dec. 4):** Caught a 38-yard pass and ran an eight-yard carry...**vs. N.Y. Giants (Jan. 15):** Recorded a punt return.

2021: Started a career-high 13 games... Saw action in all 17 regular-season games... Registered 33 catches for 299 yards (9.1 avg.) and a career-best two TDs...Ran 10 times for 32 yards (3.2 avg.), totaling 331 scrimmage yards on the year...On special teams, returned 31 punts for 227 yards (7.3 avg.) while also returning 12 kickoffs for 255 yards (21.3 avg.)...Started a postseason game, recording a two-yard catch and returning five punts for 25 yards (7.0 avg.)... **at Atlanta (Sept. 12):** Hauled in a season-high six catches for 49 yards (8.2 avg.) and a TD... Posted four punt returns for 19 yards (4.8 avg.)... **at Dallas (Sept. 27):** Started at WR, recording 53 receiving yards on five receptions (10.6 avg.)... Returned three punts on special teams...**at Las Vegas (Oct. 24):** Posted two receptions for 25 yards (12.5 avg.) and a TD...Started at WR...Had a six-yard punt return and added two kickoff returns for 49 yards (24.5 avg.)...**at Tampa Bay (NFC Wild Card, Jan. 16):** Started in his NFL postseason debut at WR...Caught a two-yard pass...Returned five punts for 35 yards (7.0 avg.).

2020: Saw action in 11 games as a rookie (all starts), hauling in 31 passes for 396 yards (12.8 avg.) and a TD...Added four carries for 26 yards (6.5 avg.) to total 422 yards from scrimmage... Returned four punts for 94 yards (23.5 avg.) and a TD...**at Washington (Sept. 13):** Made his NFL debut, starting at WR...Hauled in a 55-yard catch...**at Green Bay (Dec. 6):** Made his first non-offensive score, returning a punt for a 73-yard TD...On offense, registered a 34-yard reception and an 11-yard carry...**at Arizona (Dec. 20):** Set a season high with five receptions for 49 yards (9.8 avg.)...Added a 10-yard run.

COLLEGE: Played three years (2017-19) at TCU, appearing in 39 games with the Horned Frogs... Earned second-team All-America recognition as a punt returner in his final season in Fort Worth, Texas...Posted 148 receptions for 2,248 yards (15.2 avg.) and 22 touchdowns along with 324 rushing yards and a pair of scores on 35 attempts (9.3 avg.)...Returned 23 punts for 409 yards (17.8 avg.) and a pair of touchdowns, both of which were recorded in 2019...In his final season, ranked second nationally with a 20.8 punt return average, breaking the previous TCU season record of 20.4 set in 1969...became TCU's career leader in punt return average at 17.8 yards, bettering the previous mark of 16 and led TCU with 43 receptions and 611 yards while tying for the team lead with five touchdown catches in 2019.

PERSONAL: Given name Jalen Reagor...Born in Waxahachie, Tx. ... Father, Montae, played nine NFL seasons, including 2006 with the win Super Bowl XLI winning Colts where he was a teammate of Eagles WRs coach Aaron Moorehead...High School: Attended Waxahachie High School... Four-star recruit by 247Sports.com ... rated by ESPN as the No. 6 overall wide receiver recruit in the nation and one of its 10 best players in the state of Texas ... ranked No. 43 in the ESPN 300 ... rated by 247Sports.com as the No. 2 wide receiver in the state and No. 13 in the nation ... also listed by 247Sports.com as the No. 13 overall player in Texas and No. 91 in the country ... totaled 50 receptions for 967 yards and 14 touchdowns as a senior.

JALEN REAGOR NFL STATISTICS

				— Receiving —					— Rushing —					Scrimmage
Year	Team	GP	GS	No.	Yds	Avg.	Lg	TD	Att	Yds	Avg.	Lg	TD	Yards
2020	Philadelphia	11	11	31	396	12.8	55	1	4	26	6.5	19	0	422
2021	Philadelphia	17	13	33	299	9.1	34	2	10	32	3.2	12	0	331
2022	Minnesota	17	0	8	104	13.0	38	1	4	25	6.3	17	0	129
2023	New England	11	1	7	138	19.7	39	0	1	17	17.0	17	0	155
2024	Los Angeles Chargers	8	2	7	100	14.3	41	0	3	-3	-1.0	1	0	97
NFL Totals		**64**	**27**	**86**	**1,037**	**12.1**	**55**	**4**	**22**	**97**	**4.4**	**19**	**0**	**1,134**

POSTSEASON				— Receiving —					— Rushing —					Scrimmage
Year	Team	GP	GS	No.	Yds	Avg.	Lg	TD	Att	Yds	Avg.	Lg	TD	Yards
2021	Philadelphia	1	1	1	2	2.0	2	0	0	0	0.0	—	0	2
2022	Minnesota	1	0	0	0	0.0	—	0	0	0	0.0	—	0	0
Postseason Totals		**2**	**1**	**1**	**2**	**2.0**	**2**	**0**	**0**	**0**	**0.0**	**—**	**0**	**2**

BRENDEN RICE

82 | WIDE RECEIVER | SOUTHERN CALIFORNIA
6-3 | 210 LBS | CHANDLER, ARIZ.
ACQUIRED: DRAFT 7A — 2024
EXPERIENCE: 2ND NFL SEASON
2ND YEAR WITH CHARGERS

CAREER HIGHLIGHTS

- *Competed in three games as a rookie for the Bolts in 2024.*
- *Contributed on offense and special teams.*
- *Entered the NFL as a seventh round selection (225th overall) of the 2024 NFL Draft by the Los Angeles Chargers.*

2024: Saw action in three games, primarily on special teams before landing on Reserve/Injured (shoulder)... **at Pittsburgh (Sept. 22):** Made his NFL debut contributing on special teams... **vs. Kansas City (Sept. 29):** Saw action on four special teams snaps... **at Arizona (Oct. 21):** On his *Monday Night Football* debut, contributed three offensive snaps and three on special teams.

COLLEGE: Spent two seasons at Southern California (2022-23), where he recorded 84 receptions for 1,402 yards (16.7 avg.) and 16 touchdowns...A second-team All-Pacific-12 selection in 2023 after ranking third in the conference with a team-high 12 receiving scores, while also setting career highs in receptions (45) and receiving yards (791)...Began his career at Colorado, recording 27 receptions for 419 yards (15.5 avg.) and five touchdowns over his two seasons with the Buffaloes (2020-21).

PERSONAL: Given name Brenden Rice... His father, Jerry Rice, is the NFL's all-time leader in receptions, receiving yards and receiving touchdowns...Majored in American Popular Culture at USC...**High School:** Attended Hamilton High School in Chandler, Ariz., where he was named All-Arizona by the Arizona Republic as a senior in 2019 after hauling-in 49 catches for 851 yards (17.4 avg) with 9 TDs (with a quartet of 100-yard receiving outings) and an 8-yard scoring run on offense, plus 15 tackles and a deflection on defense and 12 kickoff returns for 244 yards (20.3 avg) and 6 punt returns for20 yards (3.3 avg) on special teams... Over his career, totaled 123 receptions for 2,139 yards (17.4 avg) with 27 touchdowns.

BRENDEN RICE NFL STATISTICS

				— Receiving —					— Rushing —					Scrimmage
Year	Team	GP	GS	No.	Yds	Avg.	Lg	TD	Att	Yds	Avg.	Lg	TD	Yards
2024	Los Angeles Chargers	3	0	0	0	0.0	—	0	0	0	0.0	—	0	0
NFL Totals		**3**	**0**	**0**	**0**	**0.0**	**—**	**0**	**0**	**0**	**0.0**	**—**	**0**	**0**

JAMAREE SALYER

68 | OFFENSIVE LINE | GEORGIA
6-4 | 325 LBS | ATLANTA, GA.
ACQUIRED: DRAFT 6A —'22
EXPERIENCE: 4TH NFL SEASON
4TH YEAR WITH CHARGERS

CAREER HIGHLIGHTS

- *Competed in 51 games with 35 starts over three professional seasons with the Los Angeles Chargers.*
- *Has started a pair of playoff games with the Bolts, one at left tackle and one at right guard.*
- *Started all 17 games in 2023 at right guard.*
- *Served as the team's starting left tackle in 2022 for injured All-Pro Rashawn Slater in Week 4. starting the final 14 games of the regular season and the team's postseason contest.*
- *Became the first Chargers rookie selected in the sixth round or later to start at least 10 games since T Shane Olivea in 2004.*
- *One of three offensive linemen drafted in the sixth round or later since 2015 to start at least 10 games as a rookie.*

2024: Appeared in all 17 games with four starts...Started in the Bolts' Wild Card appearance...**vs. Las Vegas (Sept. 8):** Saw action in four special teams snaps...**at Carolina (Sept. 15):** Contributed on two Bolts field goal attempts and three point after tries...**at Pittsburgh (Sept. 22):** Stepped in on 17 offensive snaps...Also saw action in two special teams plays...**vs. Kansas City (Sept. 29):** Started at left tackle and competed in 56 offensive snaps...Also saw action on three special teams snaps...**at Denver (Oct. 13):** Filled in on the offensive line and saw action on 48 offensive snaps...Also contributed on special teams...**at Arizona (Oct. 21):** Saw action on offense and special teams on *Monday Night Football*...**vs. New Orleans (Oct. 27):** Competed on offense and special teams...**at Cleveland (Nov. 3):** Totaled five special teams snaps...**vs. Tennessee (Nov. 10):** Started at RG and saw action on special teams...**vs. Cincinnati (Nov. 17):** Saw action on offense and special teams on *Sunday Night Football*...**vs. Baltimore (Nov. 25):** Competed on offense and special teams on *Monday Night Football*...**at Atlanta (Dec. 1):** Saw action on offense and special teams...**at Kansas City (Dec. 8):** Contributed on offense and special teams on *Sunday Night Football*...**vs. Tampa Bay (Dec. 15):** Competed in 23 offensive snaps...Saw action on special teams...**vs. Denver (Dec. 19):** Saw action on offense and special teams on *Thursday Night Football*...**at New England (Dec. 28):** Started at RG and competed on special teams in win to earn the Bolts a postseason appearance... Was a primary contributor in a line that did not allow a sack and helped Justin Herbert to a 116.2 passer rating...**at Las Vegas (Jan. 5):** Started at RG...Protected Justin Herbert as he threw for 346 yards, two TDs and a passer rating of 125.2...Saw action on special teams...**at Houston (Jan. 11):** Started at RG in the Bolts' Wild Card appearance.

2023: Started at RG in all 17 games...In the Week 1 bout against Miami, helped anchor an offense that totaled 433 net yards and 30 first downs, while becoming the first NFL team since 2010 to rush for 230 yards and two touchdowns on Kickoff Weekend...Protected QB Justin Herbert in Week 2 as the signal-caller threw for over 300 yards for the 23rd time in his career...Protected Justin Herbert as he threw for a career-high 40 receptions and a career-best 405 yards in the Week 3 win over Minnesota, as Herbert became the first player in Chargers history to throw for 400 yards with 40 completions, three touchdowns and zero interceptions in a single game and set the NFL's all-time record for most completions in a player's first four seasons... Helped the offense rush for 155 yards in the Week 4 win over the division-rival Raiders...**vs. Miami (Sept. 10):** Started at RG, his first-career start and appearance at the position...Supported the offensive unit as the group accounted for 433 net yards offensively with 30 first downs... Helped propel RB Austin Ekeler to total 164 yards from scrimmage, including 117 on the ground and one touchdown, as Ekeler and RB Joshua Kelley became the first pair of Chargers RBs to each eclipse 90 yards rushing in the same game since 2008...As a group, the offense became the league's first unit to rush for 230 yards and two touchdowns on Kickoff Weekend since 2010...**at Tennessee (Sept. 17):** Started at RG...Protected QB Justin Herbert in Week 2, as the signal-caller registered his 23rd career 300-yard passing game, the third-most by any player in their first four professional seasons in NFL history...Aided an offense that accounted for three fourth-down conversions in the first half...**at Minnesota (Sept. 24):** Started at RG...Helped the offense total 475 yards of offense in the game, allowing just one sack on 49 dropbacks...Protected Justin Herbert as he threw for a career-high 40 receptions and a career-best 405 yards in the Week 3 win over Minnesota, as Herbert became the first player

in Chargers history to throw for 400 yards with 40 completions, three touchdowns and zero interceptions in a single game and set the NFL's all-time record for most completions in a player's first four seasons...**vs. Las Vegas (Oct. 1):** Started at RG, helping the offense rush for 155 yards on the day...The offense accounted for 95 rushing yards in the first quarter, the most by a Bolts offense in a first quarter since 2017...**vs. Dallas (Oct. 16):** Started at RG and appeared on all 73 offensive snaps in the game...**at Kansas City (Oct. 22):** Started at RG and played all 63 snaps...**vs. Chicago (Oct. 29):** Started at RG and supported a unit that allowed zero sacks in the primetime win on *Sunday Night Football*...**at New York Jets (Nov. 6):** Started at RG and helped RB Austin Ekeler total multiple touchdowns in a winning effort on *Monday Night Football*...**vs. Detroit (Nov. 12):** Started at RG and supported an OL unit that didn't allow a sack...**at Green Bay (Nov. 19):** Started at LT, helping the offense total 150 rushing yards...**vs. Baltimore (Nov. 26):** Started at RG on *Sunday Night Football*...**at New England (Dec. 3):** Started at RG on the road and appeared in all 61 offensive snaps, allowing zero sacks...**vs. Denver (Dec. 10):** Started at RG in the Week 14 matchup...**at Las Vegas (Dec. 14):** Started at RG on *Thursday Night Football* and appeared in all 65 offensive snaps...**vs. Buffalo (Dec. 23):** Started at RG and helped QB Easton Stick secure the third-best completion percentage (70.8 pct.) among all quarterbacks in their first two career starts with at least three passing touchdowns and one rushing score...**at Denver (Dec. 31):** Started at RG and provided support on all 65 offensive snaps, as well as all four field goals tries...**vs. Kansas City (Jan. 7):** Started at RG and protected Easton Stick as he completed a career-high 28 passes and 258 passing yards, while also rushing for 77 yards, the second-most rushing yards in a game by a Chargers quarterback in franchise history.

2022: Appeared in all 17 games, making 14 starts at LT...Contributed to an offensive line that allowed 10 sacks through eight games, which was the lowest mark allowed by an offensive line in the NFL through the season's halfway point...Kept QB Justin Herbert upright to throw for 4,739 yards, becoming the first player ever to begin a career with three seasons of 4,000-plus passing yards...Pave the way for RB Austin Ekeler to total 1,637 yards from scrimmage (915 rushing, 722 receiving) and a league-leading 18 TDs (13 rushing, five receiving)...**Awards:** Pro Football Journal First-Team All-Rookie (T)...**vs. Las Vegas (Sept. 11):** Made his NFL debut, playing five special teams snaps on the field goal unit...**at Kansas City (Sept. 15):** Appeared on four snaps on special teams...**vs. Jacksonville (Sept. 25):** Contributed to two special teams snaps...**at Houston (Oct. 2):** Made his first career NFL start, doing so at LT...Helped block for Austin Ekeler to his fourth-career three-touchdown game...Protected Justin Herbert eclipse 300 passing yards for the 19th time in his career, tying QB Andrew Luck for most games in the first three seasons of a career in NFL history...Helped the offense collect 27 points in the first half, which were the most by the Chargers in the first half since 2018...**at Cleveland (Oct. 9):** Started at LT, blocking for Austin Ekeler to total a career-high 173 rushing yards...Part of a line that kept Justin Herbert upright to register his 26th-straight game with a TD pass...**vs. Denver (Oct. 17):** Started at LT in his *Monday Night Football* debut...Blocked for Justin Herbert to become the fastest player in NFL history to complete 1,000 passes, doing so in 38 games...**vs. Seattle (Oct. 23):** Started at LT, playing all 71 snaps on offense and three on special teams...**at Atlanta (Nov. 6):** In his fourth start of the year at LT, was part of an offensive line that allowed zero sacks for the second time of the season...Protected Justin Herbert to set the record for most completions in a player's first three seasons in NFL history, passing Andrew Luck's mark of 1,062 completions in the fourth quarter...**at San Francisco (Nov. 13):** Started at LT in his debut on *Sunday Night Football*... Appeared in all 58 offensive snaps...**vs. Kansas City (Nov. 20):** Started the game at LT for the second-straight week on *SNF*...**at Arizona (Nov. 27):** Protected Justin Herbert to throw three TDs and a game-winning two-point conversion in the waning seconds of the fourth quarter to cap a come-from-behind victory...**at Las Vegas (Dec. 4):** Started the game at LT...Blocked for Justin Herbert to top 300 passing yards for the 20th time in his career, the most ever in a player's first three professional seasons...**vs. Miami (Dec. 11):** Made his third start at LT on *SNF*...Part of a line that protected Justin Herbert to complete 39 passes and throw for 367 yards...Herbert broke Andrew Luck's record for the most passing yards through the first three seasons of a career in NFL history...**vs. Tennessee (Dec. 18):** Started the game at LT...Protected Justin Herbert to surpass 4,000 passing yards this season, becoming the first QB in NFL history to begin a career with three consecutive seasons of 4,000-plus passing yards...**at Indianapolis (Dec. 26):** Started at LT for the second time on *MNF*... Helped block for Austin Ekeler's two rushing TDs, giving the RB a league-best 16 scrimmage scores on the season...**vs. L.A. Rams (Jan. 1):** Was part of an offensive line that didn't allow a sack...Paved the way for Austin Ekeler's two rushing scores, including his career-long 72-yard TD...Kept Justin Herbert upright to surpass 100 career combined TDs, surpassing Hall of Fame QB Dan Marino for the most ever by a player in the first three seasons of a career...**at Denver (Jan. 8):** Part of an offensive unit that allowed just one sack and produced three TD passes... Played all 68 offensive snaps after starting at LT, while also seeing time on four plays on special teams...**at Jacksonville (AFC Wild Card, Jan. 14):** Started the game at LT before leaving the game early due to injury.

COLLEGE: Over four seasons (2018-21) at Georgia, started 23-of-47 games played...Saw action along the offensive line, including starting nods at LT, LG and RG...Capped collegiate career with a National Championship, anchoring Georgia's offensive front by starting all 11 appearances at LT...Earned second-team All-Southeastern Conference honors from the league's coaches and second-team All-America from Walter Camp...Was voted a team captain as a senior... In his junior season, was the starter at LT in the first nine games before getting the start at LG in Georgia's Chick-Fil-A Peach Bowl win over No. 6-ranked Cincinnati...A year earlier, was the starting RT in the win over seventh-ranked Baylor in the Sugar Bowl.

PERSONAL: Given name Jamaree Tyreez Salyer...Last name is pronounced SAL-yur...Born in Atlanta, Ga. ...High school teammates with Giants T Andrew Thomas and Colts RB Deon Jackson...**High School:** Attended Pace Academy in Atlanta, Ga. ...As a senior in 2017, was named first-team All-USA by *USA Today* and was a finalist for the U.S Army All-America Bowl's Anthony Muñoz Lineman of the Year Award...Named to the 2017 All-State Class 3A First-Team offense by the *Atlanta Journal-Constitution*...Paved the way for 1,503 rushing yards by Pace Academy in 2017...As a sophomore in 2015, helped lead Pace to a Class 2A State Championship and 13-2 mark...Also participated in wrestling and track & field at Pace, competing in the shot put and discus throw.

JAMAREE SALYER NFL GAMES

Year	Team	GP	GS
2022	Los Angeles Chargers	17	14
2023	Los Angeles Chargers	17	17
2024	Los Angeles Chargers	17	4
NFL Totals		**51**	**35**

POSTSEASON

Year	Team	GP	GS
2022	Los Angeles Chargers	1	1
2024	Los Angeles Chargers	1	1
Postseason Totals		**2**	**2**

JK SCOTT

16 | PUNTER | ALABAMA
6-5 | 208 LBS | DENVER, COLO.
ACQUIRED: FA — 2022
EXPERIENCE: 7TH NFL SEASON
5TH YEAR WITH CHARGERS

CAREER HIGHLIGHTS

- *Since entering the NFL in 2018, has appeared in 100 career regular-season games with the Packers, Jaguars and Chargers, registering a 45.1-yard gross average on 418 punts (40.4-yard net avg.).*
- *Held for Cameron Dicker's prolific 2024 season, which included Chargers records in made field goals (39), points scored by a kicker (150) as well as two of the four longest field goals in franchise history (59, 57).*
- *Made history as the holder for the NFL's longest known fair catch free kick make in Week 16 of the 2024 season against the Denver Broncos on Thursday Night Football.*
- *In his first season with the Bolts, provided enough hangtime on punts for the punt unit to hold opponents to a league-best 3.1 yards per punt return, the best single-season return average allowed by a Chargers team since 1971.*
- *Posted career-highs in gross (463) and net (42.3) punting averages as well as punts landing inside the 20-yardline (30) and his career-long punt of 83 yards in 2023.*
- *Held on a Chargers field goal operation in 2022 that had zero blocked kicks, making 31-of-33 field goals (93.9 pct.), the second-best field goal percentage in the NFL despite deploying three different kickers on the year.*
- *Tabbed a 41.5-yard net punting average last in 2022, while pinning opponents inside the 20-yard line 28 times, which was the most by a Chargers punter in a single season since P Mike Scifres did so 30 times in 2013.*
- *Over three seasons with the Green Bay Packers, ranked No. 1 in franchise history with a career gross average of 44.6 yards per punt (min. 150 punts).*
- *Punted in all 16 regular-season games for the Packers in 2020, posting a 45.5-yard gross average — the third-best single-season mark in team history (min. 35 punts) — helping Green Bay reach its second-straight NFC Championship Game.*
- *Accounted for 29 punts downed inside of the opponent's 20-yard line in 2019, the most by any Packers punter in a single season since 2012.*
- *Became the first punter in Packers history to register a punt of 58-plus yards in each of his first three NFL games, becoming the first NFL punter to do so since Washington's Tress Way in 2014.*
- *Selected by the Packers in the fifth round of the 2018 NFL Draft, becoming the first Alabama punter selected in an NFL Draft since 1995.*

2024: Appeared in all 18 games, including the postseason...Punted 72 times for 3,362 yards (46.7 avg.) with a long of 67 and four touchbacks...Posted a 41.9 net average...Held for a record-breaking season from Cameron Dicker... **vs. Las Vegas (Sept. 8):** Recorded a season-high seven punts for 332 yards (47.4 avg.) with a long of 56...Posted a 37.7 net mark...Held for Cameron Dicker as he made three-of-three field goals including a 53-yard make...**at Carolina (Sept. 15):** Punted three times for 129 yards (43.0 avg.) with a net average of 32.0...**at Pittsburgh (Sept. 22):** Matched his season-high with seven punts... Totaled a season-high 350 yards (50.0 avg.) and a net mark of 47.1...**vs. Kansas City (Sept. 29):** Logged six punts for 318 yards (53.0 avg.) with a 50.5 net average...**at Denver (Oct. 13):** Logged four punts for 159 yards (39.8 avg.) with a 37.3 net average...Landed three punts inside the 20...**at Arizona (Oct. 21):** Turned in a pair of punts for 75 yards (37.5 avg.) with a 37.5 net average on *Monday Night Football*...Provided reliable holds for Cameron Dicker's record-setting night...Dicker went five-for-five from the field including a career-long 59 yard make that matcheD Michael Badgley's franchise leading

mark...Dicker was good from 50-plus twice... **vs. New Orleans (Oct. 27):** Recorded six punts for 344 yards (57.3 avg.)...Logged a season-long 67-yard punt...Posted a season-high 52.3 net average...**at Cleveland (Oct. 3):** Matched his season-high with seven punts...Totaled 330 yards (47.1 avg.) and a net average of 40.1...**vs. Tennessee (Nov. 10):** Recorded three punts for 116 yards (38.7 avg.) and 38.7 net average... **vs. Cincinnati (Nov. 17):** Totaled six punts for 280 yards (46.7 avg.) including a 58-yard boot on *Sunday Night Football*...Posted a 41.0 net average...**vs. Baltimore (Nov. 25):** Recorded four punts for 165 yards (41.3 avg) and a net average of 41.3...Held for Cameron Dicker as he went three-for-three from the field including a pair of makes from 50-plus yards...**at Atlanta (Dec. 1):** Turned in three punts for 146 yards (48.7 avg.) including a 52-yarder...**at Kansas City (Dec. 8):** Logged five punts for 213 yards (42.6 ag) including a 58-yarder on *Sunday Night Football*... Pinned three punts inside the 20...**vs. Tampa Bay (Dec. 15):** Turned in three punts for 141 yards (47.0 avg.)...**vs. Denver (Dec. 19):** Recorded three punts for 125 yards (41.7 avg.) with a 41.7 net mark...Held for Cameron Dicker's 57-yard fair catch free kick...Dicker's fair catch free kick is believed to be the longest make in NFL history... **at New England (Dec. 28):** Punted twice for 92 yards (46.0 avg.) with a long of 53 in win to send the Bolts to the postseason...**at Las Vegas (Jan. 5):** Turned in a punt for 47 yards (47.0 avg.) with a net mark of 47.0...**at Houston (Jan. 11):** Punted five times for 221 yards (44.2 avg.) with a long of 55 in the Bolts' Wild Card appearance...Turned in a 42.2 net average.

2023: Appeared in all 17 games, totaling career bests in gross punt average (46.3), net punt average (42.3) and punts downed inside of the opponent's 20-yard line (30)...Logged 75 punts on the season, traveling 3,475 yards...In the Week 13 win at New England, orchestrated a single-game career-best performance, setting the franchise's single-game record with a career-high seven punts placed inside of the Patriots' 20-yard line, with four of the punts being downed inside of the 10-yard line...In the Week 7 matchup at Kansas City, placed four punts inside of the Chiefs' 20-yard line, including three inside of the 10, registering a gross mark of 52.2 yards per punt, the fourth-best single-game average of his career...Recorded two performances this season with four punts downed inside of the opponent's 20-yard line, which each tie for the second-most by any punter in a single game this season...Handled all holding responsibilities on field goal and extra points, as K Cameron Dicker made all 35 extra points and connected on 31-of-33 field goals with one blocked, including a perfect 24-24 from inside of 49 yards...**vs. Miami (Sept. 10):** Opened the season with a 48.3-yard average (41.7 net) on three punts, including a long punt of 62 yards...Also held on both of K Cameron Dicker's successful field goals, including his career-long 50-yard field goal in the second quarter, and all four converted PATs...**at Tennessee (Sept 17):** Punted six times for 234 yards, averaging 39.0 yards per punt with a 37.2-yard net average, placing four

HONORS AND AWARDS

2023: *AFC Special Teams Player of the Week (Week 13 at New England)*
2022: *AFC Special Teams Player of the Week (Week 12 at Arizona)*

punts inside of the Titans' 20-yard line...Held for Dicker's game-tying 33-yard field goal as time expired in regulation...**at Minnesota (Sept. 24):** Punted three times, averaging 37.3 gross yards per punt with a 37.3-yard net...Held on all four of Dicker's successful PATs...**vs. Las Vegas (Oct. 1):** Totaled 160 yards on four punts (40.0 avg.) with a net mark of 39.8-yard per punt with a long punt of 49 yards...**vs. Dallas (Oct. 16):** Punted five times, totaling 203 yards (40.6 avg.) with a net mark of 37.6 yards per punt, with a long punt of 50 yards...Landed one punt inside of Dallas' 20-yard line, registering his sixth In20 punt of the year...**at Kansas City (Oct. 22):** Punted on five occasions, registering a 52.2 gross average (42.2 net), the fourth-highest single-game mark in his career, and tied a season-high with four punts downed inside of Kansas City's 20-yard line, including three downed inside of the 10... Registered a season-long 65-yard punt in the fourth quarter that went out of bounds at the Chiefs' three-yard line...**vs. Chicago (Oct. 29):** Punted twice, netting a 37.0-yard average with a total of 88 gross yards, landing one punt inside of Chicago's 20-yard line with a long punt of 63 yards...**at New York Jets (Nov. 6):** Punted a season-high eight times, registering a 45.5-yard average with a 42.0-yard net, with a long of 54 yards, one touchback and one punt downed inside of New York's 20-yard line...**vs. Detroit (Nov. 12):** Punted twice, averaging 53.5 yards per punt (47.5 net) with a long punt of 58 yards in the game...Held on all five of Cameron Dickers' made PATs and the 48-yard successful field goal in the second quarter...**at Green Bay (Nov. 19):** Punted three times, registering 47.7 gross yards per punt with a 44.7-yard net with a long of 57 yards and one punt downed inside of Green Bay's 20-yard line...**vs. Baltimore (Nov. 26):** Registered a season-high 51.0-net punt average in the *Sunday Night Football* contest, registering a long of punt of 57 yards...Booted the 57-yard punt near the end of the first quarter, flipping the field...Landed one punt inside of Baltimore's 20-yard line, his 14th of the season... **at New England (Dec. 3):** On a rainy afternoon, punted eight times for 367 yards (45.9 avg., 43.3 net), placing seven of his punts inside of the Patriots' 20-yard line, with 10 landing inside the 10...With his seven punts inside of the 20, set a single-game career-best and a franchise record for the most in a single outing...Also held on each of Cameron Dickers' two successful 38-yard field goals...**vs. Denver (Dec. 10):** Punted five times, averaging 57.4 yards per punt (48.4 net) with a career-long and franchise-record 83-yard long with two punt being downed inside of the 20-yard line...**at Las Vegas (Dec. 14):** Punted five times on *Thursday Night Football*, recording an average of 49.2 yards per punt, including a 44.4 net mark...Registered a long punt of 60 yards, with two punts being downed inside of

the Raiders' 20-yard line...**vs. Buffalo (Dec. 23):** Registered a gross average of 50.0 yards per punt on five punts, his fifth outing of the season with a gross average of 50-plus yards... Held for all five of Cameron Dicker's made field goals, the most by any Chargers kicker in a game in over a decade, including four from 40-plus yards that are the most by a Bolt since at least 1991...**at Denver (Dec. 31):** Punted four times, registering a 46.0-yard gross average with a net mark of 42.5 yards per punt with a long punt of 61 yards... Landed two punts inside of Denver's 20-yard line, giving him 28 on the season which is one shy of a single-season career-high and matches last season's output...**vs. Kansas City (Jan. 7):** Punted on five occasions, averaging 43.6 gross yards per punt with a 38.8-yard net average, as two punts were downed inside of Kansas City's 20-yard line.

2021: Appeared in one game for the Jacksonville Jaguars, punting four times for 159 yards (38.9 avg.) in a loss to the Patriots...**at New England (Jan. 2):** Totaled four punts, accumulating 159 net yards (39.8 avg.) with zero returns and a long punt of 47 yards.

2020: Punted in all 16 regular-season games for the Packers in 2020, posting a 45.5-yard gross average – the second-best single-season mark in team history (min. 25 punts), helping the Packers reach the NFC Championship Game for the second-straight season...Took his career gross average to 44.6 yards per punt, ranking first in franchise history for career average (min. 150 punts)...Placed 15 punts inside of the opponent's 20-yard line...In the postseason, punted five times, averaging 44.4 yards per punt (42.4 net avg.)...**vs. Detroit (Sept. 20):** Punted three times, all three landing inside of the opponent's 20-yard line...Finished the game with a 42.7-yard average...**at Houston (Oct. 25):** On his first punt of the game, occurring in the first quarter, booted a 62-yard punt to the Texans' 21-yard line, registering his longest punt of the season... **at San Francisco (Nov. 5):** Punted three times for a 51.3-yard gross average and a 40.3-yard net average, while handling kickoff duties for the second straight game...**vs. Chicago (Nov. 29):** Punted twice for 92 yards with zero returns, accounting for a single-game season-best 46.0-yard net average...**vs. Carolina (Dec. 19):** Totaled six punts with a gross average of 45.8 yards per punt, landing two punts inside of the opponent's 20-yard line...**at Chicago (Jan. 3):** Punted twice in the season finale, registering a 43.5-yard gross average, with one kick getting downed at Chicago's 11-yard line...**vs. Tampa Bay (NFC Championship, Jan. 24):** Punted three times for a 48.0-yard gross average (44.7 net avg.) with a long punt of 55 yards in the fourth quarter.

2019: In 16 regular-season games, punted a career-high 77 times, logging a career-best 39.9-yard net average...Accounted for a career-high 29 punts downed inside of the opponent's 20-yard line in 2019, the most by any Packers punter in a single season since 2012...Of his 77 punts, just four registered as touchbacks – the fewest by a Packers punter with at least 75 punts in a single season in 1999...Registered eight punts in two postseason bouts, marking a 43.1-yard gross average (38.6 net avg.) with two punts placed inside of the opponent's 20-yard line...**at Chicago (Sept. 5):** Punted a career-high nine times, averaging 43.6 net yards per punt with a career-high five punts placed inside of Chicago's 20-yard line...Became the first Green Bay punter to reach five punts downed inside of the 20 since 2014...Booted a pair of 63-yard punts, including one with under two minutes remaining in the game that put the ball at the Bears' 10-yard line following a penalty...**vs. Denver (Sept. 22):** Set a then-single game best with a 53.0-yard gross average, as three of his four punts were placed inside of Denver's 20-yard line...Accounted for a 66-yard punt in the third quarter, which registered as the second-longest punt of his career...**at Dallas (Oct. 6):** Punted six times with a net average of 46.5 yards per punt, the best net average in a single game by a Packers punter with at least six punts in a game since 1994...vs. Detroit (Oct. 14): Notched a gross and net average of 51.7 yards per attempt on three punts, as the net average was the franchise's top mark in a single game since 2011...**vs. Oakland (Oct. 20):** Registered a single-game career-best 55.3-yard gross average on three punts, with one landing inside of Oakland's 20-yard line...**at Minnesota (Dec. 23):** Logged a 46.8-yard gross average (42.2 net avg.) on five punts with two being downed inside of the opponent's 20-yard line...**at San Francisco (NFC Championship, Jan. 19):** Punted four times in the conference's championship game, notching a gross average of 43.0 yards per punt with two punts being placed inside of San Francisco's 20-yard line and just one punt returned.

2018: As a rookie, averaged 44.7 gross yards per punt, the fourth-best single-season mark in team history (min. 35 punts), over 16 regular season games and 71 punts...Became the first punter in Packers history to register a punt of 58-plus yards in each of his first three NFL games, becoming the first NFL punter to do so since Washington's Tress Way in 2014...Placed 19 punts inside of the opponent's 20-yard line with nine touchbacks... Registered two tackles following punts...**vs. Chicago (Sept. 9):** Punted four times in his NFL debut, recording a 48.0-yard gross average with a net average of 36.8...**vs. Minnesota (Sept. 16):** Registered a 51.8-yard average (45.2 net avg.) on five punts, becoming the first Packers punter to eclipse the 50-yard average in a single game (min. four punts) since 2015...Tallied a 63-yard punt in the second quarter, the longest punt by any Packers punter since 2016...**at Washington (Sept. 23):** Posted a 46.4-yard gross average and a 44.6-yard net average on five punts with two placed inside of Washington's 20-yard line... **at Seattle (Nov. 15):** Posted a 47.3-yard average with a 44.0-yard net average on six punts, placing two inside of Seattle's 20-yard line...Registered a career-long 67-yard punt late in the fourth quarter, the longest by a Green Bay punter since 2011...**at Minnesota (Nov. 25):** Punted six times, recording a gross average of 46.0 yards per punt (39.3 net avg.) with a season-high three punts

inside of Minnesota's 20-yard line...**vs. Detroit (Dec. 31):** Matched a season-high with seven punts, averaging a 45.3-yard gross average.

COLLEGE: After four years punting at Alabama (2014-17), culminated his collegiate career as a two-time National Champion (2015, '17) and three-time First-Team All-Southeastern Conference (2014, '16-17)...Was named a finalist for the Ray Guy Award, which is given annually to college football's top punter, following both the 2014 and 2017 seasons...Over four seasons, set program records for career punting average (45.6), total punts (243) and punting yards (11,074), capping his career with Second-Team All-America recognition (AFCA)...As a senior in 2017, had only five punts returned, as two of the five returns went for a zero-yard gain, and 27 punts landed inside of the opponent's 20-yard line, with just four touchbacks...Finished second in the nation with seven 60-yard punts in 2016...As a freshman in 2014, registered a career-high 48.0-yard average and placed 31 of his 55 punts inside of the opponent's 20-yard line, earning First-Team All-America recognition (*USA Today, Sports Illustrated*) and finalist honors for the Ray Guy Award.

PERSONAL: Given name John Kimball Scott III...Born in Denver, Colo. ...Married to wife, Sydney, and the pair have two sons...Sister, Christi, was a five-time Colorado state champion in track & field and participated in the heptathlon while at Harvard...Father, Kim, held indoor and outdoor school records for the pole vault at Wisconsin, becoming a two-time All-American in the process...Brother, Charlie, punted at Air Force (2017-19) and Alabama (2020)...**High School:** Attended Mullen High in Denver, Colo., earning All-Colorado honors from *The Denver Post* following his saenior season in 2013...Averaged 43.8 yards per punt as a senior, kicking off 44 times with 43 resulting in a touchback...Was a 2014 PrepStar All-Midlands Region selection following the 2013 season, and was named to the 2013 Colorado High School Coaches Association Elite Team.

JK SCOTT NFL STATISTICS

			— Gross —				— Opponent —						
Year	Team	GP	No.	Yards	Avg.	Lg	Ret	Yards	Net Avg.	In 20	TB	FC	Block
2018	Green Bay	16	71	3,176	44.7	67	20	206	38.8	19	9	27	1
2019	Green Bay	16	77	3,386	44.0	66	26	233	39.9	29	4	25	0
2020	Green Bay	16	46	2,092	45.5	62	17	291	37.0	15	3	10	1
2021	Jacksonville	1	4	159	39.8	47	0	0	39.8	0	0	0	0
2022	Los Angeles Chargers	17	73	3,186	43.6	60	19	58	41.5	28	5	30	0
2023	Los Angeles Chargers	17	75	3,475	46.3	83	28	221	42.3	30	4	31	0
2024	Los Angeles Chargers	17	72	3,362	46.7	67	28	268	41.9	28	4	24	0
NFL Totals		**100**	**418**	**18,836**	**45.1**	**83**	**138**	**1,277**	**40.4**	**149**	**29**	**146**	**2**

POSTSEASON			— Gross —				— Opponent —						
Year	Team	GP	No.	Yards	Avg.	Lg	Ret	Yards	Net Avg.	In 20	TB	FC	Block
2019	Green Bay	2	8	345	43.1	62	2	36	38.6	2	0	2	0
2020	Green Bay	2	5	222	44.4	55	2	10	42.4	1	0	2	0
2020	Green Bay	1	5	203	40.6	54	2	4	39.8	3	0	1	0
2024	Los Angeles Chargers	1	5	221	44.2	55	1	10	42.2	2	0	2	0
NFL Totals		**6**	**23**	**991**	**43.1**	**62**	**7**	**60**	**40.5**	**8**	**0**	**7**	**0**

RASHAWN SLATER

70 | TACKLE | NORTHWESTERN
6-4 | 315 LBS | SUGAR LAND, TEXAS
ACQUIRED: D1 — 2021
EXPERIENCE: 5TH NFL SEASON
5TH YEAR WITH CHARGERS

CAREER HIGHLIGHTS

- *In his first four professional seasons with the Bolts, he has started all 52 games, including the postseason, at LT.*
- *Named the AFC's starting LT in the 2022 Pro Bowl, becoming the first rookie tackle to be named an all-star since Minnesota's Matt Kalil in the 2012 season.*
- *Named to the Pro Football Journal All-AFC Second-Team after he started all 17 games in 2023.*
- *Earned All-Pro recognition from The Associated Press and All-Rookie and All-AFC honors from the Professional Football Writers of America.*
- *In 14 of his 51 career starts, protected QB Justin Herbert to top 300 passing yards.*

2024: Started all 15 games he appeared in at LT...Competed in 96.6 percent (904) of regular season offensive snaps... **vs. Las Vegas (Sept. 8):** Started at LT...Paved the way for J.K. Dobbins to rush for 135 yards and a score...**at Carolina (Sept. 15):** Started at LT...Contributed to J.K. Dobbins posting 131 rushing yards and a 43-yard TD carry...**at Pittsburgh (Sept. 22):** Started at LT...**at Denver (Oct. 13):** Started at LT...Helped J.K. Dobbins rush for 96 yards and a score...**at Arizona (Oct. 21):** Started at LT on *Monday Night Football*...Helped keep Justin Herbert upright to throw for 349 yards...**vs. New Orleans (Oct. 27):** Started at LT...Protected Justin Herbert as he accumulated a 111.3 passer rating...**at Cleveland (Nov. 3):** Started at LT...Helped Justin Herbert log a 125.8 passer rating...**vs. Tennessee (Nov. 10):** Started at LT for a line that did not allow a sack...Helped the Bolts rush for a combined 145 yards...**vs. Cincinnati (Nov. 17):** Started at LT on *Sunday Night Football*...Helped the Bolts rush for 155 yards and two scores...**vs. Baltimore (Nov. 25):** Started at LT on Monday Night Football ...**at Atlanta (Dec. 1):** Started at LT...**at Kansas City (Dec. 8):** Started at LT on *Sunday Night Football*...**vs. Tampa Bay (Dec. 15):** Started at LT...**vs. Denver (Dec. 19):** Started at LT on *Thursday Night Football*...**at New England (Dec. 28):** Started at LT in a win to send the Bolts to the playoffs...A key contributor on an offensive line that did not allow a sack and helped Justin Herbert to a 116.2 passer rating.

2023: Started at LT in all 17 games...In the Week 1 bout against Miami, helped anchor an offense that totaled 433 net yards and 30 first downs, while becoming the first NFL team since 2010 to rush for 230 yards and two touchdowns on Kickoff Weekend...Protected QB Justin Herbert in Week 2 as the signal-caller registered is 23rd career 300-yard passing performance...Protected Justin Herbert as he threw for a career-high 40 receptions and a career-best 405 yards in the Week 3 win over Minnesota, as Herbert became the first player in Chargers history to throw for 400 yards with 40 completions, three touchdowns and zero interceptions in a single game and set the NFL's all-time record for most completions in a player's first four seasons...Helped the offense rush for 155 yards in the Week 4 win over the division-rival Raiders...**vs. Miami (Sept. 10):** Started at LT...Supported the offensive unit as the group accounted for 433 net yards offensively with 30 first downs...Helped propel RB Austin Ekeler to total 164 yards from scrimmage, including 117 on the ground and one touchdown, as Ekeler and RB Joshua Kelley became the first pair of Chargers RBs to each eclipse 90 yards rushing in the same game since 2008...As a group, the offense became the league's first unit to rush for 230 yards and two touchdowns on Kickoff Weekend since 2010...**at Tennessee (Sept. 17):** Started at LT...Protected Justin Herbert in Week 2, as the signal-caller registered his 23rd career 300-yard passing game, the third-most by any player in their first four professional seasons in NFL history...Aided an offense that accounted for three fourth-down conversions in the first half...**at Minnesota (Sept. 24):** Started at LT...Helped the offense total 475 yards of offense in the game, allowing just one sack on 49 dropbacks...Protected Justin Herbert as he threw for a career-high 40 receptions and a career-best 405 yards in the Week 3 win over Minnesota, as Herbert became the first player in Chargers history to throw for 400 yards with 40 completions, three touchdowns and zero interceptions in a single game and set the NFL's all-time record for most completions in a player's first four seasons...**vs. Las Vegas (Oct. 1):** Started at LT, helping the offense rush for 155 yards on the day...The offense accounted for 95 rushing yards in the first quarter, the most by a Bolts offense in a first quarter since 2017...**vs. Dallas (Oct. 16):** Started at LT and appeared on all 73 offensive snaps in the game...**at Kansas**

City (Oct. 22): Started at LT and played all 63 snaps...**vs. Chicago (Oct. 29):** Started at LT and supported a unit that allowed zero sacks in the primetime win on *Sunday Night Football*...**at New York Jets (Nov. 6):** Started at LG and helped RB Austin Ekeler total multiple touchdowns in a winning effort on *Monday Night Football*...**vs. Detroit (Nov. 12):** Started at LT and supported an OL unit that didn't allow a sack...**at Green Bay (Nov. 19):** Started at LT, helping the offense total 150 rushing yards...**vs. Baltimore (Nov. 26):** Started at LT on *Sunday Night Football*...**at New England (Dec. 3):** Started at LT on the road and aided an OL that allowed zero turnovers and zero sacks...**vs. Denver (Dec. 10):** Started at LT in the Week 14 matchup...**at Las Vegas (Dec. 14):** Started at LT, appearing in all 65 snaps on *Thursday Night Football*...**vs. Buffalo (Dec. 23):** Started at LT and helped QB Easton Stick secure the third-best completion percentage (70.8 pct.) among all quarterbacks in their first two career starts with at least three passing touchdowns and one rushing score...**at Denver (Dec. 31):** Started at LT and provided support on all 65 offensive snaps, as well as all four field goals tries...**vs. Kansas City (Jan. 7):** Started at LT and contributed on 83 snaps, as Easton Stick completed a career-high 28 passes and 258 passing yards, while also rushing for 77 yards, the second-most rushing yards in a game by a Chargers quarterback in franchise history.

2022: Started each of the first three games at LT before being placed on Reserve/Injured with a biceps injury...Opened the season by anchoring an offensive front that did not allow a sack in the season-opening win against the Raiders...**vs. Las Vegas (Sept. 11):** Started at LT and helped the offensive line to not surrender a sack on the day...Kept QB Justin Herbert upright as the signal-caller produced the fourth-best passer-rating (129.4) by a Chargers QB in a season opener in franchise history...Protected Herbert as he collected his 80th career total touchdown, doing so in his 33rd career game, the second-fastest by any player in league annals...**at Kansas City (Sept. 15):** Started at LT...Protected QB Justin Herbert as he threw for 334 yards and three touchdowns, extending his passing touchdown streak to 23 games, which was the second-longest active streak in the NFL and tied for the third-longest in Chargers history...**vs. Jacksonville (Sept. 25):** Started at LT and blocked for Herbert to help him surpass 900-career completions and 10,000-career passing yards before exiting the game in the third quarter due to an injury.

2021: As a rookie, started all 16 appearances at LT...Prior to being placed on Reserve/COVID-19 and missing Week 15, was one of two Chargers offensive linemen to play 100 percent of the team's offensive snaps...**Awards:** Pro Bowl Selection (First)...*The Associated Press* Second-Team All-Pro (T)...*Professional Football Writers of America* All-AFC (T)...*PFWA* All-Rookie (T)...Pro Football Focus All-Rookie (T)...Pro Football Journal First-Team All-AFC (T)...PFJ First-Team All-Rookie (T)...**at Washington (Sept. 12):** Started the season opener at LT...Saw action on all 81 of the Chargers' offensive snaps, helping keep QB Justin Herbert clean as the second-year signal caller logged his ninth-career 300-yard passing performance, helping the Bolts secure a Week 1 victory...**vs. Dallas (Sept. 19):** In his first home start as a member of the Bolts, started at LT and helped protect Justin Herbert totaled 338 yards passing to secure his 10th career 300-yard performance, tying the NFL record for most outings of the like through a player's first two seasons...**at Kansas City (Sept. 26):** Started at LT, helping secure the Bolts' second road win, and first AFC West Division victory, of the 2021 slate...Kept Justin Herbert clean as the signal-caller orchestrated his second come-from-behind fourth-quarter victory behind a four-TD effort...**vs. Las Vegas (Oct. 4):** Started at LT and did not miss an offensive snap, keeping Justin Herbert clean as the signal-caller registered three first-half passing touchdowns, as his seven passing scores on *Monday Night Football* are tied for the second-most by any player through their first two starts on MNF in league history...**vs. Cleveland (Oct. 10):** Helped protect Justin Herbert as the second-year signal-caller threw for a career-high 398 passing yards, along with four passing scores and a rushing touchdown...Herbert secured his 11th career 300-yard outing, the most by any QB in their first two seasons in NFL history...**at Baltimore (Oct. 17):** Protected Justin Herbert as he became the second-fastest player in NFL history to eclipse 6,000 (21 games)...**vs. New England (Oct. 17):** Helped an offensive front that propelled the run game to total 122 yards on the ground in the first half, the fourth-most by a Chargers offense in the opening half over the last decade...**at Philadelphia (Nov. 7):** Protected Justin Herbert as the signal-caller secured his sixth career outing with multiple passing touchdowns and a rushing score, registering a career-best 84.2 completion percentage in the road win at Philadelphia...**vs. Minnesota (Nov. 14):** Helped protect Justin Herbert who accounted for his 50th career passing touchdown, becoming one of four QBs in league history to do so within their first 25 career games...**vs. Pittsburgh (Nov. 21):** Supported Justin Herbert as the signal-caller became the first QB in NFL history to throw for 350 yards and rush for 90 yards in a single game, as RB Austin Ekeler totaled a career-high four scrimmage touchdowns...**at Denver (Nov. 28):** Protected Justin Herbert as he found WR Keenan Allen eight times to tie the NFL record for fastest to 700 career receptions (111 games)...**at Cincinnati (Dec. 5):** Provided protection as Justin Herbert recorded his 15th career 300-yard outing and 11th three-touchdown performance, while reaching 700 career completions faster than any player in NFL history (27 games)...**vs. N.Y. Giants (Dec. 12):** Protected Justin Herbert as he threw for three touchdowns, becoming the first player in NFL history to toss at least 30 touchdowns in each of their first two seasons in NFL history...**at Houston (Dec. 26):** Blocked for RB Justin Jackson as the versatile back totaled 162 yards from scrimmage, the most by a Chargers back since 2019...**vs. Denver (Jan. 2):** Kept Justin Herbert clean as the offensive line did not allow a sack for the third time this

season, as Herbert tossed two touchdowns to break the franchise's single-season passing touchdown mark...**at Las Vegas (Jan. 9):** In the season finale, helped RB Austin Ekeler reach a league-high 20 touchdowns from scrimmage on the season, as Justin Herbert totaled three passing touchdown to set the NFL record for most passing touchdowns (69) and total touchdowns (77) by any player in their first two seasons in pro football history...**vs. NFC (2022 Pro Bowl, Jan. 6):** Started at LT, the lone rookie to begin the game for the AFC, in a winning effort over the NFC, 41-35.

COLLEGE: Started 37-of-38 games over three seasons at Northwestern (2017-19)...Named Preseason All-America by Phil Steele and received Preseason first-team All-Big Ten Conference acknowledgment prior to opting out of the 2020 season...Started all 11 games at left tackle in 2019, allowing zero sacks, one quarterback hit and five quarterback hurries, totaling just six allowed quarterback pressures in 11 games...Earned honorable mention All-Big Ten Conference by the league's coaches and media...Started all 14 games at right tackle as a true sophomore in 2018, helping guide the Wildcats to an 8-1 Big Ten Conference record, appearance in the Big Ten Championship Game and victory of No. 17 Utah in the San Diego County Credit Union Holiday Bowl, adding third-team All-Big Ten (coaches) and honorable mention (media) All-Big Ten recognition following the season...Started 12 of 13 appearances at right tackle as a true freshman in 2018, helping Northwestern record their third 10-win season since 1996, going 7-2 in Big Ten matchups...Contributed to running back Justin Jackson's fourth-straight 1,000-yard rushing season, as quarterback Clayton Thorson ranked third in the Big Ten in passing yards per game (218.8) and the Wildcats averaged 29.2 points per game, ranking fourth-best in the conference.

PERSONAL: Given name Rashawn Donavan Slater...Born in Aurora, Colo. ...Father, Reggie, played eight seasons in the NBA for the Nuggets, Raptors and Timberwolves following a collegiate career at Wyoming...Brother, RJ, played football at the United States Air Force Academy...Graduated from Northwestern with a bachelor's degree in communications and a minor in business institutions...**High School:** Attended Clements High in Sugar Land, Texas...Team captain for the Rangers, earned first-team all-district honors twice as an offensive lineman and second-team all-district acknowledgment as a defensive lineman...Named 2016 *Houston Chronicle* All-Greater Houston Second-Team, alongside of current Chargers teammate Kenneth Murray Jr. and Dolphins WR Jaylen Waddle...Competed in track & field all four of his prep years, throwing the shot put and discus...Three-time academic all-district honoree.

RASHAWN SLATER NFL GAMES

Year	Team	GP	GS
2021	Los Angeles Chargers	16	16
2022	Los Angeles Chargers	3	3
2023	Los Angeles Chargers	17	17
2024	Los Angeles Chargers	15	15
NFL Totals		**51**	**51**

POSTSEASON

Year	Team	GP	GS
2024	Los Angeles Chargers	1	1
Postseason Totals		**1**	**1**

TARHEEB STILL

29 | CORNERBACK | MARYLAND
6-1 | 196 LBS | SICKLERVILLE, N.J.
ACQUIRED: DRAFT 5A —'24
EXPERIENCE: 2ND NFL SEASON
2ND YEAR WITH CHARGERS

CAREER HIGHLIGHTS

- *Competed in 15 games with 12 starts at CB, including the postseason, in his rookie season with the Bolts in 2024.*
- *Turned in 62 tackles (45 solo), a tackle for loss, 0.5 sack, a quarterback hit, four interceptions with one returned for a touchdown and 10 passes defensed.*
- *Named a Pro Football Journal Second-Team All-Rookie.*
- *Earned AFC Defensive Player of the Week honors in Week 13 after leading all NFL players in Week 13 with two interceptions, including one that he returned 61 yards for a touchdown.*
- *A fifth-round selection in the 2024 NFL Draft, Still is just the second Day 3 draft pick to record multiple interceptions and a pick six in the same game as a rookie in over 15 seasons.*

2024: Named AFC Defensive Player of the Week for his performance in a Week 13 victory over Atlanta: Three passes defensed and two INTs, including one returned for a 61-yard TD, along with three tackles (one solo)...On the season, started 12-of-14 games played, totaling 62 tackles (45 solo), 0.5 sack, one tackle for loss and a QB hit...Added 10 passes defensed and four INTs, including the one returned 61 yards for a score...Started the team's AFC Wild Card contest, registering three solo tackles... **Awards:** AFC Defensive Player of the Week (Week 13)...**vs. Kansas City (Sept. 29):** Made his NFL debut, started at CB for the Bolts and totaling five tackles (three solo), 0.5 sack and a QB hit... Combined with Troy Dye to earn his first career sack on Patrick Mahomes on third-and-nine, forcing a Kansas City punt... **at Denver (Oct. 13):** Totaled three tackles (two solo) and a pass defensed in the 23-16 victory... Broke up a deep ball from Bo Nix intended for Marvin Mims Jr., on third-and-five, forcing a punt and setting up a Bolts field goal for a 13-0 lead... **at Arizona (Oct. 21):** Recorded three tackles (two solo) in his *Monday Night Football* debut... **vs. New Orleans (Oct. 27):** Compiled three solo tackles in dominant 26-8 win... **at Cleveland (Nov. 3):** Recorded five tackles (three solo), his first career INT and a single-game career-high three passes defensed... Picked off Jameis Winston on second-and-10 in the fourth quarter, returning it one yard... **vs. Tennessee (Nov. 10):** Posted two tackles (one solo)... **vs. Cincinnati (Nov. 17):** Totaled five tackles (four solo) and a pass defensed in his *Sunday Night Football* debut... Broke up a Joe Burrow pass intended for Ja'Marr Chase on third-and-six forcing a 48-yard field goal attempt for Cincinnati which was missed wide left, limiting the Bengals to seven points in the fourth quarter... **vs. Baltimore (Nov. 25):** Posted a career-high seven tackles (four solo) on *Monday Night Football*... **at Atlanta (Dec. 1):** Named AFC Defensive Player of the Week for his performance...Put forth a career outing, registering three tackles (one solo), two INTs with one returned for a 61-yard TD, and matched his single-game career-high with three passes defensed...Became the first Chargers rookie recognized as AFC Defensive Player of the Week since 2007... On the first play of the second quarter, he picked off Kirk Cousins and returned it five yards, setting up a field goal... Picked off Cousins again in the fourth quarter and returned it 61 yards for what proved to be the winning score...Joined John Hendy (Week 13 of the 1985 season) as the only Chargers rookies to register multiple INTs in a single game...Added another pass defensed of Cousins intended for Drake London on third down of the Falcons final possession of the game, forcing a long fourth-down attempt that resulted in a game-sealing INT by the defense... **at Kansas City (Dec. 8):** Totaled a career-high six solo tackles on *Sunday Night Football*... **vs. Tampa Bay (Dec. 15):** Recorded six tackles for the second week in a row, along with his fourth INT of the season and a pass defensed... Picked off a pass from Baker Mayfield intended for Mike Evans and returned it 18 yards to the Tampa Bay 27-yard line, setting up an eventual TD to give the Bolts a 17-10 lead in the second quarter... **vs. Denver (Dec. 19):** Totaled three solo tackles and a pass defensed in the Bolts 34-27 win in his *Thursday Night Football* debut... Broke up a deep ball from Bo Nix intended for Marvin Mims Jr. ...**at New England (Dec. 28):** Started at CB in the Bolts

HONORS AND AWARDS

2024: *Pro Football Journal*
Second-Team All-Rookie (CB)
AFC Defensive Player of the Week
(Week 13 at Atlanta)

dominant 40-7 win over the Patriots to earn a playoff spot, recording four solo tackles... **at Las Vegas (Jan. 5):** Capped the regular season matching his career-high seven tackles (five solo) and a tackle for loss... **at Houston (Jan. 11):** Posted three solo tackles in the Bolts' Wild Card appearance.

COLLEGE: Earned second-team All-big Ten honors after totaling 45 tackles (31 solo), five interceptions, seven passes defensed and two tackles for loss in 2023. He was one of just three FBS players last season to have two or more games with multiple interceptions. Over the course of his four seasons at Maryland (2020-23), Still appeared in 39 games, posting 165 tackles (124 solo), nine tackles for loss, six interceptions, 28 passes defensed and two fumble recoveries, while also blocking a kick. Still is the first Maryland Terrapin drafted by the Chargers since selecting linebacker Shawne Merriman at No. 12 overall in 2005.

PERSONAL: Given name Tarheeb Still...Born in Sicklerville, Nj. ...High School: Attended Timber Creek Regional High School in Sicklerville, N.J., where he recorded 124 receptions for 2,533 yards and 17 touchdowns over his prep career... Holds South Jersey record for single season receiving yards (1,336)...Also played basketball and participated in track & field.

TARHEEB STILL NFL STATISTICS

				— Tackles —						— Interceptions —					— Fumbles —		
Year	**Team**	**GP**	**GS**	**Total**	**Solo**	**Asst**	**Sacks**	**Yds**	**TFL**	**No.**	**Yds**	**Lg**	**TD**	**PD**	**FF**	**FR**	**Yds**
2024	Los Angeles Chargers	14	12	62	45	17	0.5	4.5	1	4	85	61t	1	10	0	0	0
NFL Totals		**14**	**12**	**62**	**45**	**17**	**0.5**	**4.5**	**1**	**4**	**85**	**61t**	**1**	**10**	**0**	**0**	**0**

POSTSEASON				— Tackles —						— Interceptions —					— Fumbles —		
Year	**Team**	**GP**	**GS**	**Total**	**Solo**	**Asst**	**Sacks**	**Yds**	**TFL**	**No.**	**Yds**	**Lg**	**TD**	**PD**	**FF**	**FR**	**Yds**
2024	Los Angeles Chargers	1	0	3	3	0	0.0	0	0	0	0	—	0	0	0	0	0
Postseason Totals		**1**	**0**	**3**	**3**	**0**	**0.0**	**0**	**0**	**0**	**0**	**—**	**0**	**0**	**0**	**0**	**0**

BENJAMIN ST-JUSTE

24 | CORNERBACK | MINNESOTA
6-3 | 200 LBS | MONTREAL, QUEBEC, CANADA
ACQUIRED: UFA (WAS) —'25
EXPERIENCE: 4TH NFL SEASON
1ST YEAR WITH CHARGERS

CAREER HIGHLIGHTS

- *Played four seasons with the Washington Commanders and played in 57 games with 45 starts at CB, including the postseason.*
- *Compiled 206 tackles (162 solo), four tackles for loss, 3.0 sacks, five quarterback hits, an interception, 34 passes defensed, four forced fumbles and a recovery.*
- *Turned in a career-high 17 passes defensed in 2023, ranking No. 4 in the NFL that season.*

2024: Competed in 20 games with 14 starts at CB, including the postseason...Saw action in three postseason games...Compiled 73 tackles (58 solo), a forced fumble and a recovery with seven passes defensed...**at Tampa Bay (Sept. 8):** Opened season with five solo tackles and a pass defensed...Broke up a Baker Mayfield ball intended for Trey Palmer on an out route...**vs. New York Giants (Sept. 15):** Logged six tackles (five solo), a forced fumble and three passes defensed...Defended a Daniel Jones pass to Darius Slayton on a dig route....Broke up a Jones pass to Malik Nabers in the endzone...Broke up a second pass from Jones to Nabers on a comeback route... Punched the ball from Devin Singletary to force a turnover...**at Cincinnati (Sept. 23):** Recorded six tackles (four solo)...**at Arizona (Sept. 29):** logged four tackles (three solo)...**vs. Cleveland (Oct. 6):** Logged three solo tackles and a pair of passes defensed... Broke up a pair of Deshaun Watson passes intended for Amari Cooper...**at Baltimore (Oct. 13):** Turned in five tackles (three solo) and a pass defensed...Broke up a Lamar Jackson pass intended for Nelson Agholor...**vs. Carolina (Oct. 20):** Recorded a solo tackle...**vs. Chicago (Oct. 27):** Totaled six tackles (four solo)...**at New York Giants (Nov. 3):** Totaled six solo tackles... **vs. Pittsburgh (Nov. 10):** Recorded five tackles (three solo)...**at Philadelphia (Nov. 14):** Recorded a season-high seven tackles (six solo)...**vs. Dallas (Nov. 24):** Turned in six tackles (five solo)...**vs. Tennessee (Dec. 1):** Recorded a pair of tackles (one solo)...**at New Orleans (Dec. 15):** Saw action on defense and special teams...**vs. Philadelphia (Dec. 22):** Recorded a tackle and a forced fumble...Recovered a fumble on a Philadelphia two-point conversion to end the game and seal the win for the Commanders...**vs. Atlanta (Dec. 29):** Totaled three solo tackles...**at Dallas (Jan. 5):** Logged five tackles (three solo)...**at Tampa Bay (Jan. 12):** Saw action on defense and special teams in the Commanders Wild Card win...**at Detroit (Jan. 18):** Contributed on defense and special teams in Washington's Divisional Round win...**at Philadelphia (Jan. 26):** Totaled two solo tackles in the NFC Conference Championship.

2023: Started all 16 games he appeared in at CB...Compiled 67 tackles (52 solo), 1.0 sack, one INT, one tackle for loss, a pair of forced fumbles and 17 passes defensed...**vs. Arizona (Sept. 10):** Opened season with four tackles (three solo)...**at Denver (Sept. 17):** Turned in five tackles (three solo)...**vs. Buffalo (Sept. 24):** Recorded a season-high seven tackles (five solo) and a pass defensed...Broke up a Josh Allen ball intended for Stephon Diggs on a comeback route... **at Philadelphia (Oct. 1):** Logged five tackles (four solo) and forced a fumble...Punched the ball from Kenneth Gainwell, but was recovered by the offense...**vs. Chicago (Oct. 5):** Recorded three tackles and a pair of passes defensed... Broke up a Justin Fields pass intended for Darnell Mooney in the end zone...Batted a Fields pass intended for D.J. Moore on an out route to force fourth down...**at Atlanta (Oct. 15):** Filled the stat sheet with six tackles (five solo), an INT and a pair of passes defensed...Picked off Desmond Ridder in the end zone on an underthrown pass intended for Drake London...**at New York Giants (Oct. 22):** Totaled five tackles (four solo) and a career-high four passes defensed...Broke a Daniel Jones deep ball in the endzone intended for Jalin Hyatt...Broke up three short passes from Tyrod Taylor....**vs. Philadelphia (Oct. 29):** Logged four solo tackles and a pass defensed... Broke up a Jalen Hurts quick pass intended for Julio Jones...**at New England (Nov. 5):** Totaled three tackles and three passes defensed...Broke up three Mac Jones passes including a deep ball to Mike Gesicki in the red zone...**at Seattle (Nov. 12):** Matched his career high with seven tackles (five solo) and a pair of passes defensed... Broke up a pair of Geno Smith passes to D.K. Metcalf...**vs. New York Giants (Nov. 11):** Logged a pair of tackles (one solo), 1.0 sack, a QB hit and a tackle for loss...Blitzed from the slot corner position to down Tommy DeVito...**at Dallas (Nov. 23):** Recorded three solo tackles...**vs. Miami (Dec. 3):** Turned in a pair of solo tackles... **at Los Angeles Rams (Dec. 17):** Compiled three tackles (one solo), a forced fumble and a pass

defensed...Punched the ball from Kyren Williams on a screen route, recovered by the defense... Broke up a short pass from Matthew Stafford to Puka Nacua to force fourth down...**at New York Jets (Dec. 24):** Recorded four tackles (two solo) and a pass defensed...Broke up a Trevor Siemian ball to Garrett Wilson on a quick slant...**vs. Dallas (Jan. 7):** Totaled four solo tackles.

2022: Started all 12 games he appeared in... Compiled 42 tackles (34 solo), 2.0 sacks, four QB hits, two tackles for loss, a forced fumble and seven passes defensed...**vs. Jacksonville (Sept. 11):** Recorded four solo tackles and a quarterback hit...**at Detroit (Sept. 18):** Totaled four tackles (three solo), a QB hit and a pass defensed...Broke up a Jared Goff pass to D.J. Chark on a slant...**vs. Philadelphia (Sept. 25):** Turned in three solo tackles and three passes defensed... Broke up three Jalen Hurts passes on third down, including one to DeVonta Smith in the end zone...**at Dallas (Oct. 2):** Logged a pair of tackles (one solo)...**vs. Tennessee (Oct. 9):** Recorded two tackles (one solo)...**at Chicago (Oct. 13):** Turned in three tackles (two solo)...**vs. Green Bay (Oct. 23):** Compiled three tackles (two solo)...**at Indianapolis (Oct. 30):** Recorded a career high seven tackles (six solo)...**vs. Minnesota (Nov. 6):** Filled the stat sheet with three solo tackles, 1.0 sack, a QB hit, a tackle for loss and a pair of passes defensed...Sacked Kirk Cousins untouched on a corner blitz to record his first career sack... Batted a Cousins deep ball from Justin Jefferson that was intercepted by Danny Johnson...**at Philadelphia (Nov. 14):** Matched his career high with seven tackles (six solo) and a forced fumble...Punched the ball from Quez Watkins and it was recovered by the defense...**at Houston (Nov. 20):** Broke up a Davis Mills deep ball intended for Brandin Cooks...**at San Francisco (Dec. 24):** Recorded four tackles (three solo), a sack, a QB hit and a tackle for loss...Sacked Brock Purdy untouched from a corner blitz.

2021: Saw action in nine games (three starts) and compiled 26 tackles (20 solo), one tackle for loss and three passes defensed...**vs. Los Angeles Chargers (Sept. 12):** Made his NFL debut and totaled four solo tackles...**vs. New York Giants (Sept. 16):** Totaled three solo tackles and a pass defensed...Broke up a pass from Daniel Jones to Darius Slayton on a comeback route...**at Buffalo (Sept. 26):** Recorded a career-high seven tackles (five solo) and a pass defensed...Broke up a Josh Allen pass to Cole Beasley in the end zone... **vs. New Orleans (Oct. 10):** Broke up a Jameis Winston deep ball to Marquez Callaway on third down...**vs. Kansas City (Oct. 17):** Made his first career start at DB and recorded a pair of solo tackles...**at Green Bay (Oct. 24):** Turned in four tackles (three solo)...**at Denver (Oct. 31):** Totaled six tackles (three solo), one for loss...**at Carolina (Nov. 21):** Saw action on special teams...**vs. Seattle (Nov. 29):** Contributed on special teams.

COLLEGE: Played two seasons (2019-20) at Minnesota, earning All-Big Ten Honorable Mention honors in 2019...Appeared in 18 games for the Gophers, compiling 59 tackles (47 solo), 1.5 tackles for loss and 13 passes defensed...Transferred to Minnesota after beginning his collegiate career at Michigan under Chargers Head Coach Jim Harbaugh...Played 12 games in 2017 for the Wolverines as a freshman.

PERSONAL: Given name Benjamin St-Juste... Born in Montreal, Quebec, Canada...Created the Originale Foundation, a lifestyle football brand, with art director, Remi Boyer...The foundation is based out of Montreal and aims to change the way people wear and think about football clothing through hosting football camps and tournaments...High School: Attended Cegep du Vieux Montreal High School...was a 247Sports four-star prospect...ranked the No. 38 cornerback and No. 1 player in Quebec...was named a PrepStar Top 350 All-American selection...totaled 30 tackles and recorded two interceptions as a senior with 18 pass breakups and a forced fumble in nine games.

BENJAMIN ST-JUSTE NFL STATISTICS

				— Tackles —						— Interceptions —					— Fumbles —		
Year	**Team**	**GP**	**GS**	**Total**	**Solo**	**Asst**	**Sacks**	**Yds**	**TFL**	**No.**	**Yds**	**Lg**	**TD**	**PD**	**FF**	**FR**	**Yds**
2021	Washington	9	3	26	20	6	0.0	0	1	0	0	—	0	3	0	0	0
2022	Washington	12	12	42	34	8	2.0	12	2	0	0	—	0	7	1	0	0
2023	Washington	16	16	67	52	15	1.0	3	1	1	0	0	0	17	2	0	0
2024	Washington	17	14	71	56	15	0.0	0	0	0	0	—	0	7	1	1	0
NFL Totals		**54**	**45**	**206**	**162**	**44**	**3.0**	**15**	**4**	**1**	**0**	**0**	**0**	**34**	**4**	**1**	**0**

POSTSEASON

				— Tackles —						— Interceptions —					— Fumbles —		
Year	**Team**	**GP**	**GS**	**Total**	**Solo**	**Asst**	**Sacks**	**Yds**	**TFL**	**No.**	**Yds**	**Lg**	**TD**	**PD**	**FF**	**FR**	**Yds**
2024	Washington	3	0	2	2	0	0.0	0	0	0	0	—	0	0	0	0	0
Postseason Totals		**3**	**0**	**2**	**2**	**0**	**0.0**	**0**	**0**	**0**	**0**	**—**	**0**	**0**	**0**	**0**	**0**

TEAIR TART

90 | DEFENSIVE LINE | FLORIDA INTERNATIONAL
6-2 | 315 LBS | PHILADELPHIA, PA.
ACQUIRED: FA —'24
EXPERIENCE: 6TH NFL SEASON
2ND YEAR WITH CHARGERS

CAREER HIGHLIGHTS

- *Competed in 65 games with 36 starts, including the playoffs, over five seasons with the Tennessee Titans, Houston Texans and Los Angeles Chargers.*
- *Totaled 108 tackles (64 solo), 21 tackles for loss, 3.5 sacks, 19 quarterback hits, a pair of interceptions, nine passes defensed, a forced fumble and two recoveries.*
- *Recorded a four-yard interception against Arizona on Monday Night Football in Week 7 of the 2024 season, picking off a pass deflected by Khalil Mack.*
- *Saw the most productive season of his career with Tennessee in 2022, when he started 16 games and set single-season career-highs in tackles (34), solo tackles (20), sacks (1.5), interceptions (one), passes defensed (six) and fumble recoveries (one).*
- *Recorded his first career interception in Week 4 of the 2022 season, batting the ball to himself at the line.*

2024: Played in all 17 games after signing with the Bolts on August 16...totaled 29 tackles (15 solo), 1.0 sack, an INT, five QB hits, a forced fumble and a recovery as well as a pair of passes defensed...**vs. Las Vegas (Sept. 8):** Made his Bolts debut, appearing on defense and special teams...**at Carolina (Sept. 15):** Logged a pair of tackles (one solo)...**at Pittsburgh (Sept. 22):** Recorded two tackles and a QB hit...**vs. Kansas City (Sept. 29):** Recorded two tackles...**at Denver (Oct. 13):** Posted a pair of tackles (one solo), a QB hit and a fumble recovery...Picked up an Javonte Williams fumble forced by Khalil Mack... **at Arizona (Oct. 21):** Filled the stat sheet with a tackle, an INT and a pass defensed...Picked off Kyler Murray on a tipped ball by Khalil Mack and returned it four yards on *Monday Night Football*...**vs. New Orleans (Oct. 27):** Posted a pair of solo tackles, a tackle for loss and a pass defensed...**at Cleveland (Nov. 3):** Saw action on 29 defensive and three special teams snaps...**vs. Tennessee (Nov. 10):** Competed in 16 defensive and three special teams snaps...**vs. Cincinnati (Nov. 17):** Compiled a pair of tackles (one solo), a QB hit and a tackle for loss on *Sunday Night Football*... **vs. Baltimore (Nov. 25):** Posted a pair of solo tackles, one for loss, on *Monday Night Football*...**at Atlanta (Dec. 1):** Posted a season-high five tackles (three solo), a sack, a QB hit, a tackle for loss and a forced fumble...Strip sacked Kirk Cousins after beating Drew Dalman, who recovered the ball, up the middle...**at Kansas City (Dec. 8):** Recorded a tackle and QB hit on *Sunday Night Football*...**vs. Tampa Bay (Dec. 15):** Logged a solo tackle...**vs. Denver (Dec. 19):** Recorded four tackles (three solo) and a tackle for loss on *Thursday Night Football*...**at New England (Dec. 28):** Recorded a pair of tackles in winning effort to seal a playoff bid for the Bolts...**at Las Vegas (Jan 5):** Recorded a tackle...**at Houston (Jan. 11):** Recorded three tackles (two solo) in the Bolts' Wild Card appearance.

2023: Saw action in 11 games with nine starts with the Tennessee Titans before being picked up on waivers by the Houston Texans for another two games...totaled 24 tackles (17 solo), 1.0 sack, four QB hits, and eight tackles for loss...**at New Orleans (Sept. 10):** Logged five tackles (three solo) and one tackle for loss...**vs. Los Angeles Chargers (Sept. 17):** Posted a pair of solo tackles and one tackle for loss...**at Cleveland (Sept. 24):** Posted a trio of solo tackles and one tackle for loss...**vs. Cincinnati (Oct. 1):** Logged three QB hits...**vs. Atlanta (Oct. 29):** Tallied one tackle...**at Pittsburgh (Nov. 2):** Posted one solo tackle and one tackle for loss...**at Tampa Bay (Nov. 12):** Logged three tackles (two solo), 1.0 sack, one QB hit, and two tackles for loss...**at Jacksonville (Nov. 19):** Posted three tackles (two solo) and one tackle for loss...**vs. Carolina (Nov. 26):** Logged one solo tackle and one tackle for loss...**vs. Indianapolis (Dec. 3)** Tallied one tackle...**at Miami (Dec. 11):** Tallied one solo tackle...**vs. Tennessee (Dec. 31):** Posted two tackles (one solo)...**at Indianapolis (Jan. 6):** Logged one solo tackle.

2022: Started in all 16 games for the Tennessee Titans totaling 34 tackles (20 solo), 1.5 sacks, one INT, six passes defensed, seven QB hits, five tackles for loss and one fumble recovery...**vs. New York Giants (Sept. 11):** Logged two tackles (one solo) and one QB hit...**at Buffalo (Sept. 19):** Posted one solo tackle and one tackle for loss...**vs. Las Vegas (Sept. 25):** Logged one tackle, one QB hit and one pass defensed...**at Indianapolis (Oct. 2):** Tallied three tackles (one solo), one INT and two passes defensed...Picked off a Matt Ryan pass intended for Alec Pierce...**at Washington**

(Oct. 9): Contributed three tackles (two solo) and two passes defensed...**vs. Indianapolis (Oct. 23):** Started at NT...**at Houston (Oct. 30):** Posted four tackles (three tackles), one QB hit and one tackle for loss...**at Kansas City (Nov. 6):** Recorded one solo tackle...**vs. Denver (Nov. 13):** Recorded three solo tackles and one QB hit...**at Green Bay (Nov. 17):** Tallied one solo tackle...**vs. Cincinnati (Nov. 27):** Posted one solo tackle...**at Philadelphia (Dec. 4):** Started at NT...**vs. Jacksonville (Dec. 11):** Recorded one tackle...**vs. Houston (Dec. 24):** Logged four tackles (two solo), one tackle for loss and one pass defensed...**vs. Dallas (Dec. 29):** Recorded a season-high six tackles (two solo), 0.5 sack, two QB hits and one fumble recovery...**at Jacksonville (Jan. 7):** Posted three solo tackles, 1.0 sack, one QB hit and two tackles for loss.

2021: Started in 10 out of the 11 games played in for the Titans...totaled 16 tackles (10 solo), one QB hit and two tackles for loss...**vs. Arizona (Sept. 12):** Recorded two tackles (one solo)...**at Seattle (Sept. 19):** Logged two tackles...**at Indianapolis (Sept. 26):** Recorded one tackle...**at New York Jets (Oct. 3):** Posted a pair of solo tackles and one tackle for loss...**at Jacksonville (Oct. 10):** Started at NT...**vs. Buffalo (Oct. 18):** Recorded one solo tackle and one QB hit...**vs. Kansas City (Oct. 24):** Recorded a pair of solo tackles...**at Los Angeles Rams (Nov. 7):** Logged two tackles (one solo)...**vs. Houston (Nov. 21):** Tallied three solo tackles and one tackle for loss...**vs. San Francisco (Dec. 23):** Started at DT...**vs. Miami (Jan. 2):** Recorded one tackle.

2020: Played seven games, starting in one, for the Tennessee Titans...Logged five tackles (two solo), one pass defensed, two QB hits and one tackle for loss in first season in the league...**vs. Chicago (Nov. 8):** Recorded one QB hit...**vs. Indianapolis (Nov. 12):** Tallied one pass defensed...**at Baltimore (Nov. 22):** Logged one tackle...**at Indianapolis (Nov. 29):** Posted one solo tackle and one QB hit...**vs. Cleveland (Dec. 6):** Saw action on the defensive line...**vs. Detroit (Dec. 20):** Recorded one solo tackle and one tackle for loss...**at Green Bay (Dec. 27):** Logged two tackles.

COLLEGE: Appeared in 23 games over two seasons (2018-19) at Florida International...In his two seasons with the Panthers, totaled 5.5 sacks, 50 tackles (28 solo) and a pair of forced fumbles in 23 games played...In his final season, earned 32 total tackles on the year and led the team in tackles for loss for the second season in a row with 10.5 for the year...Logged the most sacks on the team in his first season with the Panthers.

PERSONAL: First name is pronounced TEE-air...Born in Philadelphia, Pa. ...is the second youngest of 11 children...**High School:** Attended West Philadelphia High School...was a first team All-Public and second team Daily News All-City Selection in 2014...Helped guide his team to its first PIAA 3A title...Played basketball his freshman and sophomore years of high school.

TEAIR TART NFL STATISTICS

				— Tackles —						— Interceptions —					— Fumbles —		
Year	**Team**	**GP**	**GS**	**Total**	**Solo**	**Asst**	**Sacks**	**Yds**	**TFL**	**No.**	**Yds**	**Lg**	**TD**	**PD**	**FF**	**FR**	**Yds**
2020	Tennessee	7	1	5	2	3	0.0	0	1	0	0	—	0	1	0	0	0
2021	Tennessee	11	10	16	10	6	0.0	0	2	0	0	—	0	0	0	0	0
2022	Tennessee	16	16	34	20	14	1.5	13	5	1	0	0	0	6	0	1	0
2023	Tennessee/Houston	13	9	24	17	7	1.0	7	8	0	0	—	0	0	0	0	0
2024	Los Angeles Chargers	17	0	29	15	14	1.0	11	5	1	4	4	0	2	1	1	0
NFL Totals		**64**	**36**	**108**	**64**	**44**	**3.5**	**31**	**21**	**2**	**4**	**4**	**0**	**9**	**1**	**2**	**0**

POSTSEASON

				— Tackles —						— Interceptions —					— Fumbles —		
Year	**Team**	**GP**	**GS**	**Total**	**Solo**	**Asst**	**Sacks**	**Yds**	**TFL**	**No.**	**Yds**	**Lg**	**TD**	**PD**	**FF**	**FR**	**Yds**
2024	Los Angeles Chargers	1	0	3	2	1	0.0	0	0	0	0	—	0	0	0	0	0
Postseason Totals		**1**	**0**	**3**	**2**	**1**	**0.0**	**0**	**0**	**0**	**0**	**—**	**0**	**0**	**0**	**0**	**0**

JA'SIR TAYLOR

36 | DEFENSIVE BACK | WAKE FOREST
5-10 | 185 LBS | ASBURY PARK, N.J.
ACQUIRED: DRAFT 6B —'22
EXPERIENCE: 4TH NFL SEASON
4TH YEAR WITH CHARGERS

CAREER HIGHLIGHTS

- *Totaled 66 tackles (46 solo), a tackle for loss, three quarterback hits, an interception, 14 passes defensed and a fumble recovery in 48 games (11 starts) over three seasons with the Chargers.*
- *Recorded the first interception of his career in the team's Sunday Night Football home victory over Chicago in 2023.*
- *Helped the Bolts win in Week 6 of the 2022 season on Monday Night Football by making a pivotal special teams play to force a muffed punt by Denver in overtime, leading to the team's game-winning field goal.*
- *Made his first NFL start in the team's home victory on Sunday Night Football over Miami, totaling five tackles (three solo).*

2024: Saw action in 15 games (two starts)...Totaled 21 tackles (12 solo), a tackle for loss, a QB hit, a recovery, five passes defensed and a special teams tackle...**vs. Las Vegas (Sept. 8):** Turned in three solo tackles and a fumble recovery...Fell on a Zamir White fumble forced by Joey Bosa...**at Carolina (Sept. 15):** Matched his career high with five tackles (three solo)...**at Pittsburgh (Sept. 22):** Totaled three tackles (two solo)...**at Arizona (Oct. 21):** Recorded a tackle for loss and a pass defensed on *Monday Night Football*...Broke up a Kyler Murray pass intended for Marvin Harrison Jr. on a comeback route...**vs. New Orleans (Oct. 27):** Logged a tackle and a pair of passes defensed...Broke up a pair of Jake Haener short passes, one intended for Taysom Hill and the other to Alvin Kamara...**at Cleveland (Nov. 3):** Recorded a solo tackle...**vs. Tennessee (Nov. 10):** Posted a tackle...**vs. Cincinnati (Nov. 17):** Turned in a tackle, a pass defensed and a special teams tackle on *Sunday Night Football*...**vs. Baltimore (Nov. 25):** Recorded a pair of tackles on *Monday Night Football*...**at Atlanta (Dec. 1):** Logged a QB hit...**at Kansas City (Dec. 8):** Broke up a deep ball from Patrick Mahomes intended for DeAndre Hopkins on *Sunday Night Football*...**vs. Tampa Bay (Dec. 15):** Recorded a tackle...**vs. Denver (Dec. 19):** Turned in a pair of tackles on *Thursday Night Football*...**at New England (Dec. 28):** Saw action on defense and special teams in win to earn the Bolts a playoff nod...**at Las Vegas (Jan. 5):** Contributed 19 special teams snaps.

2023: Appeared in 16 games, making six starts and totaling 28 tackles (24 solo), an INT and eight passes defensed...Secured the first INT of his career in the Week 8 win over the Bears on *Sunday Night Football*...Contributed on a special teams unit that averaged 16.0 yards per return, the best in a single season in team history, while also helping WR Derius Davis lead all qualifying returners on the season (16.0 avg.)...**vs. Miami (Sept. 10):** Registered a pass defensed in the season opener, helping contribute to the defensive unit's 10 passes defensed on the day, which tied for the second-most in Week 1 across the NFL and the most by any Chargers defense during Kickoff Weekend since at least 1991...Added 18 snaps contributed on special teams...**at Tennessee (Sept. 17):** Started at DB, registering two tackles (one solo) in the matchup...Contributed on 15 special teams snaps...**at Minnesota (Sept. 24):** Secured two solo tackles in the road win against the Vikings, adding a pass defensed late in the first quarter...Supported a defense that held the Vikings without a third-down conversion in the first half...**vs. Las Vegas (Oct. 1):** Totaled a season-high five solo stops in the winning effort, as well as a QB hit...Supported a unit that held the Raiders to just one third-down conversion, forcing Las Vegas to go just 1-for-11 (9.1 pct.) on third down...**vs. Dallas (Oct. 16):** Made his third start of the season...Secured two solo stops in the primetime matchup on *Monday Night Football*...**at Kansas City (Oct. 22):** Started at DB...Tallied four solo stops and a pass defensed...In the fourth quarter, broke up a third-down pass intended for TE Travis Kelce, forcing the Chiefs to punt and securing his third pass defensed of the season...**vs. Chicago (Oct. 29):** Finished the primetime win with an INT...On third-and-eight in the second quarter, picked off QB Tyson Bagent and returned the takeaway eight yards, securing the first pick of his career...Aided a defense that picked off two passes and forced three turnovers on downs, holding Chicago to one fourth-down conversion on four attempts...**at New York Jets (Nov. 6):** Totaled four tackles and added two passes defensed, leading the team and setting a single-game career high in pass breakups...Deflected two passes on the same series in the second quarter, causing a Jets three-and-out...Aided a unit that held the Jets to 3-of-17 on third down (17.6 pct.), totaled a season-high eight sacks, collected three takeaways and didn't allow an offensive TD...Also logged a special teams tackle on punt

coverage...**vs. Detroit (Nov. 12):** Secured four tackles (three solo) in the home bout...**at Green Bay (Nov. 19):** Logged two solo stops to go along with a pass defensed...On a third-and-seven pass in the opening quarter, jarred the ball away from WR Jayden Reed to prevent the third-down conversion and force an ensuing Packers punt...The play brought him to seven passes defensed on the season...**vs. Baltimore (Nov. 26):** Saw action on 12 special teams snaps on *Sunday Night Football*...**at New England (Dec. 3):** Inactive (Illness)...**vs. Denver (Dec. 10):** Primarily contributed on special teams...**at Las Vegas (Dec. 14):** Secured a tackle on defense and contributed on 16 special teams snaps...**vs. Buffalo (Dec. 23):** Secured a tackle on punt coverage...Aided a special teams unit that collected their second takeaway of the season, tying for the second-most by any team in the NFL...**at Denver (Dec. 31):** Contributed on special teams...**vs. Kansas City (Jan. 7):** In the season finale, logged two solo stops and a pass defensed...Broke up a second-down pass intended for WR Justin Watson in the fourth quarter, his eighth pass defensed of the season...Aided a defensive unit that did not allow an offensive TD...Also contributed on special teams.

2022: Appeared in all 17 games regular-season games, making three starts...Totaled 16 tackles (10 solo) and a pass defensed on defense, all of which came over the final five games...Added six special teams tackles...Appeared in the team's AFC Wild Card matchup, totaling three solo tackles on defense...Part of the NFL's best punt coverage unit, holding opponents to average 3.1 yards per punt return, the best punt return average allowed by a Chargers team since 1971...Started at DB in the Week 14 win over Miami on *Sunday Night Football*, his first career start...Forced a muffed Broncos punt in overtime of the Week 6 game against Denver on *Monday Night Football,* setting up a Chargers victory...**vs. Las Vegas (Sept. 11):** In the fourth quarter, provided quality coverage on a punt by P JK Scott, tackling WR Hunter Renfrow after a minimal gain...Finished the game with 16 special teams snaps played, which tied for the second-most on the team...**at Kansas City (Sept. 15):** Saw action on each 22 special teams snaps...**vs. Jacksonville (Sept. 25):** Contributed to 16 special teams plays...**at Houston (Oct. 2):** Saw action on 18 special teams snaps...**at Cleveland (Oct. 9):** Continued to provide reliable support on special teams...**vs. Denver (Oct. 17):** Primarily contributed on special teams...In overtime, blocked his defender into the returner and forced a muffed Broncos punt, which was recovered by DB Deane Leonard and led to the eventual game-winning field goal for the Bolts...**vs. Seattle (Oct. 23):** Partnered with LS Josh Harris on a second-quarter stop in punt coverage, marking his first career NFL tackle...**at Atlanta (Nov. 6):** Appeared on 16 special teams plays...**at San Francisco (Nov. 13):** Saw action on 18 special teams snaps...**vs. Kansas City (Nov. 20):** Secured a single-game career-best two special teams tackles in the primetime matchup...**at Arizona (Nov. 27):** Contributed primarily on special teams, logging a tackle on kickoff coverage...**at Las Vegas (Dec. 4):** Primarily contributed on special teams, adding seven defensive snaps...**vs. Miami (Dec. 11):** Started at DB and totaled five tackles (three solo)...Helped support a defense that allowed just three completions in the first half, tying for the fewest completions allowed in a single opening half by any defense this season, and just 19 net passing yards in the opening half, the fewest allowed by a Bolts defense in a single first half in the last decade...The unit allowed just three third-down conversions on 11 attempts (27.3 pct.), the best defensive third down percent allowed by the Bolts this season...**vs. Tennessee (Dec. 18):** Logged second start in the secondary, finishing the game with three solo stops...Helped anchor a defense that allowed just one third-down conversion in the first three quarters and didn't allow a point in the first quarter for the third-straight week...**at Indianapolis (Dec. 26):** Continued to provide reliable support on special teams and on defense, appearing in 13 snaps on special teams and nine snaps on defense...**vs. L.A. Rams (Jan. 1):** Tallied three tackles and one pass defensed in the win, contributing to a defense that allowed just 111 net passing yards, the second-fewest allowed in a single game by the Bolts in 2022...In the fourth quarter, caused a pass defensed on a throw intended for Rams WR Tutu Atwell, marking his first professional pass defensed...**at Denver (Jan. 8):** Started at CB and totaled five tackles, including a career-high four solo stops...**at Jacksonville (AFC Wild Card, Jan. 14):** Tallied three solo tackles...Aided a defense that did not allow a single third-down conversion in the first half, the first defense to do so in a playoff game since at least 2000, and held the Jaguars to a franchise playoff-record 20.0 third-down percentage (two-for-10)...The unit collected 13 passes defensed in the game, the most by any team in the NFL in a single playoff game since 2016, and three first-quarter INTs, the most by any team in a single playoff game in the last 30 years.

COLLEGE: Over five seasons (2017-21) of action at Wake Forest, set a program record with 62 career games played...Started each of his final 23 collegiate games played...Earned honorable mention All-Atlantic Coast Conference recognition in each of his final two seasons for the Demon Deacons...Was named a team captain for his final two seasons...Registered 185 career tackles (153 solo), six INTs, a five-yard sack, 24 passes defensed, a forced fumble and three recoveries...Became the first player in Wake Forest history to have an INT and a kickoff return for a TD in the same game, doing so in Week 1 to earn ACC Specialist of the Week...Recorded his first pick-six in 2020, returning the INT 45 yards for a TD against North Carolina State.

PERSONAL: Given name Ja'Sir Taylor...Born in Neptune, N.J. ...Earned a bachelor's degree in communications from Wake Forest...**High School:** Attended Brick (N.J.) Township High, earning all-conference honors as a senior in 2016...Was the Green Dragons' top rusher as a senior with 544 yards and 11 touchdowns...Led Brick Township to the 2013 Central Jersey Group 4 State Championship and a runner-up finish in 2016...Also played basketball and ran track & field, running a 10.74-second 100-meter dash.

JA'SIR TAYLOR NFL STATISTICS

				— Tackles —						— Interceptions —					— Fumbles —		
Year	**Team**	**GP**	**GS**	**Total**	**Solo**	**Asst**	**Sacks**	**Yds**	**TFL**	**No.**	**Yds**	**Lg**	**TD**	**PD**	**FF**	**FR**	**Yds**
2022	Los Angeles Chargers	17	3	16	10	6	0.0	0	0	0	0	—	0	1	0	0	0
2023	Los Angeles Chargers	16	6	29	24	5	0.0	0	0	1	8	8	0	8	0	0	0
2024	Los Angeles Chargers	15	2	21	12	9	0.0	0	1	0	0	—	0	5	0	1	0
NFL Totals		**48**	**11**	**66**	**46**	**20**	**0.0**	**0**	**1**	**1**	**8**	**8**	**0**	**14**	**0**	**1**	**0**

POSTSEASON

				— Tackles —						— Interceptions —					— Fumbles —		
Year	**Team**	**GP**	**GS**	**Total**	**Solo**	**Asst**	**Sacks**	**Yds**	**TFL**	**No.**	**Yds**	**Lg**	**TD**	**PD**	**FF**	**FR**	**Yds**
2022	Los Angeles Chargers	1	0	3	3	0	0.0	0	0	0	0	—	0	0	0	0	0
Postseason Totals		**1**	**0**	**3**	**3**	**0**	**0.0**	**0**	**0**	**0**	**0**	**—**	**0**	**0**	**0**	**0**	**0**

TULI TUIPULOTU

45 | OUTSIDE LINEBACKER | SOUTHERN CALIFORNIA
6-3 | 266 LBS | HAWTHORNE, CALIF.
ACQUIRED: D2 — 2023
EXPERIENCE: 3RD NFL SEASON
3RD YEAR WITH CHARGERS

CAREER HIGHLIGHTS

- *Seen action in all 35 games (20 starts), including the postseason, of his two-year career with the Los Angeles Chargers.*
- *Totaled 91 tackles (59 solo), 19 tackles for loss, 13.0 sacks, 29 quarterback hits, three passes defensed, three forced fumbles and a recovery along with four special teams tackles.*
- *Was the NFL's most disruptive pass rusher in November of the 2024 season, tying for the league in sacks (6.0) and leading all players in quarterback hits (10).*
- *His two forced fumbles in 2023 were tied for the most by any rookie in the NFL and were tied for second by a Charger rookie in a single season.*

2024: Appeared in all 17 games with nine starts, totaling 38 tackles (22 solo) and a forced fumble while setting single-season career-highs in sacks (8.5), passes defensed (two), QB hits (17), tackles for loss (11) and special teams tackles (four)... Saw action in the Bolts' Wild Card appearance...**vs. Las Vegas (Sept. 8):** Saw action in 27 defensive and 21 special teams snaps to open the season...**at Carolina (Sept. 15):** Recorded one tackle ...**at Pittsburgh (Sept. 22):** Totaled four tackles (two solo), both for loss...Stopped Justin Fields for a two-yard loss on third-and-five on Pittsburgh's first drive of the day, forcing a punt... Set the edge and tackled Najee Harris for a two-yard loss on first-and-10 in the first quarter...**vs. Kansas City (Sept. 29):** Made his first start of the season at OLB and filled the stat sheet with five tackles (one solo), one QB hit, one forced fumble and a pass defensed... Punched the ball from Carson Steele in the first quarter which was then recovered by Elijah Molden to set up the Bolts for a TD... **at Denver (Oct. 13):** Recorded a solo tackle...**at Arizona (Oct. 21):** Logged three tackles (two solo) as well as a special teams tackle on *Monday Night Football*...**vs. New Orleans (Oct. 27):** Filled the stat sheet with two solo tackles, 1.0 sack, one QB hit, one tackle for loss and a pass defensed... Sacked Spencer Rattler on an inside stunt for a loss of two yards for his first sack of the season... **at Cleveland (Nov. 3):** Opened the month of November with a single-game career-high 2.5 sacks along with four tackles (three solo), three QB hits, one tackle for loss and two special teams tackles...Worked with Cam Hart to down Jameis Winston outside the pocket for sack in the first quarter...Earned his first solo sack of the day when he downed Winston in the third quarter...Recorded his second and final sack of the day inside the two-minute warning, downing Winston again for a loss of three yards...**vs. Tennessee (Nov. 10):** Recorded back-to-back multi-sack games for the first time in his career and became the first Chargers player since Khalil Mack to accomplish the feat...Totaled five tackles (three solo), 2.0 sacks, three QB hits and a pair of tackles for loss...Chased Will Levis down outside the pocket for two-yard loss...Beat John Ojukwu off the line to down Levis a second time in the third quarter...**vs. Cincinnati (Nov. 17):** Recorded his third consecutive multi-sack game, recording a 1.5 sack on *Sunday Night Football*...Became the fourth Charger to have three-straight games with multiple sacks since they became a statistic in 1982, joining Mack, Joey Bosa and Shawne Merriman...Totaled four tackles (two solo), 1.5 sacks, matched his career high with four QB hits and two tackles for loss...Worked with Derwin James Jr. to down Joe Burrow in the first quarter.. Sacked Burrow on third-and-four, leading to a punt and a J.K. Dobbins score...**vs. Baltimore (Nov. 25):** Compiled two tackles (one solo) and a tackle for loss...**at Atlanta (Dec. 1):** Recorded a tackle... **at Kansas City (Dec. 8):** Totaled two tackles (one solo), 0.5 sack and a pair of QB hits... Worked with Khalil Mack to down Patrick Mahomes to force a punt in the first quarter on *Sunday Night Football*...**vs. Tampa Bay (Dec. 15):** Saw action in 47 defensive and 24 special teams snaps...**vs. Denver (Dec. 19):** Totaled a pair of solo tackles and QB hits on *Thursday Night Football*...**at New England (Dec. 28):** Recorded two solo tackles, 1.0 sack and a pair of tackles for loss in the Bolts win to secure a playoff berth...Downed Mac Jones for a two-yard loss on third down for his career-high 8.5 sack of the year...**at Las Vegas (Jan. 5):** Started at OLB and recorded a QB hit...**at Houston (Jan. 11):** Saw action on 40 defensive and 26 special teams snaps in the Bolts' Wild Card appearance.

2023: Appeared in all 17 games, starting 11, as a rookie...Totaled 53 tackles (37 solo), including 4.5 sacks, eight tackles for loss, 12 quarterback hits, two forced fumbles and one pass defensed... Finished the season ranked second among all rookie AFC defenders in both sacks (4.5) and

tackles for loss (eight)...Registered a tackle for loss in each of the first four games, becoming just one of just seven players in the NFL, the only rookie, begin the season in such a way...In the Week 3 win at Minnesota, secured his second sack in as many weeks and led the defense with four quarterback hits, the most by any defender in the NFL in a single game through the first three weeks of the regular season...In his NFL debut, registered two solo tackles, including one tackle for loss, while also leading the Chargers with 25 special teams snaps...Dropped Titans QB Ryan Tannehill in Week 2 for his first-career sack, aided a defensive unit that totaled a season-high five sacks...Supported a defense that held the Raiders to just one third-down conversion in the Week 4 win...Secured a half-sack and a forced fumble in the Week 16 primetime matchup against the Bills...**vs. Miami (Sept. 10):** Totaled two solo tackles, including one tackle for loss, in his NFL debut...In the third quarter, dropped RB Salvon Ahmed for a loss of two yards, his first-career tackle for loss...Contributed to a defensive unit that limited the Dolphins to 3.5 yards per rush on the day...Led the Chargers with 25 special teams snaps played in his first career NFL game...**at Tennessee (Sept. 17):** Started at OLB, recording seven tackles (three solo), including his first-career sack...On third-and-four in the fourth quarter, dropped QB Ryan Tannehill for a loss of six yards, the first sack of his career...Contributed to a unit that registered five sacks on the afternoon...Led the team with 26 special teams snaps, totaling 76 total snaps played both defensively and on special teams, a team-high...**at Minnesota (Sept. 24):** Secured four solo stops, including his second sack in as many weeks, in the road victory at Minnesota...Led the team with four quarterback hits, the most by any player in a game this season...Helped anchor a defense that held the Vikings to zero third-down conversions in the first half...**vs. Las Vegas (Oct. 1):** Totaled four tackles (three solo), including one registering as a tackle for loss, in the home divisional win...Supported a unit that held the Raiders to just 1-for-11 on third down (9.1 pct.)...**vs. Dallas (Oct. 16):** Collected two solo stops in the Monday Night Football matchup against the Cowboys...**at Kansas City (Oct. 22):** Secured two solo stops, including a tackle for loss on a drop of RB Clyde Edwards-Helaire on a rush to the outside where he beat the tight end attempting to block down to secure the tackle for loss...**vs. Chicago (Oct. 29)**: Secured one solo tackle in run support as the Bears were threatening in the redzone...Aided a defense that picked off two passes and forced three turnovers on downs, holding Chicago to one fourth-down conversions on four attempts...**at New York Jets (Nov. 6):** Totaled a career-high two sacks in the primetime win on *Monday Night Football*, finishing the game with five tackles (three solo)...Anchors a unit that leads the NFL with 19 sacks on third down this season...Aided a unit that held the Jets to 3-of-17 on third down (17.6 pct.), totaled a season-high eight sacks, collected three takeaways and didn't allow the Jets to score an offensive touchdown...**vs. Detroit (Nov. 12):** Secured one tackle in run support...**at Green Bay (Nov. 19):** Recorded three solo tackles, including one tackle for a loss, and one pass defensed in the game...With the pulling tackle vacating the space, burst through the line of scrimmage and dropped RB AJ Dillon for a loss of four yards, forcing Packers third-down...On first down in the fourth quarter, rushed off the edge but paused as the pass was being thrown to jump and deflect the QB Jordan Love pass intended for WR Jayden Reed in the flat, causing an incompletion and collecting his first-career pass defensed...**vs. Baltimore (Nov. 26):** Totaled four tackles (three solo) in the primetime matchup on *Sunday Night Football*...Contributed significantly on defensed, aiding a unit that held the Ravens to just three points off of turnovers and scoreless in the fourth quarter for just the second time this season, allowing just four conversions on 13 third-down attempts (30.8 pct.)...**at New England (Dec. 3):** Totaled one solo stop, a play in which he secured the first forced fumble and fumble recovery of his career...Coming off the left edge, shed a block and corralled RB Rhamondre Stevenson, securing the tackle and forcing a fumble, the first of his career, and landing on the loose ball for the fumble recovery, also the first of his career...Supported a defense that held an opponent scoreless for the first time since 2017 (Week 7)...**vs. Denver (Dec. 10):** Started at OLB and supplied four tackles (three solo) in the Week 14 matchup...**at Las Vegas (Dec. 14):** Served as a primary contributor on defense and special teams on *Thursday Night Football*...**vs. Buffalo (Dec. 23):** Had a career day after starting at OLB, collecting five tackles (four solo), one half-sack and one forced fumble...In the first quarter, forced RB James Cook to fumble the football, a turnover that the Bills would recover to maintain possession...On third-and-23 in the fourth quarter, partnered with LB Eric Kendricks to drop QB Josh Allen, forcing the Bills to punt and give the Chargers the ensuing possession...Anchored a defense that held the Bills without a third-down conversion in the first half...**at Denver (Dec. 31):** Supplied three tackles (one solo) in the road divisional matchup...**vs. Kansas City (Jan. 7):** Closed out the season with five tackles (two solo) and one quarterback hit, while also contributing on special teams...Supported a defense unit that held the Chiefs without an offensive touchdown.

COLLEGE: Spent three seasons (2020-22) at Southern California...Started 28-of-31 career games for the Trojans, totaling 114 tackles (65 solo), 20 sacks, five passes defensed, four forced fumbles and a recovery...A first-team All-Pac-12 selection in 2021 after leading the team with 5.5 sacks and also earned Freshman All-America recognition from *The Athletic*...One of the most dominant pass rushers in 2022, led the Pac-12 and ranked third in the nation with 12.5 sacks, earning consensus All-America honors...In addition to the All-American recognition, he was named Pac-12 Defensive Player of the Year, Pac-12 Defensive Lineman of the Year and first-team All-Pac-12...Added a pair of forced fumbles to become the only Trojan to top 11 sacks and force multiple fumbles in over 20 seasons.

PERSONAL: Given name Tulikihelotu Amanakilelei Tuipulotu...Born in Inglewood, Calif. ....Initially from Gardena, Calif., moved to Oregon when he was in middle school, before returning to Southern California in advance of his sophomore year of high school...His older brother, Marlon, was a first-team All-Pacific-12 defensive lineman in 2020 and currently plays for the Philadelphia Eagles after being selected by the club in the sixth round of the 2021 NFL Draft...Was teammates with his brother, as well as his cousin, Talanoa Hufanga, at Southern California, before Hufanga went on to earn All-Pro honors as a member of the San Francisco 49ers.

TULI TUIPULOTU NFL STATISTICS

				— Tackles —						— Interceptions —					— Fumbles —		
Year	**Team**	**GP**	**GS**	**Total**	**Solo**	**Asst**	**Sacks**	**Yds**	**TFL**	**No.**	**Yds**	**Lg**	**TD**	**PD**	**FF**	**FR**	**Yds**
2023	Los Angeles Chargers	17	11	53	37	16	4.5	37.5	8	0	0	—	0	1	2	1	0
2024	Los Angeles Chargers	17	9	38	22	16	8.5	20.5	11	0	0	—	0	2	1	0	0
NFL Totals		**34**	**20**	**91**	**59**	**32**	**13**	**58**	**19**	**0**	**0**	**—**	**0**	**3**	**3**	**1**	**0**

POSTSEASON

				— Tackles —						— Interceptions —					— Fumbles —		
Year	**Team**	**GP**	**GS**	**Total**	**Solo**	**Asst**	**Sacks**	**Yds**	**TFL**	**No.**	**Yds**	**Lg**	**TD**	**PD**	**FF**	**FR**	**Yds**
2024	Los Angeles Chargers	1	0	0	0	0	0.0	0	0	0	0	—	0	0	0	0	0
Postseason Totals		**1**	**0**	**0**	**0**	**0**	**0.0**	**0**	**0**	**0**	**0**	**—**	**0**	**0**	**0**	**0**	**0**

KIMANI VIDAL

30 | RUNNING BACK | TROY
5-8 | 215 LBS | MARIETTA, GA.
ACQUIRED: DRAFT 6B —'24
EXPERIENCE: 2ND NFL SEASON
2ND YEAR WITH CHARGERS

CAREER HIGHLIGHTS

- *Saw action in 10 games as a rookie with the Los Angeles Chargers, totaling 43 carries for 155 yards (3.6 avg.) as well as five receptions for 62 yards (12.4 avg.) and a 38-yard touchdown.*
- *Made his NFL debut in Week 6 at Denver, scoring on his first career reception to become the 11th Charger ever to have a touchdown catch in a debut and the first Bolts running back since 1977 (Hank Bauer) to record a receiving touchdown on his first career reception.*
- *Competed on special teams, recorded his first tackle in his Thursday Night Football debut in Week 16 against the Broncos.*

2024: Appeared in 10 games, compiling 155 rushing yards on 43 carries (3.6 avg.) and 62 receiving yards and a TD on five receptions (12.4 avg)... **at Denver (Oct. 13):** Made his NFL debut, recording 11 rushing yards on four carries (2.8 avg.) and hauled in two receptions for 40 yards (20.0 avg.) and a TD.... He scored on his first career reception — a 38-yard toss from Justin Herbert to become the 11th Charger ever to have a TD catch in a debut and the first Bolts running back since 1977 (Hank Bauer) to record a receiving TD on his first career reception... **at Arizona (Oct. 21):** Ran the ball three times for 10 yards (3.3 avg.) and caught a nine-yard pass in his *Monday Night Football* debut... **vs. New Orleans (Oct. 27):** Recorded six carries for 16 yards (2.7 avg.)... **at Cleveland (Nov. 3):** Totaled seven yards on five carries (1.4 avg.)... **at Atlanta (Dec. 1):** Ran the ball four times for 20 yards (5.0 avg)... **at Kansas City (Dec. 8):** Set season-highs in carries (8) and rushing yards (34), with two rushing attempts going for first downs, in his *Sunday Night Football* debut... **vs. Tampa Bay (Dec. 15):** Recorded three carries for nine yards (3.0 avg.) and two receptions for 13 yards (6.5 avg.)... **vs. Denver (Dec. 19):** Compiled 24 yards on five carries (4.8 avg.) in his *Thursday Night Football* debut... **at New England (Dec. 28):** Added five carries for 24 yards (4.8 avg.) in winning effort to clinch a playoff appearance for the Bolts... **at Las Vegas (Jan. 5):** Saw action in the season finale.

COLLEGE: Appeared in 48 games over his four seasons at Troy (2020-23), finishing his time as the program's all-time leader in rushing yards (4,010), attempts (781) and 200-yard rushing games (five), while tying for the most 100-yard rushing performances (14) and tying for No. 3 with 33 rushing touchdowns... The 2022 second-team All-Sun Belt selection added 92 receptions for 700 yards (7.6 avg.) and a touchdown... Ranked No. 2 in the nation in 2023 with 1,661 rushing yards and 14 touchdowns on 297 carries (5.6 avg.) in 2023, earning Sun Belt Offensive Player of the Year and *Associated Press* third-team All-American honors.

PERSONAL: Given name Kimani Vidal...Born in Marietta, Ga. ... Father, Kwame, played football at Florida A&M High School...Graduated with a degree in exercise science Attended Marietta High School in Marietta, Ga., leading the program to the school's first 7A State Championship as a senior in 2019, earning MVP honors in the game, behind 1,589 rushing yards (6.8 average) and 24 touchdowns, adding 25 receptions for 397 yards and five touchdown grabs on the season...Also participated in track & field.

KIMANI VIDAL NFL STATISTICS

				— Rushing —					— Receiving —					Scrimmage
Year	Team	GP	GS	No.	Yds	Avg.	Lg	TD	Att	Yds	Avg.	Lg	TD	Yards
2024	Los Angeles Chargers	10	0	43	155	3.6	19	0	5	62	12.4	38t	1	217
NFL Totals		**10**	**0**	**43**	**155**	**3.6**	**19**	**0**	**5**	**62**	**12.4**	**38t**	**1**	**217**



ROOKIES

OMARION HAMPTON
RB

OMARION HAMPTON

8 | RUNNING BACK | NORTH CAROLINA
6-0 | 220 LBS | CLAYTON, N.C.
ACQUIRED: D1 — 2025
EXPERIENCE: ROOKIE NFL SEASON
1ST YEAR WITH CHARGERS

COLLEGE HIGHLIGHTS

- *A two-time All-ACC selection and two-time Doak Walker Award Finalist, given annually to college football's top running back, appeared in 38 games to amass 3,565 rushing yards, ranking fourth all-time in school history, and 36 rushing touchdowns, ranking third-all time for UNC.*
- *Over three seasons at UNC, appeared in 38 games, recorded 73 receptions for 635 yards and 4 receiving touchdowns in addition to being one of nine Tar Heels with multiple seasons of 1,000 yards rushing (2023, 2024).*
- *As a sophomore, rushed for 1,504 yards to rank second on UNC's single season list and fifth in the FBS along with 15 rushing touchdowns, and 29 receptions for 222 yards, earning ACC running back of the week four separate times.*

2024: Ranks 4th in career rushing yards at UNC with 3,565 and has 36 career rushing scores, which ranks 3rd all-time at UNC....Owns two of thre 1,500-yard rushing seasons in program history...He has 11 multi-score games as a Tar Heel and has rushed for three TDs in a game three times...Hampton has 19 games with 100 or more rushing yards...One of nine Tar Heels with multiple seasons of 1,000 yards rushing...Ran for two touchdowns and 105 yards on 26 carries against Virginia, breaking the 100 rushing yard mark for the sixth-straight game...Had 71-yard rush (longest of career) against Georgia Tech, went for 137 total yards and fifth consecutive game for rushing 100 yards or more...Rushed for at least 100 yards for fourth consecutive game and scored his 30th touchdown as a Tar Heel, finished with 106 yards on 23 carries against Pitt...**Accolades:** Doak Walker Finalist... First Team AFCA All-America...Second Team Associated Press All-America...Second Team Sporting News All-America...Second Team Walter Camp Football Foundation All-America... Second Team CBS Sports All-America...First Team All-ACC.

2023: Appeared in all 13 games at running back, starting 12...Named a Walter Camp first-team All-American...Earned second-team All-America honors from the AFCA, AP, Sporting News, Sports Illustrated and CBS Sports...A Doak Walker Award Finalist...Tabbed first-team All-ACC by the league and AP...A four-time ACC Running Back of the Week (Sept. 9, Oct. 14, Nov. 11 and Nov. 18)...Had 253 carries for 1,504 yards and 15 touchdowns while adding 29 receptions for 222 yards and a touchdown...The 1,504 rushing yards ranks second on UNC's single-season list, while the 15 TDs ranks sixth...Rushed for over 100 yards on seven occasions, becoming the first Tar Heel to accomplish the feat since Gio Bernard in 2011...Posted six consecutive 100-yard games becoming the first Tar Heel to accomplish the feat since Don McCauley rushed for 100 yards in eight straight games in 1970...Finished fifth in the FBS in rushing yards (1,504), rushing yards per game (115.7) and yards from scrimmage per game (132.8)... **Accolades:** Doak Walker Finalist...Second Team Associated Press All-America...Second Team Sporting News All-America...First Team Walter Camp Football Foundation All-Americ Second Team...Second Team CBS Sports All-America... First Team All-ACC.

2022: Appeared in 13 games and made four starts at running back...Posted 401 rushing yards and six TDs on 88 carries, while catching six passes for 40 yards and a TD...Produced 101 rushing yards on 14 carries and scored two TDs in collegiate debut against FAMU...Became the first UNC true freshman with 100 rushing yards in first career game since Charlie "Choo Choo" Justice had 102 yards against Virginia Tech in 1946.

HIGH SCHOOL & PERSONAL: Attended Cleveland High School in Clayton, N.C....Named North Carolina Gatorade Player of the Year.. Tabbed The Charlotte Observer's Mr. Football for North Carolina... A two-time MaxPreps Player of the Year.. Rushed for 5,370 yards and 88 TDs during his prep Son of Leslie Hampton and Cory Chappell...Brother, Jamal, played CB at Chowan University and is now a musician...Cousin, Giorgio Lowrance, played wide receiver at North Carolina A&T...Birthday is March 16. career.. Averaged 10.4 yards per carry and 127.8 yards per game.. Also caught 28 passes for 503 yards and eight TDs.

CAREER TRANSACTIONS

2025	Selected by Los Angeles Chargers in the first round (22nd overall) of NFL Draft, April 24... Signed rookie contract, May 19.

TRE' HARRIS

9 | WIDE RECEIVER | MISSISSIPPI
6-3 | 210 LBS | BROUSSARD, LA.
ACQUIRED: D2 —'25
EXPERIENCE: ROOKIE NFL SEASON
1ST YEAR WITH CHARGERS

COLLEGE HIGHLIGHTS

- *One of college football's most dominant receivers in 2024, was named Second-Team All-American and semifinalist for the Biletnikoff Award for the nation's top receiver for the second time after leading the top ranked ole miss team in receptions with 60 and receiving yards with 1,030 over only eight games*
- *Appeared in 20 games over two seasons for the rebels, totaling 2,015 yards and 15 touchdowns over 114 receptions becoming one of two players in SEC history to average at least 100 yards per game across a career.*
- *Spent his first two seasons at Louisiana Tech, starting in all 12 games during the 2022 season to lead the team with 935 yards receiving and 10 touchdowns and rank second in receptions with 65 to earn All-Conference USA First Team and Biletnikoff Award Semifinalist honors*

2024: Started eight games for the Rebels, including each of the first seven before injuries forced him to the sideline...Led team in receptions (60), receiving yards (1,030), ranked second in receiving touchdowns (7), averaged 128.8 yards per game and 17.2 yards per reception... Sixth Rebel to break 1,000 yards in a season, seventh total occurrence in Ole Miss history... Finished ranked tied for fourth on the Ole Miss single-season list in 100-yard receiving games (5), sixth in receiving yards (1,030) and tied for 13th in receptions (60)...Helped push Rebels to team school records in total yards (6,845), yards per play (7.3), passing yards (4,561) and passing yards per game (350.8)...Led the SEC in 30-yard receptions (12; No. 5 FBS) and was tied for the SEC lead in 40-yard catches (7; No. 4 FBS)... Ranked second in the SEC and 24th nationally with 1,030 receiving yards...Ranked eighth in the SEC with nine receiving touchdowns... **Accolades:** All-America Second Team (AP)...All-America Honorable Mention (Phil Steele, CFN)... All-SEC First Team (CFN)...All-SEC Second Team (Phil Steele)...All-SEC Third Team (Coaches)... USA Today All-SEC...CFN SEC WR of the Year... Biletnikoff Award Semifinalist

2023: Led Ole Miss with 985 yards and eight touchdowns receiving, second on the team with 54 receptions ... Ended within the SEC top-10 in receiving touchdowns (fourth), yards per reception (fourth, 18.2), receiving yards (fifth), receiving yards per game (fifth, 82.1) and receptions per game (ninth, 4.5)...Eight touchdown receptions ranks tied for sixth in Ole Miss single-season history, 985 yards ranks seventh...One of five FBS receivers since 2021 with both a 200-yard receiving game and a four-touchdown receiving game within the same season.

2022: Started all 12 games...Led Louisiana Tech with 935 receiving yards and 10 touchdowns on 65 receptions...Averaged 14.38 yards per catch and 77.92 yards per game...Recorded three 100-yard receiving games.

2021: Appeared in all 12 games (nine starts)... Finished the year second on the team in receptions (40), receiving yards (562), and receiving touchdowns (4)...Averaged 14.05 yards per catch and 46.83 yards per game.

2020: Saw action in seven games....Recorded a 20-yard reception...Made his collegiate debut at BYU.

HIGH SCHOOL & PERSONAL: Graduated from Comeaux HS...Played quarterback during prep career...Full name is Cleveland Joseph Harris III...Son of Cleveland and Delana Harris Jr.... Graduated with a bachelor's degree in general business in May 2024.

CAREER TRANSACTIONS

2025	Selected by Los Angeles Chargers in the second round (55th overall) of NFL Draft, April 25...Signed rookie contract, July 17

JAMAREE CALDWELL

99 | DEFENSIVE LINEMAN | OREGON
6–1 | 340 LBS | NEWBERRY, S.C.
ACQUIRED: D3 — 2025
EXPERIENCE: ROOKIE NFL SEASON
1ST YEAR WITH CHARGERS

COLLEGE HIGHLIGHTS

- *Was a key piece of the Oregon defense in 2024, starting in all 14 games for one of the top-ranked teams in the nation, amassing 29 total tackles (16 solo) including 4.5 tackles for loss, a forced fumble and three pass breakups to be named as an All-Big Ten Honorable Mention*
- *Spent time at Houston before transferring to Oregon, appearing in 11 games in 2023, ranking fifth in the Big 12 with 6.5 sacks and fourth with 0.59 sacks per game.*
- *His sophomore season with Houston, ranked fourth among all AAC interior defenders with an 83.2 run-defense grade and seventh among AAC interior defenders with a 74.4 overall defensive grade from Pro Football Focus*

2024: Started all 14 games for the Ducks...Finished with a career-high 29 total tackles (16 solo) including 4.5 tackles for loss, a forced fumble and three pass breakups... Had nine games with multiple pressures, including each of the final five games of the season...**Accolades:** All-Big Ten Honorable Mention.

2023: Appeared in 11 games...Finished with 27 total tackles (22 solo), 8.5 tackles for loss and 6.5 sacks ... Ranked fifth in the Big 12 with 6.5 sacks and fourth with 0.59 sacks per game.

2022: Appeared in nine games...Finished with 12 total tackles, 3.5 tackles for loss and two sacks.

2021: Spent one season at Independence Community College...Appeared in four games... Totaled seven tackles (four solo), three tackles for loss and half a sack.

HIGH SCHOOL & PERSONAL: Prepped at Newberry High School...Goes by Maree...Father, Cecil, spent time with the Cleveland Browns... Uncle, Larry Werts, was drafted by the Green Bay Packers.

CAREER TRANSACTIONS

2025 Selected by Los Angeles Chargers in the third round (86th overall) of NFL Draft, April 25...Signed rookie contract, May 9.

KYLE KENNARD

54 | OUTSIDE LINEBACKER | SOUTH CAROLINA
6-5 | 254 LBS | ATLANTA, GA.
ACQUIRED: D4 —'25
EXPERIENCE: ROOKIE NFL SEASON
1ST YEAR WITH CHARGERS

COLLEGE HIGHLIGHTS

- *Named Bronko Nagurski Trophy Winner, awarded to the best defensive player in college football, and First-Team All American, started all 12 games of the 2024 regular season with South Carolina to log 28 tackles including 15.5 tackles for loss for fourth most in program history and 11.5 sacks for second-highest sack total in a single season in program history*
- *Recognized as SEC Defensive Player of the year and SEC Defensive lineman of the year after leading the SEC in sacks and tackles for loss in 2024*
- *Spent his first four seasons at Georgia Tech, appearing in 42 games to total 115 tackles (64 solo), 21.5 tackles for loss, and 12.5 sacks, leading the team with 11 tackles for loss and six sacks in 2023*

2023: Joined the team in January after four years at Georgia Tech...Became the first Bronko Nagurski Trophy winner in school history... also captured the Blanchard-Rogers Trophy...Was a finalist for the Lombardi Award, the Chuck Bednarik Award and Walter Camp Player of the Year...Named first-team All-America by AFCA, Walter Camp, FWAA, SI.com, Reese's Senior Bowl, and Phil Steele and was a second-team selection by the AP, Sporting News, CBS Sports and ESPN...Was both the Coaches and the AP's SEC Defensive Player of the Year...One of three players cited as the Joe Morrison MVP for the defense...Started all 12 regular season games...Logged 28 tackles including 15.5 tackles for loss and 11.5 sacks...Had the fourth-best TFLs and the second-highest sack total in a single season in school history...Forced three fumbles and recovered two...Led the SEC in both sacks and TFLs, tied for fourth in fumbles forced and tied for fourth in fumbles recovered...**Accolades:** 2024 Bronko Nagurski Trophy Winner...2024 Lombardi Award Finalist...2024 Blanchard-Rogers Trophy Winner...2024 First-Team All-America (AFCA, Walter Camp, FWAA, SI.com, Reese's Senior Bowl, Phil Steele)...2024 Second-Team All-America (AP, Sporting News, CBS Sports, ESPN)...2024 Third-Team All-America (College Football Nation)...2024 First-Team Academic All-America...2024 SEC Defensive Player of the Year (Coaches, AP)...2024 SEC Defensive Lineman of the Year (College Football Live)...2024 Joe Morrison MVP Defense...2024 First-Team All-SEC (Coaches, AP, USA TODAY, Phil Steele)...2024 Third-Team All-SEC (College Football Nation)...2024 Blanchard-Rogers Trophy Finalist...2024 SEC Fall Academic Honor Roll...2024 South Carolina Spirit Award – Defense

2023: Played in all 12 regular season games, starting six...Recorded 54 tackles, sixth on the squad...Led the Yellow Jackets with 11.0 tackles for loss and with 6.0 sacks...Credited with two forced fumbles, two fumble recoveries and an interception.

2022: Played in all 12 games and made nine starts at defensive end...Tied for eighth on team in total tackles with 36...Amassed 19 solo tackles, 4.5 tackles for loss and two sacks.

2021: Saw action in all 12 games...Made starts against Boston College and Notre Dame...Finished the season with 15 tackles, which included 3.5 tackles for loss (fifth on team) and two sacks (tied for second on team).

2020: Became a significant contributor at defensive end down the stretch of his true-freshman campaign...Saw action in six games, including the final five contests...Made three starts, getting the nod at Boston College, at NC State and vs. Pitt...Recorded 10 tackles and 2.5 sacks...2.5 sacks ranked second on the team.

HIGH SCHOOL & PERSONAL: Earned all-region honors at Riverwood international Charter School in Sandy Springs, Ga...Recorded more than 100 tackles and 40 tackles for loss over the final two seasons of his prep career...Helped lead the Raiders to a perfect 10-0 regular season and 11-1 overall record as a senior in 2019...Kyle M. Kennard was born Dec. 12, 2001...A services management major who graduated in December 2024.

CAREER TRANSACTIONS

2025	Selected by Los Angeles Chargers in the fourth round (125th overall) of NFL Draft, April 26...Signed rookie contract, May 9.

KeANDRE LAMBERT-SMITH

84 | WIDE RECEIVER | AUBURN
6–1 | 182 LBS | NORFOLK, VA.
ACQUIRED: DRAFT 5A — 2025
EXPERIENCE: ROOKIE NFL SEASON
1ST YEAR WITH CHARGERS

COLLEGE HIGHLIGHTS

- *In one season at Auburn, led the team in receptions and receiving yards with 50 catches for 981 yards along with eight touchdowns, and ranked eighth in the nation in yards per catch with 19.62 to earn second team all-SEC honors in his final collegiate season*
- *Played his first four seasons with Penn State, amassing 1,598 receiving yards over 116 receptions to become the 19th Penn State player to surpass 100 career receptions and the only player in school history to record multiple 80-yard receptions*
- *Earned All-Big Ten honorable mention recognition for the 2023 season after ranking fifth in the Big ten in catches with 53 and sixth in receiving yards with 673*

2024: Totaled 50 catches for 981 yards (19.6 avg.) and eight touchdowns...Second team all-SEC...176 career receptions for 2,655 yards, 19 TD (126 for 1,721 yds, 11 TD at Penn State)...TD of 67 and 4 yards in opener vs. Alabama A&M... His 19.6 reeving average was the best among players with at least 45 catches...**Accolades:** Consensus First-Team All-America.

2023: Appeared in 13 games, making 12 starts... Had 53 receptions for 673 yards and four touchdowns...Ranked fifth in the Big Ten in catches (53) and sixth in receiving yards (673)... **Accolades:** All-Big Ten Honorable Mention.

2022: Played in all 13 games at wide receiver, making eight starts...Made 24 receptions for 389 yards and four touchdowns...Was 2-for-2 passing for 73 yards and one touchdown.

2021: Started all 13 games...Made 34 receptions for 521 yards and five touchdowns with a long reception of 83 yards.... Finished sixth in the Big Ten in yards per reception (15.3)...**Accolades:** Academic All-Big Ten.

2020: Appeared in nine games, making five starts...Recorded 15 receptions for 138 yards with a long reception of 20 yards.

HIGH SCHOOL & PERSONAL: Three-year letterman for head coach Dyrri McCain at Maury High School...Was a two-time team captain... Helped the Commodores to a perfect 16-0 record and its first state championship in 80 years with a victory in the Virginia High School League (VHSL) Class 5 title game as a senior... Selected to the All-American Bowl...Earned all-state accolades twice..Full name is KeAndre Lambert-Smith...Son of Karla and Noah Smith... Has one brother, Kyron, and three sisters, Kayla, Kheira and Kyndle...Uncle, Kam Chancellor, played football at Virginia Tech and for seven years with the NFL's Seattle Seahawks.

CAREER TRANSACTIONS

2025	Selected by Los Angeles Chargers in the fifth round (158th overall) of NFL Draft, April 26... Signed rookie contract, May 9.

ORONDE GADSDEN

86 | TIGHT END | SYRACUSE
6-5 | 236 LBS | PLANTATION, FLA.
ACQUIRED: DRAFT 5B —'25
EXPERIENCE: ROOKIE NFL SEASON
1ST YEAR WITH CHARGERS

COLLEGE HIGHLIGHTS

- *The most prolific tight end in Syracuse history, set program records for a tight end with 141 career receptions over 1,970 yards across 28 appearances, ending his collegiate career sixth in Syracuse history overall in career receiving yards per game averaging 55.3 per game and fifth in career receptions.*
- *Named First-Team All-ACC and Third Team All-American in 2024, after setting a Syracuse tight end single season record of 73 receptions, good for fourth-most by a tight end in the nation, logging 934 yards and seven touchdowns*
- *Spent his first season at Syracuse as a wide receiver before switching to tight end for the 2022 season, going on to catch 61 passes for 969 yards and six touchdowns, leading all tight ends nationally in receiving yardage, to be named First-Team All-ACC in his first season at the position.*

2024: Started all-13 games, finishing the season with 73 catches for 934 yards and seven touchdowns. Also added one carry for 12 yards and a solo tackle...Seventh-most catches in a single season in Syracuse history (73)...Third-most receptions by a junior in program history (73)...Most receptions by a tight end in a single season in program history (73)...Fourth-most receptions nationally by a tight end in 2024...12th-most receiving yards in a season in program history (934)...Fourth-most receiving yards by a junior in program history (934)...Second-most receiving yards by a tight-end in program history (934), trailing only his 2022 campaign (969)...**Accolades:** AP Third Team All-American...First-Team All-ACC...Comeback Player of the Year Finalist...Senior Bowl Watch List...Preseason All-ACC.

2023: Played in just two games, suffering a season-ending injury vs. Western Michigan (9/9) on the first offensive play...Caught seven passes for 67 yards and one touchdown over the first two games.

2022: Moved to tight end prior to the 2022 season...Caught 61 passes for 969 yards and six touchdowns...Led all tight ends nationally in receiving yardage...969 receiving yards is the seventh-most in a season in Syracuse history...61 catches is the most by an Orange sophomore in program history, passing Mike Williams (60/2007)...It is also Syracuse's single-season record for receptions by a tight end, passing Nick Provo (51/2011)...969 receiving yards set a new program record for single-season yards by a tight end, passing Chris Gedney (587/1992) ... His six receiving touchdowns finished sixth in the ACC...One-of-five players in the conference to register four-or-more 100-yard games... **Accolades:** First Team All-ACC...AP First Team All-ACC...Biletnikoff Award Watch List...ECAC All-Star.

2021: Played in eight games with two receptions for 24 yards ... Made his collegiate debut vs. Ohio (9/4)

HIGH SCHOOL & PERSONAL: Four-year wide receiver for head coach Patrick Surtain...37 catches, 608 yards and 13 touchdowns for American Heritage High School...Two-time state champion in Florida...Team captain in 2020... Also ran track in high school...Son of Oronde and Bianke Gadsden...Father, Oronde, won Super Bowl XXX with the Dallas Cowboys and spent six seasons with the Miami Dolphins.

CAREER TRANSACTIONS

2025	Selected by Los Angeles Chargers in the fifth round (165th overall) of NFL Draft, April 26... Signed rookie contract, May 9.

BRANSON TAYLOR

71 | GUARD | PITTSBURGH
6–6 | 330 LBS | LORAIN, OHIO
ACQUIRED: DRAFT 6A — 2025
EXPERIENCE: ROOKIE NFL SEASON
1ST YEAR WITH CHARGERS

COLLEGE HIGHLIGHTS

- *Named team captain in his last season at Pittsburgh, finishing his career with 45 appearances (21 starts) between left and right tackle over five seasons.*
- *Appeared in all 25 regular season games over the 2021-22 seasons and started all 17 games played during his final two seasons, missing contests only due to injury.*
- *Over the initial six games of the 2024 season started at left tackle, ranking among the top 10 ACC tackles in Pro Football Focus pass blocking grade with a 76.4.*

2024: Team captain, starting six games at left tackle before sustaining a season-ending injury.

2023: Started all 11 games in which he played... Opened season with three starts at right tackle before making eight starts at left tackle..... **Accolades:** First-Team All-America.

2022: Appeared in all 13 games with four starts at left tackle....Earned start against UCLA in the Sun Bowl.

2021: Saw action in 12 games, serving on the PAT/field goal unit and as a reserve offensive tackle.

2020: Played in the final three contests of the year (Virginia Tech, Clemson and Georgia Tech) as a reserve offensive tackle.

HIGH SCHOOL & PERSONAL: Attended Elyria Catholic High School in Lorain, Ohio... Widely considered one of Ohio's top offensive linemen after not allowing a sack as a senior.. Ohio Prep Sportswriters Association (OPSWA) Division V All-State (first team)...selected the Northeast Lakes District Co-Offensive Player of the Year for Division V...Lorain County Most Valuable Offensive Lineman...led team to an 8-4 record and the Ohio High School Athletic Association (OHSAA) Division V playoffs.

CAREER TRANSACTIONS

2025	Selected by Los Angeles Chargers in the third round (199th overall) of NFL Draft, April 26...Signed rookie contract, May 9.

RJ MICKENS

27 | SAFETY | CLEMSON
6-0 | 210 LBS | SOUTHLAKE TEXAS
ACQUIRED: DRAFT 6B —'25
EXPERIENCE: ROOKIE NFL SEASON
1ST YEAR WITH CHARGERS

COLLEGE HIGHLIGHTS

- *Key defensive figure for the highly ranked Clemson team, became the 10th player in program history to play 60 career games, amassing 229 tackles, 13.5 for loss, seven interceptions, 15 pass breakups and a fumble recovery.*
- *Started all 12 games of the 2024 regular season, earning an Honorable Mention All-ACC selection for the second season in a row after posting 85 tackles, good for third most on the team, 6.0 tackles for loss, two interceptions and seven pass breakups.*

2024: A team captain who finished third on the team with a career-high 85 tackles (including a career-high 6.0 for loss) and added seven pass breakups and two interceptions in 750 defensive snaps over 13 starts...**Accolades:** Fourth-Team All-ACC (Phil Steele).

2023: Ranked third on the team with 50 tackles (4.0 for loss) and was credited with four pass breakups and a fumble recovery in 532 snaps over 11 games (nine starts).

2022: Compiled 55 tackles (3.0 for loss), a team-high three interceptions and two pass breakups in 519 defensive snaps over 13 games (six starts)...**Accolades:** Third-team All-ACC (Pro Football Focus).

2021: Totaled 37 tackles (0.5 for loss), two interceptions and two pass breakups over 337 snaps in 13 games (two starts)...**Accolades:** Third-Team All-Conference (Phil Steele).

2020: Credited with two tackles in 36 snaps over 10 games...made collegiate debut at Wake Forest

HIGH SCHOOL & PERSONAL: Played for Riley Dodge at Carroll High School in Southlake, Texas...A four-year starter, recorded 211 career tackles, eight interceptions and 40 passes defensed and added 61 receptions for 1,092 yards and 14 touchdowns offensively...Was also an outstanding punt returner with 29 career returns for 574 yards, a 19.8-yard average... Selected to U.S. Army All-American Bowl...Son of former Texas A&M All-American defensive back Ray Mickens, Sr.... Ray Mickens, Sr. was a third-round pick in the 1996 NFL Draft by the New York Jets, for whom he played for eight seasons, and played one year in Cleveland as well as time with the Patriots for a total of 146 career NFL games.

CAREER TRANSACTIONS

2025	Selected by Los Angeles Chargers in the sixth round (214th overall) of NFL Draft, April 26...Signed rookie contract, May 9.

TRIKWEZE BRIDGES

31 | DEFENSIVE BACK | FLORIDA
6–0 | 200 LBS | LANETT, ALA.
ACQUIRED: DRAFT 7 — 2025
EXPERIENCE: ROOKIE NFL SEASON
1ST YEAR WITH CHARGERS

COLLEGE HIGHLIGHTS

- *In his lone season at Florida, led the team with 70 tackles (38 solo) in addition to two interceptions, eight pass breakups, one tackle for loss and two forced fumbles.*
- *Spent the first five of his six collegiate seasons at Oregon, appearing in 47 games and totaling 93 tackles (56 solo), 13 passes defensed and four interceptions, three of which were during the 2022 season ranking him second among Ducks and tied for fourth in the Pac-12.*
- *Was a central figure on the defense for both Florida and Oregon making appearances in every regular-season game for 5 straight seasons, playing at both safety and wide cornerback in his final season.*

2024: Appeared in all 13 games, starting the last seven in the secondary (three at safety, five at corner)...Led the team with 70 tackles (38 solo) in addition to two interceptions, six pass breakups, one tackle-for-loss and two forced fumbles.

2023: Played in every regular-season game (13) for the fourth straight season with one start...Made 16 total tackles (7 solo), three pass breakups, a quarterback hurry and 0.5 tackles for loss.

2022: Started all 13 games... Made a career-high 49 total tackles (30 solo) and three interceptions... Three interceptions ranked second among Ducks and tied for fourth in the Pac-12... Added five pass breakups, a forced fumble and a tackle for loss... At least one tackle in 12 of 13 games with six games of five or more tackles... Played 705 total snaps on defense and 121 on special teams.

2021: Saw action in all 14 games with three starts...Recorded 26 total tackles, including 17 solo, while adding two passes defended, one interception, one forced fumble and one tackle for loss...Played 405 total snaps, 282 on defense and 123 on special teams.

2020: Appeared in all seven games and totaled a pair of tackles.

2019: Played in one game and earned a redshirt.

HIGH SCHOOL & PERSONAL: Coached by Clifford Story Jr. at Lanett High School...A three-time all-state pick....Set state career records for interceptions (36) and interceptions returned for touchdowns (13)...A USA Today first-team All-Alabama selection at defensive back following senior season...Represented Alabama in the Alabama-Mississippi All-Star Game.

CAREER TRANSACTIONS

2025	Selected by Los Angeles Chargers in the seventh round (214th overall) of NFL Draft, April 26...Signed rookie contract, May 9.

KARSEN BARNHART

GUARD
6-5 | 316 | 1st NFL SEASON
2nd YEAR WITH CHARGERS
FREE AGENT — 2024
MICHIGAN
PAW PAW, MICH.

2024: Spent the season with the Los Angeles Chargers on the practice squad.

COLLEGE: Appeared in 43 games over five seasons (2019-23) at Michigan, starting 31 games across the offensive line...Started all 15 games in 2023 to help the Wolverines to a 15-0 record and win the College Football Playoff National Championship, earning second-team All-Big Ten recognition in the process...Named the offense's most improved player in 2022.

PERSONAL: Given name Karsen Barnhart... Born in Paw Paw, Mich. ...Cousin, Derrick Mitchell, is a minor league baseball player who kicked at Western Michigan (2015-17)...Graduated from the College of Literature, Science, and the Arts with a degree in American Culture at Michigan...Pursued a Master's degree from the School of Social Work...**High School:** Attended Paw Paw High School...Was a four-year varsity starter and was named captain as a junior and senior...Ranked as the No. 15 guard and No. seven player in Michigan by 247.com...Recognized as a four-star recruit and ranked as the No. 26 offensive tackle nationally and No. 10 player in Michigan by Rivals...Earned 2018 first-team Division 4 all-state Dream Team honors by the Michigan High School Football Coaches Association...Named to 2018 *Associated Press* Division 3-4 all-state first team after earning second-team honors in 2017...Selected first-team all-conference as a junior and senior after earning second-team honors as a sophomore.

CAREER NFL TRANSACTIONS:

2024: Signed by Los Angeles Chargers as undrafted free agent, May 10...Waived by Chargers, Aug. 27...Signed by Chargers to practice squad, Aug. 28.
2025: Signed by Chargers to Reserve/Future contract, Jan. 13.

DALEVON CAMPBELL

WIDE RECEIVER
6-4 | 220 | ROOKIE
FREE AGENT — 2025
SOUTH CAROLINA
HOUSTON, TEXAS

COLLEGE: Appeared in 60 games with 21 starts over six seasons with South Carolina (2024), Nevada (2022-23) and Illinois (2019-21)...Totaled 88 receptions for 1,1471 yards (16.7 avg.) and three touchdowns...Reached the century mark twice in his career...Played in all 13 games (four starts) in 2024 and totaled 12 receptions for 312 yards (26.0 avg.).

PERSONAL: Given name is Dalevon Campbell... Born in Missouri City, Texas...Graduated from Nevada in 2024...**High School:** Attended Fort Bend Marshall High School....Caught 21 passes for 545 yards and seven touchdowns as a senior in 2018...Was a member of the Texas 5A 4×200 meter relay state championship unit that posted a school record time of 1:23.52.

CAREER NFL TRANSACTIONS:

2025: Signed by Los Angeles Chargers as undrafted free agent, May 12.

McCALLAN CASTLES

TIGHT END
6-5 | 252 | 1st NFL SEASON
2nd YEAR WITH CHARGERS
FREE AGENT — 2024
TENNESSEE
SOUTH LAKE TAHOE, CALIF.

2024: Spent the season with the Los Angeles Chargers on the practice squad.

COLLEGE: Played collegiately at California (2018), UC Davis (2020-22) and Tennessee (2023), ultimately playing in 43 games...Totaled 92 catches for 1,226 yards (13.3 avg.) and 14 TDs...Set a career high with five TD grabs with the Volunteers... Earned second-team All-Big Sky honors in back-to-back seasons with the Aggies (2021-22).

PERSONAL: Given name McCallan Castles... Born in South Lake Tahoe, Mich. ...Father, Thomas, ran track & field at UC Riverside...Mother, Alison, played basketball at Idaho State...Graduated from UC Davis with a degree in psychology... **High School:** Attended South Lake Tahoe (Calif.) High...Recorded 102 catches for 2,207 yards and 27 TDs over his final two seasons for the Vikings.

CAREER NFL TRANSACTIONS:
2024: Signed by Philadelphia Eagles as undrafted free agent, May 2...Waived by Eagles, Sept. 23...Signed by Los Angeles Chargers to practice squad, Oct. 15...Released by Chargers from practice squad, Nov. 6...Signed by Chargers to practice squad, Nov. 9...Released by Chargers from practice squad, Nov. 20...Signed by Chargers to practice squad, Nov. 26.
2025: Signed by Chargers to Reserve/Future contract, Jan. 13.

TeRAH EDWARDS

DEFENSIVE LINEMAN
6-2 | 305 | ROOKIE
FREE AGENT — 2025
ILLINOIS
COLUMBUS, OHIO

COLLEGE: Played in 43 career games with Illinois (2022-24) and Northwestern (2020-21)... Totaled 67 tackles (26 solo), eight tackles for loss, 4.0 sacks, a forced fumble and a recovery... Earned All-Big Ten Honorable Mention honors form the coaches in 2024.

PERSONAL: Given name is TeRah Edwards... Born in Groveport, Ohio...Graduated from Illinois with a degree in communication in August 2023...Earned a master's in strategic brand communication from Illinois in December 2024... **High School:** Attended Groveport Madison High School...Collected 53 tackles, seven and a half tackles for loss and 4.5 sacks to earn First-Team All-OCC, All-District, All-Metro, D1-All-State and All-Ohio honors as a senior...Lettered twice in wrestling, earning a pair of conference titles.

CAREER NFL TRANSACTIONS:
2025: Signed by Los Angeles Chargers as undrafted free agent, May 9.

JOSH FUGA

DEFENSIVE LINEMAN
6-2 | 313 | ROOKIE
FREE AGENT — 2025
VIRGINIA TECH
WOODBRIGE, VA.

COLLEGE: Competed in 61 games with 16 starts over six seasons (2019-24) with Virginia Tech... Totaled 70 tackles (20 solo), 11 tackles for loss, 4.0 sacks and eight passes defensed.

PERSONAL: Given name is Josh Fuga...Born in Woodbridge, Virginia...Son of Rosalyn and Sivatia Fuga...Majored in human development... **High School:** Attended Freedom High School... Named first-team offensive and defensive lineman and the Defensive Player of the Year by InsideNOVA...Helped lead Freedom to the Class 6 state championship game.

CAREER NFL TRANSACTIONS:
2025: Signed by Los Angeles Chargers as undrafted free agent, May 10.

LUKE GRIMM

WIDE RECEIVER
6-0 | 190 | ROOKIE
FREE AGENT — 2025
KANSAS
RAYMORE, MO.

COLLEGE: Played in 53 career games for Kansas over five seasons (2020-24)...Totaled 177 receptions for 2,472 yards (14.0 avg.) with 23 touchdowns...Also logged 15 carries for 1339 yards (9.3 avg.) and a touchdown...Named a team captain as a senior in 2024...Led Kansas in receiving as a senior with 51 receptions for 690 yards (13.5 avg.) and six touchdowns.

PERSONAL: Given name is Luke Grimm...Born in Raymore, Missouri...Son of Todd and Pepper Grimm...Has one sister, Maddi...**High School:** Attended Raymore-Peculiar High School...Played in 33 games and totaled 2,443 receiving yards and 559rushing yards...Logged 10 touchdowns as a senior in 2019...Earned Thomas A. Simone award (Most Outstanding high school football player in the Kansas City Metropolitan Area) and the Otis Taylor Award (Most Outstanding wide receiver/tight end in the Kansas City Metropolitan area).

CAREER NFL TRANSACTIONS:
2025: Signed by Los Angeles Chargers as undrafted free agent, May 9.

KYLAN GUIDRY

OUTSIDE LINEBACKER
6-4 | 240 | ROOKIE
FREE AGENT — 2025
KENTUCKY
OPELOUSAS, LA.

COLLEGE: Appeared in 28 games over three seasons (2022-24) with Western Kentucky...Compiled 99 tackles (51 solo), 13 tackles for loss, 6.0 sacks, a pass defensed, a forced fumble and a recovery...Earned Phil Steele Preseason CUSA All-Conference Third Team Defense as a redshirt senior in 2024...Played 18 games at Kilgore Junior College (2020-21) and logged 52 tackles. 5.5 sacks ad a forced fumble.

PERSONAL: Given name is Kylan Guidry...Born in Opelousas, Louisiana...**High School:** Attended Northwest High School.

CAREER NFL TRANSACTIONS:
2025: Signed by Los Angeles Chargers as undrafted free agent, May 9.

EMANY JOHNSON

LINEBACKER
6-2 | 218 | 1st NFL SEASON
2nd YEAR WITH CHARGERS
FREE AGENT — 2024
NEVADA
RICHMOND, CALIF.

2024: Spent the season on the practice squad for the Dallas Cowboys and Los Angeles Chargers.

COLLEGE: Over five seasons at Nevada (2019-23), appeared in 55 games...Totaled 196 tackles (136 solo), 5.5 tackles for loss, three INTs and 11 pass breakups...Earned first-team All-Mountain West Conference honors in 2023 after leading the team with 100 tackles and three INTs.

PERSONAL: Given name Emany Johnson...Studied communications...**High School:** Attended Hercules (Calif.) High, where he was a three-sport athlete in football, baseball and basketball...Earned first-team All-League honors from 2015-17...Recognized as team MVP for three-straight seasons.

CAREER NFL TRANSACTIONS:
2024: Signed by Dallas Cowboys as undrafted free agent, May 9...Waived by Cowboys, Aug. 27...Signed by Cowboys to practice squad, Aug. 28...Released by Cowboys from practice squad, Nov. 12...Signed by Los Angeles Chargers to practice squad, Nov. 20.
2025: Released by Chargers from practice squad, Jan. 2...Signed by Chargers to Reserve/Future contract, Jan. 13.

JAYLEN JOHNSON

WIDE RECEIVER
6-2 | 194 | 1st NFL SEASON
2nd YEAR WITH CHARGERS
EAST CAROLINA
DULUTH, GA.

2024: Saw action in the Chargers' game against New Orleans as a standard elevation.

COLLEGE: Played 22 games in two seasons at East Carolina (2022-23) after appearing in 26 games at Georgia from 2019-21...Set career highs with the Pirates in 2023 in receptions (45) and receiving yards (466) after posting a career-best four touchdown grabs in 2022...Led the team in 2023 with 268 yards after catch and ranked second on the squad with 45 catches.

PERSONAL: Given name Jaylen Johnson... Earned a bachelor's degree in communications from Georgia...Studied recreation and park management at East Carolina...**High School:** Played at Peachtree Ridge High in Suwanee, Ga. ...As a senior, totaled 36 catches for 490 yards and two TDs, earning first-team All-County and All-Region honors...Recorded 413 yards and three TDs on 33 receptions as a junior.

CAREER NFL TRANSACTIONS:
2024: Signed by Los Angeles Chargers as undrafted free agent, May 10...Waived by Chargers, Aug. 27...Signed by Chargers to practice squad, Aug. 28...Activated from practice squad (standard elevation), Oct. 26...Reverted to practice squad, Oct. 28.
2025: Signed by Chargers to Reserve/Future contract, Jan. 13.

JAYLEN JONES

SAFETY
6-1 | 203 | ROOKIE
FREE AGENT — 2025
VIRGINIA TECH
RICHMOND, VA.

COLLEGE: Appeared in 43 games with 20 starts over four seasons (2021-24) with Virginia Tech...Compiled 77 tackles (37 solo), one and a half tackles for loss...25 passes defensed, three interceptions and a forced fumble.

PERSONAL: Given name is Jaylen Jones...Born in Richmond, Virginia... Son of Erika Holliday and Rashard Jones...Majored in sports media and analytics...**High School:** Attended Thomas Jefferson High School... Earned first-team all-state and all-region honors after accumulating 76 receptions for 1,369 receiving yards and 18 TDs as a junior in 2019...Was Thomas Jefferson's first player to sign with a Power Five school since 1974.

CAREER NFL TRANSACTIONS:
2025: Signed by Los Angeles Chargers as undrafted free agent, May 9.

NASH JONES

GUARD
6-5 | 320 | ROOKIE
FREE AGENT — 2025
TEXAS STATE
DALLAS, TEXAS

COLLEGE: Started all 50 games of his college career with Texas State (2023-24) and Incarnate Word (2020-22)... 2024 All-Sun Belt Honorable Mention... Helped the Bobcats to national rankings of 5th in total offense (476.9), 8th in scoring offense (36.5) and 16th in rushing offense (208.2) as senior in 2024.

PERSONAL: Given name is Nash James Jones... Born in Nacogoches, Texas...Son of Rod and Veronica Jones...Has two brothers and a sister... Father played basketball at San Diego State... **High School:** Attended Nacogdoches High School... Helped guide the team to its first playoff berth in over 20 years as a senior in 2019...Earned All-District First-Team honors in 2019.

CAREER NFL TRANSACTIONS:
2025: Signed by Los Angeles Chargers as undrafted free agent, May 9.

JOSH KALTENBERGER

CENTER
6-6 | 308 | ROOKIE
FREE AGENT — 2025
MARYLAND
PITTSBURGH, PA.

COLLEGE: Appeared in 48 games with 15 starts for Maryland (2024) and Purdue (2021-23)... Blocked for the No. 3 passing offense in the Big Ten (275.7 ypg) in 2024...Earned Academic All-Big Ten honors in 2021 and '22.

PERSONAL: Given name is Josh Kaltenberger... Born in Pittsburgh, Pennsylvania...Son of Matt and Dana Kaltenberger...Has a sister, Gabi, and brother, Jake...**High School:** Attended Seneca Valley High School... Member of PennLive's 2019 All-Pennsylvania High School Football Team.

CAREER NFL TRANSACTIONS:
2025: Signed by Los Angeles Chargers as undrafted free agent, May 9.

STEVO KLOTZ

TIGHT END
6-4 | 260 | ROOKIE
FREE AGENT — 2025
IOWA STATE
CHASKA, MINN.

COLLEGE: Appeared in 38 games (18 starts) for Iowa State (2020-24)...Totaled 16 receptions for 149 yards (9.9 avg.) and two touchdowns... Turned in a pair of carries for 22 yards (11.0 avg.)...Earned Second Team All-Big 12 from the coaches in 2023 and '24...Earned Iowa State's Nick Bassett Perseverance Award...Spent three seasons (2020-22) as a walk-on before earning a scholarship in 2023.

PERSONAL: Given name Stevo Klotz...Born in Chaska, Minn. ...Majored in supply chain management...**High School:** Attended Chaska (Minn.) High School... Helped team finish season 12-1 and claim the Class 5A state title as a senior...Two-time all-district pick and district MVP as a senior.

CAREER NFL TRANSACTIONS:
2025: Signed by Los Angeles Chargers as undrafted free agent, May 9.

TRE'MON MORRIS-BRASH

OUTSIDE LINEBACKER
6-2 | 245 | 1st NFL SEASON
2nd YEAR WITH CHARGERS
FREE AGENT — 2024
CENTRAL FLORIDA
RICHMOND, VA.

2024: Spent the season with the Los Angeles Chargers on the practice squad.

COLLEGE: Earned first-team All-Big 12 honors in 2023 after setting career highs in tackles (56), solo stops (38), tackles for loss (20.5) and sacks (8.5), leading the conference in tackles for loss...Named first-team All-American Athletic Conference in 2022, also earning honorable mention All-AAC recognition in 2021...Appeared in 61 games at UCF from 2019-23.

PERSONAL: Given name Tre'Mon Morris-Brash...Studied communications...**High School:** Attended St. John's College High in Washington, D.C. ...Named *USA Today* Defensive Player of the Year for the District of Columbia...Earned All-Met recognition from the *Washington Post*.

CAREER NFL TRANSACTIONS:
2024: Signed by Los Angeles Chargers as undrafted free agent, May 10...Waived by Chargers, Aug. 27...Signed by Chargers to practice squad, Aug. 28.
2025: Signed by Chargers to Reserve/Future contract, Jan. 13.

RYAN NELSON

TACKLE
6-6 | 315 | ROOKIE
FREE AGENT — 2025
VIRGINIA
BUENA PARK, CALIF.

2025 (UFL): Earned All-UFL honors as the starting LT for the Michigan Panthers...Helped the Panthers appear in the UFL Championship.

2024 (UFL): Played for the Michigan Panthers, helping the team to a 7-3 record and a postseason berth in the first season after a merger between the USFL and XFL.

2023 (USFL): In his first action as a pro, helped the Michigan Panthers make the USFL playoffs.

COLLEGE: Started 49 career games over four seasons (2018-21) at Virgina...Played along the line at both T and G...Helped the Cavaliers rank No. 2 in the nation in 2021 in passing offense, averaging 392.6 yards per game...That season, the team ranked third in the country in total offense, averaging 515.8 yards per game.

PERSONAL: Given name Ryan Nelson...Father, Charles, played football at Lambuth Uniersity in Jackson, Tenn. ...Older brother, Troy, played baseball at Northwestern-St. Paul...**High School:** Attended Buena Park (Calif.) High, earning first-team All-County and Freeway League MVP in 2016 as a senior...Also was second-team All-Freeway League as a senior in basketball...In track & field, was a league finalist for the shotput and discus throw in 2016

CAREER NFL TRANSACTIONS:
2025: Signed by Los Angeles Chargers as free agent, July 17.

JORDAN OLADOKUN

CORNERBACK
6-0 | 190 | ROOKIE
FREE AGENT — 2025
BOWLING GREEN STATE
TAMPA, FLA.

COLLEGE: Appeared in 45 games with 30 starts with Bowling Green State (2022-24) and Samford (2021)...Totaled 90 tackles (67 solo), 2.5 tackles for loss, nine INTs, 33 passes defensed and a fumble recovery...Earned first-team All-MAC honors in 2024 and second-team in 2023.

PERSONAL: Given name is Jordan Oladokun... Born in Tampa, Florida...Brother, Chris, has spent the last three seasons (2022-24) with Kansas City...Majored in communication...**High School:** Earned All-State honor four times at Gaither High... Totaled 24 career INTs...Led his team to the best record in program history at 12-2, as well as a state championship...Also played basketball and baseball at Gaither, earning All-State honors in baseball.

CAREER NFL TRANSACTIONS:
2025: Signed by Los Angeles Chargers as undrafted free agent, May 9.

JORDAN PETAIA

TIGHT END
6-3 | 227 | ROOKIE
FREE AGENT — 2025
BRISBANE, QUEENSLAND, AUSTRALIA

PERSONAL: Born in Melbourne, Australia...Has appeared in a pair of Rugby World Cups (2019 in Japan and 2023 in France) for the Wallabies, becoming the youngest Australian to play at a World Cup in 2019 at 18 years old...Trained in the IPP program over 10 weeks at IMG Academy in Bradenton, Fla., culminated by showcasing his skills at a pro day at the University of South Florida on March 26, 2025...**High School:** Attended Brisbane State High School...Played wing for the 2016 1st XV Premiership team and in his final year played fullback.

CAREER NFL TRANSACTIONS:
2025: Signed by Los Angeles Chargers, April 3.

MYLES PURCHASE

CORNERBACK
5-11 | 205 | ROOKIE
FREE AGENT — 2025
IOWA STATE
DENVER, COLO.

COLLEGE: Appeared in 53 games (34 starts) over four seasons (2021-24) with Iowa State...Totaled 146 tackles (93 solo), 11.5 tackles for loss, a sack, an interception, 27 passes defensed, a forced fumble and a recovery...Earned Academic All-Big 12 First Team in 2022.

PERSONAL: Born in Denver, Colorado...Majored in communication studies...**High School:** Attended Cherry Creek High School...Three-time all-state selection...Class 5A Colorado Player of the Year and MaxPreps Colorado Player of the Year in 2020...Led team to three-straight Class 5A state championship games, winning in 2019 and 2020...Earned MVP honors of the 2020 state title game.

CAREER NFL TRANSACTIONS:
2025: Signed by Los Angeles Chargers as undrafted free agent, May 9.

GARMON RANDOLPH

OUTSIDE LINEBACKER
6-8 | 260 | ROOKIE
FREE AGENT — 2025
BAYLOR
JEFFERSON, GA.

COLLEGE: Appeared in 52 games (27 starts) over six (2019-24) with Baylor...Totaled 120 tackles (73 solo), 4.5 tackles for loss, 10.0 sacks, three interceptions, four passes defensed and a recovery...Set career highs in tackles (43) and sacks) as a redshirt junior in 2022...Recorded a pair of interceptions and returned them for a combined 27 yards as a sixth-year senior in 2024.

PERSONAL: Given name is Garmon Randolph... Born in Jefferson, Ga. ...**High School:** Attended Jefferson High School...Helped team to 8-3 record in 2018...Totaled 34 tackles and a sack as a senior in 2018...Honorable Mention All-State in 2018.

CAREER NFL TRANSACTIONS:
2025: Signed by Los Angeles Chargers as undrafted free agent, May 9.

NIKKO REED

CORNERBACK
5-10 | 180 | ROOKIE
FREE AGENT — 2025
OREGON
OAKLAND, CALIF.

COLLEGE: Played in 49 games (15 starts) with Oregon (2023-24) and Colorado (2021-22)...Earned All-Big Ten Honorable Mention by coaches and media...Compiled 64 tackles (51 solo), four tackles for loss, a sack, two interceptions and 15 passes defensed at Oregon...Registered 51 tackles (36 solo), four tackles for loss, a sack, three interceptions, 11 passes defensed and a recovery at Colorado... Recorded a 100-yard kickoff return for a touchdown as a freshman in 2021.

PERSONAL: Given name is Nikko Reed...Born in Oakland, Calif. ...Son of Maria Napitan...Has two brothers, LaDon and Khalil Hudson...**High School:** Attended Moreau Catholic High...Hauled in 13 career INTs, racking up 282 return yards and four touchdowns...Throughout high school career, tallied 2,199 all-purpose yards while rushing 43 times for 809 yards and 11 touchdowns... Added 606 yards and six touchdowns on kickoff returns, and 476 yards and a touchdown on punt returns...Also ran track and field.

CAREER NFL TRANSACTIONS:
2025: Signed by Los Angeles Chargers as undrafted free agent, May 9.

ERIC ROGERS

CORNERBACK
6-2 | 189 | ROOKIE
FREE AGENT — 2025
RUTGERS
BURLINGTON TOWNSHIP, N.J.

COLLEGE: Appeared in 39 games (23 starts) at Rutgers (2023-24) and Northern Illinois (2020-22)...Totaled 96 tackles (66 solo), two tackles for loss, a sack, three interceptions, 14 passes defensed, a pair of forced fumbles and a recovery...Blocked a punt and returned it 17 yards for a touchdown in 2023.

PERSONAL: Given name is Eric Rogers...Born in Hackensack, New Jersey...Majored in labor and employment relations...**High School:** Attended Burlington Township High School...First team all-conference selection in 2019 and second team all-conference honoree in 2018...Team captain as a senior in 2019...Totaled 60 tackles with one for loss and three pass breakups in 2019.

CAREER NFL TRANSACTIONS:
2025: Signed by Los Angeles Chargers as undrafted free agent, May 9.

RAHEIM SANDERS

RUNNING BACK
6-0 | 230 | ROOKIE
FREE AGENT — 2025
SOUTH CAROLINA
PALM BAY, FLA.

COLLEGE: Appeared in 44 games (29 starts) with South Carolina (2024) and Arkansas (2021-23)...Earned first-team All-SEC honors in 2022 and was a second-team selection in 2024...Totaled 581 carries for 3,111 yards (5.3 avg.) with 28 touchdowns...Added 76 receptions for 771 yards (10.1 avg.) and five TDs...Eclipsed the century mark 12 times with a career-high game of 232 rushing yards against Ole Miss in 2022...Earned the 2024 College Football Comeback Player of the Year award.

PERSONAL: Given name is Raheim G. Sanders...Born in Rockledge, Florida...Majored in services management...**High School:** Attended Rockledge High School...Played RB, WR and LB...Rushed for 317 yards (15.9 avg.) and four touchdowns while making 24 catches for 391 yards (16.3 avg.) with four scores in 2020...Added 237 kick return yards with a touchdown...Appeared in the state playoffs each of his final two seasons, finishing with a 7-2 record as a senior and an 8-2 record as a junior...Also competed in basketball and track and field.

CAREER NFL TRANSACTIONS:
2025: Signed by Los Angeles Chargers as undrafted free agent, May 9.

COREY STEWART

TACKLE
6-6 | 318 | ROOKIE
FREE AGENT — 2025
PURDUE
NASHVILLE, TENN.

COLLEGE: Appeared in 44 games (39 starts) for Purdue (2024) and Ball State (2020-23)...Paved the way for a Boilermakers team that had two consecutive 200-yard rushing games in 2024...Lead blocker for a pair of 1,000-yard rushers.

PERSONAL: Given name is Corey Steward...Born in Nashville, Tennessee...**High School:** Attended East Nashville Magnet High School...2019 all-city honorable mention...Team captain as a senior...Also played basketball.

CAREER NFL TRANSACTIONS:
2025: Signed by Los Angeles Chargers as undrafted free agent, May 9.

DJ UIAGALELEI

QUARTERBACK
6-4 | 252 | ROOKIE
FREE AGENT — 2025
FLORIDA STATE
INLAND EMPIRE, CALIF.

COLLEGE: Appeared in 53 games (45 starts) with Florida State (2024), Oregon State (2023) and Clemson (2002-22)...Completed 779-of-1,332 passes (58.5 pct.) for 9,384 yards and 61 touchdowns with 30 interceptions for a passer rating of 128.3...Rushed for 1,124 yards and 21 touchdowns on 380 carries (3.0 avg.).

PERSONAL: Given name is DJ Uiagalelei...Born in Inland Empire, California...Earned a degree in communication in December 2022 from Clemson... **High School:** Attended St. John Bosco...Listed as the top player in the nation by PrepStar at the time of his signing and ranked second according to Rivals.com...Named a USA Today All-American after leading his team to No. 1 ranking by MaxPreps and USA Today after guiding them to a 7A state championship in California...Played in the U.S. Army All-American Bowl...National Offensive Player of the Year and first-team All-American by USA Today in 2018 as a junior.

CAREER NFL TRANSACTIONS:
2025: Signed by Los Angeles Chargers as undrafted free agent, May 9.

SAVION WASHINGTON

TACKLE
6-9 | 340 | ROOKIE
FREE AGENT — 2025
SYRACUSE
AKRON, OHIO

COLLEGE: Appeared in 44 games (23 starts) with Syracuse (2024), Colorado (2023) and Kent State (2020-22)...Started every game for the Big Orange at right tackle, earning honorable mention All-ACC honors...Two-time ACC Offensive Lineman of the Week for his efforts against Cal and Miami.

PERSONAL: Given name is Savion Washington... Born in Akron, Ohio...**High School:** Attended St. Vincent-St. Mary's High...Helped St. Vincent-St. Mary to an 8-3 record as a senior...Named to the Akron Beacon Journal "Best of Preps" team...First team All-District and second team All-Ohio selection.

CAREER NFL TRANSACTIONS:
2025: Signed by Los Angeles Chargers as undrafted free agent, May 9...Declared Physically Unable to Perform, July 14, Waived/Failed Physical, July 22, Placed on Reserve/Physically Unable to Perform, July 23.

MARLOWE WAX

LINEBACKER
6-1 | 236 | ROOKIE
FREE AGENT — 2025
SYRACUSE
BALTIMORE, MD.

COLLEGE: Appeared in 57 games (47 starts) for Syracuse (2020-24)...totaled 338 tackles (212 solo), 42 tackles for loss, 21.0 sacks, two INTs, seven passes defensed, 10 forced fumbles, four recoveries and blocked kick...Ranks second in the Syracuse record books in forced fumbles (10) and tackles for loss (42)...Led the Big Orange in tackles in 2022 and '23...Second team All-ACC in 2023.

PERSONAL: Given name is Marlowe Eugene Wax Jr....Born in Baltimore, Maryland...Majored in psychology...**High School:** Attended Mount St. Joseph...Two-time All-MIAA "A" Conference selection...2019 *Baltimore Sun* All-Metro co-Defensive Player of the Year...Posted 111 tackles, 23 tackles for loss, five sacks, five forced fumbles, four fumble recoveries and three INts... Captained the Gaels to a 10-2 record and the 2019 MIAA "A" Conference title as a senior... Holds the Mount St. Joseph record for career rushing yardage (3,346).

CAREER NFL TRANSACTIONS:
2025: Signed by Los Angeles Chargers as undrafted free agent, May 9.

KENDALL WILLIAMSON

SAFETY
6-0 | 203 | 1st NFL SEASON
2nd YEAR WITH CHARGERS
FREE AGENT — 2024
STANFORD
SNELLVILLE, GA

2024: Spent the season on the Bolts practice squad...Was elevated three times, appearing in two games...Totaled a solo tackle and a pair of special teams tackles...**vs. Denver (Dec. 19):** Posted a tackle and contributed on special teams on *Thursday Night Football*...**at New England (Dec. 28):** Turned in a pair of special teams tackles in win to earn the Bolts a postseason nod.

COLLEGE: Over five seasons (2018-22) at Stanford, started 38-of-49 career games.. Won the Tommy Vardell Award in 2021, which recognizes the Stanford player that excels in both academics and athletics...Totaled 203 tackles (140 solo), 10.5 tackles for loss, a sack, an INT, 14 passes defensed, two forced fumbles and a recovery...As a senior, finished third on the team with 50 tackles...Ranked third on the squad in 2021 with 66 tackles, including 44 solo.

PERSONAL: Given name Kendall Tyler Williamson...Brother, Chris, played football at Florida and Minnesota...**High School:** Attended Brookwood (Ga.) High...Was a team captain and was recognized in 2017 as a second-team All-State honoree by the *Georgia Sports Writers Association*...Also ran track & field.

CAREER NFL TRANSACTIONS:
2023: Signed by Chicago Bears in the seventh round (258th overall) of the NFL Draft, April 29... Signed rookie contract, May 5...Waived by Bears, Aug. 29...Signed by Bears to practice squad, Aug. 30.
2024: Signed by Buffalo Bills to Reserve/Future contract, Jan. 19...Waived by Bills, Aug. 27... Signed by Los Angeles Chargers to practice squad, Oct. 30...Activated from practice squad (standard elevation), Dec. 7...Reverted to practice squad, Dec. 9...Activated from practice squad (standard elevation), Dec. 19...Reverted to practice squad, Dec. 20...Activated from practice squad (standard elevation), Dec. 27...Reverted to practice squad, Dec. 30.
2025: Signed by Chargers to Reserve/Future contract, Jan. 13.

2024 IN REVIEW

CAMERON DICKER
K

2024 FINAL REGULAR-SEASON STATISTICS

(11-6 Overall) Second AFC West - Jim Harbaugh
Home (5-3); Away (6-3)

Date	W/L	Score	Opponent	Att.
09/08	W	22-10	Las Vegas Raiders	70,240
09/15	W	26-3	at Carolina Panthers	70,145
09/22	L	10-20	at Pittsburgh Steelers	66,734
09/29	L	10/17	Kansas City Chiefs	70,240
10/13	W	23-16	at Denver Broncos	70,743
10/21	L	15-17	at Arizona Cardinals	64,357
10/27	W	26-8	New Orleans Saints	70,240
11/03	W	27-10	at Cleveland Browns	67,431
11/10	W	27-17	Tennessee Titans	68,796
11/17	W	34-27	Cincinnati Bengals	70,240
11/25	L	23-30	Baltimore Ravens	70,240
12/01	W	17-13	at Atlanta Falcons	72,139
12/08	L	17-19	at Kansas City Chiefs	73,571
12/15	L	17-40	Tampa Bay Buccnaeers	69,496
12/19	W	34-27	Denver Broncos	70,240
12/28	W	40-7	at New England Patriots	64,628
01/05	W	34-20	at Las Vegas Raiders	61,352
AFC Wild Card Playoffs				
01/11	L	12-32	at Houston Texans	71,408

Team Statistics	Chargers	Opponent
TOTAL FIRST DOWNS	316	311
Rushing	110	108
Passing	176	170
Penalty	30	33
3rd Down: Made/Att	89/221	80/224
3rd Down Pct.	40.3%	35.7%
4th Down: Made/Att	10/16	18/29
4th Down Pct.	62.5%	62.1%
TOTAL NET YARDS	5,511	5,514
Avg. Per Game	324.2	324.4
Total Plays	1,017	1,037
Avg. Per Play	5.4	5.3
NET YARDS RUSHING	1,882	1,997
Avg. Per Game	110.7	117.5
Total Rushes	463	426
NET YARDS PASSING	3,629	3,517
Avg. Per Game	213.5	206.9
Sacked/Yards Lost	44/272	46/245
Gross Yards	3,901	3,762
Attempts/Completions	510/336	565/367
Completion Pct.	65.9%	65.0%
Had Intercepted	3	15
PUNTS/AVERAGE	72/46.7	73/49.9
NET PUNTING AVG.	41.9	45.2
PENALTIES/YARDS	96/718	101/869
FUMBLES/BALL LOST	20/6	11/6
TOUCHDOWNS	41	31
Rushing	17	7
Passing	23	24
Returns	1	0
TIME OF POSSESSION	30:40	29:20

Score by Quarters	Q1	Q2	Q3	Q4	OT	PTS.
Chargers	87	140	73	102	0	402
Opponents	46	88	61	106	0	301

Scoring	TD	RU	PA	RT	PAT	FG	2Pt	PTS.
C.Dicker	0	0	0	0	33/36	39/42	0	150
J.Dobbins	9	9	0	0	0/0	0/0	0	54
Q.Johnston	8	0	8	0	0/0	0/0	0	48
L.McConkey	7	0	7	0	0/0	0/0	1	44
G.Edwards	4	4	0	0	0/0	0/0	0	24
H.Haskins	3	2	1	0	0/0	0/0	0	18
D.Davis	2	0	2	0	0/0	0/0	0	12
W.Dissly	2	0	2	0	0/0	0/0	0	12
J.Herbert	2	2	0	0	0/0	0/0	0	12
J.Palmer	1	0	1	0	0/0	0/0	2	10
D.Chark	1	0	1	0	0/0	0/0	0	6
T.Still	1	0	0	1	0/0	0/0	0	6
K.Vidal	1	0	1	0	0/0	0/0	0	6
Chargers	**41**	**17**	**23**	**1**	**33/36**	**39/42**	**3**	**402**
Opponents	31	7	24	0	29/29	28/37	0	301

2-Pt. Conversions: J.Palmer 2, L.McConkey; **Chargers 3-5**, Opponents 0-2.

Sacks: T.Tuipulotu 8.5, K.Mack 6.0, B.Dupree 6.0, D.James 5.5, J.Bosa 5.0, M.Fox 3.5, P.Ford 3.0, T.Dye 1.5, D.Perryman 1.0, S.Matlock 1.0, D.Henley 1.0, A.Gilman 1.0, Team 1.0, T.Still 0.5, C.Hart 0.5. **Chargers 45.0**, Opponents 44.0.

Special Teams Tackles (TT-T-A): Niemann 11-6-5, Haskins 6-2-4, Quarterman 6-5-1, Dye 5-3-2, Henley 5-2-3, Finley 4-2-2, Leonard 4-3-1, Tuipulotu 4-4-0, Bootle 3-2-1, Molden 3-3-0, Smartt 3-2-1, Dicker 2-2-0, Fehoko 2-1-1, Maye 2-2-0, Williamson 2-1-1, Colson 1-0-1, Fisk 1-1-0, Harris 1-0-1, Hart 1-1-0, Murphy 1-0-1, Taylor 1-0-1.

Rushing	No.	Yds.	Avg.	Long	TD
J.Dobbins	195	905	4.6	61	9
G.Edwards	101	365	3.6	43	4
J.Herbert	69	306	4.4	41	2
K.Vidal	43	155	3.6	19	0
H.Haskins	34	89	2.6	12	2
D.Davis	12	39	3.3	10	0
T.Heinicke	2	20	10.0	12	0
Q.Johnston	3	6	2.0	4	0
J.Scott	1	0	0.0	0	0
J.Reagor	3	-3	-1.0	1	0
Chargers	**463**	**1882**	**4.1**	**61**	**17**
Opponents	426	1997	4.7	54	7

Receiving	No.	Yds.	Avg.	Long	TD
L.McConkey	82	1149	14.0	60t	7
Q.Johnston	55	711	12.9	66t	8
J.Palmer	39	584	15.0	45	1
W.Dissly	50	481	9.6	29t	2
S.Smartt	16	208	13.0	31	0
J.Dobbins	32	153	4.8	15	0
D.Davis	13	112	8.6	23t	2
S.Fehoko	6	106	17.7	30	0
J.Reagor	7	100	14.3	41	0
H.Hurst	8	73	9.1	27	0
K.Vidal	5	62	12.4	38t	1
H.Haskins	3	49	16.3	34t	1
T.Fisk	7	39	5.6	10	0
D.Chark	4	31	7.8	12	1
S.Matlock	4	28	7.0	10	0
E.Tomlinson	2	9	4.5	7	0
G.Edwards	3	6	2.0	3	0
Chargers	**336**	**3901**	**11.6**	**66t**	**23**
Opponents	367	3762	10.3	60	24

Interceptions	No.	Yds.	Avg.	Long	TD
T.Still	4	85	21.3	61t	1
E.Molden	3	28	9.3	25	0
K.Fulton	1	29	29.0	29	0
A.Gilman	1	18	18.0	18	0
D.Henley	1	4	4.0	4	0
T.Tart	1	4	4.0	4	0
P.Ford	1	3	3.0	3	0
D.James	1	2	2.0	2	0
B.Dupree	1	0	0.0	0	0
M.Maye	1	0	0.0	0	0
Chargers	**15**	**173**	**11.5**	**61t**	**1**
Opponents	3	17	5.7	17	0

Punting	No.	Yds.	Avg.	Net	TB	I-20	Lg.	B
J.Scott	72	3362	46.7	41.9	4	28	67	0
Chargers	**72**	**3362**	**46.7**	**41.9**	**4**	**28**	**67**	**0**
Opponents	73	3642	49.9	45.2	4	40	64	0

Punt Returns	Ret.	FC	Yds.	Avg.	Lg.	TD
D.Davis	19	22	235	12.4	53	0
L.McConkey	3	8	28	9.3	12	0
J.Reagor	0	1	0	—	0	0
Chargers	**22**	**31**	**263**	**12.0**	**53**	**0**
Opponents	28	24	268	9.6	21	0

Kickoff Returns	Ret.	Yds.	Avg.	Long	TD
D.Davis	19	54	27.6	56	0
H.Haskins	1	35	35.0	35	0
J.Reagor	1	22	22.0	22	0
Chargers	**21**	**581**	**27.7**	**56**	**0**
Opponents	26	743	28.6	41	0

Field Goals	1-19	20-29	30-39	40-49	50+
C.Dicker	1/1	9/9	9/9	11/12	9/11
Chargers	**1/1**	**9/9**	**9/9**	**11/12**	**9/11**
Opponents	0/0	5/5	10/11	11/15	2/6

Dicker: (53G, 25G, 24G) (46G, 42G) (28G) (50G, 55N) (20G, 33G, 46G) (59G, 50G, 28G, 47G, 40G) (46G, 29G) (44N) (21G, 37G) (19G, 53G) (42G, 52G, 52G) (45G, 51G, 34G) (37G) (41G) (37G, 57G) (27G, 38G, 41G, 35G) (51N, 33G, 32G, 49G, 20G).

Defensive Tackles (TT-T-A-SK-TFL-QB Hits-INT-PD-FF-FR): Henley 142-82-60-1-7-3-1-8-0-0, James 93-60-33-5.5-10-6-1-7-0-1, Molden 72-40-32-0-2-0-3-7-0-2, Still 62-45-17-0.5-1-1-4-10-0-0, Perryman 55-39-16-1-2-3-0-0-0-0, Dye 52-31-21-1.5-2-2-0-0-0-0, Fulton 51-39-12-0-3-0-1-7-0-0, Gilman 50-34-16-1-1-0-1-4-0-0, Ford 39-24-15-3-8-9-1-5-0-0, Mack 39-20-19-6-6-15-0-9-2-1, Tuipulotu 38-22-16-8.5-11-17-0-2-1-0, Ogbonnia 37-14-23-0-0-3-0-0-0-0, Hart 36-27-9-0.5-0-2-0-7-1-0, Tart 29-15-14-1-5-5-1-2-1-1, Colson 28-15-13-0-0-1-0-1-0-0, Dupree 28-18-10-6-6-10-1-2-1-0, Fox 27-19-8-3.5-4-6-0-1-0-0, Jefferson 27-17-10-0-1-0-0-0-0-0, Bosa 22-17-5-5-13-0-0-2-0, Taylor, 21-12-9-0-1-1-0-5-0-1, Samuel 13-11-2-0-0-0-2-0-0, Maye 10-4-6-0-0-0-1-2-0-0, Niemann 10-5-5-0-0-0-0-1-0-0, Matlock 7-2-5-1-1-1-0-1-0-0, Finley 6-4-2-0-0-0-0-0-0-0, Leonard 4-3-1-0-1-0-0-3-0-0, Apple 2-2-0-0-0-0-0-0-1-0-0, Eboigbe 2-1-1-0-0-0-0-0-0-0, Murphy 1-1-0-0-0-0-0-0-0-0-0, Williamson 1-1-0-0-0-0-0-0-0-0.

Passing	Att.	Comp.	Yds.	Comp.%	Yds./Att.	TD	TD%	Int.	Int.%	Long	Sack/Lost	Rating
J.Herbert	504	332	3870	65.9%	7.7	23	4.6%	3	0.6%	66t	41/244	101.7
T.Heinicke	5	3	28	60.0%	5.6	0	0.0%	0	0.0%	18	3/28	75.4
J.Scott	1	1	3	100.0%	3.0	0	0.0%	0	0.0%	3	0/0	79.2
Team	**510**	**336**	**3901**	**65.9%**	**7.6**	**23**	**4.5%**	**3**	**0.6%**	**66t**	**44/272**	**101.4**
Opponents	565	367	3762	65.0%	6.7	24	4.2%	15	2.7%	60	46/245	87.1

2024 REGULAR-SEASON DEFENSIVE STATISTICS

Official Press Box Totals — Confirmed by league review.

	— Tackles —									— Fumbles —	
Player	**Total**	**Solo**	**Asst.**	**Sacks**	**Yards**	**TFLs**	**QB Hits**	**Interceptions**	**Passes Def.**	**Forced**	**Recoveries**
Daiyan Henley	142	82	60	1	1	7	3	1	8	-	-
Derwin James	93	60	33	5.5	35	10	6	1	7	-	1
Elijah Molden	72	40	32	-	-	2	-	3	7	-	2
Tarheeb Still	62	45	17	0.5	4.5	1	1	4	10	-	-
Denzel Perryman	55	39	16	1	7	2	3	-	-	-	-
Troy Dye	52	31	21	1.5	9.5	2	2	-	-	-	-
Kristian Fulton	51	39	12	-	-	3	-	1	7	-	-
Alohi Gilman	50	34	16	1	-	1	-	1	4	-	-
Poona Ford	39	24	15	3	19	8	9	1	5	-	-
Khalil Mack	39	20	19	6	40	6	15	-	9	2	1
Tuli Tuipulotu	38	22	16	8.5	20.5	11	17	-	2	1	-
Otito Ogbonnia	37	14	23	-	-	-	3	-	-	-	-
Cam Hart	36	27	9	0.5	0.5	-	2	-	7	1	-
Teair Tart	29	15	14	1	11	5	5	1	2	1	1
Bud Dupree	28	18	10	6	30	6	10	1	2	1	-
Junior Colson	28	15	13	-	-	-	1	-	1	-	-
Morgan Fox	27	19	8	3.5	27	4	6	-	1	-	-
Tony Jefferson	27	17	10	-	-	1	-	-	-	-	-
Joey Bosa	22	17	5	5	24	5	13	-	-	2	-
Ja'Sir Taylor	21	12	9	-	-	1	1	-	5	-	1
Asante Samuel	13	11	2	-	-	-	-	-	2	-	-
Nick Niemann	10	5	5	-	-	-	-	-	1	-	-
Marcus Maye	10	4	6	-	-	-	-	1	2	-	-
Scott Matlock	7	2	5	1	6	1	1	-	1	-	-
A.J. Finley	6	4	2	-	-	-	-	-	-	-	-
Deane Leonard	4	3	1	-	-	1	-	-	3	-	-
Eli Apple	2	2	0	-	-	-	-	-	1	-	-
Justin Eboigbe	2	1	1	-	-	-	-	-	-	-	-
Kendall Williamson	1	1	0	-	-	-	-	-	-	-	-
Caleb Murphy	1	1	0	-	-	-	-	-	-	-	-
Totals	**1,004**	**624**	**380**	**45**	**235**	**77**	**98**	**15**	**87**	**8**	**6**
Defensive Backs	*448*	*299*	*149*	*7.5*	*40*	*20*	*10*	*11*	*55*	*1*	*4*
Linebackers	*288*	*173*	*115*	*3.5*	*17.5*	*11*	*9*	*1*	*10*	*0*	*0*
Outside Linebackers	*127*	*77*	*50*	*25.5*	*114.5*	*28*	*55*	*1*	*13*	*6*	*1*
Defensive Line	*141*	*75*	*66*	*8.5*	*63*	*18*	*24*	*2*	*9*	*1*	*1*

REGULAR SEASON RANKINGS

LOS ANGELES CHARGERS (Team)

Category	NFL	AFC
Turnover Margin (12)	T-3	3
Points Scored (17.7)	11	5
Points Allowed (17.6)	1	1
Total Offense (324.2)	20	8
Rushing (110.7)	17	8
Passing (213.5)	19	8
Total Defense (3244)	11	8
vs. Rush (117.5)	14	9
vs. Pass (206.9)	7	4
Third-Down Offense (40.27%)	11	5
Third-Down Defense (35.71%)	5	2
Red-Zone Offense (56.00%)	20	7
Red-Zone Defense (45.00%)	1	1

LOS ANGELES CHARGERS (Individual)

Category	NFL	AFC
Passing		
Rating: Justin Herbert (101.7)	7	3
Yards: Justin Herbert (3,870)	9	5
Touchdowns: Justin Herbert (23)	12	7
Rushing		
Attempts: J.K. Dobbins (195)	24	12
Yards: J.K. Dobbins (905)	22	10
Touchdowns: J.K. Dobbins (9)	14	6
Receiving		
Receptions: Ladd McConkey (82)	T-19	10
Yards: Ladd McConkey (1,149)	10	5
Touchdowns: Quentin Johnston (8)	T-13	T-7
Defense		
Total Tackles: Daiyan Henley (142)	T-11	T-8
Solo Tackles: Daiyan Henley (82)	T-10	7
INTs: Tarheeb Still (4)	T-10	T-6
Sacks: Tuli Tuipulotu (8.5)	T-22	T-14

SPECIAL TEAMS TACKLES

Player	Total Tackles
Nick Niemann	11
Hassan Haskins	6
Shaquille Quarterman	6
Troy Dye	5
Daiyan Henley	5
A.J. Finley	4
Deane Leonard	4
Tuli Tuipulotu	4
Dicaprio Bootle	3
Elijah Molden	3
Stone Smartt	3
Cameron Dicker	2
Simi Fehoko	2
Marcus Maye	2
Kendall Williamson	2
Junior Colson	1
Tucker Fisk	1
Josh Harris	1
Cam Hart	1
Caleb Murphy	1
Ja'Sir Taylor	1
Totals	**68**

2024 PLAYER PARTICIPATION

2024 Season	1	2	3	4	6	7	8	9	10	11	12	13	14	15	16	17	18	Season Totals			
Player	**LV**	**at CAR**	**at PIT**	**KC**	**at DEN**	**at ARI**	**NO**	**at CLE**	**TEN**	**CIN**	**BAL**	**at ATL**	**at KC**	**TB**	**DEN**	**at NE**	**at LV**	**GP**	**GS**	**DNP**	**INA**
Alt, Joe	**RT**	**RT**	**RT**	INA	**RT**	**RT**	**RT**	**RT**	**RT**	**RT**	**RT**	**RT**	**RT**	**RT**	**RT**	**RT**	**RT**	16	16	0	1
Apple, Eli	—	—	—	—	—	PS	PS	SUB	SUB	SUB	SUB	IR	IR	IR	IR	IR	IR	4	0	0	0
Barnhart, Karsen	PS	PS	PS	PS	PS	PS	PS	PS	PS	PS	PS	PS	PS	PS	PS	PS	PS	0	0	0	0
Benson, Luke	PS	PS	PS	PS	—	—	—	—	—	—	—	—	—	—	—	—	—	0	0	0	0
Bootle, Dicaprio	—	PS	PS	PS	SUB	SUB	SUB	SUB	SUB	—	PS	SUB	PS	PS	SUB	PS	PS	7	0	0	0
Bosa, Joey	**OLB**	**OLB**	**OLB**	INA	INA	INA	SUB	SUB	SUB	**OLB**	**OLB**	**OLB**	**OLB**	**OLB**	SUB	**OLB**	SUB	14	9	0	3
Bozeman, Bradley	**C**	**C**	**C**	**C**	**C**	**C**	**C**	**C**	**C**	**C**	**C**	**C**	**C**	**C**	**C**	**C**	**C**	17	17	0	0
Chark Jr., DJ	IR	IR	IR	IR	IR	IR	IR	INA	SUB	INA	INA	SUB	SUB	SUB	SUB	SUB	SUB	7	0	0	3
Collins, Chris	IR	IR	IR	IR	IR	IR	IR	IR	IR	IR	IR	IR	IR	IR	IR	IR	IR	0	0	0	0
Colson, Junior	SUB	SUB	INA	INA	SUB	SUB	SUB	SUB	IR	IR	IR	IR	SUB	SUB	SUB	SUB	**LB**	11	1	0	2
Daniels, Braden	—	—	—	PS	—	—	—	—	—	—	—	—	—	—	—	—	—	0	0	0	0
Davis, Derius	SUB	**WR**	SUB	SUB	SUB	INA	INA	SUB	SUB	SUB	SUB	**WR**	SUB	SUB	SUB	SUB	SUB	15	2	0	2
Dicker, Cameron	SUB	SUB	SUB	SUB	SUB	SUB	SUB	SUB	SUB	SUB	SUB	SUB	SUB	SUB	SUB	SUB	SUB	17	0	0	0
Dissly, Will	**TE**	**TE**	**TE**	**TE**	SUB	SUB	**TE**	**TE**	**TE**	SUB	SUB	SUB	SUB	INA	INA	SUB	**TE**	15	8	0	2
Dobbins, J.K.	SUB	**RB**	**RB**	**RB**	**RB**	**RB**	**RB**	**RB**	SUB	SUB	**RB**	IR	IR	IR	IR	**RB**	**RB**	13	11	0	0
Dupree, Bud	SUB	SUB	SUB	SUB	SUB	SUB	SUB	SUB	SUB	SUB	SUB	SUB	SUB	SUB	SUB	SUB	SUB	17	0	0	0
Dye, Troy	SUB	SUB	SUB	SUB	SUB	SUB	SUB	SUB	SUB	SUB	**LB**	**LB**	**LB**	**LB**	SUB	**LB**	SUB	17	5	0	0
Eboigbe, Justin	INA	INA	INA	DNP	DNP	SUB	INA	INA	INA	SUB	SUB	SUB	INA	INA	SUB	INA	INA	5	0	2	10
Edwards, Gus	**RB**	SUB	SUB	SUB	IR	IR	IR	IR	SUB	**RB**	SUB	**RB**	**RB**	**RB**	**RB**	INA	INA	11	6	0	2
Fehoko, Simi	SUB	SUB	SUB	SUB	SUB	**WR**	**WR**	SUB	IR	IR	IR	IR	IR	IR	IR	IR	IR	8	2	0	1
Finley, AJ	SUB	SUB	SUB	SUB	SUB	SUB	SUB	SUB	SUB	SUB	—	—	—	—	—	—	—	10	0	0	0
Fisk, Tucker	PS	PS	PS	PS	PS	PS	PS	PS	SUB	**TE**	**TE**	**TE**	**TE**	SUB	SUB	**TE**	SUB	9	5	0	0
Fitzpatrick, Dez	PS	PS	PS	PS	PS	PS	PS	PS	PS	PS	PS	PS	PS	PS	PS	PS	SUB	1	0	0	0
Ford, Poona	**DL**	**DL**	**DL**	**DL**	**DL**	**DL**	**DL**	**DL**	**DL**	**DL**	**DL**	**DL**	**DL**	**DL**	**DL**	**DL**	**DL**	17	17	0	0
Fox, Morgan	SUB	SUB	SUB	SUB	SUB	**DL**	SUB	SUB	SUB	SUB	SUB	SUB	SUB	SUB	SUB	**DL**	SUB	17	3	0	0
Fulton, Kristian	**CB**	**CB**	**CB**	**CB**	**CB**	SUB	**CB**	INA	INA	**CB**	**CB**	**CB**	**CB**	**CB**	**CB**	**CB**	**CB**	15	14	0	2
Gilman, Alohi	**S**	INA	**S**	**S**	**S**	**S**	**S**	**S**	**S**	**S**	**S**	IR	IR	IR	IR	IR	**S**	11	11	0	1
Harris, Josh	SUB	SUB	SUB	SUB	SUB	SUB	SUB	SUB	SUB	SUB	SUB	SUB	SUB	SUB	SUB	SUB	SUB	17	0	0	0
Hart, Cam	SUB	SUB	SUB	SUB	**CB**	**CB**	**CB**	**CB**	**CB**	**CB**	INA	INA	SUB	SUB	INA	SUB	SUB	14	6	0	3
Haskins, Hassan	SUB	SUB	SUB	SUB	SUB	SUB	SUB	SUB	SUB	SUB	SUB	SUB	SUB	SUB	SUB	SUB	SUB	17	0	0	0
Heinicke, Taylor	INA	INA	SUB	DNP	DNP	DNP	DNP	DNP	DNP	DNP	DNP	DNP	SUB	SUB	DNP	SUB	DNP	4	0	11	2
Henley, Daiyan	**LB**	**LB**	**LB**	**LB**	**LB**	**LB**	**LB**	**LB**	**LB**	**LB**	**LB**	**LB**	**LB**	**LB**	**LB**	**LB**	**LB**	17	17	0	0
Herbert, Justin	**QB**	**QB**	**QB**	**QB**	**QB**	**QB**	**QB**	**QB**	**QB**	**QB**	**QB**	**QB**	**QB**	**QB**	**QB**	**QB**	**QB**	17	17	0	0
Hinton, Christopher	PS	PS	PS	PS	PS	PS	PS	PS	PS	PS	PS	PS	PS	PS	PS	PS	PS	0	0	0	0
Hurst, Hayden	SUB	**TE**	SUB	SUB	**TE**	INA	INA	SUB	SUB	INA	IR	IR	IR	IR	SUB	INA	SUB	9	2	0	4
Jackson, Eddie	—	—	—	—	—	—	—	—	—	—	—	—	—	—	—	SUB	SUB	2	0	0	0
Jaimes, Brenden	SUB	SUB	SUB	SUB	SUB	INA	SUB	INA	SUB	INA	INA	INA	INA	INA	INA	SUB	SUB	9	0	0	8
James Jr., Derwin	**S**	**S**	**S**	SUS	**S**	**S**	**S**	**S**	**S**	**S**	**S**	**S**	**S**	**S**	**S**	**S**	**S**	16	16	0	0
Jean-Baptiste, Jeremiah	PS	PS	PS	PS	PS	PS	PS	PS	PS	PS	PS	INA	PS	PS	PS	PS	PS	0	0	0	1
Jefferson, Tony	PS	SUB	PS	SUB	INA	PS	PS	PS	PS	PS	SUB	**S**	INA	**S**	**S**	**S**	SUB	8	4	0	2
Johnson, Jaylen	PS	PS	PS	PS	PS	PS	SUB	PS	PS	PS	PS	PS	PS	PS	PS	PS	PS	1	0	0	0
Johnson, Zion	**LG**	**LG**	**LG**	**LG**	**LG**	**LG**	**LG**	**LG**	**LG**	**LG**	**LG**	**LG**	**LG**	**LG**	**LG**	**LG**	**LG**	17	17	0	0
Johnston, Quentin	SUB	**WR**	**WR**	**WR**	**WR**	INA	INA	**WR**	**WR**	**WR**	**WR**	SUB	SUB	**WR**	SUB	**WR**	**WR**	15	11	0	2
Leatherwood, Alex	PS	PS	PS	PS	PS	PS	PS	PS	PS	PS	PS	PS	PS	—	—	—	—	0	0	0	0
Leonard, Deane	SUB	SUB	SUB	INA	SUB	IR	IR	IR	IR	IR	SUB	SUB	SUB	SUB	SUB	SUB	SUB	11	0	0	1
Lynch, Blake	—	—	—	SUB	PS	—	—	—	—	—	—	—	—	—	—	—	—	1	0	0	0
Mack, Khalil	**OLB**	**OLB**	**OLB**	**OLB**	**OLB**	**OLB**	**OLB**	**OLB**	**OLB**	INA	**OLB**	**OLB**	**OLB**	**OLB**	**OLB**	**OLB**	**OLB**	16	16	0	1
Matlock, Scott	**FB**	SUB	**FB**	**FB**	**FB**	SUB	SUB	**FB**	SUB	SUB	**FB**	**FB**	**FB**	SUB	**FB**	**FB**	**FB**	17	11	0	0
Maye, Marcus	—	—	—	—	—	—	—	—	—	—	—	SUB	**S**	SUB	SUB	IR	IR	4	1	0	0
McConkey, Ladd	**WR**	SUB	**WR**	**WR**	**WR**	**WR**	**WR**	**WR**	**WR**	**WR**	SUB	**WR**	INA	**WR**	**WR**	**WR**	**WR**	16	14	0	1
McFadden, Jordan	INA	INA	INA	SUB	INA	INA	INA	INA	INA	INA	INA	INA	INA	INA	INA	INA	INA	1	0	0	16
McLellan, Tyler	IR	IR	IR	IR	IR	IR	IR	IR	IR	IR	IR	IR	IR	IR	IR	IR	IR	0	0	0	0
Molden, Elijah	SUB	**S**	**3S**	**S**	SUB	SUB	**3S**	**3S**	**3S**	**3S**	**3S**	**3S**	**3S**	**3S**	INA	**3S**	IR	15	12	0	1
Morris-Brash, Tre'Mon	PS	PS	PS	PS	PS	PS	PS	PS	PS	PS	PS	PS	PS	PS	PS	PS	PS	0	0	0	0
Murphy, Caleb	—	—	—	—	—	—	—	PS	SUB	SUB	SUB	PS	PS	PS	PS	PS	PS	3	0	0	0
Mustipher, Sam	PS	PS	PS	**RG**	PS	SUB	PS	SUB	SUB	SUB	SUB	SUB	SUB	SUB	SUB	SUB	SUB	12	1	0	0
Niemann, Nick	IR/DFR	IR/DFR	IR/DFR	IR/DFR	SUB	SUB	SUB	SUB	SUB	SUB	SUB	SUB	SUB	SUB	SUB	SUB	SUB	13	0	0	0
Ogbonnia, Otito	**DL**	**DL**	**DL**	**DL**	**DL**	**DL**	**DL**	**DL**	**DL**	**DL**	**DL**	**DL**	**DL**	**DL**	**DL**	**DL**	**DL**	17	17	0	0
Okoye, CJ	PS	PS	PS	PS	PS	PS	PS	PS	PS	PS	PS	PS	PS	PS	PS	PS	PS	0	0	0	0
Palmer, Joshua	**WR**	SUB	INA	SUB	SUB	**WR**	**WR**	SUB	SUB	**WR**	**WR**	SUB	**WR**	SUB	**WR**	SUB	INA	15	7	0	2
Patterson, Jaret	PS	PS	PS	PS	PS	PS	PS	PS	PS	PS	PS	PS	SUB	PS	PS	PS	PS	1	0	0	0
Perryman, Denzel	**LB**	**LB**	**LB**	**LB**	**LB**	**LB**	**LB**	**LB**	**LB**	**LB**	INA	INA	INA	INA	**LB**	INA	INA	11	11	0	6
Pipkins III, Trey	**RG**	**RG**	**RG**	**RT**	**RG**	**RG**	**RG**	**RG**	INA	**RG**	**RG**	**RG**	**RG**	**RG**	**RG**	INA	**RT**	15	15	0	2
Quarterman, Shaquille	SUB	SUB	SUB	PS	—	—	—	—	—	SUB	SUB	SUB	SUB	SUB	INA	SUB	SUB	10	0	0	1
Reagor, Jalen	—	—	—	PS	PS	SUB	SUB	SUB	**WR**	SUB	SUB	SUB	**WR**	IR	IR	IR	IR	8	2	0	0
Rice, Brenden	INA	INA	SUB	SUB	INA	SUB	DNP	IR	IR	IR	IR	IR	IR	IR	IR	IR	IR	3	0	1	3
Rumph II, Chris	IR	IR	IR	IR	IR	IR	IR	IR	IR	IR	IR	IR	IR	IR	IR	IR	IR	0	0	0	0
Salyer, Jamaree	SUB	SUB	SUB	**LT**	SUB	SUB	SUB	SUB	**RG**	SUB	SUB	SUB	SUB	SUB	SUB	**RG**	**RG**	17	4	0	0
Samuel Jr., Asante	**CB**	**CB**	**CB**	**CB**	IR	IR	IR	IR	IR	IR	IR	IR	IR	IR	IR	IR	IR	4	4	0	0
Sarell, Foster	DNP	DNP	DNP	SUB	SUB	DNP	DNP	DNP	SUB	SUB	SUB	SUB	SUB	SUB	SUB	SUB	SUB	11	0	6	0
Scott, JK	SUB	SUB	SUB	SUB	SUB	SUB	SUB	SUB	SUB	SUB	SUB	SUB	SUB	SUB	SUB	SUB	SUB	17	0	0	0
Shelton, Nehemiah	—	PS	PS	—	PS	—	—	—	—	—	—	—	—	—	—	—	—	0	0	0	0
Shenault, Laviska	—	—	—	—	—	—	—	—	—	—	—	—	PS	**WR**	PS	PS	PS	1	1	0	0
Slater, Rashawn	**LT**	**LT**	**LT**	INA	**LT**	**LT**	**LT**	**LT**	**LT**	**LT**	**LT**	**LT**	**LT**	**LT**	**LT**	**LT**	INA	15	15	0	2
Smartt, Stone	SUB	SUB	SUB	SUB	SUB	SUB	SUB	INA	INA	SUB	SUB	SUB	SUB	**TE**	**TE**	SUB	SUB	15	2	0	2
Stick, Easton	DNP	DNP	DNP	DNP	INA	INA	INA	INA	INA	INA	INA	INA	INA	INA	INA	INA	INA	0	0	4	13
Still, Tarheeb	INA	INA	INA	**3CB**	**CB**	**CB**	SUB	**CB**	**CB**	SUB	**CB**	**CB**	**CB**	**CB**	**CB**	**CB**	**CB**	14	12	0	3
Tart, Teair	SUB	SUB	SUB	SUB	SUB	SUB	SUB	SUB	SUB	SUB	SUB	SUB	SUB	SUB	SUB	SUB	SUB	17	0	0	0
Taylor, Ja'Sir	**3CB**	**3CB**	SUB	INA	INA	SUB	SUB	SUB	SUB	SUB	SUB	SUB	SUB	SUB	SUB	SUB	SUB	15	2	0	2
Tomlinson, Eric	SUB	SUB	SUB	SUB	SUB	**TE**	SUB	SUB	PS	PS	PS	PS	PS	SUB	PS	PS	PS	9	1	0	0
Tuipulotu, Tuli	SUB	SUB	SUB	**OLB**	**OLB**	**OLB**	**OLB**	**OLB**	**OLB**	**OLB**	SUB	SUB	SUB	SUB	**OLB**	SUB	**OLB**	17	11	0	0
Wade, Shaun	PS	PS	PS	PS	PS	DNP	PS	PS	PS	PS	PS	PS	PS	PS	PS	PS	PS	0	0	1	0
Williams, Bucky	IR	IR	IR	IR	IR	IR	IR	IR	IR	IR	IR	IR	IR	IR	IR	IR	IR	0	0	0	0
Williamson, Kendall	—	—	—	—	—	—	—	PS	PS	PS	PS	PS	DNP	PS	SUB	SUB	PS	2	0	1	0
Vidal, Kimani	INA	INA	INA	INA	SUB	SUB	SUB	SUB	INA	INA	INA	INA	SUB	SUB	SUB	SUB	SUB	10	0	0	7

STARTERS FOR EACH GAME IN BOLD:

DNP — Did Not Play, DNR — Reserve/Did Not Report, E/CP — Exempt/Commissioner Permission, INA — Inactive,
IR — Reserve/Injured, IR/DFR — Reserve Injured; Designated for Return, COVID — Reserve/COVID-19,
NFI — Non-Football Illness List, PS — Practice Squad, PS/INJ — Practice Squad; Injured List,
PUP — Reserve/Physically Unable to Perform, SUB — Substitute, SUS — Reserve/Suspended,
2RB — Started as Second Running Back, 2TE — Started as Second Tight End, 3TE — Started as Third Tight End,
CB — Started as Additional Cornerback, 3S — Started as Third Safety, 3WR — Started as Third Wide Receiver.

2024 WEEKLY LEADERS

REGULAR-SEASON WEEKLY LEADERS, LOS ANGELES CHARGERS

			Scoring		Pass Yds.		Carries		Rush Yds.		Catches		Rec. Yds.		Tackles (Solo)		Sacks	
Sept. 8		Las Vegas:	Dicker	10	Herbert	144	Edwards	11	Dobbins	135	McConkey	5	McConkey	39	Two Tied	7 (6)	Mack	1.5
Sept. 15	at	Carolina:	Johnston	12	Herbert	130	Edwards	18	Dobbins	131	Johnston	5	Johnston	51	Henley	9 (5)	Two tied	1.0
Sept. 22	at	Pittsburgh:	Johnston	6	Herbert	125	Dobbins	15	Dobbins	44	Three Tied	3	McConkey	44	Henley	12 (9)	Two tied	1.0
Sept. 29		Kansas City:	McConkey	6	Herbert	179	Dobbins	14	Dobbins	32	McConkey	5	McConkey	67	Two Tied	8	Dupree	2.0
Oct. 13	at	Denver:	Dicker	11	Herbert	237	Dobbins	25	Dobbins	96	Two tied	4	Fehoko	44	Gilman	10 (6)	Two tied	1.0
Oct. 21	at	Arizona:	Dicker	15	Herbert	349	Dobbins	14	Dobbins	40	Dissly	8	Dissly	81	James	8 (5)	None	
Oct. 27		New Orleans:	McConkey	12	Herbert	279	Dobbins	17	Dobbins	57	McConkey	6	McConkey	111	Henley	10 (6)	Five tied	1.0
Nov. 3	at	Cleveland:	Dobbins	12	Herbert	282	Dobbins	14	Dobbins	85	McConkey	5	Johnston	118	Henley	13 (8)	Tuipulotu	2.5
Nov. 10		Tennessee:	Dicker	9	Herbert	164	Dobbins	15	Edwards	55	Dissly	5	McConkey	52	Henley	13 (10)	Two tied	2.0
Nov. 17		Cincinnati:	Dobbins	12	Herbert	297	Dobbins	11	Herbert	65	McConkey	6	McConkey	123	Henley	11 (5)	Tuipulotu	1.5
Nov. 25		Baltimore:	Dicker	11	Herbert	218	Edwards	9	Dobbins	40	McConkey	6	McConkey	83	Henley	10 (4)	James	1.0
Dec. 1	at	Atlanta:	Dicker	9	Herbert	147	Edwards	6	Edwards	32	McConkey	9	McConkey	117	Dye	14 (7)	Tart	1.0
Dec. 8	at	Kansas City:	Two tied	6	Herbert	213	Edwards	10	Edwards	36	Palmer	6	Palmer	78	Henley	8 (6)	Two tied	1.0
Dec. 15		Tampa Bay:	Two tied	6	Herbert	195	Edwards	8	Edwards	23	Three tied	5	McConkey	58	Three tied	9	Dye	1.0
Dec. 22		Denver:	Edwards	12	Herbert	284	Edwards	14	Edwards	68	McConkey	6	McConkey	87	Henley	10 (7)	Two tied	1.0
Dec. 28	at	New England:	Dicker	16	Herbert	281	Dobbins	19	Dobbins	76	McConkey	8	McConkey	94	Two tied	5	James	2.0
Jan. 5	at	Las Vegas:	Dicker	14	Herbert	346	Dobbins	18	Dobbins	63	Johnston	13	Johnston	186	Still	7 (5)	None	

REGULAR-SEASON WEEKLY LEADERS, OPPONENT

			Scoring		Pass Yds.		Carries		Rush Yds.		Catches		Rec. Yds.		Tackles (Solo)		Sacks	
Sept. 8		Las Vegas:	Mattison	6	Minshew	257	White	13	White	44	Bowers	6	Meyers	61	Spillane	10 (7)	Crosby	1.0
Sept. 15	at	Carolina:	Pineiro	3	Young	84	Hubbard	10	Hubbard	64	Hubbard	4	Tremble	23	Thompson	14 (8)	Two tied	0.5
Sept. 22	at	Pittsburgh:	Boswell	8	Fields	245	Harris	18	Harris	70	Two tied	5	Pickens	57	Queen	12 (9)	Herbig	2.0
Sept. 29		Kansas City:	Two tied	6	Mahomes	245	Hunt	14	Hunt	69	Kelce	7	Kelce	89	Tranquill	10 (7)	Jones	2.0
Oct. 13	at	Denver:	Two tied	6	Nix	216	Two tied	6	Nix	61	Two tied	4	Vele	48	Jones	12 (11)	Two tied	1.0
Oct. 21	at	Arizona:	Two tied	6	Murray	145	Conner	19	Conner	101	McBride	5	Two tied	51	White	10 (3)	Three tied	1.0
Oct. 27		New Orleans:	Grupe	6	Rattler	156	Kamara	10	Kamara	67	Olave	8	Olave	107	Werner	9 (7)	Two tied	1.0
Nov. 3	at	Cleveland:	Tillman	6	Winston	235	Chubb	15	Chubb	39	Jeudy	7	Tillman	75	Bush	8 (6)	Garrett	3.0
Nov. 10		Tennessee:	Ridley	12	Levis	175	Pollard	9	Spears	47	Ridley	5	Ridley	84	Gibbens	15 (10)	None	
Nov. 17		Cincinnati:	Chase	12	Burrow	356	Brown	22	Brown	86	Higgins	9	Higgins	148	Stone	9 (8)	Ossai	1.0
Nov. 25		Baltimore:	Four tied	6	Jackson	177	Henry	24	Henry	140	Two tied	5	Flowers	62	Harrison	12 (6)	Four tied	1.0
Dec. 1	at	Atlanta:	Koo	7	Cousins	245	Robinson	26	Robinson	102	London	9	McCloud	95	Elliss	5 (3)	Ebiketie	2.0
Dec. 8	at	Kansas City:	Wright	13	Mahomes	210	Pacheco	14	Pacheco	55	Two tied	5	Kelce	45	Conner	8 (6)	Wharton	2.0
Dec. 15		Tampa Bay:	McLaughlin	16	Mayfield	288	Two tied	15	Irving	117	Evans	9	Evans	159	David	12 (8)	Two tied	1.5
Dec. 22		Denver:	Lutz	9	Nix	263	Estime	9	Estime	48	Williams	7	Mims	62	Jones	10 (7)	Two tied	1.0
Dec. 28	at	New England:	Douglas	6	Maye	117	Gibson	12	Gibson	63	Two tied	4	Douglas	46	Tavai	10 (5)	None	
Jan. 5	at	Las Vegas:	Carlson	8	O'Connell	214	Mattison	6	Mattison	20	Meyers	9	Meyers	123	Spillane	16 (6)	Butler	1.0

2024 SINGLE-GAME HIGHS

INDIVIDUAL

Passing
Longest Scoring Pass — 66, J.Herbert to Q. Johnston, Nov. 3 at Cleveland
Longest Non-Scoring Pass — 48, J.Herbert to L.McConkey, Dec. 1 at Atlanta
Most Passing Attempts — 39, J.Herbert, Oct. 21 at Arizona
Most Completions — 28, J.Herbert, Jan. 5 at Las Vegas
Most Passing Yards — 349, J.Herbert, Oct. 21 at Arizona
Most Passing Touchdowns — 3, J.Herbert, Dec. 28 at New England
Highest Completion Percentage (min. 20 att.) — 77.7, J.Herbert, Jan. 5 at Las Vegas
Highest Passer Rating (min. 20 att.) — 125.8, J.Herbert, Nov. 3 at Cleveland

Rushing
Longest Scoring Run — 43, J.Dobbins, Sept. 15 at Car.
Longest Non-Scoring Run — 61, J.Dobbins, Sept. 8 vs. L.V.
Most Rushing Attempts — 25, J.Dobbins, Oct. 13 at Den.
Most Rushing Yards — 135, J.Dobbins, Sept. 8 vs. L.V.
Most Rushing Touchdowns — 2, Last: G.Edwards, Dec. 19 vs. Denver

Receiving
Most Receptions — 13, Q.Johnston, Jan. 5 at Las Vegas
Most Receiving Yards — 186, Q.Johnston, Jan. 5 at Las Vegas
Most Receiving Touchdowns — 2, Last: L.McConkey, Dec. 28 at New England

Total Offense
Most Total Yards from Scrimmage — 186, Q.Johnston, Jan. 5 at Las Vegas
Most Touchdowns — 2, Last: L.McConkey Dec. 28 at New England

Special Teams
Longest Punt — 67, J.Scott, Oct. 27 vs. New Orleans
Longest Field Goal — 59, C.Dicker, Oct. 21 at Arizona
Most Attempted Field Goals — 5, C. Dicker, Jan. 5 at Las Vegas
Most Made Field Goals — 5, C. Dicker, Oct. 21 at Arizona

Returns
Longest Kickoff Return — 56, D.Davis, Nov. 10 vs. Tennessee
Longest Punt Return — 53, D.Davis, Nov. 3 at Cleveland
Longest Interception Return — 61, T.Still, Dec. 1 at Atlanta
Longest Fumble Return — 22, K.Mack, Sept. 8 vs. L.V.

Defense
Most Interceptions — 2, T.Still, Dec. 1 at Atlanta
Most Tackles — 14, T.Dye, Dec. 1 at Atlanta
Most Solo Tackles — 10, D.Henley, Nov. 10 vs. Tennessee
Most Sacks — 2.5, T.Tuipulotu, Nov. 3 at Cleveland
Most Passes Defensed — 3, Last: T.Still, Dec. 1 at Atlanta

TEAM

Most, Offense
First Downs — 29, Dec. 28 at New England
Rushing Attempts — 44, Sept. 15 at Carolina
Rushing Yards — 219, Sept. 15 at Carolina
Rushing Touchdowns — 2, Last: Dec. 19 vs. Denver
Passing Attempts — 40, Dec. 28 at New England
Completions — 28, Jan. 5 at Las Vegas
Net Passing Yards — 336, Last: Jan. 5 at Las Vegas
Touchdowns Thrown — 3, Dec. 28 at New England
Offensive Plays — 78, Oct. 13 at Denver
Total Offense — 473, Jan. 5 at Las Vegas
Time of Possession — 40:34, Dec. 28 at New England

Most, Turnovers
Turnovers — 2, Last: Dec. 15 vs. Tampa Bay
Interceptions Thrown — 1, Last: Dec. 19 vs. Denver
Fumbles — 3, Oct. 21 at Arizona
Fumbles Lost — 2, Oct. 21 at Arizona

Longest Scoring Drives
Plays — 20, Oct. 13 at Denver
Yards — 95, Nov. 10 vs. Tennessee
Time — 10:29, Oct. 13 at Denver

Shortest Scoring Drives
Plays — 1, Dec. 19 vs. Denver
Yards — 0, Dec. 19 vs. Denver
Time — 0:00, Dec. 19 vs. Denver

Fewest, Defense
First Downs Allowed — 7, Sept. 15 at Carolina
Rushing Attempts Allowed — 12, Jan. 5 at Las Vegas
Rushing Yards Allowed — 39, Jan. 5 at Las Vegas
Passing Attempts Allowed — 22, Nov. 25 vs. Baltimore
Completions Allowed — 13, Dec. 28 at New England
Net Passing Yards Allowed — 69, Sept. 8 vs. Las Vegas
Total Plays Allowed — 48, Last: Jan. 5 at Las Vegas
Total Yards Allowed — 159, Sept. 15 at Carolina

Most, Defense
Takeaways — 4, Dec. 1 at Atlanta
Interceptions — 4, Dec. 1 at Atlanta
Fumbles Forced — 2, Sept. 8 vs. Las Vegas
Fumbles Recovered — 2, Sept. 8 vs. Las Vegas
Passes Defensed — 12, Nov. 3 at Cleveland
Sacks — 7, Nov. 10 vs. Tennessee

2024 FINAL POSTSEASON STATISTICS

(11-6 Overall) Second AFC West - Jim Harbaugh
Home (5-3); Away (6-3)

Date	W/L	Score	Opponent	Att.
09/08	W	22-10	Las Vegas Raiders	70,240
09/15	W	26-3	at Carolina Panthers	70,145
09/22	L	10-20	at Pittsburgh Steelers	66,734
09/29	L	10/17	Kansas City Chiefs	70,240
10/13	W	23-16	at Denver Broncos	70,743
10/21	L	15-17	at Arizona Cardinals	64,357
10/27	W	26-8	New Orleans Saints	70,240
11/03	W	27-10	at Cleveland Browns	67,431
11/10	W	27-17	Tennessee Titans	68,796
11/17	W	34-27	Cincinnati Bengals	70,240
11/25	L	23-30	Baltimore Ravens	70,240
12/01	W	17-13	at Atlanta Falcons	72,139
12/08	L	17-19	at Kansas City Chiefs	73,571
12/15	L	17-40	Tampa Bay Buccnaeers	69,496
12/19	W	34-27	Denver Broncos	70,240
12/28	W	40-7	at New England Patriots	64,628
01/05	W	34-20	at Las Vegas Raiders	61,352
AFC Wild Card Playoffs				
01/11	L	12-32	at Houston Texans	71,408

Team Statistics	Chargers	Opponent
TOTAL FIRST DOWNS	15	20
Rushing	4	8
Passing	9	12
Penalty	2	0
3rd Down: Made/Att	3/11	5/14
3rd Down Pct.	27.3%	35.7%
4th Down: Made/Att	0/1	2/2
4th Down Pct.	0.0%	100.0%
TOTAL NET YARDS	261	429
Avg. Per Game	261.0	429.0
Total Plays	54	70
Avg. Per Play	4.8	6.1
NET YARDS RUSHING	50	168
Avg. Per Game	50.0	168.0
Total Rushes	18	34
NET YARDS PASSING	211	261
Avg. Per Game	211.0	261.0
Sacked/Yards Lost	4/31	3/21
Gross Yards	242	282
Attempts/Completions	32/14	33/22
Completion Pct.	43.8%	66.7%
Had Intercepted	4	1
PUNTS/AVERAGE	5/44.2	4/45.8
NET PUNTING AVG.	42.2	40.8
PENALTIES/YARDS	2/10	8/86
FUMBLES/BALL LOST	1/0	3/2
TOUCHDOWNS	1	3
Rushing	0	1
Passing	1	1
Returns	0	1
TIME OF POSSESSION	25:35	34:25

Score by Quarters	Q1	Q2	Q3	Q4	OT	PTS.
Chargers	**6**	**0**	**0**	**6**	**0**	**12**
Opponents	0	10	10	12	0	32

Scoring	TD	RU	PA	RT	PAT	FG	2Pt	PTS.
C.Dicker	0	0	0	0	0/1	2/2	0	6
L.McConkey	1	0	1	0	0/0	0/0	0	6
Chargers	**1**	**0**	**1**	**0**	**0/1**	**2/2**	**0**	**12**
Opponents	3	1	1	1	3/83	3/3	0	32

2-Pt. Conversions: J.Palmer 2, L.McConkey; **Chargers 3-5**, Opponents 0-2.

Sacks: T.Tuipulotu 8.5, K.Mack 6.0, B.Dupree 6.0, D.James 5.5, J.Bosa 5.0, M.Fox 3.5, P.Ford 3.0, T.Dye 1.5, D.Perryman 1.0, S.Matlock 1.0, D.Henley 1.0, A.Gilman 1.0, Team 1.0, T.Still 0.5, C.Hart 0.5. **Chargers 45.0**, Opponents 44.0.

Special Teams Tackles (TT-T-A): Niemann 11-6-5, Haskins 6-2-4, Quarterman 6-5-1, Dye 5-3-2, Henley 5-2-3, Finley 4-2-2, Leonard 4-3-1, Tuipulotu 4-4-0, Bootle 3-2-1, Molden 3-3-0, Smartt 3-2-1, Dicker 2-2-0, Fehoko 2-1-1, Maye 2-2-0, Williamson 2-1-1, Colson 1-0-1, Fisk 1-1-0, Harris 1-0-1, Hart 1-1-0, Murphy 1-0-1, Taylor 1-0-1.

Passing	Att.	Comp.	Yds.	Comp.%	Yds./Att.	TD	TD%	Int.	Int.%	Long	Sack/Lost	Rating
J.Herbert	32	14	242	43.8%	7.6	1	3.1%	4	12.5%	86t	4/31	40.9
Team	**32**	**14**	**242**	**43.8%**	**7.6**	**1**	**3.1%**	**4**	**12.5%**	**86t**	**4/31**	**40.9**
Opponents	33	22	282	66.7%	8.6	1	3.0%	1	3.0%	41	3/21	90.7

Rushing	No.	Yds.	Avg.	Long	TD
J.Dobbins	9	26	2.9	8	0
G.Edwards	7	22	3.1	8	0
H.Haskins	1	5	5.0	5	0
D.Davis	1	-3	-3.0	-3	0
Chargers	**18**	**50**	**2.8**	**8**	**0**
Opponents	34	168	4.9	27	1

Receiving	No.	Yds.	Avg.	Long	TD
L.McConkey	9	197	21.9	86t	1
W.Dissly	2	16	8.0	9	0
T.Fisk	1	15	15.0	15	0
D.Chark	1	10	10.0	10	0
D.Davis	1	4	4.0	4	0
J.Dobbins	0	0	0.0	0	0
H.Haskins	0	0	0.0	0	0
Q.Johnston	0	0	0.0	0	0
Chargers	**14**	**242**	**17.3**	**86t**	**1**
Opponents	22	282	12.8	41	1

Interceptions	No.	Yds.	Avg.	Long	TD
D.Leonard	1	0	0.0	0	0
Chargers	**1**	**0**	**0.0**	**0**	**0**
Opponents	4	108	27.0	54	1

Punting	No.	Yds.	Avg.	Net	TB	I-20	Lg.	B
J.Scott	5	221	44.2	42.2	0	2	55	0
Chargers	**5**	**221**	**44.2**	**42.2**	**0**	**2**	**55**	**0**
Opponents	4	183	45.8	40.8	1	1	67	0

Punt Returns	Ret.	FC	Yds.	Avg.	Lg.	TD
D.Davis	0	2	0	0.0	0	0
Chargers	**0**	**2**	**0**	**0.0**	**0**	**0**
Opponents	1	2	10	10.0	10	0

Kickoff Returns	Ret.	Yds.	Avg.	Long	TD
D.Davis	3	76	25.3	28	0
Chargers	**3**	**76**	**25.3**	**28**	**0**
Opponents	1	28	28.0	28	0

Field Goals	1-19	20-29	30-39	40-49	50+
C.Dicker	0/ 0	0/ 0	2/ 2	0/ 0	0/ 0
Chargers	**0/ 0**	**0/ 0**	**2/ 2**	**0/ 0**	**0/0**
Opponents	0/0	0/0	2/2	1/1	0/0

Dicker: (35G, 39G).

Defensive Tackles (TT-T-A-SK-TFL-QB Hits-INT-PD-FF-FR): Henley 10-6-4-0-0-1-0-0-0-0, Gilman 9-4-5-0-0-0-0-1-1-0, Dye 8-6-2-0-0-0-0-1-0-0, James Jr. 7-5-2-0-1-0-0-1-0-1, Mack 6-4-2-2-2-2-0-0-0-0, Colson 4-3-1-0-0-0-0-0-0-0, Ford 3-3-0-0-1-1-0-0-0-0, Fulton 3-3-0-0-0-0-0-0-0-0, Still 3-3-0-0-0-0-0-0-0, Jefferson 3-2-1-0-2-0-0-0-1-1, Tart 3-2-1-0-0-0-0-0-0, Bosa 2-1-1-1-1-1-0-0-0-0, Fox 2-1-1-0-0-0-0-0-0-0, Perryman 2-2-0-0-0-0-0-0-0, Leonard 1-1-0-0-0-0-1-1-0-0, Jackson 1-1-0-0-0-0-0-0-0-0, Ogbonnia 1-0-1-0-0-0-0-0-0-0, Hart 0-0-0-0-0-0-0-1-0-0.

2024 POSTSEASON DEFENSIVE STATISTICS

	— Tackles —								— Fumbles —	
Player	Total	Solo	Asst.	Sacks	Yards	TFLs	QB Hits	Interceptions	Passes Def.	Forced	Recoveries
Daiyan Henley	10	6	4	0.0	0	0	1	0	0	0	0
Alohi Gilman	9	4	5	0.0	0	0	0	0	1	1	0
Troy Dye	8	6	2	0.0	0	0	0	0	1	0	0
Derwin James Jr.	7	5	2	0.0	0	1	0	0	1	0	1
Khalil Mack	6	4	2	2.0	16	2	2	0	0	0	0
Junior Colson	4	3	1	0.0	0	0	0	0	0	0	0
Kristian Fulton	3	3	0	0.0	0	0	0	0	0	0	0
Poona Ford	3	3	0	0.0	0	1	1	0	0	0	0
Tarheeb Still	3	3	0	0.0	0	0	0	0	0	0	0
Tony Jefferson	3	2	1	0.0	0	2	0	0	0	1	1
Teair Tart	3	2	1	0.0	0	0	0	0	0	0	0
Joey Bosa	2	1	1	1.0	5	1	1	0	0	0	0
Morgan Fox	2	1	1	0.0	0	0	0	0	0	0	0
Denzel Perryman	2	0	2	0.0	0	0	0	0	0	0	0
Deane Leonard	1	1	0	0.0	0	0	0	1	1	0	0
Eddie Jackson	1	1	0	0.0	0	0	0	0	0	0	0
Otito Ogbonnia	1	0	1	0.0	0	0	0	0	0	0	0
Cam Hart	0	0	0	0.0	0	0	0	0	1	0	0
Totals	**68**	**23**	**45**	**3.0**	**21**	**7**	**5**	**1**	**5**	**2**	**2**
Defensive Backs	*27*	*19*	*8*	*0.0*	*0*	*3*	*0*	*1*	*4*	*2*	*2*
Linebackers	*24*	*15*	*9*	*0.0*	*0*	*0*	*1*	*0*	*1*	*0*	*0*
Outside Linebackers	*8*	*5*	*3*	*3.0*	*21*	*3*	*3*	*0*	*0*	*0*	*0*
Defensive Line	*9*	*6*	*3*	*0.0*	*0*	*1*	*1*	*0*	*0*	*0*	*0*

SPECIAL TEAMS TACKLES

Player	Total Tackles
Alohi Gilman	1
Joah Harris	1
Nick Niemann	1
Totals	**3**

2024 POSTSEASON WEEKLY LEADERS

REGULAR-SEASON WEEKLY LEADERS, LOS ANGELES CHARGERS

			Scoring		Pass Yds.		Carries		Rush Yds.		Catches		Rec. Yds.		Tackles (Solo)		Sacks	
Jan. 11	at	Houston[1]:	Two tied	6	Herbert	242	Dobbins	9	Dobbins	26	McConkey	9	McConkey	197	Henley	10 (6)	Mack	2.0

[1]*AFC Wild Card*

POSTSEASON WEEKLY LEADERS, OPPONENT

			Scoring		Pass Yds.		Carries		Rush Yds.		Catches		Rec. Yds.		Tackles (Solo)		Sacks	
Jan. 11	at	Houston[1]:	Fairbairn	12	Stroud	282	Mixon	25	Mixon	106	Collins	7	Collins	122	Murray	7 (4)	Two tied	1.5

[1]*AFC Wild Card*

2024 POSTSEASON PLAYER PARTICIPATION

2024 Season	AFC Wild Card	Season Totals			
Player	at HOU	GP	GS	DNP	INA
Alt, Joe	**RT**	1	1	0	0
Apple, Eli	SUB	1	0	0	0
Barnhart, Karsen	PS	0	0	0	0
Bootle, Dicaprio	PS	0	0	0	0
Bosa, Joey	**OLB**	1	1	0	0
Bozeman, Bradley	**C**	1	1	0	0
Castles, McCallan	PS	0	0	0	0
Chark Jr., DJ	SUB	1	0	0	0
Collins, Chris	IR	0	0	0	0
Colson, Junior	SUB	1	0	0	0
Davis, Derius	SUB	1	0	0	0
Dicker, Cameron	SUB	1	0	0	0
Dissly, Will	**TE**	1	1	0	0
Dobbins, J.K.	**RB**	1	1	0	0
Dupree, Bud	SUB	1	0	0	0
Dye, Troy	SUB	1	0	0	0
Eboigbe, Justin	INA	0	0	0	1
Edmunds, Terrell	PS	0	0	0	0
Edwards, Gus	SUB	1	0	0	0
Elliott, Ezekiel	PS	0	0	0	0
Fehoko, Simi	SUB	1	0	0	0
Fisk, Tucker	SUB	1	0	0	0
Fitzpatrick, Dez	PS	0	0	0	0
Ford, Poona	**DL**	1	1	0	0
Fox, Morgan	SUB	1	0	0	0
Fulton, Kristian	**CB**	1	1	0	0
Gilman, Alohi	**S**	1	1	0	0
Harris, Josh	SUB	1	0	0	0
Hart, Cam	**CB**	1	1	0	0
Haskins, Hassan	SUB	1	0	0	0
Heinicke, Taylor	DNP	0	0	1	0
Henley, Daiyan	**LB**	1	1	0	0
Herbert, Justin	**QB**	1	1	0	0
Hinton, Christopher	PS	0	0	0	0
Hurst, Hayden	INA	0	0	0	
1					
Jackson, Eddie	SUB	1	0	0	0
Jaimes, Brenden	SUB	1	0	0	0
James Jr., Derwin	**S**	1	1	0	0
Jean-Baptiste, Jeremiah	PS	0	0	0	0
Jefferson, Tony	**3S**	1	1	0	0
Johnson, Jaylen	PS	0	0	0	0
Johnson, Zion	**LG**	1	1	0	0
Johnston, Quentin	**WR**	1	1	0	0
Leonard, Deane	SUB	1	0	0	0
Mack, Khalil	**OLB**	1	1	0	0
Matlock, Scott	**FB**	1	1	0	0
Maye, Marcus	IR	0	0	0	0
McConkey, Ladd	**WR**	1	1	0	0
McLellan, Tyler	IR	0	0	0	0
Molden, Elijah	IR	0	0	0	0
Morris-Brash, Tre'Mon	PS	0	0	0	0
Murphy, Caleb	PS	0	0	0	0
Mustipher, Sam	SUB	1	0	0	0
Niemann, Nick	SUB	1	0	0	0
Ogbonnia, Otito	**DL**	1	1	0	0
Okoye, CJ	PS	0	0	0	0
Palmer, Joshua	INA	0	0	0	1
Perryman, Denzel	**LB**	1	1	0	0
Quarterman, Shaquille	SUB	1	0	0	0
Patterson, Jaret	INA	0	0	0	1
Pipkins III, Trey	INA	0	0	0	1
Reagor, Jalen	IR	0	0	0	0
Rice, Brenden	IR	0	0	0	0
Rumph II, Chris	IR	0	0	0	0
Salyer, Jamaree	**RG**	1	1	0	0
Samuel Jr., Asante	IR	0	0	0	0
Sarell, Foster	SUB	1	0	0	0
Scott, JK	SUB	1	0	0	0
Slater, Rashawn	**LT**	1	1	0	0
Smartt, Stone	SUB	1	0	0	0
Stick, Easton	INA	0	0	0	1
Still, Tarheeb	SUB	1	0	0	0
Tart, Teair	SUB	1	0	0	0
Taylor, Ja'Sir	IR	0	0	0	0
Tomlinson, Eric	PS	0	0	0	0
Tuipulotu, Tuli	SUB	1	0	0	0
Vidal, Kimani	INA	0	0	0	1
Wade, Shaun	PS	0	0	0	0
Williams, Bucky	IR	0	0	0	0
Williamson, Kendall	PS	0	0	0	0

STARTERS FOR EACH GAME IN BOLD:

DNP — Did Not Play, DNR — Reserve/Did Not Report, E/CP — Exempt/Commissioner Permission, INA — Inactive, IR — Reserve/Injured, IR/DFR — Reserve Injured; Designated for Return, COVID — Reserve/COVID-19, NFI — Non-Football Illness List, PS — Practice Squad, PS/INJ — Practice Squad; Injured List; PUP — Reserve/Physically Unable to Perform, SUB — Substitute, SUS — Reserve/Suspended, 2RB — Started as Second Running Back, 2TE — Started as Second Tight End, 3TE — Started as Third Tight End, CB — Started as Additional Cornerback, 3S — Started as Third Safety, 3WR — Started as Third Wide Receiver.

2024 GAME SUMMARIES

WEEK 1 vs. LAS VEGAS

RAIDERS 10
CHARGERS 22

Sunday, Sept. 8, 2024
SoFi Stadium – Inglewood, Calif.

GAME STATISTICS

TEAM	1	2	3	4	OT	F
Las Vegas	7	0	0	3	–	10
L.A. Chargers	3	3	3	13	–	22

SCORING SUMMARY

Team	Q	Time	Play
Chargers	1	4:22	C.Dicker 53 yd. Field Goal
Raiders	1	0:45	A.Mattison 31 yd. pass from G.Minshew (D.Carlson kick)
Chargers	2	0:26	C.Dicker 25 yd. Field Goal
Chargers	3	9:08	C.Dicker 24 yd. Field Goal
Chargers	4	14:55	J.Dobbins 12 yd. run (C.Dicker kick)
Raiders	4	10:30	D.Carlson 32 yd. Field Goal
Chargers	4	3:40	L.McConkey 10 yd. pass from J.Herbert (run failed)

TEAM STATISTICS

	LV	LAC
FIRST DOWNS:	14	11
TOTAL NET YARDS:	296	316
NET RUSHING YARDS:	71	176
NET PASSING YARDS:	225	140
PENALTIES/YARDS:	2-15	7-50
3RD DOWN EFFICIENCY (%):	5-14 (35.7%)	4-15 (26.7%)
PUNTS/AVERAGE:	5-53.0	7-47.4
SACKS/YARDS:	1-4	4-32
FUMBLES/LOST:	2-2	0-0
POINTS OFF TURNOVERS:	0	3
AVG. DRIVE START:	OWN 28	OWN 35
TIME OF POSSESSION:	31:44	28:16

INDIVIDUAL TOP PERFORMERS

PASSING

	CMP	ATT	YDS	TD	INT	RT		CMP	ATT	YDS	TD	INT	RT
Herbert	17	26	144	1	0	95.1	**G.Minshew II**	25	33	257	1	1	95.1

RUSHING

	ATT	YDS	AVG	LG	TD		ATT	YDS	AVG	LG	TD
J.Dobbins	10	135	13.5	61	1	**Z.White**	13	44	3.4	12	0
G.Edwards	11	26	2.4	10	0	**A.Mattinson**	5	19	3.8	7	0

RECEIVING

	REC	YDS	AVG	LG	TD		REC	YDS	AVG	LG	TD
L.McConkey	5	39	7.8	11	1	**B.Bowers**	6	58	9.7	26	0
Q.Johnston	3	38	12.7	16	0	**D.Adams**	5	59	11.8	23	0
J.Dobbins	3	4	1.3	3	0	**A.Mattison**	4	43	10.8	31	1
H.Hurst	2	33	16.5	27	0	**J.Meyers**	3	61	20.3	33	0

TACKLES (SOLO) – LAC: J.Bosa 7 (6), D.James 7 (6), A.Samuel 6 (5); **LV:** R.Spillane 10 (7), C.Wilkins 5 (4), M.Epps 5 (3).

SACKS – LAC: K.Mack 1.5-10, J.Bosa 1-6, TEAM 1-10, M.Fox 0.5-6; **LV:** M.Crosby 1-4.

INTERCEPTIONS – LAC: P.Ford 1-0-0; **LV:** None.

STARTERS

WR.... L.McConkey	OLB.....K.Mack	WR.... T.Tucker		DE..... C.Snowden
FB/DL S.Matlock	DL..... P.Ford	TE..... M.Mayer		DE..... M.Crosby
LT ..... R.Slater	DL.....O.Ogbonnia	LT ..... K.Miller		DT..... J.Jenkins
RG ..... Z.Johnson	OLB..... J.Bosa	LG..... C.Whitehair		DT..... C.Wilkins
C..... B.Bozeman	LB..... D.Henley	C..... A.James		DT..... A.Butler
RG ..... T.Pipkins	LB.... D.Perryman	RG..... D.Parham		LB ..... D.Deablo
RT .... J.Alt	CB..... K.Fulton	RT..... T.Munford		LB ..... R.Spillane
TE..... W.Dissly	CB..... A.Samuel	WR.... D.Adams		CB..... J.Jones
WR.... J.Palmer	DB ..... J.Taylor	WR.... J.Meyers		CB..... N.Hobbs
QB..... J.Herbert	S..... A.Gilman	QB..... G.Minshew II		S..... T.Moehrig
RB ..... G.Edwards	S..... D.James	RB ..... Z.White		S..... M.Epps

WEEK 2 AT CAROLINA

CHARGERS 26
PANTHERS 3

Sunday, Sept. 15, 2024
Bank of America Stadium – Charlotte, N.C.

GAME STATISTICS

TEAM	1	2	3	4	OT	F
L.A. Chargers	6	14	3	3	–	26
Carolina	0	0	3	0	–	3

SCORING SUMMARY

Team	Q	Time	Play
Chargers	1	9:20	Q.Johnston 29 yd. pass from J.Herbert (kick failed, wl)
Chargers	2	4:16	Q.Johnston 5 yd. pass from J.Herbert (C.Dicker kick)
Chargers	2	2:01	J.Dobbins 43 yd. run (C.Dicker kick)
Panthers	3	12:18	E.Pineiro 38 yd. Field Goal
Chargers	3	9:03	C.Dicker 46 yd. Field Goal
Chargers	4	11:02	C.Dicker 42 yd. Field Goal

TEAM STATISTICS

	LAC	CAR
FIRST DOWNS:	21	7
TOTAL NET YARDS:	349	159
NET RUSHING YARDS:	219	90
NET PASSING YARDS:	130	69
PENALTIES/YARDS:	3-15	9-90
3RD DOWN EFFICIENCY (%):	9-16 (56.3%)	1-12 (8.0%)
PUNTS/AVERAGE:	3-32.0	7-44.4
SACKS/YARDS:	2-15	1-0
FUMBLES/LOST:	1-1	0-0
POINTS OFF TURNOVERS:	7	0
AVG. DRIVE START:	OWN 35	OWN 28
TIME OF POSSESSION:	36:18	23:42

INDIVIDUAL TOP PERFORMERS

PASSING

	CMP	ATT	YDS	TD	INT	RT		CMP	ATT	YDS	TD	INT	RT
J.Herbert	14	20	130	2	1	100.0	**B.Young**	**18**	**26**	**84**	**0**	**1**	**57.2**

RUSHING

	ATT	YDS	AVG	LG	TD		ATT	YDS	AVG	LG	TD
J.Dobbins	17	131	7.7	43	1	**C.Hubbard**	10	64	6.4	23	0
G.Edwards	18	59	3.3	6	0	**M.Sanders**	7	20	2.9	6	0

RECEIVING

	REC	YDS	AVG	LG	TD		REC	YDS	AVG	LG	TD
Q.Johnston	5	51	10.2	29	2	**C.Hubbard**	4	12	3.0	5	0
W.Dissly	3	29	9.7	15	0	**T.Tremble**	3	23	7.7	12	0
L.McConkey	2	26	13.0	15	0	**Dio.Johnson**	3	15	5.0	7	0
J.Palmer	2	19	9.5	11	0	**M.Sanders**	3	5	1.7	5	0

TACKLES (SOLO) – LAC: D.Henley 9 (5), D.Perryman 7 (5), D.James 6 (2); **CAR:** S.Thompson 14 (8), J.Jewell 11 (8), A.Robinson 6 (6).

SACKS – LAC: D.Perryman 1-7, J.Bosa 1-8; **CAR:** Dj.Johnson 0.5-0, J.Peevy 0.5-0.

INTERCEPTIONS – LAC: E.Molden 1-3-0; **TEN:** J.Horn 1-0-0.

STARTERS

WR.... Q.Johnston	OLB.....K.Mack	WR.... D.Hopkins		DL..... D.Autro
TE..... H.Hurst	DL..... P.Ford	LT ..... A.Dillard		DT..... T.Tartt
WR.... D.Davis	DL.....O.Ogbonnia	LG..... X.Newman-Johnnson		DT..... J.Simmon
LT ..... R.Slater	OLB..... J.Bosa	C..... A.Brewer		DT..... K.Peko
LG..... Z.Johnson	LB ..... D.Henley	RG..... D.Brunskill		LB ..... A.Al-Shaiir
C..... B.Bozeman	LB.... D.Perryman	RT..... C. Hubbard		LB ..... J.Gibbens
RG ..... T.Pipkins	CB..... K.Fulton	TE..... C.Okonkwo		DB ..... H.Landry
RT..... J.Alt	CB..... A.Samuel	WR.... T.Burks		CB..... E.Molden
TE..... W.Dissly	DB ..... J.Taylor	WR.... N.Westbrook-Ikhine		CB..... R.McCreary
QB..... J.Herbert	S..... D. James	QB..... R.Tannehill		S...S.Murphy-Bunting
RB ..... J.Dobbins	S..... E.Moldem	RB ..... D.Henry		S..... K.Buard

2024 GAME SUMMARIES

WEEK 3 AT PITTSBURGH

CHARGERS 10
STEELERS 20

Sunday, Sept. 22, 2024

Acrisure Stadium — Pittsburgh, Pa.

GAME STATISTICS

TEAM	1	2	3	4	OT	F
L.A. Chargers	7	3	0	0	—	10
Pittsburgh	0	7	3	10	—	20

SCORING SUMMARY

Team	Q	Time	Play
Chargers	1	2:46	Q.Johnston 27 yd. pass from J.Herbert (C.Dicker kick)
Steelers	2	10:17	J.Fields 5 yd. run (C.Boswell kick)
Chargers	2	3:13	C.Dicker 28 yd. Field Goal (12-60, 7:04)
Steelers	3	9:05	C.Boswell 38 yd. Field Goal (12-50, 5:55)
Steelers	4	14:14	C.Boswell 30 yd. Field Goal (12-73, 6:26)
Steelers	4	7:02	C.Austin 55 yd. pass from J.Fields (C.Boswell kick)

TEAM STATISTICS

	LAC	PIT
FIRST DOWNS:	10	20
TOTAL NET YARDS:	168	346
NET RUSHING YARDS:	107	232
NET PASSING YARDS:	225	140
PENALTIES/YARDS:	7-69	3-15
3RD DOWN EFFICIENCY (%):	3-11 (27.3%)	7-14 (50.0%)
PUNTS/AVERAGE:	7-50.0	3-52.0
SACKS/YARDS:	2-13	5-42
FUMBLES/LOST:	2-0	0-0
POINTS OFF TURNOVERS:	0	0
AVG. DRIVE START:	OWN 24	OWN 30
TIME OF POSSESSION:	26:09	33:51

INDIVIDUAL TOP PERFORMERS

Steelers

PASSING

	CMP	ATT	YDS	TD	INT	RT		CMP	ATT	YDS	TD	INT	RT
Herbert	12	18	125	1	0	105.1	Fields	25	32	245	1	1	96.0
Heinicke	2	2	24	0	0	116.7							

RUSHING

	ATT	YDS	AVG	LG	TD		ATT	YDS	AVG	LG	TD
J.Dobbins	15	44	2.9	13	0	N.Harris	18	70	3.9	21	0
G.Edwards	3	9	3.0	6	0	C.Patterson	4	33	8.3	14	0

RECEIVING

	REC	YDS	AVG	LG	TD		REC	YDS	AVG	LG	TD
L.McConkey	3	44	14.7	18	0	G.Pickens	5	57	11.4	27	0
W.Dissly	3	19	6.3	7	0	N.Harris	5	16	3.2	8	0
J.Dobbins	3	10	3.3	6	0	C.Austin	4	95	23.8	**55**	2
Q.Johnston	2	44	22.0	**27**	1	P.Freiermuth	4	33	8.3	15	0

TACKLES (SOLO) – LAC: D.Henley 12 (9), D.Perryman 9 (6), D.James 8 (5); **PIT:** P.Queen 8 (4), D.Elliott 5 (4), D.Jackson 5 (2).

SACKS – LAC: D.James 1-6, K.Mack 1-7; **PIT:** Ni.Herbig 2-15, E.Roberts 1-9, Ca.Heyward 1-10, T.Watt 1-8.

INTERCEPTIONS – LAC: B.Dupree 1-0-0; **PIT:** None.

STARTERS

WR.... L.McConkey	OLB.....K.Mack	TE..... P.Freiermuth	ROLB..A.Highsmith		
TE..... W.Dissly	DL.... O.Ogbonnia	LT ..... D.Moore	DT....Ca.Heyward		
LT ..... R.Slater	DL..... P.Ford	LG..... S.Anderson	NT.....K.Benton		
RG ..... Z.Johnson	OLB.....J.Bosa	C..... Z.Frazier	DE.....L.Ogunjobi		
C..... B.Bozeman	LB.....D.Henley	RG ..... J.Daniels	LOLB..... T.Watt		
RG ..... T.Pipkins	LB.... D.Perryman	RT..... B.Jones	LILB ..... P.Queen		
RT .... J.Alt	CB..... K.Fulton	WR.... V.Jefferson	RILB .... E.Roberts		
WR.... Q.Johnston	CB..... A.Samuel	WR.... G.Pickens	RCB..... J.Porter		
QB..... J.Herbert	S.....E.Molden	WR.... C.Patterson	FS ..M.Fitzpatrick		
FB ..... S.Matlock	S..... A.Gilman	QB..... J.Fields	SS ..... D.Elliott		
RB ..... J.Dobbins	S..... D.James	RB ..... N.Harris	LCB .... D.Jackson		

WEEK 4 VS. KANSAS CITY

CHIEFS 17
CHARGERS 10

Sunday, Sept. 29, 2024

SoFi Stadium — Inglewood, Calif.

GAME STATISTICS

TEAM	1	2	3	4	OT	F
Kansas City	0	7	3	7	—	17
L.A. Chargers	10	0	0	0	—	10

SCORING SUMMARY

Team	Q	Time	Play
Chargers	1	6:16	L.McConkey 7 yd. pass from J.Herbert (C.Dicker kick)
Chargers	1	3:53	C.Dicker 50 yd. Field Goal
Chiefs	2	4:06	X.Worthy 54 yd. pass from P.Mahomes (H.Butker kick)
Chiefs	3	6:26	H.Butker 37 yd. Field Goal
Chiefs	4	6:04	S.Perine 2 yd. run (H.Butker kick)

TEAM STATISTICS

	KC	LAC
FIRST DOWNS:	16	12
TOTAL NET YARDS:	329	224
NET RUSHING YARDS:	101	55
NET PASSING YARDS:	228	169
PENALTIES/YARDS:	5-40	9-51
3RD DOWN EFFICIENCY (%):	9-16 (56.3%)	4-13 (30.8%)
PUNTS/AVERAGE:	4-50.0	6-53.0
SACKS/YARDS:	2-10	3-17
FUMBLES/LOST:	1-1	2-0
POINTS OFF TURNOVERS:	10	0
AVG. DRIVE START:	OWN 29	OWN 27
TIME OF POSSESSION:	29:08	30:52

INDIVIDUAL TOP PERFORMERS

PASSING

	CMP	ATT	YDS	TD	INT	RT		CMP	ATT	YDS	TD	INT	RT
J.Herbert	16	27	179	1	0	91.4	P.Mahomes	**19**	**29**	**245**	**1**	**1**	**89.0**

RUSHING

	ATT	YDS	AVG	LG	TD		ATT	YDS	AVG	LG	TD
J.Dobbins	14	32	2.3	12	0	K.Hunt	14	69	4.9	10	0
G.Edwards	6	19	3.2	5	0	S.Perine	5	14	2.8	4	1

RECEIVING

	REC	YDS	AVG	LG	TD		REC	YDS	AVG	LG	TD
L.McConkey	5	67	13.4	37	1	T.Kelce	7	89	12.7	38	0
J.Palmer	3	36	12.0	26	0	N.Gray	4	40	10.0	29	0
J.Dobbins	3	30	10.0	14	0	X.Worthy	3	73	24.3	54	1
W.Dissly	2	24	12.0	22	0	Ju.Watson	2	27	13.5	17	0

TACKLES (SOLO) – LAC: D.Perryman 8 (6), E.Molden 8 (5), D.Henley 7 (4); **KC:** D.Tranquill 10 (7), T.McDuffie 6 (3), B.Cook 5 (4).

SACKS – LAC: B.Dupree 2-8, T.Dye 0.5-4.5, T.Still 0.5-4.5; **KC:** C.Jones 2-10.

INTERCEPTIONS – LAC: K.Fulton 1-29-0; **KC:** None.

STARTERS

TE..... W.Dissly	OLB.....K.Mack	TE..... T.Kelce	DE.....G.Karlaftis		
LT ..... J.Salyer	DL.... O.Ogbonnia	WR.... R.Rice	DT..... C.Jones		
LG..... Z. Johnson	DI ..... P.Ford	LT ..... W.Morris	DT..... M.Pennel		
C..... B.Bozeman	OLB...T.Tuipulotu	LG..... J.Thuney	DE...F.Anudike-Uzomah		
RG..... S.Mustipher	LB .....D.Henley	C..... C.Humphrey	LB .....N.Bolton		
RT..... T.Pipkins	LB .... D.Perryman	RG ..... T.Smith	LB .....D.Tranquill		
FB ..... S.Matlock	CB..... K.Fulton	RT..... J.Taylor	LB ..... L.Chenal		
WR.... Q.Johnston	CB..... A.Samuel	WR.... X.Worthy	CB..... T.McDuffie		
WR.... L.McConkey	DB ..... T.Still	WR.... Ju.Watson	CB..... Ja.Watson		
QB..... J.Herbert	S..... A.Gilman	QB..... P.Mahomes	S.....J.Reid		
RB ..... J.Dobbins	S.....E.Molden	FB ..... C.Steele	S.....B.Cook		

2024 GAME SUMMARIES

WEEK 6 AT DENVER

CHARGERS 23
BRONCOS 16
Sunday, Oct. 13, 2024
Empower Field at Mile High — Denver, Colo.

GAME STATISTICS

TEAM	1	2	3	4	OT	F
L.A. Chargers	10	10	3	0	—	23
Denver	0	0	0	16	—	16

SCORING SUMMARY

Team	Q	Time	Play
Chargers	1	9:26	C.Dicker 20 yd. Field Goal
Chargers	1	4:59	K.Vidal 38 yd. pass from J.Herbert (C.Dicker kick)
Chargers	2	6:21	C.Dicker 33 yd. Field Goal
Chargers	2	1:00	J.Dobbins 4 yd. run (C.Dicker kick)
Chargers	3	2:35	C.Dicker 46 yd. Field Goal
Broncos	4	10:06	T.Franklin 2 yd. pass from B.Nix
Broncos	4	5:22	C.Sutton 15 yd. pass from B.Nix (pass failed)
Broncos	4	0:59	W.Lutz 40 yd. Field Goal

TEAM STATISTICS

	LAC	DEN
FIRST DOWNS:	22	17
TOTAL NET YARDS:	350	316
NET RUSHING YARDS:	128	110
NET PASSING YARDS:	222	206
PENALTIES/YARDS:	3-20	7-37
3RD DOWN EFFICIENCY (%):	11-18 (61.1%)	3-11 (27.3%)
PUNTS/AVERAGE:	4-39.8	5-46.6
SACKS/YARDS:	2-10	3-15
FUMBLES/LOST:	1-0	1-1
POINTS OFF TURNOVERS:	10	0
AVG. DRIVE START:	OWN 34	OWN 25
TIME OF POSSESSION:	37:23	23:37

INDIVIDUAL TOP PERFORMERS

PASSING

	CMP	ATT	YDS	TD	INT	RT		CMP	ATT	YDS	TD	INT	RT
Herbert	21	34	237	1	0	92.4	Nix	19	33	216	2	1	84.9

RUSHING

	ATT	YDS	AVG	LG	TD		ATT	YDS	AVG	LG	TD
J.Dobbins	25	96	3.8	20	1	B.Nix	6	61	10.2	21	0
D.Davis	2	14	7.0	10	0	J.Williams	6	23	3.8	13	0

RECEIVING

	REC	YDS	AVG	LG	TD		REC	YDS	AVG	LG	TD
L.McConkey	4	43	10.8	15	0	D.Vele	4	78	19.5	37	0
W.Dissly	4	26	6.5	20	0	C.Sutton	4	53	13.3	20	1
Q.Johnston	3	22	7.3	8	0	J.Williams	3	13	4.3	10	0
S.Fehoko	2	44	22.0	30	0	T.Franklin	2	31	15.5	29	1

TACKLES (SOLO) – LAC: A.Gilman 10 (6), D.Perryman 6 (5), D.Henley 4 (2); **DEN:** B.Jones 12 (11), Z.Allen 8 (5), C.Barton 8 (1).

SACKS – LAC: A.Gilman 1-0, M.Fox 1-10; **DEN:** N.Bonitto 1-8, J.Strnad 1-0, Z.Allen 0.5-3.5, J.Cooper, 0.5-3.5.

INTERCEPTIONS – LAC: E.Molden 1-25-0; **DEN:** None.

STARTERS

WR.... L.McConkey	OLB.....K.Mack	WR.... T.Franklin	OLB.....N.Bonitto
TE..... H.Hurst	DL.....O.Ogbonnia	WR.... D.Vele	DE.....J.Franklin-Myers
LT ..... R.Slater	DL.....P.Ford	LT ..... G.Bolles	NT..... D.Jones
RG ..... Z.Johnson	OLB...T.Tuipulotu	LG..... B.Powers	DE.....Z.Allen
C..... B.Bozeman	LB.....D.Henley	C..... A.Forsyth	ILB.....C.Barton
RG ..... T.Pipkins	LB.... D.Perryman	RG ..... Q.Meinerz	SLB..... J.Cooper
RT .... J.Alt	CB..... K.Fulton	RT..... M.Peart	ILB.....J.Strnad
WR.... Q.Johnston	CB.....T.Still	WR.... C.Sutton	LCB .....P.Surtain
QB..... J.Herbert	CB..... C.Hart	TE..... A.Trautman	RCB.....R.Moss
FB ..... S.Matlock	S..... A.Gilman	QB..... B.Nix	S.....B.Jones
RB ..... J.Dobbins	S..... D.James	RB ..... J.Williams	S.....P.Locke

WEEK 7 AT ARIZONA

CHARGERS 15
CARDINALS 17
Monday, Oct. 21, 2024
State Farm Stadium — Glendale, Ariz.

GAME STATISTICS

TEAM	1	2	3	4	OT	F
L.A. Chargers	0	6	3	6	—	15
Arizona	0	7	0	10	—	17

SCORING SUMMARY

Team	Q	Time	Play
Chargers	2	11:59	C.Dicker 59 yd. Field Goal
Cardinals	2	5:40	G.Dortch 5 yd. pass from K.Murray (C.Ryland kick)
Chargers	2	0:00	C.Dicker 50 yd. Field Goal
Chargers	3	0:40	C.Dicker 28 yd. Field Goal
Cardinals	4	14:14	K.Murray 44 yd. run (C.Ryland kick)
Chargers	4	12:09	C.Dicker 47 yd. Field Goal
Chargers	4	1:54	C.Dicker 40 yd. Field Goal
Cardinals	4	0:00	C.Ryland 32 yd. Field Goal

TEAM STATISTICS

	LAC	ARI
FIRST DOWNS:	20	22
TOTAL NET YARDS:	395	326
NET RUSHING YARDS:	59	181
NET PASSING YARDS:	336	145
PENALTIES/YARDS:	5-57	3-15
3RD DOWN EFFICIENCY (%):	6-14 (42.9%)	2-7 (28.6%)
PUNTS/AVERAGE:	2-37.5	4-44.5
SACKS/YARDS:	3-13	0-0
FUMBLES/LOST:	3-2	1-0
POINTS OFF TURNOVERS:	0	0
AVG. DRIVE START:	OWN 21	OWN 25
TIME OF POSSESSION:	34:14	25:46

INDIVIDUAL TOP PERFORMERS

PASSING

	CMP	ATT	YDS	TD	INT	RT		CMP	ATT	YDS	TD	INT	RT
J.Herbert	27	39	349	0	0	97.1	K.Murray	14	26	145	1	1	67.0

RUSHING

	ATT	YDS	AVG	LG	TD		ATT	YDS	AVG	LG	TD
J.Dobbins	14	40	2.9	11	0	J.Conner	19	101	5.3	14	0
K.Videl	3	10	3.3	7	0	K.Murray	6	64	10.7	44	1

RECEIVING

	REC	YDS	AVG	LG	TD		REC	YDS	AVG	LG	TD
W.Dissly	8	81	10.1	18	0	T.McBride	5	51	10.2	14	0
L.McConkey	5	46	9.2	21	0	M.Harrison	3	21	7.0	10	0
J.Palmer	4	63	15.8	24	0	J.Conner	2	51	25.5	33	0
S.Fehoko	3	45	15.0	25	0	Mi.Wilson	1	15	15.0	15	0

TACKLES (SOLO) – LAC: D.James 8 (5), C.Hart 7 (6), A.Gilman 5 (3); **ARI:** K.White 10 (3), M.Melton 9 (8), B.Baker 8 (4).

SACKS – LAC: None; **ARI:** N.Jones 1.0-8, D.Stills 1-1, B.Stille 1-4.

INTERCEPTIONS – LAC: T.Tart 1-4-0; **ARI:** None.

STARTERS

WR.... J. Palmer	OLB.....K.Mack	WR.... M.Harrison	NT.....R.Lopez
WR.... L.McConkey	DL.....P.Ford	TE..... T.McBride	DT.....L.Collier
WR.... S.Fehoko	DL.....O.Ogbonnia	LT ..... P.Johnson	OLB.....D.Gardeck
LT ..... R.Slater	DL.....M.Fox	LG..... E.Brown	ILB.....K.White
LG..... Z.Johnson	OLB...T.Tuipulotu	C..... H.Froholdt	ILB..... Ma.Wilson
C..... B.Bozeman	LB.....D.Henley	RG ..... T.Colon	OLB..... Z.Collins
RG ..... T.Pipkins	LB.... D.Perryman	RT..... K.Beachum	CB..... S.Thomas
RT..... J.Alt	CB.....T.Still	TE..... T.Reiman	CB.....G.Williams
TE..... E.Tomlinson	CB..... C.Hart	WR.... Mi.Wilson	CB...S.Murphy-Bunting
QB..... J.Herbert	S..... D.James	QB..... K.Murray	S.....J.Thompson
RB ..... J.Dobbins	S..... A.Gilman	RB ..... J.Conner	S.....B.Baker

2024 GAME SUMMARIES

WEEK 8 VS. NEW ORLEANS

SAINTS 8
CHARGERS 26
Sunday, Oct. 27, 2024
SoFi Stadium – Inglewood, Calif.

GAME STATISTICS

TEAM	1	2	3	4	OT	F
New Orleans	2	3	3	0	–	8
L.A. Chargers	0	9	7	10	–	26

SCORING SUMMARY

Team	Q	Time	Play
Saints	1	10:20	J.Scott fumble forced by T.Hill out of bounds in end zone for a Safety
Chargers	2	14:55	C.Dicker 46 yd. Field Goal
Chargers	2	1:37	J.Dobbins 1 yd. run (kick failed, wl)
Saints	2	0:05	B.Grupe 40 yd. Field Goal
Chargers	3	8:48	L.McConkey 60 yd. pass from J.Herbert (C.Dicker kick)
Saints	3	1:05	B.Grupe 43 yd. Field Goal
Chargers	4	11:55	C.Dicker 29 yd. Field Goal
Chargers	4	3:22	L.McConkey 9 yd. pass from J.Herbert (C.Dicker kick)

TEAM STATISTICS

	NO	LAC
FIRST DOWNS:	15	19
TOTAL NET YARDS:	366	378
NET RUSHING YARDS:	117	122
NET PASSING YARDS:	249	256
PENALTIES/YARDS:	7-66	4-37
3RD DOWN EFFICIENCY (%):	2-16 (12.5%)	3-12 (25.0%)
PUNTS/AVERAGE:	9-48.6	6-57.3
SACKS/YARDS:	5-32	3-23
FUMBLES/LOST:	0-0	2-0
POINTS OFF TURNOVERS:	0	0
AVG. DRIVE START:	OWN 32	OWN 30
TIME OF POSSESSION:	28:52	31:08

INDIVIDUAL TOP PERFORMERS

PASSING

	CMP	ATT	YDS	TD	INT	RT		CMP	ATT	YDS	TD	INT	RT
J.Herbert	20	32	279	2	0	111.3	S.Rattler	12	24	156	0	0	70.8

RUSHING

	ATT	YDS	AVG	LG	TD		ATT	YDS	AVG	LG	TD
J.Dobbins	17	57	3.4	13	1	A.Kamara	10	67	6.7	24	0
J.Herbert	4	49	12.3	38	0	T.Hill	4	20	5.0	8	0

RECEIVING

	REC	YDS	AVG	LG	TD		REC	YDS	AVG	LG	TD
L.McConkey	6	111	18.5	60	2	C.Olave	8	107	13.4	28	0
W.Dissly	5	41	8.2	16	0	A.Kamara	6	55	9.2	37	0
J.Dobbins	4	11	2.8	15	0	J.Johnson	3	48	16.0	22	0
J.Palmer	2	72	36.0	45	0	T.Hill	2	21	10.5	14	0

TACKLES (SOLO) – LAC: D.Henley 10 (6), D.James 6 (4), C.Hart 5 (4); **NO:** P.Werner 9 (7), D.Davis 9 (5), T.Mathieu 5 (0).

SACKS – LAC: B.Dupree 1-11, T.Tuipulotu 1-2, K.Mack 1-8, P.Ford 1-5, S.Matlock 1-6; **NO:** K.Saunders1-10, A.Taylor 0.5-2.5, C.Young 0.5-2.5.

INTERCEPTIONS – LAC: None; **NO:** None.

STARTERS

WR.... S.Fehoko	OLB.....K.Mack	WR.... C.Olave	DT.....N.Shepherd
WR.... J.Palmer	DL.....O.Ogbonnia	LT ..... T.Fuaga	DT.....B.Bresee
WR.... L.McConkey	DL.....P.Ford	LG..... L.Patrick	DE....C.Granderson
LT ..... R.Slater	OLB...T.Tuipulotu	C..... C.McGovern	DE..... C.Jordan
LG..... Z.Johnson	LB.....D.Henley	RG ..... C.Ruiz	MLB..... D.Davis
C..... B.Bozeman	LB.... D.Perryman	RT..... T.Penning	LB .....P.Werner
RG ..... T.Pipkins	CB..... K.Fulton	TE..... F.Moreau	DB .....J.Howden
RT..... J.Alt	CB.....T.Still	TE..... J.Johnson	FS ..... T.Mathieu
TE..... W.Dissly	CB.....C.Hart	TE..... T.Hill	CB..... A.Taylor
QB..... J.Herbert	S..... A.Gilman	QB..... S.Rattler	CB....K.McKinstry
RB ..... J.Dobbins	S..... D.James	RB ..... A.Kamara	CB....M.Lattimore

WEEK 9 AT CLEVELAND

CHARGERS 26
BROWNS 3
Sunday, Nov. 3, 2024
Huntington Bank Field – Cleveland, Ohio.

GAME STATISTICS

TEAM	1	2	3	4	OT	F
L.A. Chargers	7	13	0	7	–	27
Cleveland	0	3	0	7	–	10

SCORING SUMMARY

Team	Q	Time	Play
Chargers	1	6:49	J.Palmer 28 yd. pass from J.Herbert (C.Dicker kick)
Browns	2	9:30	D.Hopkins 38 yd. Field Goal
Chargers	2	8:01	Q.Johnston 66 yd. pass from J.Herbert (kick failed, wl)
Chargers	2	3:30	J.Dobbins 16 yd. run (C.Dicker kick)
Chargers	4	4:16	J.Dobbins 7 yd. run (C.Dicker kick)
Browns	4	0:44	C.Tillman 17 yd. pass from J.Winston (D.Hopkins kick)

TEAM STATISTICS

	LAC	CLE
FIRST DOWNS:	13	21
TOTAL NET YARDS:	342	292
NET RUSHING YARDS:	96	79
NET PASSING YARDS:	246	213
PENALTIES/YARDS:	5-35	4-25
3RD DOWN EFFICIENCY (%):	5-14 (35.7%)	6-17 (35.3%)
PUNTS/AVERAGE:	7-47.1	6-53.0
SACKS/YARDS:	6-22	6-36
FUMBLES/LOST:	0-0	1-0
POINTS OFF TURNOVERS:	0	0
AVG. DRIVE START:	OWN 31	OWN 32
TIME OF POSSESSION:	25:51	34:09

INDIVIDUAL TOP PERFORMERS

PASSING

	CMP	ATT	YDS	TD	INT	RT		CMP	ATT	YDS	TD	INT	RT
J.Herbert	18	27	282	2	0	125.8	J.Winston	26	46	235	1	3	50.5

RUSHING

	ATT	YDS	AVG	LG	TD		ATT	YDS	AVG	LG	TD
J.Dobbins	14	85	6.1	34	2	N.Chubb	15	39	2.6	11	0
K.Vidal	5	7	1.4	7	0	J.Winston	5	27	5.4	13	0

RECEIVING

	REC	YDS	AVG	LG	TD		REC	YDS	AVG	LG	TD
L.McConkey	5	64	12.8	20	0	J.Jeudy	7	73	10.4	13	0
Q.Johnston	4	118	29.5	**66**	1	C.Tillman	6	75	12.5	**17**	1
J.Palmer	2	63	31.5	**28**	1	D.Njoku	5	29	5.8	11	0
J.Dobbins	2	20	10.0	10	0	J.Akins	3	32	10.7	21	0

TACKLES (SOLO) – LAC: D.Henley 13 (8), D.James 7 (4), E.Molden 6 (2); **CLE:** D.Bush 8 (6), G.Delpit 7 (5), M.Garrett 5 (4).

SACKS – LAC: T.Tuipulotu 2.5-3.5, M.Fox 2.0-11, K.Mack 1.0-7, C.Hart 0.5-.05; **CLE:** M.Garret 3.0-16, D.Tomlinson 1.5-14, D.Bush 1.0-2, S.Harris 0.5-4.

INTERCEPTIONS – LAC: A.Gilman 1-18-0, T.Still 1-1-0, E.Molden 1-0-0; **CLE:** None.

STARTERS

WR.... Q.Johnston	OLB.....K.Mack	WR.... C.Tillman	DE.....M.Garrett
LT ..... R.Slater	DL.....P.Ford	WR.... E.Moore	DT..... S.HarrisLT
LG..... Z.Johnson	DL.....O.Ogbonnia	D.Jones	DT ....D.Tomlinson
C..... B.Bozeman	OLB...T.Tuipulotu	LG..... J.Bitonio	DE.....Z.Smith
RG ..... T.Pipkins	LB .....D.Henley	C..... E.Pocic	LB..... D.Bush
RT..... J.Alt	LB .... D.Perryman	RG ..... W.Teller	LB..... M.Diabate
TE..... W.Dissly	S..... D.James	RT..... J.Conklin	LB..... W.Reid
WR.... L.McConkey	S..... A.Gilman	TE..... D.Njoku	S.....G.Delpit
QB..... J.Herbert	CB..... C.Hart	WR.... J.Jeudy	S.....J.Thornhill
FB ..... S.Matlock	CB.....E.Molden	QB..... J.Winston	CB.....D.Ward
RB ..... J.Dobbins	CB.....T.Still	RB ..... N.Chubb	CB..... M.Emerson

2024 GAME SUMMARIES

WEEK 10 vs. TENNESSEE

TITANS 17
CHARGERS 27
Sunday, Nov. 10, 2024
SoFi Stadium – Inglewood, Calif.

GAME STATISTICS

TEAM	1	2	3	4	OT	F
Tennessee	7	0	3	7	–	17
L.A. Chargers	3	10	7	7	–	27

SCORING SUMMARY

Team	Q	Time	Play
Chargers	1	8:08	C.Dicker 21 yd. Field Goal
Titans	1	4:25	C.Ridley 41 yd. pass from W.Levis (N.Folk kick)
Chargers	2	12:07	C.Dicker 37 yd. Field Goal
Chargers	2	1:55	J.Herbert 4 yd. run (C.Dicker kick)
Titans	3	7:51	N.Folk 27 yd. Field Goal
Chargers	3	3:24	Q.Johnston 16 yd. pass from J.Herbert (C.Dicker kick)
Chargers	4	7:39	H.Haskins 1 yd. run (C.Dicker kick)
Titans	4	0:49	C.Ridley 15 yd. pass from W.Levis (N.Folk kick)

TEAM STATISTICS

	TEN	LAC
FIRST DOWNS:	19	23
TOTAL NET YARDS:	289	309
NET RUSHING YARDS:	132	145
NET PASSING YARDS:	157	164
PENALTIES/YARDS:	9-68	5-30
3RD DOWN EFFICIENCY (%):	3-9 (33.3%)	4-10 (40.0%)
PUNTS/AVERAGE:	4-53.5	3-38.7
SACKS/YARDS:	0/0	7/18
FUMBLES/LOST:	1-0	0-0
POINTS OFF TURNOVERS:	0	0
AVG. DRIVE START:	OWN 31	OWN 30
TIME OF POSSESSION:	29:01	30:59

INDIVIDUAL TOP PERFORMERS

PASSING

	CMP	ATT	YDS	TD	INT	RT		CMP	ATT	YDS	TD	INT	RT
J.Herbert	14	18	164	1	0	123.1	W.Levis	18	23	175	2	0	127.4

RUSHING

	ATT	YDS	AVG	LG	TD		ATT	YDS	AVG	LG	TD
G.Edwards	10	55	5.5	11	0	T.Spears	7	47	6.7	19	0
J.Dobbins	15	50	3.3	12	0	T.Pollard	9	44	4.9	15	0

RECEIVING

	REC	YDS	AVG	LG	TD		REC	YDS	AVG	LG	TD
W.Dissly	5	30	6.0	14	0	C.Ridley	5	84	16.8	**41**	2
J.Dobbins	3	5	1.7	4	0	T.Pollard	4	19	4.8	15	0
L.McConkey	2	52	26.0	37	0	N.Westbrook-Ikhine	3	31	10.3	13	0
Q.Johnston	2	24	12.0	16	1	T.Spears	3	4	1.3	6	0

TACKLES (SOLO) – LAC: D.Henley 13 (10), E.Molden 8 (4), B.Dupree 5 (4); **TEN:** J.Gibbens 15 (10), M.Brown 7 (5), K.Murray 6 (3).

SACKS – LAC: T.Tuipulotu 2-7, B.Dupree 2-1, P.Ford 1-7, J.Bosa 1-2, D.Henley 1-1; **TEN:** None.

INTERCEPTIONS – LAC: None; **TEN:** None.

STARTERS

WR ... Q.Johnston	OLB .....K.Mack	WR ... N.Westbrook-Ikhine	OLB ..... A.Key
LT ..... R.Slater	DL ..... P.Ford	TE..... N.Vannett	NT ..... T.Sweat
LG .... Z.Johnson	DL.....O.Ogbonnia	LT ..... J.Latham	DT ..... J.Simmons
C ..... B.Bozeman	OLB ..T.Tuipulotu	LG..... P.Skoronski	OLB ..... H.Landry
RG .... J.Saylor	LB ... D.Perryman	C..... D.Brunskill	ILB .....K.Murray
RT .... J.Alt	LB .....D.Henley	RG..... D.Raduanz	LB .....J.Gibbens
WR ... J.Reagor	S ..... D.James	RT..... L.Watson	CB ..... R.McCrear
TE ..... W.Dissly	S ..... A.Gilman	WR ... C.Ridley	CB .....D.Baker
WR ... L.McConkey	CB..... C.Hart	WR.... T.Boyd	CB ....J.Brownlee
QB .... J.Herbert	CB ..... E.Molden	QB..... W.Levis	S .....A.Hooker
RB .... J.Dobbins	CB .....T.Still	RB .... T.Pollard	S .....M.Brown

WEEK 11 vs. CINCINNATI

BENGALS 27
CHARGERS 34
Sunday, Nov. 17, 2024
SoFi Stadium – Inglewood, Calif.

GAME STATISTICS

TEAM	1	2	3	4	OT	F
Cincinnati	3	3	14	7	–	27
L.A. Chargers	7	17	3	7	–	34

SCORING SUMMARY

Team	Q	Time	Play
Bengals	1	6:27	E.McPherson 26 yd. Field Goal
Chargers	1	3:34	W.Dissly 29 yd. pass from J.Herbert (C.Dicker kick)
Bengals	2	12:54	E.McPherson 27 yd. Field Goal
Chargers	2	11:02	Q.Johnston 26 yd. pass from J.Herbert (C.Dicker kick)
Chargers	2	4:35	J.Dobbins 1 yd. run (C.Dicker kick)
Chargers	2	0:00	C.Dicker 19 yd. Field Goal
Chargers	3	10:29	C.Dicker 53 yd. Field Goal
Bengals	3	5:27	J.Chase 4 yd. pass from J.Burrow (E.McPherson kick)
Bengals	3	2:53	T.Higgins 42 yd. pass from J.Burrow (E.McPherson kick)
Bengals	4	12:21	J.Chase 17 yd. pass from J.Burrow (E.McPherson kick)
Chargers	4	0:18	J.Dobbins 29 yd. run (C.Dicker kick)

TEAM STATISTICS

	CIN	LAC
FIRST DOWNS:	24	24
TOTAL NET YARDS:	452	435
NET RUSHING YARDS:	110	155
NET PASSING YARDS:	342	280
PENALTIES/YARDS:	8-56	5-50
3RD DOWN EFFICIENCY (%):	5-17 (29.4%)	3-11 (27.3%)
PUNTS/AVERAGE:	5-50.0	6-46.7
SACKS/YARDS:	2/17	3/14
FUMBLES/LOST:	0-0	1-1
POINTS OFF TURNOVERS:	7	0
AVG. DRIVE START:	OWN 29	OWN 29
TIME OF POSSESSION:	34:08	25:52

INDIVIDUAL TOP PERFORMERS

PASSING

	CMP	ATT	YDS	TD	INT	RT		CMP	ATT	YDS	TD	INT	RT
J.Herbert	17	36	297	2	0	94.3	J.Burrow	28	50	356	3	0	98.4

RUSHING

	ATT	YDS	AVG	LG	TD		ATT	YDS	AVG	LG	TD
J.Herbert	5	65	13.0	30	0	C.Brown	22	86	3.9	27	0
J.Dobbins	11	56	5.1	29	2	J.Burrow	2	28	14.0	14	0

RECEIVING

	REC	YDS	AVG	LG	TD		REC	YDS	AVG	LG	TD
L.McConkey	6	123	20.5	28	0	T.Higgins	9	148	16.4	**42**	1
W.Dissly	4	80	20.0	**29**	1	J.Chase	7	75	10.7	32	2
Q.Johnston	2	48	24.0	**26**	1	C.Brown	5	57	11.4	34	0
J.Palmer	2	23	11.5	12	0	A.Iosivas	3	46	15.3	27	0

TACKLES (SOLO) – LAC: D.Henley 11 (5), D.James 10 (7), A.Gilman 6 (4); **CIN:** G.Stone 9 (8), L.Wilson 8 (4), G.Pratt 8 (4).

SACKS – LAC: T.Tuipulotu 1.5-5, P.Ford 1-7, D.James 0.5-2; **CIN:** J.Ossai 1-12, T.Hendrickson 0.5-2.5, C.Taylor-Britt 0.5-2.5.

INTERCEPTIONS – LAC: None; **CIN:** None.

STARTERS

WR ... Q.Johnston	DL ..... P.Ford	WR ... T.Higgins	DE .... S.Hubbard
TE ..... T.Fisk	DL ...O.Ogbonnia	LT ..... C.Ford	DT ..... B.Hill
LT ..... R.Slater	OLB ..T.Tuipulotu	LG .... C.Volson	DT ..... K.Jenkins
LG .... Z.Johnson	OLB .....J.Bosa	C ..... T.Karras	RDE ..T.Hendrickson
C ..... B.Bozeman	LB ... D.Perryman	RG .... A.Cappa	LB ..... L.Wilson
RG .... T.Pipkins	LB .....D.Henley	RT .... A.Mims	LB ..... G.Pratt
RT .... J.Alt	CB ..... C.Hart	WR ... J.Chase	NCB .....M.Hilton
WR ... L.McConkey	CB .....E.Molden	TE ..... D.Sample	CB ..C.Taylor-Britt
WR ... J.Palmer	CB ..... K.Fulton	TE ..... M.Gesicki	CB .....D.Turner
QB .... J.Herbert	S ..... D.James	QB .... J.Burrow	S ..... G.Stone
RB .... G.Edwards	S ..... A.Gilman	HB .... C.Brown	S .....V.Bell

2024 GAME SUMMARIES

WEEK 12 vs. BALTIMORE

RAVENS 30
CHARGERS 23
Monday, Nov. 25, 2024
SoFi Stadium – Inglewood, Calif.

GAME STATISTICS

TEAM	1	2	3	4	OT	F
Baltimore	0	14	3	13	–	30
L.A. Chargers	7	6	3	7	–	23

SCORING SUMMARY

Team	Q	Time	Play
Chargers	1	9:45	J.Herbert 5 yd. run (C.Dicker kick)
Chargers	2	11:26	C.Dicker 42 yd. Field Goal
Ravens	2	7:48	L.Jackson 10 yd. run (J.Tucker kick)
Ravens	2	0:24	R.Bateman 40 yd. pass from L.Jackson
Chargers	2	0:00	C.Dicker 52 yd. Field Goal
Ravens	3	9:29	J.Tucker 45 yd. Field Goa
Chargers	3	4:08	C.Dicker 52 yd. Field Goal
Ravens	4	12:32	M.Andrews 6 yd. pass from L.Jackson
Ravens	4	7:24	J.Hill 51 yd. run (J.Tucker kick)
Chargers	4	0:46	G.Edwards 1 yd. run (C.Dicker kick)

TEAM STATISTICS

	BAL	LAC
FIRST DOWNS:	19	19
TOTAL NET YARDS:	389	285
NET RUSHING YARDS:	212	83
NET PASSING YARDS:	177	202
PENALTIES/YARDS:	9-102	7-62
3RD DOWN EFFICIENCY (%):	8-15 (53.3%)	5-14 (35.7%)
PUNTS/AVERAGE:	3-54.3	4-41.3
SACKS/YARDS:	4/16	1/0
FUMBLES/LOST:	0-0	1-0
POINTS OFF TURNOVERS:	0	0
AVG. DRIVE START:	OWN 26	OWN 31
TIME OF POSSESSION:	30:57	29:03

INDIVIDUAL TOP PERFORMERS

PASSING

	CMP	ATT	YDS	TD	INT	RT
J.Herbert	21	36	218	0	0	75.9
L.Jackson	16	22	177	2	0	126.4

RUSHING

	ATT	YDS	AVG	LG	TD
J.Dobbins	6	40	6.7	17	0
J.Herbert	4	29	7.3	12	1
D.Henry	24	140	5.8	27	0
J.Hill	4	55	13.8	**51**	1

RECEIVING

	REC	YDS	AVG	LG	TD
L.McConkey	6	83	13.8	19	0
W.Dissly	4	47	11.8	18	0
J.Palmer	3	38	12.7	17	0
J.Dobbins	3	19	6.3	11	0
Z.Flowers	5	62	12.4	25	0
M.Andrews	5	44	8.8	16	1
R.Bateman	2	43	21.5	**40**	1
J.Hill	2	7	3.5	9	0

TACKLES (SOLO) – LAC: D.Henley 10 (4), N.Niemann 8 (4), T.Still 7 (4); **BAL:** M.Harrison 12 (6), N.Wiggins 6 (6), A.Washington 4 (4).

SACKS – LAC: D.James Jr. 1-0; **BAL:** K.Van Noy 1-8, B.Stephens1-4, O.Oweh1-3, J.Tupou 1-1.

INTERCEPTIONS – LAC: None; **BAL:** None.

STARTERS

TE..... T.Fisk	OLB.....K.Mack	TE..... M.Andrews	OLB... T.Robinson
LT ..... R.Slater	DL.... O.Ogbonnia	LT..... R.Stanley	DT .. N.Madubuike
LG..... Z.Johnson	DL..... P.Ford	LG..... P.Mekari	DT..... T.Jones
C..... B.Bozeman	OLB..... J.Bosa	C..... T.Linderbaum	DL... B.Washington
RG ..... T.Pipkins	LB.....D.Henley	RG..... D.Faalele	WLB... T.Simpson
RT..... J.Alt	LB ..... T.Dye	RT..... R.Rosengarten	LB ..... K.Welch
WR.... J.Palmer	CB..... E.Molden	TE..... I.Likely	LB ..... M.Harrison
WR.... Q.Johnston	CB..... K.Fulton	WR.... R.Bateman	CB..... B.Stephens
QB..... J.Herbert	CB..... T.Still	WR.... Z.Flowers	CB...M.Humphrey
FB ..... S.Matlock	S..... D.James	QB..... L.Jackson	S... A.Washington
RB ..... J.Dobbins	S..... A.Gilman	RB ..... D.Henry	S.....K.Hamilton

WEEK 13 at ATLANTA

CHARGERS 17
FALCONS 13
Sunday, Dec. 1, 2024
SoFi Stadium – Inglewood, Calif.

GAME STATISTICS

TEAM	1	2	3	4	OT	F
L.A. Chargers	3	6	8	0	–	17
Atlanta	7	0	6	0	–	13

SCORING SUMMARY

Team	Q	Time	Play
Falcons	1	3:59	B.Robinson 2 yd. run (Y.Koo kick)
Chargers	1	1:39	C.Dicker 45 yd. Field Goal
Chargers	2	11:08	C.Dicker 51 yd. Field Goal
Chargers	2	0:58	C.Dicker 34 yd. Field Goal
Falcons	3	7:23	Y.Koo 41 yd. Field Goal
Chargers	3	1:39	T.Still 61 yd. interception return (J.Herbert-J.Palmer pass)
Falcons	3	0:03	Y.Koo 26 yd. Field Goal

TEAM STATISTICS

	LAC	ATL
FIRST DOWNS:	10	24
TOTAL NET YARDS:	187	350
NET RUSHING YARDS:	56	116
NET PASSING YARDS:	131	234
PENALTIES/YARDS:	7-33	2-10
3RD DOWN EFFICIENCY (%):	3-11 (27.3%)	3-14 (21.4%)
PUNTS/AVERAGE:	3-48.7	2-41.0
SACKS/YARDS:	1-11	5/19
FUMBLES/LOST:	2-1	1-0
POINTS OFF TURNOVERS:	10	7
AVG. DRIVE START:	OWN 26	OWN 33
TIME OF POSSESSION:	24:05	35:55

INDIVIDUAL TOP PERFORMERS

PASSING

	CMP	ATT	YDS	TD	INT	RT
J.Herbert	16	23	147	0	0	86.7
K.Cousins	24	39	245	0	4	40.0

RUSHING

	ATT	YDS	AVG	LG	TD
G.Edwards	6	32	5.3	12	0
K.Vidal	4	20	5.0	16	0
B.Robinson	26	102	3.9	15	1
T.Allgeier	8	16	2.0	4	0

RECEIVING

	REC	YDS	AVG	LG	TD
L.McConkey	9	117	13.0	48	0
Q.Johnston	2	12	6.0	8	0
J.Palmer	1	11	11.0	11	0
S.Smartt	1	3	3.0	3	0
D.London	9	86	9.6	17	0
B.Robinson	6	33	5.5	11	0
R.McCloud	4	95	23.8	60	0
D.Mooney	3	20	6.7	11	0

TACKLES (SOLO) – LAC: T.Dye 14 (7), D.James 10 (5), D.Henley 10 (3); **ATL:** K.Elliss 5 (3), C.Phillips 4 (3), D.Alford 4 (3).

SACKS – LAC: T.Tart 1.0-11; **ATL:** A.Ebiketie 2.0-2, K.Elliss 1-9, K.Street 1-7, D.Onyemata 1-1.

INTERCEPTIONS – LAC: T.Still 2-66-1, D.James 1-2-0, M.Maye 1-0-0; **ATL:** None.

STARTERS

WR..... L.McConkey	OLB.....K.Mack	TE..... K.Pitts	OLB..... M.Judon
TE..... T.Fisk	DL..... P.Ford	LT ..... Ja.Matthews	DL.... D.Onyemata
LT ..... R.Slater	DL.....O.Ogbonnia	LG..... M.Bergeron	DL..... E.Goldman
LG..... Z.Johnson	OLB..... J.Bosa	C..... D.Dalman	DL..... G.Jarrett
C..... B.Bozeman	LB.....T.Dye	RG ..... C.Lindstrom	OLB..... L.Carter
RG ..... T.Pipkins	LB .....D.Henley	RT..... K.McGary	ILB.... N.Landman
RT..... J.Alt	CB..... K.Fulton	WR.... D.London	ILB..... K.Elliss
WR.... D.Davis	CB.....E.Molden	WR.... R.McCloud	CB.....A.Terrell
QB..... J.Herbert	CB.....T.Still	WR.... D.Mooney	CB.....C.Phillips
FB ..... S.Matlock	S..... D.James	QB..... K.Cousins	S.....J.Bates
RB ..... G.Edwards	S.....T.Jefferson	RB ..... B.Robinson	S.....J.Simmons

2024 GAME SUMMARIES

WEEK 14 AT KANSAS CITY

CHARGERS 17
CHIEFS 19

Sunday, Dec. 8, 2024

GEHA Field at Arrowhead Stadium — Kansas City, Mo.

GAME STATISTICS

TEAM	1	2	3	4	OT	F
L.A. Chargers	0	0	14	3	—	17
Kansas City	3	10	0	6	—	19

SCORING SUMMARY

Team	Q	Time	Play
Chiefs	1	10:05	M.Wright 47 yd. Field Goal
Chiefs	2	7:47	M.Wright 33 yd. Field Goal
Chiefs	2	0:47	D.Hopkins 9 yd. pass from P.Mahomes (M.Wright kick)
Chargers	3	7:12	G.Edwards 3 yd. run (C.Dicker kick)
Chargers	3	3:30	Q.Johnston 4 yd. pass from J.Herbert (C.Dicker kick)
Chiefs	4	13:04	M.Wright 50 yd. Field Goal
Chargers	4	4:35	C.Dicker 37 yd. Field Goal
Chiefs	4	0:00	M.Wright 31 yd. Field Goal

TEAM STATISTICS

	LAC	KC
FIRST DOWNS:	20	20
TOTAL NET YARDS:	288	298
NET RUSHING YARDS:	94	96
NET PASSING YARDS:	194	202
PENALTIES/YARDS:	7-50	8-98
3RD DOWN EFFICIENCY (%):	6-16 (46.2%)	8-15 (53.3%)
PUNTS/AVERAGE:	5-42.6	4-51.8
SACKS/YARDS:	3/8	3/19
FUMBLES/LOST:	1-0	0-0
POINTS OFF TURNOVERS:	0	0
AVG. DRIVE START:	OWN 24	OWN 24
TIME OF POSSESSION:	30:53	29:07

INDIVIDUAL TOP PERFORMERS

PASSING

	CMP	ATT	YDS	TD	INT	RT		CMP	ATT	YDS	TD	INT	RT
J.Herbert	21	30	213	1	0	101.1	**P.Mahomes**	24	37	210	1	0	88.8

RUSHING

	ATT	YDS	AVG	LG	TD		ATT	YDS	AVG	LG	TD
G.Edwards	10	36	3.6	10	1	**I.Pacheco**	14	55	3.9	9	0
K.Vidal	8	34	4.3	8	0	**P.Mahomes**	4	17	4.3	10	0

RECEIVING

	REC	YDS	AVG	LG	TD		REC	YDS	AVG	LG	TD
J.Palmer	6	78	13.0	38	0	**T.Kelce**	5	45	9.0	13	0
Q.Johnston	5	48	9.6	21	1	**X.Worthy**	5	41	8.2	14	0
S.Smartt	3	54	18.0	24	0	**D.Hopkins**	4	32	8.0	10	1
W.Dissly	2	19	9.5	15	0	**N.Gray**	4	26	6.5	8	0

TACKLES (SOLO) – LAC: D.Henley 8 (6), T.Still 6 (6), T.Dye 6 (4); **KC:** C.Conner 8 (6), D.Tranquill 7 (4), N.Bolton 5 (5).

SACKS – LAC: D.James 1-6, J.Bosa 1-7, K.Mack 0.5-1, T.Tuipulotu0.5-1; **KC:** T.Wharton2-11, N.Bolton1-8.

INTERCEPTIONS – LAC: None; **KC:** None.

STARTERS

WR.... J.Palmer	OLB.....K.Mack	WR.... D.Hopkins		DE.....G.Karlaftis	
TE..... T.Fisk	DL..... P.Ford	TE..... N.Gray		DT..... C.Jones	
LT ..... R.Slater	DL.... O.Ogbonnia	LT ..... D.Humphries		DT..... M.Pennel	
LG..... Z.Johnson	OLB..... J.Bosa	LG..... J.Thuney		DE..... M.Danna	
C..... B.Bozeman	LB ..... T.Dye	C..... C.Humphrey		LB .....N.Bolton	
RG ..... T.Pipkins	LB ..... D.Henley	RG..... T.Smith		LB .....D.Tranquill	
RT..... J.Alt	CB..... K.Fulton	RT..... J.Taylor		LB ..... L.Chenal	
WR.... J.Reagor	CB..... T.Still	TE..... T.Kelce		CB..... T.McDuffie	
QB..... J.Herbert	S..... D.James	WR.... X.Worthy		CB.....J.Williams	
FB ..... S.Matlock	S..... E.Molden	QB..... P.Mahomes		S.....J.Reid	
RB ..... G.Edwards	S..... M.Maye	RB ..... I.Pacheco		S.....B.Cook	

WEEK 15 VS. TAMPA BAY

BUCCANEERS 40
CHARGERS 17

Sunday, Dec. 15, 2024

SoFi Stadium — Inglewood, Calif.

GAME STATISTICS

TEAM	1	2	3	4	OT	F
Tampa Bay	7	6	17	10	—	40
L.A. Chargers	7	10	0	0	—	17

SCORING SUMMARY

Team	Q	Time	Play
Buccaneers	1	11:14	J.McMillan 26 yd. pass from B.Mayfield (C.McLaughlin kick)
Chargers	1	6:18	L.McConkey 7 yd. pass from J.Herbert (C.Dicker kick)
Buccaneers	2	13:41	C.McLaughlin 22 yd. Field Goal
Chargers	2	8:47	C.Dicker 41 yd. Field Goal
Chargers	2	7:12	Q.Johnston 13 yd. pass from J.Herbert (C.Dicker kick)
Buccaneers	2	0:33	C.McLaughlin 37 yd. Field Goal
Buccaneers	3	10:23	M.Evans 57 yd. pass from B.Mayfield (C.McLaughlin kick)
Buccaneers	3	5:06	C.McLaughlin 42 yd. Field Goal
Buccaneers	3	1:36	M.Evans 35 yd. pass from B.Mayfield (C.McLaughlin kick)
Buccaneers	4	7:37	R.White 11 yd. pass from B.Mayfield (C.McLaughlin kick)
Buccaneers	4	2:51	C.McLaughlin 43 yd. Field Goal

TEAM STATISTICS

	TB	LAC
FIRST DOWNS:	24	14
TOTAL NET YARDS:	506	206
NET RUSHING YARDS:	223	32
NET PASSING YARDS:	283	174
PENALTIES/YARDS:	8-83	7-60
3RD DOWN EFFICIENCY (%):	9-15 (60.0%)	0-6 (0.0%)
PUNTS/AVERAGE:	0-0.0	3-47.0
SACKS/YARDS:	3/25	1/5
FUMBLES/LOST:	1-1	2-1
POINTS OFF TURNOVERS:	7	7
AVG. DRIVE START:	OWN 36	OWN 33
TIME OF POSSESSION:	36:48	23:12

INDIVIDUAL TOP PERFORMERS

PASSING

	CMP	ATT	YDS	TD	INT	RT		CMP	ATT	YDS	TD	INT	RT
J.Herbert	21	33	195	2	1	87.3	**B.Mayfield**	22	27	288	4	1	135.3

RUSHING

	ATT	YDS	AVG	LG	TD		ATT	YDS	AVG	LG	TD
G.Edwards	8	23	2.9	8	0	**B.Irving**	15	117	7.8	54	0
K.Vidal	3	9	3.0	7	0	**R.White**	15	64	4.3	11	0

RECEIVING

	REC	YDS	AVG	LG	TD		REC	YDS	AVG	LG	TD
L.McConkey	5	58	11.6	20	1	**M.Evans**	9	159	17.7	**57**	2
S.Smartt	5	50	10.0	31	0	**J.McMillan**	5	75	15.0	**26**	1
Q.Johnston	5	45	9.0	**13**	1	**C.Otton**	2	24	12.0	13	0
D.Chark	2	16	8.0	12	0	**R.White**	2	17	8.5	**11**	1

TACKLES (SOLO) – LAC: E.Molden 9 (7), T.Dye 9 (5), D.Henley 9 (3); **TB:** L.David 12 (8), J.Tryon 5 (4), Z.McCollum 4 (4).

SACKS – LAC: T.Dye 1-5; **TB:** L.David 1.5-15.5, L.Hall 1.5-9.5.

INTERCEPTIONS – LAC: T.Still 1-18-0; **TB:** J.Dean 1-0-0.

STARTERS

WR.... Q.Johnston	OLB.....K.Mack	WR.... M.Evans		OLB..... A.Nelson	
WR.... L.Shenault	DL..... P.Ford	LT ..... T.Wirfs		DL..... C.Kancey	
LT ..... R.Slater	DL.... O.Ogbonnia	LG..... B.Bredeson		NT..... V.Vea	
LG..... Z.Johnson	OLB..... J.Bosa	C..... G.Barton		DL..... L.Hall	
C..... B.Bozeman	LB ..... T.Dye	RG..... C.Mauch		OLB..... Y.Diaby	
RG ..... T.Pipkins	LB ..... D.Henley	RT..... L.Goedeke		LB ..... L.David	
RT..... J.Alt	CB..... K.Fulton	WR.... J.McMillan		CB..... J.Dean	
TE..... S.Smartt	CB..... T.Still	WR.... S.Shepard		CB.... Z.McCollum	
WR.... L.McConkey	S..... D.James	QB..... B.Mayfield		S.....C.Izien	
QB..... J.Herbert	S..... E.Molden	TE..... C.Otton		S K.Merriweather	
RB ..... G.Edwards	S.....T.Jefferson	RB ..... R.White		S..... T.Smith	

2024 GAME SUMMARIES

WEEK 16 vs. DENVER

BRONCOS 27 CHARGERS 34

Thursday, Dec. 20, 2024

SoFi Stadium — Inglewood, Calif.

GAME STATISTICS

TEAM	1	2	3	4	OT	F
Denver	7	14	3	3	—	27
L.A. Chargers	7	6	6	15	—	34

SCORING SUMMARY

Team	Q	Time	Play
Broncos	1	7:34	A.Estime 3 yd. run (W.Lutz kick)
Chargers	1	3:09	G.Edwards 1 yd. run (C.Dicker kick)
Broncos	2	12:17	M.Burton 1 yd. pass from B.Nix (W.Lutz kick)
Chargers	2	8:50	C.Dicker 37 yd. Field Goal
Broncos	2	6:22	D.Vele 6 yd. pass from B.Nix (W.Lutz kick)
Chargers	2	0:00	C.Dicker 57 yd. Field Goal
Broncos	3	8:31	W.Lutz 41 yd. Field Goal (11-47, 6:29) 24 13
Chargers	3	2:58	G.Edwards 5 yd. run (run failed) (10-70, 5:33) 24 19
Chargers	4	12:23	D.Davis 19 yd. pass from J.Herbert (J.Herbert-J.Palmer pass)
Chargers	4	2:27	H.Haskins 34 yd. pass from J.Herbert (C.Dicker kick)
Broncos	4	0:57	W.Lutz 55 yd. Field Goal

TEAM STATISTICS

	DEN	LAC
FIRST DOWNS:	22	23
TOTAL NET YARDS:	355	380
NET RUSHING YARDS:	110	117
NET PASSING YARDS:	245	263
PENALTIES/YARDS:	7-61	2-8
3RD DOWN EFFICIENCY (%):	5-13 (38.5%)	6-12 (50.0%)
PUNTS/AVERAGE:	5-45.6	3-41.7
SACKS/YARDS:	2-21	2-18
FUMBLES/LOST:	1-0	1-0
POINTS OFF TURNOVERS:	0	0
AVG. DRIVE START:	OWN 29	OWN 29
TIME OF POSSESSION:	32:23	27:37

INDIVIDUAL TOP PERFORMERS

PASSING

	CMP	ATT	YDS	TD	INT	RT
J.Herbert	23	31	284	2	1	110.1
B.Nix	29	40	263	2	0	106.6

RUSHING

	ATT	YDS	AVG	LG	TD
G.Edwards	14	68	4.9	43	2
J.Herbert	8	28	3.5	18	0
A.Estime	9	48	5.3	9	1
B.Nix	3	25	8.3	15	0

RECEIVING

	REC	YDS	AVG	LG	TD
L.McConkey	6	87	14.5	27	0
J.Palmer	3	41	13.7	24	0
S.Smartt	3	37	12.3	19	0
Q.Johnston	3	18	6.0	6	0
D.Vele	7	29	4.1	12	0
C.Sutton	5	50	10.0	18	0
M.Mims	3	62	20.7	53	0
L.Krull	3	21	7.0	10	0

TACKLES (SOLO) – LAC: D.Henley 10 (7), T.Jefferson 7 (4), K.Fulton 6 (6); **DEN:** B.Jones 10 (7), C.Barton 7 (5), P.Locke 6 (2).

SACKS – LAC: J.Bosa 1-8, B.Dupree 1-8; **DEN:** D.Tillman 1-10, D.Sanders 1-11.

INTERCEPTIONS – LAC: None; **DEN:** K.Abrams-Drain, 1-17-0.

STARTERS

WR..... J.Palmer	DL..... P.Ford	WR..... D.Vele	DT..... D.Jones
LT..... R.Slater	DL..... O.Ogbonnia	LT..... G.Bolles	DT... J.Franklin-Myers
LG..... Z.Johnson	DL..... M.Fox	LG..... B.Powers	DE ..... Z.Allen
C..... B.Bozeman	OLB..... K.Mack	C..... L.Wattenberg	OLB..... N.Bonitto
RG..... T.Pipkins	LB..... D.Perryman	RG..... Q.Meinerz	SLB..... J.Cooper
RT..... J.Alt	LB..... D.Henley	RT..... M.McGlinchey	ILB..... J.Strnad
TE..... S.Smartt	OLB... T.Tuipulotu	OL..... M.Peart	ILB..... C.Barton
WR..... L.McConkey	CB..... K.Fulton	TE..... A.Trautman	LCB ..... P.Surtain
QB..... J.Herbert	CB..... T.Still	QB..... B.Nix	CB..... D.Mathis
RB ..... G.Edwards	S..... D.James	TE..... N.Adkins	S..... B.Jones
FB ..... S.Matlock	S..... T.Jefferson	RB ..... A.Estime	S..... P.Locke

WEEK 17 AT NEW ENGLAND

CHARGERS 40 PATRIOTS 7

Saturday, Dec. 28, 2024

Gillette Stadium — Foxborough, Mass.

GAME STATISTICS

TEAM	1	2	3	4	OT	F
L.A. Chargers	7	13	10	10	—	40
New England	0	7	0	0	—	7

SCORING SUMMARY

Team	Q	Time	Play
Chargers	1	3:21	D.Davis 23 yd. pass from J.Herbert (C.Dicker kick)
Chargers	2	10:15	C.Dicker 27 yd. Field Goal
Chargers	2	2:55	L.McConkey 6 yd. pass from J.Herbert (C.Dicker kick)
Patriots	2	1:24	D.Douglas 36 yd. pass from D.Maye (J.Slye kick)
Chargers	2	0:02	C.Dicker 38 yd. Field Goal
Chargers	3	7:37	L.McConkey 40 yd. pass from J.Herbert (C.Dicker kick)
Chargers	3	5:43	C.Dicker 41 yd. Field Goal
Chargers	4	11:58	J.Dobbins 2 yd. run (C.Dicker kick)
Chargers	4	3:47	C.Dicker 35 yd. Field Goal

TEAM STATISTICS

	LAC	NE
FIRST DOWNS:	29	11
TOTAL NET YARDS:	428	181
NET RUSHING YARDS:	147	96
NET PASSING YARDS:	281	85
PENALTIES/YARDS:	6-54	7-60
3RD DOWN EFFICIENCY (%):	10-17 (58.8%)	2-10 (20.0%)
PUNTS/AVERAGE:	2-46.0	4-55.0
SACKS/YARDS:	4/30	0/0
FUMBLES/LOST:	0-0	1-1
POINTS OFF TURNOVERS:	7	0
AVG. DRIVE START:	OWN 34	OWN 29
TIME OF POSSESSION:	40:34	19:26

INDIVIDUAL TOP PERFORMERS

PASSING

	CMP	ATT	YDS	TD	INT	RT
J.Herbert	26	38	281	3	0	116.2
D.Maye	12	22	117	1	0	84.8

RUSHING

	ATT	YDS	AVG	LG	TD
J.Dobbins	19	76	4.0	13	1
H.Haskins	8	30	3.8	8	0
A.Gibson	12	63	5.3	20	0
D.Maye	6	32	5.3	12	0

RECEIVING

	REC	YDS	AVG	LG	TD
L.McConkey	8	94	11.8	**40**	2
Q.Johnston	5	48	9.6	19	0
J.Palmer	4	41	10.3	19	0
D.Davis	2	29	14.5	**23**	1
D.Douglas	4	46	11.5	**36**	1
K.Boutte	4	28	7.0	9	0
A.Hooper	3	19	6.3	9	0
K.Bourne	2	22	11.0	18	0

TACKLES (SOLO) – LAC: K.Fulotn 5 (5), T.Dye 5 (4), T.Still 4 (4); **NE:** J.Tavai 10 (5), K.Dugger 9 (6), D.Godchaux 8 (3).

SACKS – LAC: D. James Jr. 2-21, K.Mack 1-7, T.Tuipulotu1-2; **NE:** None.

INTERCEPTIONS – LAC: None; **NE:** None.

STARTERS

WR..... L.McConkey	OLB..... K.Mack	TE..... H.Henry	OLB... A.Jennings
TE..... T.Fisk	DL..... O.Ogbonnia	WR.... D.Douglas	DT..... J.Pharms
LT ..... R.Slater	DL..... P.Ford	LT ..... V.Lowe	DT.... D.Godchaux
LG..... Z.Johnson	OLB..... J.Bosa	LG..... L.Robinson	DT..... D.Ekuale
C..... B.Bozeman	LB..... T.Dye	C..... C.Strange	DE..... D.Wise
RG ..... J.Salyer	LB..... D.Henley	RG ..... M.Onwenu	LB..... J.Tavai
RT..... J.Alt	CB..... K.Fulton	RT..... D.Jacobs	LB..... S.Takitaki
WR.... Q.Johnston	CB..... T.Still	WR.... K.Bourne	CB..... C.Gonzalez
QB..... J.Herbert	S..... D.James	WR.... K.Boutte	CB..... A.Austin
FB ..... S.Matlock	S..... E.Molden	QB..... D.Maye	S..... K.Dugger
RB ..... J.Dobbins	S..... T.Jefferson	RB ..... R.Stevenson	S..... M.Mapu

2024 GAME SUMMARIES

WEEK 18 AT LAS VEGAS

CHARGERS 34
RAIDERS 20
Sunday, Jan. 5, 2025
Allegiant Stadium — Las Vegas, Nev.

GAME STATISTICS

TEAM	1	2	3	4	OT	F
L.A. Chargers	3	14	3	14	—	34
Las Vegas	3	7	3	7	—	20

SCORING SUMMARY

Team	Q	Time	Play
Raiders	1	2:46	D.Carlson 40 yd. Field Goal
Chargers	1	0:11	C.Dicker 33 yd. Field Goal
Raiders	2	13:04	J.Meyers 25 yd. pass from A.O'Connell
Chargers	2	5:28	C.Dicker 32 yd. Field Goal
Chargers	2	1:05	C.Dicker 49 yd. Field Goal
Chargers	2	0:10	D.Chark 6 yd. pass from J.Herbert (J.Herbert-L.McConkey pass)
Chargers	3	7:10	C.Dicker 20 yd. Field Goal (13-69, 7:50) 20 10
Raiders	3	2:15	D.Carlson 47 yd. Field Goal
Chargers	4	13:32	W.Dissly 2 yd. pass from J.Herbert (C.Dicker kick)
Chargers	4	3:38	H.Haskins 2 yd. run (C.Dicker kick)
Raiders	4	0:25	B.Bowers 12 yd. pass from A.O'Connell (D.Carlson kick)

TEAM STATISTICS

	LAC	LV
FIRST DOWNS:	26	16
TOTAL NET YARDS:	473	264
NET RUSHING YARDS:	137	39
NET PASSING YARDS:	336	225
PENALTIES/YARDS:	7-40	3-28
3RD DOWN EFFICIENCY (%):	7-14 (50.0%)	2-9 (22.2%)
PUNTS/AVERAGE:	1-47.0	3-60.0
SACKS/YARDS:	0-0	1-10
FUMBLES/LOST:	1-0	0-0
POINTS OFF TURNOVERS:	7	0
AVG. DRIVE START:	OWN 32	OWN 31
TIME OF POSSESSION:	38:58	21:02

INDIVIDUAL TOP PERFORMERS

PASSING

	CMP	ATT	YDS	TD	INT	RT		CMP	ATT	YDS	TD	INT	RT
J.Herbert	28	36	346	2	0	125.2	**A.O'Connell**	24	34	214	2	1	94.5

RUSHING

	ATT	YDS	AVG	LG	TD		ATT	YDS	AVG	LG	TD
J.Dobbins	18	63	3.5	10	0	**A.Mattison**	6	20	3.3	11	0
J.Herbert	4	42	10.5	41	0	**A.O'Connell**	4	13	3.3	9	0

RECEIVING

	REC	YDS	AVG	LG	TD		REC	YDS	AVG	LG	TD
Q.Johnston	13	186	14.3	39	0	**J.Meyers**	9	123	13.7	**25**	1
L.McConkey	5	95	19.0	47	0	**B.Bowers**	4	50	12.5	21	1
W.Dissly	5	42	8.4	15	1	**M.Mayer**	4	21	5.3	11	0
J.Dobbins	3	12	4.0	9	0	**A.Mattison**	4	11	2.8	6	0

TACKLES (SOLO) – LAC: T.Still 7 (5), T.Dye 5 (3), D.Henley 5 (2); **LV:** R.Spillane 16 (6), D.Richardson 10 (5), I.Pola-Mao 8 (4).

SACKS – LAC: None; **LV:** A.Butler 1-10.

INTERCEPTIONS – LAC: D.Henley 1-4-0; **LV:** None.

STARTERS

WR.... L.McConkey	OLB.....K.Mack	TE..... H.Bryant	DE ..... C.Snowden
WR.... Q.Johnston	DL.....O.Ogbonnia	TE..... M.Mayer	DT ..... A.Butler
LT ..... J.Alt	DL..... P.Ford	LT ..... K.Miller	DT ..... J.Jenkins
LG..... Z.Johnson	DL..... M.Fox	LG..... J.Powers-Johnson	DT ..... J.Laulu
C..... B.Bozeman	OLB...T.Tuipulotu	C..... A.James	OLB ..... D.Deablo
RG ..... J.Salyer	LB..... D.Henley	RG ..... D.Parham	MLB ..... R.Spillane
RT..... T.Pipkins	LB..... J.Colson	RT..... D.Glaze	CB ..... D.Richardson
TE..... W.Dissly	CB..... K.Fulton	TE..... B.Bowers	CB ..... J.Jones
QB..... J.Herbert	CB..... T.Still	WR.... J.Meyers	S ..... T.Harper
FB ..... S.Matlock	S..... A.Gilman	QB..... A.O'Connell	S ..... T.Moehrig
RB ..... J.Dobbins	S..... D.James	RB ..... A.Mattison	S ..... I.Pola-Mao

AFC WILD CARD AT HOUSTON

CHARGERS 12
TEXANS 32
Saturday, Jan. 11, 2025
NRG Stadium — Houston, Texas

GAME STATISTICS

TEAM	1	2	3	4	OT	F
L.A. Chargers	6	0	0	6	—	12
Houston	0	10	10	12	—	32

SCORING SUMMARY

Team	Q	Time	Play
Chargers	1	9:37	C.Dicker 35 yd. Field Goal
Chargers	1	6:35	C.Dicker 39 yd. Field Goal
Texans	2	0:58	N.Collins 13 yd. pass from C.Stroud (K.Fairbairn kick)
Texans	2	0:03	K.Fairbairn 41 yd. Field Goal
Texans	3	4:48	K.Fairbairn 37 yd. Field Goal
Texans	3	0:13	E.Murray 38 yd. interception return
Texans	4	12:00	K.Fairbairn 30 yd. Field Goal
Chargers		4 10:38	L.McConkey 86 yd. pass from J.Herbert
Texans	4	10:38	D.Ross defensive two point conversion
Texans	4	3:42	J.Mixon 17 yd. run (K.Fairbairn kick)

TEAM STATISTICS

	LAC	HOU
FIRST DOWNS:	15	20
TOTAL NET YARDS:	261	429
NET RUSHING YARDS:	50	168
NET PASSING YARDS:	211	261
PENALTIES/YARDS:	2-10	8-86
3RD DOWN EFFICIENCY (%):	3-11 (27.3%)	5-14 (35.7%)
PUNTS/AVERAGE:	5-44.2	4-45.8
SACKS/YARDS:	3/21	4/31
FUMBLES/LOST:	1-0	3-2
POINTS OFF TURNOVERS:	3	10
AVG. DRIVE START:	OWN 33	OWN 30
TIME OF POSSESSION:	25:35	34:25

INDIVIDUAL TOP PERFORMERS

PASSING

	CMP	ATT	YDS	TD	INT	RT		CMP	ATT	YDS	TD	INT	RT
J.Herbert	14	32	242	1	4	40.9	**C.Stroud**	22	33	282	1	1	90.7

RUSHING

	ATT	YDS	AVG	LG	TD		ATT	YDS	AVG	LG	TD
J.Dobbins	9	26	2.9	8	0	**J.Mixon**	25	106	4.2	**17**	1
G.Edwards	7	22	3.1	8	0	**C.Stroud**	6	42	7.0	27	9

RECEIVING

	REC	YDS	AVG	LG	TD		REC	YDS	AVG	LG	TD
L.McConkey	9	197	21.9	**86**	1	**N.Collins**	7	122	17.4	41	1
W.Dissly	2	16	8.0	9	0	**J.Metchie**	4	28	7.0	10	0
T.Fisk	1	15	15.0	15	0	**C.Stover**	4	28	7.0	11	0
D.Chark	1	10	10.0	10	0	**D.Schultz**	2	23	11.5	14	0

TACKLES (SOLO) – LAC: D.Henley 10 (6), A.Gilman 9 (4), T.Dye 8 (6); **HOU:** E.Murray 7 (4), A.Al-Shaair 6 (3), H.To'oTo'o 6 (3).

SACKS – LAC: K.Mack 2-16, J.Bosa 1-5; **HOU:** W.Anderson 1.5-11.5, M.Edwards 1.5-13.5, D.Autry 1-6..

INTERCEPTIONS – LAC: D.Leonard1-0-0; **HOU:** D.Stingley 2-70-0, E.Murray 1-38-1, K.Lassiter 1-0-0.

STARTERS

WR.... L.McConkey	OLB.....K.Mack	WR.... J.Metchie	DE.....D.Hunter
TE..... W.Dissly	DL.... O.Ogbonnia	WR ... N.Collins	DT.....T.Settle
LT ..... R.Slater	DL..... P.Ford	WR.... X.Hutchinson	DT..... F.Fatukasi
LG..... Z.Johnson	OLB..... J.Bosa	LT ..... L.Tunsil	DE... W.Anderson
C..... B.Bozeman	LB.... D.Perryman	LG..... T.Howard	LB..... H.To'oTo'o
RG ..... J.Salyer	LB.....D.Henley	C..... J.Patterson	LB..... A.Al-Shaair
RT..... J.Alt	CB..... K.Fulton	RG ..... J.Scruggs	LB ..... C.Harris
WR.... Q.Johnston	CB..... C.Hart	RT..... B.Fisher	CB..... D.Stingley
QB..... J.Herbert	S..... D.James	TE..... D.Schultz	CB.....K.Lassiter
FB ..... S.Matlock	S..... A.Gilman	QB..... C.Stroud	S.....C.Bullock
RB ..... J.Dobbins	S.....T.Jefferson	RB ..... J.Mixon	S.....E.Murray

RECORDS

JUSTIN HERBERT
QB

INDIVIDUAL RECORDS

*NFL Record

POINTS

Most Seasons Leading League
1 Nate Kaeding, 2009
LaDainian Tomlinson, 2006
John Carney, 1994

Most, Career
1,076 John Carney, 1990-2000
918 LaDainian Tomlinson, 2001-09
889 Nate Kaeding, 2004-12

Most, Season
186* LaDainian Tomlinson, 2006
150 Cameron Dicker, 2024
146 Nate Kaeding, 2009

Most, Season, Non-Kickers
186* LaDainian Tomlinson, 2006
124 Austin Ekeler, 2021
120 LaDainian Tomlinson, 2005

Most, Season, Rookie
114 Nate Kaeding, 2004
106 Josh Lambo, 2015
Dennis Partee, 1968
94 Herb Travenio, 1965

Most, Game
30 Kellen Winslow, Nov. 22, 1981 at Oakland
24 (10x) Last: Austin Ekeler, Nov. 21, 2021 vs. Pit.
20 Mike Williams, Dec. 13, 2018 at Kansas City

TOUCHDOWNS

Most Seasons Leading League
3 Lance Alworth, 1964, 1965, 1966
2 Austin Ekeler, 2021, 2022
1 LaDainian Tomlinson, 2006
Chuck Muncie, 1981

Most, Career
153 LaDainian Tomlinson, 2001-09
116 Antonio Gates, 2003-18
83 Lance Alworth, 1962-70

Most, Season
31* LaDainian Tomlinson, 2006
20 Austin Ekeler, 2021
LaDainian Tomlinson, 2005
19 Chuck Muncie, 1981

Most, Game
5 Kellen Winslow, Nov. 22, 1981 at Oakland
4 (10x) Last: A.Ekeler, Nov. 21, 2021 vs. Pit.
3 (46x) Last: A.Ekeler, Oct. 2, 2022 at Hou.

Most Consecutive Games
18* LaDainian Tomlinson, 2004-05
10 LaDainian Tomlinson, 2006
9 Antonio Gates, 2009-10
Natrone Means, 1993-94
Lance Alworth, 1963

POINTS AFTER TOUCHDOWN

Most Seasons Leading League
2 Nate Kaeding, 2006
Rolf Benirschke, 1981, 1982
1 Herb Travenio, 1965

Most, Career
349 Nate Kaeding, 2004-12
328 Rolf Benirschke, 1977-86
293 John Carney, 1990-2000

Most, Season
58 Nate Kaeding, 2006
55 Rolf Benirschke, 1981
54 Nate Kaeding, 2004

Most, Game
7 (6x) Last: N.Kaeding, Dec. 28, 2008 vs. Den.
6 (30x) Last: M.Badgley, Dec. 8, 2019 at. Jax.
5 (55x) Last: C.Dicker, Nov. 12, 2023 vs. Det.

Most Consecutive
250 Nate Kaeding, 2004-09
128 Nick Novak, 2011-14
87 Rolf Benirschke, 1983-86

Most Attempts, Career
352 Rolf Benirschke, 1977-86
351 Nate Kaeding, 2004-12
298 John Carney, 1990-2000

Most Attempts, Season
61 Rolf Benirschke, 1981
58 Nate Kaeding, 2006
55 Nate Kaeding, 2004
Bob Thomas, 1985

Most Attempts, Game
8 Rolf Benirschke, Nov. 22, 1981 at Oakland
7 (6x) Last: N.Kaeding, Dec. 28, 2008 vs. Den.
6 (38x) Last: M. Badgley, Dec. 8, 2019 at. Jax.

TWO-POINT CONVERSIONS

Most Seasons Leading League
1 Ladarius Green, 2015
Mikhael Ricks, 1999
Ronnie Harmon, 1994

Most, Career
3 Joshua Palmer, 2021-24
Ronnie Harmon, 1990-95
2 Keenan Allen, 2013-23
Jared Cook, 2021
Austin Ekeler, 2017-23
Mike Williams, 2017-23
Antonio Gates, 2003-18
Melvin Gordon, 2015-19
Ladarius Green, 2012-15
Legedu Naanee, 2007-10
Dave Kocourek, 1960-65

Most, Season
3 Ronnie Harmon, 1994
2 Joshua Palmer, 2024
Jared Cook, 2021
Austin Ekeler, 2021
Melvin Gordon, 2018
Antonio Gates, 2018
1 (37x) Last: Ladd McConkey, 2024

Most, Game
2* Ladarius Green, Oct. 25, 2015 vs. Oakland
1 (46x) Last: Ladd McConkey, Jan. 5, 2025 at L.V.

FIELD GOALS

Most Seasons Leading League
1 Nate Kaeding, 2009
John Carney, 1994

Most, Career
261 John Carney, 1990-2000
180 Nate Kaeding, 2004-12
146 Rolf Benirschke, 1977-86

Most, Season
39 Cameron Dicker, 2024
34 Nick Novak, 2013
John Carney, 1994
32 Nate Kaeding, 2009

Most, Game
6 (3x) Last: G.Davis, Oct. 5, 1997 at Oakland
5 (13x) Last: C.Dicker, Oct. 21, 2024 at Ari.
4 (41x) Last: C.Dicker, Jan. 5, 2025 at L.V.

Most, Game, No Misses
6 (3x) Last: G.Davis, Oct. 5, 1997 at Oakland
5 (12x) Last: C.Dicker, Oct. 21, 2024 at Ari.
4 (29x) Last: C.Dicker, Dec. 28, 2024 at N.E.

Highest Percentage, Career (min. 100 att.)
87.0 Nate Kaeding, 2004-12 (180-of-207)
84.6 Nick Novak, 2011-14, '17 (110-of-130)
81.6 John Carney, 1990-2000 (261-of-320)

Highest Percentage, Season (min. 15 att.)
95.0 Cameron Dicker, 2022 (19-of-20)
93.9 Cameron Dicker, 2023 (31-of-33)
93.8 Michael Badgley, 2018 (15-of-16)

Most Consecutive
32 Nick Novak, 2013-14
29 John Carney, 1992-93
22 Nate Kaeding, 2009-10

Most Attempts, Career
320 John Carney, 1990-2000
208 Rolf Benirschke, 1977-86
207 Nate Kaeding, 2004-12

Most Attempts, Season
42 Cameron Dicker, 2024
40 John Carney, 1993
39 Michael Badgley, 2020

Most Attempts, Game
7 Dick Van Raaphorst, Oct. 8, 1966 at N.Y. Jets
6 (6x) Last: Steve Christie, Dec. 1, 2002 vs. Den.
5 (28x) Last: C.Dicker, Jan. 5, 2025 at L.V.

Longest
59 Cameron Dicker, Oct. 21, 2024 at Arizona
Michael Badgley, Dec. 9, 2018 vs. Cincinnati
57 Cameron Dicker, Dec. 19, 2024 vs. Denver
Nate Kaeding, Dec. 21, 2008 at Tampa Bay
55 Cameron Dicker, Nov. 6, 2023 at N.Y. Jets
Cameron Dicker, Oct. 22, 2023 at K.C.
Nate Kaeding, Nov. 29, 2009 vs. K.C.

RUSHING YARDS

Most Seasons Leading League
2 LaDainian Tomlinson, 2006, 2007
1 Dick Post, 1968
Paul Lowe, 1965

Most, Career
12,490 LaDainian Tomlinson, 2001-09
4,972 Paul Lowe, 1960-68
4,355 Austin Ekeler, 2017-23

Most, Season
1,815 LaDainian Tomlinson, 2006
1,683 LaDainian Tomlinson, 2002
1,645 LaDainian Tomlinson, 2003

Most, Game
243 LaDainian Tomlinson, Dec. 28, 2003 vs. Oak.
220 LaDainian Tomlinson, Dec. 1, 2002 vs. Denver
217 LaDainian Tomlinson, Sept. 29, 2002 vs. N.E.
Gary Anderson, Dec. 18, 1988 vs. Kansas City

Most Games 100 Yards or More, Career
46 LaDainian Tomlinson, 2001-09
15 Natrone Means, 1993-99
Paul Lowe, 1960-68
12 Ryan Mathews, 2010-14

Most Games 100 Yards or More, Season
10 LaDainian Tomlinson, 2006
7 LaDainian Tomlinson, 2002
Don Woods, 1974
6 Ryan Mathews, 2013
LaDainian Tomlinson, 2007
LaDainian Tomlinson, 2004
LaDainian Tomlinson, 2003
Natrone Means, 1994

Most Consecutive Games, 100 Yards or More
9 LaDainian Tomlinson, 2006
5 Natrone Means, 1994
4 LaDainian Tomlinson, 2007

Most Games 200 Yards or More, Career
4 LaDainian Tomlinson, 2001-09
1 Gary Anderson, 1985-88

Longest Run
87t Melvin Gordon, Oct. 29, 2017 at New England
Paul Lowe, Sept. 10, 1961 at Dallas Texans
86t Keith Lincoln, Sept. 30, 1962 at Oakland
85t LaDainian Tomlinson, Dec. 17, 2006 vs. K.C.

RUSHING TOUCHDOWNS

Most Seasons Leading League
3 LaDainian Tomlinson, 2004, 2006, 2007
1 Chuck Muncie, 1981
Paul Lowe, 1961, 1965

Most, Career
138 LaDainian Tomlinson, 2001-09
43 Chuck Muncie, 1980-84
39 Austin Ekeler, 2017-23

Most, Season
28* LaDainian Tomlinson, 2006
19 Chuck Muncie, 1981
18 LaDainian Tomlinson, 2005

Most, Game
4 LaDainian Tomlinson, Oct. 14, 2007 vs. Oak.
LaDainian Tomlinson, Nov. 12, 2006 at Cin.
LaDainian Tomlinson, Oct. 15, 2006 at S.F.
Chuck Muncie, Nov. 29, 1981 vs. Denver
Clarence Williams, Sept. 16, 1979 vs. Buffalo
3 (22x), Last: M.Gordon, Oct. 15, 2018 at Cle.
2 (127x), Last: G.Edwards, Dec. 19, 2024 vs. Den.

Most Consecutive Games
18* LaDainian Tomlinson, 2004-05
9 Natrone Means, 1993-94
8 LaDainian Tomlinson, 2006

RUSHING AVERAGE

Most Seasons Leading League (min. 100 att.)
2 Paul Lowe, 1960, 1965
1 Dickie Post, 1968
Brad Hubbert, 1967
Keith Lincoln, 1963

Highest, Career (minimum 500 att.)
4.90 Paul Lowe, 1960-68
4.71 Keith Lincoln, 1961-66, '68
4.43 Dickie Post, 1967-70

Highest, Season (minimum 100 att.)
6.45 Keith Lincoln, 1963
6.29 Paul Lowe, 1960
5.71 Paul Lowe, 1963

Highest, Game (minimum 10 att.)
14.7 Michael Turner, Oct. 7, 2007 at Denver
13.8 Keith Lincoln, Sept. 30, 1962 at Oakland
13.5 J.K. Dobbins, Sept. 8, 2024 vs. Las Vegas

RUSHING ATTEMPTS

Most, Career
2,880 LaDainian Tomlinson, 2001-09
1,059 Melvin Gordon, 2015-19
1,031 Marion Butts, 1989-93

Most, Season
372 LaDainian Tomlinson, 2002
348 LaDainian Tomlinson, 2006
343 Natrone Means, 1994

Most, Game
39 LaDainian Tomlinson, Oct. 20, 2002 at Oak.
Marion Butts, Dec. 17, 1989 at Kansas City
37 (3x) Last: L.Tomlinson, Nov. 21, 2004 at Oak.
36 LaDainian Tomlinson, Sept. 9, 2001 vs. Was.
Gary Brown, Oct. 5, 1997 at Oakland

PASSING ATTEMPTS

Most Seasons Leading League
2 Dan Fouts, 1980, 1981
John Hadl, 1968, 1971
1 Philip Rivers, 2015

Most, Career
7,591 Philip Rivers, 2004-19
5,604 Dan Fouts, 1973-87
3,640 John Hadl, 1962-72

Most, Season
699 Justin Herbert, 2022
672 Justin Herbert, 2021
661 Philip Rivers, 2015

Most, Game
65 Philip Rivers, Oct. 18, 2015 at Green Bay
64 Justin Herbert, Jan. 9, 2022 at Las Vegas (OT)
58 Philip Rivers, Oct. 25, 2015 vs. Oakland
Mark Herrmann, Dec. 22, 1985 at K.C.

PASSING COMPLETIONS

Most Seasons Leading League
2 Dan Fouts, 1980, 1981
John Hadl, 1968, 1971
1 Philip Rivers, 2015

Most, Career
4,908 Philip Rivers, 2004-19
3,297 Dan Fouts, 1973-87
1,945 Justin Herbert, 2020-24

Most, Season
477 Justin Herbert, 2022
443 Justin Herbert, 2021
437 Philip Rivers, 2015

Most, Game
43 Philip Rivers, Oct. 18, 2015 at Green Bay
40 Justin Herbert, Sept. 24, 2023 at Minnesota
39 Justin Herbert, Dec. 11, 2022 vs. Miami

Most Consecutive
25* Philip Rivers, Nov. 25, 2018 vs. Arizona
22 Philip Rivers, Sept. 13, 2015 vs. Detroit — Sept. 20, 2015 at Cincinnati
20 Philip Rivers, Sept. 13, 2015 vs. Detroit

COMPLETION PERCENTAGE

Most Seasons Leading League (min. 140 att.)
1 Philip Rivers, 2013
Mark Herrmann, 1985
Dan Fouts, 1979
Tobin Rote, 1963

Highest, Career (minimum 500 att.)
66.5 Justin Herbert, 2020-24
64.7 Philip Rivers, 2004-19
62.2 Drew Brees, 2001-05

Highest, Season (minimum 140 att.)
69.5 Philip Rivers, 2013
68.2 Justin Herbert, 2022
68.3 Philip Rivers, 2018

Highest, Game (minimum 20 att.)
96.6 Philip Rivers, Nov. 25, 2018 vs. Ari. (28-of-29)
90.0 Philip Rivers, Nov. 1, 2012 vs. K.C. (18-of-20)
88.0 Drew Brees, Oct. 31, 2004 vs. Oak. (22-of-25)

PASSING YARDS

Most Seasons Leading League
4 Dan Fouts, 1979, 1980, 1981, 1982
3 John Hadl, 1965, 1968, 1971
1 Philip Rivers, 2010

Most, Career
59,271 Philip Rivers, 2004-19
43,040 Dan Fouts, 1973-87
26,938 John Hadl, 1962-72

Most, Season
5,014 Justin Herbert, 2021
4,802 Dan Fouts, 1981
4,792 Philip Rivers, 2015

Most, Game
503 Philip Rivers, Oct. 18, 2015 at Green Bay
455 Philip Rivers, Sept. 26, 2010 at Seattle
444 Dan Fouts, Dec. 11, 1982 at San Francisco
Dan Fouts, Oct. 19, 1980 vs. N.Y. Giants

Most Games 300 Yards or More, Career
70 Philip Rivers, 2004-19
51 Dan Fouts, 1973-87
27 Justin Herbert, 2020-24

Most Games 300 Yards or More, Season
9 Justin Herbert, 2021
8 Justin Herbert, 2020
Philip Rivers, 2015, 2019
Dan Fouts, 1980
7 Dan Fouts, 1981, 1985

Most Consecutive Games, 300 Yards or More
5 Philip Rivers, 2015
4 Dan Fouts, 1979, 1980-81
3 Justin Herbert, 2020-21, 2021, 2022
Philip Rivers, 2010-11, 2016, 2017
Dan Fouts, 1980, 1985
John Hadl, 1967

Most Games 400 Yards or More, Career
11 Philip Rivers, 2004-19
6 Dan Fouts, 1973-87
1 Justin Herbert, 2020-24
Jim Harbaugh, 1999-2000

Longest Completion
99t* Stan Humphries, Sept. 18, 1994 at Seattle
91t Jack Kemp, Nov. 12, 1961 at Denver
88t Ed Luther, Dec. 3, 1984 vs. Chicago

TOUCHDOWN PASSES

Most Seasons Leading League
2 Dan Fouts, 1981, 1982
John Hadl, 1968, 1971
1 Philip Rivers, 2008

Most, Career
397 Philip Rivers, 2004-19
254 Dan Fouts, 1973-87
201 John Hadl, 1962-72

Most, Season
38 Justin Herbert, 2021
34 Philip Rivers, 2008
33 Philip Rivers, 2016
Dan Fouts, 1981

Most, Game
6 Dan Fouts, Nov. 22, 1981 at Oakland
5 (4x), Last: Drew Brees, Oct. 31, 2004 vs. Oak.
4 (32x), Last: J.Herbert, Nov. 12, 2023 vs. Det.

Most Consecutive Games
28 Philip Rivers, 2012-14
27 Philip Rivers, 2017-18
26 Justin Herbert, 2020-23

INTERCEPTIONS THROWN

Most Seasons Leading League (Fewest INT, min. 300 att.)
1 Justin Herbert, 2024
Drew Brees, 2004

Most, Career
242 Dan Fouts, 1973-87
211 John Hadl, 1962-72
198 Philip Rivers, 2004-19

Most, Season
32 John Hadl, 1968
26 John Hadl, 1972
25 John Hadl, 1971
Jack Kemp, 1960

Most, Game
6 Ed Luther, Oct. 31, 1983 vs. Washington
John Hadl, Dec. 8, 1968 vs. Kansas City
5 (9x), Last: C.Whelihan, Dec. 13, 1998 at Sea.
4 (33x), Last: P.Rivers, Nov. 18, 2019 vs. K.C.

Fewest, Season (minimum 150 att.)
1 Easton Stick, 2023 (174 att.)
3 Justin Herbert, 2024 (504 att.)
Ed Luther, 1984 (151 att.)
4 Doug Flutie, 2003 (167 att.)
John Friesz, 1993 (238 att.)

Most Consecutive Attempts, None Intercepted
357 Justin Herbert, Sept. 15, 2024-Dec. 15, 2024
233 Justin Herbert, Dec. 26, 2022-Oct. 1, 2023
194 Drew Brees, Oct. 17-Dec. 5, 2004

Lowest Percentage, Season (minimum 150 att.)
0.6 Justin Herbert, 2024
Easton Stick, 2023
1.4 Justin Herbert, 2022
1.5 Justin Herbert, 2023

PASSER RATING

Most Seasons Leading League (min. 300 att.)
1 Philip Rivers, 2008

Highest, Career (minimum 500 att.)
96.7 Justin Herbert, 2020-24
95.1 Philip Rivers, 2004-19
84.9 Drew Brees, 2001-05

Highest, Season (minimum 300 att.)
105.5 Philip Rivers, 2008, 2013, 2018
104.8 Drew Brees, 2004
104.4 Philip Rivers, 2009

Highest, Game (minimum 20 att.)
157.1 Dan Fouts, Sept. 7, 1981 at Cleveland
154.4 Philip Rivers, Dec. 8, 2019 at Jacksonville
153.1 Drew Brees, Oct. 31, 2004 vs. Oakland

RECEIVING YARDS

Most Seasons Leading League
3 Lance Alworth, 1965, 1966, 1968
1 Wes Chandler, 1982
John Jefferson, 1980

Most, Career
11,841 Antonio Gates, 2003-18
10,530 Keenan Allen, 2013-23
9,584 Lance Alworth, 1962-70

Most, Season
1,602 Lance Alworth, 1965
1,393 Keenan Allen, 2017
1,383 Lance Alworth, 1966

Most, Game
260 Wes Chandler, Dec. 20, 1982 vs. Cincinnati
243 Wes Chandler, Sept. 15, 1985 vs. Seattle
232 Lance Alworth, Oct. 20, 1963 at Kansas City

Most Games 100 Yards or More, Career
41 Lance Alworth, 1962-70
38 Keenan Allen, 2013-23
24 Kellen Winslow, 1979-87

Most Games 100 Yards or More, Season
9 Lance Alworth, 1965
8 Lance Alworth, 1966
7 Keenan Allen, 2017
John Jefferson, 1980

Most Consecutive Games, 100 Yards or More
5 Lance Alworth, 1966
4 Keenan Allen, 2017
Wes Chandler, 1982
John Jefferson, 1979-80
Charlie Joiner, 1976
Lance Alworth, 1968
Lance Alworth, 1965
3 Keenan Allen, 2023
Kellen Winslow, 1982
Kellen Winslow, 1980
John Jefferson, 1980
John Jefferson, 1979
Gary Garrison, 1971
Lance Alworth, 1967
Lance Alworth, 1965
Lance Alworth, 1964

Most Games 200 Yards or More, Career
5* Lance Alworth, 1962-70
2 Wes Chandler, 1981-87
1 Keenan Allen, 2013-23
Malcom Floyd, 2004-15

Longest Reception
99t* Tony Martin, Sept. 18, 1994 at Seattle
91t Keith Lincoln, Nov. 12, 1961 at Denver
88t Bobby Duckworth, Dec. 3, 1984 at Chicago

RECEIVING AVERAGE

Most Seasons Leading League (min. 35 rec.)
1 Mike Williams, 2019
Malcom Floyd, 2011
Wes Chandler, 1982
Gary Garrison, 1970
Lance Alworth, 1965

Average per Catch, Career (minimum 250 rec.)
19.4 Lance Alworth, 1962-70
18.6 Gary Garrison, 1966-76
17.5 Vincent Jackson, 2005-11

Average per Catch, Season (minimum 35 rec.)
23.2 Lance Alworth, 1965
22.9 Gary Garrison, 1970
21.2 Gary Garrison, 1968, 1971

Highest, Game (minimum 5 rec.)
36.0 Lance Alworth, Nov. 2, 1963 at New York Jets
33.6 Lance Alworth, Nov. 15, 1964 at Kansas City
32.0 Lance Alworth, Dec. 19, 1965 vs. Oakland

RECEPTIONS

Most Seasons Leading League
3 Lance Alworth, 1966, 1968, 1969
2 Kellen Winslow, 1980, 1981

Most, Career
955 Antonio Gates, 2003-18
904 Keenan Allen, 2013-23
586 Charlie Joiner, 1976-86

Most, Season
108 Keenan Allen, 2023
107 Austin Ekeler, 2022
106 Keenan Allen, 2021

Most, Game
18 Keenan Allen, Sept. 24, 2023 at Minnesota
16 Keenan Allen, Nov. 22, 2020 vs. N.Y. Jets
15 Austin Ekeler, Oct. 6, 2019 vs. Denver
Keenan Allen, Sept. 13, 2015 vs. Detroit
Kellen Winslow, Oct. 7, 1984 at Green Bay

Most Consecutive Games With a Catch
96 Lance Alworth, 1962-69
80 Antonio Gates, 2003-08
78 Charlie Joiner, 1978-84

RECEIVING TOUCHDOWNS

Most Seasons Leading League
3 Lance Alworth, 1964, 1965, 1966
2 John Jefferson, 1978, 1980
1 Tony Martin, 1996
Wes Chandler, 1982

Most, Career
116 Antonio Gates, 2003-18
81 Lance Alworth, 1962-70
59 Keenan Allen, 2013-23

Most, Season
14 Tony Martin, 1996
Lance Alworth, 1965
13 Antonio Gates, 2004
John Jefferson, 1978, 1980
Lance Alworth, 1964, 1966
12 Antonio Gates, 2014
Gary Garrison, 1970

Most, Game
5* Kellen Winslow, Nov. 22, 1981 at Oakland
4 Lance Alworth, Dec. 1, 1968 at Denver
3 (14x) Last: D.Woodhead, Dec. 20, 2015 vs. Mia.

Most Consecutive Games
9 Antonio Gates, 2009-10
Lance Alworth, 1963
7 Lance Alworth, 1967
6 John Jefferson, 1980
Lance Alworth, 1964

SCRIMMAGE YARDS

Most Seasons Leading League
2 Lance Alworth, 1965, 1968
1 LaDainian Tomlinson, 2003

Most, Career
16,445 LaDainian Tomlinson, 2001-09
11,841 Antonio Gates, 2003-18
10,643 Keenan Allen, 2013-23

Most, Season
2,370 LaDainian Tomlinson, 2003
2,323 LaDainian Tomlinson, 2006
2,172 LaDainian Tomlinson, 2002

Most, Game
271 LaDainian Tomlinson, Dec. 1, 2002 vs. Den.
261 Melvin Gordon, Nov. 6, 2016 vs. Tennessee
260 LaDainian Tomlinson, Dec. 28, 2003 vs. Oak.
Wes Chandler, Dec. 20, 1982 vs. Cincinnati

Most Games 100 Yards or More, Career
79 LaDainian Tomlinson, 2001-09
44 Lance Alworth, 1962-70
39 Keenan Allen, 2013-23

Most Games 100 Yards or More, Season
14 LaDainian Tomlinson, 2006
11 LaDainian Tomlinson, 2003
10 Ryan Mathews, 2011
LaDainian Tomlinson, 2004
LaDainian Tomlinson, 2002

Most Consecutive Games, 100 Yards or More
11 LaDainian Tomlinson, 2006
6 Melvin Gordon, 2018
Ryan Mathews, 2011
LaDainian Tomlinson, 2007
LaDainian Tomlinson, 2004
5 Natrone Means, 1994
Lydell Mitchell, 1978

Most Games 200 Yards or More, Career
12 LaDainian Tomlinson, 2001-09
5 Lance Alworth, 1962-70
2 Lionel James, 1984-88
Wes Chandler, 1981-87

INTERCEPTIONS

Most Seasons Leading League
1 Casey Hayward, 2016
Eric Weddle, 2011
Antonio Cromartie, 2007

Most, Career
42 Gill Byrd, 1983-92
29 Dick Harris, 1960-65
26 Rodney Harrison, 1994-2002

Most, Season
10 Antonio Cromartie, 2007
9 Charlie McNeil, 1961
8 (4x) Last: Ryan McNeil, 2001

Most, Game
3 Antonio Cromartie, Nov. 11, 2007 vs. Ind.
Dwayne Harper, Nov. 27, 1995 vs. Oakland
Pete Shaw, Nov. 2, 1980 at Cincinnati
Clarence Duren, Oct. 30, 1977 at Miami
Chris Fletcher, Nov. 30, 1975 at Denver (OT)
Joe Beauchamp, Sept. 24, 1972 vs. Denver
Leslie "Speedy" Duncan, Sept. 25, 1966 at Oak.
Bud Whitehead, Oct. 10, 1965 at Buffalo
Dick Harris, Nov. 17, 1963 at Buffalo
C.McNeil, Sept. 24, 1961 vs. Houston Oilers
C.McNeil, Dec. 18, 1960 vs. Titans of N.Y.
2 (87x) Last: Tarheeb Still, Dec. 1, 2024 at Atl.

Most Consecutive Games
5 Charlie McNeil, 1961
4 Greg Jackson, 1998
Gill Byrd, 1989
Mike Fuller, 1977
Bryant Salter, 1972
3 (18x) Last: Stephen Cooper, 2008

INTERCEPTION RETURN YARDS

Most Seasons Leading League
1 Vencie Glenn, 1987
Charlie McNeil, 1961

Most, Career
546 Gill Byrd, 1983-92
502 Charlie McNeil, 1960-64
477 Kenny Graham, 1964-69

Most, Season
349 Charlie McNeil, 1961
224 Stanley Richard, 1994
166 Vencie Glenn, 1987

Most, Game
177* Charlie McNeil, Sept. 24, 1961 vs. Hou. Oilers
106 Woodrow Lowe, Nov. 18, 1979 vs. Pittsburgh
103 Vencie Glenn, Nov. 29, 1987 vs. Denver

Longest Return
103t Vencie Glenn, Nov. 29, 1987 vs. Denver
102t Donald Frank, Oct. 31, 1993 at L.A. Raiders
100t Leslie "Speedy" Duncan, Oct. 15, 1967 vs. K.C.

INTERCEPTION TOUCHDOWNS

Most Seasons Leading League
Clinton Hart, 2005
Jeffery Dale, 1985
John Hendy, 1985
Gill Byrd, 1984
Woodrow Lowe, 1979
Fred Dean, 1977
Leroy Jones, 1977
Kenny Graham, 1969
Joe Beauchamp, 1968
Earl Faison, 1964
Henry Schmidt, 1964
Claude Gibson, 1962
Dick Harris, 1961

Most, Career
5 Kenny Graham, 1964-69
Dick Harris, 1960-65
4 Woodrow Lowe, 1976-86
3 Eric Weddle, 2007-15
Joe Beauchamp, 1966-75

Most, Season
3 Dick Harris, 1961
2 (9x) Last: Demorrio Williams, 2012
1 (78x) Last: Tarheeb Still, 2024

Most, Game
1 (99x) Last: Tarheeb Still, Dec. 1, 2024 at Atl.

SACKS

Most Seasons Leading League
1 Shawne Merriman, 2006

Most, Career
105.5 Leslie O'Neal, 1986-95
72.0 Joey Bosa, 2016-24
69.5 Shaun Phillips, 2004-12

Most, Season
17.5 Gary Johnson, 1980
17.0 Khalil Mack, 2023
Shawne Merriman, 2006
Leslie O'Neal, 1992
Steve DeLong, 1969
15.5 Fred Dean, 1978

Most, Game (since 1982)
6.0 Khalil Mack, Oct. 1, 2023 vs. Las Vegas
5.0 Leslie O'Neal, Nov. 16, 1986 vs. Dallas
4.0 Antwan Barnes, Dec. 18, 2011 vs. Baltimore
Shaun Phillips, Oct. 3, 2010 vs. Arizona
Leslie O'Neal, Oct. 22, 1995 at Seattle
Leslie O'Neal, Dec. 6, 1992 at Phoenix
Leslie O'Neal, Dec. 22, 1991 vs. Denver

PUNTS

Most Seasons Leading League
1 Paul Maguire, 1962

Most, Career
771 Darren Bennett, 1995-2003
756 Mike Scifres, 2003-15
519 Dennis Partee, 1968-75

Most, Season
95 Darren Bennett, 1998
92 Darren Bennett, 2000
89 Darren Bennett, 1997, 1999

Most, Game
11 (5x), Last: D.Bennett, Oct. 11, 1998 at Oak.
10 (10x) Last: D.Kaser, Nov. 12, 2017 at Jax.
9 (14x), Last: D.Kaser, Dec. 24, 2017 at N.Y. Jets

PUNT YARDS

Most Seasons Leading League
1 Paul Maguire, 1962

Most, Career
34,152 Mike Scifres, 2003-15
33,776 Darren Bennett, 1995-2003
21,417 Dennis Partee, 1968-75

Most, Season
4,248 Darren Bennett, 2000
4,174 Darren Bennett, 1998
3,972 Darren Bennett, 1997

Most, Game
522 Darren Bennett, Oct. 11, 1998 at Oakland
493 Mike Scifres, Nov. 18, 2012 at Denver
492 Dennis Partee, Nov. 10, 1974 at Kansas City

Longest Punt
83 JK Scott, Dec. 10, 2023 vs. Denver
82 Paul Maguire, Nov. 19, 1961 vs. Dallas Texans
73 Dennis Partee, Oct. 17, 1971 at Denver

PUNTING AVERAGE

Most Seasons Leading League (min. 50 punts)
1 Darren Bennett, 2000
Highest, Career (minimum 100 punts)
47.4 Drew Kaser, 2016-18
46.5 Ty Long, 2019-21
45.6 JK Scott, 2022-24
Highest, Season (minimum 50 punts)
48.3 Mike Scifres, 2012
48.1 Drew Kaser, 2017
46.8 Ty Long, 2020
Highest, Game (minimum 4 punts)
59.5 Mike Scifres, Oct. 17, 2010 at St. Louis
Darren Bennett, Oct. 1, 1995 at Pittsburgh
57.4 JK Scott, Dec. 10, 2023 vs. Denver
57.3 JK Scott, Oct. 27 2024 vs. New Orleans

PUNT RETURN YARDS

Most Seasons Leading League
1 Leslie "Speedy" Duncan, 1965
Most, Career
2,388 Mike Fuller, 1975-80
1,651 Leslie "Speedy" Duncan, 1964-70
1,407 Darrien Gordon, 1993-96
Most, Season
537 Darrien Gordon, 1996
489 Eric Metcalf, 1997
475 Darrien Gordon, 1994
Most, Game
168 Eric Metcalf, Nov. 2, 1997 at Cincinnati
136 Mike Fuller, Nov. 21, 1976 at Buffalo
133 Andre Coleman, Sept. 17, 1995 at Philadelphia
Longest Return
95t Leslie "Speedy" Duncan, Nov. 24, 1968 vs. NYJ
90t Darrien Gordon, Sept. 25, 1994 at L.A. Raiders
88t Andre Coleman, Sept. 17, 1995 at Philadelphia
Mike Fuller, Oct. 9, 1977 at New Orleans

PUNT RETURN AVERAGE

Most Seasons Leading League (min. 20 ret.)
1 Derius Davis, 2023
Ron Smith, 1973
Leslie "Speedy" Duncan, 1965
Highest, Career (minimum 50 ret.)
13.7 Darrien Gordon, 1993-96
12.0 Leslie "Speedy" Duncan, 1964-70
11.3 Mike Fuller, 1975-80
Highest, Season (minimum 20 ret.)
16.0 Derius Davis, 2023
15.5 Leslie "Speedy" Duncan, 1965
14.9 Darrien Gordon, 1996

PUNT RETURN TOUCHDOWNS

Most Seasons Leading League
2 Leslie "Speedy" Duncan, 1965, 1966
1 Derius Davis, 2023
Desmond King, 2018
Eric Metcalf, 1997
Andre Coleman, 1995
Darrien Gordon, 1994
Nate Lewis, 1990
Kitrick Taylor, 1990
Ron Smith, 1973
Most, Career
4 Leslie "Speedy" Duncan, 1964-70
3 Eric Metcalf, 1997
Darrien Gordon, 1993-96
2 (5x) Last: Desmond King, 2017-19
Most, Season
3 Eric Metcalf, 1997
2 (3x) Last: Darrien Gordon, 1994
1 (20x) Last: Derius Davis, 2023
Most, Game
2* Eric Metcalf, Nov. 2, 1997 at Cincinnati
1 (26x) Last: Derius Davis, Nov. 6, 2023 at NYJ

PUNT RETURNS

Most, Career
212 Mike Fuller, 1975-80
138 Leslie "Speedy" Duncan, 1964-70
124 Lionel James, 1984-88
Most, Season
46 Mike Fuller, 1979
45 Eric Metcalf, 1997
39 Mike Fuller, 1978
Most, Game
8 (4x) Last: Leon Johnson, Dec. 7, 2003 at Det.
7 (4x) Last: M.Fuller, Dec. 17, 1978 at Hou. Oilers
6 (9x) Last: J.Herndon, Dec. 20, 2015 vs. Mia.
Most Fair Catches, Season
29 Derius Davis, 2023
25 Travis Benjamin, 2017
24 Kenny Graham, 1969
Most Fair Catches, Game
6 Derius Davis, Dec. 10, 2023 vs. Denver
Phil McConkey, Dec. 17, 1989 at Kansas City
5 Travis Benjamin, Oct. 22, 2017 vs. Denver
Jeff Graham, Sept. 3, 2000 at Oakland
Kenny Graham, Oct. 4, 1969 vs. Cincinnati

KICKOFF RETURN YARDS

Most Seasons Leading League
1 Ronney Jenkins, 2001
Lionel James, 1984
James Brooks, 1982
Most, Career
6,469 Darren Sproles, 2005-10
3,997 Ronney Jenkins, 2000-02
3,914 Andre Coleman, 1994-96
Most, Season
1,541 Ronney Jenkins, 2001
1,531 Ronney Jenkins, 2000
1,528 Darren Sproles, 2005
Most, Game
250 Ronney Jenkins, Nov. 18, 2001 at Oakland
221 Ronney Jenkins, Sept. 10, 2000 vs. N.O.
215 Richard Goodman, Jan. 1, 2012 at Oakland
Longest Return
105t Richard Goodman, Jan. 1, 2012 at Oakland
103t Darren Sproles, Sept. 14, 2008 at Denver
Keith Lincoln, Sept. 16, 1962 vs. Titans of N.Y.
101t Andre Roberts, Jan. 2, 2022 vs. Denver

KICKOFF RETURN AVERAGE

Most Seasons Leading League (min. 10 ret.)
1 Jimmy Warren, 1964
Highest, Career (minimum 75 ret.)
25.3 Leslie "Speedy" Duncan, 1964-70
25.1 Darren Sproles, 2005-10
24.2 Ronney Jenkins, 2000-02
Highest, Season (minimum 10 ret.)
32.8 Andre Roberts, 2021
29.7 Antonio Cromartie, 2006
28.9 Nasir Adderley, 2020

KICKOFF RETURN TOUCHDOWNS

Most Seasons Leading League
2 Anthony Miller, 1988, 1989
1 Richard Goodman, 2011
Ronney Jenkins, 2001
Andre Coleman, 1995
Nate Lewis, 1991
Jamie Holland, 1988
Keith Lincoln, 1962
Most, Career
4 Andre Coleman, 1994-96
3 Ronney Jenkins, 2000-02
2 Darren Sproles, 2005-10
Anthony Miller, 1988-93
Most, Season
2 Ronney Jenkins, 2001
Andre Coleman, 1995
Andre Coleman, 1994
1 (14x) Last: Andre Roberts, 2021
Most, Game
1 (20x) Last: A.Roberts, Jan. 2, 2022 vs. Den.

KICKOFF RETURNS

Most Seasons Leading League
1 Lionel James, 1984
James Brooks, 1982
Most, Career
258 Darren Sproles, 2005-10
166 Andre Coleman, 1994-96
165 Ronney Jenkins, 2000-02
Most, Season
67 Ronney Jenkins, 2000
63 Darren Sproles, 2005
62 Andre Coleman, 1995
Most, Game
8 (5x) Last: Darren Sproles, Oct. 26, 2008 at N.O. in London
7 (14x) Last: D.Davis, Dec. 15, 2024 vs. T.B.
6 (36x) Last: R.Goodman, Jan. 1, 2012 at Oak.

COMBINED KICK & PUNT RETURN YARDS

Most Seasons Leading League
1 James Brooks, 1982
Leslie "Speedy" Duncan, 1965
Most, Career
7,404 Darren Sproles, 2005-10
5,037 Leslie "Speedy" Duncan, 1964-70
4,240 Andre Coleman, 1994-96
Most, Season
1,737 Andre Coleman, 1995
1,636 Darren Sproles, 2005
1,625 Darren Sproles, 2008

COMBINED KICK & PUNT RETURNS

Most Seasons Leading League
1 Leslie "Speedy" Duncan, 1965
Most, Career
372 Darren Sproles, 2005-10
289 Mike Fuller, 1975-80
272 Leslie "Speedy" Duncan, 1964-70
Most, Season
90 Andre Coleman, 1995
81 Darren Sproles, 2005
80 Darren Sproles, 2009

SERVICE

Most Seasons
17 David Binn, 1994-2010
16 Philip Rivers, 2004-19
Antonio Gates, 2003-18
15 Dan Fouts, 1973-87
Russ Washington, 1968-82
14 Don Macek, 1976-89
Doug Wilkerson, 1971-84
Most Games
256 David Binn, 1994-2010
236 Antonio Gates, 2003-18
228 Philip Rivers, 2004-19
200 Junior Seau, 1990-2002
Russ Washington, 1968-82
Most Consecutive Games
225 Philip Rivers, 2005-19
179 David Binn, 1994-10
178 Russ Washington, 1968-80
Most Consecutive Starts
224 Philip Rivers, 2006-19
148 Russ Washington, 1970-80
140 Walt Sweeney, 1964-73

TEAM RECORDS

*NFL Record | †strike-shortened 1982 season

GAMES WON

Most, Season
14 2006
13 2009
12 1961, 1979, 2004, 2018

Fewest, Season
1 2000
2 1973, 1975
4 1962, 1972, 1986, 1991, 1997, 2003, 2015

Most Consecutive
15 Nov. 27, 1960–Dec. 3, 1961
11 (3x) Last: Oct. 25, 2009–Jan. 3, 2010
8 (7x) Last: Oct. 25, 2004–Dec. 13, 2004

Most Consecutive at Home
10 Nov. 5, 1978–Nov. 25, 1979
9 (3x) Last: Sept. 17, 2006–Sept. 9, 2007
8 (4x) Last: Sept. 17, 2006–Dec. 31, 2006

Most Consecutive on Road
11 Oct. 2, 1960–Nov. 12, 1961
6 (4x) Last: Oct. 14, 2018 -Dec. 30, 2018
5 (5x) Last: Oct. 14, 2018 -Dec. 13, 2018

Most Consecutive at Start of Season
11 1961
6 1994
4 1966, 1980, 2002

GAMES LOST

Most, Season
15 2000
12 1975, 1986, 1991, 1997, 2003, 2015, 2023
11 1973, 1998, 2001, 2016, 2019

Fewest, Season
2 1961, 1965, 2006
3 2009, 1963, 1982†
4 1960, 1979, 2004, 2018

Most Consecutive
11 (2x) Last: Sept. 3, 2000–Nov. 19, 2000
9 (5x) Last: Dec. 4, 2016–Oct. 1, 2017
8 (9x) Last: Dec. 4, 2016–Sept. 24, 2017

Most Consecutive at Home
7 Nov. 13, 2016–Oct 1, 2017
6 (2x) Last: Nov. 13, 2016–Sept. 24, 2017
5 (11x) Last: Nov. 12, 2023-Jan. 7, 2024

Most Consecutive on Road
11 Oct. 6, 1985–Oct. 26, 1986
8 (4x) Last: Sept. 3, 2000–Dec. 17, 2000
7 (7x) Last: Nov. 10, 2002–Oct. 5, 2003

Most Consecutive on Road w/o Victory (Ties incl.)
14 Nov. 22, 1970–Nov. 19, 1972

POINTS

Most Seasons Leading League
6 1963, 1965, 1981, 1982, 1985, 2006

Most, Season
492 2006
478 1981
474 2021

Most, Game
58 Dec. 22, 1963 vs. Denver
55 Nov. 22, 1981 at Oakland
Oct. 20, 1968 vs. Denver
54 Nov. 19, 2017 vs. Buffalo

Most Game, Both Teams
98 Dec. 8, 1985 vs. Pittsburgh
93 Dec. 18, 1960 vs. Titans of New York
90 Nov. 12, 2006 at Cincinnati

Most, Half
42 Nov. 12, 2006 at Cincinnati (2nd half)
41 Nov. 5, 1961 vs. Titans of N.Y. (2nd half)
37 Nov. 19, 2017 vs. Buffalo (1st half)

Most, Quarter
28 Nov. 25, 2018 vs. Arizona (2nd quarter)
Nov. 15, 1964 at K.C. (2nd quarter)
Nov. 5, 1961 vs. Titans of N.Y. (3rd quarter)
Sept, 24, 1961 vs. Houston Oilers (2nd quarter)

Most, Quarter, Both Teams
41 Nov. 21, 2021 vs. Pittsburgh (4th quarter)
Oct. 10, 2021 vs. Cleveland (4th quarter)
38 Dec. 26, 2021 at Houston (4th quarter)
Sept. 14, 2008 at Denver (2nd quarter)
Oct. 19, 1986 at Kansas City (2nd quarter)
Oct. 6, 1963 at Denver (2nd quarter)
Oct. 7, 1961 at Boston (2nd quarter)

Fewest, Season
188 1973
189 1975
212 1974

Fewest, Game
0 (29x) Last: Dec. 6, 2020 vs. New England

Most Consecutive Games Not Shutout
240 Nov. 7, 1999–Nov. 2, 2014
114 Oct. 4, 1992–Oct. 24, 1999
105 Sept. 7, 1962–Oct. 26, 1969
98 Nov. 16, 2014–Nov. 29, 2020

TOUCHDOWNS

Most Seasons Leading League
6 1963, 1979, 1981, 1982, 1985, 2006

Most, Season
61 1981
60 1985
59 2006

Most, Game
8 Dec. 8, 1985 vs. Pittsburgh
Nov. 22, 1981 at Oakland
7 (9x) Last: Oct. 10, 2021 vs. Cleveland
6 (37x) Last: Dec. 8, 2019 at Jacksonville

Fewest, Season
22 1973, 1975
23 1998
25 1977, 1999

POINTS AFTER TOUCHDOWN

Most Seasons Leading League
5 1965, 1981, 1982, 1985, 2006

Most, Season
58 2006
55 1981
54 2004

Most, Game
7 (7x) Last: Dec. 28, 2008 vs. Denver
6 (30x) Last: Dec. 8, 2019 at Jacksonville
5 (54x) Last: Nov. 12, 2023 vs. Detroit

Fewest, Season
19 1973, 1998
20 1975
21 1977

TWO-POINT CONVERSIONS

Most Seasons Leading League
4 2008, 2010, 2018, 2021

Most, Season
7 2021
6 2018
3 1994, 2024

Most, Game (since 1994)
2 Dec. 2, 2018 at Pittsburgh
Sept. 9, 2018 vs. Kansas City
Oct. 25, 2015 vs. Oakland
1 (42x) Last: Jan. 5, 2025 at Las Vegas

Most Attempts, Season
11 2021
8 2018
7 1994

Most Attempts, Game (since 1994)
3 Dec. 26, 2021 at Houston
Sept. 9, 2018 vs. Kansas City
Sept. 4, 1994 at Denver
2 (7x) Last: Dec. 19, 2024 vs. Denver
1 (53x) Last: Jan. 5, 2025 at Las Vegas

FIELD GOALS

Most Seasons Leading League
2 1994, 2009

Most, Season
39 2024
34 1994, 2013
32 2009

Most, Game
6 (3x) Last: Oct. 5, 1997 at Oakland
5 (13x) Last: Oct. 21, 2024 at Arizona
4 (41x) Last: Jan. 5, 2025 at Las Vegas

Most Attempts, Season
43 2001
42 2024
40 1993

Most Attempts, Game
7 Oct. 8, 1966 at N.Y. Jets
6 (6x) Last: Nov. 19, 2017 vs. Buffalo
5 (30x) Last: Jan. 5, 2025 at Las Vegas

Most, Game, Both Teams
9 Sept. 29, 1996 vs. Kansas City
8 Nov. 3, 1996 at Indianapolis
Nov. 9, 1975 vs. New England
7 (17x) Last: Oct. 17, 2022 vs. Denver (OT)

Most Attempts, Game, Both Teams
10 (4x) Last: Dec. 12, 1999 vs. Seattle
9 (3x) Last: Dec. 1, 2002 vs. Denver
8 (24x) Last: Dec. 31, 2023 at Denver

Fewest Made, Season
6 1974
10 1976
12 1964, 1970, 1973, 1975

Fewest Attempts, Season
16 1974
19 1970
20 1962, 1976, 1988, 2003

FIRST DOWNS

Most Seasons Leading League (Total)
7 1965, 1969, 1980, 1981, 1982, 1983, 1985

Most, Season
401 2021
380 1985
379 1981

Most, Game
35 Oct. 19, 1986 at Kansas City
34 Nov. 18, 1984 vs. Miami (OT)
Dec. 20, 1982 vs. Cincinnati
33 Nov. 21, 2021 vs. Pittsburgh
Sept. 9, 2018 vs. Kansas City
Sept. 15, 2013 at Philadelphia
Oct. 31, 2004 vs. Oakland

Most, Game, Both Teams
62 Sept. 15, 1985 vs. Seattle
60 Sept. 10, 2023 vs. Miami
58 Dec. 29, 2002 vs. Seattle (OT)
Sept. 22, 1985 at Cincinnati
Nov. 18, 1984 vs. Miami (OT)

Fewest, Season
198 1973, 1975
208 1961
217 1962

Fewest, Game
3 Nov. 30, 1975 at Denver (OT)
5 Nov. 16, 2003 at Denver
Oct. 5, 1970 vs. Oakland
6 Dec. 24, 2000 vs. Pittsburgh
Nov. 22, 1987 at Seattle

Most Seasons Leading League (Rushing)
3 1963, 1965, 2006

Most by Rushing, Season
137 2006
131 2004
127 1965, 1981

Most by Rushing, Game
19 Nov. 27, 1960 vs. Oakland
18 Oct. 3, 1965 vs. Houston Oilers
17 (4x) Last: Sept. 10, 2023 vs. Miami

Fewest by Rushing, Game
0 Dec. 5, 2010 vs. Oakland
Nov. 14, 1999 at Oakland
1 (19x) Last: Dec. 15, 2024 vs. Tampa Bay
2 (54x) Last: Oct. 16, 2023 vs. Dallas

Most Seasons Leading League (Passing)
7 1968, 1971, 1980, 1981, 1982, 1983, 1985

Most by Passing, Season
259 1985
256 2021
244 1980

Most by Passing, Game
27 Sept. 15, 1985 vs. Seattle
26 Oct. 18, 2015 at Green Bay
23 Dec. 20, 1982 vs. Cincinnati
Oct. 19, 1980 vs. N.Y. Giants

Fewest by Passing, Season
89 1975
93 1973
110 1961

Fewest by Passing, Game
0 Sept. 20, 1998 at Kansas City
1 Nov. 30, 1975 at Denver (OT)
2 (3x) Last: Nov. 16, 2003 at Denver

Most Seasons Leading League (Penalty)
2 1960, 1970

Most by Penalty, Season
39 2013, 2019
37 2004, 2014
36 2016, 2020

Most by Penalty, Game
7 Oct. 17, 2022 vs. Denver (OT)
Nov. 13, 2016 vs. Tennessee
Nov. 15, 1998 vs. Baltimore
Nov. 30, 1997 vs. Denver
6 (5x) Last: Nov. 30, 2014 at Baltimore
5 (23x) Last: Nov. 21, 2021 vs. Pittsburgh

Fewest by Penalty, Season
11 1975
12 1964
13 1968

NET YARDS GAINED

Most Seasons Leading League
8 1963, 1965, 1980, 1981, 1982, 1983, 1985, 2010

Most, Season
6,744 1981
6,634 2021
6,535 1985

Most, Game
661 Dec. 20, 1982 vs. Cincinnati
593 Nov. 10, 1985 vs. L.A. Raiders
581 Oct. 20, 1968 vs. Denver

Most, Game, Both Teams
1,102 Dec. 20, 1982 vs. Cincinnati
1,057 Oct. 20, 1968 vs. Denver
1,050 Sept. 15, 2013 at Philadelphia

Fewest, Season
3,411 1975
3,622 1973
3,953 1970

Fewest, Game
70 Nov. 2, 1969 at Denver
93 Oct. 5, 1975 vs. Oakland
96 Nov. 16, 2003 at Denver

Most Total Offensive Plays, Season
1,154 1984, 2022
1,135 1980
1,129 1981

Fewest Total Offensive Plays, Season
617 1982†
753 1963
759 1964

RUSHING

Most Seasons Leading League (Attempts)
1 1965

Most Attempts, Season
590 1978
525 2004
522 2006

Most Attempts, Game
58 Nov. 20, 1977 vs. Oakland
53 Dec. 16, 2007 vs. Detroit
Sept. 10, 1978 vs. Oakland
Dec. 3, 1972 vs. Oakland
52 Nov. 27, 1960 vs. Oakland

Fewest Attempts, Season
267 1982†
351 2000
361 1966

Most Seasons Leading League (Yards)
2 1963, 1965

Most Yards, Season
2,578 2006
2,257 1990
2,248 1991

Most Yards, Game
289 Dec. 28, 2008 vs. Denver
287 Oct. 13, 1963 vs. N.Y. Jets
274 Dec. 16, 2007 vs. Detroit

Fewest Yards, Game
2 Dec. 17, 1961 vs. Boston
3 Nov. 19, 1961 vs. Dallas Texans
11 Nov. 20, 1960 vs. Buffalo

Most Seasons Leading League (Touchdowns)
4 1961, 1981, 1982, 2006

Most Touchdowns, Season
32 2006
26 1981
25 1979

Fewest Touchdowns, Season
4 2012, 2015
5 1997
6 2014

Most Touchdowns, Game
5 (4x) Last: Dec. 28, 2008 vs. Denver
4 (22x) Last: Dec. 25, 2009 at Tennessee
3 (49x) Last: Sept. 10, 2023 vs. Miami

RUSHING AVERAGE

Most Seasons Leading League
6 1960, 1963, 1965, 1969, 1991, 2003

Most, Season
5.6 1963
5.1 2003
4.9 2006

Highest, Game
8.52 Dec. 24, 1967 vs. N.Y. Jets
8.44 Dec. 22, 1963 vs. Denver
8.26 Nov. 5, 2006 vs. Cleveland

PASSING

Most Seasons Leading League (Attempts)
3 1968, 1984, 1985

Most Attempts, Season
711 2022
674 2021
667 2015

Most Attempts, Game
65 Oct. 18, 2015 at Green Bay
Oct. 19, 1986 at Kansas City
64 Jan. 9, 2022 at Las Vegas (OT)
58 Oct. 25, 2015 vs. Oakland
Dec. 22, 1985 at Kansas City

Fewest Attempts, Season
337 1975
338 1982†
349 1974

Fewest Attempts, Game
6 Dec. 19, 2004 at Cleveland
10 Dec. 18, 1988 vs. Kansas City
11 (2x) Last: Oct. 28, 2007 vs. Houston

Most Seasons Leading League (Completions)
3 1983, 1984, 1985

Most Completions, Season
485 2022
443 2021
442 2015

Most Completions, Game
43 Oct. 18, 2015 at Green Bay
41 Sept. 24, 2023 at Minnesota
39 Dec. 11, 2022 vs. Miami

Fewest Completions, Game
1 at Kansas City Sept. 20, 1998
3 vs. Oakland Oct. 5, 1975
4 at Cleveland Dec. 19, 2004
vs. Kansas City Nov. 2, 1986

Most Seasons Leading League (Net Yards)
11 1965, 1968, 1971, 1978, 1979, 1980, 1981, 1982, 1983, 1985, 2017

Most Net Yards Gained, Season
4,870 1985
4,800 2021
4,739 1981

Most Net Yards Gained, Game
494 Sept. 15, 1985 vs. Seattle
488 Oct. 18, 2015 at Green Bay
486 Dec. 20, 1982 vs. Cincinnati

Fewest Net Yards Gained, Season
1,610 1975
1,808 1973
2,244 1977

Fewest Net Yards Gained, Game
-22 Oct. 5, 1975 vs. Oakland
-19 Sept. 20, 1998 at Kansas City
7 Sept. 16, 1973 at Washington

Most Seasons Leading League (Touchdowns)
5 1971, 1981, 1982, 1985, 2008

Most Touchdowns, Season
38 2021
37 1985
34 1981, 2008

Fewest Touchdowns, Season
7 1975
9 1973
11 1977, 1988, 1998

Most Touchdowns, Game
7* Nov. 22, 1981 at Oakland
5 (9x) Last: Oct. 31, 2004 vs. Oakland
4 (35x) Last: Nov. 12, 2023 vs. Detroit

Most Seasons Leading League (Fewest INTs)
3 1966, 2004, 2024

Most Had Intercepted, Season
34 1962, 1998
33 1968, 1983, 1986
30 1964, 1973, 1978, 1985, 2000

Most Had Intercepted, Game
7 Dec. 13, 1998 at Seattle
Dec. 8, 1968 vs. Kansas City
6 (6x) Last: Oct. 24, 1999 vs. Green Bay
5 (14x) Last: Dec. 27, 1987 at Denver

Fewest Had Intercepted, Season
3 2024
8 2004, 2023
9 2006

SACKED ATTEMPTING TO PASS

Most Seasons Leading League (Least Sacked)
5 1963, 1964, 1967, 1968, 2017
Most Times, Season
57 1970
53 2000
51 1997
Fewest Times, Season
11 1967
12 1982†
18 1968, 2017
Most Times Sacked Opponent, Season
62 1986
61 2006
60 1980
Most Times Sacked Opponent, Game
11 Dec. 23, 2012 at N.Y. Jets
Nov. 16, 1986 vs. Dallas
10 Sept. 24, 1978 vs. Green Bay
9 (5x) Last: Dec. 24, 2016 at Cleveland

INTERCEPTIONS

Most Seasons Leading League (Interceptions)
3 1961, 2007, 2016
Most, Season
49* 1961
31 1969
30 1964, 2007
Most, Game
6 (6x) Last: Nov. 11, 2007 vs. Indianapolis
5 (9x) Last: Nov. 19, 2017 vs. Buffalo
4 (31x) Last: Dec. 1, 2024 at Atlanta
Most, Game, Both Teams
10 Dec. 13, 1998 at Seattle
9 Sept. 21, 1980 at Denver
Nov. 1, 1964 at Oakland
8 (11x) Last: Nov. 11, 2007 vs. Indianapolis
Fewest, Season
7 2014
9 1970, 2023
10 2005
Most Consecutive Games
46* 1960–63
Most Seasons Leading League (Return Yards)
2 1961, 1964
Most Yards Returned, Season
929* 1961
562 1979
499 1984
Most Yards Returned, Game
194 Sept. 24, 1961 vs. Houston Oilers
174 Oct. 29, 1961 vs. Denver
171 Nov. 18, 1979 vs. Pittsburgh
Fewest Yards Returned, Season
31 2023
65 2014
90 1970
Most Seasons Leading League (Return TDs)
1 1961
Most Touchdowns by Returns, Season
9* 1961
5 2012
4 1984, 2000
Most Touchdowns by Returns, Game
2 Nov. 28, 2010 at Indianapolis
Oct. 29, 1961 vs. Denver
1 (94x) Last: Dec. 1, 2024 at Atlanta

PUNTS

Most, Season
95 1998
92 2000
90 1997
Most, Game
11 (5x) Last: Oct. 11, 1998 at Oakland
10 (11x) Last: Nov. 12, 2017 at Jacksonville
9 (12x) Last: Dec. 24, 2017 at N.Y. Jets
Fewest, Season
23 1982†
45 1972
47 2011
Fewest, Game
0 (8x) Last: Sept. 19, 2021 vs. Dallas
1 (39x) Last: Jan. 5, 2025 at Las Vegas
2 (86x) Last: Dec. 28, 2024 at New England
Fewest, Game, Both Teams
1 (3x) Last: Sept. 19, 2021 vs. Dallas
2 (9x) Last: Dec. 16, 2021 vs. Kansas City
3 (19x) Last: Dec. 15, 2024 vs. Tampa Bay

PUNT YARDS

Most Seasons Leading League (Yards)
1 1962
Most, Season
4,248 2000
4,174 1998
3,972 1997
Most, Game
522 Oct. 11, 1998 at Oakland
493 Nov. 18, 2012 at Denver
492 Nov. 10, 1974 at Kansas City
Fewest, Season
868 1982†
1,813 1972
2,123 2021
Most Seasons Leading League (Average)
4 1960, 1969, 1987, 2000
Highest Average, Season
48.1 2017
47.5 2011
47.0 2019
Lowest Average, Season
36.3 1978
36.5 1979
36.8 1975

PUNT RETURNS

Most Seasons Leading League (Returns)
1 1965
Most, Season
57 1978
52 1979
49 2003
Most, Game
8 (4x) Last: Dec. 7, 2003 at Detroit
7 (7x) Last: Dec. 7, 1978 at Houston
6 (13x) Last: Dec. 20, 2015 vs. Miami
Fewest, Season
12 1982†
18 2021
20 2015
Most Seasons Leading League (Fair Catches)
4 1968, 1969, 1991, 2024
Most Fair Catches, Season
32 1969
31 2024
29 2023
Most Fair Catches, Game
6 (3x) Last: Dec. 10, 2023 vs. Denver
5 (3x) Last: Sept. 3, 2000 at Oakland
4 (15x) Last: Oct. 27, 2024 vs. New Orleans
Fewest Fair Catches, Season
0 1960, 1961, 1962, 1963, 1964, 1965, 1975
1 1976
3 1977

PUNT RETURN YARDS

Most Seasons Leading League (Return Yards)
1 1965
Most, Season
590 1978
559 1996
542 1998
Most, Game
168 Nov. 2, 1997 at Cincinnati
151 Sept. 20, 1965 vs. Kansas City
139 Nov. 5, 1961 vs. Titans of N.Y.
Fewest, Season
84 2015
100 2020
107 2021
Most Seasons Leading League (Average)
3 1965, 1966, 1973
Highest Average, Season
16.0 2023
15.5 1961
14.7 1996
Lowest Average, Season
4.2 2015
5.4 2019
5.6 1970, 2020

PUNT RETURN TOUCHDOWNS

Most Seasons Leading League
8 1965, 1973, 1990, 1994, 1995, 1997, 2018, 2023
Most, Season
3 1997
2 1965, 1973, 1990, 1994
1 (17x) Last: 2023
Most, Game
2* Nov. 2, 1997 at Cincinnati
1 (26x) Last: Nov. 6, 2023 at N.Y. Jets

KICKOFF RETURNS

Most Seasons Leading League
2 1982, 2003
Most, Season
84 2003
83 2000
75 1997
Most, Game
9 (7x) Last: Nov. 3, 2002 vs. N.Y. Jets
8 (15x) Last: Oct. 26, 2008 at N.O. in London
7 (52x) Last: Dec. 15, 2024 vs. Tampa Bay
Most, Game, Both Teams
17 Dec. 8, 1985 vs. Pittsburgh
16 Dec. 18, 1960 vs. Titans of New York
15 (3x) Last: Oct. 2, 1983 at N.Y. Giants

KICKOFF RETURN YARDS

Most Seasons Leading League
1 1962
Most, Season
1,804 2003
1,792 2000
1,716 2001
Most, Game
269 Nov. 18, 2001 at Oakland
242 Oct. 21, 1973 vs. Atlanta
232 Dec. 13, 1964 vs. Kansas City
Fewest, Season
390 2023
474 2017
508 2016
Most Seasons Leading League (Average)
3 1988, 1990, 2001
Highest Average, Season
27.6 2024
26.0 2001
25.6 2011
Lowest Average, Season
16.5 1961
17.5 1986
18.0 1992

KICKOFF RETURN TOUCHDOWNS

Most Seasons Leading League
6 1988, 1989, 1991, 1995, 2001, 2011
Most, Season
2 1988, 1994, 1995, 2001
1 1962, 1985, 1989, 1991, 1997, 2000, 2004, 2007, 2008, 2011, 2012, 2021
Most, Game
1 (20x) Last: Jan. 2, 2022 vs. Denver

PENALTIES

Most, Season
137 1998
129 1997
128 1981

Most, Game
19 Nov. 16, 1997 at Kansas City
16 Nov. 15, 1998 vs. Baltimore
15 Nov. 3, 1997 at Indianapolis

Fewest, Season
63 1969
64 1982†
68 1966

Fewest, Game
0 (5x) Last: Oct. 9, 2011 at Denver
1 (31x) Last: Jan. 7, 2024 vs. Kansas City
2 (42x) Last: Dec. 19, 2024 vs. Denver

Most Seasons Leading League (Fewest Penalty Yds)
1 1976

Most Yards, Season
1,229 1998
1,101 1997
1,039 1988

Most Yards, Game
148 Oct. 13, 1963 vs. N.Y. Jets
146 Nov. 15, 1998 vs. Baltimore
Nov. 16, 1997 at Kansas City
138 Nov. 16, 1981 at Seattle

FUMBLES

Most Seasons Leading League (Fewest Fumbles)
4 1963, 1966, 1993, 2021

Most, Season
44 1985
42 1983
40 1972, 1973, 1980

Most, Game
9 Sept. 24, 1978 vs. Green Bay
7 Sept. 30, 1973 vs. Cincinnati
6 (5x) Last: Dec. 13, 1987 vs. Pittsburgh

Most by Opponent, Game
9 Nov. 15, 1964 at Kansas City
7 (3x) Last: Sept. 9, 2001 vs. Washington
6 (6x) Last: Dec. 9, 1995 vs. Arizona

Most, Game, Both Teams
11 (3x) Last: Oct. 13, 1985 vs. Kansas City
10 (5x) Last: Nov. 25, 1990 vs. Seattle
9 (7x) Last: Sept. 9, 2001 vs. Washington

Fewest, Season
10 2021
13 1993
14 2009, 2013

Most Seasons Leading League (Fewest Lost Fum.)
5 1963, 1966, 1970, 1979, 1993

Most Lost, Season
22 1980, 1981, 1983
21 1973, 1978
20 1972, 1987, 2000

Most Lost, Game
6 Sept. 24, 1978 vs. Green Bay
4 (11x) Last: Dec. 14, 2023 at Las Vegas
3 (41x) Last: Nov. 26, 2023 vs. Baltimore

Most Own Recovered, Season
25 1985
21 1979
20 1972, 1973, 1975, 1983

Most Own Recovered, Game
5 (5x) Last: Dec. 26, 1999 vs. Oakland
4 (7x) Last: Sept. 14, 2014 vs. Seattle
3 (43x) Last: Nov. 6, 2023 at N.Y. Jets

Fewest Own Recovered, Season
3 2021
4 1963, 2013
7 1989, 2009

Most Opponents Recovered, Season
22 1986
18 1973, 1979, 1980, 1981, 2007
17 1960, 1961, 1963, 1983, 1984

Fewest Opponents Recovered, Season
3 2019
4 2011
5 1963

POINTS ALLOWED

Most Seasons Leading League (Fewest Points)
3 1961, 1963, 2024

Most, Season
462 1983
459 2021
441 2003

Most, Game
63 Dec. 14, 2023 at Las Vegas
57 Oct. 1, 2000 at St. Louis
52 Nov. 25, 1984 at Pittsburgh

Most, Quarter
31 Dec. 8, 1963 at Oakland (4th quarter)
30 Nov. 20, 1983 at St. Louis Cardinals (2nd quarter)
28 (5x) Last: Nov. 28, 1999 at Min. (2nd quarter)

Fewest, Season
205 1977
219 1961
221 1982†

Fewest, Game
0 (19x) Last: Dec. 3, 2023 at New England
3 (18x) Last: Sept. 15, 2024 at Carolina
6 (20x) Last: Nov. 6, 2023 at N.Y. Jets

FIRST DOWNS ALLOWED

Most Seasons Leading League (Fewest Total)
1 2010

Most, Season
383 2021
365 1981
364 1985

Most, Game
34 Sept. 14, 2008 at Denver
Dec. 29, 2002 vs. Seattle
Nov. 19, 2000 at Denver
33 Sept. 26, 2021 at Kansas City
Sept. 23, 2018 at L.A. Rams
Nov. 23, 2003 vs. Cincinnati
32 Oct. 4, 2009 at Pittsburgh

Fewest, Season
190 1965
196 1982†
224 1962

Fewest, Game
5 Dec. 12, 2010 vs. Kansas City
Sept. 19, 1976 at Tampa Bay
6 Oct. 11, 1998 at Oakland
Oct. 22, 1961 at Oakland
7 (6x) Last: Sept. 15, 2024 at Carolina

Most by Rushing, Season
154 1975
144 2021
143 1971

Most by Rushing, Game
19 (3x) Last: Nov. 22, 1987 at Seattle
17 Sept. 23, 1962 vs. Houston
16 Oct. 16, 1977 vs. New England
Dec. 18, 1966 vs. Kansas City

Fewest by Rushing, Season
54 1965
65 1982†
71 1969

Fewest by Rushing, Game
0 (5x) Last: Nov. 28, 2010 at Indianapolis
1 (25x) Last: Sept. 8, 2024 vs. Las Vegas
2 (47x) Last: Nov. 6, 2023 at N.Y. Jets

Most Seasons Leading League (Fewest Passing)
1 2014

Most by Passing, Season
218 1985
216 1981
213 2008

Most by Passing, Game
24 Nov. 19, 2000 at Denver
23 Sept. 10, 2023 vs. Miami
Sept. 18, 2011 at New England
22 (4x) Last: Nov. 15, 2009 vs. Philadelphia

Fewest by Passing, Season
105 1977
114 1971
116 1965

Fewest by Passing, Game
1 (3x) Last: Dec. 28, 2003 vs. Oakland
2 (6x) Last: Dec. 19, 2004 at Cleveland
3 (13x) Last: Sept. 15, 2024 at Carolina

Most Seasons Leading League (Fewest Penalty)
1 1992

Most by Penalty, Season
41 2000, 2004, 2014
40 2021
35 1981, 1997, 1998

Most by Penalty, Game
7 Sept. 24, 2023 at Minnesota
Nov. 5, 2006 vs. Cleveland
6 (9x) Last: Sept. 24, 2017 vs. Kansas City
5 (23x) Last: Jan. 9, 2022 at Las Vegas (OT)

Fewest by Penalty, Season
12 1982†
13 1969, 1992
14 1976

NET YARDS ALLOWED

Most Seasons Leading League (Fewest Net Yards)
4 1961, 1965, 1998, 2010

Most, Season
6,265 1985
6,170 2023
6,136 1981

Most, Game
614 Oct. 1, 2000 at St. Louis
591 Dec. 29, 2002 vs. Seattle
553 Sept. 22, 1996 at Oakland

Fewest, Season
3,253 1982†
3,268 1965
3,652 1977

Fewest, Game
58 Oct. 22, 1961 at Oakland
67 Dec. 12, 2010 vs. Kansas City
99 Nov. 1, 1992 vs. Indianapolis

RUSHING ALLOWED

Most Seasons Leading League (Fewest Att.)
3 1965, 1979, 2004

Most Attempts, Season
606 1975
559 1973
552 1983

Most Attempts, Game
61 Oct. 25, 1981 at Chicago (OT)
60 Nov. 30, 1975 at Denver (OT)
59 Sept. 18, 1977 at Oakland

Fewest Attempts, Season
230 1982†
306 1965
355 2004

Fewest Attempts, Game
9 Dec. 16, 2007 vs. Detroit
Sept. 7, 1986 vs. Miami
10 (2x) Last: Sept. 16, 2012 vs. Tennessee
11 (6x) Last: Nov. 3, 2019 vs. Green Bay

Most Seasons Leading League (Fewest Yards)
3 1965, 1998, 2005

Most Yards, Season
2,478 2022
2,442 1975
2,403 1966

Most Yards, Game
378 Nov. 4, 2007 at Minnesota
355 Dec. 20, 2014 at San Francisco
328 Nov. 30, 1975 at Denver (OT)

Fewest Yards, Season
961 1982†
1,094 1965
1,140 1998

Fewest Yards, Game
2 Oct. 22, 1961 at Oakland
11 Dec. 17, 2000 at Carolina
13 Oct. 5, 1997 at Oakland

Most Seasons Leading League (Fewest TDs)
3 1961, 1963, 2024

Most Touchdowns, Season
26 1983
25 1971, 1981, 1985
23 1973, 1984

Fewest Touchdowns, Season
7 1961, 1965, 2024
8 1999, 2011
10 (12x) Last: 2012

Most Touchdowns Allowed, Game
5 Oct. 21, 1973 vs. Atlanta
Sept. 18, 1960 at Houston
4 (11x) Last: Nov. 3, 2013 at Washington
3 (51x) Last: Nov. 12, 2023 vs. Detroit

PASSING ALLOWED

Most Seasons Leading League (Fewest Att.)
2 1966, 2019

Most Attempts, Season
636 1996
607 2002, 2004
605 2008

Most Attempts, Game
61 Sept. 20, 1987 vs. St. Louis
58 (2x) Last: Oct. 3, 2004 vs. Tennessee
57 (2x) Last: Sept. 22, 1996 at Oakland

Fewest Attempts, Season
330 1977
341 1973
342 1982†

Fewest Attempts, Game
7 Nov. 6, 1977 at Detroit
12 (2x) Last: Dec. 10, 1972 at Denver
13 (4x) Last: Oct. 4, 1987 at Cincinnati

Most Seasons Leading League (Fewest Cmp.)
1 1966

Most Completions, Season
411 2008
389 2023
375 2002

Most Completions, Game
40 Dec. 20, 1982 vs. Cincinnati
39 Oct. 3, 2004 vs. Tennessee
37 Oct. 9, 1994 Kansas City

Fewest Completions, Season
170 1966
172 1977
177 1973

Fewest Completions, Game
3 Sept. 19, 1976 at Tampa Bay
5 (5x) Last: Oct. 4, 1987 at Cincinnati
6 (6x) Last: Dec. 28, 2003 vs. Oakland

Most Seasons Leading League (Fewest Net Yds)
4 1961, 1964, 1965, 2010

Most Net Yards, Season
4,311 1981
4,295 2002
4,293 1985

Most Net Yards, Game
466 Sept. 10, 2023 vs. Miami
453 Nov. 10, 2002 at St. Louis
451 Oct. 1, 2000 at St. Louis

Fewest Net Yards, Season
1,725 1977
2,155 1966
2,174 1965

Fewest Net Yards, Game
-13 Oct. 4, 1987 at Cincinnati
-4 Sept. 19, 1976 at Tampa Bay
0 Dec. 28, 2003 vs. Oakland
Dec. 6, 1970 vs. Cincinnati

Most Seasons Leading League (Fewest TDs)
4 1963, 1965, 1966, 1979

Most Touchdowns, Season
36 2003
33 2000
31 1997

Most Touchdowns, Game
5 (9x) Last: Dec. 14, 2023 at Las Vegas
4 (32x) Last: Dec. 15, 2024 vs. Tampa Bay
3 (117x) Last: Nov. 17, 2024 vs. Cincinnati

Fewest Touchdowns, Season
10 1982†
11 1979
13 1966, 1970, 1974

PUNT RETURNS ALLOWED

Most Seasons Leading League (Fewest Returns)
7 1960, 1963, 1966, 1967, 1968, 1982, 2004

Most by Opponents, Season
56 1988
51 1996, 2000
49 1998

Fewest by Opponents, Season
7 1982†
16 1968
17 1960, 1972

Most Yards by Opponents, Season
722 2000
612 1996
601 1976

Most Yards by Opponent, Game
160 Sept. 13, 2010 at Kansas City
150 Dec. 27, 1987 at Denver
145 Dec. 6, 2020 vs. New England

KICKOFF RETURNS ALLOWED

Most Seasons Leading League (Fewest Returns)
1 1975

Fewest by Opponent, Season
90 2006
88 1981
87 2009

Fewest by Opponent, Season
11 2023
15 2022
21 2016

Most by Opponent, Game
10 (4x) Last: Dec. 16, 2007 vs. Detroit
9 (7x) Last: Nov. 28, 2010 at Indianapolis
8 (25x) Last: Nov. 24, 2013 at Kansas City

CAREER TOP 10

RUSHING YARDS

1. LaDainian Tomlinson, 2001-09 12,490
2. Paul Lowe, 1960-68 4,972
3. Austin Ekeler, 2017-23 4,355
4. Marion Butts, 1989-93 4,297
5. Melvin Gordon, 2015-19 4,240
6. Ryan Mathews, 2010-14 4,061
7. Natrone Means, 1993-95, 98-99 3,885
8. Chuck Muncie, 1980-84 3,309
9. Don Woods, 1974-80 2,858
10. Keith Lincoln, 1961-66, 68 2,698

RUSHING TOUCHDOWNS

1. LaDainian Tomlinson, 2001-09 138
2. Chuck Muncie, 1980-84 43
3. Austin Ekeler, 2017-23 39
4. Paul Lowe, 1960-68 38
5. Melvin Gordon, 2015-19 36
6. Natrone Means, 1993-95, 98-99 34
7. Marion Butts, 1989-93 31
8. Ryan Mathews, 2010-14 23
9. Mike Tolbert, 2008-11 20
10. Tim Spencer, 1985-90 19

RUSHING ATTEMPTS

1. LaDainian Tomlinson, 2001-09 2,880
2. Melvin Gordon, 2015-19 1,059
3. Marion Butts, 1989-93 1,031
4. Paul Lowe, 1960-68 1,015
5. Natrone Means, 1993-95, 98-99 1,013
6. Austin Ekeler, 2017-23 990
7. Ryan Mathews, 2010-14 923
8. Chuck Muncie, 1980-84 773
9. Don Woods, 1974-80 713
10. Keith Lincoln, 1961-66, 68 573

TOTAL YARDS FROM SCRIMMAGE

1. LaDainian Tomlinson, 2001-09 16,445
2. Antonio Gates, 2003-18 11,841
3. Keenan Allen, 2013-23 10,643
4. Lance Alworth, 1962-70 9,721
5. Charlie Joiner, 1976-86 9,191
6. Austin Ekeler, 2017-23 8,239
7. Gary Garrison, 1966-76 7,562
8. Kellen Winslow, 1979-87 6,741
9. Wes Chandler, 1981-87 6,197
10. Melvin Gordon, 2015-19 6,113

PASSING YARDS

1. Philip Rivers, 2004-19 59,271
2. Dan Fouts, 1973-87 43,040
3. John Hadl, 1962-72 26,938
4. Justin Herbert, 2020-24 21,093
5. Stan Humphries, 1992-97 16,085
6. Drew Brees, 2001-05 12,348
7. Jack Kemp, 1960-62 5,996
8. Doug Flutie, 2001-04 4,901
9. John Friesz, 1990-93 4,396
10. Jim Harbaugh, 1999-2000 4,177

TOUCHDOWN PASSES

1. Philip Rivers, 2004-19 397
2. Dan Fouts, 1973-87 254
3. John Hadl, 1962-72 201
4. Justin Herbert, 2020-24 137
5. Stan Humphries, 1992-97 85
6. Drew Brees, 2001-05 80
7. Jack Kemp, 1960-62 37
8. Tobin Rote, 1963-64 29
9. Doug Flutie, 2001-04 25
10. Billy Joe Tolliver, 1989-90 21

PASS ATTEMPTS

1. Philip Rivers, 2004-19 7,591
2. Dan Fouts, 1973-87 5,604
3. John Hadl, 1962-72 3,640
4. Justin Herbert, 2020-24 2,926
5. Stan Humphries, 1992-97 2,350
6. Drew Brees, 2001-05 1,809
7. Jack Kemp, 1960-62 815
8. John Friesz, 1990-93 747
9. Doug Flutie, 2001-04 737
10. Jim Harbaugh, 1999-2000 636

PASS COMPLETIONS

1. Philip Rivers, 2004-19 4,908
2. Dan Fouts, 1973-87 3,297
3. Justin Herbert, 2020-24 1,945
4. John Hadl, 1962-72 1,824
5. Stan Humphries, 1992-97 1,335
6. Drew Brees, 2001-05 1,125
7. Doug Flutie, 2001-04 408
8. John Friesz, 1990-93 401
9. Jack Kemp, 1960-62 389
10. Jim Harbaugh, 1999-2000 372

PASSES INTERCEPTED

1. Dan Fouts, 1973-87 242
2. John Hadl, 1962-72 211
3. Philip Rivers, 2004-19 198
4. Stan Humphries, 1992-97 73
5. Drew Brees, 2001-05 53
6. Jack Kemp, 1960-62 49
7. Justin Herbert, 2020-24 45
8. Ryan Leaf, 1998-2000 33
9. Tobin Rote, 1963-64 32
10. Craig Whelihan, 1995-98 29

RECEIVING YARDS

1. Antonio Gates, 2003-18 11,841
2. Keenan Allen, 2013-23 10,530
3. Lance Alworth, 1962-70 9,584
4. Charlie Joiner, 1976-86 9,203
5. Gary Garrison, 1966-76 7,533
6. Kellen Winslow, 1979-87 6,741
7. Wes Chandler, 1981-87 6,132
8. Anthony Miller, 1988-93 5,582
9. Malcom Floyd, 2004-15 5,550
10. Mike Williams, 2017-23 4,806

RECEIVING TOUCHDOWNS

1. Antonio Gates, 2003-18 116
2. Lance Alworth, 1962-70 81
3. Keenan Allen, 2013-23 59
4. Gary Garrison, 1966-76 58
5. Charlie Joiner, 1976-86 47
6. Kellen Winslow, 1979-87 45
7. Wes Chandler, 1981-87 41
8. Vincent Jackson, 2005-11 37
   Anthony Miller, 1988-93 37
10. John Jefferson, 1978-80 36

RECEPTIONS

1. Antonio Gates, 2003-18 955
2. Keenan Allen, 2013-23 904
3. Charlie Joiner, 1976-86 586
4. Kellen Winslow, 1979-87 541
5. LaDainian Tomlinson, 2001-09 530
6. Lance Alworth, 1962-70 493
7. Austin Ekeler, 2017-23 440
8. Gary Garrison, 1966-76 404
9. Ronnie Harmon, 1990-95 377
10. Anthony Miller, 1988-93 374

QUARTERBACK SACKS

1. Leslie O'Neal, 1986, 1988-95 ..... 105.5
2. Joey Bosa, 2016-24 ..... 72.0
3. Shaun Phillips, 2004-12 ..... 69.5
4. Gary Johnson, 1975-84 ..... 67.0
5. Lee Williams, 1984-90 ..... 65.5
6. Fred Dean, 1975-81 ..... 53.5
7. Melvin Ingram, 2012-20 ..... 49.0
8. Junior Seau, 1990-2002 ..... 47.0
9. Raylee Johnson, 1993-2003 ..... 46.0
10. Shawne Merriman, 2005-09 ..... 43.5
    Leroy Jones, 1976-83 ..... 43.5

INTERCEPTIONS

1. Gill Byrd, 1983-92 42
2. Dick Harris, 1960-65 29
3. Rodney Harrison, 1994-2002 26
4. Kenny Graham, 1964-69 25
5. Mike Williams, 1975-82 24
6. Joe Beauchamp, 1966-75 23
7. Quentin Jammer, 2002-12 21
   Woodrowe Lowe, 1976-86 21
   Bob Howard, 1967-74 21
   Leslie "Speedy" Duncan, 1964-70 21

INTERCEPTION RETURN YARDS

1. Gill Byrd, 1983-92 546
2. Charlie McNeil, 1960-64 502
3. Kenny Graham, 1964-69 477
4. Joe Beauchamp, 1966-75 433
5. Dick Harris, 1960-65 413
6. Rodney Harrison, 1994-2002 345
7. Woodrowe Lowe, 1976-86 343
8. Darren Carrington, 1991-94 337
9. Leslie "Speedy" Duncan, 1964-70 322
10. Glen Edwards, 1978-81 309

INTERCEPTION TOUCHDOWNS

1. Kenny Graham, 1964-69 5
   Dick Harris, 1960-65 5
3. Woodrowe Lowe, 1976-86 4
4. Eric Weddle, 2007-13 3
   Joe Beauchamp, 1966-75 3
6. Desmond King, 2017-20 2
   Shaun Phillips, 2004-12 2
   Demorrio Williams, 2012 2
   Antonio Cromartie, 2006-09 2
   Clinton Hart, 2004-09 2
   Donnie Edwards, 2002-06 2
   Rodney Harrison, 1994-2002 2
   Stanley Richard, 1991-94 2
   Donald Frank, 1990-93 2
   Gill Byrd, 1983-92 2
   Gary Johnson, 1975-84 2
   Leslie "Speedy" Duncan, 1964-70 2
   Earl Faison, 1961-66 2
   Charlie McNeil, 1960-64 2
   Bob Laraba, 1960-61 2

TOUCHDOWNS SCORED

1. LaDainian Tomlinson, 2001-09 153
2. Antonio Gates, 2003-18 116
3. Lance Alworth, 1962-70 83
4. Austin Ekeler, 2017-23 69
5. Keenan Allen, 2013-23 60
6. Gary Garrison, 1966-76 58
7. Melvin Gordon, 2015-19 47
   Charlie Joiner, 1976-86 47
9. Paul Lowe, 1960-68 46
10. Kellen Winslow, 1979-87 45
    Chuck Muncie, 1980-84 45

POINTS SCORED

1. John Carney, 1990-2000 1,076
2. LaDainian Tomlinson, 2001-09 918
3. Nate Kaeding, 2004-12 889
4. Rolf Benirschke, 1977-86 766
5. Antonio Gates, 2003-18 700
6. Nick Novak, 2011-14, 17 503
7. Lance Alworth, 1962-70 500
8. Austin Ekeler, 2017-23 418
9. Dennis Partee, 1968-75 380
10. Keenan Allen, 2013-23 364

FIELD GOALS

1. John Carney, 1990-2000 261
2. Nate Kaeding, 2004-12 180
3. Rolf Benirschke, 1977-86 146
4. Nick Novak, 2011-14, 17 110
5. Cameron Dicker, 2022-24 89
6. Dennis Partee, 1968-75 71
7. Michael Badgley, 2018-20 52
   Josh Lambo, 2015-16 52
9. George Blair, 1961-64 50
10. Steve Christie, 2001-03 42

FIELD GOAL ATTEMPTS

1. John Carney, 1990-2000 320
2. Rolf Benirschke, 1977-86 208
3. Nate Kaeding, 2004-12 207
4. Nick Novak, 2011-14, 17 130
5. Dennis Partee, 1968-75 121
6. Cameron Dicker, 2022-24 95
7. George Blair, 1961-64 80
8. Ray Wersching, 1973-76 68
9. Michael Badgley, 2018-20 65
10. Josh Lambo, 2015-16 64

KICKOFF RETURN YARDS

1. Darren Sproles, 2005-10 6,469
2. Ronney Jenkins, 2000-02 3,997
3. Andre Coleman, 1994-96 3,914
4. Leslie "Speedy" Duncan, 1964-70 3,386
5. James Brooks, 1981-83 2,305
6. Kenny Bynum, 1997-2000 2,182
7. Lionel James, 1984-88 2,094
8. Nate Lewis, 1990-93 2,047
9. Artie Owens, 1976-79 1,998
10. Tim Dwight, 2001-04 1,876

KICKOFF RETURN TOUCHDOWNS

1. Andre Coleman, 1994-96 4
2. Ronney Jenkins, 2000-02 3
3. Darren Sproles, 2005-10 2
   Anthony Miller, 1988-93 2
5. Andre Roberts, 2021 1
   Micheal Spurlock, 2012 1
   Tim Dwight, 2001-04 1
   Richard Goodman, 2010-11 1
   Rodney Harrison, 1994-2002 1
   Nate Lewis, 1990-93 1
   Jamie Holland, 1987-89 1
   Gary Anderson, 1985-88 1
   Keith Lincoln, 1960-66 1

KICKOFF RETURNS

1. Darren Sproles, 2005-10 258
2. Andre Coleman, 1994-96 166
3. Ronney Jenkins, 2000-02 165
4. Leslie "Speedy" Duncan, 1964-70 134
5. Kenny Bynum, 1997-2000 107
6. James Brooks, 1981-83 105
7. Lionel James, 1984-88 99
8. Nate Lewis, 1990-93 92
9. Artie Owens, 1976-79 88
10. Tim Dwight, 2001-04 80

PUNT RETURN YARDS

1. Mike Fuller, 1975-80 2,388
2. Leslie "Speedy" Duncan, 1964-70 1,651
3. Darrien Gordon, 1993-94, 96 1,407
4. Lionel James, 1984-88 1,193
5. Darren Sproles, 2005-10 935
6. Eric Parker, 2002-06 881
7. Derius Davis, 2023-24 620
8. James Brooks, 1981-83 565
9. Tim Dwight, 2001-04 508
10. Eric Metcalf, 1997 489

PUNT RETURN TOUCHDOWNS

1. Leslie "Speedy" Duncan, 1964-70 4
2. Eric Metcalf, 1997 3
   Darrien Gordon, 1993-94, 96 3
4. Desmond King, 2017-20 2
   Darren Sproles, 2005-10 2
   Lionel James, 1984-88 2
   Mike Fuller, 1975-80 2
   Ron Smith, 1973 2
9. Derius Davis, 2023-24 1
   Travis Benjamin, 2017-19 1
   Micheal Spurlock, 2012 1
   Tim Dwight, 2001-04 1
   Andre Coleman, 1994-96 1
   Nate Lewis, 1990-93 1
   Kitrick Taylor, 1990-91 1
   Keith Lincoln, 1961-68 1

PUNT RETURNS

1. Mike Fuller, 1975-80 212
2. Leslie "Speedy" Duncan, 1964-70 138
3. Lionel James, 1984-88 124
4. Darren Sproles, 2005-10 114
5. Eric Parker, 2002-06 105
6. Darrien Gordon, 1993-94, 96 103
7. James Brooks, 1981-83 52
8. Tim Dwight, 2001-04 46
9. Desmond King, 2017-20 45
   Eric Metcalf, 1997 45

SEASONS

1. David Binn, 1994-2010 17
2. Philip Rivers, 2004-16 16
   Antonio Gates, 2003-18 16
3. Dan Fouts, 1973-87 15
   Russ Washington, 1968-82 15
6. Doug Wilkerson, 1971-84 14
   Don Macek, 1976-89 14
8. Mike Scifres, 2003-15 13
   Junior Seau, 1990-2002 13
10. Jamal Williams, 1998-2009 12

GAMES PLAYED

1. David Binn, 1994-2010 256
2. Antonio Gates, 2003-18 236
3. Philip Rivers, 2004-19 228
4. Junior Seau, 1990-2002 200
   Russ Washington, 1968-82 200
6. Mike Scifres, 2003-15 195
   Doug Wilkerson, 1971-84 195
8. Dan Fouts, 1973-87 181
9. Quentin Jammer, 2002-12 172
10. Charlie Joiner, 1976-86 164
    Woodrow Lowe, 1976-86 164

SINGLE-SEASON TOP 10

RUSHING YARDS

1. LaDainian Tomlinson, 2006 1,815
2. LaDainian Tomlinson, 2002 1,683
3. LaDainian Tomlinson, 2003 1,645
4. LaDainian Tomlinson, 2007 1,474
5. LaDainian Tomlinson, 2005 1,462
6. Natrone Means, 1994 1,350
7. LaDainian Tomlinson, 2004 1,335
8. Ryan Mathews, 2013 1,255
9. LaDainian Tomlinson, 2001 1,236
10. Marion Butts, 1990 1,225

RUSHING TOUCHDOWNS

1. LaDainian Tomlinson, 2006 28
2. Chuck Muncie, 1981 19
3. LaDainian Tomlinson, 2005 18
4. LaDainian Tomlinson, 2004 17
5. LaDainian Tomlinson, 2007 15
6. LaDainian Tomlinson, 2002 14
7. Austin Ekeler, 2022 13
   LaDainian Tomlinson, 2003 13
8. Austin Ekeler, 2021 12
   LaDainian Tomlinson, 2009 12
   Natrone Means, 1994 12
   Chuck Muncie, 1983 12
   Clarence Williams, 1979 12

RUSHING ATTEMPTS

1. LaDainian Tomlinson, 2002 372
2. LaDainian Tomlinson, 2006 348
3. Natrone Means, 1994 343
4. LaDainian Tomlinson, 2005 339
   LaDainian Tomlinson, 2004 339
   LaDainian Tomlinson, 2001 339
7. LaDainian Tomlinson, 2007 315
8. LaDainian Tomlinson, 2003 313
9. Earnest Jackson, 1984 296
10. LaDainian Tomlinson, 2008 292

TOTAL YARDS FROM SCRIMMAGE

1. LaDainian Tomlinson, 2003 2,370
2. LaDainian Tomlinson, 2006 2,323
3. LaDainian Tomlinson, 2002 2,172
4. LaDainian Tomlinson, 2007 1,949
5. LaDainian Tomlinson, 2005 1,832
6. LaDainian Tomlinson, 2004 1,776
7. Austin Ekeler, 2022 1,637
8. LaDainian Tomlinson, 2001 1,603
9. Lance Alworth, 1965 1,590
10. Natrone Means, 1994 1,585

PASSING YARDS

1. Justin Herbert, 2021 5,014
2. Dan Fouts, 1981 4,802
3. Philip Rivers, 2015 4,792
4. Justin Herbert, 2022 4,739
5. Dan Fouts, 1980 4,715
6. Philip Rivers, 2010 4,710
7. Philip Rivers, 2011 4,624
8. Philip Rivers, 2019 4,615
9. Philip Rivers, 2017 4,515
10. Philip Rivers, 2013 4,478

TOUCHDOWN PASSES

1. Justin Herbert, 2021 38
2. Philip Rivers, 2008 34
   Philip Rivers, 2016 33
   Dan Fouts, 1981 33
5. Philip Rivers, 2018 32
   Philip Rivers, 2013 32
7. Justin Herbert, 2020 31
   Philip Rivers, 2014 31
9. Philip Rivers, 2010 30
   Dan Fouts, 1980 30

PASS ATTEMPTS

1. Justin Herbert, 2022 699
2. Justin Herbert, 2021 672
3. Philip Rivers, 2015 661
4. Dan Fouts, 1981 609
5. Justin Herbert, 2020 595
6. Philip Rivers, 2019 591
7. Dan Fouts, 1980 589
8. Philip Rivers, 2011 582
9. Philip Rivers, 2016 578
10. Philip Rivers, 2017 575

PASS COMPLETIONS

1. Justin Herbert, 2022 477
2. Justin Herbert, 2021 443
3. Philip Rivers, 2015 437
4. Justin Herbert, 2020 396
5. Philip Rivers, 2019 390
6. Philip Rivers, 2014 379
7. Philip Rivers, 2013 378
8. Philip Rivers, 2011 366
9. Dan Fouts, 1981 360
   Philip Rivers, 2017 360

PASSES INTERCEPTED

1. John Hadl, 1968 32
2. John Hadl, 1972 26
3. John Hadl, 1971 25
   Jack Kemp, 1960 25
5. Dan Fouts, 1980 24
   Dan Fouts, 1979 24
   John Hadl, 1962 24
8. Dan Fouts, 1986 22
   John Hadl, 1967 22
   Jack Kemp, 1961 22

RECEIVING YARDS

1. Lance Alworth, 1965 1,602
2. Keenan Allen, 2017 1,393
3. Lance Alworth, 1966 1,383
4. John Jefferson, 1980 1,340
5. Lance Alworth, 1968 1,312
6. Kellen Winslow, 1980 1,290
7. Anthony Miller, 1989 1,252
8. Keenan Allen, 2023 1,243
9. Lance Alworth, 1964 1,235
10. Tony Martin, 1995 1,224

RECEIVING TOUCHDOWNS

1. Tony Martin, 1996 14
   Lance Alworth, 1965 14
3. Antonio Gates, 2004 13
   John Jefferson, 1980 13
   John Jefferson, 1978 13
   Lance Alworth, 1966 13
   Lance Alworth, 1964 13
8. Antonio Gates, 2014 12
   Gary Garrison, 1970 12
10. Lance Alworth, 1963 11

RECEPTIONS

1. Keenan Allen, 2023 108
2. Austin Ekeler, 2022 107
3. Keenan Allen, 2021 106
4. Keenan Allen, 2019 104
5. Keenan Allen, 2017 102
6. Keenan Allen, 2020 100
   LaDainian Tomlinson, 2003 100
8. Keenan Allen, 2018 97
9. Austin Ekeler, 2019 92
10. Tony Martin, 1995 90

QUARTERBACK SACKS (since 1982)

1. Khalil Mack, 2023 ..... 17.0
   Shawne Merriman, 2006 ..... 17.0
   Leslie O'Neal, 1992 ..... 17.0
4. Lee Williams, 1986 ..... 15.0
5. Lee Williams, 1989 ..... 14.0
6. Leslie O'Neal, 1990 ..... 13.5
7. Marcellus Wiley, 2001 ..... 13.0
8. Joey Bosa, 2017 ..... 12.5
   Shawne Merriman, 2007 ..... 12.5
   Leslie O'Neal, 1995 ..... 12.5
   Leslie O'Neal, 1994 ..... 12.5
   Leslie O'Neal, 1989 ..... 12.5
   Leslie O'Neal, 1986 ..... 12.5

INTERCEPTIONS

1. Antonio Cromartie, 2007 10
2. Charlie McNeil, 1961 9
3. Ryan McNeil, 2001 8
   Dick Harris, 1963 8
   Claude Gibson, 1962 8
   Bob Zeman, 1961 8
7. Casey Hayward, 2016 7
   Eric Weddle, 2011 7
   Darren Carrington, 1993 7
   Gill Byrd, 1990 7
   Gill Byrd, 1989 7
   Gill Byrd, 1988 7
   Danny Walters, 1983 7
   Bryant Salter, 1972 7
   Jim Hill, 1969 7
   Leslie "Speedy" Duncan, 1966 7
   Bud Whitehead, 1965 7
   Dick Harris, 1961 7

INTERCEPTION RETURN YARDS

1. Charlie McNeil, 1961 349
2. Stanley Richard, 1994 224
3. Vencie Glenn, 1987 166
4. Gill Byrd, 1984 157
5. Jeff Dale, 1986 153
6. Darren Carrington, 1992 152
7. Bob Laraba, 1961 151
8. Woodrow Lowe, 1979 150
9. Antonio Cromartie, 2007 144
10. Dick Harris, 1961 140

INTERCEPTION TOUCHDOWNS

1. Dick Harris, 1961 3
2. Demorrio Williams, 2012 2
   Clinton Hart, 2005 2
   Stanley Richard, 1994 2
   Gill Byrd, 1984 2
   Woodrow Lowe, 1979 2
   Kenny Graham, 1969 2
   Joe Beauchamp, 1968 2
   Bob Laraba, 1961 2
   Charlie McNeil, 1961 2

TOUCHDOWNS SCORED

1. LaDainian Tomlinson, 2006 31
2. Austin Ekeler, 2021 20
   LaDainian Tomlinson, 2005 20
4. Chuck Muncie, 1981 19
5. Austin Ekeler, 2022 18
   LaDainian Tomlinson, 2007 18
   LaDainian Tomlinson, 2004 18
8. LaDainian Tomlinson, 2003 17
9. LaDainian Tomlinson, 2002 15
   Lance Alworth, 1964 15

POINTS SCORED

1. LaDainian Tomlinson, 2006 186
2. Cameron Dicker, 2024 150
3. Nate Kaeding, 2009 146
4. Nick Novak, 2013 144
5. Nate Kaeding, 2006 136
6. John Carney, 1994 135
7. Cameron Dicker, 2023 128
8. Nate Kaeding, 2008 127
9. Austin Ekeler, 2021 124
   John Carney, 1993 124

FIELD GOALS

1. Cameron Dicker, 2024 39
2. Nick Novak, 2013 34
   John Carney, 1994 34
4. Nate Kaeding, 2009 32
5. Cameron Dicker, 2023 31
   John Carney, 1999 31
   John Carney, 1993 31
8. John Carney, 1996 29
9. Nick Novak, 2011 27
   Nate Kaeding, 2008 27

FIELD GOAL ATTEMPTS

1. Cameron Dicker, 2024 42
2. John Carney, 1993 40
3. John Carney, 1994 38
4. Nick Novak, 2013 37
5. John Carney, 1999 36
   John Carney, 1996 36
   Rolf Benirschke, 1980 36
8. Nate Kaeding, 2009 35
9. Nick Novak, 2011 34
10. Cameron Dicker, 2023 33
    Michael Badgley, 2020 33

KICKOFF RETURN YARDS

1. Ronney Jenkins, 2001 1,541
2. Ronney Jenkins, 2000 1,531
3. Darren Sproles, 2005 1,528
4. Andre Coleman, 1995 1,411
5. Darren Sproles, 2008 1,376
6. Darren Sproles, 2009 1,300
7. Andre Coleman, 1994 1,293
8. Darren Sproles, 2010 1,257
9. Tim Dwight, 2004 1,222
10. Andre Coleman, 1996 1,210

KICKOFF RETURN TOUCHDOWNS

1. Ronney Jenkins, 2001 2
   Andre Coleman, 1995 2
   Andre Coleman, 1994 2
4. Andre Roberts, 2021 1
   Micheal Spurlock, 2012 1
   Richard Goodman, 2011 1
   Darren Sproles, 2008 1
   Darren Sproles, 2007 1
   Tim Dwight, 2004 1
   Ronney Jenkins, 2000 1
   Rodney Harrison, 1997 1
   Nate Lewis, 1991 1
   Anthony Miller, 1989 1
   Jamie Holland, 1988 1
   Anthony Miller, 1988 1
   Gary Anderson, 1985 1
   Keith Lincoln, 1962 1

KICKOFF RETURNS

1. Ronney Jenkins, 2000 67
2. Darren Sproles, 2005 63
3. Andre Coleman, 1995 62
4. Ronney Jenkins, 2001 58
5. Andre Coleman, 1996 55
6. Darren Sproles, 2009 54
7. Darren Sproles, 2008 53
8. Darren Sproles, 2010 51
9. Tim Dwight, 2004 50
   Leon Johnson, 2003 50

PUNT RETURN YARDS

1. Darrien Gordon, 1996 537
2. Eric Metcalf, 1997 489
3. Darrien Gordon, 1994 475
4. Leslie "Speedy" Duncan, 1965 464
5. Mike Fuller, 1979 448
6. Mike Fuller, 1978 436
   Mike Fuller, 1976 436
8. Leslie "Speedy" Duncan, 1967 434
9. Mike Fuller, 1975 410
10. Lionel James, 1987 400

PUNT RETURN TOUCHDOWNS

1. Eric Metcalf, 1997 3
2. Darrien Gordon, 1994 2
   Ron Smith, 1973 2
   Leslie "Speedy" Duncan, 1965 2
5. Derius Davis, 2023 1
   Desmond King, 2019 1
   Desmond King, 2018 1
   Travis Benjamin, 2017 1
   Micheal Spurlock, 2012 1
   Darren Sproles, 2009 1
   Darren Sproles, 2007 1
   Tim Dwight, 2001 1
   Darrien Gordon, 1996 1
   Andre Coleman, 1995 1
   Nate Lewis, 1990 1
   Kitrick Taylor, 1990 1
   Lionel James, 1987 1
   Lionel James, 1984 1
   Mike Fuller, 1977 1
   Mike Fuller, 1975 1
   Leslie "Speedy" Duncan, 1968 1
   Leslie "Speedy" Duncan, 1966 1
   Keith Lincoln, 1961 1

PUNT RETURNS

1. Mike Fuller, 1979 46
2. Eric Metcalf, 1997 45
3. Mike Fuller, 1978 39
4. Eric Parker, 2006 37
5. Darrien Gordon, 1996 36
   Darrien Gordon, 1994 36
   Mike Fuller, 1975 36
   Leslie "Speedy" Duncan, 1967 36
9. Mike Fuller, 1976 33
10. Latario Rachal, 1998 32
    Lionel James, 1987 32

BIG DAYS

REGULAR-SEASON 300-YARD PASSING PERFORMANCES

Yards	Date	Player	Opponent	Cmp-Att	TD
503	Oct. 18, 2015	Philip Rivers	at Green Bay	43-65	2
455	Sept. 26, 2010	Philip Rivers	at Seattle	29-53	2
444	Dec. 11, 1982	Dan Fouts	at San Francisco	33-48	5
	Oct. 19, 1980	Dan Fouts	vs. N.Y. Giants	26-41	3
440	Sept. 15, 1985	Dan Fouts	vs. Seattle	29-43	4
436	Sept. 20, 2009	Philip Rivers	vs. Baltimore Ravens	25-45	2
	Nov. 10, 1985	Dan Fouts	vs. L.A. Raiders (OT)	26-41	4
435	Dec. 20, 1982	Dan Fouts	vs. Cincinnati	25-40	1
434	Nov. 23, 2017	Philip Rivers	at Dallas Cowboys	27-33	3
431	Oct. 10, 2010	Philip Rivers	at Oakland	27-42	2
424	Sept. 9, 2018	Philip Rivers	vs. Kansas City	34-51	3
419	Sept. 15, 2013	Philip Rivers	at Philadelphia	36-47	3
411	Oct. 6, 2013	Philip Rivers	at Oakland	35-48	2
410	Oct. 21, 1984	Dan Fouts	vs. L.A. Raiders	24-45	3
405	Sept. 24, 2023	Justin Herbert	at Minnesota	40-47	3
404	Nov. 28, 1999	Jim Harbaugh	at Minnesota	25-39	1
403	Sept. 13, 2015	Philip Rivers	vs. Detroit	34-41	2
401	Nov. 18, 2018	Philip Rivers	vs. Denver	28-43	2
	Sept. 29, 2013	Philip Rivers	vs. Dallas Cowboys	35-42	3
398	Oct. 10, 2021	Justin Herbert	vs. Cleveland	26-43	4
392	Nov. 24, 2013	Philip Rivers	at Kansas City	27-39	3
389	Sept. 17, 1989	Jim McMahon	vs. Houston Oilers	27-45	2
388	Oct. 12, 1980	Dan Fouts	at Oakland	23-39	1
387	Dec. 31, 2017	Philip Rivers	vs. Oakland	28-37	3
	Sept. 14, 1980	Dan Fouts	vs. Oakland (OT)	29-44	3
385	Nov. 6, 2011	Philip Rivers	vs. Green Bay	26-46	4
383	Jan. 9, 2022	Justin Herbert	at Las Vegas (OT)	34-64	3
	Nov. 30, 2014	Philip Rivers	at Baltimore Ravens	34-45	3
382	Nov. 21, 2021	Justin Herbert	vs. Pittsburgh	30-41	3
380	Nov. 18, 1984	Dan Fouts	vs. Miami (OT)	37-56	4
378	Sept. 18, 2011	Philip Rivers	at New England	29-40	2
	Nov. 28, 2004	Drew Brees	at Kansas City	28-37	2
377	Sept. 28, 2014	Philip Rivers	vs. Jacksonville	29-39	3
	Sept. 14, 2008	Philip Rivers	at Denver	21-33	3
	Dec. 30, 2001	Doug Flutie	vs. Seattle	34-53	1
376	Oct. 7, 1984	Dan Fouts	at Green Bay	31-50	3
373	Dec. 6, 2009	Philip Rivers	at Cleveland	18-25	2
372	Dec. 8, 1985	Dan Fouts	vs. Pittsburgh	21-33	3
371	Oct. 23, 2016	Philip Rivers	at Atlanta (OT)	27-44	1
	Oct. 26, 1980	Dan Fouts	at Dallas Cowboys	21-44	3
369	Oct. 31, 2011	Philip Rivers	at Kansas City (OT)	26-41	0
	Dec. 17, 1978	Dan Fouts	at Houston Oilers	21-40	4
	Nov. 2, 1963	Tobin Rote	at N.Y. Jets	21-29	3
367	Dec. 11, 2022	Justin Herbert	vs. Miami	39-51	1
366	Nov. 22, 2020	Justin Herbert	vs. N.Y. Jets	37-49	3
365	Oct. 12, 2015	Philip Rivers	vs. Pittsburgh	35-48	2
363	Dec. 14, 2003	Drew Brees	vs. Green Bay	28-48	2
	Nov. 9, 1980	Dan Fouts	vs. Denver	29-45	1
362	Dec. 22, 1985	Mark Herrmann	at Kansas City	37-58	3
359	Oct. 9, 2016	Philip Rivers	at Oakland	21-30	4
	Dec. 15, 1968	John Hadl	vs. Oakland	21-52	1
358	Oct. 4, 2015	Philip Rivers	vs. Cleveland	23-38	3
	Sept. 28, 1997	Stan Humphries	vs. Baltimore Ravens	17-26	3
	Oct. 31, 1971	John Hadl	vs. N.Y. Jets	19-27	4
357	Oct. 16, 1983	Dan Fouts	at New England	25-37	1
	Nov. 22, 1982	Dan Fouts	at L.A. Raiders	25-42	1
	Nov. 19, 1961	Jack Kemp	vs. Dallas Texans	15-27	2
356	Nov. 7, 2021	Justin Herbert	at Philadelphia	32-38	2
	Dec. 20, 2014	Philip Rivers	at San Francisco (OT)	33-54	4
355	Oct. 25, 1992	Stan Humphries	vs. Denver	20-27	2
354	Oct. 7, 2012	Philip Rivers	at New Orleans	27-42	2
	Sept. 4, 1983	Dan Fouts	vs. N.Y. Jets	20-36	2
353	Nov. 18, 2019	Philip Rivers	vs. Kansas City*	28-52	1
	** — Played at Estadio Azteca in Mexico City, Mexico.*				
352	Oct. 12, 1986	Dan Fouts	vs. Denver	26-40	1
	Nov. 8, 1981	Dan Fouts	vs. Cincinnati	20-40	2
351	Sept. 25, 1983	Dan Fouts	vs. Cleveland (OT)	24-38	3
	Dec. 13, 1981	Dan Fouts	at Tampa Bay	33-49	1
350	Dec. 10, 1989	Billy Joe Tolliver	at Washington	24-39	2
	Nov. 25, 1979	Dan Fouts	vs. Kansas City	27-43	3
349	Oct. 21, 2024	Justin Herbert	at Arizona	27-39	0
348	Sept. 23, 2001	Doug Flutie	at Dallas Cowboys	23-38	2
	Oct. 1, 2000	Jim Harbaugh	at St. Louis Rams	27-40	2
347	Oct. 25, 2020	Justin Herbert	vs. Jacksonville	27-43	3
	Oct. 1, 2017	Philip Rivers	vs. Philadelphia	22-38	2
346	Jan. 5, 2025	Justin Herbert	at Las Vegas	28-36	2
	Dec. 14, 2008	Philip Rivers	at Kansas City	34-48	2
345	Oct. 22, 1967	John Hadl	at Denver	15-34	3
344	Dec. 3, 2017	Philip Rivers	vs. Cleveland	31-43	1
	Oct. 6, 1985	Mark Herrmann	at Seattle	26-35	3
	Sept. 22, 1985	Dan Fouts	at Cincinnati	25-43	4
343	Nov. 24, 1985	Dan Fouts	at Houston Oilers	24-36	2
	Dec. 6, 1981	Dan Fouts	vs. Buffalo	28-42	2
342	Nov. 30, 1980	Dan Fouts	vs. Philadelphia	20-28	2
341	Nov. 3, 2013	Philip Rivers	at Washington (OT)	29-46	2
	Oct. 26, 2008	Philip Rivers	at New Orleans*	25-40	3
	** — Played at Wembley Stadium in London, England.*				
	Dec. 4, 1966	John Hadl	at Houston Oilers	20-35	4
340	Oct. 2, 2022	Justin Herbert	at Houston Texans	27-39	2
	Nov. 13, 1983	Ed Luther	vs. Dallas Cowboys	26-43	1
339	Oct. 7, 2018	Philip Rivers	vs. Oakland	22-27	2
	Nov. 20, 2005	Drew Brees	vs. Buffalo	28-33	4
	Dec. 13, 1980	Dan Fouts	vs. Seattle	28-42	1
338	Sept. 19, 2021	Justin Herbert	vs. Dallas Cowboys	31-41	1
	Nov. 12, 2006	Philip Rivers	at Cincinnati	24-36	3
	Nov. 20, 1983	Ed Luther	at St. Louis Cardinals	24-50	1
	Sept. 18, 1983	Dan Fouts	at Seattle	21-41	4
	Dec. 2, 1979	Dan Fouts	vs. Atlanta	28-37	1
337	Sept. 12, 2021	Justin Herbert	at Washington	31-47	1
	Nov. 11, 2012	Philip Rivers	at Tampa Bay	29-37	3
	Dec. 11, 1994	Stan Humphries	vs. San Francisco	25-43	1
	Nov. 28, 1982	Dan Fouts	vs. Denver	27-40	3
	Sept. 18, 1960	Jack Kemp	at Houston Oilers	27-44	4
336	Dec. 26, 2021	Justin Herbert	at Houston Texans	27-35	1
	Oct. 25, 2015	Philip Rivers	vs. Oakland	38-58	3
	Oct. 24, 2010	Philip Rivers	vs. New England	34-50	1
	Nov. 17, 2002	Drew Brees	vs. San Francisco (OT)	29-50	2
	Sept. 16, 1984	Dan Fouts	vs. Houston Oilers	26-37	0
335	Dec. 4, 2022	Justin Herbert	at Las Vegas	28-47	1
	Sept. 11, 2011	Philip Rivers	vs. Minnesota	33-48	2
334	Sept. 15, 2022	Justin Herbert	at Kansas City	33-48	3
	Sept. 19, 2010	Philip Rivers	vs. Jacksonville	22-29	3
	Oct. 15, 2006	Philip Rivers	at San Francisco	29-39	2
	Dec. 13, 1987	Dan Fouts	vs. Pittsburgh	29-52	1
333	Sept. 8, 2019	Philip Rivers	vs. Indianapolis	25-34	3
	Dec. 16, 1984	Ed Luther	vs. Kansas City	24-44	1
	Nov. 3, 1974	Dan Fouts	vs. Cleveland	12-21	4
332	Dec. 29, 2002	Drew Brees	vs. Seattle (OT)	27-49	3
	Sept. 9, 1984	Dan Fouts	at Seattle	23-40	2
	Dec. 12, 1971	John Hadl	vs. Denver	21-36	4
331	Sept. 17, 2017	Philip Rivers	vs. Miami	31-39	1
	Oct. 9, 1983	Dan Fouts	vs. Seattle	28-36	1
	Oct. 8, 1966	John Hadl	at N.Y. Jets	22-41	1
330	Sept. 27, 2020	Justin Herbert	vs. Carolina	35-49	1
	Sept. 7, 1981	Dan Fouts	at Cleveland	19-25	3
329	Oct. 20, 2019	Philip Rivers	at Tennessee	24-38	2
	Nov. 9, 1975	Dan Fouts	vs. New England	25-42	1
326	Nov. 8, 2020	Justin Herbert	vs. Las Vegas	28-42	2
	Nov. 13, 2016	Philip Rivers	vs. Miami	23-44	3
	Sept. 25, 2016	Philip Rivers	at Indianapolis	26-39	0
	Oct. 21, 1979	Dan Fouts	at L.A. Rams	17-32	2
	Oct. 5, 1968	John Hadl	at N.Y. Jets	17-37	3
325	Dec. 26, 1999	Jim Harbaugh	vs. Oakland	23-36	2
	Dec. 1, 1968	John Hadl	at Denver	21-35	5
	Sept. 6, 1968	John Hadl	vs. Cincinnati	20-37	2
324	Oct. 30, 2005	Drew Brees	vs. Kansas City	25-43	3
323	Nov. 12, 2023	Justin Herbert	vs. Detroit	27-40	4
322	Dec. 24, 2016	Philip Rivers	at Cleveland	23-46	2
	Nov. 29, 1987	Dan Fouts	vs. Denver	23-40	0
321	Oct. 2, 2016	Philip Rivers	vs. New Orleans	28-43	2
	Oct. 20, 1991	John Friesz	vs. Cleveland (OT)	33-54	1
	Nov. 21, 1971	John Hadl	at Oakland	20-36	2
	Oct. 20, 1968	John Hadl	vs. Denver	9-18	4
320	Oct. 13, 2019	Philip Rivers	vs. Pittsburgh	26-44	2
	Oct. 13, 1985	Mark Herrmann	vs. Kansas City	26-36	2
319	Dec. 10, 2017	Philip Rivers	vs. Washington	18-31	2
	Oct. 13, 2002	Drew Brees	vs. Kansas City	28-41	2
318	Sept. 22, 2019	Philip Rivers	vs. Houston	31-46	2
	Oct. 14, 1979	Dan Fouts	vs. Seattle	28-35	3
	Oct. 29, 1967	John Hadl	at Oakland	19-39	1
317	Dec. 5, 2021	Justin Herbert	at Cincinnati	26-35	3
	Nov. 29, 2009	Philip Rivers	vs. Kansas City	21-28	2
316	Nov. 29, 2020	Justin Herbert	at Buffalo	31-52	1
	Nov. 9, 2008	Philip Rivers	vs. Kansas City	27-36	2
	Sept. 13, 1981	Dan Fouts	vs. Detroit	18-25	1
315	Oct. 9, 1995	Stan Humphries	at Kansas City (OT)	24-34	1
	Nov. 1, 1987	Dan Fouts	vs. Cleveland (OT)	25-42	2
	Oct. 28, 1985	Dan Fouts	at L.A. Raiders	23-50	2
	Dec. 3, 1967	John Hadl	vs. Oakland	18-40	2
	Nov. 25, 1965	John Hadl	vs. Buffalo	18-37	0
	Oct. 7, 1961	Jack Kemp	at Boston	12-24	3
314	Dec. 17, 2020	Justin Herbert	at Las Vegas (OT)	22-32	2
	Dec. 8, 2019	Philip Rivers	at Jacksonville	16-22	3
	Oct. 31, 1983	Ed Luther	vs. Washington	19-36	2
	Oct. 10, 1965	John Hadl	at Buffalo	18-29	3

Yards	Date	Player	Opponent	Cmp-Att	TD
313	Dec. 18, 2022	Justin Herbert	vs. Tennessee	28-42	0
	Dec. 13, 2018	Philip Rivers	at Kansas City	26-38	2
	Oct. 12, 2014	Philip Rivers	at Oakland	22-34	3
	Jan. 2, 2011	Philip Rivers	at Denver	21-37	0
	Oct. 15, 1978	Dan Fouts	vs. Miami	22-30	1
311	Sept. 20, 2020	Justin Herbert	vs. Kansas City (OT)	22-33	1
	Dec. 20, 2015	Philip Rivers	vs. Miami	26-36	3
	Nov. 19, 2000	Ryan Leaf	at Denver	13-27	3
	Nov. 11, 1996	Stan Humphries	vs. Detroit	24-32	3
310	Sept. 29, 2019	Philip Rivers	at Miami	24-30	2
	Jan. 1, 2012	Philip Rivers	at Oakland	19-26	3
	Oct. 11, 1981	Dan Fouts	vs. Minnesota	20-38	2
309	Nov. 18, 2007	Philip Rivers	at Jacksonville	22-40	1
308	Dec. 20, 2009	Philip Rivers	vs. Cincinnati	24-38	3
	Nov. 25, 2001	Doug Flutie	vs. Arizona	33-44	2
	Dec. 16, 1990	Billy Joe Tolliver	at Denver	26-51	1
	Dec. 22, 1980	Dan Fouts	vs. Pittsburgh	21-37	0
307	Dec. 15, 2019	Philip Rivers	vs. Minnesota	28-39	1
	Oct. 2, 2011	Philip Rivers	vs. Miami	21-31	1
	Dec. 9, 2001	Doug Flutie	at Philadelphia	20-44	2
	Oct. 15, 1967	John Hadl	vs. Kansas City	17-32	2
	Nov. 27, 1960	Jack Kemp	vs. Oakland	13-24	2

Yards	Date	Player	Opponent	Cmp-Att	TD
306	Oct. 21, 2018	Philip Rivers	vs. Tennessee*	19-26	2
	** — Played at Wembley Stadium in London, England.*				
	Oct. 12, 2008	Philip Rivers	vs. New England	18-27	3
	Sept. 23, 2007	Philip Rivers	at Green Bay	27-36	3
	Oct. 13, 1991	John Friesz	at L.A. Rams	21-33	2
305	Sept. 17, 2023	Justin Herbert	at Tennessee	27-41	2
	Oct. 31, 2010	Philip Rivers	vs. Tennessee	27-36	2
	Sept. 3, 1995	Stan Humphries	at Oakland	23-47	1
	Dec. 24, 1989	Billy Joe Tolliver	vs. Denver	22-48	0
	Oct. 7, 1979	Dan Fouts	at Denver	27-45	0
304	Nov. 29, 1998	Craig Whelihan	vs. Denver	30-53	1
303	Nov. 28, 2021	Justin Herbert	at Denver	28-44	2
	Sept. 27, 2009	Philip Rivers	vs. Miami	18-33	0
	Jan. 2, 1983	Dan Fouts	vs. L.A. Raiders	18-38	1
	Oct. 25, 1979	Dan Fouts	at Oakland	21-37	2
302	Jan. 3, 2021	Justin Herbert	at Kansas City	22-31	3
	Nov. 3, 1985	Dan Fouts	vs. Denver	23-34	2
	Oct. 4, 1981	Dan Fouts	vs. Seattle	30-41	3
	Oct. 15, 1961	Jack Kemp	at Titans of N.Y.	15-38	0
301	Nov. 1, 2015	Philip Rivers	at Baltimore Ravens	28-37	3
300	Nov. 29, 2015	Philip Rivers	at Jacksonville	29-43	4

REGULAR-SEASON 300-YARD PASSING GAMES BY PLAYER (17 PLAYERS, 205 PERFORMANCES): Philip Rivers (70), Dan Fouts (51), Justin Herbert (27), John Hadl (16), Drew Brees (7), Stan Humphries (6), Jack Kemp (5), Doug Flutie (4), Ed Luther (4), Jim Harbaugh (3), Mark Herrmann (3), Billy Joe Tolliver (3), John Friesz (2), Ryan Leaf (1), Jim McMahon (1), Tobin Rote (1), Craig Whelihan (1),

POSTSEASON 300-YARD PASSING PERFORMANCES

Yards	Date	Player	Opponent	Cmp-Att	TD
433	Jan. 2, 1982	Dan Fouts	at Miami (OT)**	33-53	3
336	Jan. 11, 1981	Dan Fouts	vs. Oakland***	22-45	2
333	Dec. 29, 1979	Dan Fouts	vs. Houston Oilers**	25-47	0
	Jan. 9, 1983	Dan Fouts	at Pittsburgh*	27-42	3

Yards	Date	Player	Opponent	Cmp-Att	TD
331	Jan. 13, 2019	Philip Rivers	at New England**	25-52	3
319	Jan. 8, 2005	Drew Brees	vs. N.Y. Jets (OT)*	31-42	2
314	Jan. 3, 1981	Dan Fouts	vs. Buffalo**	22-37	2
308	Jan. 11, 2009	Philip Rivers	at Pittsburgh**	21-35	3

† — AFL Championship * — AFC Wild Card ** — AFC Divisional *** — AFC Championship

POSTSEASON 300-YARD PASSING GAMES BY PLAYER (3 PLAYERS, 8 PERFORMANCES): Dan Fouts (5), Philip Rivers (2), Drew Brees (1).

300-YARD PASSING PERFORMANCES BY SEASON

Season	Player	Reg. Season	Postseason
1960	Jack Kemp	2	0
1961	Jack Kemp	3	0
1963	Tobin Rote	1	0
1965	John Hadl	2	0
1966	John Hadl	2	0
1967	John Hadl	4	0
1968	John Hadl	5	0
1971	John Hadl	3	0
1974	Dan Fouts	1	0
1975	Dan Fouts	1	0
1978	Dan Fouts	2	0
1979	Dan Fouts	6	1
1980	Dan Fouts	8	2
1981	Dan Fouts	7	1
1982	Dan Fouts	5	1
1983	Dan Fouts	5	0
	Ed Luther	3	0
1984	Dan Fouts	5	0
	Ed Luther	1	0
1985	Dan Fouts	7	0
	Mark Herrmann	3	0

Season	Player	Reg. Season	Postseason
1986	Dan Fouts	1	0
1987	Dan Fouts	3	0
1989	Billy Joe Tolliver	2	0
	Jim McMahon	1	0
1990	Billy Joe Tolliver	1	0
1991	John Friesz	2	0
1992	Stan Humphries	1	0
1994	Stan Humphries	1	0
1995	Stan Humphries	2	0
1996	Stan Humphries	1	0
1997	Stan Humphries	1	0
1998	Craig Whelihan	1	0
1999	Jim Harbaugh	2	0
2000	Jim Harbaugh	1	0
	Ryan Leaf	1	0
2001	Doug Flutie	4	0
2002	Drew Brees	3	0
2003	Drew Brees	1	0
2004	Drew Brees	1	1
2005	Drew Brees	2	0
2006	Philip Rivers	2	0

Season	Player	Reg. Season	Postseason
2007	Philip Rivers	2	0
2008	Philip Rivers	5	1
2009	Philip Rivers	5	0
2010	Philip Rivers	6	0
2011	Philip Rivers	6	0
2012	Philip Rivers	2	0
2013	Philip Rivers	5	0
2014	Philip Rivers	4	0
2015	Philip Rivers	8	0
2016	Philip Rivers	6	0
2017	Philip Rivers	6	0
2018	Philip Rivers	5	1
2019	Philip Rivers	8	0
2020	Justin Herbert	8	0
2021	Justin Herbert	9	0
2022	Justin Herbert	5	0
2023	Justin Herbert	3	0
2024	Justin Herbert	2	0

REGULAR-SEASON 100-YARD RUSHING PERFORMANCES

Yards	Date	Player	Opponent	Att	TD
243	Dec. 28, 2003	LaDainian Tomlinson	vs. Oakland	31	2
220	Dec. 1, 2002	LaDainian Tomlinson	vs. Denver (OT)	37	3
217	Sept. 29, 2002	LaDainian Tomlinson	vs. New England	27	2
	Dec. 18, 1988	Gary Anderson	vs. Kansas City	34	1
200	Oct. 19, 2003	LaDainian Tomlinson	at Cleveland	26	1
199	Dec. 17, 2006	LaDainian Tomlinson	vs. Kansas City	25	2
198	Oct. 14, 2007	LaDainian Tomlinson	vs. Oakland	24	4
196	Nov. 6, 2016	Melvin Gordon	vs. Tennessee	32	1
192	Sept. 25, 2005	LaDainian Tomlinson	vs. N.Y. Giants	21	3
189	Dec. 24, 1967	Brad Hubbert	vs. N.Y. Jets	15	2
187	Sept. 28, 2003	LaDainian Tomlinson	at Oakland (OT)	28	1
184	Nov. 27, 2005	LaDainian Tomlinson	at Washington (OT)	25	3
183	Oct. 29, 2006	LaDainian Tomlinson	vs. St. Louis Rams	25	2
	Jan. 2, 2000	Jermaine Fazande	at Denver	30	1
	Dec. 22, 1963	Paul Lowe	vs. Denver	17	2
181	Oct. 5, 1997	Gary Brown	at Oakland	36	1
178	Dec. 3, 2006	LaDainian Tomlinson	at Buffalo	28	2
177	Dec. 2, 2007	LaDainian Tomlinson	at Kansas City	23	2
176	Dec. 17, 1989	Marion Butts	at Kansas City	39	0
173	Oct. 9, 2022	Austin Ekeler	at Cleveland	16	1
172	Nov. 5, 2006	LaDainian Tomlinson	vs. Cleveland	18	3
170	Dec. 11, 1988	Gary Anderson	vs. Pittsburgh	26	0
169	Oct. 26, 1997	Gary Brown	vs. Indianapolis	28	1
166	Sept. 30, 1962	Keith Lincoln	at Oakland	12	1
165	Sept. 20, 1998	Natrone Means	at Kansas City	22	1
164	Nov. 21, 2004	LaDainian Tomlinson	at Oakland	37	1
162	Nov. 9, 2003	LaDainian Tomlinson	vs. Minnesota	16	2

Yards	Date	Player	Opponent	Att	TD
161	Sept. 7, 1981	Chuck Muncie	at Cleveland	24	1
	Oct. 13, 1963	Paul Lowe	vs. N.Y. Jets	16	1
159	Dec. 2, 1990	Marion Butts	vs. N.Y. Jets	26	2
157	Sept. 16, 1979	Clarence Williams	vs. Buffalo	18	4
	Sept. 29, 1974	Don Woods	vs. Miami	18	2
	Oct. 3, 1965	Paul Lowe	vs. Houston Oilers	20	0
155	Sept. 24, 1984	Earnest Jackson	at L.A. Raiders	29	1
154	Oct. 27, 1974	Don Woods	vs. Kansas City	22	1
153	Oct. 20, 2002	LaDainian Tomlinson	at Oakland (OT)	39	1
151	Nov. 16, 1981	Chuck Muncie	at Seattle	20	2
	Nov. 3, 1968	Dickie Post	vs. Miami	21	0
150	Oct. 18, 1992	Rod Bernstine	vs. Indianapolis	23	2
149	Nov. 27, 1960	Paul Lowe	vs. Oakland	26	1
147	Oct. 7, 2007	Michael Turner	at Denver	10	1
	Oct. 3, 2004	LaDainian Tomlinson	vs. Tennessee	17	1
	Sept. 21, 1969	Dickie Post	at Cincinnati	15	0
146	Dec. 9, 2007	LaDainian Tomlinson	at Tennessee (OT)	26	1
145	Dec. 23, 2001	LaDainian Tomlinson	at Kansas City	27	0
	Nov. 13, 1988	Gary Anderson	at Atlanta	24	0
	Dec. 3, 1972	Mike Garrett	vs. Oakland	28	0
144	Dec. 29, 2013	Ryan Mathews	vs. Kansas City (OT)	24	0
	Nov. 12, 1978	Lydell Mitchell	vs. Kansas City (OT)	29	0
142	Dec. 1, 1974	Don Woods	at N.Y. Jets	25	1
140	Oct. 16, 2005	LaDainian Tomlinson	at Oakland	31	1
	Sept. 6, 1968	Dickie Post	vs. Cincinnati	16	1
138	Sept. 17, 2006	Michael Turner	vs. Tennessee	13	0

REGULAR-SEASON 100-YARD RUSHING PERFORMANCES

Yards	Date	Player	Opponent	Att	TD
137	Nov. 27, 2011	Ryan Mathews	vs. Denver (OT)	22	0
	Oct. 28, 1960	Paul Lowe	at Boston	8	1
135	Sept. 8, 2024	J.K. Dobbins	vs. Las Vegas	10	1
134	Oct. 2, 2005	LaDainian Tomlinson	at New England	25	2
133	Oct. 6, 1974	Don Woods	vs. Philadelphia	21	0
132	Oct. 14, 2018	Melvin Gordon III	at Cleveland	18	3
	Oct. 29, 2017	Melvin Gordon	at New England	14	1
	Sept. 30, 2007	LaDainian Tomlinson	vs. Kansas City	20	1
	Oct. 8, 1972	Mike Garrett	at Baltimore Colts	27	2
131	Sept. 15, 2024	J.K. Dobbins	at Carolina	17	1
	Sept. 11, 2006	LaDainian Tomlinson	at Oakland	31	1
	Dec. 12, 2004	LaDainian Tomlinson	vs. Tampa Bay	25	1
	Dec. 22, 2002	LaDainian Tomlinson	at Kansas City	24	0
	Sept. 25, 1988	Gary Anderson	at Kansas City	23	1
130	Oct. 4, 1998	Natrone Means	at Indianapolis	31	1
	Oct. 28, 1973	Mike Garrett	at Cleveland	19	0
	Oct. 27, 1963	Keith Lincoln	vs. Oakland	15	1
129	Jan. 2, 1983	Chuck Muncie	vs. L.A. Raiders	26	2
128	Nov. 25, 1990	Marion Butts	vs. Seattle (OT)	28	0
	Nov. 23, 1969	Dickie Post	vs. Denver	17	3
	Sept. 30, 1961	Paul Lowe	at Buffalo	22	1
127	Dec. 12, 2013	Ryan Mathews	at Denver	29	1
	Nov. 17, 2013	Ryan Mathews	at Miami	19	0
	Dec. 27, 1998	Terrell Fletcher	at Arizona	23	0
	Dec. 3, 1995	Aaron Hayden	vs. Cleveland	32	2
	Sept. 22, 1985	Lionel James	at Cincinnati	12	1
	Oct. 20, 1963	Keith Lincoln	at Kansas City	10	1
126	Dec. 26, 1982	Chuck Muncie	vs. Baltimore Colts	16	0
	Dec. 11, 1966	Paul Lowe	vs. N.Y. Jets	14	2
125	Oct. 9, 2011	Ryan Mathews	at Denver	24	0
	Oct. 9, 1994	Natrone Means	vs. Kansas City	19	1
	Nov. 13, 1966	Paul Lowe	vs. Oakland	10	0
124	Nov. 18, 1984	Earnest Jackson	vs. Miami (OT)	28	0
	Dec. 7, 1975	Rickey Young	at Kansas City	25	2
	Sept. 11, 1965	Paul Lowe	vs. Denver	18	1
123	Dec. 24, 2006	LaDainian Tomlinson	at Seattle	22	0
	Oct. 4, 1969	Dickie Post	vs. Cincinnati	19	0
122	Jan. 1, 2023	Austin Ekeler	vs. L.A. Rams	10	2
	Dec. 16, 2007	Darren Sproles	vs. Detroit	25	2
	Dec. 6, 1998	Terrell Fletcher	at Washington	34	0
	Sept. 17, 1995	Natrone Means	at Philadelphia	23	0
121	Sept. 12, 2004	LaDainian Tomlinson	at Houston Texans	26	1
	Oct. 14, 1990	Marion Butts	at N.Y. Jets	26	2
	Oct. 20, 1968	Dickie Post	vs. Denver	11	1
	Oct. 1, 1967	Dickie Post	at Buffalo	20	1
120	Jan. 2, 2011	Ryan Mathews	at Denver	26	3
	Nov. 10, 2002	LaDainian Tomlinson	at St. Louis Rams	24	1
	Oct. 16, 1994	Natrone Means	at New Orleans	26	3
	Sept. 18, 1988	Gary Anderson	vs. Seattle	19	1
119	Dec. 6, 1981	Chuck Muncie	vs. Buffalo	22	1
118	Dec. 27, 1993	Natrone Means	vs. Miami	18	3
	Nov. 1, 1992	Marion Butts	vs. Indianapolis	27	1
	Oct. 13, 1974	Don Woods	vs. Oakland	17	1
117	Sept. 10, 2023	Austin Ekeler	vs. Miami	16	1
	Oct. 4, 2021	Austin Ekeler	vs. Las Vegas	15	1
	Nov. 17, 1974	Don Woods	at Oakland	27	1
116	Dec. 16, 2007	LaDainian Tomlinson	vs. Detroit	15	2
	Nov. 3, 1985	Gary Anderson	vs. Denver	22	1
	Oct. 15, 1967	Dickie Post	vs. Kansas City	15	1
115	Dec. 28, 2008	Darren Sproles	vs. Denver	14	1
	Sept. 24, 1995	Natrone Means	vs. Denver	27	2
	Sept. 10, 1995	Natrone Means	vs. Seattle	26	0
	Dec. 22, 1980	Chuck Muncie	vs. Pittsburgh	26	1
	Nov. 9, 1980	Chuck Muncie	vs. Denver	23	0
114	Oct. 5, 2014	Branden Oliver	vs. N.Y. Jets	19	1
	Dec. 11, 2011	Ryan Mathews	vs. Buffalo	20	0
	Sept. 8, 2002	LaDainian Tomlinson	at Cincinnati	21	1
	Dec. 30, 1990	Rod Bernstine	at L.A. Raiders	27	0
	Nov. 11, 1990	Marion Butts	vs. Denver	16	0
113	Nov. 4, 2018	Melvin Gordon III	at Seattle	16	1
	Dec. 18, 2005	Michael Turner	at Indianapolis	8	1
	Dec. 5, 2004	LaDainian Tomlinson	vs. Denver	30	2
	Sept. 9, 2001	LaDainian Tomlinson	vs. Washington	36	2
	Nov. 16, 1969	Dickie Post	at Oakland	20	0
112	Dec. 5, 2011	Ryan Mathews	at Jacksonville	13	1
	Oct. 18, 1998	Natrone Means	vs. Philadelphia	21	1
	Sept. 29, 1991	Rod Bernstine	vs. Kansas City	26	1
	Sept. 7, 1980	John Cappelletti	at Seattle	16	0
	Nov. 7, 1965	Paul Lowe	vs. Denver	17	0
111	Oct. 30, 2016	Melvin Gordon	at Denver	23	0
	Nov. 22, 2010	Mike Tolbert	vs. Denver	25	1
	Dec. 19, 2004	LaDainian Tomlinson	at Cleveland	26	2
	Dec. 15, 1975	Rickey Young	vs. N.Y. Jets	21	1
110	Oct. 20, 2013	Ryan Mathews	at Jacksonville	21	1
	Dec. 15, 2002	LaDainian Tomlinson	at Buffalo	28	1
	Sept. 12, 1983	Chuck Muncie	at Kansas City	27	1
	Oct. 23, 1965	Paul Lowe	at N.Y. Jets	16	2
	Nov. 5, 1961	Paul Lowe	vs. Titans of N.Y.	9	1
109	Nov. 26, 2006	LaDainian Tomlinson	vs. Oakland	19	2
	Nov. 16, 1980	Mike Thomas	vs. Kansas City	27	2
	Dec. 18, 1960	Fred Ford	vs. Titans of N.Y.	7	1
108	Nov. 7, 2019	Melvin Gordon III	at Oakland	22	1
	Nov. 19, 1967	Dickie Post	at Kansas City	18	1
	Dec. 2, 1962	Gerry McDougall	vs. Oakland	22	2
107	Dec. 24, 2007	LaDainian Tomlinson	vs. Denver	19	1
	Nov. 6, 2005	LaDainian Tomlinson	at N.Y. Jets	25	3
	Sept. 30, 2001	LaDainian Tomlinson	vs. Cincinnati	21	3
	Sept. 11, 1994	Natrone Means	vs. Cincinnati	21	1
106	Sept. 28, 2008	LaDainian Tomlinson	at Oakland	20	2
	Nov. 30, 2003	LaDainian Tomlinson	vs. Kansas City	19	1
	Dec. 14, 1969	Dickie Post	vs. Buffalo	19	2
	Dec. 1, 1968	Russ Smith	at Denver	18	1
	Oct. 22, 1961	Paul Lowe	at Oakland	11	2
	Dec. 10, 1960	Paul Lowe	vs. Denver	19	1
105	Oct. 8, 2017	Melvin Gordon	at N.Y. Giants	20	0
	Nov. 23, 2014	Ryan Mathews	vs. St. Louis Rams	12	1
	Oct. 26, 2008	LaDainian Tomlinson	at New Orleans*	19	0
	** — Played at Wembley Stadium in London, England.*				
	Nov. 19, 2006	LaDainian Tomlinson	at Denver	20	3
	Sept. 21, 2003	LaDainian Tomlinson	vs. Baltimore Ravens	23	1
	Nov. 7, 1993	Natrone Means	at Minnesota	17	1
	Dec. 20, 1982	James Brooks	vs. Cincinnati	12	3
	Oct. 12, 1975	Don Woods	vs. L.A. Rams (OT)	24	1
	Dec. 15, 1974	Don Woods	vs. Denver	24	1
104	Sept. 30, 2018	Melvin Gordon III	vs. San Francisco	15	0
	Nov. 12, 2006	LaDainian Tomlinson	at Cincinnati	22	4
	Oct. 30, 1994	Natrone Means	vs. Seattle	26	1
	Nov. 22, 1992	Marion Butts	vs. Tampa Bay	22	0
	Dec. 15, 1991	Rod Bernstine	vs. Miami	13	3
	Sept. 24, 1972	Mike Garrett	vs. Denver	21	1
	Oct. 13, 1968	Gene Foster	at Oakland	27	1
	Sept. 19, 1965	Gene Foster	at Oakland	21	0
103	Dec. 8, 2013	Ryan Mathews	vs. N.Y. Giants	29	1
	Nov. 28, 2010	Mike Tolbert	at Indianapolis	26	1
	Dec. 10, 2006	LaDainian Tomlinson	vs. Denver	28	3
	Oct. 10, 2004	Jesse Chatman	vs. Jacksonville	11	1
	Sept. 22, 1991	Rod Bernstine	at Denver	18	0
	Sept. 16, 1990	Marion Butts	vs. Cincinnati	18	0
102	Sept. 18, 2016	Melvin Gordon	vs. Jacksonville	24	1
	Oct. 14, 2013	Ryan Mathews	vs. Indianapolis	22	0
	Oct. 7, 2001	LaDainian Tomlinson	at Cleveland	19	1
	Nov. 6, 1994	Natrone Means	at Atlanta	25	0
	Oct. 11, 1981	Chuck Muncie	vs. Minnesota	21	2
	Nov. 26, 1972	Mike Garrett	vs. Houston Oilers	17	0
	Dec. 1, 1963	Keith Lincoln	vs. Houston Oilers	13	1
	Nov. 11, 1962	Jacque MacKinnon	vs. Buffalo	17	0
101	Dec. 8, 2019	Austin Ekeler	at Jacksonville	8	0
	Oct. 12, 2014	Branden Oliver	at Oakland	26	1
	Oct. 11, 1998	Natrone Means	at Oakland	37	0
	Nov. 5, 1978	Lydell Mitchell	vs. Cincinnati	28	0
	Nov. 17, 1963	Keith Lincoln	at Buffalo	10	1
100	Oct. 3, 2010	Mike Tolbert	vs. Arizona	16	1
	Oct. 23, 1994	Natrone Means	vs. Denver	19	0
	Nov. 2, 1986	Gary Anderson	vs. Kansas City	25	0
	Sept. 15, 1974	Cid Edwards	at Houston Oilers	16	0
	Nov. 8, 1964	Keith Lincoln	at Denver	20	0
	Sept. 10, 1961	Paul Lowe	at Dallas Texans	13	1

REGULAR-SEASON 100-YARD RUSHING GAMES BY PLAYER (39 PLAYERS, 199 PERFORMANCES): LaDainian Tomlinson (46), Paul Lowe (15), Natrone Means (15), Ryan Mathews (12), Dickie Post (11), Melvin Gordon III (9), Chuck Muncie (9), Marion Butts (8), Don Woods (8), Gary Anderson (7), Keith Lincoln (6), Rod Bernstine (5), Austin Ekeler (5), Mike Garrett (5), Mike Tolbert (3), Michael Turner (3), Gary Brown (2), J.K. Dobbins (2), Terrell Fletcher (2), Gene Foster (2), Earnest Jackson (2), Lydell Mitchell (2), Branden Oliver (2), Darren Sproles (2), Rickey Young (2), James Brooks (1), John Cappelletti (1), Jesse Chatman (1), Cid Edwards (1), Jermaine Fazande (1), Fred Ford (1), Aaron Hayden (1), Brad Hubbert (1), Lionel James (1), Jacque MacKinnon (1), Gerry McDougall (1), Russ Smith (1), Mike Thomas (1), Clarence Williams (1).

POSTSEASON 100-YARD RUSHING PERFORMANCES

Yards	Date	Player	Opponent	Att	TD
206	Jan. 5, 1964	Keith Lincoln	vs. Boston†	13	1
165	Jan. 1, 1961	Paul Lowe	at Houston Oilers†	21	1
139	Jan. 8, 1995	Natrone Means	vs. Miami**	24	1
126	Jan. 9, 1983	Chuck Muncie	at Pittsburgh*	25	0
123	Jan. 14, 2007	LaDainian Tomlinson	vs. New England**	23	2
120	Jan. 2, 1982	Chuck Muncie	at Miami**	24	1
119	Jan. 2, 1993	Marion Butts	vs. Kansas City*	15	1
105	Jan. 3, 2009	Darren Sproles	vs. Indianapolis*	22	2

† — AFL Championship * — AFC Wild Card ** — AFC Divisional *** — AFC Championship

POSTSEASON 100-YARD RUSHING GAMES BY PLAYER (7 PLAYERS, 8 PERFORMANCES): Chuck Muncie (2), Marion Butts (1), Keith Lincoln (1), Paul Lowe (1), Natrone Means (1), Darren Sproles (1), LaDainian Tomlinson (1).

100-YARD RUSHING PERFORMANCES BY SEASON

Season	Player	Reg. Season	Postseason
1960	Paul Lowe	3	1
	Fred Ford	1	0
1961	Paul Lowe	4	0
1962	Keith Lincoln	1	0
	Jacque MacKinnon	1	0
	Gerry McDougall	1	0
1963	Keith Lincoln	4	1
	Paul Lowe	2	0
1964	Keith Lincoln	1	0
1965	Paul Lowe	4	0
	Gene Foster	1	0
1966	Paul Lowe	2	0
1967	Dickie Post	3	0
	Brad Hubbert	1	0
1968	Dickie Post	3	0
	Gene Foster	1	0
	Russ Smith	1	0
1969	Dickie Post	5	0
1972	Mike Garrett	4	0
1973	Mike Garrett	1	0
1974	Don Woods	7	0
	Cid Edwards	1	0
1975	Rickey Young	2	0
	Don Woods	1	0
1978	Lydell Mitchell	2	0
1979	Clarence Williams	1	0
1980	Chuck Muncie	2	0
	John Cappelletti	1	0
	Mike Thomas	1	0
1981	Chuck Muncie	4	1
1982	Chuck Muncie	2	1
	James Brooks	1	0
1983	Chuck Muncie	1	0
1984	Earnest Jackson	2	0
1985	Gary Anderson	1	0
	Lionel James	1	0
1986	Gary Anderson	1	0
1988	Gary Anderson	5	0
1989	Marion Butts	1	0
1990	Marion Butts	5	0
	Rod Bernstine	1	0
1991	Rod Bernstine	3	0
1992	Marion Butts	2	1
	Rod Bernstine	1	0
1993	Natrone Means	2	0
1994	Natrone Means	6	1
1995	Natrone Means	3	0
	Aaron Hayden	1	0
1997	Gary Brown	2	0
1998	Natrone Means	4	0
	Terrell Fletcher	2	0
1999	Jermaine Fazande	1	0
2001	LaDainaian Tomlinson	4	0
2002	LaDainaian Tomlinson	7	0
2003	LaDainaian Tomlinson	6	0
2004	LaDainaian Tomlinson	6	0
	Jesse Chatman	1	0
2005	LaDainaian Tomlinson	5	0
	Michael Turner	1	0
2006	LaDainaian Tomlinson	10	1
	Michael Turner	1	0
2007	LaDainaian Tomlinson	6	0
	Darren Sproles	1	0
	Michael Turner	1	0
2008	LaDainaian Tomlinson	2	0
	Darren Sproles	1	1
2010	Mike Tolbert	3	0
2011	Ryan Mathews	5	0
2013	Ryan Mathews	6	0
2014	Branden Oliver	2	0
	Ryan Mathews	1	0
2016	Melvin Gordon	3	0
2017	Melvin Gordon	2	0
2018	Melvin Gordon III	3	0
2019	Austin Ekeler	1	0
	Melvin Gordon III	1	0
2021	Austin Ekeler	1	0
2022	Austin Ekeler	2	0
2023	Austin Ekeler	1	0
2024	J.K. Dobbins	2	0

REGULAR-SEASON 100-YARD RECEIVING PERFORMANCES

Yards	Date	Player	Opponent	Rec	TD
260	Dec. 20, 1982	Wes Chandler	vs. Cincinnati	10	2
243	Sept. 15, 1985	Wes Chandler	vs. Seattle	13	1
232	Oct. 20, 1963	Lance Alworth	at Kansas City	9	2
218	Sept. 24, 2023	Keenan Allen	at Minnesota	18	0
213	Oct. 10, 2010	Malcom Floyd	at Oakland	8	1
	Oct. 29, 1967	Lance Alworth	at Oakland	10	1
211	Sept. 11, 1965	Lance Alworth	vs. Denver	7	1
210	Nov. 10, 1963	Lance Alworth	at Boston	13	1
203	Nov. 1, 1964	Lance Alworth	vs. Oakland	8	2
194	Nov. 8, 1981	Wes Chandler	vs. Cincinnati	10	2
191	Sept. 7, 1981	Charlie Joiner	at Cleveland	6	0
188	Sept. 28, 1969	Gary Garrison	vs. N.Y. Jets	10	2
186	Jan. 5, 2025	Quentin Johnston	at Las Vegas	13	0
185	Nov. 26, 1964	Lance Alworth	vs. Buffalo	4	2
183	Sept. 22, 2019	Keenan Allen	vs. Houston	13	2
	Sept. 21, 1968	Lance Alworth	vs. Houston Oilers	8	1
182	Oct. 13, 1968	Lance Alworth	at Oakland	9	1
181	Oct. 5, 2003	David Boston	at Jacksonville	14	2
	Nov. 14, 1965	Lance Alworth	at Kansas City	6	1
180	Nov. 2, 1963	Lance Alworth	at N.Y. Jets	5	1
179	Dec. 3, 1984	Bobby Duckworth	vs. Chicago	3	1
177	Oct. 23, 1966	Lance Alworth	at Boston	6	2
175	Nov. 12, 2023	Keenan Allen	vs. Detroit	11	2
	Dec. 10, 1961	Dave Kocourek	vs. Buffalo	3	1
172	Nov. 23, 2017	Keenan Allen	at Dallas Cowboys	11	1
	Sept. 18, 2011	Vincent Jackson	at New England	10	2
	Dec. 11, 1994	Tony Martin	vs. San Francisco	9	1
	Oct. 20, 1968	Jacque MacKinnon	vs. Denver	6	2
171	Dec. 22, 1980	Kellen Winslow	vs. Pittsburgh	10	0
	Oct. 19, 1980	Charlie Joiner	vs. N.Y. Giants	10	1
	Dec. 1, 1968	Lance Alworth	at Denver	9	4
169	Oct. 27, 1968	Lance Alworth	at Kansas City	6	0
	Nov. 19, 1961	Dave Kocourek	vs. Dallas Texans	7	1
168	Dec. 17, 1995	Tony Martin	at Indianapolis	10	2
	Nov. 10, 1985	Lionel James	vs. L.A. Raiders (OT)	11	1
	Oct. 21, 1979	Charlie Joiner	at L.A. Rams	7	0
	Oct. 10, 1965	Lance Alworth	at Buffalo	8	2
	Nov. 15, 1964	Lance Alworth	at Kansas City	5	1
167	Dec. 6, 2009	Antonio Gates	at Cleveland	8	0
166	Sept. 13, 2015	Keenan Allen	vs. Detroit	15	0
	Sept. 13, 1981	Charlie Joiner	vs. Detroit	7	0
165	Oct. 10, 2021	Mike Williams	vs. Cleveland	8	2
	Nov. 20, 2011	Vincent Jackson	at Chicago	7	1
	Oct. 18, 1970	Gary Garrison	at Chicago	8	2
164	Nov. 30, 1980	John Jefferson	vs. Philadelphia	8	0
163	Sept. 10, 1995	Tony Martin	vs. Seattle	13	1
	Oct. 5, 1968	Gary Garrison	at N.Y. Jets	6	2
162	Sept. 17, 1989	Anthony Miller	vs. Houston Oilers	7	2
	Dec. 11, 1983	Kellen Winslow	vs. Kansas City	14	3
	Oct. 31, 1971	Gary Garrison	vs. N.Y. Jets	6	1
160	Oct. 26, 1980	John Jefferson	at Dallas Cowboys	8	1
	Dec. 19, 1965	Lance Alworth	vs. Oakland	5	1
	Oct. 7, 1961	Dave Kocourek	at Boston	3	1
159	Nov. 19, 2017	Keenan Allen	vs. Buffalo	12	2
157	Oct. 18, 2015	Keenan Allen	at Green Bay	14	0
	Oct. 7, 1984	Kellen Winslow	at Green Bay	15	0
156	Dec. 30, 2001	Curtis Conway	vs. Seattle	11	1
	Dec. 10, 1972	Gary Garrison	at Denver	10	1
	Dec. 18, 1966	Lance Alworth	vs. Kansas City	8	1
155	Sept. 28, 1997	Tony Martin	vs. Baltimore Ravens	4	3
	Dec. 4, 1978	John Jefferson	vs. Chicago	7	1
154	Dec. 8, 1985	Wes Chandler	vs. Pittsburgh	5	2
153	Nov. 2, 1980	Kellen Winslow	at Cincinnati	9	1
152	Nov. 17, 2002	Curtis Conway	vs. San Francisco (OT)	7	0
	Sept. 18, 1994	Tony Martin	at Seattle	6	1
	Dec. 10, 1989	Anthony Miller	at Washington	8	1
150	Oct. 6, 1985	Wes Chandler	at Seattle	9	2
149	Oct. 13, 1991	Anthony Miller	at L.A. Rams	7	1
	Dec. 17, 1978	John Jefferson	at Houston Oilers	6	2
	Dec. 9, 1973	Jerry LeVias	vs. Denver	5	1
	Dec. 20, 1970	Gary Garrison	vs. Kansas City	5	0
	Oct. 8, 1966	Lance Alworth	at N.Y. Jets	10	0
148	Dec. 2, 2018	Keenan Allen	at Pittsburgh	14	1
	Dec. 4, 2008	Vincent Jackson	vs. Oakland	5	1
	Dec. 7, 2003	LaDainian Tomlinson	at Detroit	9	2
	Nov. 24, 1996	Tony Martin	at Kansas City	5	2
147	Dec. 7, 1969	Lance Alworth	vs. Boston	6	1
	Dec. 4, 1966	Lance Alworth	at Houston Oilers	4	2
	Dec. 4, 1965	Lance Alworth	vs. N.Y. Jets	7	2
146	Sept. 16, 1984	Kellen Winslow	vs. Houston Oilers	10	0
145	Nov. 22, 2020	Keenan Allen	vs. N.Y. Jets	16	1
	Oct. 30, 2005	Antonio Gates	vs. Kansas City	10	3
	Dec. 11, 1982	Charlie Joiner	at San Francisco	8	0
	Oct. 3, 1965	Lance Alworth	vs. Houston Oilers	4	2

REGULAR-SEASON 100-YARD RECEIVING PERFORMANCES

Yards	Date	Player	Opponent	Rec	TD
144	Oct. 3, 2010	Antonio Gates	vs. Arizona	7	2
	Dec. 14, 2003	LaDainian Tomlinson	vs. Green Bay	11	2
	Nov. 19, 2000	Jeff Graham	at Denver	4	2
	Nov. 22, 1981	Kellen Winslow	at Oakland	13	5
143	Oct. 15, 2000	Curtis Conway	at Buffalo (OT)	7	1
142	Oct. 25, 2009	Vincent Jackson	at Kansas City	5	1
	Nov. 7, 1993	Anthony Miller	at Minnesota	7	1
	Oct. 4, 1992	Anthony Miller	vs. Seattle	9	2
	Nov. 3, 1974	Harrison Davis	vs. Cleveland	4	1
	Oct. 22, 1967	Lance Alworth	at Denver	5	1
	Oct. 23, 1965	Lance Alworth	at N.Y. Jets	7	1
141	Nov. 6, 2011	Vincent Jackson	vs. Green Bay	7	3
	Sept. 20, 2009	Vincent Jackson	vs. Baltimore Ravens	6	1
	Nov. 28, 1999	Jeff Graham	at Minnesota	6	0
140	Oct. 23, 2016	Tyrell Williams	at Atlanta (OT)	7	0
	Jan. 3, 2010	Malcom Floyd	vs. Washington	9	0
	Dec. 6, 1987	Wes Chandler	at Houston Oilers	10	0
	Sept. 23, 1962	Dave Kocourek	vs. Houston Oilers	5	0
139	Nov. 23, 2003	David Boston	vs. Cincinnati	9	2
138	Oct. 1, 2017	Keenan Allen	vs. Philadelphia	5	0
	Sept. 22, 1996	Tony Martin	at Oakland	10	3
	Jan. 2, 1983	Wes Chandler	vs. L.A. Raiders	6	1
137	Sept. 16, 1990	Anthony Miller	vs. Cincinnati	9	0
	Oct. 14, 1979	John Jefferson	vs. Seattle	9	2
	Oct. 5, 1968	Lance Alworth	at N.Y. Jets	8	1
136	Sept. 29, 2013	Antonio Gates	vs. Dallas Cowboys	10	1
135	Sept. 28, 2014	Keenan Allen	vs. Jacksonville	10	0
	Oct. 12, 1980	Charlie Joiner	at Oakland	8	0
134	Oct. 9, 2022	Mike Williams	at Cleveland	10	0
	Nov. 11, 2012	Danario Alexander	at Tampa Bay	5	1
	Oct. 12, 2008	Vincent Jackson	vs. New England	5	1
	Sept. 25, 1983	Wes Chandler	vs. Cleveland (OT)	6	2
	Sept. 26, 1976	Charlie Joiner	vs. St. Louis Cardinals	5	1
	Oct. 2, 1966	Gene Foster	vs. Miami	6	2
133	Oct. 22, 2023	Joshua Palmer	at Kansas City	5	0
	Dec. 31, 2017	Keenan Allen	vs. Oakland	9	1
	Sept. 27, 2015	Keenan Allen	at Minnesota	12	2
	Sept. 9, 1984	Pete Holohan	at Seattle	6	0
132	Sept. 27, 2020	Keenan Allen	vs. Carolina	13	1
	Dec. 10, 2017	Tyrell Williams	vs. Washington	4	1
	Nov. 6, 2005	Antonio Gates	at N.Y. Jets	8	0
	Dec. 3, 1995	Tony Martin	vs. Cleveland	9	1
	Sept. 14, 1980	Kellen Winslow	vs. Oakland (OT)	9	1
131	Oct. 20, 1968	Lance Alworth	vs. Denver	4	1
130	Nov. 12, 1978	John Jefferson	vs. Kansas City (OT)	7	2
129	Dec. 29, 2002	Stephen Alexander	vs. Seattle (OT)	8	1
	Oct. 13, 2002	Curtis Conway	vs. Kansas City	8	0
	Oct. 25, 1992	Anthony Miller	vs. Denver	6	1
	Nov. 5, 1989	Anthony Miller	vs. Philadelphia	5	2
128	Nov. 3, 2013	Keenan Allen	at Washington (OT)	8	1
	Sept. 6, 1998	Bryan Still	vs. Buffalo	6	1
	Nov. 3, 1996	Tony Martin	at Indianapolis	6	1
	Dec. 15, 1968	Gary Garrison	vs. Oakland	4	0
127	Jan. 1, 2012	Malcom Floyd	at Oakland	7	1
	Nov. 9, 1980	Charlie Joiner	vs. Denver	9	0
	Dec. 11, 1966	Lance Alworth	vs. N.Y. Jets	7	0
	Nov. 25, 1965	Lance Alworth	vs. Buffalo	7	0
126	Dec. 6, 1981	Kellen Winslow	vs. Buffalo	6	1
	Nov. 11, 1962	Dave Kocourek	vs. Buffalo	7	1
125	Oct. 25, 2020	Keenan Allen	vs. Jacksonville	10	0
	Nov. 13, 2016	Tyrell Williams	vs. Miami	5	1
	Dec. 11, 1982	Wes Chandler	at San Francisco	7	3
	Oct. 4, 1969	Lance Alworth	vs. Cincinnati	8	0
	Nov. 12, 1967	Lance Alworth	vs. Miami	4	1
	Nov. 4, 1962	Jerry Robinson	vs. Denver	3	1
124	Nov. 4, 2018	Keenan Allen	at Seattle	6	0
	Nov. 24, 2013	Keenan Allen	at Kansas City	9	0
	Sept. 15, 2013	Antonio Gates	at Philadelphia	8	0
	Oct. 4, 2009	Antonio Gates	at Pittsburgh	9	2
	Sept. 20, 2009	Darren Sproles	vs. Baltimore Ravens	7	1
	Nov. 10, 1991	Anthony Miller	vs. Seattle	5	0
	Dec. 15, 1985	Wes Chandler	vs. Philadelphia	5	0
	Oct. 25, 1981	Charlie Joiner	at Chicago (OT)	5	1
	Oct. 25, 1970	Lance Alworth	vs. Houston Oilers	2	1
	Oct. 9, 1964	Lance Alworth	at Boston	8	2
	Oct. 28, 1960	Ralph Anderson	at Boston	6	1
123	Nov. 17, 2024	Ladd McConkey	vs. Cincinnati	6	0
	Sept. 8, 2019	Keenan Allen	vs. Indinapolis	8	1
	Oct. 31, 2010	Antonio Gates	vs. Tennessee	5	1
	Dec. 11, 2005	Antonio Gates	vs. Miami	13	1
	Sept. 11, 2005	Keenan McCardell	vs. Dallas Cowboys	9	2
	Sept. 12, 2004	Antonio Gates	at Houston Texans	8	0
	Oct. 3, 1993	Anthony Miller	at Seattle	10	1
	Nov. 25, 1979	Charlie Joiner	vs. Kansas City	9	1
	Oct. 16, 1966	Keith Lincoln	at Buffalo	5	1
	Dec. 4, 1960	Dave Kocourek	at Oakland	6	0

Yards	Date	Player	Opponent	Rec	TD
122	Sept. 26, 2021	Mike Williams	at Kansas City	7	2
	Sept. 20, 1970	Gary Garrison	vs. Baltimore Colts	3	2
	Dec. 14, 1969	Lance Alworth	vs. Buffalo	7	1
121	Sept. 24, 2023	Mike Williams	at Minnesota	7	1
	Nov. 30, 2014	Keenan Allen	at Baltimore Ravens	11	2
	Nov. 5, 1995	Tony Martin	vs. Miami	7	1
	Nov. 28, 1982	Charlie Joiner	vs. Denver	7	0
	Sept. 29, 1968	Gary Garrison	at Cincinnati	5	2
	Sept. 24, 1967	Lance Alworth	vs. Houston Oilers	10	1
	Oct. 15, 1961	Don Norton	at Titans of N.Y.	5	0
120	Oct. 2, 2022	Mike Williams	at Houston Texans	7	0
	Oct. 2, 2016	Dontrelle Inman	vs. New Orleans	7	1
	Dec. 13, 2009	Vincent Jackson	at Dallas Cowboys	7	0
	Sept. 27, 2009	Vincent Jackson	vs. Miami	5	0
	Oct. 28, 2001	Curtis Conway	vs. Buffalo	9	0
	Sept. 3, 1995	Shawn Jefferson	at Oakland	6	1
	Dec. 26, 1982	Kellen Winslow	vs. Baltimore Colts	7	3
	Sept. 12, 1982	Wes Chandler	at Denver	4	0
	Nov. 19, 1961	Don Norton	vs. Dallas Texans	6	0
119	Jan. 9, 2022	Mike Williams	at Las Vegas (OT)	9	1
	Nov. 27, 2016	Dontrelle Inman	at Houston Texans	6	1
	Sept. 11, 1994	Mark Seay	vs. Cincinnati	8	2
	Jan. 2, 1994	Anthony Miller	at Tampa Bay	7	1
	Sept. 12, 1993	Nate Lewis	at Denver	10	1
	Nov. 18, 1984	Eric Sievers	vs. Miami (OT)	12	2
	Nov. 4, 1984	Charlie Joiner	at Indianapolis	9	1
	Sept. 24, 1984	Kellen Winslow	at L.A. Raiders	9	1
	Nov. 3, 1974	Don Woods	vs. Cleveland	3	2
	Oct. 22, 1972	Gary Garrison	at Detroit	7	2
	Nov. 23, 1967	Gary Garrison	vs. Denver	4	0
	Oct. 2, 1966	Lance Alworth	vs. Miami	6	2
	Sept. 12, 1964	Lance Alworth	vs. Houston Oilers	6	1
	Dec. 8, 1963	Don Norton	at Oakland	6	1
	Nov. 27, 1960	Don Norton	vs. Oakland	4	1
118	Nov. 3, 2024	Quentin Johnston	at Cleveland	4	1
	Oct. 20, 2019	Austin Ekeler	at Tennessee	7	1
	Oct. 21, 2018	Tyrell Williams	vs. Tennessee*	4	1
	** — Played at Wembley Stadium in London, England.*				
	Oct. 14, 2018	Tyrell Williams	at Cleveland	3	2
	Nov. 29, 2009	Antonio Gates	vs. Kansas City	7	2
	Dec. 12, 2004	Eric Parker	vs. Tampa Bay	6	1
	Nov. 19, 2000	Curtis Conway	at Denver	4	1
	Oct. 13, 1985	Charlie Joiner	vs. Kansas City	6	1
	Sept. 22, 1985	Lionel James	at Cincinnati	5	1
	Dec. 26, 1982	Wes Chandler	vs. Baltimore Colts	4	2
	Nov. 22, 1982	Wes Chandler	at L.A. Raiders	7	0
117	Dec. 1, 2024	Ladd McConkey	at Atlanta	9	0
	Dec. 1, 2019	Mike Williams	at Denver	5	0
	Oct. 9, 2016	Travis Benjamin	at Oakland	7	0
	Oct. 9, 2016	Tyrell Williams	at Oakland	5	1
	Oct. 6, 2013	Vincent Brown	at Oakland	7	0
	Oct. 17, 2010	Patrick Crayton	at St. Louis Rams	6	0
	Dec. 14, 2003	Antonio Gates	vs. Green Bay	5	0
	Oct. 14, 2001	Curtis Conway	at New England (OT)	4	0
	Nov. 20, 1983	Kellen Winslow	at St. Louis Cardinals	5	1
	Sept. 30, 1973	Gary Garrison	vs. Cincinnati	4	0
116	Nov. 19, 2023	Keenan Allen	at Green Bay	10	1
	Dec. 11, 2022	Mike Williams	vs. Miami	6	1
	Dec. 18, 1994	Tony Martin	at N.Y. Jets	3	2
	Dec. 16, 1990	Ronnie Harmon	at Denver	8	0
	Oct. 15, 1989	Anthony Miller	vs. Seattle	7	0
	Dec. 13, 1987	Wes Chandler	vs. Pittsburgh	7	0
	Dec. 20, 1982	Kellen Winslow	vs. Cincinnati	6	0
	Sept. 22, 1974	Gary Garrison	at Cincinnati	8	0
115	Oct. 1, 2017	Tyrell Williams	vs. Philadelphia	5	1
	Sept. 18, 2016	Travis Benjamin	vs. Jacksonville	6	2
	Oct. 6, 2013	Keenan Allen	at Oakland	6	1
	Sept. 2, 1984	Bobby Duckworth	at Minnesota	4	0
	Sept. 18, 1983	Eric Sievers	at Seattle	6	2
	Oct. 7, 1979	Charlie Joiner	at Denver	7	0
	Dec. 24, 1967	Gary Garrison	vs. N.Y. Jets	8	0
114	Dec. 12, 1999	Jeff Graham	at Seattle	9	0
	Dec. 9, 1995	Mark Seay	vs. Arizona	7	2
	Oct. 12, 1980	John Jefferson	at Oakland	5	1
	Nov. 22, 1970	Gary Garrison	at Oakland	6	2
	Oct. 6, 1963	Lance Alworth	at Denver	4	1
113	Dec. 14, 2023	Joshua Palmer	at Las Vegas	4	1
	Sept. 15, 2022	Mike Williams	at Kansas City	8	1
	Oct. 7, 2007	Antonio Gates	at Denver	7	1
	Sept. 23, 2007	Antonio Gates	at Green Bay	11	0
	Sept. 15, 2002	Curtis Conway	vs. Houston Texans	5	1
	Dec. 24, 2000	Jeff Graham	vs. Pittsburgh	5	1
	Oct. 15, 2000	Jeff Graham	at Buffalo (OT)	9	1
	Dec. 26, 1999	Jeff Graham	vs. Oakland	3	1
	Nov. 11, 1996	Tony Martin	vs. Detroit	8	1
	Dec. 21, 1986	Wes Chandler	at Cleveland	6	1
	Nov. 20, 1986	Gary Anderson	vs. L.A. Raiders (OT)	7	0
	Dec. 13, 1980	John Jefferson	vs. Seattle	8	1
	Oct. 18, 1964	Dave Kocourek	vs. Denver	4	1

REGULAR-SEASON 100-YARD RECEIVING PERFORMANCES

Yards	Date	Player	Opponent	Rec	TD
112	Nov. 21, 2021	Keenan Allen	vs. Pittsburgh	9	0
	Dec. 8, 2019	Austin Ekeler	at Jacksonville	4	1
	Dec. 16, 2010	Vincent Jackson	vs. San Francisco	5	3
	Dec. 13, 1981	Wes Chandler	at Tampa Bay	8	0
	Oct. 21, 1979	John Jefferson	at L.A. Rams	3	1
	Sept. 26, 1964	Don Norton	at Buffalo	4	0
111	Oct. 27, 2024	Ladd McConkey	vs. New Orleans	6	2
	Sept. 17, 2023	Keenan Allen	at Tennessee	8	2
	Nov. 3, 2019	Mike Williams	vs. Green Bay	3	0
	Dec. 10, 2017	Keenan Allen	vs. Washington	6	0
	Nov. 7, 2010	Seyi Ajirotutu	at Houston Texans	4	2
	Dec. 21, 2008	Vincent Jackson	at Tampa Bay	7	0
	Nov. 11, 2001	Curtis Conway	at Denver	3	1
	Oct. 29, 2000	Freddie Jones	vs. Oakland	10	2
	Nov. 29, 1981	Wes Chandler	vs. Denver	4	0
	Oct. 16, 1977	Don Woods	vs. New England	8	0
	Oct. 3, 1971	Billy Parks	at Pittsburgh	8	1
	Nov. 27, 1966	Lance Alworth	at Denver	6	2
	Oct. 27, 1963	Jacque MacKinnon	vs. Oakland	3	1
110	Dec. 5, 2021	Mike Williams	at Cincinnati	5	0
	Sept. 13, 2010	Legedu Naanee	vs. Kansas City	5	1
	Oct. 3, 2004	Reche Caldwell	vs. Tennessee	3	1
	Dec. 9, 2001	Jeff Graham	at Philadelphia	5	2
	Dec. 27, 1993	Anthony Miller	vs. Miami	7	2
	Nov. 15, 1992	Anthony Miller	at Cleveland	7	1
	Oct. 11, 1987	Al Williams	at Tampa Bay	5	0
	Nov. 30, 1986	Wes Chandler	at Indianapolis	5	1
	Dec. 8, 1985	Charlie Joiner	vs. Pittsburgh	6	0
	Sept. 4, 1983	Bobby Duckworth	vs. N.Y. Jets	4	1
	Oct. 26, 1980	Kellen Winslow	at Dallas Cowboys	5	2
	Sept. 14, 1980	John Jefferson	vs. Oakland (OT)	9	2
	Oct. 22, 1978	Charlie Joiner	at Detroit	5	1
	Dec. 3, 1961	Don Norton	at Houston Oilers	6	2
109	Oct. 12, 2020	Mike Williams	at New Orleans	5	2
	Sept. 16, 2012	Malcom Floyd	vs. Tennessee	6	0
	Sept. 26, 2010	Antonio Gates	at Seattle	7	1
	Nov. 12, 2006	Malcom Floyd	at Cincinnati	5	1
	Dec. 7, 1997	Eric Metcalf	vs. Atlanta	8	0
	Oct. 25, 1979	John Jefferson	at Oakland	4	1
	Dec. 1, 1974	Gary Garrison	at N.Y. Jets	4	1
	Sept. 21, 1969	Gary Garrison	at Cincinnati	3	0
	Oct. 17, 1965	Lance Alworth	at Boston	3	1
	Nov. 20, 1960	Ralph Anderson	vs. Buffalo	7	0
108	Sept. 19, 2021	Keenan Allen	vs. Dallas	4	0
	Jan. 3, 2021	Mike Williams	at Kansas City	6	1
	Nov. 18, 2019	Austin Ekeler	vs. Kansas City*	8	0
	** — Played at Estadio Azteca in Mexico City, Mexico.*				
	Sept. 9, 2018	Keenan Allen	vs. Kansas City	8	1
	Oct. 7, 2012	Malcom Floyd	at New Orleans	5	0
	Dec. 5, 2011	Malcom Floyd	at Jacksonville	4	1
	Oct. 2, 2011	Vincent Jackson	vs. Miami	3	1
	Dec. 20, 2009	Vincent Jackson	vs. Cincinnati	5	2
	Oct. 2, 2005	Antonio Gates	at New England	6	0
	Sept. 25, 1983	Kellen Winslow	vs. Cleveland (OT)	8	0
	Dec. 4, 1977	Larry Dorsey	vs. Cleveland	4	1
	Oct. 10, 1976	Charlie Joiner	vs. Oakland	5	0
	Nov. 9, 1975	Gary Garrison	vs. New England	7	1
	Oct. 15, 1967	Gary Garrison	vs. Kansas City	4	0
107	Oct. 14, 2013	Keenan Allen	vs. Indianapolis	9	1
	Oct. 31, 2011	Malcom Floyd	at Kansas City (OT)	5	0
	Sept. 9, 2007	Antonio Gates	vs. Chicago	9	1
	Oct. 21, 2001	Jeff Graham	vs. Denver	7	2
	Oct. 1, 2000	Jeff Graham	at St. Louis Rams	7	0
	Nov. 24, 1985	Kellen Winslow	at Houston Oilers	7	0
	Oct. 21, 1984	Kellen Winslow	vs. L.A. Raiders	8	1
	Nov. 28, 1982	Kellen Winslow	vs. Denver	8	3
	Oct. 19, 1980	John Jefferson	vs. N.Y. Giants	5	1
	Oct. 25, 1979	Charlie Joiner	at Oakland	9	0
	Oct. 10, 1965	Don Norton	at Buffalo	6	0
	Oct. 19, 1962	Don Norton	at Boston	4	0

Yards	Date	Player	Opponent	Rec	TD
106	Nov. 26, 2023	Keenan Allen	vs. Baltimore	14	0
	Nov. 20, 2022	Joshua Palmer	vs. Kansas City	8	2
	Nov. 6, 2022	Joshua Palmer	at Atlanta	8	0
	Dec. 1, 2013	Keenan Allen	vs. Cincinnati	8	0
	Jan. 1, 2012	Antonio Gates	at Oakland	5	1
	Sept. 4, 1983	Charlie Joiner	vs. N.Y. Jets	5	1
	Dec. 6, 1981	Charlie Joiner	vs. Buffalo	7	0
	Nov. 16, 1981	Kellen Winslow	at Seattle	7	0
	Sept. 27, 1981	Kellen Winslow	at Denver	10	1
	Nov. 18, 1979	John Jefferson	vs. Pittsburgh	5	1
	Oct. 17, 1976	Charlie Joiner	vs. Houston Oilers	2	1
	Oct. 23, 1971	Gary Garrison	vs. Buffalo	4	0
	Oct. 1, 1967	Willie Frazier	at Buffalo	5	1
	Oct. 31, 1965	Don Norton	vs. Boston	5	0
105	Dec. 3, 2017	Keenan Allen	vs. Cleveland	10	1
	Sept. 24, 2017	Travis Benjamin	vs. Kansas City	5	0
	Sept. 28, 2014	Eddie Royal	vs. Jacksonville	5	2
	Nov. 22, 2010	Patrick Crayton	vs. Denver	3	1
	Nov. 25, 2007	Antonio Gates	vs. Baltimore Ravens	6	2
	Oct. 17, 1993	Anthony Miller	vs. Kansas City	6	1
	Nov. 1, 1992	Anthony Miller	vs. Indianapolis	6	0
	Dec. 10, 1989	Wayne Walker	at Washington	7	1
	Dec. 14, 1986	Kellen Winslow	vs. Seattle	8	1
	Nov. 25, 1984	Wes Chandler	at Pittsburgh	4	1
	Nov. 22, 1982	Kellen Winslow	at L.A. Raiders	8	0
	Oct. 3, 1976	Charlie Joiner	at Denver	5	0
	Oct. 17, 1971	Gary Garrison	at Denver	4	1
	Sept. 9, 1967	Willie Frazier	vs. Boston	5	2
	Dec. 4, 1960	Don Norton	at Oakland	7	1
	Nov. 13, 1960	Dave Kocourek	vs. Houston Oilers	7	0
104	Dec. 26, 2022	Keenan Allen	at Indianapolis	11	0
	Nov. 7, 2021	Keenan Allen	at Philadelphia	12	0
	Nov. 23, 2014	Keenan Allen	vs. St. Louis Rams	6	1
	Dec. 10, 2006	Antonio Gates	vs. Denver	7	2
	Sept. 27, 1998	Bryan Still	vs. N.Y. Giants	8	0
	Oct. 25, 1992	Derrick Walker	vs. Denver	4	1
	Nov. 19, 1989	Anthony Miller	at Pittsburgh	7	2
	Dec. 9, 1979	John Jefferson	at New Orleans	5	1
103	Nov. 8, 2020	Keenan Allen	vs. Las Vegas	9	1
	Oct. 12, 2014	Malcom Floyd	at Oakland	5	1
	Nov. 1, 2009	Vincent Jackson	vs. Oakland	8	1
	Dec. 26, 2004	Eric Parker	at Indianapolis (OT)	7	1
	Dec. 12, 1993	Anthony Miller	vs. Green Bay	8	0
	Nov. 27, 1983	Kellen Winslow	vs. Denver	6	2
	Oct. 31, 1983	Wes Chandler	vs. Washington	4	1
	Sept. 7, 1980	John Jefferson	at Seattle	6	2
	Dec. 2, 1979	John Jefferson	vs. Atlanta	5	0
	Oct. 11, 1969	Gary Garrison	at Miami	4	2
	Nov. 17, 1968	Jacque MacKinnon	at Buffalo	3	2
	Oct. 29, 1961	Don Norton	vs. Denver	5	1
	Sept. 10, 1960	Ralph Anderson	vs. Dallas Texans	5	1
102	Jan. 8, 2023	Keenan Allen	at Denver	8	2
	Sept. 9, 2018	Melvin Gordon III	vs. Kansas City	9	0
	Sept. 15, 2013	Malcom Floyd	at Philadelphia	5	0
	Dec. 2, 2012	Danario Alexander	vs. Cincinnati	6	0
	Dec. 21, 2003	Kassim Osgood	at Pittsburgh	4	1
	Jan. 2, 2000	Jeff Graham	at Denver	6	0
	Nov. 27, 1983	Charlie Joiner	vs. Denver	7	0
	Nov. 8, 1981	Dwight Scales	vs. Cincinnati	3	0
	Oct. 19, 1980	Kellen Winslow	vs. N.Y. Giants	6	0
101	Nov. 21, 2004	Antonio Gates	at Oakland	8	1
	Oct. 8, 2000	Reggie Jones	vs. Denver	7	0
	Dec. 11, 1982	Kellen Winslow	at San Francisco	9	0
	Sept. 6, 1968	Gary Garrison	vs. Cincinnati	5	0
	Nov. 6, 1966	Lance Alworth	at Kansas City	6	2
	Dec. 6, 1964	Lance Alworth	vs. N.Y. Jets	3	1
100	Sept. 12, 2021	Keenan Allen	at Washington	9	0
	Oct. 13, 2019	Hunter Henry	vs. Pittsburgh	8	2
	Sept. 17, 2017	Keenan Allen	vs. Miami	9	0
	Oct. 9, 2011	Malcom Floyd	at Denver	3	1
	Nov. 9, 1997	Tony Martin	vs. Seattle	5	2
	Oct. 14, 1990	Anthony Miller	at N.Y. Jets	5	1
	Sept. 13, 1987	Lionel James	at Kansas City	6	0
	Oct. 1, 1972	Cid Edwards	at Oakland	6	0
	Nov. 24, 1968	Gene Foster	vs. N.Y. Jets	8	0
	Dec. 17, 1961	Luther Hayes	vs. Boston	3	0

REGULAR-SEASON 100-YARD RECEIVING GAMES BY PLAYER (70 PLAYERS, 395 PERFORMANCES): Lance Alworth (41), Keenan Allen (38), Kellen Winslow (24), Gary Garrison (23), Charlie Joiner (23), Antonio Gates (21), Wes Chandler (20), Anthony Miller (19), John Jefferson (16), Vincent Jackson (14), Tony Martin (13), Mike Williams (13), Malcom Floyd (11), Don Norton (11), Jeff Graham (10), Curtis Conway (9), Dave Kocourek (8), Tyrell Williams (7), Joshua Palmer (4), Ralph Anderson (3), Travis Benjamin (3), Bobby Duckworth (3), Austin Ekeler (3), Lionel James (3), Jacque MacKinnon (3), Ladd McConkey (3), Danario Alexander (2), David Boston (2), Patrick Crayton (2), Gene Foster (2), Willie Frazier (2), Dontrelle Inman (2), Quentin Johnston (2), Eric Parker (2), Mark Seay (2), Eric Sievers (2), Bryan Still (2), LaDainian Tomlinson (2), Don Woods (2), Seyi Ajirotutu (1), Stephen Alexander (1), Gary Anderson (1), Vincent Brown (1), Reche Caldwell (1), Harrison Davis (1), Larry Dorsey (1), Cid Edwards (1), Melvin Gordon III (1), Ronnie Harmon (1), Luther Hayes (1), Hunter Henry (1), Pete Holohan (1), Shawn Jefferson (1), Freddie Jones (1), Reggie Jones (1), Jerry LeVias (1), Nate Lewis (1), Keith Lincoln (1), Keenan McCardell (1), Eric Metcalf (1), Legedu Naanee (1), Kassim Osgood (1), Billy Parks (1), Jerry Robinson (1), Eddie Royal (1), Dwight Scales (1), Darren Sproles (1), Derrick Walker (1), Wayne Walker (1), Al Williams (1).

POSTSEASON 100-YARD RECEIVING PERFORMANCES

Yards	Date	Player	Opponent	Rec	TD
197	Jan. 11, 2025	Ladd McConkey	at Houston Texans*	9	1
166	Jan. 2, 1982	Kellen Winslow	at Miami**	13	1
142	Jan. 12, 2014	Keenan Allen	at Denver**	6	2
133	Dec. 31, 1995	Ronnie Harmon	vs. Indianapolis*	10	0
130	Jan. 11, 1981	Charlie Joiner	vs. Oakland***	6	2
124	Jan. 9, 1983	Wes Chandler	at Pittsburgh*	9	0
123	Jan. 5, 1964	Keith Lincoln	vs. Boston†	7	1
	Dec. 24, 1961	Dave Kocourek	vs. Houston Oilers†	7	0
121	Jan. 6, 2008	Chris Chambers	vs. Tennessee*	6	0
114	Jan. 6, 2008	Vincent Jackson	vs. Tennessee*	5	1
111	Jan. 17, 2010	Vincent Jackson	vs. N.Y. Jets**	7	0
109	Jan. 14, 2023	Gerald Everett	at Jacksonville*	6	1
108	Jan. 2, 1982	Charlie Joiner	at Miami**	7	0
106	Jan. 2, 1982	Wes Chandler	at Miami**	6	0
102	Jan. 9, 1983	Kellen Winslow	at Pittsburgh*	7	2
	Jan. 3, 1981	John Jefferson	vs. Buffalo**	7	0

† — AFL Championship * — AFC Wild Card ** — AFC Divisional *** — AFC Championship

POSTSEASON 100-YARD RECEIVING GAMES BY PLAYER (12 PLAYERS, 16 PERFORMANCES): Wes Chandler (2), Vincent Jackson (2), Charlie Joiner (2), Kellen Winslow (2), Keenan Allen (1), Chris Chambers (1), Gerald Everett (1), Ronnie Harmon (1), John Jefferson (1), Dave Kocourek (1), Keith Lincoln (1), Ladd McConkey (1).

100-YARD RECEIVING PERFORMANCES BY SEASON

Season	Player	Reg. Season	Postseason
1960	Ralph Anderson	3	0
	Dave Kocourek	2	0
	Don Norton	2	0
1961	Don Norton	4	0
	Dave Kocourek	3	1
	Luther Hayes	1	0
1962	Dave Kocourek	2	0
	Don Norton	1	0
	Jerry Robinson	1	0
1963	Lance Alworth	4	0
	Jacque MacKinnon	1	0
	Don Norton	1	0
	Keith Lincoln	0	1
1964	Lance Alworth	6	0
	Dave Kocourek	1	0
	Don Norton	1	0
1965	Lance Alworth	9	0
	Don Norton	2	0
1966	Lance Alworth	8	0
	Gene Foster	1	0
	Keith Lincoln	1	0
1967	Lance Alworth	4	0
	Gary Garrison	3	0
	Willie Frazier	2	0
1968	Lance Alworth	6	0
	Gary Garrison	4	0
	Jacque MacKinnon	2	0
	Gene Foster	1	0
1969	Lance Alworth	3	0
	Gary Garrison	3	0
1970	Gary Garrison	4	0
	Lance Alworth	1	0
1971	Gary Garrison	3	0
	Billy Parks	1	0
1972	Gary Garrison	2	0
	Cid Edwards	1	0
1973	Gary Garrison	1	0
	Jerry LeVias	1	0
1974	Gary Garrison	2	0
	Harrison Davis	1	0
	Don Woods	1	0
1975	Gary Garrison	1	0
1976	Charlie Joiner	4	0
1977	Larry Dorsey	1	0
	Don Woods	1	0
1978	John Jefferson	3	0
	Charlie Joiner	1	0
1979	John Jefferson	6	0
	Charlie Joiner	4	0
1980	John Jefferson	7	1
	Kellen Winslow	5	0
	Charlie Joiner	3	1
1981	Charlie Joiner	4	1
	Kellen Winslow	4	1
	Wes Chandler	3	1
	Dwight Scales	1	0
1982	Wes Chandler	6	1
	Kellen Winslow	5	1
	Charlie Joiner	2	0
1983	Kellen Winslow	4	0
	Wes Chandler	2	0
	Charlie Joiner	2	0
	Bobby Duckworth	1	0
	Eric Sievers	1	0
1984	Kellen Winslow	4	0
	Bobby Duckworth	2	0
	Wes Chandler	1	0
	Pete Holohan	1	0
	Charlie Joiner	1	0
	Eric Sievers	1	0
1985	Wes Chandler	4	0
	Lionel James	2	0
	Charlie Joiner	2	0
	Kellen Winslow	1	0
1986	Wes Chandler	2	0
	Gary Anderson	1	0
	Kellen Winslow	1	0
1987	Wes Chandler	2	0
	Lionel James	1	0
	Al Williams	1	0
1989	Anthony Miller	5	0
	Wayne Walker	1	0
1990	Anthony Miller	2	0
	Ronnie Harmon	1	0
1991	Anthony Miller	2	0
1992	Anthony Miller	4	0
	Derrick Walker	1	0
1993	Anthony Miller	6	0
	Nate Lewis	1	0
1994	Tony Marton	3	0
	Mark Seay	1	0
1995	Tony Martin	4	0
	Shawn Jefferson	1	0
	Mark Seay	1	0
	Ronnie Harmon	0	1
1996	Tony Martin	4	0
1997	Tony Martin	2	0
	Eric Metcalf	1	0
1998	Bryan Still	2	0
1999	Jeff Graham	4	0
2000	Jeff Graham	4	0
	Curtis Conway	2	0
	Freddie Jones	1	0
	Reggie Jones	1	0
2001	Curtis Conway	4	0
	Jeff Graham	2	0
2002	Curtis Conway	3	0
	Stephen Alexander	1	0
2003	David Boston	2	0
	LaDainaian Tomlinson	2	0
	Antonio Gates	1	0
	Kassim Osgood	1	0
2004	Antonio Gates	2	0
	Eric Parker	2	0
	Reche Caldwell	1	0
2005	Antonio Gates	4	0
	Keenan McCardell	1	0
2006	Malcom Floyd	1	0
	Antonio Gates	1	0
2007	Antonio Gates	4	0
	Chris Chambers	1	0
	Vincent Jackson	1	0
2008	Vincent Jackson	3	0
2009	Vincent Jackson	6	1
	Antonio Gates	3	0
	Malcom Floyd	1	0
	Darren Sproles	1	0
2010	Antonio Gates	3	0
	Patrick Crayton	2	0
	Seyi Ajirotutu	1	0
	Malcom Floyd	1	0
	Vincent Jackson	1	0
	Legedu Naanee	1	0
2011	Malcom Floyd	4	0
	Vincent Jackson	4	0
	Antonio Gates	1	0
2012	Danario Alexander	2	0
	Malcom Floyd	2	0
2013	Keenan Allen	5	1
	Antonio Gates	2	0
	Vincent Brown	1	0
	Malcom Floyd	1	0
2014	Keenan Allen	3	0
	Malcom Floyd	1	0
	Eddie Royal	1	0
2015	Keenan Allen	3	0
2016	Tyrell Williams	3	0
	Travis Benjamin	2	0
	Dontrelle Inman	2	0
2017	Keenan Allen	7	0
	Tyrell Williams	2	0
	Travis Benjamin	1	0
2018	Keenan Allen	3	0
	Tyrell Williams	2	0
	Melvin Gordon III	1	0
2019	Austin Ekeler	3	0
	Keenan Allen	2	0
	Mike Williams	2	0
	Hunter Henry	1	0
2020	Keenan Allen	4	0
	Mike Williams	2	0
2021	Keenan Allen	4	0
	Mike Williams	4	0
2022	Mike Williams	4	0
	Keenan Allen	2	0
	Joshua Palmer	2	0
	Gerald Everett	0	1
2023	Keenan Allen	5	0
	Joshua Palmer	2	0
	Mike Williams	1	0
2024	Ladd McConkey	3	1
	Quentin Johnston	2	0

REGULAR-SEASON 200-YARD ALL-PURPOSE PERFORMANCES

Yards	Date	Player	Opponent	Scrim.	Rt.
345	Nov. 10, 1985	Lionel James	vs. L.A. Raiders	219	126
317	Sept. 14, 2008	Darren Sproles	at Denver	125	192
316	Sept. 22, 1985	Lionel James	at Cincinnati	245	71
290	Sept. 15, 1985	Lionel James	vs. Seattle	137	153
282	Nov. 22, 1981	James Brooks	at Oakland	135	147
	Nov. 24, 1968	Leslie "Speedy" Duncan	vs. N.Y. Jets	0	282
278	Sept. 20, 2009	Darren Sproles	vs. Baltimore Ravens	150	128
272	Oct. 26, 2008	Darren Sproles	at New Orleans*	51	221
	** — Played at Wembley Stadium in London, England.*				
271	Dec. 1, 2002	LaDainian Tomlinson	vs. Denver	271	0
265	Nov. 27, 1960	Paul Lowe	vs. Oakland	245	20
264	Oct. 6, 1963	Keith Lincoln	at Denver	135	129
261	Nov. 6, 2016	Melvin Gordon	vs. Tennessee	261	0
260	Dec. 28, 2003	LaDainian Tomlinson	vs. Oakland	260	0
	Dec. 20, 1982	Wes Chandler	vs. Cincinnati	260	0
250	Nov. 18, 2001	Ronney Jenkins	at Oakland	0	250
	Nov. 16, 1981	James Brooks	at Seattle	118	132
248	Oct. 20, 1963	Lance Alworth	at Kansas City	232	16
246	Sept. 14, 2009	Darren Sproles	at Oakland	66	180
245	Nov. 2, 1986	Gary Anderson	vs. Kansas City	102	143
244	Dec. 28, 2008	Darren Sproles	vs. Denver	132	112
243	Sept. 15, 1985	Wes Chandler	vs. Seattle	243	0
242	Dec. 22, 1985	Lionel James	at Kansas City	85	157
	Dec. 22, 1963	Paul Lowe	vs. Denver	195	47
241	Sept. 30, 1962	Keith Lincoln	at Oakland	195	46
240	Oct. 29, 2006	LaDainian Tomlinson	vs. St. Louis Rams	240	0
239	Oct. 19, 1986	Gary Anderson	at Kansas City	128	111
237	Sept. 29, 2002	LaDainian Tomlinson	vs. New England	237	0
236	Dec. 7, 2003	LaDainian Tomlinson	at Detroit	236	0
235	Nov. 28, 1999	Kenny Bynum	at Minnesota	116	119
230	Oct. 19, 2009	Darren Sproles	vs. Denver	4	226
228	Oct. 27, 1996	Andre Coleman	at Seattle	22	206
225	Oct. 24, 2010	Darren Sproles	vs. New England	77	148
222	Sept. 10, 2000	Ronney Jenkins	vs. New Orleans	1	221
221	Dec. 21, 2008	Darren Sproles	at Tampa Bay	49	172
	Oct. 19, 2003	LaDainian Tomlinson	at Cleveland	221	0
	Dec. 11, 1983	James Brooks	vs. Kansas City	90	131
220	Sept. 25, 2005	LaDainian Tomlinson	vs. N.Y. Giants	220	0
217	Dec. 18, 1988	Gary Anderson	vs. Kansas City	217	0
	Oct. 16, 1983	James Brooks	at New England	132	85
	Oct. 27, 1963	Keith Lincoln	vs. Oakland	141	76
215	Sept. 24, 2023	Keenan Allen	at Minnesota	215	0
	Jan. 1, 2012	Richard Goodman	at Oakland	0	215
214	Oct. 14, 2007	LaDainian Tomlinson	vs. Oakland	214	0
	Oct. 14, 2001	Ronney Jenkins	at New England	0	214
213	Dec. 8, 2019	Austin Ekeler	at Jacksonville	213	0
	Oct. 10, 2010	Malcom Floyd	at Oakland	213	0
	Nov. 27, 2005	LaDainian Tomlinson	at Washington	213	0
	Nov. 16, 1986	Gary Anderson	vs. Dallas Cowboys	92	121
	Oct. 29, 1967	Lance Alworth	at Oakland	213	0
211	Sept. 28, 2003	LaDainian Tomlinson	at Oakland	211	0
	Nov. 3, 1968	Dickie Post	vs. Miami	200	11
	Sept. 11, 1965	Lance Alworth	vs. Denver	211	0
210	Nov. 10, 1963	Lance Alworth	at Boston	210	0
	Sept. 16, 1962	Keith Lincoln	vs. Titans of N.Y.	48	162
209	Sept. 19, 2004	Tim Dwight	vs. N.Y. Jets	0	209
	Dec. 13, 1981	James Brooks	at Tampa Bay	81	128
208	Sept. 17, 1995	Andre Coleman	at Philadelphia	0	208
	Sept. 18, 1994	Tony Martin	at Seattle	152	56
	Oct. 1, 1967	Dickie Post	at Buffalo	141	67
207	Nov. 24, 2013	Danny Woodhead	at Kansas City	70	137
	Nov. 9, 2003	LaDainian Tomlinson	vs. Minnesota	207	0
	Nov. 26, 1964	Lance Alworth	vs. Buffalo	185	22
206	Dec. 22, 2002	Tim Dwight	at Kansas City	63	143
205	Nov. 15, 2009	Darren Sproles	vs. Philadelphia	45	160
204	Dec. 17, 2006	LaDainian Tomlinson	vs. Kansas City	204	0
	Dec. 26, 1982	James Brooks	vs. Baltimore Colts	33	171
203	Sept. 30, 2007	Darren Sproles	vs. Kansas City	14	189
	Nov. 25, 1984	Lionel James	at Pittsburgh	28	175
	Nov. 1, 1964	Lance Alworth	vs. Oakland	203	0
202	Nov. 5, 1989	Anthony Miller	vs. Philadelphia	129	73

REGULAR-SEASON 200 ALL-PURPOSE-YARD GAMES BY PLAYER (23 PLAYERS, 70 PERFORMANCES): LaDainian Tomlinson (12), Darren Sproles (10), Lance Alworth (6), James Brooks (6), Lionel James (5), Gary Anderson (4), Keith Lincoln (4), Ronney Jenkins (3), Wes Chandler (2), Andre Coleman (2), Tim Dwight (2), Paul Lowe (2), Dickie Post (2), Kenny Bynum (1), Keenan Allen (1), Leslie "Speedy" Duncan (1), Austin Ekeler (1), Malcom Floyd (1), Richard Goodman (1), Melvin Gordon (1), Tony Martin (1), Anthony Miller (1), Danny Woodhead (1).

POSTSEASON 200-YARD ALL-PURPOSE PERFORMANCES

Yards	Date	Player	Opponent	Scrim.	Rt.
329	Jan. 5, 1964	Keith Lincoln	vs. Boston †	329	0
328	Jan. 3, 2009	Darren Sproles	vs. Indianapolis*	150	178
274	Jan. 11, 2009	Darren Sproles	at Pittsburgh**	106	168
271	Jan. 1, 1961	Paul Lowe	at Houston Oilers†	170	101
244	Jan. 29, 1995	Andre Coleman	vs. San Francisco††	0	244

† — AFL Championship * — AFC Wild Card ** — AFC Divisional *** — AFC Championship
†† — Super Bowl XXIX at Joe Robbie Stadium in Miami, Fla.

POSTSEASON 200 ALL-PURPOSE-YARD GAMES BY PLAYER (4 PLAYERS, 5 PERFORMANCES): Darren Sproles (2), Andre Coleman (1), Keith Lincoln (1), Paul Lowe (1).

200-YARD ALL-PURPOSE PERFORMANCES BY SEASON

Season	Player	Reg. Season	Postseason
1960	Paul Lowe	1	1
1962	Keith Lincoln	2	0
1963	Lance Alworth	2	0
	Keith Lincoln	2	1
	Paul Lowe	1	0
1964	Lance Alworth	2	0
1965	Lance Alworth	1	0
1967	Lance Alworth	1	0
	Dickie Post	1	0
1968	Leslie "Speedy" Duncan	1	0
	Dickie Post	1	0
1981	James Brooks	3	0
1982	James Brooks	1	0
	Wes Chandler	1	0
1983	James Brooks	2	0
1984	Lionel James	1	0
1985	Lionel James	4	0
	Wes Chandler	1	0
1986	Gary Anderson	3	0
1988	Gary Anderson	1	0
1989	Anthony Miller	1	0
1994	Tony Martin	1	0
	Andre Coleman	0	1
1995	Andre Coleman	1	0
1996	Andre Coleman	1	0
1999	Kenny Bynum	1	0
2000	Ronney Jenkins	1	0
2001	Ronney Jenkins	2	0
2002	LaDainaian Tomlinson	2	0
	Tim Dwight	1	0
2003	LaDainaian Tomlinson	5	0
2004	Tim Dwight	1	0
2005	LaDainaian Tomlinson	2	0
2006	LaDainaian Tomlinson	2	0
2007	Darren Sproles	1	0
	LaDainaian Tomlinson	1	0
2008	Darren Sproles	4	2
2009	Darren Sproles	4	0
2010	Malcom Floyd	1	0
	Darren Sproles	1	0
2011	Richard Goodman	1	0
2013	Danny Woodhead	1	0
2016	Melvin Gordon	1	0
2019	Austin Ekeler	1	0
2023	Keenan Allen	1	0

10 LONGEST REGULAR-SEASON PLAYS

RUNS FROM SCRIMMAGE

CHARGERS

87t Melvin Gordon, Oct. 29, 2017 at New England
Paul Lowe, Sept. 10, 1961 at Dallas Texans
86t Keith Lincoln, Sept. 30, 1962 at Oakland
85t LaDainian Tomlinson, Dec. 17, 2006 vs. K.C.
83t Michael Turner, Dec. 18, 2005 at Indianapolis
80t Brad Hubbert, Dec. 24, 1967 vs. N.Y. Jets
76t Keith Lincoln, Oct. 20, 1963 at Kansas City
76 LaDainian Tomlinson, Dec. 1, 2002 vs. Den.
75 Justin Jackson, Oct. 31, 2021 vs. New England
74t Michael Turner, Oct. 7, 2007 at Denver

OPPONENT

90t Colin Kaepernick, Dec. 20, 2014 at S.F.
89t Kenny King, Oct. 12, 1980 at Oakland
84t Damien Williams, Dec. 29, 2019 at K.C.
81 Billy Sims, Sept. 30, 1984 vs. Detroit
77 Napoleon Kaufman, Sept. 22, 1996 at Oak.
75t David Montgomery, Nov. 12, 2023 vs. Detroit
Dameon Pierce, Oct. 2, 2022 at Houston
74t Kenneth Walker III, Oct. 23, 2022 vs. Seattle
Jack Spikes, Sept. 10, 1961 at Dallas Texans
71t Corey Dillon, Nov. 2, 1997 at Cincinnati

PASS COMPLETIONS

CHARGERS

99t S.Humphries to T.Martin, Sept. 18, 1994 at Sea.
91t J.Kemp to K.Lincoln, Nov. 12, 1961 at Denver
88t E.Luther to B.Duckworth, Dec. 3, 1984 vs. Chi.
85t J.Hadl to L.Alworth, Oct. 17, 1965 at Boston
T.Rote to L.Alworth, Oct. 6, 1963 at Denver
84t P.Rivers to A.Ekeler, Dec. 8, 2019 at Jax.
J.Hadl to G.Garrison, Oct. 5, 1968 at N.Y. Jets
83t R.Leaf to J.Graham, Nov. 19, 2000 at Denver
82t T.Rote to L.Alworth, Dec. 6, 1964 vs. N.Y. Jets
81t P.Rivers to D.Sproles, Sept. 20, 2009 vs. Bal.
D.Fouts to C.Joiner, Oct. 17, 1976 vs. Hou. Oilers

OPPONENT

99t T.Green to M.Boerigter, Dec. 22, 2002 at K.C.
98t J.Lee to W.Dewveall, Nov. 25, 1962 at Hou. Oilers
96t J.Montana to J.Rice, Nov. 27, 1988 vs. S.F.
93t C.Morton to S.Watson, Sept. 27, 1981 at Denver
90t S.DeBerg to J.Birden, Nov. 18. 1990 at K.C.
C.Davidson to D.Dorsey, Dec. 2, 1962 vs. Oak.
89t N.O'Donnell to D.Stone, Sept. 1, 1991 at Pit.
87t D.Carr to A.Cooper, Dec. 31, 2017 vs. Oak.
J.Namath to D.Maynard, Nov. 24, 1968 vs. N.Y. Jets
F.Tripucka to A.Frazier, Nov. 12, 1961 at Den.

FIELD GOALS

CHARGERS

59 Cameron Dicker, Oct. 21, 2024 at Arizona
Michael Badgley, Dec. 9, 2018 vs. Cincinnati
57 Cameron Dicker, Dec. 19, 2024 vs. Denver
Nate Kaeding, Dec. 21, 2008 at Tampa Bay
55 Cameron Dicker, Nov. 6, 2023 at N.Y. Jets
Cameron Dicker, Oct. 22, 2023 at Kansas City
Nate Kaeding, Nov. 29, 2009 vs. Kansas City
54 Josh Lambo, Oct. 12, 2015 vs. Pittsburgh
Nate Kaeding, Oct. 1, 2006 at Baltimore
John Carney, Sept. 17, 2000 at Kansas City
John Carney, Sept. 6, 1998 vs. Buffalo
John Carney, Nov. 10, 1991 vs. Seattle

OPPONENT

61 Brandon McManus, Jan. 2, 2022 vs. Denver
58 Harrison Butker, Sept. 20, 2020 vs. K.C. (OT)
Harrison Butker, Sept. 20, 2020 vs. K.C. (OT)
Dan Miller, Dec. 26, 1982 vs. Baltimore Colts
56 Greg Zuerlein, Sept. 19, 2021 vs. Dallas
Justin Tucker, Dec. 22, 2018 vs. Baltimore
Sebastian Janikowski, Oct. 9, 2016 at Oakland
55 Wi Lutz, Dec. 19, 2024 vs. Denver
Jason Sanders, Dec. 11, 2022 vs. Miami
Daniel Carlson, Dec. 4, 2022 at Las Vegas
Daniel Carlson, Sept. 11, 2022 vs. Las Vegas
Jason Elam, Nov. 7, 1999 vs. Denver
Gary Anderson, Nov. 25, 1984 at Pittsburgh
George Blanda, Dec. 3, 1961 vs. Houston Oilers

PUNTS

CHARGERS

83 JK Scott, Dec. 10, 2023 vs. Denver
82 Paul Maguire, Nov. 19, 1961 vs. Dallas Texans
73 Dennis Partee, Oct. 17, 1971 at Denver
72 Mike Scifres, Sept. 21, 2014 at Buffalo
71 Mike Scifres, Nov. 10, 2011 vs. Oakland
Mike Scifres, Oct. 1, 2006 at Baltimore
Mike Scifres, Dec. 4, 2005 vs. Oakland
Maury Buford, Sept. 12, 1982 at Denver
John Hadl, Nov. 8, 1964 at Denver
70 Mike Scifres, Nov. 25, 2007 vs. Baltimore

OPPONENT

81 Dustin Colquitt, Dec. 2, 2007 at Kansas City
79 Drew Butler, Dec. 9, 2012 at Pittsburgh
77 Greg Montgomery, Sept. 19, 1993 vs. Hou. Oilers
75 Kevin Huber, Dec. 1, 2013 vs. Cincinnati
74 Tommy Townsend, Sept. 15, 2022 at Kansas City
Bob Grupp, Nov. 4, 1979 at Kansas City
73 Shane Lechler, Sept. 28, 2003 vs. Oakland
72 Ryan Plackemeier, Dec. 24, 2006 at Seattle
Chris Gardocki, Oct. 26, 1997 vs. Indianapolis
Bob Scarpitto, Oct. 22, 1967 at Denver
Jerrel Wilson, Sept. 29, 1963 vs. Kansas City

INTERCEPTION RETURNS

CHARGERS

103t Vencie Glenn, Nov. 29, 1987 vs. Denver
102t Donald Frank, Oct. 31, 1993 at L.A. Raiders
100t Leslie "Speedy" Duncan, Oct. 15, 1967 vs. K.C.
99t Shaun Gayle, Dec. 23, 1995 at N.Y. Giants
Stanley Richard, Sept. 4, 1994 at Denver
Gill Byrd, Oct. 4, 1984 at Kansas City
90t Desmond King, Nov. 23, 2017 at Dallas
Jahleel Addae, Jan. 1, 2017 vs. Kansas City
86 Trevor Williams, Sept. 30, 2018 vs. S.F.
83t Willie Clark, Sept. 22, 1996 at Oakland

OPPONENT

102t Louis Breeden, Nov. 8, 1981 vs. Cincinnati
99t Jaylen Watson, Sept. 15, 2022 at Kansas City
Janoris Jenkins, Nov. 23, 2014 vs. St. Louis
Kevin Ross, Sept. 6, 1992 vs. Kansas City
96t Ray Griffin, Nov. 11, 1979 at Cincinnati
Bashaud Breeland, Dec. 10, 2017 vs. Was.
91t Chad Greenway, Sept. 27, 2015 at Minnesota
Fred Williamson, Sept. 30, 1962 at Oakland
90t Leroy Butler, Sept. 15, 1996 at Green Bay
Deion Sanders, Dec. 11, 1994 vs. S.F.
87t Mark McMillian, Dec. 14, 1997 vs. K.C.

KICKOFF RETURNS

CHARGERS

105t Richard Goodman, Jan. 1, 2012 at Oakland
103t Darren Sproles, Sept. 14, 2008 at Denver
Keith Lincoln, Sept. 16, 1962 vs. Titans of N.Y.
101t Andre Roberts, Jan. 2, 2022 vs. Denver
99t Micheal Spurlock, Dec. 30, 2012 vs. Oakland
98t Gary Anderson, Nov. 17, 1985 at Denver
95t Nate Lewis, Nov. 17, 1991 vs. New Orleans
94t Jamie Holland, Dec. 18, 1988 vs. Kansas City
93t Ronney Jenkins, Nov. 18, 2001 at Oakland
Ronney Jenkins, Sept. 10, 2000 vs. N.O.
Anthony Miller, Nov. 20, 1988 at L.A. Rams

OPPONENT

104t Mecole Hardman, Dec. 29, 2019 at. K.C.
Ira Mathews, Oct. 25, 1979 at Oakland
103t Percy Harvin, Sept. 11, 2011 vs. Minnesota
101t Leon Washington, Sept. 26, 2010 at Seattle
Brian Mitchell, Dec. 6, 1998 at Washington
99t Leon Washington, Sept. 26, 2010 at Seattle
Byron Hanspard, Dec. 7, 1997 vs. Atlanta
98t Will Blackwell, Dec. 24, 2000 vs. Pittsburgh
97t Cassius Vaughn, Jan. 2, 2011 at Denver
Tim Brown, Sept. 4, 1988 at L.A. Raiders

PUNT RETURNS

CHARGERS

95t Leslie "Speedy" Duncan, Nov. 24, 1968 vs. NYJ
90t Darrien Gordon, Sept. 25, 1994 at L.A. Raiders
88t Andre Coleman, Sept. 17, 1995 at Philadelphia
Mike Fuller, Oct. 9, 1977 at New Orleans
87t Derius Davis, Nov. 6, 2023 at N.Y. Jets
85t Eric Metcalf, Nov. 2, 1997 at Cincinnati
84t Tim Dwight, Sept. 9, 2001 vs. Washington
Ron Smith, Nov. 18, 1973 vs. New Orleans
83t Eric Metcalf, Nov. 30, 1997 vs. Denver
82t Paul Lowe, Oct. 7, 1961 at Boston

OPPONENT

95t Tyreek Hill, Jan. 1, 2017 vs. Kansas City
94t Dexter McCluster, Sept. 13, 2010 at K.C.
92t Rick Upchurch, Oct. 3, 1976 at Denver
91t Tyreek Hill, Sept. 9, 2018 vs. Kansas City
86t Tamarick Vanover, Oct. 9, 1995 at Kansas City
82t George Atkinson, Oct. 13, 1968 at Oakland
82 Ray Buchanan, Nov. 3, 1996 at Indianapolis
81 Dennis Northcutt, Nov. 5, 2006 vs. Cleveland
80t Phillip Buchanon, Dec. 28, 2003 vs. Oakland
79t Lemar Parrish, Dec. 6, 1970 vs. Cincinnati

FUMBLE RETURNS

CHARGERS

86t Eric Weddle, Nov. 30, 2008 vs. Atlanta
82t Donnie Edwards, Nov. 10, 2002 at St. Louis
81t Vencie Glenn, Oct. 22, 1989 vs. N.Y. Giants
79t Marlon McCree, Oct. 29, 2006 vs. St. Louis
78t Paul Bradford, Nov. 23, 1997 at San Francisco
75t Keith Browner (25 yds.) lateral to
Sam Seale(50 yds.), Nov. 20, 1988
at L.A. Rams
61t Tevaughn Campbell, Dec. 5, 2021 at Cincinnati
Caraun Reid, Sept. 25, 2016 at Indianapolis
58t Rick Redman, Oct. 2, 1966 vs. Miami
53t Darrell Stuckey, Dec. 7, 2014 vs. New England
53 Henry Rolling, Oct. 6, 1991 at. L.A. Raiders

OPPONENT

97t Mike Edwards, Jan. 7, 2024 vs. Kansas City
68 A.J. Duhe, Oct. 15, 1978 vs. Miami
65t Tony Carter, Oct. 15, 2012 vs. Denver
64t Tyvon Branch, Oct. 10, 2010 at Oakland
63t Joey Browner, Sept. 2, 1984 at Minnesota
63 Rob Ninkovich, Oct. 24, 2010 vs. N.E.
62 Carlton Gray, Oct. 27, 1996 at Seattle
59t George Atkinson, Nov. 25, 1973 at Oakland
57t Tyreek Hill, Dec. 11, 2022 vs. Miami
56t Ifeadi Odenigbo, Dec. 15, 2019 vs. Minnesota

BLOCKED PUNT RETURNS

CHARGERS

35t Bob Zeman, Oct. 7, 1961 at Boston
21t Derrie Nelson, Nov. 13, 1983 vs. Dallas
19 Pete Lazetich, Sept. 24, 1972 vs. Denver
5 Gene Selawski, Oct. 22, 1961 at Oakland
4 Wayne Davis, Nov. 17, 1985 at Denver
3 Steve Heiden, Dec. 17, 2000 at Carolina
0t Jacob Hester, Oct. 25, 2009 at Kansas City
Darryll Lewis, Sept. 26, 1999 vs. Indianapolis
0s Carlos Polk, Sept. 22, 2002 at Arizona
0 Corey Lynch, Sept. 10, 2012 at Oakland

OPPONENT

37t Frank Warren, Nov. 17, 1991 vs. New Orleans
29t Adam Hayward, Nov. 11, 2012 at Tampa Bay
16 Randy McClanahan, Sept. 18, 1977 at Oak.
15 Walt Landers, Sept. 24, 1978 vs. Green Bay
14 Glen Cadrez, Oct. 13, 2002 vs. Kansas City
9 Tyrone Braxton, Oct. 2, 1988 vs. Denver
5t Hiram Eugene, Oct. 10, 2010 at Oakland
2t Jerry Robinson, Nov. 20, 1986 vs. L.A. Raiders
0s Nick Schommer, Oct. 31, 2010 vs. Tennessee
Rock Cartwright, Oct. 10, 2010 at Oakland

BLOCKED FIELD GOAL RETURNS

CHARGERS

72t Leslie "Speedy" Duncan, Nov. 23, 1967 vs. Den.
35 Tom Day, Oct. 15, 1967 vs. Kansas City
28 Jim Tolbert, Nov. 15, 1971 vs. St. Louis
27 Kenny Graham, Nov. 15, 1964 at Kansas City
25 Jeff Staggs, Oct. 25, 1970 vs. Houston Oilers

OPPONENT

66 Tommy Casanova, Sept. 22, 1974 at Cin.
65t Matt Ware, Oct. 23, 2005 at Philadelphia
60 Louis Wright, Nov. 17, 1985 at Denver
54t Doug Evans, Dec. 17, 2000 at Carolina
44t Devin McCourty, Dec. 6, 2020 vs. N.E.
42t Ray McElroy, Oct. 26, 1997 vs. Indianapolis
28 John Barmlett, Nov. 27, 1966 vs. Denver
17 Charlie West, Dec. 5, 1971 vs. Minnesota
Mike Statton, Oct. 1, 1967 vs. Buffalo
16 Daniel Thomas, Oct. 25, 2020 vs. Jax.
Fletcher Smith, Oct. 15, 1967 vs. Kansas City

MISSED FIELD GOAL RETURNS

CHARGERS

109t Antonio Cromartie, Nov. 4, 2007 at Min.

FIVE LONGEST POSTSEASON PLAYS

RUNS FROM SCRIMMAGE

CHARGERS

58t Ronnie Brown, AFC Wild Card, Jan. 5, 2014 at Cincinnati
26 Darren Sproles, AFC Championship, Jan. 20, 2008 at New England
24t Natrone Means, AFC Divisional, Jan. 8, 1995 vs. Miami
22t Darren Sproles, AFC Wild Card, Jan. 3, 2009 vs. Indianapolis
22 Darren Sproles, AFC Divisional, Jan. 17, 2010 vs. New York Jets
20 Terrell Fletcher, AFC Wild Card, Dec. 31, 1995 vs. Indianapolis
Natrone Means, AFC Divisional, Jan. 8, 1995 vs. Miami
19 Michael Turner, AFC Divisional, Jan. 13, 2008 at Indianapolis

OPPONENT

66t Zack Crockett, AFC Wild Card, Dec. 31, 1995 vs. Indianapolis
53t Shonn Greene, AFC Divisional, Jan. 17, 2010 vs. New York Jets
40 Sony Michel, AFC Divisional, Jan. 13, 2019 at New England
33t Zack Crockett, AFC Wild Card, Dec. 31, 1995 vs. Indianapolis
27 C.J. Stroud, AFC Wild Card, Jan. 11, 2025 at Houston
Willie Parker, AFC Divisional, Jan. 11, 2009 at Pittsburgh

PASS COMPLETIONS

CHARGERS

86t Justin Herbert to Ladd McConkey, AFC Wild Card, Jan. 11, 2025 at Houston
62t Philip Rivers to Darren Sproles, AFC Divisional, Jan. 11, 2009 at Pittsburgh
58 Philip Rivers to LaDainian Tomlinson, AFC Divisional, Jan. 14, 2007 vs. N.E.
56t Philip Rivers to Darren Sproles, AFC Divisional, Jan. 13, 2008 at Ind.
49 Philip Rivers to Keenan Allen, AFC Divisional, Jan. 12, 2014 at Denver

OPPONENT

72t Peyton Manning to Reggie Wayne, AFC Wild Card, Jan. 3, 2009 vs. Ind.
55t Peyton Manning to Anthony Gonzalez, AFC Divisional, Jan. 13, 2008 at Ind.
51t Steve Young to Ricky Watters, Super Bowl XXIX at Joe Robbie Stadium, Jan. 29, 1995 vs. San Francisco
49 Andy Dalton to Marvin Jones, AFC Wild Card, Jan. 5, 2014 at Cin.
Tom Brady to Reche Caldwell, AFC Divisional, Jan. 14, 2007 vs. N.E.

FIELD GOALS

CHARGERS

54 John Carney, AFC Wild Card, Dec. 31, 1995 vs. Indianapolis
53 Michael Badgley, AFC Wild Card, Jan. 6, 2019 at Baltimore
50 Cameron Dicker, AFC Wild Card, Jan. 14, 2023 at Jacksonville
47 Michael Badgley, AFC Wild Card, Jan. 6, 2019 at Baltimore
42 Nate Kaeding, AFC Divisional, Jan. 11, 2009 at Pittsburgh

OPPONENT

50 Stephen Gotskowski, AFC Divisional, Jan. 14, 2007 vs. New England
46 Mike Nugent, AFC Wild Card, Jan. 5, 2014 at Cincinnati
Jay Feely, AFC Divisional, Jan. 17, 2010 vs. New York Jets
Adam Vinatieri, AFC Divisional, Jan. 13, 2008 at Indianapolis
45 Matt Prater, AFC Divisional, Jan. 12, 2014 at Denver

PUNTS

CHARGERS

67 Mike Scifres, AFC Wild Card, Jan. 3, 2009 vs. Indianapolis
66 Mike Scifres, AFC Divisional, Jan. 13, 2008 at Indianapolis
65 Darren Bennett, AFC Wild Card, Dec. 31, 1995 vs. Indianapolis
64 John Hadl, AFL Championship, Dec. 26, 1964 at Buffalo
62 Mike Scifres, AFC Divisional, Jan. 12, 2014 at Denver

OPPONENT

71 Ray Guy, AFC Championship, Jan. 11, 1981 vs. Oakland
67 Tommy Townsend, AFC Wild Card, Jan. 11, 2025 at Houston
68 Tom Yewcic, AFL Championship, Jan. 5, 1964 vs. Boston Patriots
64 Paul Maguire, AFL Championship, Dec. 26, 1964 at Buffalo
63 Hunter Smith, AFC Wild Card, Jan. 3, 2009 vs. Indianapolis

INTERCEPTION RETURNS

CHARGERS

40 Darren Carrington, AFC Wild Card, Jan. 2, 1993 vs. Kansas City
30 Shareece Wright, AFC Wild Card, Jan. 5, 2014 at Cincinnati
Antonio Cromartie, AFC Divisional, Jan. 13, 2008 at Indianapolis
24 Quentin Jammer, AFC Divisional, Jan. 17, 2010 vs. New York Jets
17 Drayton Florence, AFC Divisional, Jan. 14, 2007 vs. New England

OPPONENT

54 Derek Stingley Jr., AFC Wild Card, Jan. 11, 2025 at Houston
38t Eric Murray, AFC Wild Card, Jan. 11, 2025 at Houston
36 Antoine Bethea, AFC Wild Card, Jan. 3, 2009 vs. Indianapolis
Jason Belser, AFC Wild Card, Dec. 31, 1995 vs. Indianapolis
32 Jason Belser, AFC Wild Card, Dec. 31, 1995 vs. Indianapolis

KICKOFF RETURNS

CHARGERS

98t Andre Coleman, Super Bowl XXIX at Joe Robbie Stadium Jan. 29, 1995 vs. S.F.
72 Desmond King, AFC Wild Card, Jan. 6, 2019 at Baltimore
63 Darren Sproles, AFC Divisional, Jan. 11, 2009 at Pittsburgh
32 Darren Sproles, AFC Wild Card, Jan. 3, 2009 vs. Indianapolis
Michael Turner, AFC Divisional, Jan. 14, 2007 vs. New England
Andre Coleman, AFC Championship Jan. 15, 1995 at Pittsburgh

OPPONENT

52 Jamal Agnew, AFC Wild Card, Jan. 14, 2023 at Jacksonville
42 O.J. McDuffie, AFC Divisional, Jan. 8, 1995 vs. Miami
37 Trindon Holliday, AFC Divisional, Jan. 12, 2014 at Denver
T.J. Rushing, AFC Divisional, Jan. 13, 2008 at Indianapolis
36 Jamal Agnew, AFC Wild Card, Jan. 14, 2023 at Jacksonville
Brad Smith, AFC Divisional, Jan. 17, 2010 vs. New York Jets

PUNT RETURNS

CHARGERS

33 Desmond King, AFC Wild Card, Jan. 6, 2019 at Baltimore
28 Darren Sproles, AFC Wild Card, Jan. 3, 2009 vs. Indianapolis
14 Eric Parker, AFC Wild Card, Jan. 8, 2005 vs. New York Jets
Andre Coleman, AFC Divisional, Jan. 8, 1995 vs. Miami
13 Darren Sproles, AFC Championship Jan. 20, 2008 at New England
Eric Parker, AFC Divisional, Jan. 14, 2007 vs. New England

OPPONENT

67t Santonio Holmes, AFC Divisional, Jan. 11, 2009 at Pittsburgh
47 Eric Decker, AFC Divisional, Jan. 12, 2014 at Denver
46 Ray Buchanan, AFC Wild Card, Dec. 31, 1995 vs. Indianapolis
25 Jerricho Cotchery, AFC Divisional, Jan. 17, 2010 vs. New York Jets
22 T.J. Rushing, AFC Divisional, Jan. 13, 2008 at Indianapolis

FUMBLE RETURNS

CHARGERS

13 Richard Marshall, AFC Wild Card, Jan. 5, 2014 at Cincinnati
5 Derwin James Jr., AFC Wild Card, Jan. 11, 2025 at Houston
1 Richard Marshall, AFC Divisional, Jan. 12, 2014 at Denver

OPPONENT

12 C.J. Mosley, AFC Wild Card, Jan. 6, 2019 at Baltimore

INDIVIDUAL POSTSEASON RECORDS

*NFL Record

SCORING

Most Points, Career
42 Nate Kaeding, 2004-09
37 Rolf Benirschke, 1977-86
30 John Carney, 1990-2000

Most Points, Game
15 Michael Badgley, AFC Wild Card, Jan. 6, 2019, at Baltimore
12 (10x) Last: Cameron Dicker and Austin Ekeler, AFC Wild Card, Jan. 14, 2023 at Jax.
11 Rolf Benirschke, AFC Divisional, Jan. 2, 1982 at Miami

Most Touchdowns, Career
4 Darren Sproles, 2005-09
LaDainian Tomlinson, 2001-09
Kellen Winslow, 1979-87
Charlie Joiner, 1976-86
3 (4x) Last: Keenan Allen, 2013-23
2 (8x) Last: Austin Ekeler, 2017-23

Most Touchdowns, Game
2 (8x) Last: Austin Ekeler, AFC Wild Card Jan. 14, 2023 at Jacksonville
1 (54x) Last: Ladd McConkey, AFC Wild Card Jan. 11, 2025 at Houston

Most Points After Touchdown, Career
18 Nate Kaeding, 2004-09
16 Rolf Benirschke, 1977-86
9 John Carney, 1990-2000

Most Points After Touchdown, Game
6 George Blair, AFL Championship, Jan. 5, 1964 vs. Boston
5 Rolf Benirschke, AFC Divisional, Jan. 2, 1982 at Miami
4 (2x) Last: Nate Kaeding, AFC Divisional, Jan. 13, 2008 at Indianapolis

Most Two-Point Conversions, Game
1 (4x) Last: Keenan Allen, AFC Divisional, Jan. 13, 2019 at New England

FIELD GOALS

Most, Career
8 Nate Kaeding, 2004-09
7 John Carney, 1990-2000
Rolf Benirschke, 1977-86
5 Cameron Dicker, 2022-24
Michael Badgley, 2018-20

Most, Game
5 Michael Badgley, AFC Wild Card, Jan. 6, 2019 at Baltimore
4 Nate Kaeding, AFC Championship, Jan. 20, 2008 at New England
3 Cameron Dicker, AFC Wild Card, Jan. 14, 2023 at Jacksonville
Ben Agajanian, AFL Championship, Jan. 1, 1961 vs. Houston Oilers

Longest
54 John Carney, AFC Wild Card, Dec. 31, 1995 vs. Indianapolis
53 Michael Badgley, AFC Wild Card, Jan. 6, 2019 at Baltimore
50 Cameron Dicker, AFC Wild Card, Jan. 14, 2023 at Jacksonville

RUSHING

Most Attempts, Career
110 Chuck Muncie, 1980-84
96 LaDainian Tomlinson, 2001-09
63 Natrone Means, 1993-95, 98-99

Most Attempts, Game
26 LaDainian Tomlinson, AFC Wild Card, Jan. 8, 2005 vs. New York Jets
25 Chuck Muncie, AFC First Round, Jan. 9, 1983 at Pittsburgh
24 Natrone Means, AFC Divisional, Jan. 8, 1995 vs. Miami
Chuck Muncie, AFC Divisional, Jan. 2, 1982 at Miami

Most Yards, Career
516 Chuck Muncie, 1980-84
380 Paul Lowe, 1960-68
327 LaDainian Tomlinson, 2001-09

Most Yards, Game
206 Keith Lincoln, AFL Championship, Jan. 5, 1964 vs. Boston
165 Paul Lowe, AFL Championship, Jan. 1, 1961 at Houston Oilers
139 Natrone Means, AFC Divisional, Jan. 8, 1995 vs. Miami

Most Touchdowns, Career
4 LaDainian Tomlinson, 2001-09
3 Chuck Muncie, 1980-84
2 (6x) Last: Austin Ekeler, 2017-23

Most Touchdowns, Game
2 Austin Ekeler, AFC Wild Card, Jan. 14, 2023 at Jacksonville
Darren Sproles, AFC Wild Card, Jan. 3, 2009 vs. Indianapolis
LaDainian Tomlinson, AFC Divisional, Jan. 14, 2007 vs. New England
1 (24x) Last: Melvin Gordon, AFC Divisional, Jan. 13, 2019 at New England

Longest Run
67t Keith Lincoln, AFL Championship, Jan. 5, 1964 vs. Boston
58t Ronnie Brown, AFC Wild Card, Jan. 5, 2014 at Cincinnati
Paul Lowe, AFL Championship, Jan. 5, 1964 vs. Boston
56t Keith Lincoln, AFL Championship, Jan. 5, 1964 vs. Boston

PASSING

Most Attempts, Career
355 Philip Rivers 2004-19
286 Dan Fouts 1973-87
228 Stan Humphries 1992-97

Most Attempts, Game
53 Dan Fouts, AFC Divisional, Jan. 2, 1982 at Miami (OT)
51 Philip Rivers, AFC Divisional, Jan. 13, 2019 at New England
49 Stan Humphries, Super Bowl XXIX, Jan. 29, 1995 vs. San Francisco

Most Completions, Career
211 Philip Rivers, 2004-19
159 Dan Fouts, 1973-87
118 Stan Humphries, 1992-97

Most Completions, Game
33 Dan Fouts, AFC Divisional, Jan. 2, 1982 at Miami (OT)
31 Drew Brees, AFC Wild Card, Jan. 8, 2005 vs. New York Jets
28 Stan Humphries, AFC Wild Card, Dec. 31, 1995 vs. Indianapolis

Highest Completion Pct., Career (min. 40 att.)
73.8 Drew Brees, 2001-04
59.4 Philip Rivers, 2004-19
55.6 Dan Fouts, 1973-87

Highest Completion Pct, Game (min. 10 att.)
75.0 Philip Rivers, AFC Wild Card, Jan. 5, 2014 at Cincinnati
73.8 Drew Brees, AFC Wild Card, Jan. 8, 2005 vs. New York Jets
73.7 Philip Rivers, AFC Divisional, Jan. 13, 2008 at Indianapolis

Most Yards, Career
2,656 Philip Rivers, 2004-19
2,125 Dan Fouts, 1973-87
1,347 Stan Humphries, 1992-97

Most Yards, Game
433 Dan Fouts, AFC Divisional, Jan. 2, 1982 at Miami (OT)
336 Dan Fouts, AFC Championship, Jan. 11, 1981 vs. Oakland
333 Dan Fouts, AFC First Round, Jan. 9, 1983 at Pittsburgh

Most Touchdowns, Career
14 Philip Rivers, 2004-19
12 Dan Fouts, 1973-87
6 Stan Humphries, 1992-97

Most Touchdowns, Game
3 (5x) Last: Philip Rivers, AFC Divisional, Jan. 13, 2019 at New England
2 (6x) Last: Philip Rivers, AFC Divisional, Jan. 12, 2014 at Denver
1 (11x) Last: Justin Herbert, AFC Wild Card, Jan. 11, 2025 at Houston

Highest Passer Rating, Career (min. 40 att.)
101.2 Drew Brees, 2001-04
84.2 Philip Rivers, 2004-19
76.4 Tobin Rote, 1963-64

Highest Passer Rating, Game (min. 10 att.)
145.3 Tobin Rote, AFL Championship, Jan. 5, 1964 vs. Boston
133.2 Philip Rivers, AFC Divisional, Jan. 13, 2008 at Indianapolis
132.1 John Hadl, AFL Championship, Jan. 5, 1964 vs. Boston

Most Games 300 Yards or More, Career
5 Dan Fouts, 1973-87
2 Philip Rivers, 2004-19
1 Drew Brees, 2001-04

Most Games 400 Yards or More, Career
1 Dan Fouts, 1973-87

Longest Completion
86t Justin Herbert, AFC Wild Card, Jan. 11, 2025 at Houston
62t Philip Rivers, AFC Divisional, Jan. 11, 2009 at Pittsburgh
58 Philip Rivers, AFC Divisional, Jan. 14, 2007 vs. New England

Most Interceptions, Career
16 Dan Fouts, 1973-87
13 Stan Humphries, 1992-97
10 Philip Rivers, 2004-19

Most Interceptions, Game
5 Dan Fouts, AFC Second Round, Jan. 16, 1983 at Miami
Dan Fouts, AFC Divisional, Dec. 29, 1979 vs. Houston Oilers
4 (4x) Last: Justin Herbert, AFC Wild Card, Jan. 11, 2025 at Houston
2 (9x) Last: Philip Rivers, AFC Divisional, Jan. 17, 2010 vs. New York Jets

RECEIVING

Most Receptions, Career
51 Antonio Gates, 2003-18
39 Ronnie Harmon, 1990-95
30 Charlie Joiner, 1976-86

Most Receptions, Game
13 Kellen Winslow, AFC Divisional, Jan. 2, 1982 at Miami (OT)
10 Ronnie Harmon, AFC Wild Card, Dec. 31, 1995 vs. Indianapolis
9 (5x) Last: Ladd McConkey, AFC Wild Card, Jan. 11, 2025 at Houston

Most Yards, Career
540 Antonio Gates, 2003-18
539 Charlie Joiner, 1976-86
503 Vincent Jackson, 2005-09

Most Yards, Game
197 Ladd McConkey, AFC Wild Card, Jan. 11, 2025 at Houston
166 Kellen Winslow, AFC Divisional, Jan. 2, 1982 at Miami (OT)
142 Keenan Allen, AFC Divisional, Jan. 12, 2014 at Denver

Most Touchdowns, Career
4 Kellen Winslow, 1979-87
Charlie Joiner, 1976-86
3 Keenan Allen, 2013-22
Vincent Jackson, 2005-11
2 (5x) Last: Antonio Gates, 2003-18

Most Touchdowns, Game
2 (4x) Last: Keenan Allen, AFC Divisional, Jan. 12, 2014 at Denver
1 (32x) Last: Ladd McConkey, AFC Wild Card, Jan. 11, 2025 at Houston

SCRIMMAGE YARDS

Most, Career
644 Chuck Muncie, 1980-84
540 Antonio Gates, 2003-18
539 Charlie Joiner, 1976-86

Most, Game
329 Keith Lincoln, AFL Championship, Jan. 5, 1964 vs. Boston
197 Ladd McConkey, AFC Wild Card, Jan. 11, 2025 at Houston
187 LaDainian Tomlinson, AFC Divisional, Jan. 14, 2007 vs. New England

INTERCEPTIONS

Most Interceptions, Career
3 Asante Samuel, 2020-24
Drayton Florence, 2003-07
Glen Edwards, 1978-81
2 (5x) Last: Quentin Jammer, 2002-09
1 (22x) Last: Deane Leonard, 2022-24

Most Interceptions, Game
3 Asante Samuel, AFC Wild Card Jan. 14, 2023 at Jacksonville
2 (4x) Last: Glen Edwards, AFC Divisional, Jan. 3, 1981 vs. Buffalo
1 (30x) Last: Deane Leonard, AFC Wild Card, Jan. 11, 2025 at Houston

Most Interception Return Yards, Career
62 Glen Edwards, 1978-81
45 Bud Whitehead, 1961-68
40 Darren Carrington, 1991-94

Most Interception Return Yards, Game
45 Bud Whitehead, AFL Championship Dec. 24, 1961 vs. Houston Oilers
40 Darren Carrington, AFC Wild Card, Jan. 12, 1993 vs. Kansas City
35 Bruce Laird, AFC First Round, Jan. 9, 1983 at Pittsburgh
Glen Edwards, AFC Divisional, Jan. 2, 1982 at Miami (OT)

Longest Interception Return
40 Darren Carrington, AFC Wild Card, Jan. 12, 1993 vs. Kansas City
30 Shareece Wright, AFC Wild Card, Jan. 5, 2014 at Cincinnati
Antonio Cromartie, AFC Divisional, Jan. 13, 2008 at Indianapolis
24 Quentin Jammer, AFC Divisional, Jan. 17, 2010 vs. New York Jets

SACKS

Most, Career (since 1982)
3.0 Khalil Mack, 2022-24
Shawn Lee, 1992-95
2.5 Leslie O'Neal, 1992-95
2.0 Joey Bosa, 2016-24
Melvin Ingram, 2012-20
Eric Weddle, 2007-15
Luis Castillo, 2005-11
Shawne Merriman, 2005-10
Raylee Johnson, 1993-2003
Burt Grossman, 1989-93

Most, Game (since 1982)
2.5 Leslie O'Neal, AFC Wild Card, Jan. 2, 1993 vs. Kansas City
2.0 (7x) Last: Khalil Mack, AFC Wild Card, Jan. 11, 2025 at Houston
1.5 Steve Foley, AFC Wild Card, Jan. 8, 2005 vs. New York Jets

PUNTING

Most Punts, Career
52 Mike Scifres, 2003-13
13 John Kidd, 1990-94
11 Donnie Jones, 2018
Bryan Wagner, 1994

Most Punts, Game
7 Mike Scifres, AFC Divisional, Jan. 14, 2007 vs. New England
John Kidd, AFC Divisional, Jan. 10, 1993 at Miami
6 (7x) Last: Donnie Jones, AFC Divisional, Jan. 13, 2019 at New England
5 (8x) Last: JK Scott, AFC Wild Card, Jan. 11, 2025 at Houston

Most Yards, Career
2,330 Mike Scifres, 2003-13
587 John Kidd, 1990-94
474 Bryan Wagner, 1994

Most Yards, Game
324 John Kidd, AFC Divisional, Jan. 10, 1993 at Miami
316 Mike Scifres, AFC Wild Card, Jan. 3, 2009 vs. Indianapolis (OT)
297 Mike Scifres, AFC Wild Card, Jan. 17, 2010 vs. New York Jets

Longest Punt
67 Mike Scifres, AFC Wild Card, Jan. 3, 2009 vs. Indianapolis (OT)
66 Mike Scifres, AFC Divisional, Jan. 13, 2008 at Indianapolis
65 Darren Bennett, AFC Wild Card, Dec. 31, 1995 vs. Indianapolis

Highest, Career (minimum 5 punts)
45.2 John Kidd, 1990-94
44.8 Mike Scifres, 2003-13
43.9 John Hadl, 1962-72

Highest, Game (minimum 2 punts)
59.0 Mike Scifres, AFC Divisional, Jan. 13, 2008 at Indianapolis
54.5 Darren Bennett, AFC Wild Card, Dec. 31, 1995 vs. Indianapolis
52.7 Mike Scifres, AFC Wild Card, Jan. 3, 2009 vs. Indianapolis (OT)

PUNT RETURNS

Most Returns, Career
12 Darren Sproles, 2005-09
8 Mike Fuller, 1975-80
7 Eric Parker, 2002-06

Most Returns, Game
5 Eric Parker, AFC Divisional, Jan. 14, 2007 vs. New England
4 (2x) Last: Desmond King, AFC Wild Card, Jan. 6, 2019 at Baltimore
3 (6x) Last: Darren Sproles, AFC Wild Card, Jan. 3, 2009 vs. Indianapolis (OT)

Most Yards, Career
107 Darren Sproles, 2005-09
99 Mike Fuller, 1975-80
63 Wes Chandler, 1981-87

Most Yards, Game
72 Darren Sproles, AFC Wild Card, Jan. 3, 2009 vs. Indianapolis (OT)
56 Wes Chandler, AFC Divisional, Jan. 2, 1982 at Miami (OT)
46 Desmond King, AFC Wild Card, Jan. 6, 2019 at Baltimore

Longest Return
56t Wes Chandler, AFC Divisional, Jan. 2, 1982 at Miami (OT)
33 Desmond King, AFC Wild Card, Jan. 6, 2019 at Baltimore

Most Touchdowns, Career
1 Wes Chandler, 1981-87

KICKOFF RETURNS

Most Returns, Career
21 Darren Sproles, 2005-09
19 Andre Coleman, 1994-96
17 James Brooks, 1981-83

Most Returns, Game
8 Andre Coleman, Super Bowl XXIX, Jan. 29, 1995 vs. San Francisco
6 Andre Coleman, AFC Wild Card, Dec. 31, 1995 vs. Indianapolis
5 (6x) Last: Desmond King, AFC Divisional, Jan. 13, 2019 at New England

Most Yards, Career
537 Darren Sproles, 2005-09
483 Andre Coleman, 1994-96
283 James Brooks, 1981-83

Most Yards, Game
244 Andre Coleman, Super Bowl XXIX, Jan. 29, 1995 vs. San Francisco
164 Darren Sproles, AFC Divisional, Jan. 11, 2009 at Pittsburgh
147 Leslie "Speedy" Duncan, AFL Championship, Dec. 26, 1964 at Buffalo

Longest Return
98t Andre Coleman, Super Bowl XXIX, Jan. 29, 1995 vs. San Francisco
72 Desmond King, AFC Wild Card, Jan. 6, 2019 at Baltimore
63 Darren Sproles, AFC Divisional, Jan. 11, 2009 at Pittsburgh

Most Touchdowns, Career
1 Andre Coleman, 1994-96

SERVICE

Most Games
12 Antonio Gates, 2003-18
David Binn, 1994-2010
11 Philip Rivers, 2004-19
10 Nick Hardwick, 2004-13
Mike Scifres, 2004-13

TEAM POSTSEASON RECORDS

*NFL Record

POINTS

Most, Quarter
24 AFC Divisional, Jan. 2, 1982 at Miami (1st Q)
21 AFL Championship, Jan. 5, 1964 vs. Boston (1st Q)
17 AFC Wild Card, Jan. 14, 2023 at Jax. (1st Q)
AFC Divisional, Jan. 12, 2014 at Den. (4th Q)

Most, Quarter, Opponent
21 AFC Divisional, Jan. 13, 2019 at New Endgland (2nd Q)
AFC Divisional, Jan. 10, 1993 at Mia. (2nd Q)
AFC Championship, Jan. 11, 1981 vs. Oakland (1st Q)
20 AFC Second Round, Jan. 16, 1983 at Miami (2nd Q)
14 (11x) Last: AFC Wild Card, Jan. 6, 2019 at Bal.

Most Quarter, Both Teams
33 AFC Second Round, Jan. 16, 1983 at Miami (2nd Q)
28 (4x) Last: AFC Divisional, Jan. 11, 2009 at Pittsburgh (4th Q)
25 AFC Wild Card, Jan. 6, 2019 at Bal. (4th Q)

Most, Game
51 AFL Championship, Jan. 5, 1964 vs. Boston
41 AFC Divisional, Jan. 2, 1982 at Miami (OT)
31 AFC First Round, Jan. 9, 1983 at Pittsburgh

Most, Game, Opponent
49 Super Bowl XXIX, Jan. 29, 1995 vs. S.F.
41 AFC Divisional, Jan. 13, 2019 at New England
38 AFC Divisional, Jan. 2, 1982 at Miami (OT)

Most, Game, Both Teams
79 AFC Divisional, Jan. 2, 1982 at Miami (OT)
75 Super Bowl XXIX, Jan. 29, 1995 vs. S.F.
69 AFC Divisional, Jan. 13, 2019 at New England

Fewest, Game
0 AFC Divisional, Jan. 10, 1993 at Miami
AFL Championship, Dec. 26, 1965 vs. Buffalo
3 AFL Championship, Dec. 24, 1961 vs. Houston Oilers
7 AFC Championship, Jan. 10, 1982 at Cincinnati
AFL Championship, Dec. 26, 1964 at Buffalo

Fewest, Game, Opponent
0 AFC Wild Card, Jan. 2, 1993 vs. Kansas City
6 AFC Wild Card, Jan. 6, 2008 vs. Tennessee
10 (3x) Last: AFC Wild Card, Jan. 5, 2014 at Cincinnati

Fewest, Game, Both Teams
13 AFL Championship, Dec. 24, 1961 vs. Houston Oilers
17 AFC Wild Card, Jan. 2, 1993 vs. Kansas City
23 (2x) Last: AFC Wild Card, Jan. 6, 2008 vs. Tennessee

TOUCHCDOWNS

Most, Game
7 AFL Championship, Jan. 5, 1964 vs. Boston
5 AFC Divisional, Jan. 2, 1982 at Miami (OT)
4 (3x) Last: AFC Divisional, Jan. 13, 2019 at New England

Most, Game, Opponent
7 Super Bowl XXIX, Jan. 29, 1995 vs. S.F.
5 (4x) Last: AFC Divisional, Jan. 13, 2019 at New England
4 (5x) Last: AFC Wild Card, Jan. 14, 2023 at Jacksonville

Most, Game, Both Teams
10 Super Bowl XXIX, Jan. 29, 1995 vs. S.F.
AFC Divisional, Jan. 2, 1982 at Miami (OT)
9 AFC Divisional, Jan. 13, 2019 at New England
8 (3x) Last: AFC Divisional, Jan. 11, 2009 at Pittsburgh

POINTS AFTER TOUCHDOWN

Most, Game
6 AFL Championship, Jan. 5, 1964 vs. Boston
5 AFC Divisional, Jan. 2, 1982 at Miami (OT)
4 (2x) Last: AFC Divisional, Jan. 13, 2008 at Indianapolis

Most, Game, Opponent
7 Super Bowl XXIX, Jan. 29, 1995 vs. S.F.
5 (4x) Last: AFC Divisional, Jan. 13, 2019 at New England
4 (4x) Last: AFC Divisional, Jan. 10, 1993 at Miami

Most, Game, Both Teams
10 Super Bowl XXIX, Jan. 29, 1995 vs. S.F.
AFC Divisional, Jan. 2, 1982 at Miami (OT)
8 (2x) Last: AFC Divisional, Jan. 11, 2009 at Pittsburgh
7 (5x) Last: AFC Divisional, Jan. 13, 2019 at New England

Most Two-Point Conversions, Game
2 Super Bowl XXIX, Jan. 29, 1995 vs. S.F.
1 AFC Divisional, Jan. 13, 2019 at New England

Most Two-Point Conversions, Game, Opponent
1 AFC Wild Card, Jan. 14, 2023 at Jacksonville
AFC Divisional, Jan. 14, 2007 vs. N.E.

FIELD GOALS

Most, Game
5 AFC Wild Card, Jan. 6, 2019 at Baltimore
4 AFC Championship, Jan. 20, 2008 at N.E.
3 AFC Wild Card, Jan. 14, 2023 at Jacksonville
AFL Championship, Jan. 1, 1961 at Houston Oilers

Most, Game, Opponent
4 AFC Championship, Jan. 20, 2008 at N.E.
3 (3x) Last: AFC Wild Card, Jan. 11, 2025 at Houston
2 (7x) Last: AFC Divisional, Jan. 13, 2019 at New England

Most, Game, Both Teams
6 AFC Wild Card, Jan. 6, 2019 at Baltimore
5 AFC Wild Card, Jan. 11, 2025 at Houston
4 (4x) Last: AFC Wild Card, Jan. 14, 2023 at Jacksonville

FIRST DOWNS

Most, Game
33 AFC Divisional, Jan. 2, 1982 at Miami (OT)
29 AFC First Round, Jan. 9, 1983 at Pittsburgh
28 AFC Divisional, Jan. 8, 1995 vs. Miami

Most, Game, Opponent
30 AFC Divisional, Jan. 13, 2019 at N.E.
29 AFC Second Round, Jan. 16, 1983 at Miami
28 Super Bowl XXIX, Jan. 29, 1995 vs. S.F.

Most, Game, Both Teams
58 AFC Divisional, Jan. 2, 1982 at Miami (OT)
55 AFC First Round, Jan. 9, 1983 at Pittsburgh
52 AFC Divisional, Jan. 13, 2019 at New England

Fewest, Game
10 AFC Divisional, Jan. 10, 1993 at Miami
12 AFL Championship, Dec. 26, 1965 vs. Buffalo
13 (2x) Last: AFC Divisional, Jan. 12, 2014 at Denver

Fewest, Game, Opponent
11 AFC Wild Card, Jan. 6, 2019 at Baltimore
14 (3x) Last: AFC Divisional, Jan. 17, 2010 vs. New York Jets
15 (2x) Last: AFC Wild Card, Jan. 6, 2008 vs. Tennessee

Fewest, Game, Both Teams
25 AFC Wild Card, Jan. 6, 2019 at Baltimore
26 AFL Championship, Dec. 26, 1965 vs. Buffalo
28 AFC Divisional, Jan. 10, 1993 at Miami

FIRST DOWNS RUSHING

Most, Game
12 AFC Divisional, Jan. 14, 2007 at N.E.
AFC Divisional, Jan. 8, 1995 vs. Miami
11 (5x) Last: AFC Wild Card, Jan. 3, 2009 vs. Indianapolis (OT)
10 AFC Divisional, Jan. 2, 1982 at Miami (OT)

Most, Game, Opponent
15 AFC Second Round, Jan. 16, 1983 at Miami
13 (2x) Last: AFC Divisional, Jan. 12, 2014 at Denver
12 (2x) Last: AFC Divisional, Jan. 11, 2009 at Pittsburgh

Most, Game, Both Teams
20 AFC Second Round, Jan. 16, 1983 at Miami
19 (2x) Last: AFC Wild Card, Jan. 5, 2014 at Cincinnati
17 (3x) Last: AFC Championship, Jan. 20, 2008 at New England

Fewest, Game
1 (2x) Last: AFC Divisional, Jan. 12, 2014 at Denver
2 (2x) Last: AFC Divisional, Jan. 13, 2019 at New England
3 (2x) Last: AFC Wild Card, Jan. 6, 2019 at Baltimore

Fewest, Game, Opponent
2 AFC Divisional, Jan. 8, 1995 vs. Miami
3 (3x) Last: AFC Divisional, Jan. 14, 2007 at New England
4 (5x) Last: AFC Wild Card, Jan. 6, 2019 at Baltimore

Fewest, Game, Both Teams
7 AFC Wild Card, Jan. 6, 2019 at Baltimore
8 (3x) Last: AFC Divisional, Jan. 17, 2010 vs. New York Jets
9 AFC Wild Card, Jan. 14, 2023 at Jacksonville
AFL Championship, Dec. 26, 1965 vs. Buffalo

FIRST DOWNS PASSING

Most, Game
21 AFC Divisional, Jan. 2, 1982 at Miami (OT)
20 AFC Wild Card, Dec. 31, 1995 vs. Indianapolis
19 AFC First Round, Jan. 9, 1983 at Pittsburgh

Most, Game, Opponent
21 AFC Divisional, Jan. 13, 2008 at Indianapolis
AFC Divisional, Jan. 2, 1982 at Miami (OT)
20 AFC Wild Card, Jan. 5, 2014 at Cincinnati
19 AFC First Round, Jan. 9, 1983 at Pittsburgh

Most, Game, Both Teams
42 AFC Divisional, Jan. 2, 1982 at Miami (OT)
38 AFC First Round, Jan. 9, 1983 at Pittsburgh
35 AFC Divisional, Jan. 13, 2008 at Indianapolis

Fewest, Game
7 (5x) Last: AFC Divisional, Jan. 10, 1993 at Miami
8 (3x) Last: AFC Wild Card, Jan. 6, 2019 at Baltimore
9 (5x) Last: AFC Wild Card, Jan. 11, 2025 at Houston

Fewest, Game, Opponent
5 AFC Divisional, Dec. 29, 1979 vs. Houston Oilers
6 AFC Divisional, Jan. 17, 2010 vs. N.Y. Jets
7 AFC Wild Card, Jan. 6, 2019 at Baltimore

Fewest, Game, Both Teams
15 (2x) Last: AFC Wild Card, Jan. 6, 2019 at Baltimore
16 (3x) Last: AFC Divisional, Jan. 10, 1993 at Miami
17 (2x) Last: AFC Wild Card, Jan. 2, 1993 vs. Kansas City

TOTAL NET YARDS GAINED

Most, Game
601 AFL Championship, Jan. 5, 1964 vs. Boston
564 AFC Divisional, Jan. 2, 1982 at Miami (OT)
479 AFC First Round, Jan. 9, 1983 at Pittsburgh

Most, Game, Opponent
498 AFC Divisional, Jan. 13, 2019 at New England
466 AFC Divisional, Jan. 2, 1982 at Miami (OT)
449 Super Bowl XXIX, Jan. 29, 1995 vs. S.F.

Most, Game, Both Teams
1,030 AFC Divisional, Jan. 2, 1982 at Miami (OT)
901 AFC First Round, Jan. 9, 1983 at Pittsburgh
862 AFL Championship, Jan. 5, 1964 vs. Boston

NET YARDS GAINED RUSHING

Most, Game
309 AFL Championship, Jan. 5, 1964 vs. Boston
202 AFC Wild Card, Jan. 8, 1995 vs. Miami
196 AFC Wild Card, Jan. 5, 2014 at Cincinnati

Most, Game, Opponent
219 AFL Championship, Dec. 26, 1964 vs. Buffalo
214 AFC Second Round, Jan. 16, 1983 at Miami
178 AFC Wild Card, Dec. 31, 1995 vs. Indianapolis

Most, Game, Both Teams
384 AFL Championship, Jan. 5, 1964 vs. Boston
343 AFL Championship, Dec. 26, 1964 vs. Buffalo
323 AFC Wild Card, Dec. 31, 1995 vs. Indianapolis

NET YARDS GAINED PASSING

Most, Game
415 AFC Divisional, Jan. 2, 1982 at Miami (OT)
351 AFC Championship, Jan. 11, 1981 vs. Oakland
333 AFC First Round, Jan. 9, 1983 at Pittsburgh

Most, Game, Opponent
402 AFC Divisional, Jan. 13, 2008 at Indianapolis
388 AFC Divisional, Jan. 2, 1982 at Miami (OT)
349 AFC Championship, Jan. 15, 1995 at Pit.

Most, Game, Both Teams
803 AFC Divisional, Jan. 2, 1982 at Miami (OT)
714 AFC Divisional, Jan. 13, 2008 at Indianapolis
659 AFC Divisional, Jan. 13, 2019 at New England

THE LAST TIME

Regular season in regular font | *Postseason in italics*

RUSHING

200 Yards Rushing, Individual
CHARGERS — LaDainian Tomlinson, Dec. 28, 2003 vs. Oakland (243 yards)
OPPONENT — Adrian Peterson, Nov. 4, 2007 at Minnesota (296 yards)
CHARGERS — Keith Lincoln, AFL Championship, Jan. 5, 1964 vs. Boston (206 yards)
OPPONENT — Never

100 Yards Rushing, Individual
CHARGERS — J.K. Dobbins, Sept. 15, 2024 at Carolina (131 yards)
OPPONENT — Bucky Irving, Dec. 15, 2024 vs. Tampa Bay (117 yards)
CHARGERS — Darren Sproles, AFC Wild Card, Jan. 3, 2009 vs. Indianapolis (105 yards)
OPPONENT — Joe Mixon, AFC Wild Card, Jan. 11, 2025 at Houston (106 yards)

100 Yards Rushing, One Half, Individual
CHARGERS — J.K. Dobbins, Sept. 8, 2024 vs. Las Vegas (131 yards in second half)
OPPONENT — Daivid Montgomery, Nov 12, 2023 vs Detroit (102 yards in first half)
CHARGERS — Keith Lincoln, AFL Championship, Jan. 5, 1964 vs. Boston (176 yards in first half)
OPPONENT — Sony Michel, AFC Divisional, Jan. 13, 2019 at New England (105 yards in first half)

Two 100-Yard Rushers
CHARGERS — Darren Sproles (122 yards) and LaDainian Tomlinson (116 yards) Dec. 16, 2007, vs. Detroit
OPPONENT — Frank Gore (158 yards) and Colin Kaepernick (151 yards), Dec. 20, 2014 at San Francisco
CHARGERS — Never
OPPONENT — Never

Four Touchdowns Rushing, Individual
CHARGERS — LaDainian Tomlinson, Oct. 14, 2007 vs. Oak. (3, 27, 13, 41 yards)
OPPONENT — Never
CHARGERS — Never
OPPONENT — Never

Three Touchdowns Rushing, Individual
CHARGERS — Melvin Gordon, Oct. 15, 2018, at Cleveland (4, 10, 11 yards)
OPPONENT — Darrel Young, Nov. 3, 2013 at Washington (1, 1, 4 yards)
CHARGERS — Never
OPPONENT — Sony Michel, AFC Divisional, Jan. 13, 2019 at New England (1, 14, 5 yards)

Two Touchdowns Rushing, Individual
CHARGERS — Gus Edwards, Dec. 19, 2024 vs. Denver (1, 5 yards)
OPPONENT — Josh Allen, Dec. 23, 2023 vs. Buffalo (2, 1 yard)
CHARGERS — Austin Ekeler, AFC Wild Card, Jan. 14, 2023 at Jacksonville (13, 6 yards)
OPPONENT — Sony Michel, AFC Divisional, Jan. 13, 2019 at New England (1, 14, 5 yards)

PASSING

500 Yards Passing, Individual
CHARGERS — Philip Rivers, Oct. 18, 2015 at Green Bay (503 yards)
OPPONENT — Never
CHARGERS — Never
OPPONENT — Never

400 Yards Passing, Individual
CHARGERS — Justin Herbert, Sept. 24, 2023 at Minnesota (405 yards)
OPPONENT — Patrick Mahomes, Oct. 22, 2023 at Kansas City (424 yards)
CHARGERS — Dan Fouts, AFC Divisional, Jan. 2, 1982 at Miami (433 yards)
OPPONENT — Peyton Manning, AFC Divisional, Jan. 13, 2008 at Indianapolis (402 yards)

300 Yards Passing, Individual
CHARGERS — Justin Herbert, Jan. 5, 2025 at Las Vegas (346 yards)
OPPONENT — Joe Burrow, Nov. 17, 2024 vs. Cincinnati (356 yards)
CHARGERS — Philip Rivers, AFC Divisional, Jan. 13, 2019 at New England (331 yards)
OPPONENT — Tom Brady, AFC Divisional, Jan. 13, 2019 at New England (343 yards)

Six Touchdown Passes, Individual
CHARGERS — Dan Fouts, Nov. 22, 1981 at Oakland (12, 15, 29, 4, 5, 6 yards)
OPPONENT — Never
CHARGERS — Never
OPPONENT — Never

Five Touchdown Passes, Individual
CHARGERS — Drew Brees, Oct. 31, 2004 vs. Oakland (17, 13, 23, 5, 1 yards)
OPPONENT — Tom Brady, Oct. 4, 2020 at Tampa Bay (3, 6, 28, 19, 9 yards)
CHARGERS — Never
OPPONENT — Never

Four Touchdown Passes, Individual
CHARGERS — Justin Herbert, Nov. 12, 2023 vs. Detroit (29, 18, 1, 38 yards)
OPPONENT — Baker Mayfield, Dec. 15, 2024 vs. Tampa Bay (26, 57, 35, 11 yards)
CHARGERS — Never
OPPONENT — Trevor Lawrence, AFC Wild Card, Jan. 14, 2023 at Jacksonville (9, 6, 39, 9 yards)

Three Touchdown Passes, Individual
CHARGERS — Justin Herbert, Dec. 28, 2024 at New England (23, 6, 40 yards)
OPPONENT — Baker Mayfield, Dec. 15, 2024 vs. Tampa Bay (26, 57, 35, 11 yards)
CHARGERS — Philip Rivers, AFC Divisional, Jan. 13, 2019 at New England (43, 1, 8 yards)
OPPONENT — Trevor Lawrence, AFC Wild Card, Jan. 14, 2023 at Jacksonville (9, 6, 39, 9 yards)

Six Interceptions Thrown, Individual
CHARGERS — Ed Luther, Oct. 31, 1983 vs. Washington
OPPONENT — Peyton Manning, Nov. 11, 2007 vs. Indianapolis
CHARGERS — Never
OPPONENT — Never

Five Interceptions Thrown, Individual
CHARGERS — Craig Whelihan, Dec. 13, 1998 at Seattle
OPPONENT — Nathan Peterman, Nov. 19, 2017 vs. Buffalo
CHARGERS — Dan Fouts, AFC Second Round, Jan. 16, 1983 at Miami
OPPONENT — George Blanda, AFL Championship, Dec. 24, 1961 vs. Houston Oilers

Four Interceptions Thrown, Individual
CHARGERS — Philip Rivers, Nov. 18, 2019 vs. Kansas City in Mexico City, Mexico
OPPONENT — Kirk Cousins, Dec. 1, 2024 at Atlanta
CHARGERS — Justin Herbert, AFC Wild Card, Jan. 11, 2025 at Houston
OPPONENT — Trevor Lawrence, AFC Wild Card, Jan. 14, 2023 at Jacksonville

RECEIVING

10 or More Receptions, Individual
CHARGERS — Quentin Johnston, Jan. 5, 2025 at Las Vegas (13 receptions)
OPPONENT — Cole Kmet, Oct. 29, 2023 vs. Chicago (10 receptions)
CHARGERS — Ronnie Harmon, AFC Wild Card, Dec. 31, 1995 vs. Indianapolis (10 receptions)
OPPONENT — James White, AFC Divisional, Jan. 13, 2019 at New England (15 receptions)

200 Yards Receiving, Individual
CHARGERS — Keenan Allen, Sept. 24, 2023 at Minnesota (215 yards)
OPPONENT — Tyreek Hill, Sept. 10, 2023 vs. Miami (215 yards)
CHARGERS — Never
OPPONENT — Never

100 Yards Receiving, Individual
CHARGERS — Quentin Johnston, Jan. 5, 2025 at Las Vegas (186 yards)
OPPONENT — Jakobi Meyers, Jan. 5, 2025 at Las Vegas (123 yards)
CHARGERS — Ladd McConkey, AFC Wild Card, Jan. 11, 2025 at Houston (197 yards)
OPPONENT — Nico Collins, AFC Wild Card, Jan. 11, 2025 at Houston (122 yards)

100 Yards Receiving, One Half, Individual
CHARGERS — Joshua Palmer, Dec. 14, 2023 at Las Vegas (113 yards in second half)
OPPONENT — Travis Kelce, Oct. 22, 2023 at Kansas City (143 yards in first half)
CHARGERS — Keenan Allen, AFC Divisional, Jan. 12, 2014 at Denver (142 yards in second half)
OPPONENT — Julian Edelman, AFC Divisional, Jan. 13, 2019 at New England (107 yards in first half)

Two 100-Yard Receivers
CHARGERS — Keenan Allen (215 yards) and Mike Williams (121 yards), Sept. 24, 2023 at Minnesota
OPPONENT — Travis Kelce (191 yards) and Tyreek Hill (148 yards), Dec. 16, 2021 vs. Kansas City
CHARGERS — Chris Chambers (133 yards) and Vincent Jackson (114 yards), AFC Wild Card, Jan. 6, 2008
OPPONENT — Tony Nathan (114 yards) and Duriel Harris (106 yards), AFC Divisional, Jan. 2, 1982

Five Touchdown Receptions, Individual
CHARGERS — Kellen Winslow, Nov. 22, 1981 at Oakland (15, 29, 4, 5, 3 yards)
OPPONENT — Never
CHARGERS — Never
OPPONENT — Never

Four Touchdown Receptions, Individual
CHARGERS — Kellen Winslow, Nov. 22, 1981 at Oakland (15, 29, 4, 5, 3 yards)
OPPONENT — Daryl Turner, Sept. 15, 1985 vs. Seattle (34, 15, 30, 7 yards)
CHARGERS — Never
OPPONENT — Never

Three Touchdown Receptions, Individual
CHARGERS — Danny Woodhead, Dec. 20, 2015 vs. Miami (20, 9, 9 yards)
OPPONENT — Travis Kelce, Nov. 20, 2022 vs. Kansas City (4, 32 17 yards)
CHARGERS — Never
OPPONENT — Jerry Rice, Super Bowl XXIX at Joe Robbie Stadium, Jan. 29, 1995 vs. San Francisco (44, 15, 7 yards)

Two Touchdown Receptions, Individual
CHARGERS — Ladd McConkey, Dec. 28 2024 vs. New Orleans (6, 40 yards)
OPPONENT — Mike Evans, Dec. 15, 2024 vs. Tampa Bay (57, 35 yards)
CHARGERS — Keenan Allen, AFC Divisional, Jan. 12, 2014 at Denver (16, 16 yards)
OPPONENT — Michael Crabtree, AFC Wild Card, Jan. 6, 2019 at Baltimore (31, 7 yards)

COMBINATION

100 Yards Rushing and Receiving, Individual
CHARGERS — Austin Ekeler, Dec. 8, 2019 at Jacksonville (101 yards rushing, 112 yards receiving)
OPPONENT — Essex Johnson, Sept. 30, 1973 vs. Cincinnati (121 yards rushing, 116 yards receiving)
CHARGERS — Keith Lincoln, AFC Championship, Jan. 5, 1964 vs. Boston (206 yards rushing, 123 yards receiving)
OPPONENT — Never

300-Yard Passer, 100-Yard Rusher and 100-Yard Receiver
CHARGERS — Philip Rivers (314 yards passing), Austin Ekeler (101 yards rushing), Austin Ekeler (112 yards receiving), Dec. 8, 2019 at Jacksonville
OPPONENT — Patrick Mahomes (329 yards passing), Isiah Pacheco (107 yards rushing), Travis Kelce (115 yards receiving), Nov. 20, 2022 vs. Kansas City
CHARGERS — Dan Fouts (333 yards passing), Chuck Muncie (126 yards rushing), Wes Chandler (124 yards receiving), Kellen Winslow (102 yards receiving), AFC Wild Card, Jan. 9, 1983 at Pittsburgh
OPPONENT — Tom Brady (343 yards passing), Sony Michel (129 yards rushing), Julian Edelman (151 yards receiving), AFC Divisional, Jan. 13, 2019 at New England

INTERCEPTIONS

Four Interceptions, Individual
CHARGERS — Never
OPPONENT — Kwamie Lassiter, Dec. 27, 1998 at Arizona (4 interceptions)
CHARGERS — Never
OPPONENT — Vernon Perry, AFC Divisional, Dec. 29, 1979 vs. Houston Oilers (4 interceptions)

Three Interceptions, Individual
CHARGERS — Antonio Cromartie, Nov. 11, 2007 vs. Indianapolis (3 interceptions)
OPPONENT — Kwamie Lassiter, Dec. 27, 1998 at Arizona (4 interceptions)
CHARGERS — Asante Samuel Jr., AFC Wild Card Jan. 14, 2023 at Jacksonville (3 interceptions)
OPPONENT — Vernon Perry, AFC Divisional, Dec. 29, 1979 vs. Houston Oilers (4 interceptions)

Two Interceptions, Individual
CHARGERS — Tarheeb Still, Dec. 1, 2024 at Atlanta (2 interceptions)
OPPONENT — Patrick Surtain II, Nov. 28, 2021 at Denver (2 interceptions)
CHARGERS — Asante Samuel Jr., AFC Wild Card Jan. 14, 2023 at Jacksonville (3 interceptions)
OPPONENT — Derek Stingley, AFC Wild Card, Jan. 11, 2025 at Houston (2 interceptions)

Interception Returned for Touchdown
CHARGERS — Tarheeb Still, Dec. 1, 2024 at Atlanta (61 yards of Kirk Cousins)
OPPONENT — Jack Jones, Dec. 14, 2023 at Las Vegas (16 yards of Easton Stick)
CHARGERS — Never
OPPONENT — Eric Murray, AFC Wild Card, Jan. 11, 2025 at Houston (38 yards of Justin Herbert)

SACKS

Six Sacks, Individual
CHARGERS — Khalil Mack, Oct. 1, 2023 vs. Las Vegas (6.0 sacks)
OPPONENT — Never
CHARGERS — Never
OPPONENT — Never

Five Sacks, Individual
CHARGERS — Khalil Mack, Oct. 1, 2023 vs. Las Vegas (6.0 sacks)
OPPONENT — Never
CHARGERS — Never
OPPONENT — Never

Four-and-One-Half Sacks, Individual
CHARGERS — Khalil Mack, Oct. 1, 2023 vs. Las Vegas (6.0 sacks)
OPPONENT — Hugh Douglas, Oct. 18, 1998 vs. Philadelphia (4.5 sacks)
CHARGERS — Never
OPPONENT — Never

Four Sacks, Individual
CHARGERS — Khalil Mack, Oct. 1, 2023 vs. Las Vegas (6.0 sacks)
OPPONENT — Justin Houston, Dec. 28, 2014 at Kansas City (4.0 sacks)
CHARGERS — Never
OPPONENT — Never

Three-and-One-Half Sacks, Individual
CHARGERS — Khalil Mack, Oct. 1, 2023 vs. Las Vegas (6.0 sacks)
OPPONENT — Justin Houston, Dec. 28, 2014 at Kansas City (3.5 sacks)
CHARGERS — Never
OPPONENT — Never

Three Sacks, Individual
CHARGERS — Khalil Mack, Oct. 1, 2023 vs. Las Vegas (6.0 sacks)
OPPONENT — Myles Garrett, Nov. 3 2024 at Cleveland (3.0 sacks)
CHARGERS — Never
OPPONENT — Never

Two-and-One-Half Sacks, Individual
CHARGERS — Tuli Tuipulotu, Nov. 3, 2024 at Cleveland (2.5 sacks)
OPPONENT — Myles Garrett, Nov. 3 2024 at Cleveland (3.0 sacks)
CHARGERS — Burt Grossman, AFC Wild Card, Jan. 2, 1993 vs. Kansas City (2.5 sacks)
OPPONENT — Never

Two Sacks, Individual
CHARGERS — Derwin James Jr., Dec. 28, 2024 at New England (2.0 sacks)
OPPONENT — Tershawn Wharton, Dec. 8, 2024 at Kansas City (2.0 sacks)
CHARGERS — Khalil Mack, AFC Wild Card, Jan. 11, 2025 at Houston (2.0 sacks)
OPPONENT — Shaun Phillips, AFC Divisional, Jan. 12, 2014 at Denver (2.0 sacks)

TOUCHDOWNS

Five Touchdowns, Individual
CHARGERS — Kellen Winslow, Nov. 22, 1981 at Oakland (15-, 29-, 4-, 5-, 3-yard receptions)
OPPONENT — Never
CHARGERS — Never
OPPONENT — Never

Four Touchdowns, Individual
CHARGERS — Austin Ekeler, Nov. 21, 2021 vs. Pittsburgh (10-, 17-yard receptions; 6, 5-yard runs)
OPPONENT — Harvey Williams, Nov. 16, 1997, vs. Oakland (8-, 32-yard receptions; 1-, 1-yard runs)
CHARGERS — Never
OPPONENT — Never

Three Touchdowns, Individual
CHARGERS — Austin Ekeler, Oct. 2, 2022 at Houston (14-yard reception; 10-, 20-yard runs)
OPPONENT — Travis Kelce, Nov. 20, 2022 vs. Kansas City (4-, 32-, 17-yard receptions)
CHARGERS — Never
OPPONENT — Sony Michel, AFC Divisional, Jan. 13, 2019 at New England (1-, 14-, 5-yard runs)

FIELD GOALS AND PATs

Six Field Goals Made, Individual
CHARGERS — Greg Davis, Oct. 5, 1997 at Oakland (30, 22, 38, 43, 33, 33 yards)
OPPONENT — Phil Dawson, Nov. 5, 2006 vs. Cleveland (37, 20, 42, 30, 36, 35 yards)
CHARGERS — Never
OPPONENT — Never

Five Field Goals Made, Individual
CHARGERS — Cameron Dicker, Oct. 21, 2024 at Arizona (59, 50, 28, 47, 40 yards)
OPPONENT — Daniel Carlson, Jan. 9, 2022 at Las Vegas (24, 31, 52, 40, 47 yards)
CHARGERS — Michael Badgley, AFC Wild Card, Jan. 6, 2019 at Baltimore (21, 53, 40, 34, 47 yards)
OPPONENT — Never

Four Field Goals Made, Individual
CHARGERS — Cameron Dicker, Jan. 5, 2025 at Las Vegas (33, 32, 49, 20 yards)
OPPONENT — Chase McLaughlin, Dec. 15, 2024 vs. Tampa Bay (22, 37, 42, 43 yards)
CHARGERS — Michael Badgley, AFC Wild Card, Jan. 6, 2019 at Baltimore (21, 53, 40, 34, 47 yards)
OPPONENT — Never

50-Yard Field Goal, Individual
CHARGERS — Cameron Dicker, Dec. 19, 2024 vs. Denver (57 yards)
OPPONENT — Matthew Wright, Dec. 8, 2024 at Kansas City (50 yards)
CHARGERS — Cameron Dicker, AFC Wild Card, Jan. 14, 2023 at Jacksonville (50 yards)
OPPONENT — Stephen Gostkowski, AFC Divisional, Jan. 14, 2007 vs. New England (50 yards)

Blocked Field Goal Attempt
CHARGERS — Teair Tart, Nov. 3, 2024 at Cleveland (51-yard Dustin Hopkins attempt)
OPPONENT — Zack Allen, Dec. 31, 2023 at Denver (50-yard Cameron Dicker attempt)
CHARGERS — Leroy Jones, AFC Divisional, Jan. 2, 1982 at Miami (34-yard Uwe von Schamann attempt)
OPPONENT — Never

Two-Point Conversion
CHARGERS — Ladd McConkey pass from Justin Herbert, Jan. 5, 2025 at Las Vegas
OPPONENT — Clyde Edwards-Helaire pass from Patrick Mahomes, Dec. 16, 2021 vs. Kansas City
CHARGERS — Keenan Allen pass from Philip Rivers, AFC Divisional, Jan. 13, 2019 at New England
OPPONENT — Trevor Lawrence run, AFC Wild Card, Jan. 14, 2023 at Jacksonville

Defensive Two-Point Conversion
CHARGERS — Casey Hayward Jr., Dec. 30, 2018 at Denver (Interception of Case Keenum)
OPPONENT — Never
CHARGERS — Never
OPPONENT — D'Angelo Ross, AFC Wild Card, Jan. 11, 2025 at Houston (Return of Cameron Dicker blocked PAT)

Point After Touchdown Missed
CHARGERS — Cameron Dicker, Nov. 3, 2024 at Cleveland (Second attempt, wide left)
OPPONENT — Anders Carlson, Nov. 19, 2023 at Green Bay (Second attempt, wide right)
CHARGERS — Rolf Benirschke, AFC Second Round, Jan. 16, 1993 at Miami (First attempt, wide right)
OPPONENT — Never

Blocked Point After Touchdown
CHARGERS — Isaac Rochell, Sept. 27, 2020 vs. Carolina (Joey Slye, first attempt)
OPPONENT — Denico Autry, Dec. 31, 2017 vs. Oakland (Nick Rose, third attempt)
CHARGERS — Never
OPPONENT — Denico Autry, AFC Wild Card, Jan. 11, 2025 at Houston (Cameron Dicker, first attempt)

PUNTING

80-Yard Punt
CHARGERS — JK Scott, Dec. 11, 2023 vs. Denver (83 yards)
OPPONENT — Dustin Colquitt, Dec. 2, 2007 at Kansas City (81 yards)
CHARGERS — Never
OPPONENT — Never

70-Yard Punt
CHARGERS — JK Scott, Dec. 11, 2023 vs. Denver (83 yards)
OPPONENT — Bryce Baringer, Dec. 3, 2023 at New England (70 yards)
CHARGERS — Never
OPPONENT — Ray Guy, AFC Championship, Jan. 11, 1981 vs. Oakland (71 yards)

60-Yard Punt
CHARGERS — JK Scott, Oct. 27, 2024 vs. New Orleans (67 yards)
OPPONENT — AJ Cole, Jan. 5, 2025 at Las Vegas (62 yards)
CHARGERS — Mike Scifres, AFC Divisional, Jan. 12, 2014 at Denver (62 yards)
OPPONENT — Tommy Townsend, AFC Wild Card, Jan. 11, 2025 at Houston (67 yards)

Blocked Punt
CHARGERS — Jerry Attaochu of Drew Butler, Sept. 8, 2014 at Arizona
OPPONENT — Miles Killebrew of Ty Long, Nov. 21, 2021 vs. Pittsburgh
CHARGERS — Never
OPPONENT — Lou Piccone of Rick Partridge, AFC Divisional, Jan. 3, 1981 vs. Buffalo

10 or More Punts, Individual
CHARGERS — Drew Kaser, Nov. 12, 2017 at Jacksonville (10 punts for 485 yards)
OPPONENT — Chad Stanley, Sept. 15, 2002 vs. Houston (10 punts for 406 yards)
CHARGERS — Never
OPPONENT — Never

No Punts
CHARGERS — Dec. 26, 2021 at Houston
OPPONENT — Sept. 19, 2010 vs. Jacksonville
CHARGERS — Never
OPPONENT — AFC Divisional, Jan. 12, 2014 at Denver

OTHER SPECIAL TEAMS

Kickoff Returned for Touchdown
CHARGERS — Andre Roberts, Jan. 2, 2022 vs. Denver (101 yards)
OPPONENT — Mecole Hardman, Dec. 29, 2019 at Kansas City (104 yards)
CHARGERS — Andre Coleman, Super Bowl XXIX at Joe Robbie Stadium, Jan. 29, 1995 vs. San Francisco (98 yards)
OPPONENT — Never

Punt Returned for Touchdown
CHARGERS — Derius Davis, Nov. 6, 2023 at New York Jets (87 yards)
OPPONENT — Gunner Olszewski, Dec. 6, 2020, vs. New England (70 yards)
CHARGERS — Wes Chandler, AFC Divisional, Jan. 2, 1982 at Miami (58 yards)
OPPONENT — Santonio Holmes, AFC Divisional, Jan. 11, 2009 at Pittsburgh (67 yards)

Blocked Punt Returned for Touchdown
CHARGERS — Jacob Hester, Oct. 25, 2009 at Kansas City (Recovered own blocked Dustin Colquitt punt in end zone)
OPPONENT — Daniel Thomas, Oct. 25, 2020 vs. Jacksonville (Recovered own blocked Ty Long punt, returned recovery 16 yards)
CHARGERS — Never
OPPONENT — Never

Recovered Own Onside Kick Attempt
CHARGERS — Darrell Stuckey of Nick Novak kick, Nov. 18, 2012, at Denver
OPPONENT — Keion Crossen of Riley Dixon kick, Dec. 12, 2021 vs. New York Giants
CHARGERS — Richard Marshall of Nick Novak kick, AFC Divisional, Jan. 12, 2014 at Denver
OPPONENT — Never

OTHER DEFENSE

Shutout Posted
CHARGERS — Dec. 3, 2023 at New England (6-0 Chargers win)
OPPONENT — Dec. 6, 2020 vs. New England (45-0, Patriots win)
CHARGERS — AFC Wild Card, Jan. 2, 1993 vs. Kansas City (Chargers win, 17-0)
OPPONENT — AFC Divisional, Jan. 10, 1993 at Miami (Dolphins win, 31-0)

Fumble Returned for Touchdown
CHARGERS — Tevaughn Campbell, Dec. 5, 2021 at Cincinnati (61 yards)
OPPONENT — Mike Edwards, Jan. 7, 2024 vs. Kansas City (97 yards)
CHARGERS — Never
OPPONENT — Guy Ruff, AFC Wild Card, Jan. 9, 1983 at Pittsburgh (Recovered opening kickoff fumble in end zone)

Safety Scored
CHARGERS — Oct. 23, 2022 vs. Seattle (Kenneth Walker III tackled by Sebastian Joseph-Day and Troy Reeder in end zone)
OPPONENT — Oct. 27, 2024 vs. New Orleans (JK Scott fumbled out end zone)
CHARGERS — AFC Divisional, Jan. 8, 1995 vs. Miami (Bernie Parmalee tackled in end zone by Reuben Davis)
OPPONENT — Never

MISCELLANEOUS

No Penalties
CHARGERS — Oct. 9, 2011 at Denver (Chargers win, 29-24)
OPPONENT — Dec. 4, 2005 vs. Oakland (Raiders win, 34-10)
CHARGERS — Never
OPPONENT — AFC Divisional, Jan. 10, 1993 at Miami (Dolphins win, 31-0)

Game Without Touchdown
CHARGERS — Oct. 21, 2024 at Arizona (Cardinals win 17-15)
OPPONENT — Oct. 27, 2024 vs. New Orleans (Chargers win 26-8)
CHARGERS — AFC Championship, Jan. 20, 2008 at New England (Patriots win, 21-12)
OPPONENT — AFC Wild Card, Jan. 6, 2008 vs. Tennessee (Chargers win, 17-6)

50 Points, Game
CHARGERS — Nov. 19, 2017 vs. Buffalo (Chargers win, 54-24)
OPPONENT — Dec. 14, 2023 at Las Vegas (Raiders win, 63-21)
CHARGERS — AFL Championship, Jan. 5, 1964 vs. Boston (Chargers win, 51-10)
OPPONENT — Never

40 Points, Game
CHARGERS — Dec. 28, 2024 at New England (Chargers win, 40-7)
OPPONENT — Dec. 15, 2024 vs. Tampa Bay (Buccaneers win, 40-17)
CHARGERS — AFC Divisional, Jan. 2, 1982 at Miami (Chargers win, 41-38)
OPPONENT — AFC Divisional, Jan. 13, 2019 at New England (Patriots win, 41-28)

600 Yards Total Offense, Game
CHARGERS — Dec. 20, 1982 vs. Cincinnati (661 yards)
OPPONENT — Oct. 1, 2000 at St. Louis (614 yards)
CHARGERS — AFL Championship, Jan. 5, 1964 vs. Boston (610 yards)
OPPONENT — Never

500 Yards Total Offense, Game
CHARGERS — Dec. 8, 2019 at Jacksonville (525 yards)
OPPONENT — Dec. 15, 2024 vs. Tampa Bay (506 yards)
CHARGERS — AFC Divisional, Jan. 2, 1982 at Miami (564 yards)
OPPONENT — Never

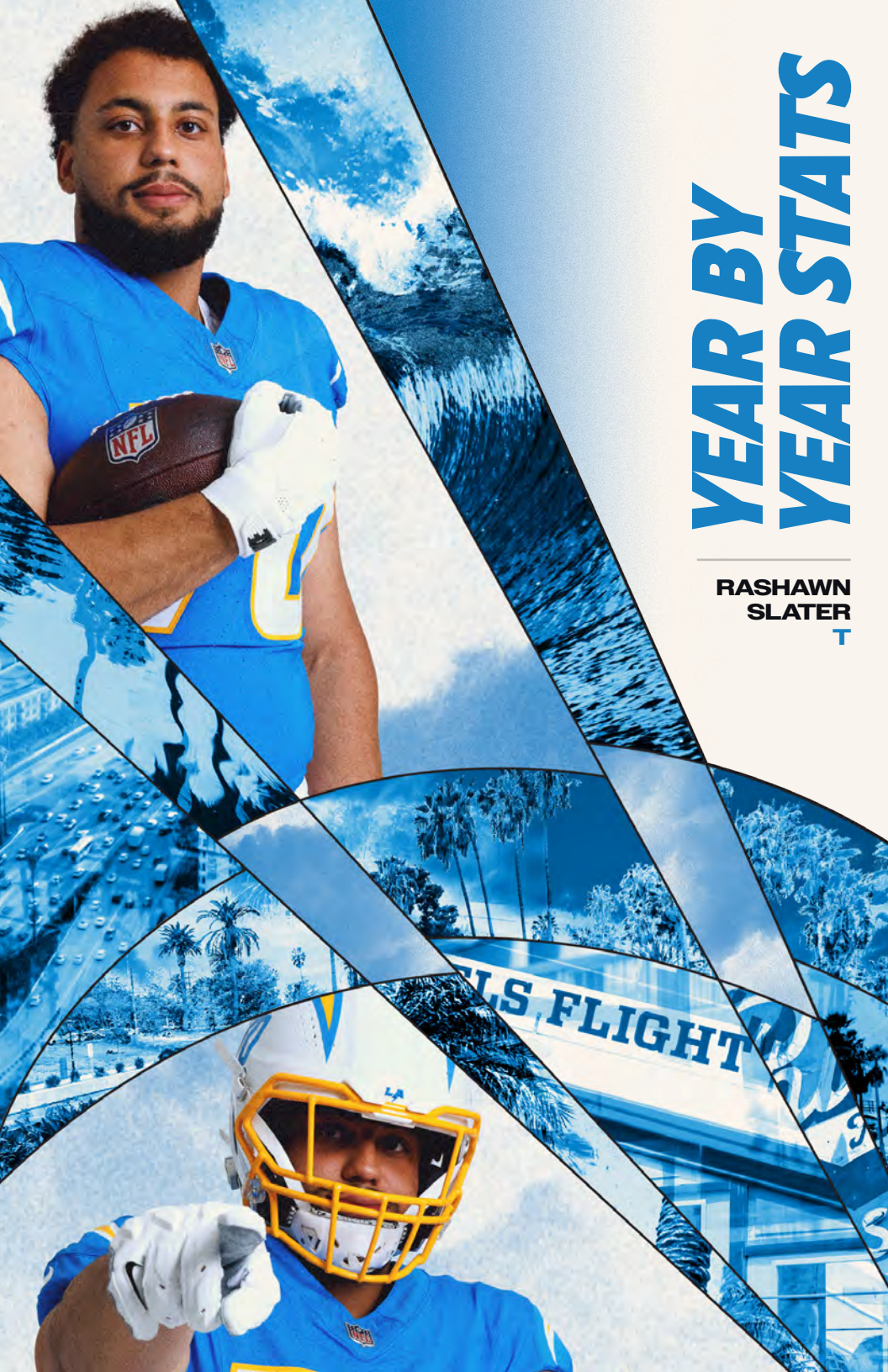

YEAR BY YEAR STATS

RASHAWN SLATER

T

2024 FINAL STATISTICS

(11-6 Overall) Second AFC West - Jim Harbaugh
Home (5-3); Away (6-3)

Date	W/L	Score	Opponent	Att.
09/08	W	22-10	Las Vegas Raiders	70,240
09/15	W	26-3	at Carolina Panthers	70,145
09/22	L	10-20	at Pittsburgh Steelers	66,734
09/29	L	10/17	Kansas City Chiefs	70,240
10/13	W	23-16	at Denver Broncos	70,743
10/21	L	15-17	at Arizona Cardinals	64,357
10/27	W	26-8	New Orleans Saints	70,240
11/03	W	27-10	at Cleveland Browns	67,431
11/10	W	27-17	Tennessee Titans	68,796
11/17	W	34-27	Cincinnati Bengals	70,240
11/25	L	23-30	Baltimore Ravens	70,240
12/01	W	17-13	at Atlanta Falcons	72,139
12/08	L	17-19	at Kansas City Chiefs	73,571
12/15	L	17-40	Tampa Bay Buccnaeers	69,496
12/19	W	34-27	Denver Broncos	70,240
12/28	W	40-7	at New England Patriots	64,628
01/05	W	34-20	at Las Vegas Raiders	61,352
AFC Wild Card Playoffs				
01/11	L	12-32	at Houston Texans	71,408

Team Statistics	Chargers	Opponent
TOTAL FIRST DOWNS	316	311
Rushing	110	108
Passing	176	170
Penalty	30	33
3rd Down: Made/Att	89/221	80/224
3rd Down Pct.	40.3%	35.7%
4th Down: Made/Att	10/16	18/29
4th Down Pct.	62.5%	62.1%
TOTAL NET YARDS	5,511	5,514
Avg. Per Game	324.2	324.4
Total Plays	1,017	1,037
Avg. Per Play	5.4	5.3
NET YARDS RUSHING	1,882	1,997
Avg. Per Game	110.7	117.5
Total Rushes	463	426
NET YARDS PASSING	3,629	3,517
Avg. Per Game	213.5	206.9
Sacked/Yards Lost	44/272	46/245
Gross Yards	3,901	3,762
Attempts/Completions	510/336	565/367
Completion Pct.	65.9%	65.0%
Had Intercepted	3	15
PUNTS/AVERAGE	72/46.7	73/49.9
NET PUNTING AVG.	41.9	45.2
PENALTIES/YARDS	96/718	101/869
FUMBLES/BALL LOST	20/6	11/6
TOUCHDOWNS	41	31
Rushing	17	7
Passing	23	24
Returns	1	0
TIME OF POSSESSION	30:40	29:20

Score by Quarters	Q1	Q2	Q3	Q4	OT	PTS.
Chargers	87	140	73	102	0	402
Opponents	46	88	61	106	0	301

Scoring	TD	RU	PA	RT	PAT	FG	2Pt	PTS.
C.Dicker	0	0	0	0	33/36	39/42	0	150
J.Dobbins	9	9	0	0	0/0	0/0	0	54
Q.Johnston	8	0	8	0	0/0	0/0	0	48
L.McConkey	7	0	7	0	0/0	0/0	1	44
G.Edwards	4	4	0	0	0/0	0/0	0	24
H.Haskins	3	2	1	0	0/0	0/0	0	18
D.Davis	2	0	2	0	0/0	0/0	0	12
W.Dissly	2	0	2	0	0/0	0/0	0	12
J.Herbert	2	2	0	0	0/0	0/0	0	12
J.Palmer	1	0	1	0	0/0	0/0	2	10
D.Chark	1	0	1	0	0/0	0/0	0	6
T.Still	1	0	0	1	0/0	0/0	0	6
K.Vidal	1	0	1	0	0/0	0/0	0	6
Chargers	41	17	23	1	33/36	39/42	3	402
Opponents	31	7	24	0	29/29	28/37	0	301

2-Pt. Conversions: J.Palmer 2, L.McConkey; **Chargers 3-5**, Opponents 0-2.

Sacks: T.Tuipulotu 8.5, K.Mack 6.0, B.Dupree 6.0, D.James 5.5, J.Bosa 5.0, M.Fox 3.5, P.Ford 3.0, T.Dye 1.5, D.Perryman 1.0, S.Matlock 1.0, D.Henley 1.0, A.Gilman 1.0, Team 1.0, T.Still 0.5, C.Hart 0.5. **Chargers 45.0**, Opponents 44.0.

Special Teams Tackles (TT-T-A): Niemann 11-6-5, Haskins 6-2-4, Quarterman 6-5-1, Dye 5-3-2, Henley 5-2-3, Finley 4-2-2, Leonard 4-3-1, Tuipulotu 4-4-0, Bootle 3-2-1, Molden 3-3-0, Smartt 3-2-1, Dicker 2-2-0, Fehoko 2-1-1, Maye 2-2-0, Williamson 2-1-1, Colson 1-0-1, Fisk 1-1-0, Harris 1-0-1, Hart 1-1-0, Murphy 1-0-1, Taylor 1-0-1.

Rushing	No.	Yds.	Avg.	Long	TD
J.Dobbins	195	905	4.6	61	9
G.Edwards	101	365	3.6	43	4
J.Herbert	69	306	4.4	41	2
K.Vidal	43	155	3.6	19	0
H.Haskins	34	89	2.6	12	2
D.Davis	12	39	3.3	10	0
T.Heinicke	2	20	10.0	12	0
Q.Johnston	3	6	2.0	4	0
J.Scott	1	0	0.0	0	0
J.Reagor	3	-3	-1.0	1	0
Chargers	463	1882	4.1	61	17
Opponents	426	1997	4.7	54	7

Receiving	No.	Yds.	Avg.	Long	TD
L.McConkey	82	1149	14.0	60t	7
Q.Johnston	55	711	12.9	66t	8
J.Palmer	39	584	15.0	45	1
W.Dissly	50	481	9.6	29t	2
S.Smartt	16	208	13.0	31	0
J.Dobbins	32	153	4.8	15	0
D.Davis	13	112	8.6	23t	2
S.Fehoko	6	106	17.7	30	0
J.Reagor	7	100	14.3	41	0
H.Hurst	8	73	9.1	27	0
K.Vidal	5	62	12.4	38t	1
H.Haskins	3	49	16.3	34t	1
T.Fisk	7	39	5.6	10	0
D.Chark	4	31	7.8	12	1
S.Matlock	4	28	7.0	10	0
E.Tomlinson	2	9	4.5	7	0
G.Edwards	3	6	2.0	3	0
Chargers	336	3901	11.6	66t	23
Opponents	367	3762	10.3	60	24

Interceptions	No.	Yds.	Avg.	Long	TD
T.Still	4	85	21.3	61t	1
E.Molden	3	28	9.3	25	0
K.Fulton	1	29	29.0	29	0
A.Gilman	1	18	18.0	18	0
D.Henley	1	4	4.0	4	0
T.Tart	1	4	4.0	4	0
P.Ford	1	3	3.0	3	0
D.James	1	2	2.0	2	0
B.Dupree	1	0	0.0	0	0
M.Maye	1	0	0.0	0	0
Chargers	15	173	11.5	61t	1
Opponents	3	17	5.7	17	0

Punting	No.	Yds.	Avg.	Net	TB	I-20	Lg.	B
J.Scott	72	3362	46.7	41.9	4	28	67	0
Chargers	72	3362	46.7	41.9	4	28	67	0
Opponents	73	3642	49.9	45.2	4	40	64	0

Punt Returns	Ret.	FC	Yds.	Avg.	Lg.	TD
D.Davis	19	22	235	12.4	53	0
L.McConkey	3	8	28	9.3	12	0
J.Reagor	0	1	0	—	0	0
Chargers	22	31	263	12.0	53	0
Opponents	28	24	268	9.6	21	0

Kickoff Returns	Ret.	Yds.	Avg.	Long	TD
D.Davis	19	54	27.6	56	0
H.Haskins	1	35	35.0	35	0
J.Reagor	1	22	22.0	22	0
Chargers	21	581	27.7	56	0
Opponents	26	743	28.6	41	0

Field Goals	1-19	20-29	30-39	40-49	50+
C.Dicker	1/1	9/9	9/9	11/12	9/11
Chargers	1/1	9/9	9/9	11/12	9/11
Opponents	0/0	5/5	10/11	11/15	2/6

Dicker: (53G, 25G, 24G) (46G, 42G) (28G) (50G, 55N) (20G, 33G, 46G) (59G, 50G, 28G, 47G, 40G) (46G, 29G) (44N) (21G, 37G) (19G, 53G) (42G, 52G, 52G) (45G, 51G, 34G) (37G) (41G) (37G, 57G) (27G, 38G, 41G, 35G) (51N, 33G, 32G, 49G, 20G).

Defensive Tackles (TT-T-A-SK-TFL-QB Hits-INT-PD-FF-FR): Henley 142-82-60-1-7-3-1-8-0-0, James 93-60-33-5.5-10-6-1-7-0-1, Molden 72-40-32-0-2-0-3-7-0-2, Still 62-45-17-0.5-1-1-4-10-0-0, Perryman 55-39-16-1-2-3-0-0-0-0, Dye 52-31-21-1.5-2-2-0-0-0-0, Fulton 51-39-12-0-3-0-1-7-0-0, Gilman 50-34-16-1-1-0-1-4-0-0, Ford 39-24-15-3-8-9-1-5-0-0, Mack 39-20-19-6-6-15-0-9-2-1, Tuipulotu 38-22-16-8.5-11-17-0-2-1-0, Ogbonnia 37-14-23-0-0-3-0-0-0-0, Hart 36-27-9-0.5-0-2-0-7-1-0, Tart 29-15-14-1-5-5-1-2-1-1, Colson 28-15-13-0-0-1-0-1-0-0, Dupree 28-18-10-6-6-10-1-2-1-0, Fox 27-19-8-3.5-4-6-0-1-0-0, Jefferson 27-17-10-0-1-0-0-0-0-0, Bosa 22-17-5-5-13-0-0-2-0, Taylor, 21-12-9-0-1-1-0-5-0-1, Samuel 13-11-2-0-0-0-2-0-0, Maye 10-4-6-0-0-0-1-2-0-0, Niemann 10-5-5-0-0-0-0-1-0-0, Matlock 7-2-5-1-1-1-0-1-0-0, Finley 6-4-2-0-0-0-0-0-0-0, Leonard 4-3-1-0-1-0-0-3-0-0, Apple 2-2-0-0-0-0-0-0-1-0-0, Eboigbe 2-1-1-0-0-0-0-0-0-0, Murphy 1-1-0-0-0-0-0-0-0-0-0, Williamson 1-1-0-0-0-0-0-0-0-0.

Passing	Att.	Comp.	Yds.	Comp.%	Yds./Att.	TD	TD%	Int.	Int.%	Long	Sack/Lost	Rating
J.Herbert	504	332	3870	65.9%	7.7	23	4.6%	3	0.6%	66t	41/244	101.7
T.Heinicke	5	3	28	60.0%	5.6	0	0.0%	0	0.0%	18	3/28	75.4
J.Scott	1	1	3	100.0%	3.0	0	0.0%	0	0.0%	3	0/0	79.2
Team	510	336	3901	65.9%	7.6	23	4.5%	3	0.6%	66t	44/272	101.4
Opponents	565	367	3762	65.0%	6.7	24	4.2%	15	2.7%	60	46/245	87.1

2023 FINAL STATISTICS

(5-12 Overall) Fourth AFC West - Brandon Staley (5-9); Giff Smith (0-3)
Home (5-3); Away (5-4)

Date	W/L	Score	Opponent	Att.
09/10	L	34-36	Miami Dolphins	70,240
09/17	L	24-27 OT	at Tennessee Titans	67,438
09/24	W	28-24	at Minnesota Vikings	66,878
10/01	W	24-17	Las Vegas Raiders	70,240
10/16	L	17-20	Dallas Cowboys	70,240
10/22	L	17-31	at Kansas City Chiefs	73,642
10/29	W	30-13	Chicago Bears	70,240
11/06	W	27-6	at New York Jets	75,407
11/12	L	38-41	Detroit Lions	70,240
11/19	L	20-23	at Green Bay Packers	77,432
11/26	L	10-20	Baltimore Ravens	70,240
12/03	W	6-0	at New England Patriots	64,628
12/10	L	7-24	Denver Broncos	70,240
12/14	L	21-63	at Las Vegas Raiders	61,654
12/23	L	22-24	Buffalo Bills	67,678
12/31	L	9-16	at Denver Broncos	76,228
01/07	L	12-13	Kansas City Chiefs	68,274

Team Statistics	Chargers	Opponent
TOTAL FIRST DOWNS	319	344
Rushing	89	110
Passing	204	203
Penalty	26	31
3rd Down: Made/Att	91/237	89/232
3rd Down Pct.	38.4%	38.4%
4th Down: Made/Att	15/32	19/32
4th Down Pct.	46.9%	59.4%
TOTAL NET YARDS	5,599	6,170
Avg. Per Game	329.4	362.9
Total Plays	1,106	1,113
Avg. Per Play	5.1	5.5
NET YARDS RUSHING	1,642	1,924
Avg. Per Game	96.6	113.2
Total Rushes	431	467
NET YARDS PASSING	3,957	4,246
Avg. Per Game	232.8	249.8
Sacked/Yards Lost	43/355	48/334
Gross Yards	4,312	4,580
Attempts/Completions	632/409	598/389
Completion Pct.	64.7%	65.1%
Had Intercepted	8	9
PUNTS/AVERAGE	75/46.3	74/48.6
NET PUNTING AVG.	42.3	41.5
PENALTIES/YARDS	79/725	104/801
FUMBLES/BALL LOST	25/13	23/12
TOUCHDOWNS	36	47
Rushing	11	18
Passing	24	26
Returns	1	3
TIME OF POSSESSION	28:48	31:12

Score by Quarters	Q1	Q2	Q3	Q4	OT	PTS.
Chargers	**74**	**115**	**49**	**108**	**0**	**346**
Opponents	72	152	71	100	3	398

Scoring	TD	RU	PA	RT	PAT	FG	2Pt	PTS.
C.Dicker	0	0	0	0	35/35	31/33	0	128
K.Allen	7	0	7	0	0/0	0/0	0	42
A.Ekeler	6	5	1	0	0/0	0/0	0	36
D.Parham	4	0	4	0	0/0	0/0	0	24
G.Everett	3	0	3	0	0/0	0/0	0	18
J.Herbert	3	3	0	0	0/0	0/0	0	18
Q.Johnston	2	0	2	0	0/0	0/0	0	12
J.Kelley	2	2	0	0	0/0	0/0	0	12
J.Palmer	2	0	2	0	0/0	0/0	0	12
D.Davis	1	0	0	1	0/0	0/0	0	6
A.Erickson	1	0	1	0	0/0	0/0	0	6
S.Fehoko	1	0	1	0	0/0	0/0	0	6
J.Guyton	1	0	1	0	0/0	0/0	0	6
S.Smartt	1	0	1	0	0/0	0/0	0	6
E.Stick	1	1	0	0	0/0	0/0	0	6
M.Williams	1	0	1	0	0/0	0/0	0	6
T.Pipkins	0	0	0	0	0/0	0/0	1	2
Chargers	**36**	**11**	**24**	**1**	**35/35**	**31/33**	**1**	**346**
Opponents	47	18	26	3	44/46	24/27	0	398

2-Pt. Conversions: T.Pipkins; **Chargers 1-1**, Opponents 0-1.

Sacks: K.Mack 17.0, J.Bosa 6.5, M.Fox 5.5, T.Tulipulotu 4.5, E.Kendricks 3.5, K.Murray 3.0, S.Joseph-Day 3.0, D.James 2.0, N.Williams 1.0, J.Hollins 1.0, D.Marlowe 1.0. **Chargers 48.0**, Opponents 43.0.

Special Teams Tackles (TT-T-A): D.Leonard (8-7-1), N.Niemann (8-1-7), J.Harris, (5-3-2), D.Henley(5-2-3), B.Lynch (4-3-1), D.Marlowe (4-1-3), A.Finley (3-1-2), A.Ogbongbemiga (3-2-1), J.Taylor (3-1-2), S.Anderson (1-0-1), C.Dicker (1-1-0), S.Fehoko (1-1-0), J.Hollins (1-1-0), T.Muse (1-1-0).

Rushing	No.	Yds.	Avg.	Long	TD
A.Ekeler	179	628	3.5	55	5
J.Kelley	107	405	3.8	49t	2
J.Herbert	52	228	4.4	35	3
E.Stick	27	144	5.3	21	1
D.Davis	14	101	7.2	51	0
I.Spiller	37	96	2.6	8	0
G.Everett	3	10	3.3	6	0
Q.Johnston	3	9	3.0	6	0
E.Dotson	4	6	1.5	2	0
K.Allen	2	6	3.0	4	0
J.Palmer	1	6	6.0	6	0
M.Williams	1	3	3.0	3	0
N.Niemann	1	0	0.0	0	0
Chargers	**431**	**1,642**	**3.8**	**55**	**11**
Opponents	467	1,924	4.1	75t	18

Receiving	No.	Yds.	Avg.	Long	TD
K.Allen	108	1,243	11.5	42	7
A.Ekeler	51	436	8.5	39t	1
G.Everett	51	411	8.1	31	3
J.Palmer	38	581	15.3	79t	2
Q.Johnston	38	431	11.3	57	2
D.Parham	27	285	10.6	24	4
M.Williams	19	249	13.1	49t	1
A.Erickson	16	232	14.5	27	1
D.Davis	15	66	4.4	18	0
S.Smartt	11	155	14.1	51t	1
J.Guyton	10	89	8.9	18t	1
J.Kelley	8	32	4.0	6	0
I.Spiller	6	34	5.7	10	0
K.Doss	6	33	5.5	9	0
E.Dotson	2	13	6.5	7	0
J.Herbert	1	10	10.0	10	0
S.Fehoko	1	9	9.0	9t	1
N.Vannett	1	3	3.0	3	0
Chargers	**409**	**4,312**	**10.5**	**79t**	**24**
Opponents	389	4,580	11.8	70	26

Interceptions	No.	Yds.	Avg.	Long	TD
A.Samuel	2	8	4.0	8	0
A.Gilman	2	0	0.0	0	0
J.Jackson	1	9	9.0	9	0
J.Taylor	1	8	8.0	8	0
D.James	1	6	6.0	6	0
M.Davis	1	0	0.0	0	0
K.Murray	1	0	0.0	0	0
Chargers	**9**	**31**	**3.4**	**9**	**0**
Opponents	8	49	6.1	16t	1

Punting	No.	Yds.	Avg.	Net	TB	I-20	Lg.	B
J.Scott	75	3,475	46.3	42.3	4	30	83	0
Chargers	**75**	**3,475**	**46.3**	**42.3**	**4**	**30**	**83**	**0**
Opponents	74	3,595	48.6	41.5	7	32	70	0

Punt Returns	Ret.	FC	Yds.	Avg.	Lg.	TD
D.Davis	24	29	385	16.0	87t	1
Chargers	**24**	**29**	**385**	**16.0**	**87t**	**1**
Opponents	28	31	221	7.9	50	0

Kickoff Returns	Ret.	Yds.	Avg.	Long	TD
D.Davis	17	374	22.0	46	0
J.Kelley	1	16	16.0	16	0
Chargers	**18**	**390**	**21.7**	**46**	**0**
Opponents	11	213	19.4	40	0

Field Goals	1-19	20-29	30-39	40-49	50+
C.Dicker	0/0	7/7	8/8	9/9	7/9
Chargers	**0/0**	**7/7**	**8/8**	**9/9**	**7/9**

Dicker: (50G, 25G) (27G, 30G, 33G) (53N) (33G) (24G) (55G) (43G, 53G, 46G) (55G, 38G) (48G) (25G, 26G) (39G) (38G, 38G) () () (20G, 40G, 47G, 45G, 53G) (36G, 50G, 50B, 52G) (49G, 40G, 43G, 20G).

Defensive Tackles (TT-T-A-SK-TFL-QB Hits-INT-PD-FF-FR): James (125-86-36-2-5-4-1-7-0-2), Kendricks (117-79-38-3.5-7-7-0-6-1-0), Murray (107-79-28-3-7-4-1-4-0-0), Mack (74-57-17-17-21-22-0-10-5-0), Gilman (73-49-24-0-2-0-2-10-3-2), Samuel (63-56-7-0-1-0-2-13-0-0), Davis (62-52-10-0-3-0-1-10-0-0), Tuipulotu (53-37-16-4.5-8-12-0-1-3-1), Johnson (46-24-22-0-2-1-0-2-1-1), Marlowe (36-31-5-1-1-0-0-0-0-0), Niemann (33-16-17-0-1-1-0-1-0-0), Joseph-Day (32-15-17-3-3-11-0-0-0-0), Williams (32-16-16-1-7-1-0-0-0-0), Taylor (28-35-4-0-0-2-1-8-0-0), Ogbonnia (21-10-11-0-0-2-0-0-0), Bosa (20-14-6-6.5-6-9-0-1-0-1), Leonard (20-15-5-0-1-0-0-3-0-0), Fox (15-11-4-5.5-5-10-0-0-0-0), Matlock (15-6-9-0-1-1-0-0-0-0), Bassey (13-8-5-0-0-0-0-3-0-0), Hawkins (11-5-6-0-0-0-0-1-0-0), Henley (11-7-4-0-0-0-0-0-0), Hinton (10-4-6-0-0-0-0-0-0-0), Hollins (7-5-2-1-1-1-0-0-0-0), Layne (5-3-2-0-0-0-0-0-0-0), Rumph (5-4-1-0-0-0-0-0-0-1), Woods (5-5-0-0-0-0-0-0-0), Farmer (3-1-2-0-0-0-0-0-0-0), Jackson (3-3-0-0-0-0-1-3-0-0), Shelby (1-1-0-0-0-0-0-0-0-0), Ogbongbemiga (1-0-1-0-0-0-0-0-0-0).

Passing	Att.	Comp.	Yds.	Comp.%	Yds./Att.	TD	TD%	Int.	Int.%	Long	Sack/Lost	Rating
J.Herbert	456	297	3,134	65.1%	6.9	20	4.4%	7	1.5%	60	29/233	93.2
E.Stick	174	111	1,129	63.8%	6.5	3	1.7%	1	0.6%	79t	14/122	85.6
K.Allen	2	1	49	50.0%	24.5	1	50.0%	0	0.0%	49t	0/0	135.4
Team	**632**	**409**	**4,312**	**64.7%**	**6.8**	**24**	**3.8%**	**8**	**1.3%**	**79t**	**43/355**	**91.8**
Opponents	598	389	4,580	65.1%	7.7	26	4.3%	9	1.5%	70	48/334	96.5

2022 FINAL STATISTICS

(10-7 Overall) Second AFC West - Brandon Staley
Home (5-3); Away (5-4)

Date	W/L	Score	Opponent	Att.
09/11	W	24-19	Las Vegas Raiders	70,240
09/15	L	24-27	at Kansas City Chiefs	73,461
09/25	L	10-38	Jacksonville Jaguars	67,964
10/02	W	34-24	at Houston Texans	69,071
10/09	W	30-28	at Cleveland Browns	67,431
10/17	W	19-16 OT	Denver Broncos	70,240
10/23	L	23-37	Seattle Seahawks	70,240
11/06	W	20-17	at Atlanta Falcons	69,299
11/13	L	16-22	at San Francisco 49ers	71,709
11/20	L	27-30	Kansas City Chiefs	70,240
11/27	W	25-24	at Arizona Cardinals	63,628
12/04	L	20-27	at Las Vegas Raiders	62,123
12/11	W	23-17	Miami Dolphins	70,240
12/18	W	17-14	Tennessee Titans	70,240
12/26	W	20-3	at Indianapolis Colts	65,576
01/01	W	31-10	Los Angeles Rams	70,240
01/08	L	28-31	at Denver Broncos	74,035
AFC Wild Card Playoffs				
01/14	L	30-31	at Jacksonville Jaguars	70,250

Team Statistics	Chargers	Opponent
TOTAL FIRST DOWNS	352	318
Rushing	93	119
Passing	232	175
Penalty	27	24
3rd Down: Made/Att	112/257	78/199
3rd Down Pct.	43.6%	39.2%
4th Down: Made/Att	15/29	6/15
4th Down Pct.	51.7%	40.0%
TOTAL NET YARDS	6,108	5,884
Avg. Per Game	359.3	346.1
Total Plays	1,154	1,002
Avg. Per Play	5.3	5.9
NET YARDS RUSHING	1,524	2,478
Avg. Per Game	89.6	145.8
Total Rushes	404	457
NET YARDS PASSING	4,584	3,406
Avg. Per Game	269.6	200.4
Sacked/Yards Lost	39/207	40/287
Gross Yards	4,791	3,693
Attempts/Completions	711/485	505/310
Completion Pct.	68.2%	61.4%
Had Intercepted	10	14
PUNTS/AVERAGE	73/43.6	66/48.8
NET PUNTING AVG.	41.5	42.8
PENALTIES/YARDS	81/635	80/762
FUMBLES/BALL LOST	19/9	22/10
TOUCHDOWNS	42	43
Rushing	15	17
Passing	26	24
Returns	1	2
TIME OF POSSESSION	30:29	29:31

Score by Quarters	Q1	Q2	Q3	Q4	OT	PTS.
Chargers	**54**	**193**	**49**	**92**	**3**	**391**
Opponents	80	115	90	99	0	384

Scoring	TD	RU	PA	RT	PAT	FG	2Pt	PTS.
A.Ekeler	18	13	5	0	0/0	0/0	0	108
C.Dicker	0	0	0	0	22/22	19/20	0	79
D.Hopkins	0	0	0	0	12/12	9/10	0	39
G.Everett	4	0	4	0	0/0	0/0	1	26
M.Williams	4	0	4	0	0/0	0/0	0	24
K.Allen	4	0	4	0	0/0	0/0	0	24
J.Palmer	3	0	3	0	0/0	0/0	1	20
D.Carter	3	0	3	0	0/0	0/0	0	18
T.Bertolet	0	0	0	0	6/6	3/3	0	15
Z.Horvath	2	0	2	0	0/0	0/0	0	12
J.Kelley	2	2	0	0	0/0	0/0	0	12
D.Parham	1	0	1	0	0/0	0/0	0	6
B.Callahan	1	0	0	1	0/0	0/0	0	6
S.Joseph	0	0	0	0	0/0	0/0	0	2
Chargers	**42**	**15**	**26**	**1**	**40/40**	**31/33**	**2**	**391**
Opponents	43	17	24	2	40/41	28/35	1	384

2-Pt. Conversions: G.Everett, J.Palmer; **Chargers 2-2**, Opponents 1-2.

Sacks: K.Mack 8.0, M.Fox 6.5, K.Van Noy 5.0, D.Tranquill 5.0, D.James 4.0, J.Bosa 2.5, C.Rumph 2.0, S.Joseph 2.0, A.Johnson 1.0, K.Murray 1.0, J.Tillery 1.0, J.Gaziano 1.0, M.Davis 1.0. **Chargers 40.0**, Opponents 39.0.

Special Teams Tackles (TT-T-A): Taylor 6-3-3, Leonard 5-4-1, Rumph 5-1-4, Reeder 4-1-3, Gilman 3-1-2, Niemann 3-0-3, Ogbongbemiga 3-1-2, Tuszka 3-1-2, Harris 2-0-2, Tranquill 2-2-0, Adderley 1-1-0, Bandy 1-1-0, Davis 1-1-0, Hall 1-1-0, Hopkins 1-0-1, Horvath 1-1-0, Layne 1-1-0.

Rushing	No.	Yds.	Avg.	Long	TD
A.Ekeler	204	915	4.5	72t	13
J.Kelley	69	287	4.2	22	2
J.Herbert	54	147	2.7	23	0
S.Michel	36	106	2.9	12	0
I.Spiller	18	41	2.3	11	0
L.Rountree	13	19	1.5	5	0
Z.Horvath	4	8	2.0	3	0
K.Allen	1	8	8.0	8	0
J.Palmer	1	4	4.0	4	0
C.Daniel	1	4	4.0	4	0
G.Everett	1	0	0.0	0	0
D.Carter	2	-15	-7.5	-5	0
Chargers	**404**	**1524**	**3.8**	**72t**	**15**
Opponents	457	2478	5.4	75t	17

Receiving	No.	Yds.	Avg.	Long	TD
A.Ekeler	107	722	6.7	23	5
J.Palmer	72	769	10.7	50t	3
K.Allen	66	752	11.4	46	4
M.Williams	63	895	14.2	55	4
G.Everett	58	555	9.6	26	4
D.Carter	46	538	11.7	35	3
J.Kelley	14	101	7.2	22	0
D.Parham	10	130	13.0	24	1
M.Bandy	10	89	8.9	25	0
T.McKitty	10	72	7.2	12	0
S.Michel	9	53	5.9	9	0
Z.Horvath	5	8	1.6	5	2
S.Smartt	4	17	4.3	8	0
I.Spiller	3	13	4.3	8	0
J.Guyton	2	64	32.0	54	0
L.Rountree	2	14	7.0	13	0
J.Herbert	2	-10	-5.0	-2	0
J.Moore	1	5	5.0	5	0
R.Rodgers	1	4	4.0	4	0
Chargers	**485**	**4791**	**9.9**	**55**	**26**
Opponents	310	3693	11.9	60t	24

Interceptions	No.	Yds.	Avg.	Long	TD
B.Callahan	3	37	12.3	26t	1
N.Adderley	2	30	15.0	30	0
A.Samuel	2	11	5.5	11	0
D.James	2	0	0.0	0	0
M.Davis	1	30	30.0	30	0
D.Tranquill	1	20	20.0	20	0
A.Gilman	1	18	18.0	18	0
K.Murray	1	16	16.0	16	0
S.Joseph	1	4	4.0	4	0
Chargers	**14**	**166**	**11.9**	**30**	**1**
Opponents	10	140	14.0	99t	1

Punting	No.	Yds.	Avg.	Net	TB	I-20	Lg.	B
J.Scott	73	3186	43.6	41.5	5	28	60	0
Chargers	**73**	**3186**	**43.6**	**41.5**	**5**	**28**	**60**	**0**
Opponents	66	3223	48.8	42.8	3	26	74	0

Punt Returns	Ret.	FC	Yds.	Avg.	Lg.	TD
D.Carter	29	17	339	11.7	28	0
Chargers	**29**	**17**	**339**	**11.7**	**28**	**0**
Opponents	19	33	58	3.1	15	0

Kickoff Returns	Ret.	Yds.	Avg.	Long	TD
D.Carter	26	497	19.1	33	0
J.Kelley	1	15	15.0	15	0
Chargers	**27**	**512**	**19.0**	**33**	**0**
Opponents	15	317	21.1	31	0

Field Goals	1-19	20-29	30-39	40-49	50+
C.Dicker	0/0	6/6	7/7	6/6	0/1
D.Hopkins	0/0	2/2	6/6	1/2	0/0
T.Bertolet	0/0	3/3	0/0	0/0	0/0
Chargers	**0/0**	**11/11**	**13/13**	**7/8**	**0/1**
Opponents	1/1	11/11	5/5	5/6	6/10

Dicker: (31G, 37G) (47G, 25G, 40G) (46G, 21G) (26G) (37G, 34G, 52N) (33G, 31G, 28G) (43G) (24G, 21G) (40G) (48G, 36G) (22G, 23G, 50G, 40N). Hopkins: (43G, 49N) (31G) (25G) (23G) (37G) (37G, 31G, 35G, 39G). Bertolet: (28G, 25G, 27G).

Defensive Tackles (TT-T-A-SK-TFL-QB Hits-INT-PD-FF-FR): Tranquill 144-93-51-5-10-8-1-4-1-0, James 115-64-51-4-5-5-2-6-2-0, Murray 76-50-26-1-7-4-1-3-1-0, Davis 61-47-14-1-2-1-1-15-0-0, Adderley 61-38-23-0-1-0-2-4-1-0, Samuel 57-48-9-0-1-0-2-11-0-1, Joseph-Day 56-27-29-2-9-6-1-1-1-1, Gilman 55-34-21-0-0-0-1-3-1-1, Mack 50-33-17-8-12-12-0-2-2-2, Callahan 47-34-13-0-2-2-3-6-0-0, Van Noy 46-30-16-5-8-9-0-3-1-2, Fox 38-24-14-6.5-8-11-0-0-0-0, Fehoko 23-10-13-0-1-0-0-0-0-0, Johnson 22-16-6-1-3-3-0-1-0-0, Taylor 16-10-6-0-0-0-0-1-0-0, Jackson 15-12-3-0-0-0-0-2-0-0, Ogbonnia 14-13-1-0-1-0-0-0-0-0, Covington 12-3-9-0-1-0-0-0-0-0, Tuszka 11-6-5-0-0-0-0-0-0, Bosa 10-8-2-2.5-3-6-0-0-1-0, Rumph 10-6-4-2-2-6-0-1-0-0, Gaziano 8-6-2-1-1-1-0-0-0-0, Tillery 8-5-3-1-0-2-0-0-1-0, Troy Reeder 7-5-2-0-0-0-1-1-0, Hinton 3-1-2-0-0-1-0-0-0-0, Ogbongbemiga 3-1-2-0-0-0-0-0-0-0, Woods 3-2-1-0-0-0-0-0-0-0, Moa 2-2-0-0-0-0-0-0-0-0, Davison 1-1-0-0-0-0-0-0-0, Layne 1-1-0-0-0-0-0-0-0-0, Leonard 0-0-0-0-0-0-0-0-1-0.

Passing	Att.	Comp.	Yds.	Comp.%	Yds./Att.	TD	TD%	Int.	Int.%	Long	Sack/Lost	Rating
J.Herbert	699	477	4739	68.2%	6.8	25	3.6%	10	1.4%	55	38/206	93.1
C.Daniel	12	8	52	66.7%	4.3	1	8.3%	0	0.0%	13	1/1	103.5
Team	**711**	**485**	**4791**	**68.2%**	**6.7**	**26**	**3.7%**	**10**	**1.4%**	**55**	**39/207**	**93.3**
Opponents	505	310	3693	61.4%	7.3	24	4.8%	14	2.8%	60t	40/287	88.0

2021 FINAL STATISTICS

(9-8 Overall) Third AFC West - Brandon Staley
Home (5-4); Away (4-4)

Date	W/L	Score	Opponent	Att.
09/12	W	20-16	at Washington	52,732
09/19	L	17-20 OT	Dallas	70,240
09/26	W	30-24	at Kansas City	72,980
10/04	W	28-14	Las Vegas	70,240
10/10	W	47-42	Cleveland	70,240
10/17	L	6-34	at Baltimore	70,704
10/31	L	24-27	New England	70,240
11/07	W	27-24	at Philadelphia	69,796
11/14	L	20-27	Minnesota	70,240
11/21	W	41-37	Pittsburgh	70,240
11/28	L	13-28	at Denver	75,807
12/05	W	41-22	at Cincinnati	51,414
12/12	W	37-21	N.Y. Giants	70,240
12/16	L	28-34 OT	Kansas City	70,240
12/26	L	29-41	at Houston	65,674
01/02	W	34-13	Denver	70,240
01/09	L	32-35 OT	at Las Vegas	62,068

Team Statistics	Chargers	Opponent
TOTAL FIRST DOWNS	401	383
Rushing	112	144
Passing	256	199
Penalty	33	40
3rd Down: Made/Att	100/221	107/216
3rd Down Pct.	45.2%	49.5%
4th Down: Made/Att	22/34	7/22
4th Down Pct.	64.7%	31.8%
TOTAL NET YARDS	6,634	6,122
Avg. Per Game	390.2	360.1
Total Plays	1128	1103
Avg. Per Play	5.9	5.6
NET YARDS RUSHING	1834	2361
Avg. Per Game	107.9	138.9
Total Rushes	423	509
NET YARDS PASSING	4,800	3,761
Avg. Per Game	282.4	221.2
Sacked/Yards Lost	31/214	35/231
Gross Yards	5,014	3,992
Attempts/Completions	674/443	559/357
Completion Pct.	65.7%	63.9%
Had Intercepted	15	11
PUNTS/AVERAGE	48/44.2	46/45.7
NET PUNTING AVG.	36.5	42.5
PENALTIES/YARDS	116/1,033	99/835
FUMBLES/BALL LOST	10/7	23/10
TOUCHDOWNS	58	52
Rushing	18	22
Passing	38	27
Returns	2	3
TIME OF POSSESSION	29:11	30:49

Score by Quarters	Q1	Q2	Q3	Q4	OT	PTS.
Chargers	81	157	52	181	3	474
Opponents	75	115	84	173	12	459

Scoring	TD	RU	PA	RT	PAT	FG	2Pt	PTS.
A.Ekeler	20	12	8	0	0/0	0/0	2	124
D.Hopkins	0	0	0	0	30/32	18/20	0	84
M.Williams	9	0	9	0	0/0	0/0	1	56
K.Allen	6	0	6	0	0/0	0/0	0	36
J.Cook	4	0	4	0	0/0	0/0	2	28
T.Vizcaino	0	0	0	0	10/15	6/7	0	28
J.Palmer	4	0	4	0	0/0	0/0	0	24
J.Herbert	3	3	0	0	0/0	0/0	1	20
D.Parham	3	0	3	0	0/0	0/0	1	20
J.Guyton	3	0	3	0	0/0	0/0	0	18
J.Jackson	2	2	0	0	0/0	0/0	0	12
T.Campbell	1	0	0	1	0/0	0/0	0	6
A.Roberts	1	0	0	1	0/0	0/0	0	6
S.Anderson	1	0	1	0	0/0	0/0	0	6
L.Rountree	1	1	0	0	0/0	0/0	0	6
Chargers	**58**	**18**	**38**	**2**	**40/47**	**24/27**	**7**	**474**
Opponents	52	22	27	3	43/44	32/35	4	459

2-Pt. Conversions: J.Cook (2), A.Ekeler (2), J.Herbert, D.Parham, M.Williams; **Chargers 7-11**, Opponents 4-7.

Sacks: J.Bosa 10.5, U.Nwosu 5.0, J.Tillery 4.5, K.Fackrell 3.0, J.Jones 3.0, D.James 2.0, D.Tranquill 1.5, L.Joseph 1.0, A.Ogbongbemiga 1.0, C.Covington 1.0, C.Rumph 1.0, K.White 1.0, N.Adderley 0.5. **Chargers 35.0**, Opponents 31.0.

Special Teams Tackles (TT-T-A): Niemann 14-10-4, Jackson 6-5-1, Hall 6-3-3, Tranquill 6-3-3, Gilman 6-2-4, Ogbongbemiga 5-4-1, Rumph 5-1-4, Anderson 4-3-1, Smith 3-3-0, Harris 3-1-2, Adderley 2-2-0, Overton 2-2-0, Campbell 2-1-1, Hopkins 2-1-1, Marshall 2-1-1, Nabers 2-1-1, Rountree 2-0-2, Christiansen 1-1-0, Feiler 1-1-0, Vizcaino 1-1-0, Webb 1-1-0, Fackrell 1-0-1, Ffrench 1-0-1, Thomas 1-0-1.

Rushing	No.	Yds.	Avg.	Long	TD
A.Ekeler	206	911	4.4	28	12
J.Jackson	68	364	5.4	75	2
J.Herbert	63	302	4.8	36	3
J.Kelley	33	102	3.1	14	0
L.Rountree	36	87	2.4	13	1
J.Guyton	7	34	4.9	21	0
A.Roberts	3	19	6.3	9	0
G.Nabers	3	8	2.7	4	0
J.Palmer	1	6	6.0	6	0
M.Ffrench	1	3	3.0	3	0
C.Daniel	2	-2	-1.0	-1	0
Chargers	**423**	**1834**	**4.3**	**75**	**18**
Opponents	509	2361	4.6	52t	22

Receiving	No.	Yds.	Avg.	Long	TD
K.Allen	106	1,138	10.7	42	6
M.Williams	76	1,146	15.1	72t	9
A.Ekeler	70	647	9.2	40	8
J.Cook	48	564	11.8	42	4
J.Palmer	33	353	10.7	36	4
J.Guyton	31	448	14.5	59t	3
J.Jackson	22	178	8.1	25	0
D.Parham	20	190	9.5	22t	3
S.Anderson	16	165	10.3	34	1
T.McKitty	6	45	7.5	12	0
J.Kelley	5	38	7.6	17	0
J.Moore	3	56	18.7	24	0
K.Hill	3	30	10.0	19	0
G.Nabers	3	17	5.7	8	0
L.Rountree	1	-1	-1.0	0	0
Chargers	**443**	**5014**	**11.3**	**72t**	**38**
Opponents	357	3992	11.2	71t	27

Interceptions	No.	Yds.	Avg.	Long	TD
A.Samuel	2	26	13.0	26	0
K.White	2	22	11.0	22	0
D.James	2	20	10.0	15	0
U.Nwosu	1	2	2.0	2	0
N.Niemann	1	0	0.0	0	0
A.Gilman	1	0	0.0	0	0
C.Harris	1	0	0.0	0	0
M.Davis	1	0	0.0	0	0
Chargers	**11**	**70**	**6.4**	**26**	**0**
Opponents	15	167	11.1	70t	3

Punting	No.	Yds.	Avg.	Net	TB	I-20	Lg.	B
T.Long	46	2,091	45.5	36.8	2	11	69	1
T.Vizcaino	1	32	32.0	26.0	0	1	32	0
Chargers	**48**	**2,123**	**44.2**	**36.5**	**2**	**12**	**69**	**1**
Opponents	46	2,104	45.7	42.5	2	17	63	0

Punt Returns	Ret.	FC	Yds.	Avg.	Lg.	TD
A.Roberts	12	9	66	5.5	15	0
K.Hill	6	3	41	6.8	12	0
J.Guyton	0	1	0	0.0	0	0
M.Ffrench	0	1	0	0.0	0	0
Chargers	**18**	**14**	**107**	**5.9**	**15**	**0**
Opponents	30	5	329	11.0	45	0

Kickoff Returns	Ret.	Yds.	Avg.	Long	TD
A.Roberts	19	624	32.8	101	1
L.Rountree	7	117	16.7	24	0
M.Bandy	4	88	22.0	27	0
K.Hill	3	50	16.7	18	0
N.Adderley	3	48	16.0	19	0
J.Guyton	2	32	16.0	22	0
M.Ffrench	1	17	17.0	17	0
Chargers	**39**	**976**	**25.0**	**101t**	**1**
Opponents	34	913	26.9	44	0

Field Goals	1-19	20-29	30-39	40-49	50+
D.Hopkins	1/ 1	5/ 5	4/ 4	7/ 7	1/ 3
T.Vizcaino	0/ 0	3/ 3	2/ 2	1/ 2	0/ 0
Chargers	**1/ 1**	**8/ 8**	**6/ 6**	**8/ 9**	**1/ 3**

Vizcaino: (33G, 27G) (46G, 44N, 32G, 29G) (24G) () () ().
Hopkins: (48G) (30G, 29G) (46G, 24G) (30G, 41G) (52N) (43G, 43G) (27G, 28G, 39G) () (50G, 46G, 35G) (19G, 23G) (51N, 41G).

Defensive Tackles (TT-T-A-SK-TFL-QB Hits-INT-PD-FF-FR): White 144-90-54-1-7-4-2-3-2-0, James 118-75-43-2-7-7-2-5-3-0, Adderley 97-67-30-0.5-3-2-0-5-1-1, Tranquill 70-42-28-1.5-5-3-0-1-0-1, Joseph 57-30-27-1-3-2-0-0-0-0, Davis 54-42-12-0-1-0-1-11-0-2, Covington 52-30-22-1-3-1-0-0-1-0, Bosa 51-36-15-10.5-5-20-0-0-7-0, Tillery 51-24-27-4.5-6-14-0-0-0-0, Samuel 43-33-10-0-1-0-2-11-0-0, Nwosu 40-24-16-5-8-16-1-4-2-1, Campbell 38-30-8-0-0-0-0-4-2-1, Harris 37-30-7-0-0-1-1-6-0-0, Jones 37-19-18-3-5-5-0-1-0-2, Gilman 36-26-10-0-0-0-1-1-0-0, Murray 31-17-14-0-2-0-0-0-0-0, Ogbongbemiga 21-13-8-1-2-2-0-0-0-0, Marshall 17-5-12-0-0-0-0-0-0-0, Fackrell 16-11-5-3-4-0-1-1-1, Rumph 14-7-7-1-2-3-0-0-0-0, Gaziano 13-8-5-0-1-2-0-1-0-0, Fehoko 13-5-8-0-0-0-0-0-0-0, Niemann 8-5-3-0-0-0-1-1-0-0, Harris 6-5-1-0-0-0-0-0-0-0, Merrill 4-2-2-0-0-0-0-0-0-0, Webb 2-2-0-0-0-0-0-0-0-0, Smith 2-1-1-0-0-0-0-0-0-0, Egbule 2-1-1-0-0-1-0-0-0-0, Hall 1-1-0-0-0-1-0-0-0-0, Bassey 1-1-0-0-0-0-0-0-0-0, Brown 1-1-0-0-0-0-0-0-0-0, Banks 1-0-1-0-0-0-0-0-0-0.

Passing	Att.	Comp.	Yds.	Comp.%	Yds./Att.	TD	TD%	Int.	Int.%	Long	Sack/Lost	Rating
J.Herbert	672	443	5,014	65.9%	7.5	38	5.7%	15	2.2%	72t	31/214	97.7
K.Allen	1	0	0	0.0%	0.0	0	0.0%	0	0.0%	0	0/0	39.6
T.Long	1	0	0	0.0%	0.0	0	0.0%	0	0.0%	0	0/0	39.6
Team	**674**	**443**	**5014**	**65.7%**	**7.4**	**38**	**5.6%**	**15**	**2.2%**	**72t**	**31/214**	**97.4**
Opponents	543	340	3715	62.6%	6.8	29	5.3%	12	2.2%	54t	27/137	91.4

2020 FINAL STATISTICS

(7-9 Overall) Third AFC West - Anthony Lynn
Home (4-4); Away (3-5)

Date	W/L	Score	Opponent	Att.
09/13	W	16-13	at Cincinnati	—
09/20	L	20-23 OT	Kansas City	—
09/27	L	16-21	Carolina	—
10/04	L	31-38	at Tampa Bay	6,383
10/12	L	27-30 OT	at New Orleans	749
10/25	W	39-29	Jacksonville	—
11/01	L	30-31	at Denver	5,231
11/08	L	26-31	Las Vegas	—
11/15	L	21-29	at Miami	12,751
11/22	W	34-28	N.Y. Jets	—
11/29	L	17-27	at Buffalo	—
12/06	L	0-45	New England	—
12/13	W	20-17	Atlanta	—
12/17	W	30-27 OT	at Las Vegas	—
12/27	W	19-16	Denver	—
01/03	W	38-21	at Kansas City	13,240

Team Statistics	Chargers	Opponent
TOTAL FIRST DOWNS	373	324
Rushing	111	112
Passing	226	186
Penalty	36	26
3rd Down: Made/Att	99/224	89/204
3rd Down Pct.	44.2%	43.6%
4th Down: Made/Att	12/25	10/15
4th Down Pct.	48.0%	66.7%
TOTAL NET YARDS	6,113	5,495
Avg. Per Game	382.1	343.4
Total Plays	1127	997
Avg. Per Play	5.4	5.5
NET YARDS RUSHING	1784	1917
Avg. Per Game	111.5	119.8
Total Rushes	466	427
NET YARDS PASSING	4329	3578
Avg. Per Game	270.6	223.6
Sacked/Yards Lost	34/219	27/137
Gross Yards	4548	3715
Attempts/Completions	627/413	543/340
Completion Pct.	65.9%	62.6%
Had Intercepted	10	12
PUNTS/AVERAGE	60/44.5	61/47.4
NET PUNTING AVG.	34.1	42.2
PENALTIES/YARDS	85/710	94/869
FUMBLES/BALL LOST	16/6	15/7
TOUCHDOWNS	45	49
Rushing	12	17
Passing	31	29
Returns	2	3
TIME OF POSSESSION	31:14	28:46

Score by Quarters	Q1	Q2	Q3	Q4	OT	PTS.
Chargers	73	146	89	70	6	384
Opponents	84	111	102	120	9	426

Scoring	TD	RU	PA	RT	PAT	FG	S	PTS.
M.Badgley	0	0	0	0	36/39	24/33	0	108
K.Allen	8	0	8	0	0/0	0/0	1	50
M.Williams	5	0	5	0	0/0	0/0	0	30
J.Herbert	5	5	0	0	0/0	0/0	0	30
H.Henry	4	0	4	0	0/0	0/0	0	24
K.Ballage	3	3	0	0	0/0	0/0	0	18
D.Parham	3	0	3	0	0/0	0/0	0	18
J.Guyton	3	0	3	0	0/0	0/0	0	18
T.Johnson	3	0	3	0	0/0	0/0	0	18
A.Ekeler	3	1	2	0	0/0	0/0	0	18
G.Nabers	2	0	2	0	0/0	0/0	0	12
J.Kelley	2	2	0	0	0/0	0/0	0	12
J.Reed	1	1	0	0	0/0	0/0	0	6
T.Campbell	1	0	0	1	0/0	0/0	0	6
V.Green	1	0	1	0	0/0	0/0	0	6
M.Davis	1	0	0	1	0/0	0/0	0	6
J.Jackson	0	0	0	0	0/0	0/0	1	2
I.Rochell	0	0	0	0	0/0	0/0	0	2
Chargers	**45**	**12**	**31**	**2**	**36/39**	**24/33**	**2**	**384**
Opponents	49	17	29	3	40/44	28/32	3	426

2-Pt. Conversions: K.Allen, J.Jackson. **Chargers 2-5**, Opponents 3-5.

Sacks: J.Bosa 7.5, U.Nwosu 4.5, J.Tillery 3.0, I.Rochell 2.5, N.Vigil 2.0, D.Perryman 1.0, R.Jenkins 1.0, J.Jones 1.0, K.Murray 1.0, D.Square 1.0, D.King 1.0, K.White 0.5, J.Addae 0.5, C.Harris 0.5 **Chargers 27.0**, Opponents 40.0.

Special Teams Tackles (TT-T-A): Facyson 9-7-2, Vigil 8-3-5, Bello 7-5-2, Anderson 5-3-2, Egbule 5-4-1, Jefferson 5-3-2, Nabers 5-3-2, Addae 4-1-3, Gilman 4-4-0, Long 4-3-1, Mazza 4-1-3, Campbell 3-2-1, Jackson 3-1-2, Jenkins 3-2-1, Nwosu 3-3-0, Reed 3-2-1, Christiansen 2-1-1, Rochell 2-1-1, Davis 1-0-1, Guyton 1-0-1, Kelley 1-1-0, King 1-1-0, Lemonier 1-1-0, Watkins 1-1-0.

Rushing	No.	Yds.	Avg.	Long	TD
A.Ekeler	116	530	4.6	27	1
J.Kelley	111	354	3.2	33	2
K.Ballage	88	290	3.3	17	3
J.Jackson	59	270	4.6	36	0
J.Herbert	55	234	4.3	31	5
T.Pope	15	76	5.1	26	0
J.Reed	5	29	5.8	8	1
T.Johnson	3	17	5.7	7	0
T.Taylor	6	7	1.2	4	0
G.Nabers	2	7	3.5	4	0
M.Williams	1	1	1.0	1	0
J.Guyton	2	0	0.0	4	0
K.Allen	1	-1	-1.0	-1	0
E.Stick	1	-2	-2.0	-2	0
T.Long	1	-28	-28.0	-28	0
Chargers	**466**	**1784**	**3.8**	**36**	**12**
Opponents	427	1917	4.5	55t	17

Receiving	No.	Yds.	Avg.	Long	TD
K.Allen	100	992	9.9	28	8
H.Henry	60	613	10.2	33	4
A.Ekeler	54	403	7.5	28	2
M.Williams	48	756	15.8	64t	5
J.Guyton	28	511	18.3	72t	3
J.Kelley	23	148	6.4	35	0
T.Johnson	20	398	19.9	55	3
K.Ballage	20	99	5.0	16	0
J.Jackson	19	173	9.1	34	0
D.Parham	10	159	15.9	26	3
S.Anderson	8	106	13.3	23	0
T.Pope	8	42	5.3	11	0
K.Hill	7	73	10.4	25	0
G.Nabers	5	25	5.0	9	2
V.Green	3	50	16.7	26t	1
Chargers	**413**	**4548**	**11.0**	**72t**	**31**
Opponents	340	3715	10.9	54t	29

Interceptions	No.	Yds.	Avg.	Long	TD
M.Davis	3	86	28.7	78t	1
R.Jenkins	2	23	11.5	23	0
C.Harris	1	51	51.0	51	0
N.Adderley	1	39	39.0	39	0
C.Hayward	1	9	9.0	9	0
T.Campbell	1	6	6.0	6t	1
J.Addae	1	3	3.0	3	0
M.Williams	1	0	0.0	0	0
M.Ingram	1	0	0.0	0	0
Chargers	**12**	**217**	**18.1**	**78t**	**2**
Opponents	10	146	14.6	66	0

Punting	No.	Yds.	Avg.	Net	TB	I-20	Lg.	B
T.Long	57	2669	46.8	34.1	3	12	63	3
Chargers	**60**	**2669**	**44.5**	**34.1**	**3**	**12**	**63**	**3**
Opponents	61	2893	47.4	42.2	11	26	70	0

Punt Returns	Ret.	FC	Yds.	Avg.	Lg.	TD
K.Hill	12	11	83	6.9	30	0
D.King	6	4	17	2.8	7	0
Chargers	**18**	**15**	**100**	**5.6**	**30**	**0**
Opponents	37	8	564	15.2	70t	1

Kickoff Returns	Ret.	Yds.	Avg.	Long	TD
J.Reed	21	435	20.7	46	0
N.Adderley	11	318	28.9	76	0
T.Johnson	6	111	18.5	26	0
J.Kelley	2	39	19.5	21	0
T.Pope	1	14	14.0	14	0
K.Hill	1	7	7.0	7	0
Chargers	**42**	**924**	**22.0**	**76**	**0**
Opponents	34	913	26.9	44	0

Field Goals	1-19	20-29	30-39	40-49	50+
M.Badgley	0/0	8/8	6/6	8/13	2/6
Chargers	**0/0**	**8/8**	**6/6**	**8/13**	**2/6**
Opponents	0/0	6/6	9/11	6/8	7/7

Badgley: (24G, 43G, 50N, 22G) (41G, 23G) (41G) (53G, 47N) (50N) (35G, 48N, 35G) (52G, 47G, 33G) (48N, 45G, 29G) () (44G, 23G) (27) (46N, 58N) (35G, 43G) (22G, 47N, 51N) (37G, 43G, 25G, 37G) ().

Defensive Tackles (TT-T-A-SK-TFL-QB Hits-INT-PD-FF-FR): Murray 107-61-39-1.0-5-1-0-3-0-0, Jenkins 81-55-25-1.0-4-1-2-4-0-0, White 77-45-27-0.5-4-3-0-3-0-0, Adderley 69-56-11-0.0-0-1-1-3-0-1, Davis 63-46-15-0.0-2-0-3-14-0-0, Joseph 62-30-29-0.0-3-2-0-0-0-0, Perryman 48-24-23-1.0-3-2-0-1-1-0, Vigil 42-24-16-2.0-3-0-0-1-1-2, Hayward 41-36-5-0.0-0-0-1-8-0-0, Bosa 39-24-10-7.5-15-27-0-1-0-1, Harris 37-25-12-0.5-1-1-1-2-0-0, Jones 34-14-15-1.0-5-4-0-0-0-0, Tillery 30-18-11-3.0-3-14-0-2-2-1, Nwosu 30-16-13-4.5-5-11-0-2-0-0, Rochell 27-13-11-2.5-1-3-0-1-0-0, King 23-14-5-1.0-0-1-0-0-0-0, Square 20-8-11-1.0-1-2-0-0-0-0, Campbell 19-14-5-0.0-0-1-1-3-1-0, Addae 17-11-5-0.5-0-1-1-2-0-0, Ingram 10-4-5-0.0-0-5-1-2-0-0, Facyson 7-6-1-0.0-0-0-0-0-1-0, Watkins 7-7-0-0.0-0-0-0-0-0-0-0, Broughton 4-0-4-0.0-0-0-0-1-0-0, Gilman 3-1-2-0.0-0-1-0-0-0-0-0, Egbule 2-0-2-0.0-0-1-0-0-0-0, Tranquill 1-1-0-0.0-0-0-0-0-0-0-0, Gaziano 1-0-1-0.0-0-1-0-0-0-0, Lemonier 1-0-1-0.0-0-2-0-0-0-0.

Passing	Att.	Comp.	Yds.	Comp.%	Yds./Att.	TD	TD%	Int.	Int.%	Long	Sack/Lost	Rating
J.Herbert	595	396	4336	66.6%	7.3	31	5.2%	10	1.7%	72t	32/218	98.3
T.Taylor	30	16	208	53.3%	6.9	0	0.0%	0	0.0%	37	2/1	75.4
E.Stick	1	1	4	100.0%	4.0	0	0.0%	0	0.0%	4	0/0	83.3
K.Allen	1	0	0	0.0%	0.0	0	0.0%	0	0.0%	0	0/0	39.6
Chargers	**627**	**413**	**4548**	**65.9%**	**7.2**	**31**	**4.9%**	**10**	**1.6%**	**72t**	**34/219**	**97.0**
Opponents	543	340	3715	62.6%	6.8	29	5.3%	12	2.2%	54t	27/137	91.4

2019 FINAL STATISTICS

(5-11 Overall) Fourth AFC West - Anthony Lynn
Home (2-6); Away (3-5)

Date	W/L	Score	Opponent	Att.
09/08	W	30-24 OT	Indianapolis	25,363
09/15	L	10-13	at Detroit	60,158
09/22	L	20-27	Houston	25,349
09/29	W	30-10	at Miami	64,278
10/06	L	13-20	Denver	25,357
10/13	L	17-24	Pittsburgh	25,425
10/20	L	20-23	at Tennessee	62,431
10/27	W	17-16	at Chicago	61,632
11/03	W	26-11	Green Bay	25,435
11/07	L	24-26	at Oakland	51,954
11/18	L	17-24	Kansas City	76,252
12/01	L	20-23	at Denver	74,638
12/08	W	45-10	at Jacksonville	57,866
12/15	L	10-39	Minnesota	25,446
12/22	L	17-24	Oakland	25,380
12/29	L	21-31	at Kansas City	73,680

Team Statistics	Chargers	Opponent
TOTAL FIRST DOWNS	348	285
Rushing	90	101
Passing	220	156
Penalty	39	28
3rd Down: Made/Att	86/194	88/195
3rd Down Pct.	44.3%	45.1%
4th Down: Made/Att	10/18	8/13
4th Down Pct.	55.6%	61.5%
TOTAL NET YARDS	5879	5009
Avg. Per Game	367.4	313.1
Total Plays	997	923
Avg. Per Play	5.9	5.4
NET YARDS RUSHING	1453	1805
Avg. Per Game	90.8	112.8
Total Rushes	366	429
NET YARDS PASSING	4426	3204
Avg. Per Game	276.6	200.3
Sacked/Yards Lost	34/222	30/190
Gross Yards	4648	3394
Attempts/Completions	597/394	464/328
Completion Pct.	66.0%	70.7%
Had Intercepted	20	11
PUNTS/AVERAGE	48/47.0	60/44.4
NET PUNTING AVG.	48/40.9	60/41.4
PENALTIES/YARDS	103/872	108/959
FUMBLES/BALL LOST	21/11	16/3
TOUCHDOWNS	37	40
Rushing	12	15
Passing	24	21
Returns	1	4
TIME OF POSSESSION	30:37	29:23

Score by Quarters	Q1	Q2	Q3	Q4	OT	PTS.
Chargers	53	115	69	94	6	337
Opponents	87	89	88	81	0	345

Scoring	TD	RU	PA	RT	PAT	FG	S	PTS.
A.Ekeler	11	3	8	0	0/0	0/0	0	66
M.Badgley	0	0	0	0	19/19	13/16	0	58
M.Gordon	9	8	1	0	0/0	0/0	0	54
K.Allen	6	0	6	0	0/0	0/0	0	36
H.Henry	5	0	5	0	0/0	0/0	0	32
T.Long	0	0	0	0	9/9	7/9	0	30
C.McLaughlin	0	0	0	0	7/7	6/9	9	25
M.Williams	2	0	2	0	0/0	0/0	0	12
V.Green	1	0	1	0	0/0	0/0	0	6
D.King	1	0	1	0	0/0	0/0	0	6
T.Pope	1	0	1	0	0/0	0/0	0	6
D.Watt	1	0	1	0	0/0	0/0	0	6
Chargers	**37**	**12**	**24**	**1**	**35/35**	**26/34**	**0**	**337**
Opponents	40	15	21	4	32/38	23/33	0	345

2-Pt. Conversions: H.Henry. **Chargers 1-1**, Opponents 2-2.

Sacks: J.Bosa 11.5, M.Ingram 7.0, D.King 2.5, U.Nwosu 2.0, J.Tillery 2.0, T.Davis 1.0, B.Mebane 1.0, I.Rochell 1.0, R.Teamer 1.0, Team 1.0. **Chargers 30**, Opponents 34

Special Teams Tackles (T-A-TT): Watt 16-13-3, Tranquill 11-11-0, Dzubnar 8-3-5, Facyson 6-5-1, Brown 5-4-1, G.Davis 5-5-0, Nwosu 4-2-2, Phillips 4-2-2, Pope 4-3-1, Watkins 3-2-1, Adderley 2-2-0, Egbule 2-2-0, Moore 2-0-2, Patton 2-1-1, Rochell 2-0-2, Jenkins 1-0-1, King 1-1-0, Luani1-0-1, Mazza 1-1-0.

Rushing	No.	Yds.	Avg.	Long	TD
M.Gordon	162	612	3.8	24	8
A.Ekeler	132	557	4.2	35	3
J.Jackson	29	200	6.9	40	0
P.Rivers	12	29	2.4	12	0
T.Pope	10	20	2.0	8	0
K.Allen	3	16	5.3	18	0
D.Watt	7	10	1.4	3	1
T.Taylor	10	7	0.7	9	0
M.Williams	1	2	2.0	2	0
Chargers	**366**	**1453**	**4.0**	**40**	**12**
Opponents	429	1805	4.2	84t	15

Receiving	No.	Yds.	Avg.	Long	TD
K.Allen	104	1199	11.5	46	6
A.Ekeler	92	993	10.8	84t	8
H.Henry	55	652	11.9	30t	5
M.Williams	49	1001	20.4	56	2
M.Gordon	42	296	7.0	25	1
V.Green	9	79	8.7	15	1
J.Jackson	9	22	2.4	9	0
D.Inman	8	132	16.5	28	0
A.Patton	6	56	9.3	15	0
T.Benjamin	6	30	5.0	13	0
L.Kendricks	3	50	16.7	24	0
G.Davis	3	38	12.7	19	0
D.Watt	3	32	10.7	21	0
J.Moore	2	43	21.5	32	0
T.Pope	2	14	7.0	13t	1
S.Culkin	1	12	12.0	12	0
Chargers	**394**	**4648**	**11.8**	**84t**	**24**
Opponents	328	3394	10.3	70t	21

Interceptions	No.	Yds.	Avg.	Long	TD
R.Jenkins	3	10	3.3	8	0
C.Hayward	2	37	18.5	37	0
M.Davis	2	15	7.5	15	0
M.Ingram	1	9	9.0	9	0
R.Teamer	1	3	3.0	3	0
D.Perryman	1	0	0.0	0	0
K.White	1	0	0.0	0	0
Chargers	**11**	**74**	**6.7**	**37**	**0**
Opponents	20	274	13.7	59	1

Punting	No.	Yds.	Avg.	Net	TB	I-20	Lg.	B
T.Long	48	2256	47.0	40.9	2	17	60	0
Chargers	**48**	**2256**	**47.0**	**40.9**	**2**	**17**	**60**	**0**
Opponents	60	2663	44.4	41.4	3	29	74	0

Punt Returns	Ret.	FC	Yds.	Avg.	Lg.	TD
D.King	21	11	118	5.6	68t	1
T.Pope	1	6	0	0.0	0	0
Chargers	**22**	**17**	**118**	**5.4**	**68t**	**1**
Opponents	33	8	252	7.6	24	0

Kickoff Returns	Ret.	Yds.	Avg.	Long	TD
D.King	16	331	20.7	43	0
T.Pope	14	288	20.6	34	0
J.Jackson	5	107	21.4	28	0
Chargers	**35**	**726**	**20.7**	**43**	**0**
Opponents	36	883	24.5	104t	1

Field Goals	1-19	20-29	30-39	40-49	50+
M.Badgley	0/0	5/5	2/2	6/8	0/1
T.Long	0/0	0/0	2/3	4/5	1/1
C.McLaughlin	0/0	2/2	2/2	1/4	1/1
Chargers	**0/0**	**7/7**	**6/7**	**11/17**	**2/3**
Opponents	1/1	7/8	3/4	9/12	3/8

Badgley:() () () () () () () () (29G, 40G, 34G, 43G, 44N) (27G) (27G, 40N, 26G, 49G) (30G, 55N, 46G) (40G) (41G) (27G) ().

Long: (40G), (39G, 39N, 41N) (34G, 43G) (44G, 45G, 51G) () () () () () () () () () () ().

Defensive Tackles (T-A-TT-SK-TFL-QB Hits-INT-PD-FF-FR: T.Davis 65-47-112-1.0-3-2-0-2-0-0, Perryman 50-18-68-0.0-5-0-1-1-1-0, Bosa 47-20-67-11.5-18-31-0-0-1-0, Tranquill 50-14-64-0.0-4-0-0-1-0-0, Jenkins 34-19-53-0.0-2-0-3-4-0-0, King 39-11-50-2.5-4-4-0-2-1-1, Ingram 39-9-48-7.0-11-12-1-5-0-1, White 25-15-40-0.0-1-0-1-2-0-0, Teamer 30-10-40-1.0-1-1-1-2-0-0, M.Davis 31-8-39-0.0-0-0-2-9-0-0, Facyson 25-10-35-0.0-2-0-0-1-0-0, James 23-11-34-0.0-3-0-0-1-0-0, Hayward 28-4-32-0.0-0-0-2-8-0-0, Phillips 22-10-32-0.0-1-0-0-0-0-0, Jones 18-12-30-0.0-2-3-0-1-1-0, Mebane 15-12-27-1.0-1-2-0-0-0-0, Square 15-12-27-0.0-1-1-0-2-0-0, Nwosu 21-6-27-2.0-5-7-0-1-1-0, Watkins 18-8-26-0.0-1-0-0-1-0-0-0, Tillery 9-8-17-2.0-3-3-0-0-0-0, Rochell 3-7-10-1.0-1-1-0-1-0-0, Brown 4-1-5-0.0-0-0-0-0-0-0-1, Broughton 4-1-5-0.0-0-0-0-0-0-0, S.Williams 2-3-5-0.0-0-0-0-1-0-0, Egbule 2-0-2-0.0-0-0-0-0-0-0, McGill 0-2-2-0.0-0-0-0-0-0-0, Guyton 1-0-1-0.0-0-0-0-0-0-0, Kendricks 0-0-0-0.0-0-0-0-0-1-0.

Passing	Att.	Comp.	Yds.	Comp.%	Yds./Att.	TD	TD%	Int.	Int.%	Long	Sack/Lost	Rating
P.Rivers	591	390	4615	66.0%	7.81	23	3.9%	20	3.4%	84t	34/222	88.5
T.Taylor	6	4	33	66.7%	5.50	1	16.7%	0	0.0%	14t	0/0	120.1
Chargers	**597**	**394**	**4648**	**66.0%**	**7.79**	**24**	**4.0%**	**20**	**3.4%**	**84t**	**34/222**	**89.0**
Opponents	464	328	3394	70.7%	7.31	21	4.5%	11	2.4%	70t	30/190	96.7

2018 FINAL STATISTICS

(12-4 Overall) Second AFC West - Anthony Lynn
Home (5-3); Away (7-1)

Date	W/L	Score	Opponent	Att.
09/09	L	28-38	Kansas City	25,351
09/16	W	31-20	at Buffalo	69,187
09/23	L	23-35	at L.A. Rams	68,947
09/30	W	29-27	San Francisco	25,397
10/07	W	26-10	Oakland	25,362
10/14	W	38-14	at Cleveland	67,431
10/21	W	20-19	Tennessee	84,301
11/04	W	25-17	at Seattle	68,989
11/11	W	20- 6	at Oakland	54,750
11/18	L	22-23	Denver	25,462
11/25	W	45-10	Arizona	25,343
12/02	W	33-30	at Pittsburgh	61,069
12/09	W	26-21	Cincinnati	25,358
12/13	W	29-28	at Kansas City	75,091
12/22	L	10-22	Baltimore	25,571
12/30	W	23- 9	at Denver	75,947
AFC Wild Card Playoffs				
01/06	W	23-17	at Baltimore	70,432
AFC Divisional Playoffs				
01/13	L	28-41	at New England	65,878

Team Statistics	Chargers	Opponent
TOTAL FIRST DOWNS	338	311
Rushing	100	101
Passing	213	178
Penalty	25	32
3rd Down: Made/Att	70/177	79/202
3rd Down Pct.	39.5%	39.1%
4th Down: Made/Att	7/8	11/20
4th Down Pct.	87.5	55.0
TOTAL NET YARDS	5962	5339
Avg. Per Game	372.6	333.7
Total Plays	945	981
Avg. Per Play	6.3	5.4
NET YARDS RUSHING	1873	1693
Avg. Per Game	117.1	105.8
Total Rushes	399	395
NET YARDS PASSING	4089	3646
Avg. Per Game	255.6	227.9
Sacked/Yards Lost	34/227	38/240
Gross Yards	4316	3886
Attempts/Completions	512/348	548/351
Completion Pct.	68.0%	64.1%
Had Intercepted	12	13
PUNTS/AVERAGE	62/42.6	67/47.7
NET PUNTING AVG.	62/37.2	67/40.6
PENALTIES/YARDS	113/967	103/828
FUMBLES/BALL LOST	17/7	18/7
TOUCHDOWNS	51	38
Rushing	16	11
Passing	32	23
Returns	3	4
TIME OF POSSESSION	30:43	29:17

Score by Quarters	Q1	Q2	Q3	Q4	OT	PTS.
Chargers	**78**	**151**	**99**	**100**	**0**	**428**
Opponents	98	66	73	92	3	329

Scoring	TD	RU	PA	RT	PAT	FG	S	PTS.
M.Gordon	14	10	4	0	0/0	0/0	0	88
M.Badgley	0	0	0	0	27/28	15/16	0	72
M.Williams	11	1	10	0	0/0	0/0	0	68
K.Allen	6	0	6	0	0/0	0/0	0	38
C.Sturgis	0	0	0	0	9/15	9/13	0	36
A.Ekeler	6	3	3	0	0/0	0/0	0	36
T.Williams	5	0	5	0	0/0	0/0	0	30
A.Gates	2	0	2	0	0/0	0/0	0	16
D.King	2	0	0	2	0/0	0/0	0	12
J.Jackson	2	2	0	0	0/0	0/0	0	12
V.Green	1	0	1	0	0/0	0/0	0	6
T.Benjamin	1	0	1	0	0/0	0/0	0	6
K.Emanuel	1	0	0	1	0/0	0/0	0	6
Chargers	**51**	**16**	**32**	**3**	**36/43**	**24/29**	**0**	**428**
Opponents	38	11	23	4	30/31	23/30	0	329

2-Pt. Conversions: Gates 2, Gordon 2, Allen, M. Williams **Chargers 6-8**, Opponents 1-7

Sacks: M.Ingram 7.0, J.Bosa 5.5, I.Rochell 5.0, D.Philon 4.0, D.James 3.5, U.Nwosu 3.5, D.Square 3.0, C.Liuget 1.5, J.Addae 1.0, J.Brown 1.0, B.Mebane 1.0, K.Emanuel 1.0, J.Jones 0.5, R.Jenkins 0.5 **Chargers 38**, Opponents 33

Special Teams Tackles (T-A-TT): Phillips 11-6-17, Dzubnar 6-4-10, Nwosu 6-4-10, Jenkins 5-5-10, Ekeler 8-0-8, G. Davis 3-5-8, M. Davis 5-1-6, Richards 4-1-5, Watt 2-3-5, Brown 2-2-4, Emanuel 2-2-4, Facyson 2-1-3, Johnson 2-1-3, Newsome 2-1-3, Pullard 2-1-3, Wilson 2-0-2, Badgley 1-1-2, King 1-0-1, Sturgis 1-0-1

Rushing	No.	Yds.	Avg.	Long	TD
M.Gordon	175	885	5.1	34t	10
A.Ekeler	106	554	5.2	41	3
J.Jackson	50	206	4.1	20	2
K.Allen	9	75	8.3	28	0
D.Newsome	11	49	4.5	16	0
T.Benjamin	7	41	5.9	19	0
M.Williams	7	28	4.0	19t	1
T.Williams	2	15	7.5	14	0
D.Watt	4	11	2.8	8	0
P.Rivers	18	7	0.4	7	0
G.Smith	8	2	0.3	9	0
M.Ingram	1	0	0.0	0	0
J.Jones	1	0	0.0	0	0
Chargers	**399**	**1873**	**4.7**	**41**	**16**
Opponents	395	1693	4.3	43	11

Receiving	No.	Yds.	Avg.	Long	TD
K.Allen	97	1196	12.3	54	6
M.Gordon	50	490	9.8	66t	4
M.Williams	43	664	15.4	55t	10
T.Williams	41	653	15.9	75t	5
A.Ekeler	39	404	10.4	44t	3
A.Gates	28	333	11.9	27	2
V.Green	19	210	11.1	26	1
J.Jackson	15	135	9.0	19	0
T.Benjamin	12	186	15.5	46t	1
D.Newsome	2	19	9.5	11	0
S.Culkin	1	24	24.0	24	0
D.Watt	1	2	2.0	2	0
G.Davis	0	0	0	0	0
Chargers	**348**	**4316**	**12.4**	**75t**	**32**
Opponents	351	3886	11.1	82t	23

Interceptions	No.	Yds.	Avg.	Long	TD
D.King	3	75	25.0	42t	1
D.James	3	30	10.0	23	0
T.Williams	1	86	86.0	86	0
J.Addae	1	19	19.0	19	0
D.Perryman	1	16	16.0	16	0
K.White	1	9	9.0	9	0
M.Ingram	1	8	8.0	8	0
I.Rochell	1	4	4.0	4	0
A.Phillips	1	0	0.0	0	0
Chargers	**13**	**247**	**19.0**	**86**	**1**
Opponents	12	87	7.3	42	1

Punting	No.	Yds.	Avg.	Net	TB	I-20	Lg.	B
D.Jones	47	1990	42.3	38.0	3	15	59	0
D.Kaser	13	629	48.4	35.4	1	5	66	1
C.Sturgis	1	24	24.0	24.0	0	1	24	0
Chargers	**62**	**2643**	**42.6**	**37.2**	**4**	**21**	**66**	**1**
Opponents	67	3195	47.7	40.6	6	27	67	0

Punt Returns	Ret.	FC	Yds.	Avg.	Lg.	TD
D.King	23	8	318	13.8	73t	1
J.Jones	5	2	24	4.8	11	0
T.Benjamin	5	4	16	3.2	8	0
K.Allen	1	1	0	0.0	0	0
Chargers	**34**	**15**	**358**	**10.5**	**73t**	**1**
Opponents	28	15	257	9.2	91t	1

Kickoff Returns	Ret.	Yds.	Avg.	Long	TD
D.King	22	522	23.7	40	0
J.Jones	3	69	23.0	33	0
K.Allen	1	25	25.0	25	0
D.James	1	20	20.0	20	0
T.Benjamin	1	17	17.0	17	0
Chargers	**28**	**653**	**23.3**	**40**	**0**
Opponents	61	1322	21.7	51	0

Field Goals	1-19	20-29	30-39	40-49	50+
M.Badgley	0/ 0	4/ 4	5/ 5	5/ 5	1/ 2
C.Sturgis	0/ 0	4/ 4	2/ 2	3/ 6	0/ 1
Chargers	**0/ 0**	**8/ 8**	**7/ 7**	**8/ 11**	**1/ 3**
Opponents	0/ 0	7/ 7	7/ 7	8/ 10	1/ 6

Badgley:()()()()(44G)(29G,28G)()(27G,41G)(46G,45G,30G)(31G)(52N,29G)59G,31G,32G,45G)()(38G)().Sturgis:(45G,39G,48N)(24G)(26G)(54N,48G,25G, 21G)(49G,48N,30G)()()(42N)()()()()()()()()

Defensive Tackles (T-A-TT-SK-TFL-QB Hits-INT-PD-FF-FR: James 79-30-109-3.5-3.5-6-3-15-0-0, Brown 69-31-10-0-1.0-1-0-0-4-1-0, Phillips 55-22-77-0.0-4-1-1-12-1-0, Addae 51-21-72-1.0-1-1-1-6-0-1, Perryman 41-23-64-0.0-0-2-1-2-0-0, King 46-14-6-0-0.0-4-2-3-13-1-1, Square 25-30-55-3.0-5-5-0-3-0-0, Ingram 35-18-53-7.0-14-18-1-5-1-0, Mebane 25-28-53-1.0-3-2-0-1-1-0, Philon 26-24-50-4.0-8-5-0-1-0-0, Hayward 41-5-46-0.0-1-0-0-9-0-0, Davis 35-8-43-0.0-0-0-0-8-0-0, Rochell 21-21-42-5.0-8-4-1-1-0-0, Nwosu 13-15-28-3.5-4.5-10-0-1-0-0, Emanuel 19-8-27-1.0-3-2-0-0-0-1, Jones 10-16-26-0.5-0.5-3-0-0-0-0, Bosa 19-5-24-5.5-7.5-6-0-0-0-1, Williams 19-3-22-0.0-0-0-1-5-0-0, Liuget 11-9-20-1.5-5.5-2-0-1-0-1, White 12-7-19-0.0-1-0-1-3-0-0, Pullard 12-5-17-0.0-1-0-0-1-0-0, Jenkins 8-5-13-0.5-1.5-1-0-0-0-0, Landrum 4-3-7-0.0-0-3-0-0-0-0-0, McGill 2-0-2-0.0-0-0-0-0-0-0, Facyson 0-0-0-0.0-0-0-0-0-0-1

Passing	Att.	Comp.	Yds.	Comp.%	Yds./Att.	TD	TD%	Int.	Int.%	Long	Sack/Lost	Rating
P.Rivers	508	347	4308	68.3%	8.5	32	6.3%	12	2.4%	75t	32/204	105.5
G.Smith	4	1	8	25.0%	2.0	0	0.0%	0	0.0%	8	1/16	39.6
K.Allen	0	0	0	0.0%	0.0	0	0.0%	0	0.0%	0	1/7	0.0
Chargers	**512**	**348**	**4316**	**68.0%**	**8.4**	**32**	**6.3%**	**12**	**2.3%**	**75t**	**34/227**	**104.9**
Opponents	548	351	3886	64.1%	7.1	23	4.2%	13	2.4%	82t	38/240	89.1

2017 FINAL STATISTICS

(9-7 Overall) Second AFC West – Anthony Lynn
Home (5-3); Away (4-4)

Date	W/L	Score	Opponent	Att.
09/11	L	21-24	at Denver	76,324
09/17	L	17-19	Miami	25,381
09/24	L	10-24	Kansas City	25,386
10/01	L	24-26	Philadelphia	25,374
10/08	W	27-22	at N.Y. Giants	77,373
10/15	W	17-16	at Oakland	54,685
10/22	W	21- 0	Denver	25,388
10/29	L	13-21	at New England	65,878
11/12	L	17-20 OT	at Jacksonville	60,835
11/19	W	54-24	Buffalo	25,015
11/23	W	28- 6	at Dallas	93,012
12/03	W	19-10	Cleveland	25,320
12/10	W	30-13	Washington	25,393
12/16	L	13-30	at Kansas City	75,011
12/24	W	14- 7	at N.Y. Jets	77,562
12/31	W	30-10	Oakland	25,430

Team Statistics	Chargers	Opponent
TOTAL FIRST DOWNS	337	282
Rushing	84	99
Passing	220	153
Penalty	33	30
3rd Down: Made/Att	84/209	86/221
3rd Down Pct.	40.2	38.9
4th Down: Made/Att	5/11	6/20
4th Down Pct.	45.5	30.0
TOTAL NET YARDS	6026	5254
Avg. Per Game	376.6	328.4
Total Plays	1020	997
Avg. Per Play	5.9	5.3
NET YARDS RUSHING	1595	2098
Avg. Per Game	99.7	131.1
Total Rushes	419	430
NET YARDS PASSING	4431	3156
Avg. Per Game	276.9	197.3
Sacked/Yards Lost	18/120	43/261
Gross Yards	4551	3417
Att./Completions	583/366	524/329
Completion Pct.	62.8	62.8
Had Intercepted	11	18
PUNTS/AVERAGE	74/48.1	79/45.4
NET PUNTING AVG.	74/41.3	79/41.1
PENALTIES/YARDS	108/927	109/995
FUMBLES/BALL LOST	17/4	21/9
TOUCHDOWNS	43	29
Rushing	10	11
Passing	28	17
Returns	5	1
TIME OF POSSESSION	30:08	29:52

Score by Quarters	Q1	Q2	Q3	Q4	OT	PTS.
Chargers	44	143	85	83	0	355
Opponents	66	64	61	78	3	272

Scoring	TD	RU	PA	RT	PAT	FG	S	PTS.
M.Gordon	12	8	4	0	0/0	0/0	0	72
N.Novak	0	0	0	0	17/18	9/13	0	44
K.Allen	7	0	6	1	0/0	0/0	0	42
A.Ekeler	5	2	3	0	0/0	0/0	0	30
T.Benjamin	5	0	4	1	0/0	0/0	0	30
T.Coons	0	0	0	0	5/6	7/8	0	26
H.Henry	4	0	4	0	0/0	0/0	0	24
T.Williams	4	0	4	0	0/0	0/0	0	24
Y.Koo	0	0	0	0	9/9	3/6	0	18
A.Gates	3	0	3	0	0/0	0/0	0	18
N.Rose	0	0	0	0	5/6	1/3	0	8
K.Toomer	1	0	0	1	0/0	0/0	0	6
M.Ingram	1	0	0	1	0/0	0/0	0	6
D.King	1	0	0	1	0/0	0/0	0	6
D.Kaser	0	0	0	0	1/3	0/0	0	1
Chargers	**43**	**10**	**28**	**5**	**37/42**	**20/30**	**0**	**355**
Opponents	29	11	17	1	23/26	23/27	1	272

2-Pt. Conversions: Chargers 0-1, Opponents 1-3

Sacks: J.Bosa 12.5, M.Ingram 10.5, C.McCain 5.0, D.Philon 4.5, D.King 4.0, C.Liuget 1.5, K.Emanuel 1.5, K.Toomer 1.0, T.Palepoi 1.0, I.Rochell 1.0, J.Addae 0.5, **Chargers 43**, Opponents 18

Special Teams Tackles (T-A-TT): Dzubnar 14-7-21, Ekeler 13-4-17, M. Davis 11-3-14, D. Watt 7-2-9, Jenkins 6-2-8, Onwualu 6-2-8, King 5-0-5, Phillips 3-1-4, J. Brown 0-3-3, Emanuel 3-0-3, N. Harris 2-1-3, Pullard 2-0-2, Tr. Williams 2-0-2, Coons 2-0-2, McGrath 2-0-2, Toomer 1-0-1, McCain 1-0-1, Attaochu 1-0-1, Cumberland 1-0-1, Clemens 1-0-1, McCoil 1-0-1

Rushing	No.	Yds.	Avg.	Long	TD
M.Gordon	284	1105	3.9	87t	8
A.Ekeler	47	260	5.5	35t	2
T.Benjamin	13	96	7.4	22	0
B.Oliver	35	83	2.4	26	0
A.Williams	9	25	2.8	7	0
D.Watt	6	24	4.0	17	0
K.Allen	2	9	4.5	6	0
P.Rivers	18	-2	-0.1	8	0
K.Clemens	5	-5	-1.0	-1	0
Chargers	**419**	**1595**	**3.8**	**87t**	**10**
Opponents	430	2098	4.9	69t	11

Receiving	No.	Yds.	Avg.	Long	TD
K.Allen	102	1393	13.7	51	6
M.Gordon	58	476	8.2	49	4
H.Henry	45	579	12.9	34	4
T.Williams	43	728	16.9	75t	4
T.Benjamin	34	567	16.7	62t	4
A.Gates	30	316	10.5	27	3
A.Ekeler	27	279	10.3	38	3
M.Williams	11	95	8.6	20	0
B.Oliver	6	26	4.3	11	0
S.McGrath	4	46	11.5	23	0
D.Watt	2	35	17.5	23	0
D.Inman	2	9	4.5	7	0
J.Cumberland	2	2	1.0	2	0
Chargers	**366**	**4551**	**12.4**	**75t**	**28**
Opponents	329	3417	10.4	87t	17

Interceptions	No.	Yds.	Avg.	Long	TD
T.Boston	5	49	9.8	25	0
C.Hayward	4	7	1.8	7	0
T.Williams	2	28	14.0	21	0
A.Phillips	2	13	6.5	9	0
D.King	1	90	90.0	90t	1
K.Toomer	1	59	59.0	59t	1
K.Allen	1	32	32.0	32	0
K.Emanuel	1	23	23.0	23	0
H.Pullard	1	1	1.0	1	0
Chargers	**18**	**302**	**16.8**	**90t**	**2**
Opponents	11	265	24.1	96t	1

Punting	No.	Yds.	Avg.	Net	TB	I-20	Lg.	B
D.Kaser	74	3558	48.1	41.3	9	27	69	0
Chargers	**74**	**3558**	**48.1**	**41.3**	**9**	**27**	**69**	**0**
Opponents	79	3583	45.4	41.1	4	39	63	0

Punt Returns	Ret.	FC	Yds.	Avg.	Lg.	TD
T.Benjamin	27	25	257	9.5	65t	1
D.King	1	1	2	2.0	2	0
Chargers	**28**	**26**	**259**	**9.3**	**65t**	**1**
Opponents	48	6	319	6.6	31	0

Kickoff Returns	Ret.	Yds.	Avg.	Long	TD
D.King	17	353	20.8	44	0
A.Ekeler	5	85	17.0	22	0
M.Davis	2	36	18.0	19	0
T.Palepoi	1	0	0.0	0	0
Chargers	**25**	**474**	**19.0**	**44**	**0**
Opponents	46	1150	25.0	71	0

Field Goals	1-19	20-29	30-39	40-49	50+
N.Novak	0/ 0	4/ 4	4/ 5	0/ 2	1/ 2
T.Coons	0/ 0	4/ 4	2/ 3	1/ 1	0/ 0
Y.Koo	0/ 0	2/ 2	0/ 0	1/ 4	0/ 0
N.Rose	0/ 0	1/ 1	0/ 0	0/ 1	0/ 1
Chargers	**0/ 0**	**11/ 11**	**6/ 8**	**2/ 8**	**1/ 3**
Opponents	0/ 0	5/ 5	8/ 8	6/ 8	4/ 6

Rose: ( ),( ),( ),( ),( ),( ),( ),( ),( ),( ),( ),( ),( ),(47N),(50B,25G), Novak:( ), ( ),( ),( ),(20G,31G),(48N,32G),( ),(51B),(50G),(46N,33G,28G,39G,28G),(35N,22G),( ),( ),( ),( ),( ), Coons: ( ),( ),( ),( ),( ),( ),( ),( ),( ),( ),( ),(38N,21G,40G,22G,27G),(33G,21G,36G),( ),( ),( ), Koo: (44B),(41G,43N,44N),(29G),(28G),( ),( ), ( ),( ),( ),( ),( ),( ),( ),( ),( ),( )

Defensive Tackles (T-A-TT-SK-TFL-QB Hits-INT-PD-FF-FR): Bosa 61-38-99-12.5-17.5-22-0-2-4-1, Addae 70-25-95-0.5-7.5-0-0-10-0-0, Pullard 53-26-79-0.0-2-0-1-1-0-1, Boston 61-18-79-0.0-1-0-5-9-0-0, Brown 58-20-78-0.0-2-2-0-0-0-1, Ingram 50-26-76-10.5-22.5-25-0-1-1-2, King 61-10-71-4.0-6-6-1-5-0-0, Tr. Williams 47-8-55-0.0-2-0-2-13-0-0, Perryman 29-22-51-0.0-2-0-0-2-0-1, Toomer 29-17-46-1.0-1-1-1-3-2-0, Philon 28-18-46-4.5-8.5-6-0-1-1-0, Square 19-26-45-0.0-1-1-0-3-0-1, Hayward 33-7-40-0.0-2-0-4-24-1-2, Emanuel 15-22-37-1.5-1.5-0-1-3-0-0, Palepoi 20-17-37-1.0-8-1-0-0-0-0, Liuget 19-17-36-1.5-6.5-2-0-3-1-0, McCain 20-8-28-5.0-6-1-0-1-2-0, Harris 7-1-8-0.0-0-0-0-0-0-0, Attaochu 4-2-6-0.0-1-0-0-0-0-0, Jenkins 4-1-5-0.0-0-0-0-1-0-0, Rochell 4-1-5-1.0-2-0-0-0-0-0, M. Davis 4-0-4-0.0-0-0-0-2-0-0, Verrett 1-0-1-0.0-0-0-0-0-0-0, K. Allen 0-0-0-0.0-0-0-1-1-0-0

Passing	Att.	Comp.	Yds.	Comp.%	Yds./Att.	TD	TD%	Int.	Int.%	Long	Sack/Lost	Rating
P.Rivers	575	360	4515	62.6%	7.9	28	4.9%	10	1.7%	75t	18/120	95.9
K.Clemens	8	6	36	75.0%	4.5	0	0.0%	1	12.5%	10	0/0	43.8
Chargers	**583**	**366**	**4551**	**62.8%**	**7.8**	**28**	**4.8%**	**11**	**1.9%**	**75t**	**18/120**	**95.1**
Opponents	524	329	3417	62.8%	6.5	17	3.2%	18	3.4%	87t	43/261	78.1

2016 FINAL STATISTICS

(5-11 Overall) Fourth AFC West - Mike McCoy
Home (3-5); Away (2-6)

Date	W/L	Score	Opponent	Att.
09/11	L	27-33 OT	at Kansas City	73,238
09/18	W	38-14	Jacksonville	52,165
09/25	L	22-26	at Indianapolis	64,747
10/02	L	34-35	New Orleans	60,641
10/09	L	31-34	at Oakland	54,275
10/13	W	21-13	Denver	58,904
10/23	W	33-30 OT	at Atlanta	69,832
10/30	L	19-27	at Denver	76,756
11/06	W	43-35	Tennessee	52,281
11/13	L	24-31	Miami	55,107
11/27	W	21-13	at Houston	71,897
12/04	L	21-28	Tampa Bay	53,832
12/11	L	16-28	at Carolina	73,856
12/18	L	16-19	Oakland	68,352
12/24	L	17-20	at Cleveland	57,272
01/01	L	27-37	Kansas City	54,915

Team Statistics	Chargers	Opponent
TOTAL FIRST DOWNS	340	330
Rushing	90	98
Passing	214	204
Penalty	36	28
3rd Down: Made/Att	85/200	83/208
3rd Down Pct.	42.5	39.9
4th Down: Made/Att	6/12	11/16
4th Down Pct.	50.0	68.8
TOTAL NET YARDS	5708	5554
Avg. Per Game	356.8	347.1
Total Plays	1014	1025
Avg. Per Play	5.6	5.4
NET YARDS RUSHING	1510	1567
Avg. Per Game	94.4	97.9
Total Rushes	398	410
NET YARDS PASSING	4198	3987
Avg. Per Game	262.4	249.2
Sacked/Yards Lost	36/188	35/230
Gross Yards	4386	4217
Att./Completions	580/349	580/364
Completion Pct.	60.2	62.8
Had Intercepted	21	18
PUNTS/AVERAGE	59/46.3	62/46.4
NET PUNTING AVG.	59/39.8	62/42.0
PENALTIES/YARDS	107/780	118/837
FUMBLES/BALL LOST	22/14	18/10
TOUCHDOWNS	48	46
Rushing	10	20
Passing	33	21
Returns	5	5
TIME OF POSSESSION	30:12	29:48

Score by Quarters	Q1	Q2	Q3	Q4	OT	PTS.
Chargers	78	139	112	78	3	410
Opponents	62	122	100	133	6	423

Scoring	TD	RU	PA	RT	PAT	FG	S	PTS.
Lambo	0	0	0	0	42/46	26/32	0	120
Gordon	12	10	2	0	0/0	0/0	0	72
Henry	8	0	8	0	0/0	0/0	0	48
Gates	7	0	7	0	0/0	0/0	0	42
Ty. Williams	7	0	7	0	0/0	0/0	0	42
Benjamin	4	0	4	0	0/0	0/0	0	24
Inman	4	0	4	0	0/0	0/0	0	24
Addae	1	0	0	1	0/0	0/0	0	6
Flowers	1	0	0	1	0/0	0/0	0	6
Hayward	1	0	0	1	0/0	0/0	0	6
Lowery	1	0	0	1	0/0	0/0	0	6
Reid	1	0	0	1	0/0	0/0	0	6
Woodhead	1	0	1	0	0/0	0/0	0	6
Chargers	**48**	**10**	**33**	**5**	**42/46**	**26/32**	**1**	**410**
Opponents	46	20	21	5	42/42	33/38	1	423

2-Pt. Conversions: Chargers 0-2, Opponents 2-3

Sacks: Bosa 10.5, Ingram 8, Brown 3.5, Square 2.5, Attaochu 2, Perryman 2, Landrum 1, Mebane 1, Philon 1, Reid 1, Toomer 1, To. Williams 1, Emanuel 0.5, McClain 0.5, **Chargers 35**, Opponents 36

Special Teams Tackles (T-A-TT): Perry 8-1-9, To. Williams 7-2-9, Stuckey 5-2-7, Toomer 4-0-4, Attaochu 3-1-4, D. Watt 3-1-4, McCoil 3-0-3, Emanuel 2-1-3, McGrath 2-1-3, Brown 1-2-3, Phillips 1-2-3, Addae 2-0-2, Reed 2-0-2, Hayward 1-0-1, Inman 1-0-1, Kaser 1-0-1, Mager 1-0-1, McClain 1-0-1, Perryman 1-0-1, Verrett 1-0-1, S. Williams 1-0-1

Defensive Tackles (T-A-TT-TFL-SK-PR-QB Hits-INT-FF-FR-PD): Perryman 54-26-80-8-2-4-4-1-1-0-1, Brown 52-21-73-9-3.5-4-5-0-2-1-8, Toomer 39-30-69-9-1-1-2-0-3-1-1, Ingram 45-21-66-13-8-42-23-0-4-0-4, Liuget 32-32-64-12-0-30-8-0-0-1-3, Lowery 53-6-59-1-0-0-0-1-1-1-8, Hayward 51-8-59-2-0-0-0-7-0-0-23, Emanuel 30-19-49-7-0.5-9-6-0-1-1-2, Addae 42-7-49-3-0-0-0-1-0-0-3, Bosa 33-15-48-19-10.5-45-15-0-1-0-2,

Rushing	No.	Yds.	Avg.	Long	TD
Gordon	254	997	3.9	48	10
Farrow	60	192	3.2	11	0
Hillman	23	81	3.5	17	0
Woodhead	19	116	6.1	23	0
A. Williams	18	87	4.8	14	0
Rivers	14	35	2.5	10	0
D. Watt	2	4	2.0	2	0
McCluster	3	2	0.7	2	0
Kaser	1	0	0.0	0	0
Clemens	2	-1	-.5	0	0
Benjamin	2	-3	-1.5	-1	0
Chargers	**398**	**1510**	**3.8**	**48**	**10**
Opponents	410	1567	3.8	40	20

Receiving	No.	Yds.	Avg.	Long	TD
Ty. Williams	69	1059	15.3	51t	7
Inman	58	810	14.0	57t	4
Gates	53	548	10.3	27	7
Benjamin	47	677	14.4	54	4
Gordon	41	419	10.2	35	2
Henry	36	478	13.3	59	8
Farrow	13	70	5.4	16	0
Hillman	3	50	16.7	21	0
McCluster	7	36	5.1	10	0
Allen	6	63	10.5	15	0
Woodhead	6	35	5.8	12	1
D. Watt	4	83	20.8	53	0
McGrath	2	25	12.5	13	0
Whalen	2	22	11.0	12	0
Butler	2	11	5.5	6	0
Chargers	**349**	**4386**	**12.6**	**59**	**33**
Opponents	364	4217	11.6	64t	21

Interceptions	No.	Yds.	Avg.	Long	TD
Hayward	7	102	14.6	31	1
Reed	2	6	3.0	3	0
Addae	1	90	90.0	90t	1
Flowers	1	33	33.0	33t	1
Lowery	1	25	25.0	25	0
Phillips	1	22	22.0	22	0
Mager	1	8	8.0	8	0
Mebane	1	5	5.0	5	0
Perryman	1	1	1.0	1	0
McCoil	1	0	0.0	0	0
Verrett	1	0	0.0	0	0
Chargers	**18**	**292**	**16.2**	**90t**	**3**
Opponents	21	382	18.2	60t	3

Punting	No.	Yds.	Avg.	Net	TB	I-20	Lg.	B
Kaser	59	2731	46.3	39.8	5	18	69	0
Chargers	**59**	**2731**	**46.3**	**39.8**	**5**	**18**	**69**	**0**
Opponents	62	2874	46.4	42.0	3	22	68	0

Punt Returns	Ret.	FC	Yds.	Avg.	Lg.	TD
Burse	15	9	96	6.4	21	0
Benjamin	9	0	59	6.6	18	0
McCluster	8	3	57	7.1	16	0
Chargers	**32**	**12**	**212**	**6.6**	**21**	**0**
Opponents	33	10	282	8.5	95t	1

Kickoff Returns	Ret.	Yds.	Avg.	Long	TD
Burse	9	188	20.9	30	0
McCluster	9	182	20.2	30	0
Whalen	4	56	14.0	25	0
Mager	3	63	21.0	23	0
Davis	1	9	9.0	9	0
Henry	1	10	10.0	10	0
Wiggins	1	0	0.0	0	0
Chargers	**28**	**508**	**18.1**	**30**	**0**
Opponents	21	504	24.0	37	0

Field Goals	1-19	20-29	30-39	40-49	50+
Lambo	0/0	7/7	13/14	6/8	0/3
Chargers	**0/0**	**7/7**	**13/14**	**6/8**	**0/3**
Opponents	1/1	12/12	8/9	11/11	1/5

Lambo: (29G,28G,54N) (25G) (42G,34G,27G) (30G,47G) (36G) (37G,21G,31G,32G) (40G,37G,33G,42G) (45N) (32G,23G,36G) (45G) (54N) (53N) (32G) (35G) (43G,32B, 45N) (35G,29G)

Defensive Tackles (cont.) Phillips 27-13-40-0-0-1-1-1-0-0-3, Mebane 19-16-35-4-1-15-6-1-0-0-0, Square 13-18-31-6-2.5-10-5-0-0-0-0, Tr. Williams 24-5-29-1-0-0-0-0-0-1-5, Mager 19-10-29-1-0-0-0-1-0-1-4, Flowers 24-4-28-6-0-0-0-1-0-0-5, McCoil 20-4-24-0-0-0-0-1-0-0-5, Palepoi 9-14-23-2-0-20-9-0-0-1-0, Te'o 11-10-21-2-0-0-0-0-0-0-0, Perry 6-11-17-1-0-0-0-0-0-0-0, Philon 8-8-16-2-1-3-2-0-0-0-0, Verrett 11-2-13-0-0-0-0-1-0-0-3, To. Williams 4-8-12-1-1-3-0-0-0-0-1, S. Williams 10-1-11-0-0-0-0-0-0-0-3, Reid 5-3-8-2-1-8-3-0-0-1-1, Attaochu 5-3-8-2-2-9-7-0-0-0-0, Reed 8-0-8-0-0-0-0-2-0-0-3, Landrum 4-3-7-1-1-6-5-0-0-0-0, Carrethers 4-2-6-1-0-4-1-0-0-0-0, Dzubnar 3-3-6-0-0-1-1-0-0-0-0, Stuckey 4-0-4-0-0-0-0-0-0-0-0, Desir 3-0-3-0-0-0-0-0-0-0-0-2, King 0-1-1-0-0-0-0-0-0-0-0

Passing	Att.	Comp.	Yds.	Comp.%	Yds./Att.	TD	TD%	Int.	Int.%	Long	Sack/Lost	Rating
Rivers	578	349	4386	60.4%	7.59	33	5.7%	21	3.6%	59	36/188	87.9
Benjamin	1	0	0	0.0%	0.00	0	0.0%	0	0.0%	---	0/0	39.6
Clemens	1	0	0	0.0%	0.00	0	0.0%	0	0.0%	---	0/0	39.6
Chargers	**580**	**349**	**4386**	**60.2%**	**7.56**	**33**	**5.7%**	**21**	**3.6%**	**59**	**36/188**	**87.6**
Opponents	580	364	4217	62.8%	7.27	21	3.6%	18	3.1%	64t	35/230	83.8

2015 FINAL STATISTICS

(4-12 Overall) Fourth AFC West - Mike McCoy
Home (3-5); Away (1-7)

Date	W/L	Score	Opponent	Att.
09/13	W	33-28	Detroit	66,093
09/20	L	19-24	at Cincinnati	57,579
09/27	L	14-31	at Minnesota	52,400
10/04	W	30-27	Cleveland	63,710
10/12	L	20-24	Pittsburgh	67,658
10/18	L	20-27	at Green Bay	78,434
10/25	L	29-37	Oakland	67,542
11/01	L	26-29	at Baltimore	70,829
11/09	L	19-22	Chicago	68,033
11/22	L	3-33	Kansas City	65,837
11/29	W	31-25	at Jacksonville	59,477
12/06	L	3-17	Denver	68,631
12/13	L	3-10	at Kansas City	72,314
12/20	W	30-14	Miami	66,676
12/24	L	20-23 OT	at Oakland	54,400
01/03	L	20-27	at Denver	76,844

Team Statistics	Chargers	Opponent
TOTAL FIRST DOWNS	344	299
Rushing	79	101
Passing	230	170
Penalty	35	28
3rd Down: Made/Att	97/231	74/195
3rd Down Pct.	42.0	37.9
4th Down: Made/Att	5/15	7/8
4th Down Pct.	33.3	87.5
TOTAL NET YARDS	5949	5791
Avg. Per Game	371.8	361.9
Total Plays	1100	959
Avg. Per Play	5.4	6.0
NET YARDS RUSHING	1358	2005
Avg. Per Game	84.9	125.3
Total Rushes	393	417
NET YARDS PASSING	4591	3786
Avg. Per Game	286.9	236.6
Sacked/Yards Lost	40/264	32/222
Gross Yards	4855	4008
Att./Completions	667/442	510/328
Completion Pct.	66.3	64.3
Had Intercepted	13	11
PUNTS/AVERAGE	73/44.7	72/43.1
NET PUNTING AVG.	73/38.2	72/40.5
PENALTIES/YARDS	117/942	120/976
FUMBLES/BALL LOST	20/11	14/9
TOUCHDOWNS	35	44
Rushing	4	17
Passing	30	22
Returns	1	5
TIME OF POSSESSION	31:34	28:26

Score by Quarters	Q1	Q2	Q3	Q4	OT	PTS.
Chargers	52	112	51	105	0	320
Opponents	90	103	73	129	3	398

Scoring	TD	RU	PA	RT	PAT	FG	S	PTS.
Lambo	0	0	0	0	28/32	26/32	0	106
Woodhead	9	3	6	0	0/0	0/0	0	54
Gates	5	0	5	0	0/0	0/0	0	30
Green	4	0	4	0	0/0	0/0	0	28
K. Allen	4	0	4	0	0/0	0/0	0	24
Floyd	3	0	3	0	0/0	0/0	0	18
Inman	3	0	3	0	0/0	0/0	0	18
S. Johnson	3	0	3	0	0/0	0/0	0	18
D. Brown	1	1	0	0	0/0	0/0	0	6
J. Phillips	1	0	1	0	0/0	0/0	0	6
Verrett	1	0	0	1	0/0	0/0	0	6
Ty. Williams	1	0	1	0	0/0	0/0	0	6
Chargers	**35**	**4**	**30**	**1**	**28/32**	**26/32**	**0**	**320**
Opponents	44	17	22	5	39/41	29/34	1	398

2-Pt. Conversions: Green 2, **Chargers 2-3**, Opponents 3-3

Sacks: Ingram 10.5, Attaochu 6, Liuget 3, Perryman 2, Reyes 2, Addae 1, Emanuel 1, Flowers 1, Mathews 1, Stuckey 1, S. Williams 1, Wilson 1, Butler 0.5, Te'o 0.5, Weddle 0.5, **Chargers 32**, Opponents 40

Special Teams Tackles (T-A-TT): Dzubnar 12-1-13, Stuckey 8-0-8, Emanuel 6-2-8, Conner 6-1-7, Perryman 6-0-6, J. Phillips 4-1-5, Law 4-0-4, Brown 2-2-4, Lambo 3-0-3, A. Phillips 3-0-3, Weddle 3-0-3, Windt 3-0-3, Attaochu 2-1-3, Butler 0-3-3, Ducre 2-0-2, Green 2-0-2, Oliver 2-0-2, Mays 1-1-2, Ty. Williams 1-1-2, Wilson 1-1-2, Addae 1-0-1, Herndon 1-0-1, Scifres 1-0-1, Te'o 1-0-1, Woodhead 1-0-1

Rushing	No.	Yds.	Avg.	Long	TD
Gordon	184	641	3.5	27	0
Woodhead	98	336	3.4	27	3
D. Brown	59	229	3.9	53	1
Oliver	31	108	3.5	15	0
Rivers	17	28	1.6	8	0
Herndon	1	13	13.0	13	0
D. Johnson	2	4	2.0	2	0
Clemens	1	-1	-1.0	-1	0
Chargers	**393**	**1358**	**3.5**	**53**	**4**
Opponents	417	2005	4.8	65t	17

Receiving	No.	Yds.	Avg.	Long	TD
Woodhead	80	755	9.4	61	6
K. Allen	67	725	10.8	38	4
Gates	56	630	11.3	40	5
S. Johnson	45	497	11.0	34	3
Green	37	429	11.6	31t	4
Inman	35	486	13.9	68	3
Gordon	33	192	5.8	18	0
Floyd	30	561	18.7	70t	3
Herndon	24	195	8.1	21	0
Oliver	13	112	8.6	17	0
J. Phillips	10	69	6.9	15	1
D. Brown	8	88	11.0	31	0
Ty. Williams	2	90	45.0	80t	1
V. Brown	1	22	22.0	22	0
D. Johnson	1	4	4.0	4	0
Chargers	**442**	**4855**	**11.0**	**80t**	**30**
Opponents	328	4008	12.2	72t	22

Interceptions	No.	Yds.	Avg.	Long	TD
Verrett	3	68	22.7	68t	1
S. Williams	2	6	3.0	6	0
A. Phillips	1	39	39.0	39	0
P. Robinson	1	27	27.0	27	0
Te'o	1	11	11.0	11	0
Reyes	1	1	1.0	1	0
Emanuel	1	0	0.0	0	0
Wilson	1	0	0.0	0	0
Chargers	**11**	**152**	**13.8**	**68t**	**1**
Opponents	13	332	25.5	91t	5

Punting	No.	Yds.	Avg.	Net	TB	I-20	Lg.	B
Scifres	72	3261	45.3	38.2	2	15	68	1
Chargers	**73**	**3261**	**44.7**	**38.2**	**2**	**15**	**68**	**1**
Opponents	72	3101	43.1	40.5	5	39	65	0

Punt Returns	Ret.	FC	Yds.	Avg.	Lg.	TD
Herndon	11	13	81	7.4	18	0
Jones	5	8	-4	-.8	5	0
K. Allen	3	4	5	1.7	5	0
Mager	1	1	2	2.0	2	0
Chargers	**20**	**26**	**84**	**4.2**	**18**	**0**
Opponents	44	14	432	9.8	31	0

Kickoff Returns	Ret.	Yds.	Avg.	Long	TD
Jones	9	193	21.4	30	0
Oliver	8	197	24.6	30	0
Herndon	7	157	22.4	34	0
J. Phillips	2	18	9.0	13	0
Emanuel	1	1	1.0	1	0
Vaughn	1	17	17.0	17	0
Chargers	**28**	**583**	**20.8**	**34**	**0**
Opponents	32	880	27.5	48	0

Field Goals	1-19	20-29	30-39	40-49	50+
Lambo	0/0	4/4	7/7	11/16	4/5
Chargers	**0/0**	**4/4**	**7/7**	**11/16**	**4/5**
Opponents	0/0	13/13	7/9	7/9	2/3

Lambo: (32G,25G), (40G,32G,47N), ( ), (46G,45G,34G), (60N,40G,54G), (36G,32G), (40G,44G), (42G,49G), (31G, 22G), (52G), (28G), (48N,51G), (42N,30G), (28G,48N), (47G, 48N,45G), (50G,42G)

Defensive Tackles (T-A-TT-TFL-SK-PR-QB Hits-INT-FF-FR-PD): Teo 73-34-107-5-0.5-0-6-1-1-0-3, Perryman 72-23-95-9-2-0-3-0-1-0-0, Ingram 65-11-76-19-10.5-0-29-0-4-1-5, Weddle 54-21-75-2-0.5-0-2-0-0-1-9, Attaochu 52-14-66-16-6-0-24-0-0-0-2, Addae 55-10-65-2-1-1-1-0-0-0-4, Butler 34-20-54-5-0.5-0-2-0-1-1-1, P. Robinson 42-7-49-2-0-1-1-1-1-0-8, Verrett 42-5-47-2-0-0-1-3-0-0-11, Wilson 36-8-44-1-1-0-3-1-0-1-2, Reyes 29-10-39-6-2-11-11-1-0-0-4, Liuget 28-7-35-7-3-7-6-0-0-0-0, Flowers 29-5-34-1-1-0-1-0-0-0-3, Emanuel 15-15-30-3-1-1-7-1-0-0-0, Carrethers 15-12-27-1-0-1-1-0-0-0-0, Mathews 18-7-25-3-1-3-3-0-0-0-0, S. Williams 17-2-19-1-1-0-1-2-2-1-5, A. Phillips 14-5-19-1-0-0-0-1-0-0-0, Conner 12-7-19-2-0-0-0-0-0-0-1, Lissemore 11-6-17-0-0-3-0-0-0-0-0, Mager 10-1-11-0-0-0-0-0-0-0-2, Philon 6-1-7-2-0-2-3-0-0-0-1, Ducre 6-0-6-0-0-0-0-0-0-0-1, Square 6-0-6-0-0-3-2-0-0-1-0, Law 2-4-6-1-0-0-4-0-0-0-0, Stuckey 2-1-3-1-1-0-0-0-0-0-0, Mays 1-2-3-0-0-1-0-0-0-0, Dzubnar 0-2-2-0-0-0-0-0-0-0-0, Unrein 1-0-1-0-0-0-0-0-0-0-0, Vaughn 1-0-1-0-0-0-0-0-0-0-1

Passing	Att.	Comp.	Yds.	Comp.%	Yds./Att.	TD	TD%	Int.	Int.%	Long	Sack/Lost	Rating
Rivers	661	437	4792	66.1%	7.25	29	4.4%	13	2.0%	80t	40/264	93.8
Clemens	6	5	63	83.3%	10.50	1	16.7%	0	0.0%	19t	0/0	150.0
Chargers	**667**	**442**	**4855**	**66.3%**	**7.28**	**30**	**4.5%**	**13**	**1.9%**	**80t**	**40/264**	**94.5**
Opponents	510	328	4008	64.3%	7.86	22	4.3%	11	2.2%	72t	32/222	93.8

2014 FINAL STATISTICS

(9-7 Overall) Third AFC West - Mike McCoy
Home (5-3); Away (4-4)

Date	W/L	Score	Opponent	Att.
09/08	L	17-18	at Arizona	61,292
09/14	W	30-21	Seattle †	67,916
09/21	W	22-10	at Buffalo	68,611
09/28	W	33-14	Jacksonville †	56,553
10/05	W	31-0	New York Jets †	63,471
10/12	W	31-28	at Oakland	53,329
10/19	L	20-23	Kansas City †	65,260
10/23	L	21-35	at Denver	76,907
11/02	L	0-37	at Miami	70,222
11/16	W	13-6	Oakland †	66,720
11/23	W	27-24	St. Louis †	66,040
11/30	W	34-33	at Baltimore	71,060
12/07	L	14-23	New England †	68,815
12/14	L	10-22	Denver †	68,682
12/20	W	38-35 OT	at San Francisco	70,699
12/28	L	7-19	at Kansas City	73,952

† Local Television Blackout Lifted

Team Statistics	Chargers	Opponent
TOTAL FIRST DOWNS	326	307
Rushing	75	98
Passing	214	168
Penalty	37	41
3rd Down: Made/Att	97/215	89/207
3rd Down Pct.	45.1	43.0
4th Down: Made/Att	5/11	2/10
4th Down Pct.	45.5	20.0
TOTAL NET YARDS	5465	5413
Avg. Per Game	341.6	338.3
Total Plays	1009	988
Avg. Per Play	5.4	5.5
NET YARDS RUSHING	1367	1986
Avg. Per Game	85.4	124.1
Total Rushes	398	438
NET YARDS PASSING	4098	3427
Avg. Per Game	256.1	214.2
Sacked/Yards Lost	37/198	26/178
Gross Yards	4296	3605
Att./Completions	574/380	524/320
Completion Pct.	66.2	61.1
Had Intercepted	18	7
PUNTS/AVERAGE	75/44.9	69/46.5
NET PUNTING AVG.	75/38.1	69/41.3
PENALTIES/YARDS	111/967	129/1067
FUMBLES/BALL LOST	16/5	22/11
TOUCHDOWNS	40	38
Rushing	6	11
Passing	31	24
Returns	3	3
TIME OF POSSESSION	30:49	29:11

Score by Quarters	Q1	Q2	Q3	Q4	OT	PTS.
Chargers	51	115	93	86	3	348
Opponents	53	137	86	72	0	348

Scoring	TD	RU	PA	RT	PAT	FG	S	PTS.
Novak	0	0	0	0	40/40	22/26	0	106
Gates	12	0	12	0	0/0	0/0	0	72
Royal	7	0	7	0	0/0	0/0	0	42
Floyd	6	0	6	0	0/0	0/0	0	36
K. Allen	4	0	4	0	0/0	0/0	0	24
Oliver	4	3	1	0	0/0	0/0	0	24
Ry. Mathews	3	3	0	0	0/0	0/0	0	18
Gachkar	1	0	0	1	0/0	0/0	0	6
Liuget	1	0	0	1	0/0	0/0	0	6
J. Phillips	1	0	1	0	0/0	0/0	0	6
Stuckey	1	0	0	1	0/0	0/0	0	6
Chargers	40	6	31	3	40/40	22/26	1	348
Opponents	38	11	24	3	36/36	28/34	0	348

2-Pt. Conversions: Chargers 0-0, Opponents 0-2

Sacks: Liuget 4.5, Ingram 4, Freeney 3.5, Attaochu 2, Ri. Mathews 1.5, Addae 1, Butler 1, Conner 1, Gachkar 1, Gilchrist 1, J. Johnson 1, Law 1, Lissemore 1, Reyes 1, Te'o 1, Walker 0.5, **Chargers 26.0**, Opponenents 37.0

Special Teams Tackles (T-A-TT): Ajirotutu 18-1-19, Stuckey 14-3-17, Conner 15-1-16, Gachkar 14-2-16, Williams 13-1-14, Weddle 10-3-13, J. Phillips 9-0-9, Walker 5-2-7, Green 4-2-6, Marshall 3-2-5, D. Brown 4-0-4, Addae 3-1-4, Attaochu 2-0-2, Davis 2-0-2, Wright 2-0-2, Allen 1-0-1, Reddick 1-0-1, Te'o 1-0-1, Williams 1-0-1, Inman 0-1-1

Rushing	No.	Yds.	Avg.	Long	TD
Oliver	160	582	3.6	52	3
Ry. Mathews	74	330	4.5	32t	3
D. Brown	85	223	2.6	16	0
Rivers	37	102	2.8	17	0
R. Brown LG	20	63	3.2	11	0
R. Brown	14	59	4.2	11	0
Woodhead	15	38	2.5	13	0
Draughn	10	19	1.9	6	0
Royal	3	14	4.7	15	0
Chargers	398	1367	3.4	52	6
Opponents	438	1986	4.5	90t	11

Receiving	No.	Yds.	Avg.	Long	TD
K. Allen	77	783	10.2	35	4
Gates	69	821	11.9	34	12
Royal	62	778	12.5	47t	7
Floyd	52	856	16.5	59	6
Oliver	36	271	7.5	50	1
D. Brown	29	211	7.3	24	0
Green	19	226	11.9	28	0
Inman	12	158	13.2	28	0
Ry. Mathews	9	69	7.7	16	0
R. Brown LG	5	44	8.8	24	0
R. Brown	4	39	9.8	24	0
Woodhead	5	34	6.8	14	0
Ajirotutu	4	45	11.3	17	0
D. Johnson	1	4	4.0	4	0
J. Phillips	1	1	1.0	1t	1
Chargers	380	4296	11.3	59	31
Opponents	320	3605	11.3	77t	24

Interceptions	No.	Yds.	Avg.	Long	TD
Flowers	3	44	14.7	27	0
Weddle	1	17	17.0	17	0
Ducre LG	1	7	7.0	7	0
Gilchrist	1	4	4.0	4	0
Te'o	1	0	0.0	0	0
Verrett	1	0	0.0	0	0
Chargers	7	65	9.3	27	0
Opponents	18	262	14.6	99t	2

Punting	No.	Yds.	Avg.	Net	TB	I-20	Lg.	B
Scifres	55	2516	45.7	38.9	6	21	72	1
McBriar	13	610	46.9	35.4	1	1	58	0
Novak	6	240	40.0	36.7	0	1	51	0
Chargers	75	3366	44.9	38.1	7	23	72	1
Opponents	69	3210	46.5	41.3	8	27	66	1

Punt Returns	Ret.	FC	Yds.	Avg.	Lg.	TD
K. Allen	11	11	99	9.0	29	0
Royal	11	6	100	9.1	58	0
Davis	1	1	4	4.0	4	0
Chargers	23	18	203	8.8	58	0
Opponents	35	15	366	10.5	41	0

Kickoff Returns	Ret.	Yds.	Avg.	Long	TD
Davis	19	476	25.1	35	0
Draughn	3	58	19.3	20	0
D. Brown	1	8	8.0	8	0
D. Johnson	1	0	0.0	0	0
Oliver	1	22	22.0	22	0
T. Williams	1	13	13.0	13	0
Chargers	26	577	22.2	35	0
Opponents	67	1488	22.2	72	0

Field Goals	1-19	20-29	30-39	40-49	50+
Novak	1/1	6/6	8/9	4/6	3/4
Chargers	1/1	6/6	8/9	4/6	3/4
Opponents	2/2	14/14	4/4	8/10	0/4

Novak: (36G) (50G,43G,28G) (19G,37G) (33G,34G,23G,37G) (34G) (30G) (24G,48G) () () (23G,48N,52G) (23G, 48G) (52G,26G) () (46B,30G,37N) (40G) (52N)

Defensive Tackles (T-A-TT-TFL-SK-PR-QB Hits-INT-FF-FR-PD): Weddle 89-21-110-2-0-1-1-1-2-0-8, Butler 46-37-83-6-1-3-1-0-0-3-2, Gilchrist 69-11-80-7-1-1-1-1-2-0-4, Conner 42-26-68-2-1-3-1-0-0-0-2, Te'o 36-32-68-2-1-4-3-1-0-0-4, Liuget 52-13-65-19-4.5-18-18-0-2-2-2, Wright 52-6-58-2-0-0-0-0-0-0-10, Johnson 37-20-57-6-1-6-3-0-1-0-1, Flowers 48-5-53-1-0-0-1-3-0-0-11, Addae 39-9-48-1-1-0-1-0-2-1-1, Gachkar 23-23-46-7-1-2-1-0-0-1-2, Reyes 25-18-43-4-1-12-8-0-0-01, Ingram 25-15-40-7-4-5-12-0-2-0-0, Lissemore 22-10-32-2-1-5-2-0-0-1-0, Mathews 18-7-25-6-1.5-7-6-0-2-0-0, Marshall 15-7-22-0-0-0-0-0-0-0-0, Verrett 18-1-19-0-0-0-0-1-0-0-4, Palepoi 14-4-18-4-0-2-1-0-0-0-0, Carrethers 12-2-14-0-0-0-0-0-0-0-0, Williams 9-4-13-0-0-1-2-0-0-0-1, Freeney 7-6-13-5-3.5-15-22-0-0-1-1, Davis 10-2-12-0-0-0-0-0-1-0-1, Attaochu 9-3-12-1-2-6-5-0-1-0-1, Stuckey 9-1-10-0-0-2-0-0-0-1-0, Williams 9-0-9-0-0-0-0-0-0-0-2, Law 4-3-7-2-1-1-1-0-0-0-1, Walker 3-3-6-2-0.5-1-4-0-0-0-0, A. Phillips 0-1-1-0-0-0-0-0-0-0-1

Passing	Att.	Comp.	Yds.	Comp.%	Yds./Att.	TD	TD%	Int.	Int.%	Long	Sack/Lost	Rating
Rivers	570	379	4286	66.5%	7.52	31	5.4%	18	3.2%	59	36/189	93.8
Clemens	3	1	10	33.3%	3.33	0	0.0%	0	0.0%	10	1/9	43.8
Weddle	1	0	0	0.0%	0.00	0	0.0%	0	0.0%	---	0/0	39.6
Chargers	574	380	4296	66.2%	7.48	31	5.4%	18	3.1%	59	37/198	93.4
Opponents	524	320	3605	61.1%	6.88	24	4.6%	7	1.3%	77t	26/178	91.3

2013 FINAL STATISTICS

(9-7 Overall) Third AFC West – Mike McCoy
Home (5-3); Away (4-4); Postseason (1-1)

Date	W/L	Score	Opponent	Att.
09/09	L	28-31	Houston †	59,522
09/15	W	33-30	at Philadelphia	69,144
09/22	L	17-20	at Tennessee	69,143
09/29	W	30-21	Dallas †	68,601
10/06	L	17-27	at Oakland	48,834
10/14	W	19-9	Indianapolis †	57,954
10/20	W	24-6	at Jacksonville	59,550
11/03	L	24-30 OT	at Washington	80,115
11/10	L	20-28	Denver †	68,847
11/17	L	16-20	at Miami	60,256
11/24	W	41-38	at Kansas City	75,259
12/01	L	10-17	Cincinnati	61,536
12/08	W	37-14	New York Giants †	65,132
12/12	W	27-20	at Denver	76,497
12/22	W	26-13	Oakland †	65,675
12/29	W	27-24 OT	Kansas City †	66,374
AFC Wild Card Playoffs				
01/05	W	27-10	at Cincinnati	62,277
AFC Divisional Playoffs				
01/12	L	17-24	at Denver	76,969

Team Statistics	Chargers	Opponent
TOTAL FIRST DOWNS	373	327
Rushing	104	98
Passing	230	208
Penalty	39	21
3rd Down: Made/Att	101/206	70/180
3rd Down Pct.	49.0	38.9
4th Down: Made/Att	5/6	6/13
4th Down Pct.	83.3	46.2
TOTAL NET YARDS	6293	5864
Avg. Per Game	393.3	366.5
Total Plays	1060	959
Avg. Per Play	5.9	6.1
NET YARDS RUSHING	1965	1725
Avg. Per Game	122.8	107.8
Total Rushes	486	376
NET YARDS PASSING	4328	4139
Avg. Per Game	270.5	258.7
Sacked/Yards Lost	30/150	35/248
Gross Yards	4478	4387
Att./Completions	544/378	548/364
Completion Pct.	69.5	66.4
Had Intercepted	11	11
PUNTS/AVERAGE	56/43.2	65/47.0
NET PUNTING AVG.	56/40.0	65/42.9
PENALTIES/YARDS	95/765	100/850
FUMBLES/BALL LOST	14/10	15/6
TOUCHDOWNS	42	40
Rushing	9	14
Passing	32	23
Returns	1	3
TIME OF POSSESSION	32:59	27:01

Score by Quarters	Q1	Q2	Q3	Q4	OT	PTS.
Chargers	**61**	**132**	**85**	**115**	**3**	**396**
Opponents	68	106	79	89	6	348

Scoring	TD	RU	PA	RT	PAT	FG	S	PTS.
Novak	0	0	0	0	42/42	34/37	0	144
Allen	8	0	8	0	0/0	0/0	0	48
Royal	8	0	8	0	0/0	0/0	0	48
Woodhead	8	2	6	0	0/0	0/0	0	48
Mathews	7	6	1	0	0/0	0/0	0	42
Gates	4	0	4	0	0/0	0/0	0	24
Green	3	0	3	0	0/0	0/0	0	18
Ajirotutu	1	0	1	0	0/0	0/0	0	6
R. Brown	1	1	0	0	0/0	0/0	0	6
V. Brown	1	0	1	0	0/0	0/0	0	6
Lissemore	1	0	0	1	0/0	0/0	0	6
Chargers	**42**	**9**	**32**	**1**	**42/42**	**34/37**	**0**	**396**
Opponents	40	14	23	3	39/39	23/30	0	348

2-Pt. Conversions: Chargers 0-0, Opponents 0-0

Sacks: Liuget 5.5, Reyes 5, Keiser 4.5, Ja. Johnson 3, Walker 3, English 2.5, Lissemore 2, Patrick 1.5, Addae 1, Gilchrist 1, Ingram 1, Weddle 1, T. Williams 1, Wynn 1, (group) 1, D. Butler 0.5, Freeney 0.5, **Chargers 35**, Opponents 30

Rushing	No.	Yds.	Avg.	Long	TD
Mathews	285	1255	4.4	51	6
Woodhead	106	429	4.0	14	2
R. Brown	45	157	3.5	13	1
Rivers	28	72	2.6	18	0
McClain	11	32	2.9	7	0
Royal	3	21	7.0	15	0
Weddle	2	4	2.0	2	0
Whitehurst	6	-5	-.8	0	0
Chargers	**486**	**1965**	**4.0**	**51**	**9**
Opponents	376	1725	4.6	46	14

Receiving	No.	Yds.	Avg.	Long	TD
Gates	77	872	11.3	56t	4
Woodhead	76	605	8.0	39	6
Allen	71	1046	14.7	43t	8
Royal	47	631	13.4	54	8
V. Brown	41	472	11.5	51	1
Mathews	26	189	7.3	17	1
Green	17	376	22.1	60t	3
R. Brown	8	60	7.5	15	0
Floyd	6	149	24.8	47	0
Phillips	4	30	7.5	13	0
Ajirotutu	3	64	21.3	26t	1
McClain	2	-7	-3.5	7	0
Rivers	0	-9	---	-9	0
Chargers	**378**	**4478**	**11.8**	**60t**	**32**
Opponents	364	4387	12.1	74t	23

Interceptions	No.	Yds.	Avg.	Long	TD
Gilchrist	2	43	21.5	26	0
Weddle	2	21	10.5	21	0
Wright	1	41	41.0	41	0
D. Butler	1	30	30.0	30	0
Keiser	1	6	6.0	6	0
Cox	1	2	2.0	2	0
Lissemore	1	0	0.0	0t	1
Patrick	1	0	0.0	0	0
Thomas	1	0	0.0	0	0
Chargers	**11**	**143**	**13.0**	**41**	**1**
Opponents	11	146	13.3	52t	2

Punting	No.	Yds.	Avg.	Net	TB	I-20	Lg.	B
Scifres	56	2417	43.2	40.0	1	30	61	0
Chargers	**56**	**2417**	**43.2**	**40.0**	**1**	**30**	**61**	**0**
Opponents	65	3054	47.0	42.9	5	20	75	0

Punt Returns	Ret.	FC	Yds.	Avg.	Lg.	TD
Allen	15	13	125	8.3	28	0
Royal	7	7	41	5.9	12	0
Chargers	**22**	**20**	**166**	**7.5**	**28**	**0**
Opponents	19	19	158	8.3	38	0

Kickoff Returns	Ret.	Yds.	Avg.	Long	TD
Woodhead	12	262	21.8	37	0
Hawkins	8	176	22.0	27	0
R. Brown	6	113	18.8	28	0
Whittaker	6	156	26.0	42	0
Chargers	**32**	**707**	**22.1**	**42**	**0**
Opponents	73	1797	24.6	46	0

Field Goals	1-19	20-29	30-39	40-49	50+
Novak	1/1	9/9	13/16	9/9	2/2
Chargers	**1/1**	**9/9**	**13/16**	**9/9**	**2/2**
Opponents	0/0	6/7	6/6	8/11	3/6

Novak: ( ) (49G,44G,33G,46G) (44G,38B) (36G,42G,23G) (37B,35G) (31G,33G,34G,50G) (20G) (19G) (26G,40G,37N) (27G,50G,29G) (30G,30G) (48G) (36G,27G,43G) (38G,35G) (27G,48G,28G,33G) (22G,36G)

Defensive Tackles (T-A- TT-TFL-SK-PR-QB Hits-INT-FF-FR- PD): Weddle 96-18-114-5-1-1-4-2-1-2-10, Butler 69-30-99-4-0.5-5-1-1-0-1-3, Te'o 49-44-93-5-0-1-2-0-0-0-4, Gilchrist 66-18-84-3-1-0-2-2-1-1-4, Marshall 50-11-61-1-0-1-0-0-0-1-6, Wright 55-2-57-1-0-0-0-1-0-0-13, Liuget 37-13-50-10-5.5-17-18-0-0-0-4, Johnson 28-21-49-4-3-4-5-0-1-0-2, Walker 30-12-42-5-3-4-6-0-1-0-0, Reyes 28-14-42-5-5-13-16-0-0-0-2, Cox 35-4-39-0-0-0-0-1-0-0-6, Patrick 34-2-36-3-1.5-0-4-1-1-0-2, Addae 26-6-32-1-1-0-1-0-0-1-2, Lissemore 21-10-31-5-2-2-4-1-0-0-0, Thomas 18-12-30-7-0-3-2-1-0-0-2, Gachkar 17-8-25-1-0-0-1-0-1-0-0, Bird 14-11-25-0-0-1-0-0-0-0-0, Keiser 13-7-20-5-4.5-4-10-1-0-0-1, English 15-4-19-3-2.5-4-5-0-1-0-1, Guy 10-8-18-0-0-1-3-0-0-0-4, Ingram 5-8-13-2-1-4-1-0-1-0-0, Williams 8-3-11-1-1-1-0-1-0-0, Stuckey 7-2-9-0-0-0-0-0-0-0-1, Wynn 3-0-3-1-1-2-2-0-0-0-0, Butler 2-1-3-0-0-0-0-0-1-0-0, Geathers 2-1-3-0-0-0-0-0-0-0-0, Freeney 0-1-1-1-0.5-7-4-0-0-0-0

Special Teams Tackles (solo-ast-total): Ajirotutu 12-0-12, Weddle 9-2-11, Green 10-0-10, Stuckey 7-3-10, Addae 8-1-9, Marshall 8-0-8, Gachkar 7-1-8, Bird 6-2-8, Novak 5-0-5, Patrick 4-0-4, Phillips 3-1-4, Windt 2-0-2, Allen 1-0-1, Butler 1-0-1, Gilchrist 1-0-1, Royal 1-0-1, Scifres 1-0-1, Wright 1-0-1, English 0-1-1

Passing	Att.	Comp.	Yds.	Comp.%	Yds./Att.	TD	TD%	Int.	Int.%	Long	Sack/Lost	Rating
Rivers	544	378	4478	69.5%	8.23	32	5.9%	11	2.0%	60t	30/150	105.5
Chargers	**544**	**378**	**4478**	**69.5%**	**8.23**	**32**	**5.9%**	**11**	**2.0%**	**60t**	**30/150**	**105.5**
Opponents	548	364	4387	66.4%	8.01	23	4.2%	11	2.0%	74t	35/248	96.4

2012 FINAL STATISTICS

(7-9 Overall) Second AFC West - Norv Turner
Home (3-5); Away (4-4)

Date	W/L	Score	Opponent	Att.
09/10	W	22-14	at Oakland	61,896
09/16	W	38-10	Tennessee †	60,804
09/23	L	3-27	Atlanta	61,297
09/30	W	37-20	at Kansas City	69,979
10/07	L	24-31	at New Orleans	73,109
10/15	L	24-35	Denver †	68,604
10/28	L	6-7	at Cleveland	65,337
11/01	W	31-13	Kansas City †	55,831
11/11	L	24-34	at Tampa Bay	54,813
11/18	L	23-30	at Denver	76,769
11/25	L	13-16 OT	Baltimore	57,882
12/02	L	13-20	Cincinnati	54,980
12/09	W	34-24	at Pittsburgh	61,359
12/16	L	7-31	Carolina	53,832
12/23	W	27-17	at New York Jets	79,088
12/30	W	24-21	Oakland †	66,486

Team Statistics	Chargers	Opponent
TOTAL FIRST DOWNS	293	316
Rushing	81	85
Passing	184	201
Penalty	28	30
3rd Down: Made/Att	82/217	90/214
3rd Down Pct.	37.8	42.1
4th Down: Made/Att	6/11	4/10
4th Down Pct.	54.5	40.0
POSSESSION AVG.	31:10	28:50
TOTAL NET YARDS	4756	5223
Avg. Per Game	297.3	326.4
Total Plays	988	1012
Avg. Per Play	4.8	5.2
NET YARDS RUSHING	1461	1542
Avg. Per Game	91.3	96.4
Total Rushes	411	406
NET YARDS PASSING	3295	36811
Avg. Per Game	205.9	230.1
Sacked/Yards Lost	49/311	38/244
Gross Yards	3606	3925
Att./Completions	528/338	568/347
Completion Pct.	64.0	61.1
Had Intercepted	15	14
PUNTS/AVERAGE	84/46.6	80/45.4
NET PUNTING AVG.	84/40.6	80/40.2
PENALTIES/YARDS	103/796	102/798
FUMBLES/BALL LOST	24/11	29/14
TOUCHDOWNS	39	42
Rushing	4	10
Passing	26	28
Returns	9	4

Score by Quarters	Q1	Q2	Q3	Q4	OT	PTS.
Chargers	99	100	70	81	0	350
Opponents	72	79	69	127	3	350

Scoring	TD	RU	PA	RT	PAT	FG	S	PTS.
Novak	0	0	0	0	33/33	18/20	0	87
Alexander	7	0	7	0	0/0	0/0	0	42
Gates	7	0	7	0	0/0	0/0	0	42
Floyd	5	0	5	0	0/0	0/0	0	30
Kaeding	0	0	0	0	6/6	7/7	0	27
Battle	4	3	1	0	0/0	0/0	0	24
Rosario	3	0	3	0	0/0	0/0	0	18
Spurlock	2	0	0	2	0/0	0/0	0	12
Jammer	2	0	0	2	0/0	0/0	0	12
Meachem	2	0	2	0	0/0	0/0	0	12
Williams	2	0	0	2	0/0	0/0	0	12
Phillips	1	0	0	1	0/0	0/0	1	8
Butler	1	0	0	1	0/0	0/0	0	6
Mathews	1	1	0	0	0/0	0/0	0	6
Royal	1	0	1	0	0/0	0/0	0	6
Weddle	1	0	0	1	0/0	0/0	0	6
Scifres	0	0	0	0	0/0	0/0	0	0
Chargers	**39**	**4**	**26**	**9**	**39/39**	**25/27**	**1**	**350**
Opponents	42	10	28	4	39/39	19/21	0	350

2-Pt. Conversions: Chargers 0-0, Opponents 1-3

Sacks: Phillips 9.5, Liuget 7, Reyes 5.5, Barnes 3, Butler 3, English 1.5, Johnson 1.5, Gachkar 1, Garay 1, Gilchrist 1, Ingram 1, Martin 1, Weddle 1, Spikes 0.5, Taylor 0.5, **Chargers 38**, Opponents 49

Special Teams Tackles (solo-ast-total): Stuckey 10-2-12, Ingram 9-1-10, Battle 7-3-10, Lynch 8-0-8, Gachkar 7-1-8, Wright 7-0-7, Williams 6-0-6, Bigby 4-2-6, Bird 5-0-5, Rosario 4-0-4, Carr 3-1-4, Gilchrist 2-2-4, McMichael 0-4-4, Windt 3-0-3, Goodman 2-0-2, Ajirotutu 1-1-2, Spurlock 1-1-2, English 1-0-0, Mouton 1-0-1, Novak 1-0-1, Taylor 1-0-1

Rushing	No.	Yds.	Avg.	Long	TD
Mathews	184	707	3.8	31	1
Battle	95	311	3.3	52	3
R. Brown	46	220	4.8	21	0
Brinkley	39	115	2.9	13	0
McClain	14	42	3.0	17	0
Rivers	27	40	1.5	11	0
Royal	3	22	7.3	11	0
Weddle	2	10	5.0	6	0
Meachem	1	-6	-6.0	-6	0
Chargers	**411**	**1461**	**3.6**	**52**	**4**
Opponents	406	1542	3.8	41	10

Receiving	No.	Yds.	Avg.	Long	TD
Floyd	56	814	14.5	39	5
Gates	49	538	11.0	34t	7
R. Brown	49	371	7.6	25	0
Mathews	39	252	6.5	24	0
Alexander	37	658	17.8	80t	7
Royal	23	234	10.2	31	1
Spurlock	9	79	8.8	13	0
Battle	15	108	7.2	18	1
Meachem	14	207	14.8	46	2
Brinkley	12	77	6.4	12	0
Rosario	10	95	9.5	18	3
McMichael	9	51	5.7	13	0
McClain	8	29	3.6	12	0
L. Green	4	56	14.0	31	0
Ajirotutu	3	45	15.0	28	0
Clary	1	-8	-8.0	-8	0
Chargers	**338**	**3606**	**10.7**	**80t**	**26**
Opponents	347	3925	11.3	55	28

Interceptions	No.	Yds.	Avg.	Long	TD
Jammer	3	89	29.7	80t	1
Weddle	3	52	17.3	23t	1
Williams	2	90	45.0	59t	2
Lynch	2	50	25.0	30	0
Cason	2	34	17.0	31	0
Butler	1	21	21.0	21t	1
Bird	1	0	0.0	0	0
Chargers	**14**	**336**	**24.0**	**80t**	**5**
Opponents	15	220	14.7	83t	2

Punting	No.	Yds.	Avg.	Net	TB	I-20	Lg.	B
Scifres	81	3914	48.3	40.6	7	30	66	3
Chargers	**84**	**3914**	**46.6**	**40.6**	**7**	**30**	**66**	**3**
Opponents	80	3635	45.4	40.2	5	29	79	1

Punt Returns	Ret.	FC	Yds.	Avg.	Lg.	TD
Spurlock	11	12	188	17.1	63t	1
Royal	12	2	64	5.3	14	0
Weddle	7	1	48	6.9	20	0
Carr	2	5	11	5.5	11	0
Cason	1	2	9	9.0	9	0
Chargers	**33**	**22**	**320**	**9.7**	**63t**	**1**
Opponents	40	15	362	9.1	24	0

Kickoff Returns	Ret.	Yds.	Avg.	Long	TD
Goodman	18	497	27.6	39	0
Spurlock	10	257	25.7	99t	1
Carr	5	102	20.4	26	0
Brinkley	4	86	21.5	28	0
Ingram	2	-1	-.5	0	0
Cason	1	16	16.0	16	0
Chargers	**40**	**957**	**23.9**	**99t**	**1**
Opponents	45	1017	22.6	71	0

Field Goals	1-19	20-29	30-39	40-49	50+
Novak	1/1	5/5	6/6	4/4	2/4
Kaeding	1/1	3/3	0/0	3/3	0/0
Chargers	**2/2**	**8/8**	**6/6**	**7/7**	**2/4**
Opponents	3/3	3/3	5/6	7/7	1/2

Novak: ( ) ( ) ( ) (24G,47G,45G) (20G,55N) (32G) (43G,31G) (25G) (34G) ( ) (47G,30G) (20G,19G,54N) (51G,39G) ( ) (51G,27G) (30G)
Kaeding: (23G,28G,19G,41G,45G) (26G) (41G) ( ) ( ) ( ) ( ) ( ) ( ) ( ) ( ) ( ) ( ) ( ) ( ) ( ) ( ) ( )

Defensive Tackles (solo-ast-total-pd-ff-fr-tfl): Weddle 81-32-113-5-1-0-7, Spikes 59-40-99-2-1-0-1, Butler 56-38-94-5-1-0-8, Bigby 46-33-79-3-0-0-2, Gilchrist 48-28-76-5-0-0-3, Cason 61-10-71-12-1-0-0, Liuget 42-19-61-9-1-1-15, Jammer 45-12-57-9-1-3-2, Williams 27-27-54-2-0-0-1, Lynch 28-19-47-4-0-0-2, Johnson 22-25-47-2-1-0-2, Phillips 20-27-47-2-2-3-11, Reyes 20-14-34-1-0-0-4, Thomas 20-10-30-0-0-0-2, Ingram 18-11-29-5-2-0-5, Martin 16-11-27-0-1-0-4, Franklin 19-4-23-0-0-0-0, Garay 8-9-17-0-0-0-2, Bird 7-8-15-4-0-0-1, Wright 9-5-14-1-1-0-0, Gachkar 8-5-13-0-0-0-2, English 5-6-11-0-0-1-2, Taylor 4-3-7-0-0-0-1, Barnes 6-0-6-0-1-2-4, Mouton 1-1-2-0-0-0-0, Guyton 1-0-1-0-0-0-0

Passing	Att.	Comp.	Yds.	Comp.%	Yds./Att.	TD	TD%	Int.	Int.%	Long	Sack/Lost	Rating
Rivers	527	338	3606	64.1%	6.84	26	4.9%	15	2.8%	80t	49/311	88.6
Alexander	1	0	0	0.0%	0.00	0	0.0%	0	0.0%	---	0/0	39.6
Chargers	**528**	**338**	**3606**	**64.0%**	**6.83**	**26**	**4.9%**	**15**	**2.8%**	**80t**	**49/311**	**88.5**
Opponents	568	347	3925	61.1%	6.91	28	4.9%	14	2.5%	55	38/244	87.9

2011 FINAL STATISTICS

(8-8 Overall) Second AFC West - Norv Turner
Home (5-3); Away (3-5)

Date	W/L	Score	Opponent	Att.
09/11	W	24-17	Minnesota †	66,716
09/18	L	21-35	at New England	68,756
09/25	W	20-17	Kansas City †	62,236
10/02	W	26-16	Miami	63,002
10/09	W	29-24	at Denver	74,895
10/23	L	21-27	at New York Jets	79,088
10/31	L	20-23 OT	at Kansas City	72,733
11/06	L	38-45	Green Bay †	68,908
11/10	L	17-24	Oakland †	68,109
11/20	L	20-31	at Chicago	62,344
11/27	L	13-16 OT	Denver †	64,436
12/05	W	38-14	at Jacksonville	62,743
12/11	W	37-10	Buffalo	62,494
12/18	W	34-14	Baltimore †	67,242
12/24	L	10-38	at Detroit	62,469
01/01	W	38-26	at Oakland	58,721

Team Statistics	Chargers	Opponent
TOTAL FIRST DOWNS	359	311
Rushing	97	102
Passing	234	186
Penalty	28	23
3rd Down: Made/Att	103/211	96/195
3rd Down Pct.	48.8	49.2
4th Down: Made/Att	4/11	1/9
4th Down Pct.	36.4	11.1
TOTAL NET YARDS	6290	5546
Avg. Per Game	393.1	346.6
Total Plays	1048	958
Avg. Per Play	6.0	5.8
NET YARDS RUSHING	1864	1955
Avg. Per Game	116.5	122.2
Total Rushes	436	448
NET YARDS PASSING	4426	3591
Avg. Per Game	276.6	224.4
Sacked/Yards Lost	30/198	32/187
Gross Yards	4624	3778
Att./Completions	582/366	478/299
Completion Pct.	62.9	62.6
Had Intercepted	20	17
PUNTS/AVERAGE	47/47.5	60/47.0
NET PUNTING AVG.	47/39.7	60/41.0
PENALTIES/YARDS	91/753	92/760
FUMBLES/BALL LOST	20/8	11/4
TOUCHDOWNS	46	43
Rushing	16	8
Passing	27	29
Returns	3	6
TIME OF POSSESSION	31:39	28:21

Score by Quarters	Q1	Q2	Q3	Q4	OT	PTS.
Chargers	81	124	116	85	0	406
Opponents	89	118	67	97	6	377

Scoring	TD	RU	PA	RT	PAT	FG	S	PTS.
Novak	0	0	0	0	41/42	27/34	0	122
Tolbert	10	8	2	0	0/0	0/0	0	60
Jackson	9	0	9	0	0/0	0/0	0	54
Gates	7	0	7	0	0/0	0/0	0	42
Mathews	6	6	0	0	0/0	0/0	0	36
Floyd	5	0	5	0	0/0	0/0	0	30
V. Brown	2	0	2	0	0/0	0/0	0	12
Brinkley	1	1	0	0	0/0	0/0	0	8
Butler	1	0	0	1	0/0	0/0	0	6
Crayton	1	0	1	0	0/0	0/0	0	6
Goodman	1	0	0	1	0/0	0/0	0	6
Gregory	1	0	0	1	0/0	0/0	0	6
Hester	1	0	1	0	0/0	0/0	0	6
Rivers	1	1	0	0	0/0	0/0	0	6
Scifres	0	0	0	0	3/3	1/1	0	6
Chargers	**46**	**16**	**27**	**3**	**44/45**	**28/35**	**0**	**406**
Opponents	43	8	29	6	40/40	25/28	0	377

2-Pt. Conversions: Brinkley, **Chargers 1-1**, Opponents 2-3

Sacks: Barnes 11, Thomas 4, Phillips 3.5, Harris 3, Garay 2.5, Butler 2, English 2, LaBoy 1, Liuget 1, Martin 1, Spikes 1, **Chargers 32**, Opponents 30

Rushing	No.	Yds.	Avg.	Long	TD
Mathews	222	1091	4.9	39	6
Tolbert	121	490	4.0	40	8
Brinkley	30	101	3.4	12	1
Hester	28	90	3.2	16	0
Jackson	3	51	17.0	41	0
Rivers	26	36	1.4	15	1
Weddle	1	10	10.0	10	0
Volek	5	-5	-1.0	-1	0
Chargers	**436**	**1864**	**4.3**	**41**	**16**
Opponents	448	1955	4.4	46	8

Receiving	No.	Yds.	Avg.	Long	TD
Gates	64	778	12.2	38t	7
Jackson	60	1106	18.4	58	9
Tolbert	54	433	8.0	27	2
Mathews	50	455	9.1	42	0
Floyd	43	856	19.9	52t	5
McMichael	30	271	9.0	30	0
Crayton	23	248	10.8	26t	1
V. Brown	19	329	17.3	31	2
Hester	12	48	4.0	11	1
Brinkley	7	41	5.9	20	0
Walters	3	27	9.0	13	0
Sperry	1	32	32.0	32	0
Chargers	**366**	**4624**	**12.6**	**58**	**27**
Opponents	299	3778	12.6	78	29

Interceptions	No.	Yds.	Avg.	Long	TD
Weddle	7	89	12.7	26	0
Cason	2	69	34.5	64	0
Gilchrist	2	22	11.0	21	0
Phillips	2	0	0.0	0	0
Spikes	1	45	45.0	45	0
Gregory	1	26	26.0	26t	1
Oliver	1	7	7.0	7	0
Butler	1	2	2.0	2	0
Chargers	**17**	**260**	**15.3**	**64**	**1**
Opponents	20	522	26.1	76	4

Punting	No.	Yds.	Avg.	Net	TB	I-20	Lg.	B
Scifres	47	2234	47.5	39.7	2	17	71	0
Chargers	**47**	**2234**	**47.5**	**39.7**	**2**	**17**	**71**	**0**
Opponents	60	2822	47.0	41.0	5	18	68	0

Punt Returns	Ret.	FC	Yds.	Avg.	Lg.	TD
Crayton	22	9	202	9.2	31	0
Walters	8	3	45	5.6	13	0
Cason	1	0	17	17.0	17	0
Chargers	**31**	**12**	**264**	**8.5**	**31**	**0**
Opponents	25	12	329	13.2	37	0

Kickoff Returns	Ret.	Yds.	Avg.	Long	TD
Goodman	34	936	27.5	105t	1
Gilchrist	3	46	15.3	20	0
Hester	3	71	23.7	24	0
Brinkley	2	34	17.0	22	0
Sperry	1	13	13.0	13	0
Chargers	**43**	**1100**	**25.6**	**105t**	**1**
Opponents	57	1451	25.5	103t	1

Field Goals	1-19	20-29	30-39	40-49	50+
Novak	0/0	11/11	4/5	8/11	4/7
Scifres	0/0	0/0	0/0	1/1	0/0
Chargers	**0/0**	**11/11**	**4/5**	**9/12**	**4/7**
Opponents	0/0	4/4	11/13	7/7	3/4

Novak: ( ) ( ) (35G, 41G) (27G,48G,23G,38G) (24G,32G,28G,51G,35G) ( ) (44G, 52N,44G,42G,26G) (52G) (20G,46N) (28G,55N,48G) (53G,25G,48N,53N) (29G) (47G) (45G,37N,28G) (22G) (51G,44N)
Scifres: (40G) ( ) ( ) ( ) ( ) ( ) ( ) ( ) ( ) ( ) ( ) ( ) ( ) ( ) ( ) ( ) ( ) ( ) ( ) ( )

Defensive Tackles (solo-ast-total-pd-ff-fr-tfl): Takeo Spikes 84-35-119-3-0-0-6, Donald Butler 78-24-102-1-2-1-10, Eric Weddle 67-25-92-8-0-1-2, Steve Gregory 52-20-72-4-0-0-0, Antonio Garay 41-26-67-0-0-0-9, Antoine Cason 51-4-55-15-0-0-0, Quentin Jammer 48-4-52-5-0-0-1, Vaughn Martin 35-14-49-0-0-0-5, Travis LaBoy 32-15-47-1-1-0-3, Antwan Barnes 36-7-43-1-2-0-12, Na'il Diggs 28-11-39-1-0-0-1, Shaun Phillips 30-7-37-6-0-0-7, Dante Hughes 25-9-34-2-0-1-2, Marcus Gilchrist 21-5-26-2-0-0-0, Cam Thomas 19-7-26-2-0-0-6, Corey Liuget 18-8-26-3-1-1-5, Tommie Harris 13-4-17-0-0-0-5, Jacques Cesaire 10-7-17-0-0-0-1, Paul Oliver 11-3-14-2-1-0-0, Bob Sanders 8-6-14-0-0-0-0, Bront Bird 5-2-7-1-0-0-1, Larry English 5-2-7-0-0-0-2, Ogemdi Nwagbuo 4-2-6-0-0-0-1, Andrew Gachkar 2-0-2-0-0-0-0, Everette Brown 0-1-1-0-0-0-0

Special Teams Tackles (solo-ast-total): Mike Tolbert 10-2-12, Andrew Gachkar 9-3-12, Darrell Stuckey 9-3-12, Jacob Hester 8-1-9, Bront Bird 5-3-8, Dante Hughes 4-3-7, Randy McMichael 4-2-6, Marcus Gilchrist 3-3-6, Richard Goodman 5-0-5, Eric Weddle 4-0-4, Shareece Wright 4-0-4, Antwan Barnes 2-2-4, Curtis Brinkley 2-0-2, Steve Gregory 2-0-2, Paul Oliver 2-0-2, Donald Butler 1-0-1, Na'il Diggs 1-0-1, Mike Scifres 1-0-1, Kory Sperry 1-0-1, Mike Windt 1-0-1, Quentin Jammer 0-1-1, Takeo Spikes 0-1-1

Passing	Att.	Comp.	Yds.	Comp.%	Yds./Att.	TD	TD%	Int.	Int.%	Long	Sack/Lost	Rating
Rivers	582	366	4624	62.9%	7.95	27	4.6%	20	3.4%	58	30/198	88.7
Tolbert	0	0	0	—	—	0	—	0	—	—	0/0	—
Chargers	**582**	**366**	**4624**	**62.9%**	**7.95**	**27**	**4.6%**	**20**	**3.4%**	**58**	**30/198**	**88.7**
Opponents	478	299	3778	62.6%	7.90	29	6.1%	17	3.6%	78	32/187	92.5

2010 FINAL STATISTICS

(9-7 Overall) Second AFC West - Norv Turner
Home (6-2); Away (3-5)

Date	W/L	Score	Opponent	Att.
09/13	L	14-21	at Kansas City	71,297
09/19	W	38-13	Jacksonville	62,691
09/26	L	20-27	at Seattle	67,106
10/03	W	41-10	Arizona	62,189
10/10	L	27-35	at Oakland	48,279
10/17	L	17-20	at St. Louis	52,472
10/24	L	20-23	New England †	68,836
10/31	W	33-25	Tennessee	59,260
11/07	W	29-23	at Houston	70,886
11/22	W	35-14	Denver †	68,482
11/28	W	36-14	at Indianapolis	66,085
12/05	L	13-28	Oakland †	68,183
12/12	W	31-0	Kansas City †	66,780
12/16	W	34-7	San Francisco †	67,820
12/26	L	20-34	at Cincinnati	54,194
01/02	W	33-28	at Denver	74,155

Team Statistics	Chargers	Opponent
TOTAL FIRST DOWNS	357	247
Rushing	94	77
Passing	236	153
Penalty	27	17
Third Down: Made/Att	92/205	70/208
Third Down Pct.	.449	.337
Fourth Down: Made/Att	5/13	12/28
Fourth Down Pct.	.385	.429
TOTAL NET YARDS	6,329	4,345
Avg. Per Game	395.6	271.6
Total Plays	1,039	939
Avg. Per Play	6.1	4.6
NET YARDS RUSHING	1,810	1,500
Avg. Per Game	113.1	93.8
Total Rushes	457	404
NET YARDS PASSING	4,519	2,845
Avg. Per Game	282.4	177.8
Sacked/Yards Lost	38/227	47/290
Gross Yards	4,746	3,135
Attempts/Completions	544/359	488/285
Completion Pct.	.660	.584
Had Intercepted	13	16
PUNTS/AVERAGE	56/43.4	81/42.1
NET PUNTING AVG.	30.8	36.2
PENALTIES/YARDS	84/677	97/769
FUMBLES/BALL LOST	25/16	13/7
TOUCHDOWNS	51	39
Rushing	18	14
Passing	30	18
Returns	3	7
TIME OF POSSESSION	33:03	26:57

Score by Quarters	Q1	Q2	Q3	Q4	OT	PTS.
Chargers	76	128	107	130	0	441
Opponents	96	94	31	101	0	322

Scoring	TD	RU	PA	RT	PAT	FG	S	PTS.
Kaeding	0	0	0	0	40/40	23/28	0	109
Tolbert	11	11	0	0	0/0	0/0	0	68
Gates	10	0	10	0	0/0	0/0	0	60
Mathews	7	7	0	0	0/0	0/0	0	42
Floyd	6	0	6	0	0/0	0/0	0	36
Brown	0	0	0	0	8/8	4/5	0	20
Jackson	3	0	3	0	0/0	0/0	0	18
Ajirotutu	2	0	2	0	0/0	0/0	0	12
McMichael	2	0	2	0	0/0	0/0	0	12
Sproles	2	0	2	0	0/0	0/0	0	12
Naanee	1	0	1	0	0/0	0/0	0	8
Burnett	1	0	0	1	0/0	0/0	0	6
Crayton	1	0	1	0	0/0	0/0	0	6
Davis	1	0	1	0	0/0	0/0	0	6
Hester	1	0	1	0	0/0	0/0	0	6
Phillips	1	0	0	1	0/0	0/0	0	6
Washington	1	0	1	0	0/0	0/0	0	6
Weddle	1	0	0	1	0/0	0/0	0	6
Siler	0	0	0	0	0/0	0/0	1	2
Chargers	**51**	**18**	**30**	**3**	**48/48**	**27/33**	**1**	**441**
Opponents	39	14	18	7	36/37	16/16	2	322

2-Pt. Conversions: Naanee, Tolbert, **Chargers 2-3**, Opponents 1-2

Sacks: Phillips 11, Burnett 6, Garay 5.5, Barnes 4.5, Applewhite 3, English 3, Castillo 2.5, Thomas 2, Cesaire 1.5, Cooper 1, T. Johnson 1, Lang 1, Martin 1, Siler 1, Strickland 1, Tucker 1, Nwagbuo 0.5, Weddle 0.5, **Chargers 47**, Opponents 37

Passing	Att.	Comp.	Yds.	Comp.%	Yds./Att.	TD	TD%	Int.	Int.%	Long	Sack/Lost	Rating
Rivers	541	357	4710	66.0%	8.71	30	5.5%	13	2.4%	59t	38/227	101.8
Crayton	1	0	0	0.0%	0.00	0	0.0%	0	0.0%	---	0/0	39.6
Scifres	1	1	28	100.0%	28.00	0	0.0%	0	0.0%	28	0/0	118.8
Volek	1	1	8	100.0%	8.00	0	0.0%	0	0.0%	8	0/0	100.0
Chargers	**544**	**359**	**4746**	**66.0%**	**8.72**	**30**	**5.5%**	**13**	**2.4%**	**59t**	**38/227**	**101.9**
Opponents	488	285	3135	58.4%	6.42	18	3.7%	16	3.3%	71t	47/290	76.2

Rushing	No.	Yds.	Avg.	Long	TD
Tolbert	182	735	4.0	36	11
Mathews	158	678	4.3	31t	7
Sproles	50	267	5.3	34	0
Hester	26	60	2.3	6	0
Rivers	29	52	1.8	14	0
Jackson	1	14	14.0	14	0
Brinkley	2	11	5.5	9	0
Naanee	3	-2	-.7	5	0
Volek	6	-5	-.8	0	0
Chargers	**457**	**1810**	**4.0**	**36**	**18**
Opponents	404	1500	3.7	56t	14

Receiving	No.	Yds.	Avg.	Long	TD
Sproles	59	520	8.8	57t	2
Gates	50	782	15.6	48t	10
Floyd	37	717	19.4	55	6
Crayton	28	514	18.4	49	1
Tolbert	25	216	8.6	28	0
Naanee	23	371	16.1	59t	1
Hester	22	145	6.6	21	1
Mathews	22	145	6.6	17	0
Davis	21	259	12.3	49	1
McMichael	20	221	11.1	28	2
Jackson	14	248	17.7	58t	3
Ajirotutu	13	262	20.2	55t	2
Washington	13	173	13.3	36	1
Kr. Wilson	6	73	12.2	37	0
Sperry	4	73	18.3	35	0
Goodman	1	25	25.0	25	0
Banks	1	2	2.0	2	0
Chargers	**359**	**4746**	**13.2**	**59t**	**30**
Opponents	285	3135	11.0	71t	18

Interceptions	No.	Yds.	Avg.	Long	TD
Cason	4	51	12.8	28	0
Weddle	2	64	32.0	41t	1
Gregory	2	41	20.5	41	0
Burnett	2	31	15.5	29t	1
Jammer	2	5	2.5	5	0
Phillips	1	31	31.0	31t	1
Oliver	1	15	15.0	15	0
Cooper	1	2	2.0	2	0
Siler	1	0	0.0	0	0
Chargers	**16**	**240**	**15.0**	**41t**	**3**
Opponents	13	167	12.8	47	0

Punting	No.	Yds.	Avg.	Net	TB	I-20	Lg.	B
Scifres	52	2430	46.7	30.8	9	13	67	4
Chargers	**56**	**2430**	**43.4**	**30.8**	**9**	**13**	**67**	**4**
Opponents	81	3414	42.1	36.2	3	28	63	0

Punt Returns	Ret.	FC	Yds.	Avg.	Lg.	TD
Sproles	24	11	166	6.9	16	0
Cason	14	4	231	16.5	62	0
Crayton	2	2	23	11.5	13	0
Weddle	0	2	0	---	---	0
Chargers	**40**	**19**	**420**	**10.5**	**62**	**0**
Opponents	28	7	528	18.9	94t	1

Kickoff Returns	Ret.	Yds.	Avg.	Long	TD
Sproles	51	1257	24.6	45	0
Hester	3	25	8.3	13	0
Brinkley	1	29	29.0	29	0
Crayton	1	31	31.0	31	0
Chargers	**56**	**1342**	**24.0**	**45**	**0**
Opponents	84	1880	22.4	101t	3

Field Goals	1-19	20-29	30-39	40-49	50+
Kaeding	0/0	6/6	7/8	9/10	1/4
Brown	0/0	1/1	3/3	0/0	0/1
Chargers	**0/0**	**7/7**	**10/11**	**9/10**	**1/5**
Opponents	0/0	6/6	4/4	4/4	2/2

Kaeding: ( ) (41G) (29G) (38N,48G,47G) (43G,34G) (41G,49B) ( ) ( ) ( ) (52N), (28G,33G, 50G,30G,20G) (39G,50N,33G) (48G) (25G,39G) (20G,28G) (42G,45G,47G,37G,53N)
Brown: ( ) ( ) ( ) ( ) ( ) ( ) ( ) (32G,28G,50N) (34G, 36G) ( ) ( ) ( ) ( ) ( ) ( ) ( ) ( )

Defensive Tackles (solo-ast-total-pd-ff-fr-tfl): Burnett 93-31-124-5-2-1-12, Weddle 72-21-93-10-0-0-7, Phillips 51-17-68-7-0-1-16, Cooper 46-20-66-5-2-0-1, Cason 51-10-61-11-1-0-0, Oliver 38-22-60-3-1-2-0, Garay 41-18-59-0-0-0-10, Applewhite 40-17-57-2-2-0-8, Jammer 42-7-49-8-1-0-0, Cesaire 28-19-47-0-0-0-8, Castillo 27-18-45-0-0-1-8, Gregory 34-9-43-1-1-0-1, Siler 28-11-39-1-0-0-6, Nwagbuo 13-11-24-0-0-1-2, Hughes 16-3-19-0-0-0-1, Johnson 11-8-19-0-0-0-1, Strickland 10-6-16-2-1-0-1, Martin 4-8-12-0-0-0-1, English 7-4-11-0-0-0-4, Barnes 9-1-10-2-0-0-6, Thomas 5-3-8-0-0-0-2, Merriman 3-2-5-0-0-0-0, Carter 2-1-3-0-0-0-0, Beckwith 0-2-2-0-0-0-0, Lang 1-0-1-0-0-0-1, Tucker 1-0-1-0-0-0-1, Holt 0-1-1-0-0-0-0

Special Teams Tackles (solo-ast-total): Teal 11-1-12, Barnes 7-2-9, Siler 7-2-9, Carter 7-1-8, Tolbert 5-3-8, Kris Wilson 5-2-7, Hughes 6-0-6, Spillman 6-0-6, Hester 5-1-6, Kion Wilson 5-0-5, English 4-1-5, Goodman 4-1-5, Strickland 4-1-5, Oliver 4-0-4, Watkins 4-0-4, Moore 3-0-3, McMichael 2-1-3, Applewhite 2-0-2, Gregory 2-0-2, Holt 2-0-2, Scifres 2-0-2, Ajirotutu 1-1-2, Tucker 1-1-2, Windt 1-1-2, Herron 0-2-2, Bennett 1-0-1, Brown 1-0-1, Jammer 1-0-1, Latsko 1-0-1, Naanee 1-0-1, Obiozor 1-0-1, Watkins 1-0-1, Washington 1-0-1, Weddle 1-0-1

2009 FINAL STATISTICS

(13-3 Overall) First AFC West - Norv Turner
Home (6-2); Away (7-1); Postseason (0-1)

Date	W/L	Score	Opponent	Att.
09/14	W	24-20	at Oakland	61,940
09/20	L	26-31	Baltimore †	66,882
09/27	W	23-13	Miami †	67,230
10/04	L	28-38	at Pittsburgh	64,045
10/19	L	23-34	Denver †	68,615
10/25	W	37- 7	at Kansas City	69,337
11/01	W	24-16	Oakland †	67,016
11/08	W	21-20	at New York Giants	78,774
11/15	W	31-23	Philadelphia †	68,879
11/22	W	32- 3	at Denver	74,707
11/29	W	43-14	Kansas City †	65,280
12/06	W	30-23	at Cleveland	67,978
12/13	W	20-17	at Dallas	90,552
12/20	W	27-24	Cincinnati †	68,889
12/25	W	42-17	at Tennessee	69,143
01/03	W	23-20	Washington †	67,554
AFC Divisional Playoffs				
01/17	L	14-17	New York Jets †	69,498

Team Statistics	Chargers	Opponent
TOTAL FIRST DOWNS	330	309
Rushing	80	112
Passing	222	177
Penalty	28	20
Third Down: Made/Att	83/187	82/203
Third Down Pct.	44.4%	40.4%
Fourth Down: Made/Att	5/10	10/20
Fourth th Down Pct.	50.0%	50.0%
TOTAL NET YARDS	5761	5232
Avg. Per Game	360.1	327.0
Total Plays	972	991
Avg. Per Play	5.9	5.3
NET YARDS RUSHING	1423	1884
Avg. Per Game	88.9	117.8
Total Rushes	427	422
NET YARDS PASSING	4338	3348
Avg. Per Game	271.1	209.3
Sacked/Yards Lost	26/168	35/221
Gross Yards	4506	3569
Attempts/Completions	519/338	534/326
Completion Pct.	65.1%	61.0%
Had Intercepted	10	14
PUNTS/AVERAGE	52/45.0	63/43.0
NET PUNTING AVG.	39.2	37.6
PENALTIES/YARDS	78/570	103/795
FUMBLES/BALL LOST	14/7	24/11
TOUCHDOWNS	51	35
Rushing	17	10
Passing	29	23
Returns	5	2
TIME OF POSSESSION	29:58	30:02

Score by Quarters	Q1	Q2	Q3	Q4	OT	PTS.
Chargers	**103**	**120**	**107**	**124**	**0**	**454**
Opponents	51	98	57	114	0	320

Scoring	TD	RU	PA	RT	PAT	FG	PTS.
Kaeding	0	0	0	0	50/51	32/35	146
Tomlinson	12	12	0	0	0/0	0/0	72
Jackson	9	0	9	0	0/0	0/0	54
Sproles	8	3	4	1	0/0	0/0	48
Gates	8	0	8	0	0/0	0/0	48
Tolbert	4	1	3	0	0/0	0/0	24
Hester	2	0	0	2	0/0	0/0	12
Naanee	2	0	2	0	0/0	0/0	12
Oliver	1	0	0	1	0/0	0/0	6
Chambers	1	0	1	0	0/0	0/0	6
Floyd	1	0	1	0	0/0	0/0	6
Wilson	1	0	1	0	0/0	0/0	6
Weddle	1	0	0	1	0/0	0/0	6
Rivers	1	1	0	0	0/0	0/0	6
Chargers	**51**	**17**	**29**	**5**	**50/51**	**32/35**	**454**
Opponents	35	10	23	2	33/33	25/29	320

2-Pt. Conversions: Chargers 0-0, Opponents 1-2

Sacks: Phillips 7.0, Merriman 4.0, Boone 3.0, Burnett 2.5, Siler 2.0, Gregory 2.0, Harris 2.0, Castillo 2.0, English 2.0, Weddle 1.5, Ellison 1.0, Oliver 1.0, Nwagbuo 1.0, Dobbins 1.0, Scott 1.0, Cesaire 1.0. **Chargers: 34.0**, Opponents: 26.0

Rushing	No.	Yds.	Avg.	Long	TD
Tomlinson	223	730	3.3	36	12
Sproles	93	343	3.7	21	3
Tolbert	25	148	5.9	32	1
Hester	21	74	3.5	15	0
Bennett	23	65	2.8	14	0
Rivers	26	50	1.9	15	1
Jackson	3	11	3.7	12	0
Naanee	3	7	2.3	10	0
Davis	1	4	4.0	4	0
Volek	9	-9	-1.0	-1	0
Chargers	**427**	**1423**	**3.3**	**36**	**17**
Opponents	422	1884	4.5	36	10

Receiving	No.	Yds.	Avg.	Long	TD
Gates	79	1157	14.6	56	8
Jackson	68	1167	17.2	55	9
Floyd	45	776	17.2	53	1
Sproles	45	497	11.0	81t	4
Naanee	24	242	10.1	23	2
Tomlinson	20	154	7.7	36	0
Tolbert	17	192	11.3	66t	3
Chambers	9	122	13.6	20	1
Hester	9	24	2.7	5	0
Bennett	6	65	10.8	33	0
Davis	6	52	8.7	11	0
Manumaleuna	5	13	2.6	11	0
Wilson	4	28	7.0	21	1
Osgood	1	17	17.0	17	0
Chargers	**338**	**4506**	**13.3**	**81t**	**29**
Opponents	326	3569	10.9	84	23

Interceptions	No.	Yds.	Avg.	Long	TD
Jammer	3	25	8.3	21	0
Cromartie	3	17	5.7	16	0
Weddle	2	44	22.0	31t	1
Cason	2	22	11.0	22	0
Oliver	1	34	34.0	34	0
Dobbins	1	13	13.0	13	0
Gregory	1	13	13.0	13	0
Siler	1	5	5.0	5	0
Chargers	**14**	**173**	**12.4**	**34**	**1**
Opponents	10	88	8.8	33	0

Punting	No.	Yds.	Avg.	Net	TB	I-20	Lg.	B
Scifres	52	2342	45.0	39.2	2	23	65	0
Chargers	**52**	**2342**	**45.0**	**39.2**	**2**	**23**	**65**	**0**
Opponents	62	2711	43.0	37.6	8	21	69	1

Punt Returns	Ret.	FC	Yds.	Avg.	Lg.	TD
Sproles	26	12	183	7.0	77t	1
Davis	0	1	0	0	0	0
Chargers	**26**	**13**	**183**	**7.0**	**77t**	**1**
Opponents	23	16	265	11.5	71t	1

Kickoff Returns	Ret.	Yds.	Avg.	Long	TD
Sproles	54	1300	24.1	66	0
Davis	4	79	19.8	23	0
Cromartie	3	41	13.7	22	0
Wilson	1	13	13.0	13	0
Hester	1	9	9.0	9	0
Chargers	**63**	**1442**	**22.9**	**66**	**0**
Opponents	87	1909	21.9	93t	1

Field Goals	1-19	20-29	30-39	40-49	50+
Kaeding	2/ 2	17/ 17	4/ 4	6/ 8	3/ 4
Chargers	**2/ 2**	**17/ 17**	**4/ 4**	**6/ 8**	**3/ 4**
Opponents	1/ 1	12/ 12	7/ 7	5/ 8	0/ 1

Kaeding: (47G) (29G,22G,23G,25G) (25G,41N,23G,26G) ( ) (20G,44G,50G,55N) (20G,43N,39G,19G) (28G) ( ) (29G) (28G,47G,28G,19G) (55G,23G) (32G,42G,22G) (29G,34G) (33G,52G) ( ) (47G,24G,45G)

Defensive Tackles (solo-ast-total-pd-ff-fr-tfl): Cooper 78-41-119-8-3-1-2, Burnett 58-25-83-2-0-0-6, Weddle 69-13-82-4-0-0-4, Phillips 56-15-71-4-7-0-11, Siler 51-16-67-3-0-1-7, Gregory 49-14-63-6-0-2-4, Dobbins 39-18-57-0-1-0-4, Jammer 45-9-54-10-1-0-0, Ellison 42-8-50-2-0-0-2, Merriman 34-12-46-0-0-0-5, Oliver 30-8-38-2-0-1-1, Castillo 21-17-38-0-1-0-4, Cromartie 33-3-36-6-0-0-0, English 23-11- 34-0-1-1-3, Cesaire 17-15-32-0-1-1-2, Cason 26-3-29-1-0-0-0, Johnson 14-13-27-0-0-2, Nwagbuo 17-8-25-2-0-1-4, Boone 14-7-21-2-0-0-4, Scott 15-4-19-2-0-0-3, Hart 9-4-13-0-0-0-0, Harris 5-2-7-0-0-0-2, Spillman 5-2-7-0-0-0-0, Williams 3-1-4-0-0-0-1, Garay 2-2-4-0-0-0-0, Martin 2-2-4-0-0-0-0, Tucker 2-0-2-0-0-0-0, Coleman 1-0-1-0-0-0-1, Holt 1-0-1-0-0-0-1, Hughes 1-0-1-0-0-0-0

Special Teams Tackles (solo-ast-total): Tolbert 16-6-22, Osgood 13-2-15, Oliver 8-4-12, Siler 8-3-11, Cason 10-0-10, Holt 7-2-9, Hester 7-0-7, Binn 5-1-6, Wilson 3-2-5, Spillman 2-3-5, Burnett 3-1-4, Dobbins 2-2-4, Naanee 2-2-4, English 3-0-3, Gregory 3-0-3, Bennett 2-0-2, Ellison 2-0-2, Kaeding 2-0-2, Tucker 2-0-2, Harris 1-1-2, Floyd 1-0-1, Garay 1-0-1, Hart 1-0-1, Hughes 1-0-1, Jammer 1-0-1

Passing	Att.	Comp.	Yds.	Comp.%	Yds./Att.	TD	TD%	Int.	Int.%	Long	Sack/Lost	Rating
P.Rivers	486	317	4254	65.2%	8.8	28	5.8%	9	1.9%	81t	25/167	104.4
B.Volek	31	20	231	64.5%	7.5	1	3.2%	1	3.2%	50	1/1	84.2
L.Naanee	1	1	21	100.0%	21.0	0	0.0%	0	0.0%	21	0/0	118.8
L.Tomlinson	1	0	0	0.0%	0.0	0	0.0%	0	0.0%	0	0/0	39.6
Chargers	**519**	**338**	**4506**	**65.1%**	**8.7**	**29**	**5.6%**	**10**	**1.9%**	**81t**	**26/168**	**103.1**
Opponents	534	326	3569	61.0%	6.7	23	4.3%	14	2.6%	84	35/221	84.2

2008 FINAL STATISTICS

(8-8 Overall) First AFC West – Norv Turner
Home (5-3); Away (3-5); Postseason (1-1)

Date	W/L	Score	Opponent	Att.
09/07	L	24-26	Carolina †	67,115
09/14	L	38-39	at Denver	75,915
09/22	W	48-29	New York Jets †	68,922
09/28	W	28-18	at Oakland	61,808
10/05	L	10-17	at Miami	65,063
10/12	W	30-10	New England †	68,704
10/19	L	14-23	at Buffalo	71,602
10/26	L	32-37	at New Orleans	83,226
11/09	W	20-19	Kansas City †	67,510
11/16	L	10-11	at Pittsburgh	62,051
11/23	L	20-23	Indianapolis †	68,428
11/30	L	16-22	Atlanta †	67,200
12/04	W	34-7	Oakland †	68,097
12/14	W	22-21	at Kansas City	73,842
12/21	W	41-24	at Tampa Bay	64,778
12/28	W	52-21	Denver †	69,131
AFC Wild Card Playoffs				
01/03	W	23-17 OT	Indianapolis †	68,082
AFC Divisional Playoffs				
01/11	L	24-35	at Pittsburgh	63,899

Team Statistics	Chargers	Opponents
TOTAL FIRST DOWNS	301	339
Rushing	92	98
Passing	191	213
Penalty	18	28
3rd Down: Made/Att	89/194	84/207
3rd Down Pct.	45.9%	40.6%
4th Down: Made/Att	8/11	13/24
4th Down Pct.	72.7%	54.2%
TOTAL NET YARDS	5584	5599
Avg. Per Game	349.0	349.9
Total Plays	924	1041
Avg. Per Play	6.0	5.4
NET YARDS RUSHING	1726	1641
Avg. Per Game	107.9	102.6
Total Rushes	421	408
NET YARDS PASSING	3858	3958
Avg. Per Game	241.1	247.4
Sacked/Yards Lost	25/151	28/132
Gross Yards	4009	4090
Attempts/Completions	478/312	605/411
Completion Pct.	65.3%	67.9%
Had Intercepted	11	15
PUNTS/AVERAGE	51/45.7	60/43.9
NET PUNTING AVG.	40.9	38.7
PENALTIES/YARDS	95/748	78/708
FUMBLES/BALL LOST	18/9	18/9
TOUCHDOWNS	51	39
Rushing	13	11
Passing	34	25
Returns	4	3
TIME OF POSSESSION	28:53	31:07

Score by Quarters	Q1	Q2	Q3	Q4	OT	PTS.
Chargers	**77**	**126**	**84**	**152**	**0**	**439**
Opponents	64	141	59	83	0	347

Scoring	TD	RU	PA	RT	PAT	FG	S	PTS.
Kaeding	0	0	0	0	46/46	27/32	0	127
Tomlinson	12	11	1	0	0/0	0/0	0	72
Gates	8	0	8	0	0/0	0/0	0	48
Sproles	7	1	5	1	0/0	0/0	1	44
Jackson	7	0	7	0	0/0	0/0	0	42
Chambers	5	0	5	0	0/0	0/0	0	30
Floyd	4	0	4	0	0/0	0/0	0	24
Manumaleuna	2	0	2	0	0/0	0/0	0	12
Hester	2	1	1	0	0/0	0/0	0	12
Tolbert	1	0	1	0	0/0	0/0	0	6
Cason	1	0	0	1	0/0	0/0	0	6
Cromartie	1	0	0	1	0/0	0/0	0	6
Weddle	1	0	0	1	0/0	0/0	0	6
Naanee	0	0	0	0	0/0	0/0	1	2
Chargers	**51**	**13**	**34**	**4**	**46/46**	**27/32**	**2**	**439**
Opponents	39	11	25	3	31/33	24/31	2	347

2-Pt. Conversions: Chargers 2-5, Opponents 2-6

Sacks: Phillips 7.5, Tucker 5.5, Harris 2.5, Cesaire 2.0, Olshansky 2.0, Cooper 1.5, Williams 1.5, Castillo 1.5, Bingham 1.5, Weddle 1.0, Applewhite 0.5 **Chargers: 28.0**, Opponents: 24.0

Rushing	No.	Yds.	Avg.	Long	TD
Tomlinson	292	1110	3.8	45	11
Sproles	61	330	5.4	37	1
Hester	19	95	5.0	28	1
Rivers	31	84	2.7	11	0
Jackson	4	69	17.3	31	0
Tolbert	13	37	2.8	11	0
Chambers	1	1	1.0	1	0
Chargers	**421**	**1726**	**4.1**	**45**	**13**
Opponents	408	1641	4.0	49	11

Receiving	No.	Yds.	Avg.	Long	TD
Gates	60	704	11.7	34	8
Jackson	59	1098	18.6	60	7
Tomlinson	52	426	8.2	32	1
Chambers	33	462	14.0	48t	5
Sproles	29	342	11.8	66t	5
Floyd	27	465	17.2	49t	4
Manumaleuna	15	127	8.5	17	2
Tolbert	13	171	13.2	67	1
Hester	12	91	7.6	16	1
Naanee	8	64	8.0	18	0
Davis	4	59	14.8	20	0
Chargers	**312**	**4009**	**12.8**	**67**	**34**
Opponents	411	4090	10.0	71t	25

Interceptions	No.	Yds.	Avg.	Long	TD
Cooper	4	11	2.8	10	0
Cason	2	69	34.5	59t	1
Cromartie	2	66	33.0	52t	1
Jammer	2	2	1.0	2	0
Wilhelm	1	8	8.0	8	0
Castillo	1	4	4.0	4	0
Dobbins	1	4	4.0	4	0
Weddle	1	3	3.0	3	0
Oliver	1	0	0.0	0	0
Chargers	**15**	**167**	**11.1**	**59t**	**2**
Opponents	11	189	17.2	50	1

Punting	No.	Yds.	Avg.	Net	TB	I-20	Lg.	B
M.Scifres	51	2332	45.7	40.9	5	19	67	0
Chargers	**51**	**2332**	**45.7**	**40.9**	**5**	**19**	**67**	**0**
Opponents	60	2633	43.9	38.7	2	25	70	0

Punt Returns	Ret.	FC	Yds.	Avg.	Lg.	TD
Sproles	22	12	249	11.3	43	0
Davis	2	0	15	7.5	10	0
Cromartie	1	0	4	4.0	4	0
Weddle	1	1	1	1.0	1	0
Chargers	**26**	**13**	**269**	**10.3**	**43**	**0**
Opponents	23	12	146	6.3	32	0

Kickoff Returns	Ret.	Yds.	Avg.	Long	TD
Sproles	53	1376	26.0	103t	1
Hester	3	42	14.0	20	0
Cromartie	3	37	12.3	26	0
Manumaleuna	2	14	7.0	9	0
Gordon	1	18	18.0	18	0
Naanee	0	-2	0	-2	0
Chargers	**62**	**1485**	**24.0**	**103t**	**1**
Opponents	86	1943	22.6	94	1

Field Goals	1-19	20-29	30-39	40-49	50+
Kaeding	0/ 0	13/ 13	10/ 10	3/ 8	1/ 1
Chargers	**0/ 0**	**13/ 13**	**10/ 10**	**3/ 8**	**1/ 1**
Opponents	0/ 0	6/ 6	8/ 9	8/ 10	2/ 6

Kaeding: (27G) (34G,21G,28G) (36G,49G) (44N,28G,47N,47G) (34G) (25G,44N,35G,23G) ( ) (33G,24G,31G) (34G,26G) (42N,22G) (35G,47G) (43B,28G) (20G,39G) (32G) (28G,57G) (28G)

Defensive Tackles (solo-ast-total-pd-ff-fr-tfl): Cooper 84-52-136-6-0-0-6, Weddle 109-26-135-5-0-1-3, Jammer 74-17-91-19-3-2-4, Phillips 55-33-88-4-1-1-15, Hart 49-34-83-8-0-2-2, Dobbins 42-36-78-4-2-0-1, Wilhelm 45-23-68-3-0-0-1, Williams 41-26-67-3-0-0-10, Cromartie 57-7-64-9-0-0-1, Olshansky 26-28-54-0-0-0-3, Castillo 25-28-53-1-1-0-6, Cason 44-8-52-7-1-0-3, Tucker 30-13-43-1-0-1-9, Bingham 17-20-37-0-0-0-3, Smith 15-20-35-0-0-0-0, Harris 17-15-32-0-2-1-4, Cesaire 14-16-30-2-0-0-2, Gregory 24-5-29-4-0-0-1, Applewhite 12-7-19-0-0-0-1, Siler 8-4-12-0-0-0-3, Oliver 7-2-9-1-0-0-0, Gordon 7-1-8-1-0-0-0, Merriman 1-3-4-0-0-0-1, Waters 0-3-3-0-0-0-0, Scott 0-1-1-0-0-0-0

Special Teams Tackles (solo-ast-total): Osgood 16-1-17, Siler 11-4-15, Cason 9-6-15, Hester 9-5-14, Dobbins 11-2-13, Naanee 9-1-10, Applewhite 9-0-9, Harris 5-1-6, Binn 4-0-4, Gregory 4-0-4, Oliver 4-0-4, Gordon 2-2-4, Floyd 3-0-3, Waters 3-0-3, Jammer 2-0-2, Kaeding 2-0-2, Weddle 2-0-2, Battle 1-0-1, Hardwick 1-0-1, Scifres 1-0-1, Wilhelm 1-0-1, Tucker 0-1-1, Wilson 0-1-1

Passing	Att.	Comp.	Yds.	Comp.%	Yds./Att.	TD	TD%	Int.	Int.%	Long	Sack/Lost	Rating
P.Rivers	478	312	4009	65.3%	8.4	34	7.1%	11	2.3%	67	25/151	105.6
Chargers	**478**	**312**	**4009**	**65.3%**	**8.4**	**34**	**7.1%**	**11**	**2.3%**	**67**	**25/151**	**105.6**
Opponents	605	411	4090	67.9%	6.8	25	4.1%	15	2.5%	71t	28/132	90.3

2007 FINAL STATISTICS

(11-5 Overall) First AFC West – Norv Turner
Home (7-1); Away (4-4); Postseason (2-1)

Date	W/L	Score	Opponent	Att.
09/09	W	14-3	Chicago †	67,837
09/16	L	14-38	at New England	68,756
09/23	L	24-31	at Green Bay	70,733
09/30	L	16-30	Kansas City †	65,175
10/07	W	41-3	at Denver	76,879
10/14	W	28-14	Oakland †	67,523
10/28	W	35-10	Houston †	60,439
11/04	L	17-35	at Minnesota	63,043
11/11	W	23-21	Indianapolis †	67,726
11/18	L	17-24	at Jacksonville	66,732
11/25	W	32-14	Baltimore †	63,337
12/02	W	24-10	at Kansas City	74,874
12/09	W	23-17 OT	at Tennessee	69,143
12/16	W	51-14	Detroit †	66,505
12/24	W	23-3	Denver †	65,477
12/30	W	30-17	at Oakland	61,706
AFC Wild Card Playoffs				
01/06	W	17-6	Tennessee †	65,640
AFC Divisional Playoffs				
01/13	W	28-24	at Indianapolis	56,950
AFC Championship Game				
01/20	L	12-21	at New England	68,756

Team Statistics	Chargers	Opponents
TOTAL FIRST DOWNS	278	297
Rushing	104	89
Passing	158	185
Penalty	16	23
3rd Down: Made/Att	84/214	83/211
3rd Down Pct.	.393	.393
4th Down: Made/Att	6/10	9/26
4th Down Pct.	.600	.346
TOTAL NET YARDS	5044	5124
Avg. Per Game	315.3	320.3
Total Plays	980	1013
Avg. Per Play	5.1	5.1
NET YARDS RUSHING	2039	1712
Avg. Per Game	127.4	107.0
Total Rushes	485	416
NET YARDS PASSING	3005	3412
Avg. Per Game	187.8	213.3
Sacked/Yards Lost	24/170	42/272
Gross Yards	3175	3684
Att./Completions	471/281	555/338
Completion Pct.	.597	60.9
Had Intercepted	16	30
PUNTS/AVERAGE	82/45.5	69/42.9
NET PUNTING AVG.	82/39.6	69/37.4
PENALTIES/YARDS	94/761	86/665
FUMBLES/BALL LOST	17/8	27/18
TOUCHDOWNS	49	35
Rushing	19	11
Passing	22	20
Returns	8	4
TIME OF POSSESSION	29:50	30:10

Score by Quarters	Q1	Q2	Q3	Q4	OT	PTS.
Chargers	**119**	**116**	**93**	**78**	**6**	**412**
Opponents	47	84	69	84	0	284

Scoring	TD	RU	PA	RT	PAT	FG	S	PTS.
Kaeding	0	0	0	0	46/46	24/27	0	118
Tomlinson	18	15	3	0	0/0	0/0	0	108
Gates	9	0	9	0	0/0	0/0	0	54
Chambers	4	0	4	0	0/0	0/0	0	24
Sproles	4	2	0	2	0/0	0/0	0	24
Cromartie	3	0	0	3	0/0	0/0	0	18
V. Jackson	3	0	3	0	0/0	0/0	0	18
Davis	1	0	1	0	0/0	0/0	0	6
Manumaleuna	1	0	1	0	0/0	0/0	0	6
Neal	1	0	1	0	0/0	0/0	0	6
Phillips	1	0	0	1	0/0	0/0	0	6
Rivers	1	1	0	0	0/0	0/0	0	6
Siler	1	0	0	1	0/0	0/0	0	6
Tucker	1	0	0	1	0/0	0/0	0	6
Turner	1	1	0	0	0/0	0/0	0	6
Chargers	**49**	**19**	**22**	**8**	**46/46**	**24/27**	**0**	**412**
Opponents	35	11	20	4	33/33	13/19	0	284

2-Pt. Conversions: Chargers 0-2, Opponents 1-2

Sacks: Merriman 12.5, Phillips 8.5, Olshansky 3.5, Tucker 3.5, Castillo 2.5, Cesaire 2.5, Cooper 2, Bingham 1.5, Harris 1.5, Hart 1, Polk 1, Weddle 1, Wilhelm 1, **Chargers 42**, Opponents 24

Rushing	No.	Yds.	Avg.	Long	TD
Tomlinson	315	1474	4.7	49	15
Turner	71	316	4.5	74t	1
Sproles	37	164	4.4	34	2
Rivers	29	33	1.1	10	1
Neal	13	32	2.5	10	0
Chambers	2	17	8.5	9	0
Davis	3	9	3.0	6	0
Pinnock	4	1	0.3	5	0
Volek	11	-7	-.6	0	0
Chargers	**485**	**2039**	**4.2**	**74t**	**19**
Opponents	416	1712	4.1	64t	11

Receiving	No.	Yds.	Avg.	Long	TD
Gates	75	984	13.1	49t	9
Tomlinson	60	475	7.9	36	3
V. Jackson	41	623	15.2	45	3
Chambers	35	555	15.9	44	4
Davis	20	188	9.4	18	1
Manumaleuna	10	86	8.6	40	1
Sproles	10	31	3.1	14	0
Naanee	8	69	8.6	22	0
Neal	8	23	2.9	9	1
Floyd	7	97	13.9	25	0
Turner	4	16	4.0	12	0
Osgood	2	23	11.5	15	0
Pinnock	1	5	5.0	5	0
Chargers	**281**	**3175**	**11.3**	**49t**	**22**
Opponents	338	3684	10.9	57t	20

Interceptions	No.	Yds.	Avg.	Long	TD
Cromartie	10	144	14.4	70t	1
Hart	5	73	14.6	22	0
McCree	3	20	6.7	19	0
Wilhelm	3	11	3.7	7	0
Phillips	2	36	18.0	18t	1
Cooper	2	23	11.5	18	0
Florence	2	4	2.0	4	0
Jammer	1	0	0.0	0	0
Olshansky	1	0	0.0	0	0
Weddle	1	0	0.0	0	0
Chargers	**30**	**311**	**10.4**	**70t**	**2**
Opponents	16	283	17.7	66t	2

Punting	No.	Yds.	Avg.	Net	TB	I-20	Lg.	B
Scifres	81	3735	46.1	39.6	9	36	70	1
Chargers	**82**	**3735**	**45.5**	**39.6**	**9**	**36**	**70**	**1**
Opponents	69	2961	42.9	37.4	5	16	81	0

Punt Returns	Ret.	FC	Yds.	Avg.	Lg.	TD
Sproles	24	2	229	9.5	45t	1
Davis	6	6	52	8.7	24	0
Osgood	2	0	0	0.0	0	0
Chargers	**32**	**8**	**281**	**8.8**	**45t**	**1**
Opponents	29	19	311	10.7	54	0

Kickoff Returns	Ret.	Yds.	Avg.	Long	TD
Sproles	37	1008	27.2	89t	1
Turner	6	139	23.2	28	0
Cromartie	3	67	22.3	26	0
Manumaleuna	1	6	6.0	6	0
Neal	1	4	4.0	4	0
Chargers	**48**	**1224**	**25.5**	**89t**	**1**
Opponents	75	1566	20.9	62	0

Field Goals	1-19	20-29	30-39	40-49	50+
Kaeding	0/0	11/11	5/6	7/8	1/2
Chargers	**0/0**	**11/11**	**5/6**	**7/8**	**1/2**
Opponents	0/0	6/8	2/2	4/7	1/2

Kaeding: (33B) ( ) (44G) (24G,51G,38G) (26G,45G) (50N) ( ) (36G) (33G) (23G) (27G,46G,41G,41G) (25G, 45N) (20G) (22G,22G,45G) (40G,23G,29G) (36G,31G, 24G)

Defensive Tackles (solo-ast-total-pd-ff-fr-tfl): Cooper 89-90-179-6-2-2-3, Wilhelm 78-66-144-4-0-0-4, Hart 77-32-109-9-0-1-4, Merriman 63-33-96-5-1-2-9, Phillips 62-25-87-5-3-0-2, McCree 51-24-75-6-1-1-0, Olshansky 32-37-69-3-3-0-2, Jammer 56-10-66-10-0-1-1, Florence 54-12-66-10-0-1-3, Bingham 32-26-58-0-0-0-2, Williams 34-19-53-2-1-1-3, Cesaire 25-25-50-3-1-0-0, Weddle 41-7-48-6-0-0-3, Cromartie 33-8-41-18-0-1-0, Castillo 21-18-39-1-0-0-2, McKinney 15-20-35-1-0-0-1, Polk 14-11-25-1-1-0-0, Harris 8-11-19-0-0-1-0, Dobbins 9-7-16-1-0-0-0, Gordon 4-4-8-1-0-0-0, Tucker 5-2-7-0-2-1-0, Siler 2-4-6-0-0-0-1, Gregory 2-0-2-1-0-0-0

Special Teams Tackles (solo-ast-total): Siler 18-3-21, Osgood 12-2-14, Dobbins 11-1-12, Polk 11-1-12, Gregory 8-1-9, Gordon 6-2-8, Harris 6-2-8, Cromartie 6-1-7, Tucker 6-0-6, Weddle 6-0-6, Hart 3-0-3, Pinnock 2-1-3, Turner 2-1-3, McCree 2-0- 2, Kaeding 1-0-1, Rayner 1-0-1, Naanee 0-1-1

Passing	Att.	Comp.	Yds.	Comp.%	Yds./Att.	TD	TD%	Int.	Int.%	Long	Sack/Lost	Rating
Rivers	460	277	3152	60.2%	6.85	21	4.6%	15	3.3%	49t	22/163	82.4
Volek	10	3	6	30.0%	0.60	0	0.0%	1	10.0%	4	2/7	0.0
Tomlinson	1	1	17	100.0%	17.00	1	100.0%	0	0.0%	17t	0/0	158.3
Chargers	**471**	**281**	**3175**	**59.7%**	**6.74**	**22**	**4.7%**	**16**	**3.4%**	**49t**	**24/170**	**81.3**
Opponents	555	338	3684	60.9%	6.64	20	3.6%	30	5.4%	57t	42/272	70.0

2006 FINAL STATISTICS

(14-2 Overall) First AFC West – Marty Schottenheimer
Home (8-0); Away (6-2); Postseason (0-1)

Date	W/L	Score	Opponent	Att.
09/11	W	27-0	at Oakland	62,578
09/17	W	40-7	Tennessee †	64,344
10/01	L	13-16	at Baltimore	70,743
10/08	W	23-13	Pittsburgh †	67,837
10/15	W	48-19	at San Francisco	68,137
10/22	L	27-30	at Kansas City	77,752
10/29	W	38-24	St. Louis †	66,598
11/05	W	32-25	Cleveland †	65,558
11/12	W	49-41	at Cincinnati	65,917
11/19	W	35-27	at Denver	76,723
11/26	W	21-14	Oakland †	66,105
12/03	W	24-21	at Buffalo	63,361
12/10	W	48-20	Denver †	67,514
12/17	W	20-9	Kansas City †	66,583
12/24	W	20-17	at Seattle	68,174
12/31	W	27-20	Arizona †	66,492
AFC Divisional Playoffs				
01/14	L	21-24	New England †	68,810

Team Statistics	Chargers	Opponents
TOTAL FIRST DOWNS	321	285
Rushing	137	87
Passing	169	178
Penalty	15	20
3rd Down: Made/Att	92/213	78/213
3rd Down Pct.	.432	.366
4th Down: Made/Att	6/11	6/17
4th Down Pct.	.545	.353
TOTAL NET YARDS	5840	4825
Avg. Per Game	365.0	301.6
Total Plays	1016	985
Avg. Per Play	5.7	4.9
NET YARDS RUSHING	2578	1613
Avg. Per Game	161.1	100.8
Total Rushes	522	386
NET YARDS PASSING	3262	3212
Avg. Per Game	203.9	200.8
Sacked/Yards Lost	28/150	61/351
Gross Yards	3412	3563
Att./Completions	466/287	538/307
Completion Pct.	.616	.571
Had Intercepted	9	16
PUNTS/AVERAGE	69/41.9	88/44.6
NET PUNTING AVG.	69/38.2	88/38.6
PENALTIES/YARDS	90/791	87/751
FUMBLES/BALL LOST	19/6	28/12
TOUCHDOWNS	59	33
Rushing	32	13
Passing	24	19
Returns	3	1
TIME OF POSSESSION	31:39	28:21

Score by Quarters	Q1	Q2	Q3	Q4	OT	PTS.
Chargers	**85**	**137**	**94**	**176**	**0**	**492**
Opponents	66	74	81	82	0	303

Scoring	TD	RU	PA	RT	PAT	FG	S	PTS.
Tomlinson	31	28	3	0	0/0	0/0	0	186
Kaeding	0	0	0	0	58/58	26/29	0	136
Gates	9	0	9	0	0/0	0/0	0	54
Jackson	6	0	6	0	0/0	0/0	0	38
Floyd	3	0	3	0	0/0	0/0	0	18
Manumaleuna	3	0	3	0	0/0	0/0	0	18
Turner	2	2	0	0	0/0	0/0	0	12
Dobbins	1	0	0	1	0/0	0/0	0	6
Harris	1	0	0	1	0/0	0/0	0	6
McCree	1	0	0	1	0/0	0/0	0	6
Neal	1	1	0	0	0/0	0/0	0	6
Whitehurst	1	1	0	0	0/0	0/0	0	6
Chargers	**59**	**32**	**24**	**3**	**58/58**	**26/29**	**0**	**492**
Opponents	33	13	19	1	32/33	23/26	2	303

2-Pt. Conversions: Jackson, **Chargers 1-1**, Opponents 0-1

Sacks: Merriman 17, Phillips 11.5, Castillo 7, Cesaire 4, Godfrey 4, Harris 3, Cooper 2.5, Edwards 2.5, Polk 2, Williams 2, Bingham 1.5, Olshansky 1.5, Robinson 1.5, McCree 1, **Chargers 61**, Opponents 28

Rushing	No.	Yds.	Avg.	Long	TD
Tomlinson	348	1815	5.2	85t	28
Turner	80	502	6.3	73	2
Neal	29	140	4.8	43	1
Rivers	48	49	1.0	15	0
Pinnock	4	25	6.3	15	0
Parker	2	19	9.5	18	0
Jackson	3	16	5.3	8	0
Whitehurst	2	13	6.5	14t	1
McCardell	1	8	8.0	8	0
Manumaleuna	1	1	1.0	1	0
Volek	3	-3	-1.0	-1	0
Scifres	1	-7	-7.0	-7	0
Chargers	**522**	**2578**	**4.9**	**85t**	**32**
Opponents	386	1613	4.2	51	13

Receiving	No.	Yds.	Avg.	Long	TD
Gates	71	924	13.0	57t	9
Tomlinson	56	508	9.1	51t	3
Parker	48	659	13.7	38	0
McCardell	36	437	12.1	28	0
Jackson	27	453	16.8	55	6
Neal	17	83	4.9	21	0
Floyd	15	210	14.0	46t	3
Manumaleuna	14	91	6.5	19	3
Turner	3	47	15.7	30	0
Chargers	**287**	**3412**	**11.9**	**57t**	**24**
Opponents	307	3563	11.6	74t	19

Interceptions	No.	Yds.	Avg.	Long	TD
Jammer	4	57	14.3	35	0
Hart	3	37	12.3	22	0
Florence	3	24	8.0	23	0
Edwards	3	11	3.7	8	0
Merriman	1	10	10.0	10	0
Castillo	1	1	1.0	1	0
McCree	1	0	0.0	0	0
Chargers	**16**	**140**	**8.8**	**35**	**0**
Opponents	9	105	11.7	31t	1

Punting	No.	Yds.	Avg.	Net	TB	I-20	Lg.	B
Scifres	69	2893	41.9	38.2	2	35	71	0
Chargers	**69**	**2893**	**41.9**	**38.2**	**2**	**35**	**71**	**0**
Opponents	88	3923	44.6	38.6	7	23	72	0

Punt Returns	Ret.	FC	Yds.	Avg.	Lg.	TD
Parker	37	15	331	8.9	50	0
McCardell	5	7	39	7.8	12	0
Gordon	3	1	12	4.0	6	0
Chargers	**45**	**23**	**382**	**8.5**	**50**	**0**
Opponents	27	19	216	8.0	81	0

Kickoff Returns	Ret.	Yds.	Avg.	Long	TD
Turner	36	954	26.5	58	0
Cromartie	10	297	29.7	91	0
Neal	3	11	3.7	7	0
Gordon	2	55	27.5	32	0
Parker	2	19	9.5	12	0
Manumaleuna	1	14	14.0	14	0
Withrow	1	0	0.0	0	0
Chargers	**55**	**1350**	**24.5**	**91**	**0**
Opponents	90	1960	21.8	53	0

Field Goals	1-19	20-29	30-39	40-49	50+
Kaeding	0/0	7/7	11/12	7/9	1/1
Chargers	**0/0**	**7/7**	**11/12**	**7/9**	**1/1**
Opponents	0/0	5/5	10/11	6/7	2/3

Kaeding: (47G,29G) (28G,31G,35G,44G) (34G,54G,40N) (28G,33G,22G) (24G,44G) (39G,31G,47N) (31G) (29G) () () () (42G,36N) (34G,35G) (30G,22G) (46G, 40G) (47G,35G)

Defensive Tackles (solo-ast-total-pd-ff-fr-tfl): Edwards 97-73-170-8-2-1-2, Jammer 77-12-89-17-0-0-0, Williams 44-40-84-2-0-0-2, Cooper 41-41-82-2-1-0-1, McCree 51-29-80-5-0-1-2, Kiel 47-32-79-2-1-1-4, Godfrey 45-31-76-2-2-0-4, Merriman 46-20-66-8-4-1-4, Florence 51-12-63-16-0-0-1, Phillips 48-15-63-8-4-2-6, Castillo 25-27-52-1-0-1-2, Olshansky 23-27-50-1-0-1-2, Cesaire 27-20-47-1-1-0-2, Polk 25-7-32-0-0-0-1, Hart 21-6-27-8-1-1-1, Harris 15-10-25-3-1-2-2, Bingham 7-13-20-0-0-0-0, Robinson 7-9-16-3-0-0-0, Jue 13-2-15-5-0-0-1, Wilhelm 6-8-14-3-0-0-1, Cromartie 9-2-11-5-0-0-0, Dobbins 0-4-4-0-0-0-0, McKinney 1-1-2-1-0-0-0, Gbaja-Biamila 1-0-1-0-0-0-0, Gordon 1-0-1-0-0-0-0, Gregory 0-0-0-1-0-0-0

Special Teams Tackles (solo-ast-total): Hart 20-2-22, Polk 15-4-19, Dobbins 16-2-18, Wilhelm 12-3-15, Gregory 8-4-12, Cromartie 8-2-10, Osgood 7-2-9, Kaeding 5-0-5, Binn 4-1-5, Cooper 1-3-4, Camarillo 3-0-3, Turner 3-0-3, Jue 2-1-3, Florence 2-0-2, Jammer 2-0-2, Floyd 1-0-1, Harris 1-0-1, Kiel 1-0-1, Jackson 0-1-1

Passing	Att.	Comp.	Yds.	Comp.%	Yds./Att.	TD	TD%	Int.	Int.%	Long	Sack/Lost	Rating
Rivers	460	284	3388	61.7%	7.37	22	4.8%	9	2.0	57t	27/144	92.0
Tomlinson	3	2	20	66.7%	6.67	2	66.7%	0	0.0	19t	0/0	125.0
Volek	2	1	4	50.0%	2.00	0	0.0%	0	0.0	4	1/6	56.3
Scifres	1	0	0	0.0%	0.00	0	0.0%	0	0.0	0	0/0	39.6
Chargers	**466**	**287**	**3412**	**61.6%**	**7.32**	**24**	**5.2%**	**9**	**1.9**	**57t**	**28/150**	**93.0**
Opponents	538	307	3563	57.1%	6.62	19	3.5%	16	3.0	74t	61/351	76.6

2005 FINAL STATISTICS

(9-7 Overall) Third AFC West - Marty Schottenheimer
Home (4-4); Away (5-3)

Date	W/L	Score	Opponent	Att.
09/11	L	24-28	Dallas †	67,679
09/18	L	17-20	at Denver	75,310
09/25	W	45-23	New York Giants †	65,373
10/02	W	41-17	at New England	68,756
10/10	L	22-24	Pittsburgh †	68,537
10/16	W	27-14	at Oakland	52,666
10/23	L	17-20	at Philadelphia	67,747
10/30	W	28-20	Kansas City †	65,750
11/06	W	31-26	at New York Jets	77,662
11/20	W	48-10	Buffalo †	65,602
11/27	W	23-17 OT	at Washington	84,930
12/04	W	34-10	Oakland †	66,436
12/11	L	21-23	Miami †	65,026
12/18	W	26-17	at Indianapolis	57,389
12/24	L	7-20	at Kansas City	75,956
12/31	L	7-23	Denver †	65,513

Team Statistics	Chargers	Opponents
TOTAL FIRST DOWNS	337	306
Rushing	116	90
Passing	191	189
Penalty	30	27
3rd Down: Made/Att	88/208	79/212
3rd Down Pct.	.423	.373
4th Down: Made/Att	11/17	10/20
4th Down Pct.	.647	.500
TOTAL NET YARDS	5567	4948
Avg. Per Game	347.9	309.3
Total Plays	1022	999
Avg. Per Play	5.4	5.0
NET YARDS RUSHING	2072	1349
Avg. Per Game	129.5	84.3
Total Rushes	465	386
NET YARDS PASSING	3495	3599
Avg. Per Game	218.4	224.9
Sacked/Yards Lost	31/243	46/289
Gross Yards	3738	3888
Att./Completions	526/338	567/338
Completion Pct.	.643	.596
Had Intercepted	16	10
PUNTS/AVERAGE	71/43.7	78/42.0
NET PUNTING AVG.	71/38.0	78/37.6
PENALTIES/YARDS	110/890	110/831
FUMBLES/BALL LOST	22/12	23/10
TOUCHDOWNS	51	36
Rushing	22	14
Passing	27	20
Returns	2	2
TIME OF POSSESSION	31:34	28:26

Score by Quarters	Q1	Q2	Q3	Q4	OT	PTS.
Chargers	93	139	74	106	6	418
Opponents	36	126	77	73	0	312

Scoring	TD	RU	PA	RT	PAT	FG	S	PTS.
Tomlinson	20	18	2	0	0/0	0/0	0	120
Kaeding	0	0	0	0	49/49	21/24	0	112
Gates	10	0	10	0	0/0	0/0	0	60
McCardell	9	0	9	0	0/0	0/0	0	54
Parker	3	0	3	0	0/0	0/0	0	18
Turner	3	3	0	0	0/0	0/0	0	18
Hart	2	0	0	2	0/0	0/0	0	12
Brees	1	1	0	0	0/0	0/0	0	6
Caldwell	1	0	1	0	0/0	0/0	0	6
Neal	1	0	1	0	0/0	0/0	0	6
Peelle	1	0	1	0	0/0	0/0	0	6
Chargers	**51**	**22**	**27**	**2**	**49/49**	**21/24**	**0**	**418**
Opponents	36	14	20	2	34/35	20/29	1	312

2-Pt. Conversions: Chargers 0-1, Opponents 0-1

Sacks: Merriman 10.0, Phillips 7.0, Foley 4.5, Scott 4.5, Castillo 3.5, Edwards 3.0, Olshansky 3.0, Leber 2.0, Cooper 1.5, Cesaire 1.0, Davis 1.0, Fletcher 1.0, Godfrey 1.0, Harris 1.0, Kiel 1.0, Wilhelm 1.0, **Chargers 46.0**, Opponents 31.0

Special Teams Tackles (solo-ast-total): Milligan 14-7-21, Osgood 14-5-19, Phillips 15-0-15, Wilhelm 12-3-15, Hart 8-3-11, Cooper 9-0-9, Harris 6-2-8, Jue 4-1-5, Turner 4-0-4, Kaeding 3-0-3, Pinnock 3-0-3, Wilson 3-0-3, Merriman 2-1-3, Davis 2-0-2, Jammer 2-0-2, Peelle 2-0-2, Scifres 2-0-2, Binn 1-0-1, Caldwell 1-0-1, Fletcher 1-0-1, Jackson 1-0-1, Neal 1-0-1

Rushing	No.	Yds.	Avg.	Long	TD
Tomlinson	339	1462	4.3	62	18
Turner	57	335	5.9	83t	3
Neal	29	98	3.4	9	0
Parker	4	55	13.8	30	0
Sproles	8	50	6.3	21	0
Brees	21	49	2.3	9	1
Caldwell	2	10	5.0	7	0
McCardell	2	6	3.0	3	0
Osgood	1	4	4.0	4	0
Pinnock	1	4	4.0	4	0
Rivers	1	-1	-1.0	-1	0
Chargers	**465**	**2072**	**4.5**	**83t**	**22**
Opponents	386	1349	3.5	46	14

Receiving	No.	Yds.	Avg.	Long	TD
Gates	89	1101	12.4	38	10
McCardell	70	917	13.1	54	9
Parker	57	725	12.7	49	3
Tomlinson	51	370	7.3	41	2
Caldwell	28	352	12.6	43	1
Neal	24	145	6.0	21	1
Peelle	11	38	3.5	11	1
Jackson	3	59	19.7	21	0
Sproles	3	10	3.3	6	0
Osgood	2	21	10.5	15	0
Chargers	**338**	**3738**	**11.1**	**54**	**27**
Opponents	338	3888	11.5	56	20

Interceptions	No.	Yds.	Avg.	Long	TD
Jue	3	28	9.3	20	0
Edwards	2	15	7.5	14	0
Hart	1	110	110.0	70t	2
Fletcher	1	19	19.0	19	0
Jammer	1	14	14.0	14	0
Wilhelm	1	10	10.0	10	0
Florence	1	9	9.0	9	0
Chargers	**10**	**205**	**20.5**	**70t**	**2**
Opponents	16	230	14.4	51	1

Punting	No.	Yds.	Avg.	Net	TB	I-20	Lg.	B
Scifres	71	3104	43.7	38.0	8	25	71	0
Chargers	**71**	**3104**	**43.7**	**38.0**	**8**	**25**	**71**	**0**
Opponents	78	3274	42.0	37.6	5	19	65	0

Punt Returns	Ret.	FC	Yds.	Avg.	Lg.	TD
Parker	18	9	106	5.9	15	0
Sproles	18	5	108	6.0	23	0
McCardell	3	3	31	10.3	14	0
Chargers	**39**	**17**	**245**	**6.3**	**23**	**0**
Opponents	26	19	244	9.4	52	0

Kickoff Returns	Ret.	Yds.	Avg.	Long	TD
Sproles	63	1528	24.3	58	0
Caldwell	3	99	33.0	60	0
Parker	1	16	16.0	16	0
Pinnock	1	24	24.0	24	0
Turner	1	0	0.0	0	0
Chargers	**69**	**1667**	**24.2**	**60**	**0**
Opponents	83	1856	22.4	54	0

Field Goals	1-19	20-29	30-39	40-49	50+
Kaeding	1/1	3/3	9/9	8/11	0/0
Chargers	**1/1**	**3/3**	**9/9**	**8/11**	**0/0**
Opponents	0/0	8/9	6/7	5/5	1/8

Kaeding: (33G) (42G) (44G) (42G,21G) (34G,32G,41G) (32G,33G) (34G,40B) ( ) (18G) (28G,38G) (42N,46N, 48G) (41G,32G) ( ) (36G,20G,48G,49G) ( ) ( )

Defensive Tackles (solo-ast-total-pd-ff-fr-tfl): Edwards 114-40-154-11-2-0-2, Godfrey 56-22-78-3-1-1-4, Jammer 60-12-72-19-1-0-0, Kiel 49-10-59-6-1-0-0, Florence 47-7-54-11-0-0-2, Merriman 41-13-54-5-2-0-7, Williams 40-13-53-4-0-1-8, Castillo 37-12-49-3-1-0-6, Jue 30-12-42-8-0-0-0, Foley 28-10-38-3-1-0-2, Hart 26-9-35-6-1-2-0, Cooper 20-10-30-0-0-0-1, Olshansky 18-11-29-0-0-0-3, Fletcher 20-8-28-5-0-0-1, Davis 23-3-26-3-1-0-1, Cesaire 17-8-25-0-0-0-1, Leber 18-4-22-1-0-1-4, Phillips 18-2-20-2-2-1-3, Wilhelm 13-3-16-1-0-0-0, Wilson 12-2-14-0-0-0-0, Scott 11-2-13-2-0-0-0, Harris 2-0-2-1-0-0-0, Robinson 1-1-2-0-0-0-0, Bingham 1-0-1-0-0-0-0, McGarrahan 1-0-1-0-0-0-0, Ball 0-1-1-0-0-0-0

Passing	Att.	Comp.	Yds.	Comp.%	Yds./Att.	TD	TD%	Int.	Int.%	Long	Sack/Lost	Rating
Brees	500	323	3576	64.6%	7.15	24	4.8%	15	3.0%	54	27/223	89.2
Rivers	22	12	115	54.5%	5.23	0	0.0%	1	4.5%	22	3/16	50.4
Tomlinson	4	3	47	75.0%	11.75	3	75.0%	0	0.0%	26t	0/0	153.1
McCardell	0	0	0	—	—	0	—	0	—	—	1/4	—
Chargers	**526**	**338**	**3738**	**64.3%**	**7.11**	**27**	**5.1%**	**16**	**3.0%**	**54**	**31/243**	**89.7**
Opponents	567	338	3888	59.6%	6.86	20	3.5%	10	1.8%	56	46/289	84.7

2004 FINAL STATISTICS

(12-4 Overall) First AFC West – Marty Schottenheimer
Home (7-1); Away (5-3); Postseason (0-1)

Date	W/L	Score	Opponent	Att.
09/12	W	27-20	at Houston	70,255
09/19	L	28-34	New York Jets	57,310
09/26	L	13-23	at Denver	74,533
10/03	W	38-17	Tennessee	54,006
10/10	W	34-21	Jacksonville	52,101
10/17	L	20-21	at Atlanta	70,187
10/24	W	17-6	at Carolina	73,096
10/31	W	42-14	Oakland †	66,210
11/07	W	43-17	New Orleans	59,662
11/21	W	23-17	at Oakland	46,905
11/28	W	34-31	at Kansas City	77,447
12/05	W	20-17	Denver †	65,395
12/12	W	31-24	Tampa Bay †	65,858
12/19	W	21-0	at Cleveland	72,489
12/26	L	31-34 OT	at Indianapolis	57,330
01/02	W	24-17	Kansas City †	64,920
AFC Wild Card Playoffs				
01/08	L	17-20 OT	New York Jets †	67,536

Team Statistics	Chargers	Opponents
TOTAL FIRST DOWNS	328	320
Rushing	131	79
Passing	160	200
Penalty	37	41
Third Down: Made/Att.	97/208	69/196
Third Down Pct.	.466	.352
Fourth Down: Made/Att.	5/8	13/24
Fourth Down Pct.	.625	.542
TOTAL NET YARDS	5542	5360
Avg. Per Game	346.4	335.0
Total Plays	996	991
Avg. Per Play	5.6	5.4
NET YARDS RUSHING	2185	1307
Avg. Per Game	136.6	81.7
Total Rushes	525	355
NET YARDS PASSING	3357	4053
Avg. Per Game	209.8	253.3
Sacked/Yards Lost	21/149	29/142
Gross Yards	3506	4195
Attempts/Completions	450/288	607/372
Completion Pct.	.640	.613
Had Intercepted	8	23
PUNTS/AVERAGE	69/43.1	64/42.4
NET PUNTING AVG.	69/38.4	64/37.0
PENALTIES/YARDS	108/875	109/940
FUMBLES/BALL LOST	27/10	19/10
TOUCHDOWNS	55	36
Rushing	24	15
Passing	29	19
Returns	2	2
TIME OF POSSESSION	31:30	28:30

Score by Quarters	Q1	Q2	Q3	Q4	OT	PTS.
Chargers	**92**	**138**	**106**	**110**	**0**	**446**
Opponents	37	97	52	125	3	313

Scoring	TD	RU	PA	RT	PAT	FG	S	PTS.
Kaeding	0	0	0	0	54/55	20/25	0	114
Tomlinson	18	17	1	0	0/0	0/0	0	108
Gates	13	0	13	0	0/0	0/0	0	78
Parker	4	0	4	0	0/0	0/0	0	24
Caldwell	3	0	3	0	0/0	0/0	0	18
Chatman	3	3	0	0	0/0	0/0	0	18
Brees	2	2	0	0	0/0	0/0	0	12
Dwight	2	0	1	1	0/0	0/0	0	12
Flutie	2	2	0	0	0/0	0/0	0	12
Osgood	2	0	2	0	0/0	0/0	0	12
Peelle	2	0	2	0	0/0	0/0	0	12
D. Edwards	1	0	0	1	0/0	0/0	0	6
Floyd	1	0	1	0	0/0	0/0	0	6
Krause	1	0	1	0	0/0	0/0	0	6
McCardell	1	0	1	0	0/0	0/0	0	6
Chargers	**55**	**24**	**29**	**2**	**54/55**	**20/25**	**1**	**446**
Opponents	36	15	19	2	33/34	20/27	0	313

2-Pt. Conversions: Chargers 0-0, Opponents 2-2

Sacks: Foley 10.0, Phillips 4.0, Williams 4.0, Godfrey 2.0, Leber 2.0, Scott 1.5, Dingle 1.0, D. Edwards 1.0, Fisk 1.0, Kiel 1.0, Olshansky 1.0, Cesaire 0.5, **Chargers 29.0**, Opponents 21.0

Special Teams Tackles (solo-ast-total): Hart 13-2-15, Milligan 13-2-15, Osgood 13-0-13, Fletcher 11-0-11, Chatman 9-1-10, Cooper 7-2-9, Phillips 7-2-9, Wilhelm 5-3-8, Peelle 4-0-4, Florence 3-1-4, Moreno 3-1-4, Pippens 3-0-3, Butler 0-3-3, Dwight 2-0-2, Kaeding 2-0-2, Layne 2-0-2, Leber 2-0-2, Turner 2-0-2, Binn 1-0-1, Kiel 1-0-1, Polk 1-0-1, Scifres 1-0-1

Rushing	No.	Yds.	Avg.	Long	TD
Tomlinson	339	1335	3.9	42	17
Chatman	65	392	6.0	52	3
Turner	20	104	5.2	30	0
Brees	53	85	1.6	22	2
Dwight	4	54	13.5	48	0
Neal	16	53	3.3	8	0
Parker	4	53	13.3	38	0
Caldwell	4	45	11.3	20	0
Flutie	5	39	7.8	20	2
Pinnock	9	26	2.9	11	0
McCardell	1	3	3.0	3	0
Shaw	1	1	1.0	1	0
Rivers	4	-5	-1.2	-1	0
Chargers	**525**	**2185**	**4.2**	**52**	**24**
Opponents	355	1307	3.7	26	15

Receiving	No.	Yds.	Avg.	Long	TD
Gates	81	964	11.9	72t	13
Tomlinson	53	441	8.3	74t	1
Parker	47	690	14.7	79t	4
McCardell	31	393	12.7	31	1
Caldwell	18	310	17.2	58t	3
Osgood	15	308	20.5	65	2
Neal	13	66	5.1	12	0
Peelle	10	84	8.4	17t	2
Krause	5	81	16.2	29	1
Turner	4	8	2.0	7	0
Floyd	3	49	16.3	27	1
Pinnock	3	26	8.7	14	0
Dwight	2	31	15.5	23t	1
Chatman	2	17	8.5	17	0
Brees	1	38	38.0	38	0
Chargers	**288**	**3506**	**12.2**	**79t**	**29**
Opponents	372	4195	11.3	50	19

Interceptions	No.	Yds.	Avg.	Long	TD
D. Edwards	5	49	9.8	30t	1
Florence	4	54	13.5	40	0
Wilson	3	12	4.0	12	0
Kiel	2	31	15.5	31	0
Foley	2	4	2.0	4	0
Hart	1	13	13.0	13	0
Jammer	1	12	12.0	12	0
Davis	1	4	4.0	4	0
Dingle	1	1	1.0	1	0
Fletcher	1	0	0.0	0	0
Phillips	1	0	0.0	0	0
Wilhelm	1	0	0.0	0	0
Chargers	**23**	**180**	**7.8**	**40**	**1**
Opponents	8	66	8.3	25	0

Punting	No.	Yds.	Avg.	Net	TB	I-20	Lg.	B
Scifres	69	2974	43.1	38.4	8	29	60	0
Chargers	**69**	**2974**	**43.1**	**38.4**	**8**	**29**	**60**	**0**
Opponents	64	2713	42.4	37.0	5	13	59	0

Punt Returns	Ret.	FC	Yds.	Avg.	Lg.	TD
Parker	27	10	237	8.8	32	0
Dwight	1	5	6	6.0	6	0
Florence	1	0	0	0.0	0	0
Chargers	**29**	**15**	**243**	**8.4**	**32**	**0**
Opponents	23	23	164	7.1	38	0

Kickoff Returns	Ret.	Yds.	Avg.	Long	TD
Dwight	50	1222	24.4	87t	1
Chatman	4	89	22.3	35	0
Welker	4	102	25.5	33	0
Butler	2	35	17.5	24	0
Neal	1	12	12.0	12	0
Turner	1	18	18.0	18	0
D. Edwards	0	0	—	—	0
Chargers	**62**	**1478**	**23.8**	**87t**	**1**
Opponents	83	1846	22.2	96t	2

Field Goals	1-19	20-29	30-39	40-49	50+
Kaeding	1/1	9/11	2/2	5/6	3/5
Chargers	**1/1**	**9/11**	**2/2**	**5/6**	**3/5**
Opponents	0/0	11/11	6/9	2/6	1/1

Kaeding (48G,29G) ( ) (23G,51G) (31G) (21G,28G) (53G,28G) (29N,44G) ( ) (40G,27G) (42N,19G) (29N,52N,25G,43G) (23G,23G) (51N,40G) ( ) (50G) (34G)

Defensive Tackles (solo-ast-total-pd-ff-fr): Edwards 105-46-151-14-3-0-4, Kiel 71-25-96-10-0-1-2, Godfrey 68-19-87-3-3-1-8, Wilson 52-23-75-4-1-0-2, Foley 48-17-65-12-5-2-4, Jammer 53-9-62-10-0-0-1, Leber 47-11-58-1-0-1-3, Olshansky 24-15-39-2-0-0-4, Davis 32-6-38-10-0-0-0, Cooper 25-8-33-2-0-1-1, Florence 28-4-32-8-0-0-2, Williams 25-7-32-4-0-0-1, Fisk 19-11-30-2-0-0-1, Fletcher 24-3-27-5-0-1-0, Cesaire 18-6-24-3-0-0-1, Scott 14-5-19-2-0-0-5, Phillips 14-4-18-3-0-2-0, Hart 5-4-9-2-0-0-1, Moreno 6-2-8-0-0-0-1, Dingle 3-3-6-1-0-0-1, Wilhelm 5-0-5-2-0-0-0, Butler 3-1-4-0-0-0-0, Milligan 3-1-4-1-0-0-0, Ball 2-1-3-2-0-0-0, Downing 1-0-1-0-0-0-0

Passing	Att.	Comp.	Yds.	Comp.%	Yds./Att.	TD	TD%	Int.	Int.%	Long	Sack/Lost	Rating
Brees	400	262	3159	65.5%	7.90	27	6.8%	7	1.8%	79t	18/131	104.8
Flutie	38	20	276	52.6%	7.26	1	2.6%	0	0.0%	29	1/7	85.0
Rivers	8	5	33	62.5%	4.13	1	12.5%	0	0.0%	13t	1/10	110.9
Tomlinson	2	1	38	50.0%	19.00	0	0.0%	0	0.0%	38	1/1	95.8
McCardell	1	0	0	0.0%	0.00	0	0.0%	0	0.0%	0	0/0	39.6
Scifres	1	0	0	0.0%	0.00	0	0.0%	1	100.0%	0	0/0	0.0
Chargers	**450**	**288**	**3506**	**64.0%**	**7.79**	**29**	**6.4%**	**8**	**1.8%**	**79t**	**21/149**	**102.0**
Opponents	607	372	4195	61.3%	6.91	19	3.1%	23	3.8%	50	29/142	76.6

2003 FINAL STATISTICS

(4-12 Overall) Fourth AFC West – Marty Schottenheimer
Home (2-6)*; Away (2-6)

Date	W/L	Score	Opponent	Att.
09/07	L	14-27	at Kansas City	78,048
09/14	L	13-37	Denver †	65,445
09/21	L	10-24	Baltimore †	52,028
09/28	L	31-34 OT	at Oakland	54,078
10/05	L	21-27	at Jacksonville	48,954
10/19	W	26-20	at Cleveland	73,238
10/27	L	10-26	Miami †*	73,014
11/02	L	7-20	at Chicago	61,500
11/09	W	42-28	Minnesota †	64,738
11/16	L	8-37	at Denver	75,217
11/23	L	27-34	Cincinnati †	52,069
11/30	L	24-28	Kansas City †	57,671
12/07	W	14-7	at Detroit	61,544
12/14	L	21-38	Green Bay †	64,978
12/21	L	24-40	at Pittsburgh	52,527
12/28	W	21-14	Oakland †	62,222

* Oct. 27 Game Played at Arizona's Sun Devil Stadium

Team Statistics	Chargers	Opponents
TOTAL FIRST DOWNS	290	326
Rushing	117	124
Passing	146	178
Penalty	27	24
Third Down: Made/Att.	62/197	97/231
Third Down Pct.	.315	.420
Fourth Down: Made/Att.	10/19	10/18
Fourth Down Pct.	.526	.556
TOTAL NET YARDS	5167	5593
Avg. Per Game	322.9	349.6
Total Plays	971	1072
Avg. Per Play	5.3	5.2
NET YARDS RUSHING	2146	2218
Avg. Per Game	134.1	138.6
Total Rushes	417	518
NET YARDS PASSING	3021	3375
Avg. Per Game	188.8	210.9
Sacked/Yards Lost	29/205	30/200
Gross Yards	3226	3575
Attempts/Completions	525/297	524/322
Completion Pct.	.566	.615
Had Intercepted	19	13
PUNTS/AVERAGE	83/41.6	74/42.7
NET PUNTING AVG.	83/36.0	74/36.4
PENALTIES/YARDS	126/1016	110/1006
FUMBLES/BALL LOST	20/12	22/7
TOUCHDOWNS	38	53
Rushing	16	12
Passing	21	36
Returns	1	5
TIME OF POSSESSION	27:52	32:08

Score by Quarters	Q1	Q2	Q3	Q4	OT	PTS.
Chargers	60	86	50	117	0	313
Opponents	121	140	60	117	3	441

Scoring	TD	RU	PA	RT	PAT	FG	S	PTS.
Tomlinson	17	13	4	0	0/0	0/0	0	102
Christie	0	0	0	0	36/36	15/20	0	81
Boston	7	0	7	0	0/0	0/0	0	44
E. Parker	3	0	3	0	0/0	0/0	0	18
Flutie	2	2	0	0	0/0	0/0	0	12
Gates	2	0	2	0	0/0	0/0	0	12
Osgood	2	0	2	0	0/0	0/0	0	12
Brees	1	0	1	0	0/0	0/0	0	6
Lassiter	1	0	0	1	0/0	0/0	0	6
Neal	1	1	0	0	0/0	0/0	0	6
Norman	1	0	1	0	0/0	0/0	0	6
Peelle	1	0	1	0	0/0	0/0	0	6
Alexander	0	0	0	0	0/0	0/0	0	2
Chargers	**38**	**16**	**21**	**1**	**36/36**	**15/20**	**0**	**313**
Opponents	53	12	36	5	52/53	23/26	1	441

2-Pt. Conversions: Alexander, Boston, **Chargers 2-2**, Opponents 0-0

Sacks: Scott 6.5, Dingle 6.0, R. Johnson 4.0, Leber 3.0, Wiley 3.0, Moreno 2.0, Cooper 1.0, Fisk 1.0, Leverette 1.0, Williams 1.0, Wilson 1.0, Edwards 0.5, **Chargers 30.0**, Opponents 29.0

Special Teams Tackles (solo-ast-total): Chatman 16-0-16, Polk 14-2-16, Osgood 8-1-9, Kiel 7-2-9, Cooper 8-0-8, Binn 7-1-8, House 7-1-8, Pinnock 5-0-5, Johnson 3-2-5, Florence 4-0-4, Gates 4-0-4, Bennett 2-0-2, Mattos 2-0-2, Peelle 2-0-2, Ross 2-0-2, Wilhelm 2-0-2, Christie 1-0-1, Fox 1-0-1, Norman 1-0-1, Scifres 1-0-1, Wilson 1-0-1

Rushing	No.	Yds.	Avg.	Long	TD
Tomlinson	313	1645	5.3	73t	13
Flutie	33	168	5.1	17	2
Dwight	9	88	9.8	20	0
Brees	21	84	4.0	18	0
Neal	18	40	2.2	7	1
Caldwell	5	39	7.8	14	0
L. Johnson	4	26	6.5	18	0
E. Parker	3	21	7.0	13	0
Boston	3	18	6.0	13	0
Chatman	8	17	2.1	6	0
Chargers	**417**	**2146**	**5.1**	**73t**	**16**
Opponents	518	2218	4.3	58	12

Receiving	No.	Yds.	Avg.	Long	TD
Tomlinson	100	725	7.3	73t	4
Boston	70	880	12.6	46t	7
Gates	24	389	16.2	48	2
E. Parker	18	244	13.6	33t	3
Peelle	16	133	8.3	24	1
Neal	16	62	3.9	11	0
Dwight	14	193	13.8	32	0
Osgood	13	278	21.4	57t	2
Caldwell	8	80	10.0	15	0
Gilliam	6	95	15.8	37	0
Norman	6	72	12.0	21t	1
Chatman	5	54	10.8	23	0
Brees	1	21	21.0	21t	1
Chargers	**297**	**3226**	**10.9**	**73t**	**21**
Opponents	322	3575	11.1	60t	36

Interceptions	No.	Yds.	Avg.	Long	TD
Jammer	4	6	1.5	6	0
Davis	2	48	24.0	41	0
Edwards	2	27	13.5	15	0
Kiel	2	15	7.5	15	0
Lassiter	1	38	38.0	38t	1
Cooper	1	25	25.0	25	0
Wilson	1	-2	-2.0	-2	0
Chargers	**13**	**157**	**12.1**	**41**	**1**
Opponents	19	196	10.3	32	1

Punting	No.	Yds.	Avg.	Net	TB	I-20	Lg.	B
Bennett	82	3436	41.9	36.2	3	28	56	0
Christie	1	20	20.0	20.0	0	1	20	0
Chargers	**83**	**3456**	**41.6**	**36.0**	**3**	**29**	**56**	**0**
Opponents	74	3162	42.7	36.4	4	16	73	0

Punt Returns	Ret.	FC	Yds.	Avg.	Lg.	TD
L Johnson	24	5	184	7.7	21	0
E. Parker	23	2	207	9.0	49	0
Dwight	2	2	0	0.0	2	0
Chargers	**49**	**9**	**391**	**8.0**	**49**	**0**
Opponents	38	20	409	10.8	80t	2

Kickoff Returns	Ret.	Yds.	Avg.	Long	TD
L. Johnson	50	1151	23.0	60	0
Dwight	22	488	22.2	32	0
Florence	4	47	11.8	24	0
Chatman	2	31	15.5	23	0
Pinnock	2	50	25.0	41	0
Carson	1	13	13.0	13	0
Neal	1	1	1.0	1	0
Peelle	1	14	14.0	14	0
Scott	1	9	9.0	9	0
Chargers	**84**	**1804**	**21.5**	**60**	**0**
Opponents	67	1437	21.4	85t	1

Field Goals	1-19	20-29	30-39	40-49	50+
Christie	1/1	6/6	3/3	3/7	2/3
Chargers	**1/1**	**6/6**	**3/3**	**3/7**	**2/3**
Opponents	0/0	5/6	5/6	12/13	1/1

Christie ( ) (19G,25G) (24G,50N) (32G) ( ) (44G,50G,43N,42G,32G) (51G) (46N) ( ) ( ) (48G,26G) (40B,48B,21G) ( ) (20G,26G) (31G) ( )

Defensive Tackles (solo-ast-total-pd-ff-fr): Edwards 124-38-162-9-1-0, Moreno 78-17-95-4-1-2, Wilson 63-19-82-8-3-0, Leber 64-11-75-1-1-0, Jammer 57-14-71-13-0-1, Kiel 52-7-59-4-0-0, Lassiter 51-8-59-1-1-0, Davis 45-13-58-10-0-0, Fisk 41-10-51-0-0-1, Wiley 38-13-51-4-2-1, Dingle 31-6-37-1-2-1, Williams 24-9-33-1-1-0, Leverette 17-6-23-0-0-0, Fox 18-4-22-2-0-0, Scott 14-4-18-1-0-0, Florence 16-0-16-2-0-0, Johnson 12-1-13-0-2-0, Cooper 5-3-8-1-0-0, Polk 5-1-6-0-0-0, Salave'a 2-3-5-1-0-0, House 3-0-3-4-0-0, Cody 2-1-3-0-0-0, Cesaire 1-2-3-0-0-0, Carson 2-0-2-1-0-0, Hand 2-0-2-0-0-0

Passing	Att.	Comp.	Yds.	Comp.%	Yds./Att.	TD	TD%	Int.	Int.%	Long	Sack/Lost	Rating
Brees	356	205	2108	57.6%	5.92	11	3.1%	15	4.2%	68t	21/178	67.5
Flutie	167	91	1097	54.5%	6.57	9	5.4%	4	2.4%	73t	8/27	82.8
Bennett	1	0	0	0.0%	0.00	0	0.0%	0	0.0%	0	0/0	39.6
Tomlinson	1	1	21	100.0%	21.00	1	100.0%	0	0.0%	21t	0/0	158.3
Chargers	**525**	**297**	**3226**	**56.6%**	**6.14**	**21**	**4.0%**	**19**	**3.6%**	**73t**	**29/205**	**73.1**
Opponents	524	322	3575	61.5%	6.82	36	6.9%	13	2.5%	60t	30/200	94.3

2002 FINAL STATISTICS

(8-8 Overall) Third AFC West - Marty Schottenheimer
Home (5-3); Away (3-5)

Date	W/L	Score	Opponent	Att.
09/08	W	34-6	at Cincinnati	53,705
09/15	W	24-3	Houston †	56,098
09/22	W	23-15	at Arizona	28,980
09/29	W	21-14	New England †	66,463
10/06	L	9-26	at Denver	75,065
10/13	W	35-34	Kansas City †	58,995
10/20	W	27-21 OT	at Oakland	60,974
11/03	L	13-44	New York Jets †	59,772
11/10	L	24-28	at St. Louis	66,093
11/17	W	20-17 OT	San Francisco †	67,161
11/24	L	3-30	at Miami	73,138
12/01	W	30-27 OT	Denver †	66,357
12/08	L	7-27	Oakland †	67,968
12/15	L	13-20	at Buffalo	61,838
12/22	L	22-24	at Kansas City	77,899
12/29	L	28-31 OT	Seattle †	52,159

Team Statistics	Chargers	Opponents
TOTAL FIRST DOWNS	313	326
Rushing	117	91
Passing	166	205
Penalty	30	30
Third Down: Made/Att.	78/210	83/218
Third Down Pct.	.371	.381
Fourth Down: Made/Att.	4/12	7/11
Fourth Down Pct.	.333	.636
TOTAL NET YARDS	5325	6034
Avg. Per Game	332.8	377.1
Total Plays	1028	1056
Avg. Per Play	5.2	5.7
NET YARDS RUSHING	2137	1739
Avg. Per Game	133.6	108.7
Total Rushes	466	410
NET YARDS PASSING	3188	4295
Avg. Per Game	199.3	268.4
Sacked/Yards Lost	24/180	39/23
Gross Yards	3368	4526
Attempts/Completions	538/324	607/375
Completion Pct.	.602	.618
Had Intercepted	16	17
PUNTS/AVERAGE	89/39.8	83/40.1
NET PUNTING AVG.	89/34.3	83/33.2
PENALTIES/YARDS	100/805	103/854
FUMBLES/BALL LOST	16/8	16/10
TOUCHDOWNS	40	43
Rushing	19	15
Passing	17	26
Returns	4	2
TIME OF POSSESSION	29:57	30:03

Score by Quarters	Q1	Q2	Q3	Q4	OT	PTS.
Chargers	61	109	63	88	12	333
Opponents	103	86	65	110	3	367

Scoring	TD	RU	PA	RT	PAT	FG	S	PTS.
Tomlinson	15	14	1	0	0/0	0/0	0	90
Christie	0	0	0	0	35/36	18/26	0	89
Conway	7	2	5	0	0/0	0/0	0	42
Caldwell	3	0	3	0	0/0	0/0	0	20
Dwight	3	1	2	0	0/0	0/0	0	18
McCrary	3	0	3	0	0/0	0/0	0	18
Edwards	2	0	0	2	0/0	0/0	0	12
Alexander	1	0	1	0	0/0	0/0	0	6
Brees	1	1	0	0	0/0	0/0	0	6
Fletcher	1	1	0	0	0/0	0/0	0	6
Johnson	1	0	0	1	0/0	0/0	0	6
McNeil	1	0	0	1	0/0	0/0	0	6
Norman	1	0	1	0	0/0	0/0	0	6
E. Parker	1	0	1	0	0/0	0/0	0	6
Chargers	40	19	17	4	25/26	18/26	1	333
Opponents	43	15	26	2	42/42	21/31	1	367

2-Pt. Conversions: Caldwell, **Chargers 1-3**, Opponents 1-1

Sacks: Johnson 6.5, Wiley 6.0, Leber 5.0, Dingle 4.0, Carson 3.5, Fisk 3.0, J. Williams 2.5, Harrison 2.0, Molden 2.0, Scott 2.0, Seau 1.5, Polk 1.0, **Chargers 39.0**, Opponents 24.0

Special Teams Tackles (solo-ast-total): Polk 13-0-13, Goodspeed 11-1-12, Moreno 8-3-11, Ruff 10-0-10, Peelle 7-0-7, Beckett 5-0-5, Chatman 4-0-4, Lyle 3-1-4, Cody 3-0-3, Leber 3-0-3, Sanchez 3-0-3, Jammer 2-1-3, Bennett 2-0-2, Caldwell 2-0-2, Christie 2-0-2, Fletcher 2-0-2, Jenkins 2-0-2, McCrary 2-0-2, Binn 1-1-2, Norman 1-1-2, Fox 1-0-1, Richey 1-0-1

Rushing	No.	Yds.	Avg.	Long	TD
Tomlinson	372	1683	4.5	76	14
Brees	38	130	3.4	15	1
Fletcher	26	128	4.9	15	1
Dwight	12	108	9.0	20	1
Conway	7	53	7.6	22	2
Chatman	6	19	3.2	11	0
Caldwell	2	9	4.5	6	0
Flutie	1	6	6.0	6	0
McCrary	2	1	0.5	2	0
Chargers	466	2137	4.6	76	19
Opponents	410	1739	4.2	61t	15

Receiving	No.	Yds.	Avg.	Long	TD
Tomlinson	79	489	6.2	30	1
Conway	57	852	14.9	52t	5
Dwight	50	623	12.5	42	2
Alexander	45	510	11.3	32	1
Caldwell	22	208	9.5	26	3
McCrary	22	96	4.4	25	3
E. Parker	17	268	15.8	31t	1
Norman	16	201	12.6	29	1
Fletcher	10	62	6.2	13	0
Chatman	3	44	14.7	25	0
Peelle	3	15	5.0	10	0
Chargers	324	3368	10.4	52t	17
Opponents	375	4526	12.1	99t	26

Interceptions	No.	Yds.	Avg.	Long	TD
Edwards	5	95	19.0	46	1
Molden	3	9	3.0	8	0
Lyle	2	26	13.0	26	0
Harrison	2	2	1.0	2	0
Wiley	1	40	40.0	40	0
Fox	1	25	25.0	25	0
Seau	1	25	25.0	25	0
McNeil	1	16	16.0	16	0
Moreno	1	8	8.0	8	0
Chargers	17	246	14.5	46	1
Opponents	16	204	12.8	45	1

Punting	No.	Yds.	Avg.	Net	TB	I-20	Lg.	B
Bennett	87	3540	40.7	34.3	6	31	63	2
Chargers	89	3540	39.8	34.3	6	31	63	2
Opponents	83	3332	40.1	33.2	13	16	61	1

Punt Returns	Ret.	FC	Yds.	Avg.	Lg.	TD
Dwight	19	11	231	12.2	37	0
Vanover	16	4	86	5.4	16	0
Caldwell	2	0	-2	-1.0	0	0
Chargers	37	15	315	8.5	37	0
Opponents	36	28	369	10.3	52t	1

Kickoff Returns	Ret.	Yds.	Avg.	Long	TD
Jenkins	40	925	23.1	56	0
Vanover	14	323	23.1	39	0
Caldwell	9	220	24.4	39	0
Dwight	8	166	20.8	26	0
Carson	1	14	14.0	14	0
Fletcher	1	22	22.0	22	0
Chargers	73	1670	22.9	56	0
Opponents	53	1059	20.0	65	0

Field Goals	1-19	20-29	30-39	40-49	50+
Christie	0/0	8/8	5/6	4/9	1/3
Chargers	0/0	8/8	5/6	4/9	1/3
Opponents	0/0	9/10	6/6	3/9	3/6

Christie (28G,27G) (36G) (50N) (50B) (24G) ( ) ( ) ( ) (41G) (44B,36G,40G) (38G,42N) (42N,20G,40G,49N,38B,27G) ( ) (39G,44N,53G) (30G,49G,24G) (26G,29G)

Defensive Tackles (solo-ast-total-pd-ff-fr): Edwards 100-29-129-11-0-1, Harrison 69-19-88-8-2-0, Seau 60-24-84-7-1-0, McNeil 72-7-79-12-0-4, Molden 68-11-79-9-2-2, Jammer 56-8-64-10-0-0, Leber 40-9-49-1-3-0, Johnson 31-9-40-1-0-1, Fisk 28-10-38-0-0-0, Wiley 31-5-36-5-1-0, Beckett 32-2-34-2-1-0, Moreno 28-4-32-1-0-0, Carson 22-9-31-3-0-1, Lyle 23-4-27-2-1-0, Dingle 24-1-25-0-0-1, Williams 20-4-24-2-1-0, Fox 17-6-23-3-0-0, Scott 8-0-8-2-1-0, Ruff 4-0-4-0-0-0, Sanchez 4-0-4-0-0-0, Cody 3-1-4-0-0-0, Polk 3-1-4-0-0-0, Wilson 3-0-3-0-0-0, Binn 0-1-1-0-0-0

Passing	Att.	Comp.	Yds.	Comp.%	Yds./Att.	TD	TD%	Int.	Int.%	Long	Sack/Lost	Rating
Brees	526	320	3284	60.8%	6.24	17	3.2%	16	3.0%	52t	24/180	76.9
Flutie	11	3	64	27.3%	5.82	0	0.0%	0	0.0%	47	0/0	51.3
Caldwell	1	1	20	100.0%	20.00	0	0.0%	0	0.0%	20	0/0	118.8
Chargers	538	324	3368	60.2%	6.26	17	3.2%	16	3.0%	52t	24/180	76.5
Opponents	607	375	4526	61.%	7.46	26	4.3%	17	2.8%	99t	39/231	87.2

2001 FINAL STATISTICS

(5-11 Overall) Fifth AFC West - Mike Riley
Home (4-4); Away (1-7)

Date	W/L	Score	Opponent	Att.
09/09	W	30-3	Washington †	60,629
09/23	W	33-21	at Dallas	63,430
09/30	W	28-14	Cincinnati †	56,048
10/07	L	16-20	at Cleveland	73,018
10/14	L	26-29 OT	at New England	60,292
10/21	W	27-10	Denver †	67,521
10/28	W	27-24	Buffalo †	63,698
11/04	L	20-25	Kansas City †	58,789
11/11	L	16-26	at Denver	74,951
11/18	L	24-34	at Oakland	61,960
11/25	L	17-20	Arizona †	49,398
12/02	L	10-13 OT	at Seattle	55,466
12/09	L	14-24	at Philadelphia	65,438
12/15	L	6-13	Oakland †	67,349
12/23	L	17-20	at Kansas City	76,131
12/30	L	22-25	Seattle †	51,412

Team Statistics	Chargers	Opponents
TOTAL FIRST DOWNS	290	290
Rushing	92	99
Passing	177	166
Penalty	21	25
Third Down: Made/Att.	79/221	84/224
Third Down Pct.	.357	.375
Fourth Down: Made/Att.	3/4	7/12
Fourth Down Pct.	.750	.583
TOTAL NET YARDS	5200	4904
Avg. Per Game	325.0	306.5
Total Plays	1010	1025
Avg. Per Play	5.1	4.8
NET YARDS RUSHING	1695	1504
Avg. Per Game	105.9	94.0
Total Rushes	435	449
NET YARDS PASSING	3505	3400
Avg. Per Game	219.1	212.5
Sacked/Yards Lost	27/180	41/218
Gross Yards	3685	3618
Attempts/Completions	548/309	535/317
Completion Pct.	.564	.593
Had Intercepted	18	19
PUNTS/AVERAGE	78/42.4	90/42.1
NET PUNTING AVG.	36.9	36.8
PENALTIES/YARDS	97/777	79/632
FUMBLES/BALL LOST	26/11	33/12
TOUCHDOWNS	35	35
Rushing	13	10
Passing	16	24
Returns	6	1
TIME OF POSSESSION	30:15	29:45

Score by Quarters	Q1	Q2	Q3	Q4	OT	PTS.
Chargers	81	51	81	119	0	332
Opponents	60	109	46	100	6	321

Scoring	TD	RU	PA	RT	PAT	FG	S	PTS.
Richey	0	0	0	0	26/26	21/32	0	89
Tomlinson	10	10	0	0	0/0	0/0	0	60
Conway	7	1	6	0	0/0	0/0	0	42
Christie	0	0	0	0	6/6	9/11	0	33
J. Graham	5	0	5	0	0/0	0/0	0	30
F. Jones	4	0	4	0	0/0	0/0	0	24
Dwight	2	1	0	1	0/0	0/0	0	12
Jenkins	2	0	0	2	0/0	0/0	0	12
Flutie	1	1	0	0	0/0	0/0	0	6
Harris	1	0	0	1	0/0	0/0	0	6
Heiden	1	0	1	0	0/0	0/0	0	6
Johnson	1	0	0	1	0/0	0/0	0	6
Perry	1	0	0	1	0/0	0/0	0	6
Chargers	**35**	**13**	**16**	**6**	**32/32**	**30/43**	**0**	**332**
Opponents	35	10	24	1	31/33	26/35	0	321

2-Pt. Conversions: Chargers 0-3, Opponents 1-2

Sacks: Wiley 13.0, Johnson 9.5, R. Harrison 3.5, Carson 3.0, Dixon 2.0, Parrella 2.0, Dingle 1.0, Fontenot 1.0, L. Harrison 1.0, Moreno 1.0, Rogers 1.0, Ruff 1.0, Seau 1.0, Tanuvasa 1.0, **Chargers 41.0**, Opponents 27.0

Special Teams Tackles (solo-ast-total): Humphrey 9-5-14, Harris 10-2-12, Carswell 10-0-10, Jenkins 10-0-10, Moreno 9-1-10, Beckett 6-0-6, Sanchez 5-0-5, McCrary 4-1-5, Rogers 4-1-5, Cody 4-0-4, Holecek 4-0-4, Polk 4-0-4, Perry 1-3-4, Binn 3-0-3, Ruff 3-0-3, Richey 2-1-3, L. Harrison 2-0-2, Heiden 2-0-2, Fletcher 1-0-1

Rushing	No.	Yds.	Avg.	Long	TD
Tomlinson	339	1236	3.6	54	10
Flutie	53	192	3.6	16	1
Conway	7	116	16.6	67t	1
Fletcher	29	107	3.7	16	0
Dwight	2	24	12.0	16t	1
Brees	2	18	9.0	13	0
McCrary	2	3	1.5	2	0
Jenkins	1	-1	-1.0	-1	0
Chargers	**435**	**1695**	**3.9**	**67t**	**13**
Opponents	449	1504	3.3	26	10

Receiving	No.	Yds.	Avg.	Long	TD
Conway	71	1125	15.8	72t	6
Tomlinson	59	367	6.2	27	0
J. Graham	52	811	15.6	61t	5
F. Jones	35	388	11.1	34	4
Dwight	25	406	16.2	78	0
Fletcher	23	184	8.0	27	0
Gaylor	14	217	15.5	31	0
McCrary	13	71	5.5	12	0
Heiden	8	55	6.9	16	1
R. Jones	5	29	5.8	11	0
Batteaux	3	25	8.3	17	0
Harris	1	7	7.0	7	0
Chargers	**309**	**3685**	**11.9**	**78**	**16**
Opponents	317	3618	11.4	80t	24

Interceptions	No.	Yds.	Avg.	Long	TD
McNeil	8	55	6.9	33	0
R. Harrison	2	51	25.5	22	0
Perry	2	37	18.5	37t	1
Cody	2	3	1.5	3	0
Beckett	1	8	8.0	8	0
Dixon	1	6	6.0	6	0
Seau	1	2	2.0	2	0
Fontenot	1	0	0.0	0	0
Molden	1	0	0.0	0	0
Chargers	**19**	**162**	**8.5**	**37t**	**1**
Opponents	18	135	7.5	41	0

Punting	No.	Yds.	Avg.	Net	TB	I-20	Lg.	B
Bennett	78	3308	42.4	36.9	4	25	62	0
Chargers	**78**	**3308**	**42.4**	**36.9**	**4**	**25**	**62**	**0**
Opponents	90	3789	42.1	36.8	3	25	63	0

Punt Returns	Ret.	FC	Yds.	Avg.	Lg.	TD
Dwight	24	12	271	11.3	84t	1
Milburn	17	4	139	8.2	19	0
R. Jones	3	0	5	1.7	5	0
Chargers	**44**	**16**	**415**	**9.4**	**84t**	**1**
Opponents	32	15	346	10.8	40	0

Kickoff Returns	Ret.	Yds.	Avg.	Long	TD
Jenkins	58	1541	26.6	93t	2
R. Jones	4	126	31.5	74	0
Carson	1	10	10.0	10	0
Fletcher	1	11	11.0	11	0
Harris	1	19	19.0	19	0
Whitman	1	9	9.0	9	0
Chargers	**66**	**1716**	**26.0**	**93t**	**2**
Opponents	64	1671	26.1	70	0

Field Goals	1-19	20-29	30-39	40-49	50+
Richey	0/0	13/15	4/7	3/7	1/3
Christie	0/0	4/4	3/5	2/2	0/0
Chargers	**0/0**	**17/19**	**7/12**	**5/9**	**1/3**
Opponents	1/1	11/11	6/6	7/16	1/1

Richey (21G,48G,32G) (22G,24G,23G,41N,43G) (38N) (22G,21G,38G) (21G,36N,27G,59N) (21G,51G) (37G,25G,36N,41N) (43N,48G,35G) (29G) (26G) (25N,26G,27N) (53N) ( ) ( ) (46N) ( )
Christie ( ) ( ) ( ) ( ) ( ) ( ) ( ) ( ) ( ) ( ) ( ) ( ) ( ) (26G) (34N,37N) (29G,31G) (27G) (32G,25G,40G, 41G,36G)

Defensive Tackles (solo-ast-total-pd-ff-fr): R. Harrison 91-17-108-13-2-1, Seau 84-12-96-6-2-1, Beckett 72-21-93-5-1-1, McNeil 65-12-77-16-1-0, Ruff 59-15-74-4-0-1, Parrella 61-6-67-1-0-1, Dixon 48-14-62-3-0-0, Cody 53-6-59-5-0-0, Wiley 38-9-47-2-5-0, Johnson 28-10-38-1-2-2, Carson 24-9-33-3-0-2, Perry 20-4-24-5-1-1, Molden 18-1-19-5-0-0, L. Harrison 15-2-17-1-0-0, Sanchez 14-0-14-1-0-0, Dingle 10-1-11-1-0-0, Holecek 8-1-9-0-0-0, Mohring 5-3-8-1-0-0, Carswell 4-3-7-0-0-0, Fontenot 4-3-7-1-0-0, Moreno 5-1-6-0-1-0, Rogers 3-1-4-0-0-0, Williams 2-0-2-0-0-1, Turner 1-1-2-0-0-0, Harris 1-0-1-0-1-1, Tanuvasa 1-0-1-0-0-0, Richey 0-1-1-0-0-0

Passing	Att.	Comp.	Yds.	Comp.%	Yds./Att.	TD	TD%	Int.	Int.%	Long	Sack/Lost	Rating
Flutie	521	294	3464	56.4%	6.65	15	2.9%	18	3.5%	78	25/168	72.0
Brees	27	15	221	55.6%	8.19	1	3.7%	0	0.0%	40	2/12	94.8
Chargers	**548**	**309**	**3685**	**56.4%**	**6.72**	**16**	**2.9%**	**18**	**3.3%**	**78**	**27/180**	**73.1**
Opponents	535	317	3618	59.3%	6.76	24	4.5%	19	3.6%	80t	41/218	79.8

2000 FINAL STATISTICS

(1-15 Overall) Fifth AFC West - Mike Riley
Home (1-7); Away (0-8)

Date	W/L	Score	Opponent	Att.
09/03	L	6-9	at Oakland	56,373
09/10	L	27-28	New Orleans †	51,300
09/17	L	10-42	at Kansas City	77,604
09/24	L	12-20	Seattle †	47,233
10/01	L	31-57	at St. Louis	66,010
10/08	L	7-21	Denver †	56,079
10/15	L	24-27 OT	at Buffalo	72,351
10/29	L	13-15	Oakland †	66,659
11/05	L	15-17	at Seattle	59,884
11/12	L	7-17	Miami †	56,896
11/19	L	37-38	at Denver	75,218
11/26	W	17-16	Kansas City †	47,228
12/03	L	17-45	San Francisco †	57,255
12/10	L	3-24	at Baltimore	68,805
12/17	L	22-30	at Carolina	72,159
12/24	L	21-34	Pittsburgh †	50,809

Team Statistics	Chargers	Opponents
TOTAL FIRST DOWNS	251	312
Rushing	63	76
Passing	156	195
Penalty	32	41
Third Down: Made/Att.	72/219	91/242
Third Down Pct.	.329	.376
Fourth Down: Made/Att.	3/14	5/9
Fourth Down Pct.	.214	.556
TOTAL NET YARDS	4300	4959
Avg. Per Game	268.8	309.9
Total Plays	982	1061
Avg. Per Play	4.4	4.7
NET YARDS RUSHING	1062	1422
Avg. Per Game	66.4	88.9
Total Rushes	351	470
NET YARDS PASSING	3238	3537
Avg. Per Game	202.4	221.1
Sacked/Yards Lost	53/302	39/249
Gross Yards	3540	3786
Attempts/Completions	578/311	552/326
Completion Pct.	.539	.591
Had Intercepted	30	16
PUNTS/AVERAGE	92/46.2	91/41.5
NET PUNTING AVG.	36.2	36.4
PENALTIES/YARDS	121/1036	106/851
FUMBLES/BALL LOST	38/20	17/6
TOUCHDOWNS	31	50
Rushing	7	10
Passing	19	33
Returns	5	7
TIME OF POSSESSION	28:08	31:52

Score by Quarters	Q1	Q2	Q3	Q4	OT	PTS.
Chargers	58	99	60	52	0	269
Opponents	77	128	110	122	3	440

Scoring	TD	RU	PA	RT	PAT	FG	S	PTS
Carney	0	0	0	0	27/27	18/25	0	81
Conway	5	0	5	0	0/0	0/0	0	30
F. Jones	5	0	5	0	0/0	0/0	0	30
Fletcher	4	3	1	0	0/0	0/0	0	24
J. Graham	4	0	4	0	0/0	0/0	0	24
Chancey	2	2	0	0	0/0	0/0	0	12
Fazande	2	2	0	0	0/0	0/0	0	12
McCrary	2	0	2	0	0/0	0/0	0	12
Dixon	1	0	0	1	0/0	0/0	0	6
Dumas	1	0	0	1	0/0	0/0	0	6
Gaylor	1	0	1	0	0/0	0/0	0	6
Harrison	1	0	0	1	0/0	0/0	0	6
Heiden	1	0	1	0	0/0	0/0	0	6
R. Jenkins	1	0	0	1	0/0	0/0	0	6
Turner	1	0	0	1	0/0	0/0	0	6
Fontenot	0	0	0	0	0/0	0/0	1	2
Chargers	**31**	**7**	**19**	**5**	**27/27**	**18/25**	**1**	**269**
Opponents	50	10	33	7	46/46	30/34	1	440

2-Pt. Conversions: Chargers 0-4, Opponents 1-4

Sacks: Parrella 7.0, Harrison 6.0, Mickell 6.0, Dixon 5.0, Fontenot 4.0, Seau 3.5, Dingle 2.5, Beckett 1.0, Dumas 1.0, Lewis 1.0, Rusk 1.0, Williams 1.0, **Chargers 39.0**, Opponents 53.0

Special Teams Tackles (solo-ast-total): Tovar 11-1-12, McCrary 11-0-11, Beckett 10-0-10, Turner 9-0-9, Taylor 8-1-9, Rusk 8-0-8, Heiden 7-0-7, Humphrey 6-1-7, Bynum 5-0-5, Darden 5-0-5, Davis 4-0-4, Reeves 3-1-4, Binn 3-0-3, Fletcher 3-0-3, R. Jenkins 3-0-3, Ruff 3-0-3, Denton 2-1-3, Bennett 1-0-1, Brown 1-0-1, Hatcher 1-0-1, Jackson 1-0-1

Rushing	No.	Yds.	Avg.	Long	TD
Fletcher	116	384	3.3	21	3
Fazande	119	368	3.1	26	2
Chancey	42	141	3.4	14	2
Leaf	28	54	1.9	14	0
Conway	3	31	10.3	13	0
Bynum	7	26	3.7	9	0
Harbaugh	16	24	1.5	7	0
Moreno	5	20	4.0	13	0
McCrary	7	8	1.1	4	0
R. Jenkins	8	6	0.8	4	0
Chargers	**351**	**1062**	**3.0**	**26**	**7**
Opponents	470	1422	3.0	49	10

Receiving	No.	Yds.	Avg.	Long	TD
F. Jones	71	766	1.8	44	5
J. Graham	55	907	16.5	83t	4
Conway	53	712	13.4	68t	5
Fletcher	48	355	7.4	26	1
R. Jones	22	253	11.5	34	0
McCrary	18	141	7.8	19	2
Fazande	16	104	6.5	17	0
Gaylor	13	182	14.0	62t	1
Heiden	6	32	5.3	10	1
Ricks	3	35	11.7	23	0
Bynum	2	13	6.5	7	0
Jacquet	1	25	25.0	25	0
Davis	1	8	8.0	8	0
Chancey	1	6	6.0	6	0
R. Jenkins	1	1	1.0	1	0
Chargers	**311**	**3540**	**11.4**	**83t**	**19**
Opponents	326	3786	11.6	68t	33

Interceptions	No.	Yds.	Avg.	Long	TD
Harrison	6	97	16.2	63t	1
Seau	2	2	1.0	2	0
Turner	1	75	75.0	75t	1
Dumas	1	56	56.0	56t	1
Dixon	1	36	36.0	36t	1
Ruff	1	18	18.0	18	0
D. Jenkins	1	16	16.0	16	0
Beckett	1	7	7.0	7	0
Lewis	1	6	6.0	3	0
Brown	1	0	0.0	0	0
Chargers	**16**	**313**	**19.6**	**75t**	**4**
Opponents	30	515	17.2	69t	3

Punting	No.	Yds.	Avg.	Net	TB	I-20	Lg.	B
Bennett	92	4248	46.2	36.2	10	23	66	0
Chargers	**92**	**4248**	**46.2**	**36.2**	**10**	**23**	**66**	**0**
Opponents	91	3780	41.5	36.4	10	32	68	1

Punt Returns	Ret.	FC	Yds.	Avg.	Lg.	TD
Jacquet	30	8	211	7.0	35	0
R. Jones	9	3	53	5.9	17	0
J. Graham	3	6	7	2.3	7	0
Dumas	1	0	1	1.0	1	0
D. Jenkins	1	0	0	0.0	0	0
Chargers	**44**	**17**	**272**	**6.2**	**35**	**0**
Opponents	51	10	722	14.2	64t	1

Kickoff Returns	Ret.	Yds.	Avg.	Long	TD
R. Jenkins	67	1531	22.9	93t	1
Bynum	13	242	18.6	39	0
D. Graham	1	0	0.0	0	0
Jacox	1	8	8.0	8	0
R. Jones	1	11	11.0	11	0
Chargers	**83**	**1792**	**21.6**	**93t**	**1**
Opponents	61	1471	24.1	98t	1

Field Goals	1-19	20-29	30-39	40-49	50+
Carney	1/1	3/3	5/7	7/10	2/4
Chargers	**1/1**	**3/3**	**5/7**	**7/10**	**2/4**
Opponents	1/1	13/13	10/11	4/7	2/2

Carney ( ) (42G,49G) (54G,51N) (41G,28G,24G,45G) (37G,49N) (34N) (36G) (40B) (51N,19G,41G,28G) (43N) (41G,31G,33G) (52G) (34G) (47G) (37B) ( )

Defensive Tackles (solo-ast-total-pd-ff-fr): Harrison 101-26-127-17-1-0, Seau 103-19-122-11-1-0, Dumas 64-11-75-6-0-0, Ruff 54-14-68-5-0-1, Parrella 54-11-65-6-1-0, Dixon 53-9-62-6-0-1, D. Jenkins 50-5-55-5-0-0, Williams 46-7-53-1-1-0, Beckett 28-11-39-2-0-0, Brown 28-7-35-10-0-0, Mickell 34-1-35-1-2-0, Lewis 28-2-30-4-1-1, Fontenot 21-4-25-1-1-0, Dingle 15-1-16-2-0-0, Darden 13-2-15-0-0-0, Mohring 9-2-11-0-0-0, Jackson 9-0-9-0-0-0, Turner 8-0-8-1-0-0, Tovar 5-2-7-0-0-0, Smith 5-1-6-1-0-0, Rusk 5-0-5-0-0-0, Denton 3-0-3-1-0-0, Hatcher 3-0-3-0-0-0, Taylor 3-0-3-0-0-0, Carson 2-0-2-0-0-0, Simpson 2-0-2-0-0-1, Harvey 1-0-1-0-0-0, Humphrey 1-0-1-0-0-0

Passing	Att.	Comp.	Yds.	Comp.%	Yds./Att.	TD	TD%	Int.	Int.%	Long	Sack/Lost	Rating
Leaf	322	161	1883	50.0%	5.85	11	3.4%	18	5.6%	83t	31/155	56.2
Harbaugh	202	123	1416	60.9%	7.01	8	4.0%	10	5.0%	62t	14/96	74.6
Moreno	53	27	241	50.9%	4.55	0	0.0%	2	3.8%	26	8/51	47.8
Chancey	1	0	0	0.0%	0.00	0	0.0%	0	0.0%	0	0/0	39.6
Chargers	**578**	**311**	**3540**	**53.8%**	**6.12**	**19**	**3.3%**	**30**	**5.2%**	**83t**	**53/302**	**61.8**
Opponents	552	326	3786	59.1%	6.86	33	6.0%	16	2.9%	68t	39/249	87.7

1999 FINAL STATISTICS

(8-8 Overall) Third AFC West - Mike Riley
Home (4-4); Away (4-4)

Date	W/L	Score	Opponent	Att.
09/19	W	34-7	at Cincinnati	47,660
09/26	L	19-27	Indianapolis †	56,942
10/03	W	21-14	Kansas City †	58,099
10/10	W	20-10	at Detroit	61,481
10/17	W	13-10	Seattle †	59,432
10/24	L	3-31	Green Bay †	68,274
10/31	L	0-34	at Kansas City	78,473
11/07	L	17-33	Denver †	61,204
11/14	L	9-28	at Oakland	43,353
11/21	L	20-23 OT	Chicago †	56,055
11/28	L	27-35	at Minnesota	64,232
12/05	W	23-10	Cleveland †	53,147
12/12	W	19-16	at Seattle	66,318
12/19	L	9-12	at Miami	73,765
12/26	W	23-20	Oakland †	63,846
01/02	W	12-6	at Denver	69,278

Team Statistics	Chargers	Opponents
TOTAL FIRST DOWNS	262	279
Rushing	69	77
Passing	171	181
Penalty	22	21
Third Down: Made/Att.	89/242	84/229
Third Down Pct.	.368	.367
Fourth Down: Made/Att.	6/14	6/11
Fourth Down Pct.	.429	.545
TOTAL NET YARDS	4589	4905
Avg. Per Game	286.8	306.6
Total Plays	1039	1022
Avg. Per Play	4.4	4.8
NET YARDS RUSHING	1246	1321
Avg. Per Game	77.9	82.6
Total Rushes	410	432
NET YARDS PASSING	3343	3584
Avg. Per Game	208.9	224.0
Sacked/Yards Lost	46/284	41/263
Gross Yards	3627	3847
Attempts/Completions	583/332	549/315
Completion Pct.	.569	.574
Had Intercepted	24	15
PUNTS/AVERAGE	89/43.9	85/40.5
NET PUNTING AVG.	38.7	35.2
PENALTIES/YARDS	104/823	117/909
FUMBLES/BALL LOST	29/11	30/12
TOUCHDOWNS	25	34
Rushing	10	8
Passing	12	24
Returns	3	2
TIME OF POSSESSION	30:00	30:00

Score by Quarters	Q1	Q2	Q3	Q4	OT	PTS.
Chargers	40	112	46	71	0	269
Opponents	91	80	93	49	3	316

Scoring	TD	RU	PA	RT	PAT	FG	S	PTS.
Carney	0	0	0	0	22/23	31/36	0	115
Means	5	4	1	0	0/0	0/0	0	30
Stephens	4	3	1	0	0/0	0/0	0	24
Bynum	3	1	2	0	0/0	0/0	0	18
Fazande	2	2	0	0	0/0	0/0	0	12
J. Graham	2	0	2	0	0/0	0/0	0	12
F. Jones	2	0	2	0	0/0	0/0	0	12
Lewis	2	0	0	2	0/0	0/0	0	12
Davis	1	0	1	0	0/0	0/0	0	6
Dixon	1	0	0	1	0/0	0/0	0	6
C. Jones	1	0	1	0	0/0	0/0	0	6
McCrary	1	0	1	0	0/0	0/0	0	6
Penn	1	0	1	0	0/0	0/0	0	6
Ricks	0	0	0	0	0/0	0/0	0	2
Chargers	**25**	**10**	**12**	**3**	**22/23**	**31/36**	**1**	**269**
Opponents	34	8	24	2	34/34	26/38	0	316

2-Pt. Conversions: Ricks, **Chargers 1-2**, Opponents 0-0

Sacks: Johnson 10.5, Parrella 5.5, Fontenot 5.0, Dixon 4.0, Hand 4.0, Seau 3.5, Dumas 2.0, Mohring 2.0, Bush 1.0, Harrison 1.0, Simien 1.0, Williams 1.0, Harden 0.5, **Chargers 41.0**, Opponents 46.0

Special Teams Tackles (solo-ast-total): McCrary 15-0-15, Rusk 13-0-13, Ruff 11-1-12, Hamilton 8-2-10, Turner 9-0-9, Davis 6-3-9, Bynum 7-0-7, Reeves 5-1-6, Dixon 4-0-4, Stephens 4-0-4, Shaw 3-1-4, Perry 3-0-3, Binn 2-0-2, Carney 2-0-2, Fletcher 2-0-2, Heiden 2-0-2, Reed 2-0-2, Jackson 1-1-2, Bennett 1-0-1, Brown 1-0-1, Harrison 1-0-1, Penn 1-0-1, Simien 1-0-1, Spencer 1-0-1

Rushing	No.	Yds.	Avg.	Long	TD
Fazande	91	365	4.0	54	2
Bynum	92	287	3.1	25	1
Means	112	277	2.5	15	4
Fletcher	48	126	2.6	16	0
Harbaugh	34	126	3.7	16	0
Stephens	24	61	2.5	9	3
Ricks	2	11	5.5	7	0
Kramer	5	1	0.2	3	0
Bennett	1	0	0.0	0	0
C. Jones	1	-8	-8.0	-8	0
Chargers	**410**	**1246**	**3.0**	**54**	**10**
Opponents	432	1321	3.1	26	8

Receiving	No.	Yds.	Avg.	Long	TD
J. Graham	57	968	17.0	54	2
F. Jones	56	670	12.0	36	2
Fletcher	45	360	8.0	25	0
Ricks	40	429	10.7	50	0
McCrary	37	201	5.4	38	1
Stephens	18	133	7.4	22	1
Penn	17	257	15.1	43	1
Bynum	16	209	13.1	80t	2
Davis	12	137	11.4	46	1
C. Jones	10	90	9.0	44t	1
Means	9	51	5.7	12t	1
Still	8	96	12.0	28	0
Pupunu	4	17	4.3	11	0
Seau	2	8	4.0	6	0
Reed	1	1	1.0	1	0
Chargers	**332**	**3627**	**10.9**	**80t**	**12**
Opponents	315	3847	12.2	81t	24

Interceptions	No.	Yds.	Avg.	Long	TD
Lewis	4	9	2.3	5	0
Spencer	4	1	0.3	1	0
Dumas	2	92	46.0	68	0
Dimry	2	1	0.5	1	0
Seau	1	16	16.0	16	0
Simien	1	4	4.0	4	0
Harrison	1	0	0.0	0	0
Chargers	**15**	**123**	**8.2**	**68**	**0**
Opponents	24	196	8.2	38	1

Punting	No.	Yds.	Avg.	Net	TB	I-20	Lg.	B
Bennett	89	3910	43.9	38.7	6	32	60	0
Chargers	**89**	**3910**	**43.9**	**38.7**	**6**	**32**	**60**	**0**
Opponents	85	3439	40.5	35.2	8	22	64	2

Punt Returns	Ret.	FC	Yds.	Avg.	Lg.	TD
Penn	21	19	148	7.0	18	0
C. Jones	9	6	93	10.3	33	0
Reed	3	0	49	16.3	21	0
Turner	1	0	0	0.0	0	0
Chargers	**34**	**25**	**290**	**8.5**	**33**	**0**
Opponents	41	21	343	8.4	28	0

Kickoff Returns	Ret.	Yds.	Avg.	Long	TD
Bynum	37	781	21.1	37	0
Stephens	18	335	18.6	28	0
Fletcher	7	112	16.0	22	0
Reed	5	72	14.4	21	0
McCrary	1	4	4.0	4	0
Still	1	0	0.0	0	0
Chargers	**69**	**1312**	**19.0**	**37**	**0**
Opponents	67	1550	23.1	49	0

Field Goals	1-19	20-29	30-39	40-49	50+
Carney	2/2	13/13	6/8	9/12	1/1
Chargers	**2/2**	**13/13**	**6/8**	**9/12**	**1/1**
Opponents	0/0	7/7	9/13	7/12	3/6

Carney (27G,23G,21G,42G) (50G) () (33G,24G,47N) (42N,28G,41G) (28G) () (46G) (39G) (28G,38B,28G) (40G,40G) (44G,19G,30G) (33G,42G,28G,41G) (23G,22G,31G,36N) (48G,19G,37G) (25G,28G,46N)

Defensive Tackles (solo-ast-total-pd-ff-fr): Seau 75-24-99-9-1-1, Dumas 60-21-81-7-0-0, Hand 41-14-55-3-0-0, Parrella 44-9-53-0-3-0, Jackson 42-9-51-5-0-1, Spencer 40-8-48-16-0-0, Bush 40-4-44-2-0-1, Lewis 36-5-41-12-0-2, Johnson 33-8-41-0-5-1, Harrison 30-11-41-8-1-0, Hill 26-13-39-0-1-0, Fontenot 26-8-34-0-0-1, Dimry 32-1-33-7-0-0, Dixon 25-8-33-3-1-1, Brown 29-2-31-2-1-0, Perry 21-5-26-0-0-1, Williams 22-4-26-2-0-0, Shaw 21-3-24-3-0-0, Mohring 13-1-14-0-0-0, Simien 7-1-8-1-0-1, Turner 6-2-8-0-0-0, Hamilton 5-3-8-1-0-0, Ruff 5-2-7-1-0-0, Mims 5-1-6-0-0-0, Rusk 4-1-5-1-0-0, Harden 0-1-1-0-0-0

Passing	Att.	Comp.	Yds.	Comp.%	Yds./Att.	TD	TD%	Int.	Int.%	Long	Sack/Lost	Rating
Harbaugh	434	249	2761	57.4%	6.36	10	2.3%	14	3.2%	80t	37/208	70.6
Kramer	141	78	788	55.3%	5.59	2	1.4%	10	7.1%	41	7/62	46.6
Moreno	7	5	78	71.4%	11.14	0	0.0%	0	0.0%	45	1/3	108.0
Ricks	1	0	0	0.0%	0.00	0	0.0%	0	0.0%	0	0/0	39.6
Reed	0	0	0	0.0%	0.00	0	0.0%	0	0.0%	0	1/11	0.0
Chargers	**583**	**332**	**3627**	**56.9%**	**6.22**	**12**	**2.1%**	**24**	**4.1%**	**80t**	**46/284**	**65.2**
Opponents	549	315	3847	57.4%	7.01	24	4.4%	15	2.7%	81t	41/263	82.3

1998 FINAL STATISTICS

(5-11 Overall) Fifth AFC West - Kevin Gilbride (2-4); June Jones (3-7)
Home (4-4); Away (1-7)

Date	W/L	Score	Opponent	Att.
09/06	W	16-14	Buffalo †	64,037
09/13	W	13-7	at Tennessee	41,089
09/20	L	7-23	at Kansas City	73,730
09/27	L	16-34	New York Giants	55,672
10/04	L	12-17	at Indianapolis	51,988
10/11	L	6-7	at Oakland	42,467
10/18	W	13-10	Philadelphia †	56,967
10/25	L	20-27	Seattle †	58,512
11/08	L	10-27	at Denver	74,925
11/15	W	14-13	Baltimore †	54,388
11/22	W	38-37	Kansas City †	59,894
11/29	L	16-31	Denver †	66,532
12/06	L	20-24	at Washington	65,713
12/13	L	17-38	at Seattle	62,690
12/20	L	10-17	Oakland †	60,716
12/27	L	13-16	at Arizona	71,670

Team Statistics	Chargers	Opponents
TOTAL FIRST DOWNS	272	256
Rushing	95	72
Passing	146	149
Penalty	31	35
Third Down: Made/Att.	78/237	68/227
Third Down Pct.	.329	.300
Fourth Down: Made/Att.	8/17	6/13
Fourth Down Pct.	.471	.462
TOTAL NET YARDS	4592	4208
Avg. Per Game	287.0	263.0
Total Plays	1063	991
Avg. Per Play	4.3	4.2
NET YARDS RUSHING	1728	1140
Avg. Per Game	108.0	71.3
Total Rushes	460	422
NET YARDS PASSING	2864	3068
Avg. Per Game	179.0	191.8
Sacked/Yards Lost	37/251	39/246
Gross Yards	3115	3314
Attempts/Completions	566/261	530/271
Completion Pct.	.461	.511
Had Intercepted	34	20
PUNTS/AVERAGE	95/43.9	103/44.1
NET PUNTING AVG.	36.8	36.0
PENALTIES/YARDS	137/1229	120/1005
FUMBLES/BALL LOST	33/17	21/7
TOUCHDOWNS	23	38
Rushing	11	12
Passing	11	21
Returns	1	5
TIME OF POSSESSION	31:17	28:44

Score by Quarters	Q1	Q2	Q3	Q4	OT	PTS.
Chargers	39	66	58	78	0	241
Opponents	94	101	71	76	0	342

Scoring	TD	RU	PA	RT	PAT	FG	S	PTS.
Carney	0	0	0	0	19/19	26/30	0	97
Fletcher	5	5	0	0	0/0	0/0	0	30
Means	5	5	0	0	0/0	0/0	0	30
F. Jones	3	0	3	0	0/0	0/0	0	20
C. Jones	3	0	3	0	0/0	0/0	0	18
Ricks	2	0	2	0	0/0	0/0	0	12
Still	2	0	2	0	0/0	0/0	0	12
Stephens	1	1	0	0	0/0	0/0	0	6
Thelwell	1	0	1	0	0/0	0/0	0	6
J. Williams	1	0	0	1	0/0	0/0	0	6
Whelihan	0	0	0	0	0/0	0/0	0	2
Chargers	**23**	**11**	**11**	**1**	**19/19**	**26/30**	**1**	**241**
Opponents	38	12	21	5	37/37	25/34	0	342

2-Pt. Conversions: F. Jones, Whelihan, **Chargers 2-4**, Opponents 1-1

Sacks: Hand 6.0, Johnson 5.5, Harrison 4.0, Coleman 3.5, Seau 3.5, Fuller 3.0, Dixon 2.5, Mims 2.0, Parrella 1.5, Bush 1.0, Dumas 1.0, Mohring 1.0, Tovar 1.0, Turner 1.0, Gouveia 0.5, **Chargers 39.0**, Opponents 37.0

Special Teams Tackles (solo-ast-total): Tovar 10-1-11, Turner 10-0-10, Dixon 7-0-7, Hamilton 7-0-7, Spencer 7-0-7, Burgess 5-2-7, Fletcher 6-0-6, Lee 5-1-6, Shaw 5-0-5, Stephens 5-0-5, Dodge 4-1-5, Bennett 4-0-4, Clark 4-0-4, G. Williams 4-0-4, Binn 3-0-3, Harrison 2-1-3, Mohring 2-1-3, Jackson 2-0-2, Rachal 2-0-2, Bynum 1-0-1, Carney 1-0-1, Davis 1-0-1, Gaiter 1-0-1, Haskins 1-0-1, Mohring 1-0-1

Rushing	No.	Yds.	Avg.	Long	TD
Means	212	883	4.2	72t	5
Fletcher	153	543	3.5	21	5
Stephens	35	122	3.5	12	1
Leaf	27	80	3.0	20	0
C. Jones	4	39	9.8	14	0
Whelihan	18	38	2.1	13	0
Bynum	11	23	2.1	14	0
Chargers	**460**	**1728**	**3.8**	**72t**	**11**
Opponents	422	1140	2.7	25	12

Receiving	No.	Yds.	Avg.	Long	TD
F. Jones	57	602	10.6	28	3
C. Jones	49	699	15.2	56	3
Still	43	605	14.1	67	2
Ricks	30	450	15.0	39t	2
Fletcher	30	188	6.3	22	0
Thelwell	16	268	16.8	55	1
Means	16	91	5.7	22	0
Slaughter	8	93	11.6	31	0
Bynum	4	27	6.8	12	0
W. Davis	4	23	5.8	8	0
Burke	3	32	10.7	17	0
Hartley	2	28	14.0	17	0
Stephens	2	9	4.5	5	0
Chargers	**261**	**3115**	**11.9**	**67**	**11**
Opponents	271	3314	12.2	81t	21

Interceptions	No.	Yds.	Avg.	Long	TD
G. Jackson	6	50	8.3	25	0
Harrison	3	42	14.0	21	0
Dimry	3	38	12.7	30	0
Hand	2	47	23.5	30	0
Shaw	2	0	0.0	0	0
J. Williams	1	14	14.0	14t	1
Harper	1	12	12.0	12	0
Spencer	1	0	0.0	0	0
Turner	1	0	0.0	0	0
Chargers	**20**	**203**	**10.2**	**30**	**1**
Opponents	34	512	15.1	43t	2

Punting	No.	Yds.	Avg.	Net	TB	I-20	Lg.	B
Bennett	95	4174	43.9	36.8	8	27	65	0
Chargers	**95**	**4174**	**43.9**	**36.8**	**8**	**27**	**65**	**0**
Opponents	103	4546	44.1	36.0	15	24	63	0

Punt Returns	Ret.	FC	Yds.	Avg.	Lg.	TD
Rachal	32	8	387	12.1	56	0
Gaiter	13	6	155	11.9	49	0
Chargers	**45**	**14**	**542**	**12.0**	**56**	**0**
Opponents	49	18	515	10.5	74t	1

Kickoff Returns	Ret.	Yds.	Avg.	Long	TD
Bynum	19	345	18.2	30	0
Gaiter	16	295	18.4	33	0
Stephens	16	349	21.8	36	0
Rachal	11	192	17.5	25	0
Fletcher	3	71	23.7	36	0
C. Jones	2	25	12.5	17	0
Burke	1	5	5.0	5	0
Hartley	1	11	11.0	11	0
Jacox	1	0	0.0	0	0
Chargers	**70**	**1293**	**18.5**	**36**	**0**
Opponents	54	1484	27.5	101t	1

Field Goals	1-19	20-29	30-39	40-49	50+
Carney	0/0	11/12	5/5	8/10	2/3
Chargers	**0/0**	**11/12**	**5/5**	**8/10**	**2/3**
Opponents	1/1	5/6	10/12	6/11	3/4

Carney (48G,47G,54G) (48G,23G,51N) ( ) (41G,46G,34G) (50G,47N,25G) (39G,48G) (23G,26G) (21G,45G) ( ) ( ) (31G) (27G) (32G,27G,41G,20N,25G) (21G) (46N,28G) (31G,26G)

Defensive Tackles (solo-ast-total-pd-ff-fr): Seau 92-23-115-7-1-2, Harrison 89-25-114-10-1-0, Dimry 59-4-63-20-0-0, Jackson 50-9-59-9-0-0, Coleman 46-5-51-0-0-2, Hand 42-7-49-8-1-0, Gouveia 32-12-44-2-0-0, Shaw 35-5-40-10-0-0, Parrella 30-7-37-3-0-1, Dixon 26-8-34-1-0-0, Spencer 29-0-29-8-0-0, Tovar 22-6-28-0-0-0, Johnson 21-6-27-1-1-0, Fuller 18-4-22-4-0-0, Bush 12-6-18-2-1-0, Dumas 8-3-11-1-0-0, G. Williams 7-1-8-0-0-1, Harper 5-3-8-2-0-0, Turner 7-0-7-1-1-0, Mims 3-3-6-1-0-0, J. Williams 5-1-6-1-0-0, Mohring 2-1-3-0-0-0, Burgess 1-1-2-0-0-0, Clark 1-0-1-0-0-0, Hamilton 1-0-1-0-0-0, Stephens 1-0-1-0-0-0

Passing	Att.	Comp.	Yds.	Comp.%	Yds./Att.	TD	TD%	Int.	Int.%	Long	Sack/Lost	Rating
Whelihan	320	149	1803	46.6%	5.63	8	2.5%	19	5.9%	55	15/111	48.0
Leaf	245	111	1289	45.3%	5.26	2	0.8%	15	6.1%	67	22/140	39.0
Fletcher	1	1	23	100.0%	23.00	1	100.0%	0	0.0%	23t	0/0	158.3
Chargers	**566**	**261**	**3115**	**46.1%**	**5.50**	**11**	**1.9%**	**34**	**6.0%**	**67**	**37/251**	**44.9**
Opponents	530	271	3314	51.1%	6.25	21	4.0%	20	3.8%	81t	39/246	68.2

1997 FINAL STATISTICS

(4-12 Overall) Fifth AFC West - Kevin Gilbride
Home (2-6); Away (2-6)

Date	W/L	Score	Opponent	Att.
08/31	L	7-41	at New England	60,190
09/07	W	20-6	at New Orleans	65,760
09/14	L	7-26	Carolina	63,149
09/21	L	22-26	at Seattle	51,110
09/28	W	21-17	Baltimore	54,094
10/05	W	25-10	at Oakland	43,648
10/16	L	3-31	at Kansas City	77,196
10/26	W	35-19	Indianapolis †	63,177
11/02	L	31-38	at Cincinnati	53,754
11/09	L	31-37	Seattle †	64,616
11/16	L	13-38	Oakland †	65,714
11/23	L	10-17	at San Francisco	61,195
11/30	L	28-38	Denver †	54,245
12/07	L	3-14	Atlanta †	46,317
12/14	L	7-29	Kansas City	54,594
12/21	L	3-38	at Denver	69,632

Team Statistics	Chargers	Opponents
TOTAL FIRST DOWNS	251	308
Rushing	70	92
Passing	160	181
Penalty	21	35
Third Down: Made/Att.	78/237	85/221
Third Down Pct.	.329	.385
Fourth Down: Made/Att.	8/21	7/18
Fourth Down Pct.	.381	.389
TOTAL NET YARDS	4505	5166
Avg. Per Game	281.6	322.9
Total Plays	1025	1048
Avg. Per Play	4.4	4.9
NET YARDS RUSHING	1416	1698
Avg. Per Game	88.5	106.1
Total Rushes	409	453
NET YARDS PASSING	3089	3468
Avg. Per Game	193.1	216.8
Sacked/Yards Lost	51/386	27/164
Gross Yards	3475	3632
Attempts/Completions	565/291	568/297
Completion Pct.	.515	.523
Had Intercepted	21	15
PUNTS/AVERAGE	90/44.1	85/43.6
NET PUNTING AVG.	37.7	35.4
PENALTIES/YARDS	129/1101	101/784
FUMBLES/BALL LOST	30/14	21/11
TOUCHDOWNS	27	50
Rushing	5	12
Passing	12	31
Returns	10	7
TIME OF POSSESSION	29:22	30:38

Score by Quarters	Q1	Q2	Q3	Q4	OT	PTS.
Chargers	61	71	71	63	0	266
Opponents	64	170	98	93	0	425

Scoring	TD	RU	PA	RT	PAT	FG	S	PTS.
G. Davis	0	0	0	0	21/22	19/24	0	78
Martin	6	0	6	0	0/0	0/0	0	36
Metcalf	5	0	2	3	0/0	0/0	0	30
Carney	0	0	0	0	5/5	7/7	0	26
Brown	4	4	0	0	0/0	0/0	0	24
Harrison	3	0	0	3	0/0	0/0	0	18
Bradford	2	0	0	2	0/0	0/0	0	12
Jackson	2	0	0	2	0/0	0/0	0	12
F. Jones	2	0	2	0	0/0	0/0	0	12
Hartley	1	0	1	0	0/0	0/0	0	6
C. Jones	1	0	1	0	0/0	0/0	0	6
Pegram	1	1	0	0	0/0	0/0	0	6
Chargers	**27**	**5**	**12**	**10**	**26/27**	**26/31**	**0**	**266**
Opponents	50	12	31	7	46/46	25/26	1	425

2-Pt. Conversions: Chargers 0-0, Opponents 1-4

Sacks: Seau 7.0, Harrison 4.0, Parrella 3.5, Fuller 3.0, Lee 3.0, Johnson 2.5, Coleman 2.0, Dumas 1.0, Hand 1.0, **Chargers 27.0**, Opponents 51.0

Special Teams Tackles (solo-ast-total): Rachal 14-0-14, Burgess 9-0-9, Craver 8-1-9, Jackson 8-0-8, Bradford 6-1-7, Sapp 6-1-7, Fletcher 6-0-6, Montreuil 4-0-4, Jones 3-1-4, Swift 3-1-4, Williams 2-1-3, Binn 2-0-2, Carney 2-0-2, Davis 2-0-2, Dumas 2-0-2, Hamilton 2-0-2, James 2-0-2, Brew 1-0-1, Bush 1-0-1, Bynum 1-0-1, Chancey 1-0-1, Harrison 1-0-1, Hendrix 1-0-1, Pegram 1-0-1, Seau 1-0-1, Bennett 0-1-1

Rushing	No.	Yds.	Avg.	Long	TD
Brown	253	945	3.7	32	4
Fletcher	51	161	3.2	13	0
Bynum	30	97	3.2	19	0
Craver	20	71	3.6	22	0
C. Jones	4	42	10.5	17	0
Whelihan	13	29	2.2	7	0
Humphries	13	24	1.8	11	0
Pegram	9	23	2.6	6t	1
Gardner	7	20	2.9	5	0
Everett	5	6	1.2	6	0
Philcox	1	3	3.0	3	0
Metcalf	3	-5	-1.7	2	0
Chargers	**409**	**1416**	**3.5**	**32**	**5**
Opponents	453	1698	3.7	71t	12

Receiving	No.	Yds.	Avg.	Long	TD
Martin	63	904	14.3	72t	6
F. Jones	41	505	12.3	62	2
Metcalf	40	576	14.4	62	2
Fletcher	39	292	7.5	25	0
C. Jones	32	423	13.2	44t	1
Still	24	324	13.5	39	0
Brown	21	137	6.5	27	0
Hartley	19	246	12.9	35	1
Craver	4	26	6.5	20	0
Gardner	2	10	5.0	8	0
Pegram	2	7	3.5	4	0
Bynum	2	4	2.0	3	0
Mitchell	1	14	14.0	14	0
Pupunu	1	7	7.0	7	0
Chargers	**291**	**3475**	**11.9**	**72t**	**12**
Opponents	297	3632	12.2	70t	31

Interceptions	No.	Yds.	Avg.	Long	TD
Harrison	2	75	37.5	75t	1
Bradford	2	56	28.0	56t	1
Harper	2	43	21.5	43	0
Jackson	2	37	18.5	36t	1
Seau	2	33	16.5	26	0
Shaw	1	11	11.0	11	0
Coleman	1	2	2.0	2	0
Dumas	1	0	0.0	0	0
Fuller	1	0	0.0	0	0
Gouveia	1	0	0.0	0	0
Chargers	**15**	**257**	**17.1**	**75t**	**3**
Opponents	21	387	18.4	87t	3

Punting	No.	Yds.	Avg.	Net	TB	I-20	Lg.	B
Bennett	89	3972	44.6	37.7	8	26	66	1
Chargers	**90**	**3972**	**44.1**	**37.7**	**8**	**26**	**66**	**1**
Opponents	85	3702	43.6	35.4	10	27	72	0

Punt Returns	Ret.	FC	Yds.	Avg.	Lg.	TD
Metcalf	45	8	489	10.9	85t	3
Harrison	1	0	0	0.0	0	0
Jackson	1	0	0	0.0	0	0
Chargers	**47**	**8**	**489**	**10.4**	**85t**	**3**
Opponents	39	20	416	10.7	35	0

Kickoff Returns	Ret.	Yds.	Avg.	Long	TD
Bynum	38	814	21.4	57	0
Metcalf	16	355	22.2	63	0
Rachal	15	336	22.4	30	0
Craver	3	68	22.7	27	0
Bordelon	2	0	0.0	0	0
Harrison	1	40	40.0	40t	1
Chargers	**75**	**1613**	**21.5**	**63**	**1**
Opponents	63	1517	24.1	99t	1

Field Goals	1-19	20-29	30-39	40-49	50+
G. Davis	0/0	4/5	10/10	5/9	0/0
Carney	0/0	3/3	2/2	2/2	0/0
Chargers	**0/0**	**7/8**	**12/12**	**7/11**	**0/0**
Opponents	0/0	13/13	7/8	5/5	0/0

G. Davis ( )( ) ( ) ( ) (49N) (30G,22G,38G,43G,33G,33G) (26G) (45G,35G,34G,31G,45G, 40B) (45G) (33G) (27B,45G,22G) (31G,43N) ( ) (37G,42B) ( ) (26G)
Carney ( ) (37G, 34G) ( ) (22G,27G,26G,41G,41G) () () () () () () () () () () ()

Defensive Tackles (solo-ast-total-pd-ff-fr): Harrison 96-36-132-8-1-2, Seau 84-13-97-6-1-2, Dumas 78-15-93-6-1-1, Shaw 66-5-71-22-0-0, Bush 51-5-56-3-0-0, Coleman 41-7-48-1-3-0, Harper 38-5-43-12-0-1, Parrella 32-7-39-3-0-1, Sapp 24-8-32-2-0-0, Lee 28-3-31-0-0-0, Fuller 24-5-29-3-0-0, Gouveia 21-6-27-1-0-0, Bradford 21-1-22-7-1-0, Hand 16-3-19-0-0-0, Johnson 16-3-19-1-0-0, Swift 13-2-15-0-0-0, Burgess 13-1-14-1-0-0, Montreuil 11-3-14-1-0-0, Jackson 12-1-13-3-0-0, James 5-2-7-0-0-0, Williams 4-0-4-0-0-0, Mohring 2-0-2-0-0-0, Brew 0-2-2-0-0-0, Fletcher 1-0-1-0-0-0, Hamilton 1-0-1-0-0-0, Tuinei 0-1-1-0-0-0

Passing	Att.	Comp.	Yds.	Comp.%	Yds./Att.	TD	TD%	Int.	Int.%	Long	Sack/Lost	Rating
Whelihan	237	118	1357	49.8%	5.73	6	2.5%	10	4.2%	61t	21/168	58.3
Humphries	225	121	1488	53.8%	6.61	5	2.2%	6	2.7%	72t	18/144	70.8
Everett	75	36	457	48.0%	6.09	1	1.3%	4	5.3%	62	4/30	49.7
Philcox	28	16	173	57.1%	6.18	0	0.0%	1	3.6%	29	8/44	60.6
Chargers	**565**	**291**	**3475**	**51.5%**	**6.15**	**12**	**2.1%**	**21**	**3.7%**	**72t**	**51/386**	**62.2**
Opponents	568	297	3632	52.3%	6.39	31	5.5%	15	2.6%	70t	27/164	79.5

1996 FINAL STATISTICS

(8-8 Overall) Third AFC West - Bobby Ross
Home (5-3); Away (3-5)

Date	W/L	Score	Opponent	Att.
09/01	W	29-7	Seattle †	58,780
09/08	W	27-14	Cincinnati †	55,880
09/15	L	10-42	at Green Bay	60,584
09/22	W	40-34	at Oakland	49,097
09/29	W	22-19	Kansas City †	59,384
10/06	L	17-28	at Denver	75,058
10/21	L	14-23	Oakland †	62,350
10/27	L	13-32	at Seattle	38,143
11/03	W	26-19	at Indianapolis	58,484
11/11	W	27-21	Detroit †	60,425
11/17	L	17-25	Tampa Bay †	57,526
11/24	W	28-14	at Kansas City	69,472
12/01	L	7-45	New England †	59,209
12/08	L	3-16	at Pittsburgh	56,368
12/14	L	14-27	at Chicago	49,763
12/22	W	16-10	Denver †	46,801

Team Statistics	Chargers	Opponents
TOTAL FIRST DOWNS	272	321
Rushing	80	92
Passing	168	199
Penalty	24	30
Third Down: Made/Att.	78/230	102/243
Third Down Pct.	.339	.042
Fourth Down: Made/Att.	9/16	9/19
Fourth Down Pct.	.563	.474
TOTAL NET YARDS	4670	5421
Avg. Per Game	291.9	338.8
Total Plays	1022	1100
Avg. Per Play	4.6	4.9
NET YARDS RUSHING	1312	1755
Avg. Per Game	82.0	109.7
Total Rushes	412	431
NET YARDS PASSING	3358	3666
Avg. Per Game	209.9	229.1
Sacked/Yards Lost	33/296	33/201
Gross Yards	3654	3867
Attempts/Completions	577/314	636/369
Completion Pct.	.544	.580
Had Intercepted	21	22
PUNTS/AVERAGE	87/45.6	71/44.3
NET PUNTING AVG.	37.2	34.2
PENALTIES/YARDS	110/969	115/991
FUMBLES/BALL LOST	30/11	29/14
TOUCHDOWNS	32	43
Rushing	7	10
Passing	23	28
Returns	2	5
TIME OF POSSESSION	27:35	32:25

Score by Quarters	Q1	Q2	Q3	Q4	OT	PTS.
Chargers	113	79	45	73	0	310
Opponents	71	125	71	109	0	376

Scoring	TD	RU	PA	RT	PAT	FG	S	PTS.
Carney	0	0	0	0	31/31	29/36	0	118
Martin	14	0	14	0	0/0	0/0	0	84
Russell	7	7	0	0	0/0	0/0	0	42
Jones	4	0	4	0	0/0	0/0	0	24
A. Coleman	2	0	2	0	0/0	0/0	0	12
Fletcher	2	0	2	0	0/0	0/0	0	12
Clark	1	0	0	1	0/0	0/0	0	6
Da. Gordon	1	0	0	1	0/0	0/0	0	6
Pupunu	1	0	1	0	0/0	0/0	0	6
Chargers	32	7	23	2	31/31	29/36	0	310
Opponents	43	10	28	5	40/40	26/33	0	376

2-Pt. Conversions: Chargers 0-1, Opponents 0-3

Sacks: Seau 7.0, Mims 6.0, M. Coleman 4.0, R. Davis 3.0, Johnson 3.0, Da. Gordon 2.0, Parrella 2.0, Bush 1.0, Edwards 1.0, Gouveia 1.0, Harrison 1.0, Lee 1.0, **Chargers 33.0**, Opponents 33.0

Special Teams Tackles (solo-ast-total): Montreuil 14-2-16, Castle 9-2-11, Fletcher 8-2-10, Hendrix 8-1-9, Clark 7-2-9, Da. Gordon 8-0-8, Sapp 7-1-8, Bush 7-0-7, Young 6-1-7, Dw. Gordon 4-2-6, Ale 4-0-4, Ross 4-0-4, Shaw 4-0-4, Carney 2-0-2, Cummings 2-0-2, Roche 1-1-2, Bennett 1-0-1, Bradley 1-0-1, Coleman 1-0-1, Edwards 1-0-1, May 1-0-1, Harrison 0-1-1

Rushing	No.	Yds.	Avg.	Long	TD
Russell	219	713	3.3	21	7
Fletcher	77	282	3.7	19	0
Hayden	55	166	3.0	13	0
Bradley	32	109	3.4	17	0
Humphries	21	28	1.3	7	0
Salisbury	6	14	2.3	11	0
A. Coleman	2	0	0.0	0	0
Chargers	412	1312	3.2	21	7
Opponents	431	1755	4.1	77	10

Receiving	No.	Yds.	Avg.	Long	TD
Martin	85	1171	13.8	55	14
Fletcher	61	476	7.8	41	2
Jones	41	524	12.8	63t	4
A. Coleman	36	486	13.5	50	2
Pupunu	24	271	11.3	41	1
May	19	188	9.9	39	0
Russell	13	180	13.8	35	0
Roche	13	111	8.5	19	0
Mitchell	10	57	5.7	25	0
Still	6	142	23.7	56	0
Ellison	3	15	5.0	6	0
Bradley	1	20	20.0	20	0
Hayden	1	10	10.0	10	0
Reeves	1	3	3.0	3	0
Chargers	314	3654	11.6	63t	23
Opponents	369	3867	10.5	60	28

Interceptions	No.	Yds.	Avg.	Long	TD
Harrison	5	56	11.2	29	0
Shaw	3	78	26.0	36	0
Gouveia	3	41	13.7	21	0
Clark	2	83	41.5	83t	1
Da. Gordon	2	55	27.5	55	0
Seau	2	18	9.0	10	0
Ross	2	7	3.5	7	0
Harper	1	0	0.0	0	0
Lee	1	-1	-1.0	-1	0
G. Young	1	-1	-1.0	-1	0
Chargers	22	336	15.3	83t	1
Opponents	21	320	15.2	90t	2

Punting	No.	Yds.	Avg.	Net	TB	I-20	Lg.	B
Bennett	87	3967	45.6	37.2	6	23	66	0
Chargers	87	3967	45.6	37.2	6	23	66	0
Opponents	71	3145	44.3	34.2	8	23	63	0

Punt Returns	Ret.	FC	Yds.	Avg.	Lg.	TD
Da. Gordon	36	13	537	14.9	81t	1
Jones	1	1	21	21.0	21	0
Still	1	0	1	1.0	1	0
Chargers	38	14	559	14.7	81t	1
Opponents	51	15	612	12.0	82	1

Kickoff Returns	Ret.	Yds.	Avg.	Long	TD
A. Coleman	55	1210	22.3	57	0
Still	4	113	28.3	37	0
Edwards	1	0	0.0	0	0
Harrison	1	10	10.0	10	0
Pupunu	1	15	15.0	15	0
Russell	1	10	10.0	10	0
Chargers	63	1358	21.6	57	0
Opponents	59	1497	25.4	66	0

Field Goals	1-19	20-29	30-39	40-49	50+
Carney	0/0	11/13	8/8	7/12	3/3
Chargers	0/0	11/13	8/8	7/12	3/3
Opponents	1/1	7/8	9/10	8/11	1/3

Carney (35G,53G,22G,50G,31G) (47G,23G) (43G,46N) (28G,39G,47N) (33G,38G, 44G,39G,33G) (27G) (44N) (41G,43G) (28G,30G,47G,22G) (29G,20G,49N) (42G) (28B) ( ) (25G) (48N,26N) (50G,21G,22G)

Defensive Tackles (solo-ast-total-pd-ff-fr): Seau 110-28-138-7-1-3, Harrison 105-20-125-14-1-1, Shaw 72-13-85-15-0-0, Gouveia 65-14-79-7-1-0, Ross 68-10-78-7-2-1, Bush 48-16-64-1-0-2, Da. Gordon 41-6-47-7-0-0, Clark 38-5-43-6-0-2, Coleman 34-8-42-0-1-0, Parrella 30-7-37-1-0-0, Davis 24-6-30-2-0-1, Mims 19-9-28-0-2-2, Harper 17-2-19-3-0-0, Johnson 16-2-18-2-0-0, Lee 12-5-17-1-0-0, Young 7-5-12-2-0-0, Castle 7-4-11-2-0-0, Montreuil 6-0-6-0-0-0, Sapp 6-0-6-0-0-0, Dw. Gordon 5-1-6-0-0-0, Edwards 5-0-5-0-1-0, Hendrix 4-1-5-0-0-0

Passing	Att.	Comp.	Yds.	Comp.%	Yds./Att.	TD	TD%	Int.	Int.%	Long	Sack/Lost	Rating
Humphries	416	232	2670	55.8%	6.42	18	4.3%	13	3.1%	63t	20/187	76.7
Salisbury	161	82	984	50.9%	6.11	5	3.1%	8	5.0%	56	13/109	59.6
Chargers	577	314	3654	54.4%	6.33	23	4.0%	21	3.6%	63t	33/296	71.9
Opponents	636	369	3867	58.0%	6.08	28	4.4%	22	3.5%	60	33/201	76.0

1995 FINAL STATISTICS

(9-7 Overall) Second AFC West - Bobby Ross
Home (5-3); Away (4-4); Postseason (0-1)

Date	W/L	Score	Opponent	Att.
09/03	L	7-17	at Oakland	50,323
09/10	W	14-10	Seattle †	54,420
09/17	W	27-21	at Philadelphia	63,081
09/24	W	17-6	Denver †	58,987
10/01	L	16-31	at Pittsburgh	57,012
10/09	L	23-29 OT	at Kansas City	79,288
10/15	L	9-23	Dallas †	62,664
10/22	W	35-25	at Seattle	45,821
11/05	L	14-24	Miami †	61,996
11/12	L	7-22	Kansas City †	59,285
11/19	L	27-30	at Denver	74,681
11/27	W	12-6	Oakland †	60,607
12/03	W	31-13	Cleveland †	56,358
12/09	W	28-25	Arizona †	55,258
12/17	W	27-24	at Indianapolis	55,318
12/23	W	27-17	at New York Giants	50,243
AFC Wild Card Playoffs				
12/31	L	20-35	Indianapolis	61,182

Team Statistics	Chargers	Opponents
TOTAL FIRST DOWNS	314	313
Rushing	108	112
Passing	185	178
Penalty	21	23
Third Down: Made/Att.	95/222	90/214
Third Down Pct.	.428	.421
Fourth Down: Made/Att.	12/21	6/11
Fourth Down Pct.	.571	.545
TOTAL NET YARDS	5213	5074
Avg. Per Game	325.8	317.1
Total Plays	1051	1020
Avg. Per Play	5.0	5.0
NET YARDS RUSHING	1747	1691
Avg. Per Game	109.2	105.7
Total Rushes	479	441
NET YARDS PASSING	3466	3383
Avg. Per Game	216.6	211.4
Sacked/Yards Lost	32/240	36/222
Gross Yards	3706	3605
Attempts/Completions	540/318	543/321
Completion Pct.	.589	.591
Had Intercepted	18	17
PUNTS/AVERAGE	72/44.7	73/43.4
NET PUNTING AVG.	36.6	36.0
PENALTIES/YARDS	107/953	117/951
FUMBLES/BALL LOST	30/12	24/10
TOUCHDOWNS	37	35
Rushing	14	15
Passing	17	16
Returns	6	4
TIME OF POSSESSION	29:34	30:26

Score by Quarters	Q1	Q2	Q3	Q4	OT	PTS.
Chargers	49	102	69	101	0	321
Opponents	86	107	58	66	6	323

Scoring	TD	RU	PA	RT	PAT	FG	S	PTS.
Carney	0	0	0	0	32/33	21/26	0	95
Harmon	6	1	5	0	0/0	0/0	0	36
Martin	6	0	6	0	0/0	0/0	0	36
Means	5	5	0	0	0/0	0/0	0	30
Seay	3	0	3	0	0/0	0/0	0	20
Coleman	3	0	0	3	0/0	0/0	0	18
Culver	3	3	0	0	0/0	0/0	0	18
Hayden	3	3	0	0	0/0	0/0	0	18
Gayle	2	0	0	2	0/0	0/0	0	12
Jefferson	2	0	2	0	0/0	0/0	0	12
Fletcher	1	1	0	0	0/0	0/0	0	6
Humphries	1	1	0	0	0/0	0/0	0	6
Mitchell	1	0	1	0	0/0	0/0	0	6
Seau	1	0	0	1	0/0	0/0	0	6
R. Davis	0	0	0	0	0/0	0/0	1	2
Chargers	**37**	**14**	**17**	**6**	**32/33**	**21/26**	**1**	**321**
Opponents	35	15	16	4	28/29	27/32	0	323

2-Pt. Conversions: Chargers 1-4, Opponents 2-5

Sacks: O'Neal 12.5, Lee 8.0, R. Davis 3.5, R. Johnson 3.0, Mims 2.0, Parrella 2.0, Seau 2.0, Brandon 1.0, Dw. Gordon 1.0, G. Young 1.0, **Chargers 36.0**, Opponents 32.0

Rushing	No.	Yds.	Avg.	Long	TD
Means	186	730	3.9	36	5
Hayden	128	470	3.7	20	3
Harmon	51	187	3.7	48t	1
Culver	47	155	3.3	17	3
Fletcher	26	140	5.4	46	1
Humphries	33	53	1.6	18	1
Gilbert	6	11	1.8	8	0
Jefferson	2	1	0.5	11	0
Chargers	**479**	**1747**	**3.6**	**48t**	**14**
Opponents	441	1691	3.8	60	15

Receiving	No.	Yds.	Avg.	Long	TD
Martin	90	1224	13.6	51t	6
Harmon	62	662	10.7	44	5
Jefferson	48	621	12.9	45	2
Seay	45	537	11.9	38t	3
Pupunu	35	315	9.0	26	0
D. Young	9	90	10.0	22	0
Means	7	46	6.6	14	0
Hayden	5	53	10.6	16	0
Culver	5	21	4.2	12	0
Coleman	3	67	22.3	41	0
Mitchell	3	31	10.3	24	1
Fletcher	3	26	8.7	15	0
Ellison	1	6	6.0	6	0
Humphries	1	-4	-4.0	-4	0
Chargers	**318**	**3706**	**11.7**	**51t**	**17**
Opponents	321	3605	11.2	50	16

Interceptions	No.	Yds.	Avg.	Long	TD
Harrison	5	22	4.4	17	0
Harper	4	12	3.0	15	0
Gayle	2	99	49.5	99t	1
Clark	2	14	7.0	13	0
Seau	2	5	2.5	3	0
Shaw	1	31	31.0	31	0
Bush	1	0	0.0	0	0
Orlando	0	37	37.0	37	0
Chargers	**17**	**220**	**12.9**	**99t**	**1**
Opponents	18	164	9.1	63t	3

Punting	No.	Yds.	Avg.	Net	TB	I-20	Lg.	B
Bennett	72	3221	44.7	36.6	8	28	66	0
Chargers	**72**	**3221**	**44.7**	**36.6**	**8**	**28**	**66**	**0**
Opponents	73	3168	43.4	36.0	10	24	63	0

Punt Returns	Ret.	FC	Yds.	Avg.	Lg.	TD
Coleman	28	14	326	11.6	88t	1
Fletcher	3	1	12	4.0	11	0
Chargers	**31**	**15**	**338**	**10.9**	**88t**	**1**
Opponents	35	13	429	12.3	86t	1

Kickoff Returns	Ret.	Yds.	Avg.	Long	TD
Coleman	62	1411	22.8	92t	2
Fletcher	4	65	16.3	30	0
Harmon	4	25	6.3	9	0
Engel	0	1	1.0	1	0
Chargers	**70**	**1502**	**21.5**	**92t**	**2**
Opponents	63	1496	23.7	86	0

Field Goals	1-19	20-29	30-39	40-49	50+
Carney	0/0	8/8	10/11	3/5	0/2
Chargers	**0/0**	**8/8**	**10/11**	**3/5**	**0/2**
Opponents	0/0	8/8	10/12	7/10	2/2

Carney (42N) ( ) (35G,21G) (45G) (28G) (28G,36G,29G) ( ) (25G) (33G,39G) (45N) (29G,32G) (39G,24G,51N,28G,38G) (31G) ( ) (51N,39N,33G,43G) (30G,45G)

Defensive Tackles (solo-ast-total-pd-ff-fr): Seau 111-18-129-8-3-1, Orlando 72-15-87-6-1-0, Gayle 73-12-85-4-0-1, Harper 61-15-76-14-0-1, Gibson 55-14-69-0-0-0, Bush 46-10-56-1-2-1, Shaw 51-5-56-9-0-0, Davis 38-10-48-0-0-0, O'Neal 36-10-46-5-4-0, Lee 31-11-42-2-0-1, Mims 28-4-32-2-1-1, Clark 27-4-31-9-1-0, Young 23-3-26-0-0-0, Harrison 21-3-24-5-0-0, Gordon 18-2-20-0-0-0, Johnson 14-1-15-1-1-0, Parrella 9-3-12-1-0-0, Brandon 5-1-6-1-0-0, Barrie 2-0-2-0-0-0, Castle 2-0-2-1-0-0, Montreuil 0-0-0-1-0-0

Special Teams Tackles (solo-ast-total): Orlando 15-1-16, Fletcher 11-0-11, Young 11-0-11, Montreuil 10-1-11, Harrison 8-1-9, Gordon 7-0-7, Castle 6-0-6, Hendrix 6-0-6, Culver 5-0-5, Gibson 4-0-4, Shaw 4-0-4, Clark 2-2-4, Brandon 3-0-3, Binn 1-1-2, Bennett 1-0-1, Bush 1-0-1, Carney 1-0-1, May 1-0-1

Passing	Att.	Comp.	Yds.	Comp.%	Yds./Att.	TD	TD%	Int.	Int.%	Long	Sack/Lost	Rating
Humphries	478	282	3381	59.0%	7.07	17	3.6%	14	2.9%	51t	23/197	80.4
Gilbert	61	36	325	59.0%	5.33	0	0.0%	4	6.6%	41	9/43	46.1
Martin	1	0	0	0.0%	0.00	0	0.0%	0	0.0%	0	0/0	39.6
Chargers	**540**	**318**	**3706**	**58.9%**	**6.86**	**17**	**3.1%**	**18**	**3.3%**	**51t**	**32/240**	**76.4**
Opponents	543	321	3605	59.1%	6.64	16	2.9%	17	3.1%	50	36/222	75.8

1994 FINAL STATISTICS

(11-5 Overall) First AFC West - Bobby Ross
Home (5-3); Away (6-2); Postseason (2-1)

Date	W/L	Score	Opponent	Att.
09/04	W	37-34	at Denver	74,032
09/11	W	27-10	Cincinnati	53,217
09/18	W	24-10	at Seattle	65,536
09/25	W	26-24	at L.A. Raiders	55,385
10/09	W	20-6	Kansas City †	62,923
10/16	W	36-22	at New Orleans	50,565
10/23	L	15-20	Denver †	61,626
10/30	W	35-15	Seattle †	59,001
11/06	L	9-10	at Atlanta	59,217
11/13	W	14-13	at Kansas City	76,997
11/20	L	17-23	at New England	59,690
11/27	W	31-17	L.A. Rams †	59,579
12/05	L	17-24	L.A. Raiders †	63,012
12/11	L	15-38	San Francisco †	62,105
12/18	W	21-6	at New York Jets	48,213
12/24	W	37-34	Pittsburgh †	58,379
AFC Divisional Playoffs				
01/08	W	22-21	Miami	63,381
AFC Championship Game				
01/15	W	17-13	at Pittsburgh	61,545
Super Bowl XXIX (Miami, Fla.)				
01/29	L	26-49	San Francisco	74,107

Team Statistics	Chargers	Opponents
TOTAL FIRST DOWNS	311	308
Rushing	102	89
Passing	181	191
Penalty	28	28
Third Down: Made/Att.	88/223	77/210
Third Down Pct.	.395	.367
Fourth Down: Made/Att.	10/17	13/25
Fourth Down Pct.	.588	.520
TOTAL NET YARDS	5220	5062
Avg. Per Game	326.3	316.4
Total Plays	1033	1005
Avg. Per Play	5.1	5.0
NET YARDS RUSHING	1852	1404
Avg. Per Game	115.8	87.8
Total Rushes	482	385
NET YARDS PASSING	3368	3658
Avg. Per Game	210.5	228.6
Sacked/Yards Lost	29/251	43/253
Gross Yards	3619	3911
Attempts/Completions	522/305	577/363
Completion Pct.	.584	.629
Had Intercepted	14	17
PUNTS/AVERAGE	72/41.0	76/43.3
NET PUNTING AVG.	35.0	36.0
PENALTIES/YARDS	96/875	109/989
FUMBLES/BALL LOST	19/9	29/15
TOUCHDOWNS	40	34
Rushing	13	11
Passing	20	20
Returns	7	3
TIME OF POSSESSION	30:19	29:41

Score by Quarters	Q1	Q2	Q3	Q4	OT	PTS.
Chargers	**52**	**134**	**95**	**100**	**0**	**381**
Opponents	51	104	46	105	0	306

Scoring	TD	RU	PA	RT	PAT	FG	S	PTS.
Carney	0	0	0	0	33/33	34/38	0	135
Means	12	12	0	0	0/0	0/0	0	72
Martin	7	0	7	0	0/0	0/0	0	42
Seay	6	0	6	0	0/0	0/0	0	36
Harmon	2	1	1	0	0/0	0/0	0	18
Jefferson	3	0	3	0	0/0	0/0	0	18
Coleman	2	0	0	2	0/0	0/0	0	12
Gordon	2	0	0	2	0/0	0/0	0	12
Pupunu	2	0	2	0	0/0	0/0	0	12
Richard	2	0	0	2	0/0	0/0	0	12
Vanhorse	1	0	0	1	0/0	0/0	0	6
D. Young	1	0	1	0	0/0	0/0	0	6
Chargers	**40**	**13**	**20**	**7**	**33/33**	**34/38**	**0**	**381**
Opponents	34	11	20	3	30/30	22/27	0	306

2-Pt. Conversions: Chargers 3-7, Opponents 3-4

Sacks: O'Neal 12.5, Mims 11.0, Lee 6.5, Seau 5.5, White 2.0, Johnson 1.5, Parrella 1.0, L. Young 1.0, R. Davis 0.5, L. Miller 0.5, **Chargers 43.0**, Opponents 29.0

Rushing	No.	Yds.	Avg.	Long	TD
Means	343	1350	3.9	25	12
Bieniemy	73	295	4.0	36	0
Harmon	25	94	3.8	15t	1
Culver	8	63	7.9	22	0
Jefferson	3	40	13.3	22	0
Humphries	19	19	1.0	8	0
Hendrickson	1	3	3.0	3	0
Gilbert	8	-3	-.4	5	0
Martin	2	-9	-4.5	4	0
Chargers	**482**	**1852**	**3.8**	**36**	**13**
Opponents	385	1404	3.6	24	11

Receiving	No.	Yds.	Avg.	Long	TD
Seay	58	645	11.1	49t	6
Harmon	58	615	10.6	35	1
Martin	50	885	17.7	99t	7
Jefferson	43	627	14.6	52t	3
Means	39	235	6.0	22	0
Pupunu	21	214	10.2	25	2
D. Young	17	217	12.8	31	1
Mitchell	11	105	9.5	36	0
Bieniemy	5	48	9.6	25	0
May	2	22	11.0	18	0
Barnes	1	6	6.0	6	0
Chargers	**305**	**3619**	**11.9**	**99t**	**20**
Opponents	363	3911	10.8	84t	20

Interceptions	No.	Yds.	Avg.	Long	TD
Richard	4	224	56.0	99t	2
Gordon	4	32	8.0	23	0
Carrington	3	51	17.0	32	0
Harper	3	28	9.3	15	0
Vanhorse	2	56	28.0	50t	1
Griggs	1	11	11.0	11	0
Chargers	**17**	**402**	**23.6**	**99t**	**3**
Opponents	14	233	16.6	90t	2

Punting	No.	Yds.	Avg.	Net	TB	I-20	Lg.	B
Wagner	65	2705	41.6	35.3	3	20	59	0
Kidd	7	246	35.1	32.3	1	1	53	0
Chargers	**72**	**2951**	**41.0**	**35.0**	**4**	**21**	**59**	**0**
Opponents	76	3290	43.3	36.0	4	19	62	0

Punt Returns	Ret.	FC	Yds.	Avg.	Lg.	TD
Gordon	36	19	475	13.2	90t	2
Chargers	**36**	**19**	**475**	**13.2**	**90t**	**2**
Opponents	38	14	348	9.2	44	0

Kickoff Returns	Ret.	Yds.	Avg.	Long	TD
Coleman	49	1293	26.4	90t	2
Harmon	9	157	17.4	25	0
Martin	8	167	20.9	29	0
Mitchell	1	18	18.0	18	0
Parker	1	1	1.0	1	0
Chargers	**68**	**1636**	**24.1**	**90t**	**2**
Opponents	79	1740	22.0	93t	1

Field Goals	1-19	20-29	30-39	40-49	50+
Carney	0/0	12/12	15/15	5/9	2/2
Chargers	**0/0**	**12/12**	**15/15**	**5/9**	**2/2**
Opponents	1/1	10/10	7/8	3/6	1/2

Carney (27G) (37G,20G) (36G,48N) (38G,24G,27G,33G) (23G,32G) (49G,31G,29G, 29G,28G) (22G,39G,37G,26G,44G) (25G,39G) (50G,33G,49G,47N) ( ) (48N,34G) (31G,48G,37G) (24G) (50G,42N) ( ) (37G,40G,32G)

Defensive Tackles (solo-ast-total-pd-ff-fr): Seau 124-31-155-3-1-3, Gordon 75-14-89-8-0-2, Carrington 68-20-88-7-1-2, Richard 69-10-79-7-2-0, Griggs 58-14-72-2-0-0, Gibson 50-18-68-3-0-0, Harper 56-10-66-14-0-0, O'Neal 47-13-60-4-2-1, Mims 35-6-41-4-1-2, Lee 30-9-39-1-1-1, Davis 21-9-30-0-1-0, Vanhorse 23-5-28-3-0-0, Young 14-5-19-1-0-0, Clark 9-2-11-0-0-0, Castle 8-2-10-2-0-0, Parrella 6-2-8-1-0-0, Johnson 4-2-6-0-0-0, White 4-1-5-0-1-0, Hendrickson 2-0-2-0-0-0, Bush 2-0-2-0-0-0, Miller 1-1-2-0-0-0, Winter 1-0-1-1-0-1

Special Teams Tackles (solo-ast-total): Harrison 17-3-20, Richard 13-2-15, Bush 11-1-12, Castle 11-0-11, Miller 11-0-11, Coleman 8-2-10, Vanhorse 8-0-8, Binn 6-1-7, Hendrickson 5-1-6, Bieniemy 3-1-4, Young 3-0-3, Clark 1-2-3, Carney 2-0-2, Griggs 2-0-2, Carrington 1-0-1, Culver 1-0-1, May 1-0-1, O'Neal 1-0-1, Wagner 1-0-1, Mitchell 0-1-1

Passing	Att.	Comp.	Yds.	Comp.%	Yds./Att.	TD	TD%	Int.	Int.%	Long	Sack/Lost	Rating
Humphries	453	264	3209	58.3%	7.08	17	3.8%	12	2.6%	99t	25/223	81.6
Gilbert	67	41	410	61.2%	6.12	3	4.5%	1	1.5%	26	4/28	87.3
Martin	1	0	0	0.0%	0.00	0	0.0%	1	100.0%	0	0/0	0.0
Means	1	0	0	0.0%	0.00	0	0.0%	0	0.0%	0	0/0	39.6
Chargers	**522**	**305**	**3619**	**58.4%**	**6.93**	**20**	**3.8%**	**14**	**2.7%**	**99t**	**29/251**	**81.3**
Opponents	577	363	3911	62.9%	6.78	20	3.5%	17	2.9%	28t	43/253	82.0

1993 FINAL STATISTICS

(8-8 Overall) Fourth AFC West - Bobby Ross
Home (4-4); Away (4-4)

Date	W/L	Score	Opponent	Att.
09/05	W	18-12	Seattle †	58,039
09/12	L	17-34	at Denver	75,074
09/19	W	18-17	Houston	58,519
10/03	L	14-31	at Seattle	54,778
10/10	L	3-16	at Pittsburgh	55,264
10/17	L	14-17	Kansas City †	60,729
10/31	W	30-23	at L.A. Raiders	45,122
11/07	W	30-17	at Minnesota	55,527
11/14	L	13-16	Chicago †	58,459
11/21	L	7-12	L.A. Raiders †	60,615
11/29	W	31-0	at Indianapolis	54,110
12/05	W	13-10	Denver †	60,233
12/12	L	13-20	Green Bay †	57,930
12/19	L	24-28	at Kansas City	74,778
12/27	W	45-20	Miami †	60,311
01/02	W	32-17	at Tampa Bay	35,587

Team Statistics	Chargers	Opponents
TOTAL FIRST DOWNS	313	299
Rushing	120	86
Passing	171	192
Penalty	22	21
Third Down: Made/Att.	89/224	83/210
Third Down Pct.	.397	.395
Fourth Down: Made/Att.	6/15	4/8
Fourth Down Pct.	.400	.500
TOTAL NET YARDS	4967	5066
Avg. Per Game	310.4	316.6
Total Plays	1050	1002
Avg. Per Play	4.7	5.1
NET YARDS RUSHING	1824	1314
Avg. Per Game	114.0	82.1
Total Rushes	455	414
NET YARDS PASSING	3143	3752
Avg. Per Game	196.4	234.5
Sacked/Yards Lost	32/240	32/206
Gross Yards	3383	3958
Attempts/Completions	563/301	556/329
Completion Pct.	.535	.592
Had Intercepted	14	22
PUNTS/AVERAGE	74/42.3	72/42.1
NET PUNTING AVG.	36.4	35.5
PENALTIES/YARDS	87/699	94/724
FUMBLES/BALL LOST	13/5	19/12
TOUCHDOWNS	33	30
Rushing	14	10
Passing	18	17
Returns	1	3
TIME OF POSSESSION	29:52	30:08

Score by Quarters	Q1	Q2	Q3	Q4	OT	PTS.
Chargers	66	76	67	113	0	322
Opponents	50	102	83	55	0	290

Scoring	TD	RU	PA	RT	PAT	FG	S	PTS.
Carney	0	0	0	0	31/33	31/40	0	124
Means	8	8	0	0	0/0	0/0	0	48
A. Miller	7	0	7	0	0/0	0/0	0	42
Butts	4	4	0	0	0/0	0/0	0	24
Lewis	4	0	4	0	0/0	0/0	0	24
Harmon	2	0	2	0	0/0	0/0	0	12
Jefferson	2	0	2	0	0/0	0/0	0	12
Young	2	0	2	0	0/0	0/0	0	12
Bieniemy	1	1	0	0	0/0	0/0	0	6
Frank	1	0	0	1	0/0	0/0	0	6
Kidd	1	1	0	0	0/0	0/0	0	6
Walker	1	0	1	0	0/0	0/0	0	6
Chargers	**33**	**14**	**18**	**1**	**31/33**	**31/40**	**0**	**322**
Opponents	30	10	17	3	30/30	26/33	1	290

2-Pt. Conversions: Chargers 0-0, Opponents 0-0

Sacks: O'Neal 12.0, Mims 7.0, Grossman 4.5, Lee 3.0, Richard 2.0, B. Winter 2.0, Carrington 1.0, Pope 0.5, **Chargers 32.0**, Opponents 32.0

Special Teams Tackles (solo-ast-total): Bush 12-1-13, Hendrickson 7-3-10, Fields 7-0-7, Vanhorse 7-0-7, Pope 6-1-7, Carrington 6-0-6, Fuller 6-0-6, Plummer 6-0-6, Richard 6-0-6, Gordon 5-0-5, Anno 4-1-5, Crews 3-0-3, May 3-0-3, Castle 2-1-3, Miller 2-1-3, Pupunu 2-1-3, Frank 2-0-2, Whitley 2-0-2, Brady 1-0-1, Carney 1-0-1, Dyal 1-0-1, Harmon 1-0-1, Johnson 1-0-1

Rushing	No.	Yds.	Avg.	Long	TD
Butts	185	746	4.0	27	4
Means	160	645	4.0	65t	8
Harmon	46	216	4.7	19	0
Bieniemy	33	135	4.1	12	1
Jefferson	3	53	10.6	33	0
Humphries	8	37	4.6	27	0
Friesz	10	3	0.3	2	0
Lewis	3	2	0.7	7	0
Hendrickson	1	0	0.0	0	0
A. Miller	1	0	0.0	0	0
Kidd	3	-13	-4.3	2t	1
Chargers	**455**	**1824**	**4.0**	**65t**	**14**
Opponents	414	1314	3.2	19	10

Receiving	No.	Yds.	Avg.	Long	TD
A. Miller	84	1162	13.8	66t	7
Harmon	73	671	9.2	37	2
Lewis	38	463	12.2	47	4
Jefferson	30	391	13.0	39t	2
Walker	21	212	10.1	25t	1
Butts	15	105	7.0	23	0
Pupunu	13	142	10.9	28	0
Barnes	10	137	13.7	21	0
Means	10	59	5.9	11	0
Young	6	41	6.8	12t	2
Bieniemy	1	0	0.0	0	0
Chargers	**301**	**3383**	**11.2**	**66t**	**18**
Opponents	329	3958	12.0	71t	17

Interceptions	No.	Yds.	Avg.	Long	TD
Carrington	7	104	14.9	28	0
Frank	3	119	39.7	102t	1
Seau	2	58	29.0	42	0
Pope	2	14	7.0	12	0
Plummer	2	7	3.5	6	0
Vanhorse	2	0	0.0	0	0
Hendrickson	1	16	16.0	16	0
Gordon	1	3	3.0	3	0
Davis	1	0	0.0	0	0
Richard	1	-2	-2.0	-2	0
Chargers	**22**	**319**	**14.5**	**102t**	**1**
Opponents	14	271	19.4	68	2

Punting	No.	Yds.	Avg.	Net	TB	I-20	Lg.	B
Kidd	57	2431	42.6	35.9	7	16	67	0
Sullivan	13	541	41.6	39.1	0	3	50	0
Carney	4	155	38.8	34.8	0	1	46	0
Chargers	**74**	**3127**	**42.3**	**36.4**	**7**	**20**	**67**	**0**
Opponents	72	3031	42.1	35.5	3	23	77	0

Punt Returns	Ret.	FC	Yds.	Avg.	Lg.	TD
Gordon	31	15	395	12.7	54	0
Lewis	3	2	17	5.7	7	0
Chargers	**34**	**17**	**412**	**12.1**	**54**	**0**
Opponents	36	21	292	8.1	30	0

Kickoff Returns	Ret.	Yds.	Avg.	Long	TD
Lewis	33	684	20.7	60	0
Bieniemy	7	110	15.7	18	0
Hendrickson	2	25	12.5	13	0
Means	2	22	11.0	14	0
A. Miller	2	42	21.0	29	0
Harmon	1	18	18.0	18	0
Chargers	**47**	**901**	**19.2**	**60**	**0**
Opponents	64	1063	16.6	48	0

Field Goals	1-19	20-29	30-39	40-49	50+
Carney	1/1	7/7	14/17	7/12	2/3
Chargers	**1/1**	**7/7**	**14/17**	**7/12**	**2/3**
Opponents	0/0	10/10	11/13	1/3	4/7

Carney (26G,44G,51G,32G,51G,19G) (30G) (34G,34G,27G,27G,36G,27G) (48N) (33G) (46B,31B) (45G,36G,38G) (36G,37N) (28G,30B,26G,40N) ( ) (36G) (56N,47N,27G,34G) (47G,43G) (38G) (32G,49N) (48G,38G,43G,45G)

Defensive Tackles (solo-ast-total-pd-ff-fr): Seau 108-21-129-11-1-1, Plummer 78-15-93-1-2-0, Carrington 67-12-79-14-0-1, Richard 69-8-77-5-1-0, Frank 65-8-73-12-0-0, O'Neal 49-7-56-6-2-1, Lee 36-9-45-0-0-1, Vanhorse 36-6-42-2-0-0, Gordon 40-1-41-5-0-1, Pope 32-6-38-4-1-0, Mims 28-4-32-0-2-2, Winter 25-7-32-0-0-1, Hendrickson 23-5-28-0-0-1, Grossman 16-7-23-4-0-1, Williams 14-4-18-0-0-0, Fuller 8-0-8-3-0-0, Davis 4-0-4-1-0-0, Fields 2-1-3-0-0-0, Bush 1-1-2-0-0-0, Crews 1-0-1-0-0-0, White 1-0-1-0-0-0, Castle 0-1-1-0-0-0, Johnson 0-1-1-0-0-0

Passing	Att.	Comp.	Yds.	Comp.%	Yds./Att.	TD	TD%	Int.	Int.%	Long	Sack/Lost	Rating
Humphries	324	173	1981	53.4%	6.11	12	3.7%	10	3.1%	48t	18/142	71.5
Friesz	238	128	1402	53.8%	5.89	6	2.5%	4	1.7%	66t	14/98	72.8
Means	1	0	0	0.0%	0.00	0	0.0%	0	0.0%	0	0/0	39.6
Chargers	**563**	**301**	**3383**	**53.5%**	**6.01**	**18**	**3.2%**	**14**	**2.5%**	**66t**	**32/240**	**72.0**
Opponents	556	329	3958	59.2%	7.12	17	3.1%	22	4.0%	71t	32/206	74.8

1992 FINAL STATISTICS

(11-5 Overall) First AFC West - Bobby Ross
Home (6-2); Away (5-3); Postseason (1-1)

Date	W/L	Score	Opponent	Att.
09/06	L	10-24	Kansas City	45,024
09/13	L	13-21	at Denver	74,367
09/20	L	6-23	Pittsburgh	46,127
09/27	L	0-27	at Houston	57,491
10/04	W	17-6	Seattle	36,783
10/18	W	34-14	at Indianapolis	48,552
10/25	W	24-21	Denver	53,576
11/01	W	26-0	Indianapolis	40,324
11/08	L	14-16	at Kansas City	72,826
11/15	W	14-13	at Cleveland	58,396
11/22	W	29-14	Tampa Bay	43,197
11/29	W	27-3	L.A. Raiders †	59,894
12/06	W	27-21	at Phoenix	26,880
12/13	W	27-10	Cincinnati	50,579
12/20	W	36-14	at L.A. Raiders	40,152
12/27	W	31-14	at Seattle	49,324
AFC Wild Card Playoffs				
01/02	W	17-0	Kansas City	60,681
AFC Divisional Playoffs				
01/10	L	0-31	at Miami	71,224

Team Statistics	Chargers	Opponents
TOTAL FIRST DOWNS	302	250
Rushing	118	80
Passing	161	157
Penalty	23	13
Third Down: Made/Att.	87/221	73/200
Third Down Pct.	.394	.365
Fourth Down: Made/Att.	6/13	3/12
Fourth Down Pct.	.462	.250
TOTAL NET YARDS	5221	4227
Avg. Per Game	326.3	264.2
Total Plays	1018	907
Avg. Per Play	5.1	4.7
NET YARDS RUSHING	1875	1395
Avg. Per Game	117.2	87.2
Total Rushes	489	365
NET YARDS PASSING	3346	2832
Avg. Per Game	209.1	177.0
Sacked/Yards Lost	33/268	51/356
Gross Yards	3614	3188
Attempts/Completions	496/282	491/271
Completion Pct.	.569	.552
Had Intercepted	21	25
PUNTS/AVERAGE	68/42.6	80/44.6
NET PUNTING AVG.	36.4	38.1
PENALTIES/YARDS	91/813	98/798
FUMBLES/BALL LOST	26/12	18/11
TOUCHDOWNS	36	29
Rushing	18	10
Passing	16	17
Returns	2	2
TIME OF POSSESSION	32:03	27:57

Score by Quarters	Q1	Q2	Q3	Q4	OT	PTS.
Chargers	69	92	12	102	0	335
Opponents	62	46	59	74	0	241

Scoring	TD	RU	PA	RT	PAT	FG	S	PTS.
Carney	0	0	0	0	35/35	26/32	0	113
Miller	8	0	7	1	0/0	0/0	0	48
Bernstine	4	4	0	0	0/0	0/0	0	24
Butts	4	4	0	0	0/0	0/0	0	24
Harmon	4	3	1	0	0/0	0/0	0	24
Humphries	4	4	0	0	0/0	0/0	0	24
Lewis	4	0	4	0	0/0	0/0	0	24
Bieniemy	3	3	0	0	0/0	0/0	0	18
Jefferson	2	0	2	0	0/0	0/0	0	12
Walker	2	0	2	0	0/0	0/0	0	12
Carrington	1	0	0	1	0/0	0/0	0	6
Grossman	0	0	0	0	0/0	0/0	2	4
Mims	0	0	0	0	0/0	0/0	1	2
Chargers	36	18	16	2	35/35	26/32	3	335
Opponents	29	10	17	2	28/29	13/16	0	241

2-Pt. Conversions: Chargers 0-0, Opponents 0-0

Sacks: O'Neal 17.0, Mims 10.0, Grossman 8.0, B. Winter 6.0, Seau 4.5, Thornton 2.0, D. Hall 1.0, Rolling 1.0, White 1.0, Lee 0.5, **Chargers 51.0**, Opponents 33.0

Rushing	No.	Yds.	Avg.	Long	TD
Butts	218	809	3.7	22	4
Bernstine	106	499	4.7	25t	4
Bieniemy	74	264	3.6	21	3
Harmon	55	235	4.3	33	3
Humphries	28	79	2.8	25	4
Lewis	2	7	3.5	4	0
Miller	1	-1	-1.0	-1	0
Gagliano	3	-4	-1.3	0	0
Kidd	2	-13	-6.5	0	0
Chargers	489	1875	3.8	33	18
Opponents	365	1395	3.8	52	10

Receiving	No.	Yds.	Avg.	Long	TD
Harmon	79	914	11.6	55	1
Miller	72	1060	14.7	67t	7
Lewis	34	580	17.1	62	4
Walker	34	393	11.6	59	2
Jefferson	29	377	13.0	51	2
Brennan	3	22	7.3	12	0
Bernstine	12	86	7.2	16	0
Butts	9	73	8.1	22	0
Bieniemy	5	49	9.8	25	0
Young	4	45	11.3	14	0
Claiborne	1	15	15.0	15	0
Chargers	282	3614	12.8	67t	16
Opponents	271	3188	11.8	83t	17

Interceptions	No.	Yds.	Avg.	Long	TD
Carrington	6	152	25.3	69	1
Byrd	4	88	22.0	44	0
Frank	4	37	9.3	33	0
Richard	3	26	8.7	20	0
Seau	2	51	25.5	29	0
Plummer	2	40	20.0	38	0
Blaylock	2	0	0.0	0	0
Vanhorse	1	11	11.0	11	0
Fields	1	0	0.0	0	0
Chargers	25	405	16.2	69	1
Opponents	21	241	11.5	99t	1

Punting	No.	Yds.	Avg.	Net	TB	I-20	Lg.	B
Kidd	68	2899	42.6	36.4	9	22	65	0
Chargers	68	2899	42.6	36.4	9	22	65	0
Opponents	80	3565	44.6	38.1	8	18	62	0

Punt Returns	Ret.	FC	Yds.	Avg.	Lg.	TD
Bieniemy	30	3	229	7.6	21	0
Lewis	13	5	127	9.8	25	0
Brennan	1	1	3	3.0	3	0
Chargers	44	12	359	8.2	25	0
Opponents	24	19	244	10.0	46t	1

Kickoff Returns	Ret.	Yds.	Avg.	Long	TD
Lewis	19	402	21.2	62	0
Bieniemy	15	257	17.1	30	0
Harmon	7	96	13.7	30	0
Hendrickson	2	14	7.0	8	0
Brennan	1	10	10.0	10	0
Miller	1	33	33.0	33	0
Chargers	45	812	18.0	62	0
Opponents	54	962	17.8	52	0

Field Goals	1-19	20-29	30-39	40-49	50+
Carney	0/0	13/14	5/7	7/8	1/3
Chargers	0/0	13/14	5/7	7/8	1/3
Opponents	0/0	4/5	4/5	5/6	0/0

Carney (45G) (37B,20G,27G) (24G,43G,25N) ( ) (49G,34N,51N) (23G,27G) (52N,37G) (33G) ( ) (48B) (28G,31G) (27G,21G) (50G,43G) (21G,48G) (42G,23G,25G,28G,23G) (31G,38G,47G)

Defensive Tackles (solo-ast-total-pd-ff-fr): Seau 79-23-102-10-1-1, Richard 59-20-79-3-0-1, O'Neal 68-10-78-4-0-1, Mims 41-12-53-4-1-1, Plummer 41-12-53-2-1-1, Vanhorse 43-7-50-11-0-0, Byrd 45-4-49-20-1-2, Rolling 42-7-49-1-2-1, Carrington 42-5-47-8-2-0, Grossman 41-5-46-1-0-0, Winter 32-9-41-2-0-0, Blaylock 33-4-37-6-0-0, Thornton 21-8-29-0-0-1, Frank 26-3-29-8-0-0, Hall 22-4-26-5-2-0, Fields 19-6-25-3-0-0, Hendrickson 7-4-11-0-0-0, Lee 5-2-7-0-1-1, Murphy 1-1-2-0-0-0, Savage 1-0-1-0-0-0, White 1-0-1-0-0-0

Special Teams Tackles (solo-ast-total): Hendrickson 10-2-12, Marve 7-2-9, Frank 7-1-8, May 5-3-8, Richard 7-0-7, Carrington 6-0-6, Plummer 3-2-5, Vanhorse 3-2-5, Hall 3-1-4, Murphy 3-1-4, Jefferson 3-0-3, Pope 2-1-3, Brennan 2-0-2, Fields 2-0-2, Anno 2-0-2, Bieniemy 1-0-1, Carney 1-0-1, Harmon 1-0-1, Kidd 1-0-1

Passing	Att.	Comp.	Yds.	Comp.%	Yds./Att.	TD	TD%	Int.	Int.%	Long	Sack/Lost	Rating
Humphries	454	263	3356	57.9%	7.39	16	3.5%	18	4.0%	67t	28/218	76.4
Gagliano	42	19	258	45.2%	6.14	0	0.0%	3	7.1%	55	5/50	35.6
Chargers	496	282	3614	56.9%	7.29	16	3.2%	21	4.2%	67t	33/268	72.9
Opponents	491	271	3188	55.2%	6.49	17	3.5%	25	5.1%	83t	51/356	65.5

1991 FINAL STATISTICS

(4-12 Overall) Fifth AFC West - Dan Henning
Home (3-5); Away (1-7)

Date	W/L	Score	Opponent	Att.
09/01	L	20-26	at Pittsburgh	55,848
09/08	L	14-34	at San Francisco	60,753
09/15	L	10-13	Atlanta	44,804
09/22	L	19-27	at Denver	73,258
09/29	L	13-14	Kansas City	44,907
10/06	W	21-13	at L.A. Raiders	42,787
10/13	L	24-30	at L.A. Rams	47,433
10/20	L	24-30 OT	Cleveland	48,440
10/27	L	9-20	at Seattle	58,025
11/10	W	17-14	Seattle	43,597
11/17	W	24-21	New Orleans	48,420
11/24	L	3-24	at New York Jets	59,025
12/01	L	7-9	L.A. Raiders †	56,780
12/08	L	17-20 OT	at Kansas City	73,330
12/15	W	38-30	Miami	47,731
12/22	L	14-17	Denver	51,449

Team Statistics	Chargers	Opponents
TOTAL FIRST DOWNS	285	292
Rushing	114	94
Passing	155	181
Penalty	16	17
Third Down: Made/Att.	76/217	68/189
Third Down Pct.	.350	.360
Fourth Down: Made/Att.	13/25	6/8
Fourth Down Pct.	.520	.750
TOTAL NET YARDS	4995	5111
Avg. Per Game	312.2	319.4
Total Plays	1010	961
Avg. Per Play	4.9	5.3
NET YARDS RUSHING	2248	1666
Avg. Per Game	140.5	104.1
Total Rushes	464	430
NET YARDS PASSING	2747	3445
Avg. Per Game	171.7	215.3
Sacked/Yards Lost	35/236	28/183
Gross Yards	2983	3628
Attempts/Completions	511/272	503/300
Completion Pct.	.532	.596
Had Intercepted	16	19
PUNTS/AVERAGE	77/39.8	76/40.3
NET PUNTING AVG.	34.8	35.2
PENALTIES/YARDS	96/799	87/718
FUMBLES/BALL LOST	24/12	22/9
TOUCHDOWNS	31	39
Rushing	16	15
Passing	13	22
Returns	2	2
TIME OF POSSESSION	30:02	29:59

Score by Quarters	Q1	Q2	Q3	Q4	OT	PTS.
Chargers	41	95	37	101	0	274
Opponents	63	97	73	100	9	342

Scoring	TD	RU	PA	RT	PAT	FG	S	PTS.
Carney	0	0	0	0	31/31	19/29	0	88
Bernstine	8	8	0	0	0/0	0/0	0	48
Butts	7	6	1	0	0/0	0/0	0	42
Lewis	4	0	3	1	0/0	0/0	0	24
McEwen	3	0	3	0	0/0	0/0	0	18
Miller	3	0	3	0	0/0	0/0	0	18
Harmon	2	1	1	0	0/0	0/0	0	12
Hendrickson	2	1	1	0	0/0	0/0	0	12
Frank	1	0	0	1	0/0	0/0	0	6
Jefferson	1	0	1	0	0/0	0/0	0	6
Chargers	**31**	**16**	**13**	**2**	**31/31**	**19/29**	**0**	**274**
Opponents	39	15	22	2	37/38	23/29	1	342

2-Pt. Conversions: Chargers 0-0, Opponents 0-0

Sacks: O'Neal 9.0, Seau 7.0, Grossman 5.5, Benson 1.0, Elder 1.0, Phillips 1.0, Plummer 1.0, Rolling 1.0, Shelton 1.0, Hinkle 0.5, **Chargers 28.0**, Opponents 35.0

Special Teams Tackles (solo-ast-total): Carrington 16-3-19, Clark 12-1-13, Hendrickson 9-3-12, Frank 9-0-9, Elder 8-1-9, Butts 6-0-6, Thaxton 5-1-6, Harmon 4-1-5, Bayless 3-0-3, Kirk 3-0-3, Plummer 2-0-2, Bieniemy 1-0-1, Mack 1-0-1, Rodenhauser 1-0-1, Fields 0-1-1

Rushing	No.	Yds.	Avg.	Long	TD
Butts	193	834	4.3	44	6
Bernstine	159	766	4.8	63t	8
Harmon	89	544	6.1	33	1
Jefferson	1	27	27.0	27	0
Gagliano	3	19	6.3	16	0
Friesz	10	18	1.8	11	0
Bieniemy	3	17	5.7	15	0
Lewis	3	10	3.3	9	0
Samuels	2	10	5.0	6	0
Hendrickson	1	3	3.0	3t	1
Chargers	**464**	**2248**	**4.8**	**63t**	**16**
Opponents	430	1666	3.9	63t	15

Receiving	No.	Yds.	Avg.	Long	TD
Harmon	59	555	9.4	36	1
Miller	44	649	14.8	58	3
Lewis	42	554	13.2	49t	3
McEwen	37	399	10.8	30	3
Taylor	24	218	9.1	27	0
Walker	20	134	6.7	14	0
Jefferson	12	125	10.4	29	1
Bernstine	11	124	11.3	25	0
Butts	10	91	9.1	46	1
Cox	5	53	10.6	19	0
Hendrickson	4	36	9.0	20	1
Samuels	2	33	16.5	29	0
Young	2	12	6.0	6	0
Chargers	**272**	**2983**	**11.0**	**58**	**13**
Opponents	300	3628	12.1	89t	22

Interceptions	No.	Yds.	Avg.	Long	TD
Byrd	6	48	8.0	22	0
Carrington	3	30	10.0	19	0
Rolling	2	54	27.0	47	0
Richard	2	5	2.5	3	0
Smith	2	0	0.0	0	0
Frank	1	71	71.0	71t	1
Shelton	1	19	19.0	19	0
Bayless	1	0	0.0	0	0
Elder	1	0	0.0	0	0
Chargers	**19**	**227**	**11.9**	**71t**	**1**
Opponents	16	183	11.4	49	1

Punting	No.	Yds.	Avg.	Net	TB	I-20	Lg.	B
Kidd	76	3064	40.3	34.8	6	22	60	1
Chargers	**77**	**3064**	**39.8**	**34.8**	**6**	**22**	**60**	**1**
Opponents	76	3064	40.3	35.2	3	18	60	0

Punt Returns	Ret.	FC	Yds.	Avg.	Lg.	TD
Taylor	28	18	269	9.6	48	0
Lewis	5	5	59	11.8	26	0
Byrd	0	2	0	0.0	0	0
Chargers	**33**	**25**	**328**	**9.9**	**48**	**0**
Opponents	32	25	267	8.3	32	0

Kickoff Returns	Ret.	Yds.	Avg.	Long	TD
Elder	27	535	19.8	42	0
Lewis	23	578	25.1	95t	1
Harmon	2	25	12.5	14	0
Benson	1	2	2.0	2	0
Bernstine	1	7	7.0	7	0
Butts	1	0	0.0	0	0
Carrington	0	24	—	24	0
Chargers	**55**	**1171**	**21.3**	**95t**	**1**
Opponents	52	1034	19.9	76	0

Field Goals	1-19	20-29	30-39	40-49	50+
Carney	1/1	6/6	6/8	4/10	2/4
Chargers	**1/1**	**6/6**	**6/8**	**4/10**	**2/4**
Opponents	2/2	6/6	11/13	1/4	3/4

Carney (36N,48G,35G) ( ) (53N,47N,39G,47N) (41G,43G,43G,36G) (36N,26G,37G) ( ) (27G) (27G,48N) (29G,24G,56N,36G) (54G) (19G) (53G,46N) (44B) (47N,27G) (35G) ( )

Defensive Tackles (solo-ast-total-pd-ff-fr): Seau 111-18-129-2-0-0, Plummer 88-23-111-0-1-1, O'Neal 63-5-68-1-2-0, Rolling 52-11-63-5 0-1, Richard 50-9-59-3-1-0, Grossman 47-10-57-0-1-1, Bayless 46-11-57-6-2-1, Seale 47-5-52-8-1-0, Frank 40-1-41-6-0-0, Byrd 33-6-39-16-1-0, Phillips 32-4-36-2-2-1, Hinkle 28-4-32-0-2-1, Shelton 23-3-26-1-0-0, Smith 17-6-23-3-2-1, Elder 20-2-22-3-0-0, Thornton 16-2-18-1-0-0, Carrington 17-0-17-7-0-0, Thaxton 4-0-4-0-0-0, Benson 3-1-4-0-0-0, Mack 3-1-4-1-0-0, McClendon 1-0-1-0-0-0

Passing	Att.	Comp.	Yds.	Comp.%	Yds./Att.	TD	TD%	Int.	Int.%	Long	Sack/Lost	Rating
Friesz	487	262	2896	53.8%	5.95	12	2.5%	15	3.1%	58	32/214	67.1
Gagliano	23	9	76	39.1%	3.30	0	0.0%	1	4.3%	17	3/22	30.3
Bernstine	1	1	11	100.0%	11.00	1	100.0%	0	0.0%	11t	0/0	152.1
Chargers	**511**	**272**	**2983**	**53.2%**	**5.84**	**13**	**2.5%**	**16**	**3.1%**	**58**	**35/236**	**66.2**
Opponents	503	300	3628	59.6%	7.21	22	4.4%	19	3.8%	89t	28/183	80.7

1990 FINAL STATISTICS

(6-10 Overall) Fourth AFC West - Dan Henning
Home (3-5); Away (3-5)

Date	W/L	Score	Opponent	Att.
09/09	L	14-17	at Dallas	48,063
09/16	L	16-21	Cincinnati	48,098
09/23	W	24-14	at Cleveland	77,429
09/30	L	7-17	Houston	48,762
10/07	L	14-36	at Pittsburgh	53,486
10/14	W	39-3	at New York Jets	63,311
10/21	L	9-24	L.A. Raiders †	60,569
10/28	W	41-10	Tampa Bay	40,653
11/04	W	31-14	at Seattle	59,646
11/11	W	19-7	Denver	59,557
11/18	L	10-27	at Kansas City	63,717
11/25	L	10-13 OT	Seattle	50,097
12/02	W	38-17	New York Jets	40,877
12/16	L	10-20	at Denver	64,919
12/23	L	21-24	Kansas City	45,135
12/30	L	12-17	at L.A. Raiders	62,593

Team Statistics	Chargers	Opponents
TOTAL FIRST DOWNS	272	268
Rushing	112	92
Passing	142	152
Penalty	18	24
Third Down: Made/Att.	101/223	86/203
Third Down Pct.	.453	.424
Fourth Down: Made/Att.	6/20	6/14
Fourth Down Pct.	.300	.429
TOTAL NET YARDS	4940	4425
Avg. Per Game	308.8	276.6
Total Plays	976	931
Avg. Per Play	5.1	4.8
NET YARDS RUSHING	2257	1515
Avg. Per Game	141.1	94.7
Total Rushes	484	424
NET YARDS PASSING	2683	2910
Avg. Per Game	167.7	181.9
Sacked/Yards Lost	20/157	45/345
Gross Yards	2840	3255
Attempts/Completions	472/246	462/254
Completion Pct.	.521	.550
Had Intercepted	19	19
PUNTS/AVERAGE	62/39.4	70/41.2
NET PUNTING AVG.	36.6	35.0
PENALTIES/YARDS	103/886	87/720
FUMBLES/BALL LOST	24/13	26/11
TOUCHDOWNS	36	33
Rushing	14	10
Passing	18	22
Returns	4	1
TIME OF POSSESSION	30:19	29:41

Score by Quarters	Q1	Q2	Q3	Q4	OT	PTS.
Chargers	69	102	75	69	0	315
Opponents	54	111	27	86	3	281

Scoring	TD	RU	PA	RT	PAT	FG	S	PTS.
Carney	0	0	0	0	27/28	19/21	0	84
Butts	8	8	0	0	0/0	0/0	0	48
A. Miller	7	0	7	0	0/0	0/0	0	42
Bernstine	4	4	0	0	0/0	0/0	0	24
Lewis	3	1	1	1	0/0	0/0	0	18
McEwen	3	0	3	0	0/0	0/0	0	18
Reveiz	0	0	0	0	7/8	2/7	0	13
Harmon	2	0	2	0	0/0	0/0	0	12
L. Miller	2	0	0	2	0/0	0/0	0	12
Plummer	2	1	1	0	0/0	0/0	0	12
Caravello	1	0	1	0	0/0	0/0	0	6
Cox	1	0	1	0	0/0	0/0	0	6
Early	1	0	1	0	0/0	0/0	0	6
Taylor	1	0	0	1	0/0	0/0	0	6
Walker	1	0	1	0	0/0	0/0	0	6
Grossman	0	0	0	0	0/0	0/0	1	2
Chargers	**36**	**14**	**18**	**4**	**34/36**	**21/28**	**1**	**315**
Opponents	33	10	22	1	33/33	16/21	1	281

2-Pt. Conversions: Chargers 0-0, Opponents 0-0

Sacks: O'Neal 13.5, Grossman 10.0, Williams 7.5, Rolling 3.5, Bayless 3.0, Robinson 2.0, L. Miller 1.0, Seau 1.0, Smith 1.0, Elder 0.5, Hinkle 0.5, Phillips 0.5, **Chargers 45.0**, Opponents 20.0

Special Teams Tackles (solo-ast-total): Elder 10-0-10, Hendrickson 6-4-10, Plummer 8-1-9, Frank 7-0-7, Orr 5-0-5, Harmon 4-0-4, Shelton 4-0-4, Seau 2-1-3, Lewis 2-0-2, Rodenhauser 2-0-2, Rolling 2-0-2, Bayless 1-1-2, Butts 1-0-1, McEwen 1-0-1, Grossman 0-1-1, Smith 0-1-1

Passing	Att.	Comp.	Yds.	Comp.%	Yds./Att.	TD	TD%	Int.	Int.%	Long	Sack/Lost	Rating
Tolliver	410	216	2574	52.7%	6.28	16	3.9%	16	3.9%	45t	19/150	68.9
Vlasic	40	19	168	47.5%	4.20	1	2.5%	2	5.0%	27	0/0	46.7
Friesz	22	11	98	50.0%	4.45	1	4.5%	1	4.5%	17	1/7	58.5
Chargers	**472**	**246**	**2840**	**52.1%**	**6.02**	**18**	**3.8%**	**19**	**4.0%**	**45t**	**20/157**	**66.5**
Opponents	462	254	3255	55.0%	7.05	22	4.8%	19	4.1%	90t	45/345	76.0

Rushing	No.	Yds.	Avg.	Long	TD
Butts	265	1225	4.6	52	8
Bernstine	124	589	4.8	40t	4
Harmon	66	363	5.5	41	0
Lewis	4	25	6.3	10t	1
Tolliver	14	22	1.6	14	0
Nelson	3	14	4.7	5	0
A. Miller	3	13	4.3	10	0
Friesz	1	3	3.0	3	0
Plummer	2	3	1.5	2	1
Vlasic	1	0	0.0	0	0
Wilson	1	0	0.0	0	0
Chargers	**484**	**2257**	**4.7**	**52**	**14**
Opponents	424	1515	3.6	27	10

Receiving	No.	Yds.	Avg.	Long	TD
A. Miller	63	933	14.8	31t	7
Harmon	46	511	11.0	36t	2
McEwen	29	325	11.2	32	3
Walker	23	240	10.4	23	1
Butts	16	117	7.3	26	0
Early	15	238	15.9	45t	1
Lewis	14	192	13.7	40	1
Cox	14	93	6.6	12	1
Wilson	10	87	8.7	20	0
Bernstine	8	40	5.0	11	0
Nelson	4	29	7.3	10	0
Caravello	2	21	10.5	17t	1
Hendrickson	1	12	12.0	12	0
Plummer	1	2	2.0	2t	1
Chargers	**246**	**2840**	**11.5**	**45t**	**18**
Opponents	254	3255	12.8	90t	22

Interceptions	No.	Yds.	Avg.	Long	TD
Byrd	7	63	9.0	24	0
Seale	2	14	7.0	14	0
Smith	2	12	6.0	12	0
Frank	2	8	4.0	4	0
Rolling	1	67	67.0	67	0
Lyles	1	19	19.0	19	0
Fuller	1	5	5.0	5	0
Bayless	1	0	0.0	0	0
Elder	1	0	0.0	0	0
Glenn	1	0	0.0	0	0
Chargers	**19**	**188**	**9.9**	**67**	**0**
Opponents	19	310	16.3	64t	1

Punting	No.	Yds.	Avg.	Net	TB	I-20	Lg.	B
Kidd	61	2442	40.0	36.6	2	14	59	1
Chargers	**62**	**2442**	**39.4**	**36.6**	**2**	**14**	**59**	**1**
Opponents	70	2886	41.2	35.0	5	15	67	0

Punt Returns	Ret.	FC	Yds.	Avg.	Lg.	TD
Schwedes	5	1	33	6.6	12	0
Lewis	13	8	117	9.0	63t	1
Mays	7	4	30	4.3	17	0
Taylor	6	3	112	18.7	55t	1
Nelson	3	0	44	14.7	33	0
Lyles	1	0	0	0.0	0	0
Chargers	**35**	**16**	**336**	**9.6**	**63t**	**2**
Opponents	28	15	131	4.7	18	0

Kickoff Returns	Ret.	Yds.	Avg.	Long	TD
Elder	24	571	23.8	90	0
Lewis	17	383	22.5	39	0
Frank	8	172	21.5	31	0
Nelson	4	36	9.0	26	0
A. Miller	1	13	13.0	13	0
Orr	1	13	13.0	13	0
Chargers	**55**	**1188**	**21.6**	**90**	**0**
Opponents	62	1048	16.9	75	0

Field Goals	1-19	20-29	30-39	40-49	50+
Carney	2/2	8/8	6/7	3/3	0/1
Reveiz	1/1	0/1	0/1	1/4	0/0
Chargers	**3/3**	**8/9**	**6/8**	**4/7**	**0/1**
Opponents	0/0	4/5	6/9	6/7	0/0

Carney ( ) ( ) ( ) ( ) ( ) (34G,42G,37G) (27G,37G,37G) (28G,27G) (36N,20G) (19G,23G,43G,32G) (42G) (20G) (22G) (30G) ( ) (19G,54N,21G)
Reveiz (31N) (19G,44N) (42G,44N) (27N,45N) ( ) ( ) ( ) ( ) ( ) ( ) ( ) ( ) ( ) ( ) ( ) ( ) ( )

Defensive Tackles (solo-ast-total-pd-ff-fr): Plummer 86-25-111-2-1-0, Seau 64-21-85-1-0-0, O'Neal 64-17-81-7-2-1, Bayless 60-16-76-2-0-1, Grossman 55-12-67-2-2-0, Williams 54-9-63-5-1-0, Byrd 49-11-60-7-1-0, Rolling 48-10-58-4-1-0, Glenn 45-9-54-5-0-0, Seale 36-2-38-8-0-1, Smith 28-8-36-2-1-0, Miller 23-5-28-0-0-3, Frank 25-2-27-3-1-0, Lyles 17-2-19-2-0-0, Hinkle 14-4-18-1-0-0, Shelton 11-3-14-3-0-0, Elder 13-3-16-1-0-1, Robinson 8-2-10-0-1-1, Phillips 6-3-9-0-0-0, Figaro 5-3-8-0-0-0, Brown 4-1-5-0-0-1, Hendrickson 1-1-2-0-0-0, Lilly 1-0-1-0-0-0

1989 FINAL STATISTICS

(6-10 Overall) Fifth AFC West – Dan Henning
Home (4-4); Away (2-6)

Date	W/L	Score	Opponent	Att.
09/10	L	14-40	at L.A. Raiders	40,237
09/17	L	27-34	Houston	42,013
09/24	W	21-6	Kansas City	40,128
10/01	W	24-13	at Phoenix	44,201
10/08	L	10-16	at Denver	75,222
10/15	L	16-17	Seattle	50,079
10/22	L	13-20	New York Giants	48,566
10/29	L	7-10	at Seattle	59,691
11/05	W	20-17	Philadelphia	47,019
11/12	W	14-12	L.A. Raiders †	59,151
11/19	L	17-20	at Pittsburgh	44,203
11/26	L	6-10	at Indianapolis	58,822
12/03	L	17-20	New York Jets	38,954
12/10	L	21-26	at Washington	47,693
12/17	W	20-13	at Kansas City	40,623
12/24	W	19-16	Denver	50,524

Team Statistics	Chargers	Opponents
TOTAL FIRST DOWNS	267	295
Rushing	95	102
Passing	149	172
Penalty	23	21
Third Down: Made/Att.	81/223	81/227
Third Down Pct.	.363	.357
Fourth Down: Made/Att.	6/18	8/13
Fourth Down Pct.	.333	.615
TOTAL NET YARDS	4910	4764
Avg. Per Game	306.9	297.8
Total Plays	986	1040
Avg. Per Play	5.0	4.6
NET YARDS RUSHING	1873	1813
Avg. Per Game	117.1	113.3
Total Rushes	432	479
NET YARDS PASSING	3037	2951
Avg. Per Game	189.8	184.4
Sacked/Yards Lost	39/254	48/360
Gross Yards	3291	3311
Attempts/Completions	515/270	513/283
Completion Pct.	.524	.552
Had Intercepted	19	25
PUNTS/AVERAGE	84/39.5	79/38.6
NET PUNTING AVG.	32.4	32.9
PENALTIES/YARDS	122/906	93/741
FUMBLES/BALL LOST	24/17	21/13
TOUCHDOWNS	31	29
Rushing	13	13
Passing	15	15
Returns	3	1
TIME OF POSSESSION	28:55	31:05

Score by Quarters	Q1	Q2	Q3	Q4	OT	PTS.
Chargers	52	43	67	104	0	266
Opponents	42	92	67	89	0	290

Scoring	TD	RU	PA	RT	PAT	FG	S	PTS.
Bahr	0	0	0	0	29/30	17/25	0	80
A. Miller	11	0	10	1	0/0	0/0	0	66
Butts	9	9	0	0	0/0	0/0	0	54
Spencer	3	3	0	0	0/0	0/0	0	18
Bernstine	2	1	1	0	0/0	0/0	0	12
Cox	2	0	2	0	0/0	0/0	0	12
Glenn	1	0	0	1	0/0	0/0	0	6
Parker	1	0	1	0	0/0	0/0	0	6
B. Smith	1	0	0	1	0/0	0/0	0	6
Walker	1	0	1	0	0/0	0/0	0	6
Chargers	**31**	**13**	**15**	**3**	**29/30**	**17/25**	**0**	**266**
Opponents	29	13	15	1	27/29	29/41	1	290

2-Pt. Conversions: Chargers 0-0, Opponents 0-0

Sacks: Williams 14.0, O'Neal 12.5, Grossman 10.0, Hinkle 2.5, L. Miller 2.5, B. Smith 2.5, Bayless 1.0, Glenn 1.0, Lyles 1.0, Phillips 1.0, **Chargers 48.0**, Opponents 39.0

Defensive Tackles (solo-ast-total-pd-ff-fr): Plummer 111-35-146-1-0-1, O'Neal 78-18-96-2-2-2, Smith 59-16-75-4-1-2, Williams 62-6-68-5-1-0, Glenn 55-13-68-9-0-1, Figaro 54-10-64-1-0-1, Byrd 55-8-63-10-2-0, Grossman 47-16-63-1-0-0, Bayless 49-12-61-3-0-1, Seale 49-3-52-12-0-0, Phillips 29-8-37-0-0-0, Lyles 25-8-33-0-1-1, Patterson 26-3-29-4-0-0,Collins 20-6-26-1-0-0, Bennett 21-1-22-1-0-0, Miller 15-3-18-0-0-1, Hinkle 13-3-16-0-0-0

Special Teams Tackles (solo-ast-total): Woodard 12-2-14, Patterson 11-0-11, Figaro 9-1-10, Brandon 8-1-9, Bennett 6-0-6, Plummer 6-0-6, Butts 5-0-5, Lyles 5-0-5, Bayless 4-0-4, Hinkle 3-0-3, Spencer 3-0-3, Ilesic 2-1-3, Parker 2-0-2, Bahr 1-0-1, Campbell 1-0-1, Holland 1-0-1, Smith 1-0-1

Rushing	No.	Yds.	Avg.	Long	TD
Butts	170	683	4.0	50t	9
Spencer	134	521	3.9	15	3
Nelson	36	197	5.5	28	0
McMahon	29	141	4.9	15	0
Bernstine	15	137	9.1	32t	1
Brinson	17	64	3.8	9	0
Holland	6	46	7.7	24	0
A. Miller	4	21	5.3	24	0
Early	1	19	19.0	19	0
Floyd	8	15	1.9	5	0
Archer	2	14	7.0	14	0
Walker	1	9	9.0	9	0
Plummer	1	6	6.0	6	0
Caravello	1	0	0.0	0	0
Tolliver	7	0	0.0	3	0
Chargers	**432**	**1873**	**4.3**	**50t**	**13**
Opponents	479	1813	3.8	59	13

Receiving	No.	Yds.	Avg.	Long	TD
A. Miller	75	1252	16.7	69t	10
Nelson	31	328	10.6	49	0
Holland	26	336	12.9	37	0
Walker	24	395	16.5	49	1
Cox	22	200	9.1	24	2
Bernstine	21	222	10.6	36	1
Spencer	18	112	6.2	23	0
Brinson	12	71	5.9	11	0
Early	11	126	11.5	21	0
Caravello	10	95	9.5	37	0
McEwen	7	99	14.1	29	0
Butts	7	21	3.0	8	0
Allen	2	19	9.5	11	0
Parker	2	5	2.5	4	1
Floyd	1	6	6.0	6	0
McMahon	1	4	4.0	4	0
Chargers	**270**	**3291**	**12.2**	**69t**	**15**
Opponents	283	3311	11.7	59t	15

Interceptions	No.	Yds.	Avg.	Long	TD
Byrd	7	38	5.4	22	0
Glenn	4	52	13.0	31	0
Seale	4	47	11.8	25	0
Bennett	3	4	1.3	4	0
Patterson	2	44	22.0	34	0
Lyles	2	28	14.0	28	0
B. Smith	1	9	9.0	9	0
Figaro	1	2	2.0	2	0
Bayless	1	0	0.0	0	0
Chargers	**25**	**224**	**9.0**	**34**	**0**
Opponents	19	179	9.4	40	0

Punting	No.	Yds.	Avg.	Net	TB	I-20	Lg.	B
Ilesic	76	3049	40.1	32.9	7	11	64	0
Colbert	8	266	33.3	27.9	0	0	46	0
Chargers	**84**	**3315**	**39.5**	**32.4**	**7**	**11**	**64**	**0**
Opponents	79	3050	38.6	32.9	9	21	63	1

Punt Returns	Ret.	FC	Yds.	Avg.	Lg.	TD
McConkey	14	15	111	7.9	20	0
Brinson	11	0	112	10.2	52	0
Walker	6	4	31	5.2	13	0
Usher	3	0	15	5.0	11	0
Allen	2	0	3	1.5	3	0
Figaro	1	0	0	0.0	0	0
Lyles	1	0	0	0.0	0	0
Byrd	0	1	0	—	—	0
Chargers	**38**	**20**	**272**	**7.2**	**52**	**0**
Opponents	43	10	451	10.5	38	0

Kickoff Returns	Ret.	Yds.	Avg.	Long	TD
Holland	29	510	17.6	34	0
A. Miller	21	533	25.4	91t	1
Usher	10	159	15.9	26	0
Floyd	3	12	4.0	12	0
Figaro	1	21	21.0	21	0
Chargers	**64**	**1235**	**19.3**	**91t**	**1**
Opponents	57	1249	21.9	84t	1

Field Goals	1-19	20-29	30-39	40-49	50+
Bahr	0/0	6/6	6/9	4/6	1/4
Chargers	**0/0**	**6/6**	**6/9**	**4/6**	**1/4**
Opponents	1/1	11/12	12/13	4/11	1/4

Bahr ( ) ( ) ( ) (37G) (39G) (29G,51B) (26G,30G,52N) ( ) (23G,33N,49G) ( ) (27G,38N) (33G,44N,38G) (39G,37N) ( ) (43G,42N,20G) (22G,41G,53G,52N,45G)

Passing	Att.	Comp.	Yds.	Comp.%	Yds./Att.	TD	TD%	Int.	Int.%	Long	Sack/Lost	Rating
McMahon	318	176	2132	55.3%	6.70	10	3.1%	10	3.1%	69t	28/167	73.5
Tolliver	185	89	1097	48.1%	5.93	5	2.7%	8	4.3%	49	9/75	57.9
Archer	12	5	62	41.7%	5.17	0	0.0%	1	8.3%	17	2/12	23.6
Chargers	**515**	**270**	**3291**	**52.4%**	**6.39**	**15**	**2.9%**	**19**	**3.7%**	**69t**	**39/254**	**66.7**
Opponents	513	283	3311	55.2%	6.45	15	2.9%	25	4.9%	59t	48/360	64.4

1988 FINAL STATISTICS

(6-10 Overall) Fourth AFC West - Al Saunders
Home (3-5); Away (3-5)

Date	W/L	Score	Opponent	Att.
09/04	L	13-24	at L.A. Raiders	39,029
09/11	L	3-34	at Denver	75,359
09/18	W	17-6	Seattle	44,449
09/25	W	24-23	at Kansas City	45,498
10/02	L	0-12	Denver	55,763
10/09	L	17-23	New Orleans	42,693
10/16	L	28-31	at Miami	58,972
10/23	L	0-16	Indianapolis	37,722
10/30	L	14-17	at Seattle	59,641
11/06	L	3-13	L.A. Raiders †	55,134
11/13	W	10-7	at Atlanta	26,329
11/20	W	38-24	at L.A. Rams	45,462
11/27	L	10-48	San Francisco	51,484
12/04	L	10-27	at Cincinnati	56,866
12/11	W	20-14	Pittsburgh	33,816
12/18	W	24-13	Kansas City	26,339

Team Statistics	Chargers	Opponents
TOTAL FIRST DOWNS	255	335
Rushing	115	135
Passing	116	173
Penalty	24	27
Third Down: Made/Att.	70/204	97/221
Third Down Pct.	.343	.439
Fourth Down: Made/Att.	7/19	6/11
Fourth Down Pct.	.368	.545
TOTAL NET YARDS	4429	5418
Avg. Per Game	276.8	338.6
Total Plays	937	1072
Avg. Per Play	4.7	5.1
NET YARDS RUSHING	2041	2133
Avg. Per Game	127.6	133.3
Total Rushes	438	521
NET YARDS PASSING	2388	3285
Avg. Per Game	149.3	205.3
Sacked/Yards Lost	31/240	34/240
Gross Yards	2628	3525
Attempts/Completions	468/241	517/274
Completion Pct.	.515	.530
Had Intercepted	20	16
PUNTS/AVERAGE	86/43.5	71/39.3
NET PUNTING AVG.	34.5	32.9
PENALTIES/YARDS	118/1039	74/619
FUMBLES/BALL LOST	26/12	25/10
TOUCHDOWNS	27	38
Rushing	11	15
Passing	11	22
Returns	5	1
TIME OF POSSESSION	28:22	31:38

Score by Quarters	Q1	Q2	Q3	Q4	OT	PTS.
Chargers	72	57	37	65	0	231
Opponents	69	105	57	101	0	332

Scoring	TD	RU	PA	RT	PAT	FG	S	PTS.
Abbott	0	0	0	0	15/15	8/12	0	39
DeLine	0	0	0	0	12/12	6/8	0	30
Early	4	0	4	0	0/0	0/0	0	24
Malone	4	4	0	0	0/0	0/0	0	24
A. Miller	4	0	3	1	0/0	0/0	0	24
Anderson	3	3	0	0	0/0	0/0	0	18
Redden	3	3	0	0	0/0	0/0	0	18
Flutie	2	0	2	0	0/0	0/0	0	12
Holland	2	0	1	1	0/0	0/0	0	12
Adams	1	1	0	0	0/0	0/0	0	6
Bennett	1	0	0	1	0/0	0/0	0	6
Browner	1	0	0	1	0/0	0/0	0	6
James	1	0	1	0	0/0	0/0	0	6
Seale	1	0	0	1	0/0	0/0	0	6
Chargers	**27**	**11**	**11**	**5**	**27/27**	**14/20**	**0**	**231**
Opponents	38	15	22	1	36/37	22/36	1	332

2-Pt. Conversions: Chargers 0-0, Opponents 0-0

Sacks: Williams 11.0, O'Neal 4.0, Campbell 3.0, Hinkle 3.0, Keys 3.0, Browner 2.5, Phillips 2.0, Bayless 1.0, Glenn 1.0, P. Miller 1.0, Patterson 1.0, Smith 1.0, Wilson 0.5, **Chargers 34.0**, Opponents 31.0

Rushing	No.	Yds.	Avg.	Long	TD
Anderson	225	1119	5.0	36	3
Spencer	44	215	4.9	24	0
Malone	37	169	4.6	36t	4
Adams	38	149	3.9	14	1
Laufenberg	31	120	3.9	23	0
James	23	105	4.6	23	0
Early	7	63	9.0	37	0
A. Miller	7	45	6.4	20	0
Redden	19	30	1.6	5t	3
Holland	3	19	6.3	10	0
Bernstine	2	7	3.5	5	0
Vlasic	2	0	0.0	0	0
Chargers	**438**	**2041**	**4.7**	**37**	**11**
Opponents	521	2133	4.1	37t	15

Receiving	No.	Yds.	Avg.	Long	TD
Holland	39	536	13.7	45	1
A. Miller	36	526	14.6	49	3
James	36	279	7.8	31	1
Anderson	32	182	5.7	20	0
Early	29	375	12.9	38t	4
Bernstine	29	340	11.7	59	0
Flutie	18	208	11.6	28	2
Cox	18	144	8.0	20	0
Jones	1	11	11.0	11	0
Spencer	1	14	14.0	14	0
Redden	1	11	11.0	11	0
Sievers	1	2	2.0	2	0
Chargers	**241**	**2628**	**10.9**	**59**	**11**
Opponents	274	3525	12.9	96t	22

Interceptions	No.	Yds.	Avg.	Long	TD
Byrd	7	82	11.7	42	0
Browner	2	65	32.5	55t	1
Coleman	2	0	0.0	0	0
Bennett	1	21	21.0	21	0
Smith	1	9	9.0	9	0
Faucette	1	2	2.0	2	0
Glenn	1	0	0.0	0	0
Patterson	1	0	0.0	0	0
Chargers	**16**	**179**	**11.2**	**55t**	**1**
Opponents	20	307	15.4	44	0

Punting	No.	Yds.	Avg.	Net	TB	I-20	Lg.	B
Mojsiejenko	85	3745	44.1	34.5	11	22	62	1
Chargers	**86**	**3745**	**43.5**	**34.5**	**11**	**22**	**62**	**1**
Opponents	71	2792	39.3	32.9	7	16	65	1

Punt Returns	Ret.	FC	Yds.	Avg.	Lg.	TD
James	28	11	278	9.9	24	0
Flutie	7	5	36	5.1	10	0
Chargers	**35**	**16**	**314**	**9.0**	**24**	**0**
Opponents	56	5	558	10.0	36	0

Kickoff Returns	Ret.	Yds.	Avg.	Long	TD
Holland	31	810	26.1	94t	1
A. Miller	25	648	25.9	93t	1
Adams	1	13	13.0	13	0
Flutie	1	10	10.0	10	0
Jones	1	13	13.0	13	0
Spencer	1	16	16.0	16	0
Chargers	**60**	**1510**	**25.2**	**94t**	**2**
Opponents	47	1055	22.4	97t	1

Field Goals	1-19	20-29	30-39	40-49	50+
Abbott	0/0	3/3	2/4	3/5	0/0
DeLine	0/0	3/3	1/1	2/4	0/0
Chargers	**0/0**	**6/6**	**3/5**	**5/9**	**0/0**
Opponents	0/0	8/9	7/10	5/14	2/3

Abbott (23G,33G) (20G) (48G,30N) (47G) (34B) (35G) ( ) ( ) (49N) (40G) (23G,43N) ( ) ( ) ( ) ( ) ( )
DeLine ( ) ( ) ( ) ( ) ( ) ( ) ( ) ( ) ( ) ( ) ( ) (38G) (23G) (26G,41N) (24G,42G) (45G,45N)

Defensive Tackles (solo-ast-total-pd-ff-fr): Plummer 97-21-118-4-1-0, Glenn 73-17-90-8-1-2, Byrd 55-17-72-15-1-0, Williams 61-10-71-10-2-1, Faucette 43-19-62-3-0-1, Browner 47-12-59-5-0-1, Smith 39-11-50-1-1-0, Patterson 41-3-44-9-1-1, Phillips 33-8-41-1-0-0, Charles 34-6-40-0-1-1, Bennett 35-2-37-9-0-0, Seale 31-5-36-7-1-2, Figaro 24-11-35-1-0-0, Coleman 24-8-32-2-1-1, Bayless 28-3-31-1-1-0, O'Neal 22-6-28-2-1-0, Keys 22-4-26-1-0-1, Miller 19-2-21-3-0-0, Wilson 11-6-17-1-0-0, Campbell 14-1-15-0-0-0, Hinkle 10-0-10-0-0-0, Jackson 6-4-10-0-0-0, Miller 6-2-8-0-0-0, Brandon 4-2-6-1-0-1, Kirk 1-0-1-0-0-1

Passing	Att.	Comp.	Yds.	Comp.%	Yds./Att.	TD	TD%	Int.	Int.%	Long	Sack/Lost	Rating
Malone	272	147	1580	54.0%	5.81	6	2.2%	13	4.8%	59	9/45	58.8
Laufenberg	144	69	778	47.9%	5.40	4	2.8%	5	3.5%	47t	18/155	59.3
Vlasic	52	25	270	48.1%	5.19	1	1.9%	2	3.8%	57	3/32	54.2
James	0	0	0	—	—	0	—	0	—	0	1/8	—
Chargers	**468**	**241**	**2628**	**51.5%**	**5.62**	**11**	**2.4%**	**20**	**4.3%**	**59**	**31/240**	**58.4**
Opponents	517	274	3525	53.0%	6.82	22	4.3%	16	3.1%	96t	34/240	75.9

1987 FINAL STATISTICS

(8-7 Overall) Third AFC West – Al Saunders
Home (4-3); Away (4-4)

Date	W/L	Score	Opponent	Att.
09/13	L	13-20	at Kansas City	56,940
09/20	W	28-24	St. Louis	47,988
10/04	W	10-9	at Cincinnati	26,209
10/11	W	17-13	at Tampa Bay	23,873
10/18	W	23-17	at L.A. Raiders	23,541
10/25	W	42-21	Kansas City	47,972
11/01	W	27-24 OT	Cleveland	55,381
11/08	W	16-13	at Indianapolis	60,459
11/15	W	16-14	L.A. Raiders †	60,639
11/22	L	3-34	at Seattle	62,444
11/29	L	17-31	Denver †	61,880
12/06	L	18-33	at Houston	31,714
12/13	L	16-20	Pittsburgh	51,605
12/20	L	7-20	Indianapolis	46,211
12/27	L	0-24	at Denver	21,189

Team Statistics	Chargers	Opponents
TOTAL FIRST DOWNS	264	280
Rushing	68	120
Passing	175	136
Penalty	21	24
Third Down: Made/Att.	58/193	75/215
Third Down Pct.	.301	.349
Fourth Down: Made/Att.	5/15	6/10
Fourth Down Pct.	.333	.600
TOTAL NET YARDS	4588	4953
Avg. Per Game	305.9	330.2
Total Plays	951	1008
Avg. Per Play	4.8	4.9
NET YARDS RUSHING	1308	2171
Avg. Per Game	87.2	144.7
Total Rushes	396	522
NET YARDS PASSING	3280	2782
Avg. Per Game	218.7	185.5
Sacked/Yards Lost	39/322	45/298
Gross Yards	3602	3080
Attempts/Completions	516/303	441/227
Completion Pct.	.587	.515
Had Intercepted	23	13
PUNTS/AVERAGE	84/42.0	89/41.5
NET PUNTING AVG.	33.8	33.6
PENALTIES/YARDS	98/743	107/869
FUMBLES/BALL LOST	38/20	26/15
TOUCHDOWNS	29	37
Rushing	11	14
Passing	13	19
Returns	5	4
TIME OF POSSESSION	28:08	31:52

Score by Quarters	Q1	Q2	Q3	Q4	OT	PTS.
Chargers	**79**	**55**	**25**	**91**	**3**	**253**
Opponents	68	104	68	77	0	317

Scoring	TD	RU	PA	RT	PAT	FG	S	PTS.
Abbott	0	0	0	0	22/23	13/22	0	61
James	6	2	3	1	0/0	0/0	0	36
G. Anderson	5	3	2	0	0/0	0/0	0	30
Winslow	3	0	3	0	0/0	0/0	0	18
Gaffney	0	0	0	0	4/5	3/6	0	13
Chandler	2	0	2	0	0/0	0/0	0	12
Fouts	2	2	0	0	0/0	0/0	0	12
Neuheisel	1	1	0	0	0/0	0/0	0	7
Adams	1	1	0	0	0/0	0/0	0	6
Bernstine	1	0	1	0	0/0	0/0	0	6
Brandon	1	0	0	1	0/0	0/0	0	6
Glenn	1	0	0	1	0/0	0/0	0	6
Middleton	1	1	0	0	0/0	0/0	0	6
L. Miller	1	0	0	1	0/0	0/0	0	6
Moffett	1	0	1	0	0/0	0/0	0	6
Patterson	1	0	0	1	0/0	0/0	0	6
Sartin	1	1	0	0	0/0	0/0	0	6
A. Williams	1	0	1	0	0/0	0/0	0	6
L. Williams	0	0	0	0	0/0	0/0	1	2
Chargers	**29**	**11**	**13**	**5**	**26/28**	**16/28**	**2**	**253**
Opponents	37	14	19	4	36/37	19/29	1	317

2-Pt. Conversions: Chargers 0-0, Opponents 0-0

Sacks: L. Williams 8.0, Phillips 5.0, B. Winter 4.0, Ehin 3.5, Banks 3.0, L. Miller 3.0, Smith 3.0, Bayless 2.5, Uhrein 2.5, K. Simmons 1.5, Benson 1.0, Charles 1.0, Hunter 1.0, Jackson 1.0, Kirk 1.0, T. Simmons 1.0, Snipes 1.0, K. Wilson 1.0, Anderson 0.5, Glenn 0.5, **Chargers 45.0**, Opponents 39.0

Defensive Tackles (solo-ast-total-pd-ff-fr): Plummer 76-12-88-2-3-2, Banks 61-10-71-5-2-2, Glenn 57-9-66-6-1-1, Bayless 44-22-66-1-1-1, Plummer 48-14-62-1-1-0, Patterson 55-3-58-13-0-1, Byrd 49-8-57-9-0-1, Phillips 43-10-53-2-0-0, Ehin 36-8-44-3-0-1, Charles 35-9-44-1-1-0, Williams 31-8-39-5-2-0, Jackson 33-5-38-0-1-1, Benson 31-7-38-0-1-1, Miller 21-0-21-1-1-2, Walters 14-6-20-1-0-0, Hunter 15-4-19-0-0-0, Kirk 11-4-15-0-0-0, Holohan 11-0-11-0-0-0, Ware 10-1-11-0-0-0, Taylor 8-3-11-1-0-0, Unrein 6-4-10-0-0-0, Bernstine 6-3-9-0-0-0, Wilson 6-2-8-0-0-0, Sievers 7-0-7-0-0-0, Brandon 4-0-4-0-0-1, Baldwin 3-0-3-0-0-0, Mojsiejenko 2-0-2-0-0-0, Hardison 0-1-1-0-0-0

Passing	Att.	Comp.	Yds.	Comp.%	Yds./Att.	TD	TD%	Int.	Int.%	Long	Sack/Lost	Rating
Fouts	364	206	2517	56.6%	6.91	10	2.7%	15	4.1%	46	24/176	70.0
Neuheisel	59	40	367	67.8%	6.22	1	1.7%	1	1.7%	32	10/89	83.1
Herrmann	57	37	405	64.9%	7.11	1	1.8%	5	8.8%	34	3/37	55.1
Kelley	29	17	305	58.6%	10.52	1	3.4%	0	0.0%	67	1/7	106.3
Vlasic	6	3	8	50.0%	1.33	0	0.0%	1	16.7%	7	1/13	16.7
Smith	1	0	0	0.0%	0.00	0	0.0%	1	100.0%	0	0/0	0.0
Chargers	**516**	**303**	**3602**	**58.7%**	**6.98**	**13**	**2.5%**	**23**	**4.5%**	**67**	**39/322**	**69.9**
Opponents	441	227	3080	51.5%	6.98	19	4.3%	13	2.9%	63t	45/298	76.2

Rushing	No.	Yds.	Avg.	Long	TD
Adams	90	343	3.8	24	1
G. Anderson	80	260	3.3	25	3
Ti. Spencer	73	228	3.1	16	0
James	27	102	3.8	15t	2
Jenkins	22	88	4.0	9	0
Middleton	18	74	2.6	21	1
Sartin	19	52	2.7	10	1
Neuheisel	6	41	6.8	18	1
Redden	11	36	3.3	7	0
To. Spencer	14	24	1.7	5	0
Holland	1	17	17.0	17	0
Kelley	4	17	4.3	10	0
A. Williams	1	11	11.0	11	0
Bernstine	1	9	9.0	9	0
Steels	1	3	3.0	3	0
Zachary	1	3	3.0	3	0
Moffett	1	1	1.0	1	0
Fouts	12	0	0.0	2	2
Hermann	4	-1	-.2	0	0
Chargers	**396**	**1308**	**3.3**	**25**	**11**
Opponents	522	2171	4.2	53	14

Receiving	No.	Yds.	Avg.	Long	TD
Winslow	53	519	9.8	30	3
G. Anderson	47	503	10.7	38	2
James	41	593	14.5	46	3
Chandler	39	617	15.8	27	2
Holohan	20	239	12.0	18	0
Ti. Spencer	17	123	7.2	18	0
A. Williams	12	247	20.6	57	1
Bernstine	10	76	7.6	15	1
Middleton	8	43	5.4	17	0
Jenkins	8	40	5.0	7	0
Holt	7	56	8.0	17	0
Redden	7	46	6.6	13	0
Holland	6	138	23.0	45	0
Rome	6	49	8.2	13	0
Sartin	6	19	3.2	8	0
Moffett	5	80	16.0	25	1
Adams	4	38	9.5	21	0
Muhammad	2	87	43.5	67	0
To. Spencer	2	47	23.5	45	0
Ware	2	38	19.0	23	0
Steels	1	4	4.0	4	0
Chargers	**303**	**3602**	**11.9**	**67**	**13**
Opponents	227	3080	13.6	63t	19

Interceptions	No.	Yds.	Avg.	Long	TD
Smith	5	28	5.6	12	0
Glenn	4	166	41.5	103t	1
Patterson	1	75	75.0	75t	1
Banks	1	20	20.0	20	0
Plummer	1	2	2.0	2	0
Brazley	1	0	0.0	0	0
Chargers	**13**	**291**	**22.4**	**103t**	**2**
Opponents	23	266	11.6	58	1

Punting	No.	Yds.	Avg.	Net	TB	I-20	Lg.	B
Mojsiejenko	67	2875	42.9	33.5	12	15	57	0
Prokop	17	654	38.5	35.1	1	1	50	0
Chargers	**84**	**3529**	**42.0**	**33.8**	**13**	**16**	**57**	**0**
Opponents	89	3694	41.5	33.6	10	18	61	1

Punt Returns	Ret.	FC	Yds.	Avg.	Lg.	TD
James	32	7	400	12.5	81t	1
A. Williams	10	1	96	9.6	25	0
Rome	3	1	12	4.0	6	0
Chargers	**45**	**9**	**508**	**11.3**	**81t**	**1**
Opponents	43	9	429	10.0	71t	1

Kickoff Returns	Ret.	Yds.	Avg.	Long	TD
G. Anderson	22	433	19.7	31	0
Holland	19	410	21.6	46	0
Sartin	5	117	23.4	28	0
Adams	4	32	8.0	11	0
Kirk	3	15	5.0	10	0
James	2	41	20.5	21	0
Jenkins	2	46	23.0	25	0
Rome	2	28	14.0	17	0
Bernstine	1	13	13.0	13	0
Hunter	1	0	0.0	0	0
Zachary	1	2	2.0	2	0
Chargers	**62**	**1137**	**18.3**	**46**	**0**
Opponents	50	985	19.7	95t	1

Field Goals	1-19	20-29	30-39	40-49	50+
Abbott	0/0	2/3	9/10	2/6	0/3
Gaffney	0/0	3/3	0/3	0/0	0/0
Chargers	**0/0**	**5/6**	**9/13**	**2/6**	**0/3**
Opponents	0/0	6/7	6/9	7/12	0/1

Abbott (32G,44N,33G) ( ) ( )( )( )( ) (52N,32N,20G,33G) (42G,37G,39G) (38G,47G, 39G,53N) (33G) (32G) (27G) (42N,46N,48N) (52N) (26N)
Gaffney ( ) ( ) (30N,24G) (27G,38N) (36B,21G) ( ) ( ) ( ) ( ) ( ) ( ) ( ) ( ) ( ) ( ) ( )

1986 FINAL STATISTICS

(4-12 Overall) Fifth AFC West - Don Coryell (1-7); Al Saunders (3-5)
Home (2-6); Away (2-6)

Date	W/L	Score	Opponent	Att.
09/07	W	50-28	Miami †	57,726
09/14	L	7-20	at New York Giants	74,921
09/21	L	27-30	Washington	57,853
09/28	L	13-17	at L.A. Raiders	63,153
10/06	L	7-33	at Seattle	63,207
10/12	L	14-31	Denver †	55,662
10/19	L	41-42	at Kansas City	55,767
10/26	L	7-23	at Philadelphia	41,469
11/02	L	23-24	Kansas City	48,518
11/09	W	9-3	at Denver	75,012
11/16	L	21-24	Dallas †	55,622
11/20	L	31-37 OT	L.A. Raiders †	56,031
11/30	W	17-3	at Indianapolis	47,950
12/07	W	27-0	Houston	40,103
12/14	L	24-34	Seattle	47,096
12/21	L	17-47	at Cleveland	68,505

Team Statistics	Chargers	Opponents
TOTAL FIRST DOWNS	334	308
Rushing	98	104
Passing	212	182
Penalty	24	22
Third Down: Made/Att.	98/231	95/221
Third Down Pct.	.424	.430
Fourth Down: Made/Att.	6/13	1/5
Fourth Down Pct.	.462	.200
TOTAL NET YARDS	5356	5366
Avg. Per Game	334.8	335.4
Total Plays	1107	1046
Avg. Per Play	4.8	5.1
NET YARDS RUSHING	1576	1678
Avg. Per Game	98.5	104.9
Total Rushes	471	475
NET YARDS PASSING	3780	3688
Avg. Per Game	236.3	230.5
Sacked/Yards Lost	32/265	62/440
Gross Yards	4045	4128
Attempts/Completions	604/339	509/288
Completion Pct.	.561	.566
Had Intercepted	33	15
PUNTS/AVERAGE	79/40.4	81/40.8
NET PUNTING AVG.	32.9	34.9
PENALTIES/YARDS	119/977	108/918
FUMBLES/BALL LOST	29/16	42/22
TOUCHDOWNS	41	47
Rushing	19	14
Passing	21	27
Returns	1	6
TIME OF POSSESSION	30:32	29:28

Score by Quarters	Q1	Q2	Q3	Q4	OT	PTS.
Chargers	73	125	48	89	0	335
Opponents	64	98	101	127	6	396

Scoring	TD	RU	PA	RT	PAT	FG	S	PTS.
Benirschke	0	0	0	0	39/41	16/25	0	87
Anderson	9	1	8	0	0/0	0/0	0	54
McGee	7	7	0	0	0/0	0/0	0	42
Spencer	6	6	0	0	0/0	0/0	0	36
Winslow	5	0	5	0	0/0	0/0	0	30
Adams	4	4	0	0	0/0	0/0	0	24
Chandler	4	0	4	0	0/0	0/0	0	24
Joiner	2	0	2	0	0/0	0/0	0	12
Flick	1	1	0	0	0/0	0/0	0	6
Holohan	1	0	1	0	0/0	0/0	0	6
Johnson	1	0	1	0	0/0	0/0	0	6
O'Neal	1	0	0	1	0/0	0/0	0	6
Chargers	**41**	**19**	**21**	**1**	**39/41**	**16/25**	**1**	**335**
Opponents	47	14	27	6	45/46	23/31	0	396

2-Pt. Conversions: Chargers 0-0, Opponents 0-0

Sacks: Lee Williams 15.0, O'Neal 12.5, Smith 11.0, Hardison 6.5, Wilson 5.5, Benson 5.0, Ehin 2.5, Plummer 2.5, Robinson 1.0, Unrein 0.5, **Chargers 62.0**, Opponents 32.0

Rushing	No.	Yds.	Avg.	Long	TD
Anderson	127	442	3.5	17	1
Adams	118	366	3.1	22	4
Spencer	99	350	3.5	23	6
James	51	224	4.4	24	0
McGee	63	187	3.0	20	7
Herrmann	2	6	3.0	6	0
Flick	6	5	0.8	7	1
Mathison	1	-1	-1.0	-1	0
Fouts	4	-3	-0.7	0	0
Chargers	**471**	**1576**	**3.3**	**24**	**19**
Opponents	475	1678	3.5	28t	14

Receiving	No.	Yds.	Avg.	Long	TD
Anderson	80	871	10.9	65t	8
Winslow	64	728	11.4	28t	5
Chandler	56	874	15.6	40	4
Joiner	34	440	12.9	33	2
Johnson	30	399	13.3	30	1
Holohan	29	356	12.3	34	1
James	23	173	7.5	18	0
McGee	10	105	10.5	18	0
Spencer	6	48	8.0	15	0
Adams	4	26	6.5	10	0
Sievers	2	14	7.0	9	0
Ware	1	11	11.0	11	0
Chargers	**339**	**4045**	**11.9**	**65t**	**21**
Opponents	288	4128	41.3	72t	27

Interceptions	No.	Yds.	Avg.	Long	TD
Byrd	5	45	9.0	18	0
Dale	4	153	38.3	50	0
Glenn	2	31	15.5	31	0
O'Neal	2	22	11.0	17	1
Brown	1	23	23.0	23	0
Taylor	1	0	0.0	0	0
Chargers	**15**	**274**	**18.3**	**50**	**1**
Opponents	33	421	12.8	80	2

Punting	No.	Yds.	Avg.	Net	TB	I-20	Lg.	B
Mojsiejenko	72	3026	42.0	32.9	11	15	62	2
Chandler	5	167	33.4	33.0	0	0	38	0
Chargers	**79**	**3193**	**40.4**	**32.9**	**11**	**15**	**62**	**2**
Opponents	81	3304	40.8	34.9	7	15	59	0

Punt Returns	Ret.	FC	Yds.	Avg.	Lg.	TD
Anderson	25	10	227	9.1	30	0
James	9	6	94	10.4	21	0
Chandler	3	0	13	4.3	10	0
Chargers	**37**	**16**	**334**	**9.0**	**30**	**0**
Opponents	43	5	370	8.6	48	1

Kickoff Returns	Ret.	Yds.	Avg.	Long	TD
Anderson	24	482	20.1	35	0
James	18	315	17.5	31	0
Adams	5	100	20.0	25	0
Spencer	5	81	16.2	21	0
Wyatt	5	74	14.8	23	0
Johnson	3	48	16.0	21	0
Winslow	2	11	5.5	8	0
Chandler	1	11	11.0	11	0
McGee	1	15	15.0	15	0
Plummer	1	0	0.0	0	0
Chargers	**65**	**1137**	**17.5**	**35**	**0**
Opponents	60	1088	18.1	46	0

Field Goals	1-19	20-29	30-39	40-49	50+
Benirschke	1/1	6/9	5/8	3/5	1/2
Chargers	**1/1**	**6/9**	**5/8**	**3/5**	**1/2**
Opponents	1/1	11/13	8/9	1/6	2/2

Benirschke (26G,36G,36G) ( ) (50G,31G) ( ) (30N) ( ) (30G,35N,21G) ( ) (31B) (25G,48G,26N,21G) (55N,44N) (47G) (19G,26B,43N) (20G,35G) (23G) (40G,23N)

Defensive Tackles (solo-ast-total-pd-ff-fr): Smith 83-27-110-6-4-1, Dale 85-16-101-6-2-0, Plummer 78-20-98-3-1-3, Benson 65-25-90-5-3-1, O'Neal 61-21-82-6-3-1, Williams 57-16-73-6-0-1, Byrd 50-9-59-5-1-0, Lowe 43-12-55-0-1-2, Ehin 30-16-46-0-0-1, Brown 41-2-43-5-1-2, Taylor 33-6-39-12-0-1, Glenn 29-4-33-5-0-2, Davis 27-5-32-8-0-0, Allert 20-12-32-0-0-0, Robinson 20-9-29-3-2-1, Wyatt 19-6-25-1-0-0, Unrein 15-9-24-0-0-0, Hardison 17-6-23-0-1-1, Wilson 19-2-21-1-1-0, Hunter 17-4-21-5-0-0, Sullivan 16-5-21-1-0-0, Nelson 6-2-8-0-0-1, Winter 5-1-6-0-0-0

Passing	Att.	Comp.	Yds.	Comp.%	Yds./Att.	TD	TD%	Int.	Int.%	Long	Sack/Lost	Rating
Fouts	430	252	3031	58.6%	7.05	16	3.7%	22	5.1%	65t	21/173	71.4
Herrmann	97	51	627	52.6%	6.46	2	2.1%	3	3.1%	28	5/43	66.8
Flick	73	33	361	45.2%	4.95	2	2.7%	8	11.0%	26	6/49	29.9
Holohan	2	1	21	50.0%	10.50	0	0.0%	0	0.0%	21	0/0	87.5
Anderson	1	1	4	100.0%	4.00	1	100.0%	0	0.0%	4t	0/0	122.9
McGee	1	1	1	100.0%	1.00	0	0.0%	0	0.0%	1	0/0	79.2
Chargers	**604**	**339**	**4045**	**56.1%**	**6.70**	**21**	**3.5%**	**33**	**5.5%**	**65t**	**32/265**	**65.6**
Opponents	509	288	4128	56.6%	8.11	27	5.3%	15	2.9%	72t	62/440	88.4

1985 FINAL STATISTICS

(8-8 Overall) Fourth AFC West - Don Coryell
Home (6-2); Away (2-6)

Date	W/L	Score	Opponent	Att.
09/08	W	14-9	at Buffalo	67,597
09/15	L	35-49	Seattle	54,420
09/22	W	44-41	at Cincinnati	52,270
09/29	L	7-21	Cleveland	52,107
10/06	L	21-26	at Seattle	61,300
10/13	W	31-20	Kansas City	50,067
10/20	L	17-21	at Minnesota	61,670
10/28	L	21-34	at L.A. Raiders	69,297
11/03	W	30-10	Denver †	57,312
11/10	W	40-34 OT	L.A. Raiders †	58,566
11/17	L	24-30 OT	at Denver	74,376
11/24	L	35-37	at Houston	34,336
12/01	W	40-7	Buffalo	45,487
12/08	W	54-44	Pittsburgh †	52,098
12/15	W	20-14	Philadelphia	45,569
12/22	L	34-38	at Kansas City	18,178

Team Statistics	Chargers	Opponents
TOTAL FIRST DOWNS	380	364
Rushing	92	122
Passing	259	218
Penalty	29	24
Third Down: Made/Att.	86/208	89/209
Third Down Pct.	.413	.426
Fourth Down: Made/Att.	6/10	8/12
Fourth Down Pct.	.600	.667
TOTAL NET YARDS	6535	6265
Avg. Per Game	408.4	391.6
Total Plays	1111	1105
Avg. Per Play	5.9	5.7
NET YARDS RUSHING	1665	1972
Avg. Per Game	104.1	123.3
Total Rushes	440	470
NET YARDS PASSING	4870	4293
Avg. Per Game	304.4	268.3
Sacked/Yards Lost	39/305	40/304
Gross Yards	5175	4597
Attempts/Completions	632/386	595/357
Completion Pct.	.611	.600
Had Intercepted	30	26
PUNTS/AVERAGE	68/42.4	70/38.8
NET PUNTING AVG.	35.7	33.5
PENALTIES/YARDS	100/937	86/703
FUMBLES/BALL LOST	44/19	37/16
TOUCHDOWNS	60	55
Rushing	20	25
Passing	37	28
Returns	3	2
TIME OF POSSESSION	29:21	30:39

Score by Quarters	Q1	Q2	Q3	Q4	OT	PTS.
Chargers	86	134	96	145	6	467
Opponents	82	124	114	109	6	435

Scoring	TD	RU	PA	RT	PAT	FG	S	PTS.
Thomas	0	0	0	0	51/55	18/28	0	105
Chandler	10	0	10	0	0/0	0/0	0	60
Spencer	10	10	0	0	0/0	0/0	0	60
James	8	2	6	0	0/0	0/0	0	48
Anderson	7	4	2	1	0/0	0/0	0	42
Joiner	7	0	7	0	0/0	0/0	0	42
Sievers	6	0	6	0	0/0	0/0	0	36
Holohan	3	0	3	0	0/0	0/0	0	18
McGee	3	3	0	0	0/0	0/0	0	18
Bendross	2	0	2	0	0/0	0/0	0	12
Adams	1	1	0	0	0/0	0/0	0	6
Dale	1	0	0	1	0/0	0/0	0	6
Hendy	1	0	0	1	0/0	0/0	0	6
Johnson	1	0	1	0	0/0	0/0	0	6
Benirschke	0	0	0	0	2/2	0/0	0	2
Chargers	**60**	**20**	**37**	**3**	**53/57**	**18/28**	**0**	**467**
Opponents	55	25	28	2	51/53	18/30	0	435

2-Pt. Conversions: Chargers 0-0, Opponents 0-0

Sacks: Williams 9.0, Robinson 7.0, L. King 6.0, Lowe 5.5, Wilson 3.0, Bradley 2.0, Garnett 1.0, B. Smith 2.0, Ehin 1.5, Davis 1.0, Ferguson 1.0, Green 1.0, **Chargers 40.0**, Opponents 39.0

Rushing	No.	Yds.	Avg.	Long	TD
James	105	516	4.9	56t	2
Spencer	124	478	3.9	24	10
Anderson	116	429	3.7	27	4
McGee	42	181	4.3	44	3
Adams	16	49	3.1	14	1
Steels	6	12	2.0	5	0
Chandler	1	9	9.0	9	0
Mojsiejenko	1	0	0.0	0	0
Fouts	11	-1	-0.1	7	0
Herrmann	18	-8	-0.4	11	0
Chargers	**440**	**1665**	**3.8**	**56t**	**20**
Opponents	470	1972	4.2	61	25

Receiving	No.	Yds.	Avg.	Long	TD
James	86	1027	11.9	67t	6
Chandler	67	1199	17.9	75t	10
Joiner	59	932	15.8	39t	7
Holohan	42	458	10.9	23	3
Sievers	41	438	10.7	30t	6
Anderson	35	422	12.1	52t	2
Winslow	25	318	12.7	26	0
Bendross	11	156	14.2	54t	2
Spencer	11	135	12.3	43	0
Johnson	4	51	12.8	20t	1
McGee	3	15	5.0	7	0
Adams	1	12	12.0	12	0
Faulkner	1	12	12.0	12	0
Chargers	**386**	**5175**	**13.4**	**75t**	**37**
Opponents	357	4597	12.9	84t	28

Interceptions	No.	Yds.	Avg.	Long	TD
Walters	5	71	14.2	30	0
Hendy	4	139	34.8	75t	1
Lowe	3	6	2.0	4	0
Dale	2	83	41.5	47t	1
Bradley	2	36	18.0	18	0
Davis	2	29	14.5	28	0
Green	2	17	8.5	12	0
L. King	2	8	4.0	5	0
McPherson	1	30	30.0	30	0
Byrd	1	25	25.0	25	0
Williams	1	17	17.0	17	0
B. Smith	1	0	0.0	0	0
Chargers	**26**	**461**	**17.7**	**75t**	**2**
Opponents	30	268	8.9	27	0

Punting	No.	Yds.	Avg.	Net	TB	I-20	Lg.	B
Mojsiejenko	68	2881	42.4	35.7	9	15	67	0
Chargers	**68**	**2881**	**42.4**	**35.7**	**9**	**15**	**67**	**0**
Opponents	70	2717	38.8	33.5	8	21	61	1

Punt Returns	Ret.	FC	Yds.	Avg.	Lg.	TD
James	25	8	213	8.5	24	0
McPherson	0	2	0	—	—	0
Steels	0	1	0	—	—	0
Chargers	**25**	**11**	**213**	**8.5**	**24**	**0**
Opponents	36	1	274	7.6	20	0

Kickoff Returns	Ret.	Yds.	Avg.	Long	TD
James	36	779	21.6	46	0
Anderson	13	302	23.2	98t	1
Steels	10	223	22.3	54	0
McGee	7	135	19.3	33	0
Adams	2	50	25.0	26	0
Bendross	1	2	2.0	2	0
Holohan	1	0	0.0	0	0
Sievers	1	3	3.0	3	0
Chargers	**71**	**1494**	**21.0**	**98t**	**1**
Opponents	68	1363	20.0	51	0

Field Goals	1-19	20-29	30-39	40-49	50+
Thomas	1/1	8/8	6/10	3/7	0/2
Chargers	**1/1**	**8/8**	**6/10**	**3/7**	**0/2**
Opponents	0/0	5/6	6/10	5/9	2/5

Thomas ( ) (21G) (20G,28G,52N,34G) (31N) ( ) (30G) (42G) (50N) (36G,35G,18G) (34G,23G,30N,35N) (40B,47B,41N,36G) (47N) (24G,28G) ( ) (45G,46G) (24G,26G, 32N)

Defensive Tackles (solo-ast-total-pd-ff-fr): Smith 99-32-131-7-2-3, Green 79-25-104-6-2-2, Byrd 84-16-100-4-2-1, King 68-16-84-3-6-0, Dale 67-10-77-8-1-0, Lowe 50-12-62-1-1-0, Hendy 44-13-57-4-0-1, Walters 51-5-56-9-0-1, Ehin 39-14-53-3-0-1, Williams 40-9-49-6-1-1, Bradley 32-3-35-7-0-2, Nelson 26-8-34-0-1-0, Wilson 23-7-30-2-1-1, Robinson 19-1-20-4-0-1, O'Bard 12-8-20-2-0-0, Osby 8-3-11-1-0-0

Passing	Att.	Comp.	Yds.	Comp.%	Yds./Att.	TD	TD%	Int.	Int.%	Long	Sack/Lost	Rating
Fouts	430	254	3638	59.1%	8.46	27	6.3%	20	4.7%	75t	18/135	88.1
Herrmann	201	132	1537	65.7%	7.65	10	5.0%	10	5.0%	59	19/157	84.5
Holohan	1	0	0	0.0%	0.00	0	0.0%	0	0.0%	0	1/8	39.6
Anderson	0	0	0	—	—	0	—	0	—	0	1/5	—
Chargers	**632**	**386**	**5175**	**61.1%**	**8.19**	**37**	**5.9%**	**30**	**4.7%**	**75t**	**39/305**	**86.8**
Opponents	595	357	4597	60.0%	7.73	28	4.7%	26	4.4%	84t	40/304	81.8

1984 FINAL STATISTICS

(7-9 Overall) Fifth AFC West - Don Coryell
Home (4-4); Away (3-5)

Date	W/L	Score	Opponent	Att.
09/02	W	42-13	at Minnesota	57,276
09/09	L	17-31	at Seattle	61,314
09/16	W	31-14	Houston †	52,266
09/24	L	30-33	at L.A. Raiders	76,131
09/30	W	27-24	Detroit †	53,509
10/07	W	34-28	at Green Bay	54,045
10/14	L	13-31	at Kansas City	62,233
10/21	L	37-44	L.A. Raiders †	57,442
10/29	L	0-24	Seattle †	53,974
11/04	W	38-10	at Indianapolis	60,143
11/11	L	13-16	Denver †	53,162
11/18	W	34-28 OT	Miami †	53,041
11/25	L	24-52	at Pittsburgh	55,856
12/03	W	20-7	Chicago †	45,470
12/09	L	13-16	at Denver	74,867
12/16	L	21-42	Kansas City †	40,221

Team Statistics	Chargers	Opponents
TOTAL FIRST DOWNS	374	322
Rushing	106	109
Passing	240	189
Penalty	28	24
Third Down: Made/Att.	115/244	83/197
Third Down Pct.	.471	.421
Fourth Down: Made/Att.	9/21	9/10
Fourth Down Pct.	.429	.900
TOTAL NET YARDS	6297	5936
Avg. Per Game	393.6	371.0
Total Plays	1154	1021
Avg. Per Play	5.5	5.8
NET YARDS RUSHING	1654	1851
Avg. Per Game	103.4	115.7
Total Rushes	456	457
NET YARDS PASSING	4643	4085
Avg. Per Game	290.2	255.3
Sacked/Yards Lost	36/285	33/218
Gross Yards	4928	4303
Attempts/Completions	662/401	531/323
Completion Pct.	.606	.608
Had Intercepted	21	19
PUNTS/AVERAGE	66/42.0	73/39.6
NET PUNTING AVG.	35.1	34.8
PENALTIES/YARDS	112/1023	108/905
FUMBLES/BALL LOST	35/17	34/17
TOUCHDOWNS	48	51
Rushing	18	23
Passing	25	27
Returns	5	1
TIME OF POSSESSION	31:43	28:17

Score by Quarters	Q1	Q2	Q3	Q4	OT	PTS.
Chargers	96	100	62	130	6	394
Opponents	60	127	135	91	0	413

Scoring	TD	RU	PA	RT	PAT	FG	S	PTS.
Benirschke	0	0	0	0	41/41	17/26	0	92
Jackson	9	8	1	0	0/0	0/0	0	54
Chandler	6	0	6	0	0/0	0/0	0	36
Joiner	6	0	6	0	0/0	0/0	0	36
McGee	6	4	2	0	0/0	0/0	0	36
Duckworth	4	0	4	0	0/0	0/0	0	24
P. Johnson	3	3	0	0	0/0	0/0	0	18
Sievers	3	0	3	0	0/0	0/0	0	18
Ricardo	0	0	0	0	5/6	3/3	0	14
Byrd	2	0	0	2	0/0	0/0	0	12
Thomas	2	2	0	0	0/0	0/0	0	12
Winslow	2	0	2	0	0/0	0/0	0	12
Holohan	1	0	1	0	0/0	0/0	0	6
James	1	0	0	1	0/0	0/0	0	6
Lowe	1	0	0	1	0/0	0/0	0	6
Morris	1	1	0	0	0/0	0/0	0	6
L. Williams	1	0	0	1	0/0	0/0	0	6
Chargers	**48**	**18**	**25**	**5**	**46/47**	**20/29**	**0**	**394**
Opponents	51	23	27	1	50/50	19/25	0	413

2-Pt. Conversions: Chargers 0-0, Opponents 0-0

Sacks: Ferguson 8.0, Robinson 4.5, King 4.0, Lowe 3.0, B. Smith 3.0, Ehin 2.0, Elko 1.5, Ackerman 1.0, Fox 1.0, Green 1.0, Greene 1.0, L. Williams 1.0, Young 1.0, **Chargers 33.0**, Opponents 36.0

Passing	Att.	Comp.	Yds.	Comp.%	Yds./Att.	TD	TD%	Int.	Int.%	Long	Sack/Lost	Rating
Fouts	507	317	3740	62.5%	7.38	19	3.7%	17	3.4%	61t	29/228	83.4
Luther	151	83	1163	55.0%	7.70	5	3.3%	3	3.0%	88t	7/57	82.7
Holohan	2	1	25	50.0%	12.50	1	50.0%	0	0.0%	25t	0/0	135.4
James	2	0	0	0.0%	0.00	0	0.0%	1	50.0%	0	0/0	0.0
Chargers	**662**	**401**	**4928**	**60.6%**	**1.44**	**25**	**3.8%**	**21**	**3.2%**	**88t**	**36/285**	**82.9**
Opponents	531	323	4303	60.8%	8.10	27	5.1%	19	3.6%	75t	33/218	88.6

Rushing	No.	Yds.	Avg.	Long	TD
Jackson	296	1179	4.0	32t	8
McGee	67	226	3.4	30	4
James	25	115	4.6	20	0
Muncie	14	51	3.6	11	0
P. Johnson	19	46	2.4	7	3
Thomas	14	43	3.1	9	2
Morris	5	12	2.4	5	1
Luther	4	11	2.8	7	0
Fouts	12	-29	-2.4	3	0
Chargers	**456**	**1654**	**3.6**	**32t**	**18**
Opponents	457	1851	4.1	81	23

Receiving	No.	Yds.	Avg.	Long	TD
Joiner	61	793	13.0	41	6
Holohan	56	734	13.1	51	1
Winslow	55	663	12.1	33	2
Chandler	52	708	13.6	63t	6
Sievers	41	438	10.7	32	3
Jackson	39	222	5.7	21	1
Duckworth	25	715	28.6	88t	4
James	23	206	9.0	31	0
Bendross	16	213	13.3	29	0
Egloff	11	92	8.4	17	0
McGee	9	76	8.4	43	2
Morris	5	20	4.0	9	0
Muncie	4	38	9.5	20	0
P. Johnson	2	7	3.5	7	0
Gissinger	1	3	3.0	3	0
Fouts	1	0	0.0	0	0
Chargers	**401**	**4928**	**12.3**	**88t**	**25**
Opponents	323	4303	13.3	75t	27

Interceptions	No.	Yds.	Avg.	Long	TD
Byrd	4	157	39.3	99t	2
Lowe	3	61	20.3	32t	1
B. Smith	3	41	13.7	21	0
King	2	52	26.0	37	0
Turner	2	43	21.5	43	0
Young	2	31	15.5	31	0
L. Williams	1	66	66.0	66t	1
Fox	1	36	36.0	36	0
Gregor	1	12	12.0	12	0
Chargers	**19**	**499**	**26.3**	**99t**	**4**
Opponents	21	180	8.6	31	0

Punting	No.	Yds.	Avg.	Net	TB	I-20	Lg.	B
Buford	66	2773	42.0	35.1	3	11	60	0
Chargers	**66**	**2773**	**42.0**	**35.1**	**3**	**11**	**60**	**0**
Opponents	73	2890	39.6	34.8	7	25	63	0

Punt Returns	Ret.	FC	Yds.	Avg.	Lg.	TD
James	30	9	208	6.9	58t	1
Bird	1	0	4	4.0	4	0
Henderson	1	2	0	0.0	0	0
L. Smith	1	0	0	0.0	0	0
Chandler	0	1	0	—	—	0
Chargers	**33**	**12**	**212**	**6.4**	**58t**	**1**
Opponents	43	5	399	9.3	27	0

Kickoff Returns	Ret.	Yds.	Avg.	Long	TD
James	43	959	22.3	55	0
McGee	14	315	22.5	35	0
Bird	2	15	7.5	15	0
Egloff	2	20	10.0	11	0
Gofourth	1	0	0.0	0	0
Jackson	1	10	10.0	10	0
Chargers	**63**	**1319**	**20.9**	**55**	**0**
Opponents	72	1437	20.0	44	0

Field Goals	1-19	20-29	30-39	40-49	50+
Benirschke	1/1	4/6	3/4	8/11	1/4
Ricardo	0/0	1/1	1/1	1/1	0/0
Chargers	**1/1**	**5/7**	**4/5**	**9/12**	**1/4**
Opponents	0/0	2/2	5/9	8/9	4/5

Benirschke (28B) (43G) (23G) (51G,33G,48G) (18G,41G) (31G,25N,58N,39G) ( ) ( ) ( ) (23G) (49G,46N,43G) (46N) (29G,49N) (48G,27G,52N) (42G,41G,53N) (39N)
Ricardo ( ) ( ) ( ) ( ) ( ) ( ) (38G,42G) (29G) ( ) ( ) ( ) ( ) ( ) ( ) ( ) ( )

Defensive Tackles (solo-ast-total-pd-ff-fr): Green 106-29-135-4-1-1, Smith 88-27-115-3-0-3, King 75-17-92-9-0-1, Byrd 47-7-54-13-0-0, Lowe 39-15-54-3-1-0, Ferguson 40-10-50-2-2-1, Fox 40-6-46-6-0-1, Greene 33-10-43-1-0-2, Elko 32-11-43-2-0-0, Ehin 29-13-42-0-0-1, Young 30-9-39-8-1-1, Turner 30-6-36-4-0-1, Thrift 28-3-31-0-0-0, Henderson 24-3-27-1-0-0, Smith 23-3-26-6-0-0, Osby 20-2-22-0-0-0, Gregor 16-5-21-0-0-0, McPherson 12-7-19-4-0-1, Walters 13-4-17-3-0-0, Robinson 12-5-17-1-0-2, Preson 11-6-17-0-1-1, Williams 11-3-14-0-0-1, Bradley 9-5-14-2-0-0, Ackerman 7-3-10-0-0-0

1983 FINAL STATISTICS

(6-10 Overall) Fourth AFC West - Don Coryell
Home (4-4); Away (2-6)

Date	W/L	Score	Opponent	Att.
09/04	L	29-41	New York Jets †	51,004
09/12	W	17-14	at Kansas City	62,150
09/18	L	31-34	at Seattle	61,714
09/25	L	24-30 OT	Cleveland †	49,482
10/02	W	41-34	at New York Giants	73,892
10/09	W	28-21	Seattle †	49,132
10/16	L	21-37	at New England	59,016
10/23	L	6-14	at Denver	74,581
10/31	L	24-27	Washington †	46,114
11/06	L	3-26	at Pittsburgh	58,191
11/13	W	24-23	Dallas †	46,192
11/20	L	14-44	at St. Louis	40,644
11/27	W	31-7	Denver †	43,650
12/01	L	10-42	L.A. Raiders †	47,760
12/11	W	41-38	Kansas City †	35,510
12/18	L	14-30	at L.A. Raiders	57,325

Team Statistics	Chargers	Opponents
TOTAL FIRST DOWNS	361	347
Rushing	106	137
Passing	230	187
Penalty	25	23
Third Down: Made/Att.	93/215	109/231
Third Down Pct.	.433	.472
Fourth Down: Made/Att.	10/21	8/15
Fourth Down Pct.	.476	.533
TOTAL NET YARDS	6197	5955
Avg. Per Game	387.3	372.2
Total Plays	1086	1127
Avg. Per Play	5.7	5.3
NET YARDS RUSHING	1536	2173
Avg. Per Game	96.0	135.8
Total Rushes	423	552
NET YARDS PASSING	4661	3782
Avg. Per Game	291.3	236.4
Sacked/Yards Lost	28/230	31/269
Gross Yards	4891	4051
Attempts/Completions	635/369	544/330
Completion Pct.	.581	.607
Had Intercepted	33	16
PUNTS/AVERAGE	63/43.9	70/39.7
NET PUNTING AVG.	36.6	36.1
PENALTIES/YARDS	115/961	111/953
FUMBLES/BALL LOST	42/22	26/17
TOUCHDOWNS	45	57
Rushing	16	26
Passing	27	28
Returns	2	3
TIME OF POSSESSION	28:04	31:56

Score by Quarters	Q1	Q2	Q3	Q4	OT	PTS.
Chargers	92	92	75	99	0	358
Opponents	83	137	95	141	6	462

Scoring	TD	RU	PA	RT	PAT	FG	S	PTS.
Benirschke	0	0	0	0	43/45	15/24	0	88
Muncie	13	12	1	0	0/0	0/0	0	78
Winslow	8	0	8	0	0/0	0/0	0	48
Chandler	5	0	5	0	0/0	0/0	0	30
Duckworth	5	0	5	0	0/0	0/0	0	30
Brooks	3	3	0	0	0/0	0/0	0	18
Joiner	3	0	3	0	0/0	0/0	0	18
Sievers	3	0	3	0	0/0	0/0	0	18
Holohan	2	0	2	0	0/0	0/0	0	12
Fouts	1	1	0	0	0/0	0/0	0	6
Nelson	1	0	0	1	0/0	0/0	0	6
Young	1	0	0	1	0/0	0/0	0	6
Chargers	**45**	**16**	**27**	**2**	**43/45**	**15/24**	**0**	**358**
Opponents	57	26	28	3	54/56	22/29	0	462

2-Pt. Conversions: Chargers 0-0, Opponents 0-0

Sacks: King 8.0, Ferguson 5.0, Lowe 4.5, Johnson 3.0, B. Smith 3.0, Ackerman 1.5, Green 1.0, Henderson 1.0, McPherson 1.0, Young 1.0, Bradley 0.5, Elko 0.5, **Chargers 31.0**, Opponents 28.0

Rushing	No.	Yds.	Avg.	Long	TD
Muncie	235	886	3.8	34t	12
Brooks	127	516	4.1	61	3
S. Smith	24	91	3.8	20	0
Jackson	11	39	3.5	6	0
Chandler	2	25	12.5	23	0
Cappelletti	1	5	5.0	5	0
Mathison	1	0	0.0	0	0
Fouts	12	-5	-0.4	3	1
Sievers	1	-7	-7.0	-7	0
Luther	9	-14	-1.6	8	0
Chargers	**423**	**1536**	**3.6**	**61**	**16**
Opponents	552	2173	3.9	49t	26

Receiving	No.	Yds.	Avg.	Long	TD
Winslow	88	1172	13.3	46	8
Joiner	65	960	14.8	33t	3
Chandler	58	845	14.6	44t	5
Muncie	42	396	9.4	27	1
Sievers	33	452	13.7	28	3
Brooks	25	215	8.6	36	0
Holohan	23	272	11.8	35	2
Duckworth	20	422	21.1	59t	5
S. Smith	6	51	8.5	21	0
Jackson	5	42	8.4	10	0
Carr	2	36	18.0	23	0
Scales	2	28	14.0	14	0
Chargers	**369**	**4891**	**13.3**	**59t**	**27**
Opponents	330	4051	12.3	71t	28

Interceptions	No.	Yds.	Avg.	Long	TD
Walters	7	55	7.9	33	0
Young	2	49	24.5	40t	1
Fox	2	14	7.0	14	0
King	1	19	19.0	19	0
Preston	1	13	13.0	13	0
Green	1	3	3.0	3	0
Byrd	1	0	0.0	0	0
McPherson	1	0	0.0	0	0
Chargers	**16**	**153**	**9.6**	**40t**	**1**
Opponents	33	377	11.4	39	2

Punting	No.	Yds.	Avg.	Net	TB	I-20	Lg.	B
Buford	63	2763	43.9	36.6	8	13	60	0
Chargers	**63**	**2763**	**43.9**	**36.6**	**8**	**13**	**60**	**0**
Opponents	70	2780	39.7	36.1	2	27	55	1

Punt Returns	Ret.	FC	Yds.	Avg.	Lg.	TD
Brooks	18	4	137	7.6	30	0
Chandler	8	6	26	3.3	11	0
Fortune	4	0	16	4.0	9	0
Scales	2	0	34	17.0	30	0
Laird	1	0	0	0.0	0	0
Chargers	**33**	**10**	**213**	**6.5**	**30**	**0**
Opponents	35	5	299	8.5	28	0

Kickoff Returns	Ret.	Yds.	Avg.	Long	TD
Brooks	32	607	19.0	34	0
Laird	15	342	22.8	41	0
Jackson	11	201	18.3	32	0
McPherson	5	77	15.4	19	0
Jodat	3	45	15.0	18	0
Young	3	41	13.7	19	0
S. Smith	2	32	16.0	21	0
Scales	1	16	16.0	16	0
Sievers	1	6	6.0	6	0
B. Smith	1	10	10.0	10	0
Chargers	**74**	**1377**	**18.6**	**41**	**0**
Opponents	70	1426	20.4	64	0

Field Goals	1-19	20-29	30-39	40-49	50+
Benirschke	0/0	7/7	5/7	2/7	1/3
Chargers	**0/0**	**7/7**	**5/7**	**2/7**	**1/3**
Opponents	0/0	5/5	11/13	6/8	0/3

Benirschke (23G,46N) (51G,46N) (26G,46N) (37G,34N,41N,49N) (40G,37G) ( ) ( ) (29G,30G,53N) (43G) (39G,52N) (37G) ( ) (34N,20G) (24G) (27G,28G) ( )

Passing	Att.	Comp.	Yds.	Comp.%	Yds./Att.	TD	TD%	Int.	Int.%	Long	Sack/Lost	Rating
Fouts	340	215	2975	63.2%	8.75	20	5.9%	15	4.4%	59t	14/107	92.5
Luther	287	151	1875	52.6%	6.53	7	2.4%	17	5.9%	46	13/120	56.6
Mathison	5	3	41	60.0%	8.20	0	0.0%	1	20.0%	25	0/0	46.7
Buford	1	0	0	0.0%	0.00	0	0.0%	0	0.0%	0	0/0	39.6
Holohan	1	0	0	0.0%	0.00	0	0.0%	0	0.0%	0	0/0	39.6
S. Smith	1	0	0	0.0%	0.00	0	0.0%	0	0.0%	0	0/0	39.6
Chandler	0	0	0	—	—	0	—	0	—	0	1/3	—
Chargers	**635**	**369**	**4891**	**58.1%**	**7.70**	**27**	**4.3%**	**33**	**5.2%**	**59t**	**28/230**	**75.1**
Opponents	544	330	4051	60.7%	7.45	28	5.1%	16	2.9%	71t	31/269	88.6

1982 FINAL STATISTICS

(6-3 Overall) Second AFC West - Don Coryell
Home (3-1); Away (3-2); Postseason (1-1)

Date	W/L	Score	Opponent	Att.
09/12	W	23-3	at Denver	73,564
09/19	L	12-19	at Kansas City	60,514
11/22	L	24-28	at L.A. Raiders	42,162
11/28	W	30-20	Denver †	47,629
12/05	W	30-13	at Cleveland	54,064
12/11	W	41-37	at San Francisco	55,988
12/20	W	50-34	Cincinnati †	51,296
12/26	W	44-26	Baltimore †	49,711
01/02	L	34-41	L.A. Raiders †	51,612
AFC Wild Card Playoffs				
01/09	W	31-28	at Pittsburgh	53,546
AFC Divisional Playoffs				
01/16	L	13-34	at Miami	71,383

Team Statistics	Chargers	Opponents
TOTAL FIRST DOWNS	233	196
Rushing	72	65
Passing	145	119
Penalty	16	12
Third Down: Made/Att.	53/102	39/103
Third Down Pct.	.520	.379
Fourth Down: Made/Att.	0/1	7/11
Fourth Down Pct.	.000	.636
TOTAL NET YARDS	4048	3253
Avg. Per Game	449.8	361.4
Total Plays	617	591
Avg. Per Play	6.6	5.5
NET YARDS RUSHING	1121	961
Avg. Per Game	124.6	106.8
Total Rushes	267	230
NET YARDS PASSING	2927	2292
Avg. Per Game	325.2	254.7
Sacked/Yards Lost	12/94	19/145
Gross Yards	3021	2437
Attempts/Completions	338/208	342/233
Completion Pct.	.615	.681
Had Intercepted	12	13
PUNTS/AVERAGE	23/37.7	27/44.9
NET PUNTING AVG.	31.4	34.6
PENALTIES/YARDS	64/530	70/612
FUMBLES/BALL LOST	17/8	19/12
TOUCHDOWNS	34	25
Rushing	15	10
Passing	19	10
Returns	0	5
TIME OF POSSESSION	29:18	30:42

Score by Quarters	Q1	Q2	Q3	Q4	OT	PTS.
Chargers	**51**	**90**	**83**	**64**	**0**	**288**
Opponents	30	63	71	57	0	221

Scoring	TD	RU	PA	RT	PAT	FG	S	PTS.
Benirschke	0	0	0	0	32/34	16/22	0	80
Chandler	9	0	9	0	0/0	0/0	0	54
Muncie	9	8	1	0	0/0	0/0	0	54
Brooks	6	6	0	0	0/0	0/0	0	36
Winslow	6	0	6	0	0/0	0/0	0	36
Fitzkee	1	0	1	0	0/0	0/0	0	6
Fouts	1	1	0	0	0/0	0/0	0	6
Scales	1	0	1	0	0/0	0/0	0	6
Sievers	1	0	1	0	0/0	0/0	0	6
Johnson	0	0	0	0	0/0	0/0	1	2
Chargers	**34**	**15**	**19**	**0**	**32/34**	**16/22**	**2**	**288**
Opponents	25	10	10	5	23/24	16/19	0	221

2-Pt. Conversions: Chargers 0-0, Opponents 0-0

Sacks: Ferguson 4.5, Johnson 4.0, Ackerman 3.0, Kelcher 2.0, Lowe 2.0, Jones 1.5, King 1.0, W. Young 1.0, **Chargers 19.0**, Opponents 12.0

Rushing	No.	Yds.	Avg.	Long	TD
Muncie	138	569	4.1	27	8
Brooks	87	430	4.9	48t	6
Cappelletti	22	82	3.7	17	0
Chandler	5	32	6.4	21	0
Fouts	9	8	0.9	9	1
Jodat	3	7	2.3	3	0
R. Bell	2	6	3.0	4	0
Luther	1	-13	-13.0	-13	0
Chargers	**267**	**1121**	**4.2**	**48t**	**15**
Opponents	230	961	4.2	30	10

Receiving	No.	Yds.	Avg.	Long	TD
Winslow	54	721	13.4	40	6
Chandler	49	1032	21.1	66t	9
Joiner	36	545	15.1	43	0
Muncie	25	207	8.3	39	1
Brooks	13	66	5.1	12	0
Sievers	12	173	14.4	26	1
Cappelletti	7	48	6.9	22	0
Scales	6	105	17.5	29t	1
Fitzkee	3	47	15.7	18t	1
Duckworth	2	77	38.5	55	0
Jodat	1	0	0.0	0	0
Chargers	**208**	**3021**	**14.5**	**66t**	**19**
Opponents	233	2437	10.5	49	10

Interceptions	No.	Yds.	Avg.	Long	TD
Fox	4	103	25.8	35	0
Thrift	2	16	8.0	9	0
Williams	2	12	6.0	6	0
A. Young	2	9	4.5	9	0
Gregor	1	6	6.0	6	0
Lowe	1	2	2.0	2	0
Allen	1	0	0.0	0	0
Chargers	**13**	**148**	**11.4**	**35**	**0**
Opponents	12	262	21.8	62t	3

Punting	No.	Yds.	Avg.	Net	TB	I-20	Lg.	B
Buford	21	868	41.3	31.4	3	5	71	2
Chargers	**23**	**868**	**37.7**	**31.4**	**3**	**5**	**71**	**2**
Opponents	27	1213	44.9	34.6	7	3	60	0

Punt Returns	Ret.	FC	Yds.	Avg.	Lg.	TD
Brooks	12	4	138	11.5	29	0
Chandler	0	1	0	—	—	0
Chargers	**12**	**5**	**138**	**11.5**	**29**	**0**
Opponents	7	2	86	12.3	30	0

Kickoff Returns	Ret.	Yds.	Avg.	Long	TD
Brooks	33	749	22.7	47	0
A. Young	4	45	11.3	16	0
Jodat	3	45	15.0	16	0
Bauer	2	24	12.0	15	0
R. Bell	1	10	10.0	10	0
Gissinger	1	0	0.0	0	0
Sievers	1	17	17.0	17	0
Chargers	**45**	**890**	**19.8**	**47**	**0**
Opponents	51	991	19.4	36	0

Field Goals	1-19	20-29	30-39	40-49	50+
Benirschke	2/2	6/7	0/1	7/7	1/5
Chargers	**2/2**	**6/7**	**0/1**	**7/7**	**1/5**
Opponents	2/2	4/4	4/6	5/6	1/1

Benirschke (51G,24G,40G,50N,58N) (49G) (19G,33N) (41G,18G,42G) (24G) (25G, 50N,41G) (43G,26G) (45G,53N) (27G,23G,20N)

Passing	Att.	Comp.	Yds.	Comp.%	Yds./Att.	TD	TD%	Int.	Int.%	Long	Sack/Lost	Rating
Fouts	330	204	2883	61.8%	8.74	17	5.2%	11	3.3%	44t	12/94	93.3
Luther	4	2	55	50.0%	13.75	0	0.0%	1	2.5%	55	0/0	56.3
Muncie	3	2	83	66.7%	27.67	2	66.7%	0	0.0%	66t	0/0	149.3
Winslow	1	0	0	0.0%	0.00	0	0.0%	0	0.0%	0	0/0	39.6
Chargers	**338**	**208**	**3021**	**61.5%**	**8.94**	**19**	**5.6%**	**12**	**3.6%**	**66t**	**12/94**	**94.6**
Opponents	342	233	2437	68.1%	7.13	10	2.9%	13	3.8%	49	19/145	82.5

1981 FINAL STATISTICS

(10-6 Overall) First AFC West - Don Coryell
Home (5-3); Away (5-3); Postseason (1-1)

Date	W/L	Score	Opponent	Att.
09/07	W	44-14	at Cleveland	78,904
09/13	W	28-23	Detroit †	51,264
09/20	W	42-31	at Kansas City	63,866
09/27	L	24-42	at Denver	74,822
10/04	W	24-10	Seattle †	51,463
10/11	L	31-33	Minnesota †	50,708
10/18	W	43-14	at Baltimore	41,921
10/25	L	17-20 OT	at Chicago	52,906
11/01	W	22-20	Kansas City †	51,307
11/08	L	17-40	Cincinnati †	51,259
11/16	L	23-44	at Seattle	58,628
11/22	W	55-21	at Oakland	50,199
11/29	W	34-17	Denver †	51,533
12/06	L	27-28	Buffalo †	51,488
12/13	W	24-23	at Tampa Bay	67,388
12/21	W	23-10	Oakland †	52,279
AFC Divisional Playoffs				
01/02	W	41-38 OT	at Miami	73,735
AFC Championship Game				
01/10	L	7-27	at Cincinnati	46,302

Team Statistics	Chargers	Opponents
TOTAL FIRST DOWNS	379	365
Rushing	127	114
Passing	224	216
Penalty	28	35
Third Down: Made/Att.	108/221	93/220
Third Down Pct.	.489	.423
Fourth Down: Made/Att.	0/0	0/0
Fourth Down Pct.	.000	.000
TOTAL NET YARDS	6744	6136
Avg. Per Game	421.5	383.5
Total Plays	1129	1109
Avg. Per Play	6.0	5.5
NET YARDS RUSHING	2005	1825
Avg. Per Game	125.3	114.1
Total Rushes	481	491
NET YARDS PASSING	4739	4311
Avg. Per Game	296.2	269.4
Sacked/Yards Lost	19/134	47/384
Gross Yards	4873	4695
Attempts/Completions	629/368	571/313
Completion Pct.	.585	.548
Had Intercepted	18	23
PUNTS/AVERAGE	63/40.3	72/40.3
NET PUNTING AVG.	35.4	33.1
PENALTIES/YARDS	128/947	108/877
FUMBLES/BALL LOST	39/22	38/18
TOUCHDOWNS	61	48
Rushing	26	25
Passing	34	22
Returns	1	1
TIME OF POSSESSION	29:17	30:43

Score by Quarters	Q1	Q2	Q3	Q4	OT	PTS.
Chargers	**101**	**157**	**95**	**125**	**0**	**478**
Opponents	83	124	100	80	3	390

Scoring	TD	RU	PA	RT	PAT	FG	S	PTS.
Muncie	19	19	0	0	0/0	0/0	0	114
Benirschke	0	0	0	0	55/61	19/26	0	112
Winslow	10	0	10	0	0/0	0/0	0	60
Joiner	7	0	7	0	0/0	0/0	0	42
J. Brooks	6	3	3	0	0/0	0/0	0	36
Chandler	5	0	5	0	0/0	0/0	0	30
Cappelletti	5	4	1	0	0/0	0/0	0	30
Sievers	3	0	3	0	0/0	0/0	0	18
Smith	2	0	2	0	0/0	0/0	0	12
Bauer	1	0	1	0	0/0	0/0	0	6
Johnson	1	0	0	1	0/0	0/0	0	6
Scales	1	0	1	0	0/0	0/0	0	6
C. Williams	1	0	1	0	0/0	0/0	0	6
Chargers	**61**	**26**	**34**	**1**	**55/61**	**19/26**	**0**	**478**
Opponents	48	25	22	1	45/48	19/26	0	390

2-Pt. Conversions: Chargers 0-0, Opponents 0-0

Sacks: Chargers 47.0, Opponents 19.0

Rushing	No.	Yds.	Avg.	Long	TD
Muncie	251	1144	4.6	73t	19
J. Brooks	109	525	4.8	28t	3
Cappelletti	68	254	3.7	30	4
Fouts	22	56	2.5	13	0
C. Williams	20	26	1.3	6	0
Bauer	2	7	3.5	4	0
Roberts	1	2	2.0	2	0
Chandler	5	-1	-0.2	9	0
Luther	3	-8	-2.7	-1	0
Chargers	**481**	**2005**	**4.2**	**73t**	**26**
Opponents	491	1825	3.7	28	25

Receiving	No.	Yds.	Avg.	Long	TD
Winslow	88	1075	12.2	67t	10
Joiner	70	1188	17.0	57	7
Chandler	52	857	16.5	51t	5
J. Brooks	46	329	7.2	29t	3
Muncie	43	362	8.4	32	0
Sievers	22	276	12.5	32	3
Scales	19	429	22.6	60t	1
C. Williams	12	108	9.0	15	1
Cappelletti	10	126	12.6	25	1
Smith TM	3	84	28.0	39t	2
B. Brooks	1	21	21.0	21	0
Holohan	1	14	14.0	14	0
Bauer	1	4	4.0	4t	1
Chargers	**368**	**4873**	**13.2**	**67t**	**34**
Opponents	313	4695	15.0	93t	22

Interceptions	No.	Yds.	Avg.	Long	TD
Buchanon	5	31	6.2	18	0
P. Shaw	3	50	16.7	23	0
Lowe	3	0	0.0	0	0
M. Williams	3	0	0.0	0	0
Edwards	2	45	22.5	39	0
Gregor	2	11	5.5	11	0
Johnson	1	41	41.0	36	1
King	1	28	28.0	28	0
Horn	1	12	12.0	12	0
Jones	1	6	6.0	6	0
Duncan	1	0	0.0	0	0
Chargers	**23**	**224**	**9.7**	**39**	**1**
Opponents	18	377	20.9	102t	1

Punting	No.	Yds.	Avg.	Net	TB	I-20	Lg.	B
Roberts	62	2540	41.0	35.4	7	16	61	1
Chargers	**63**	**2540**	**40.3**	**35.4**	**7**	**16**	**61**	**1**
Opponents	72	2900	40.3	33.1	7	20	56	0

Punt Returns	Ret.	FC	Yds.	Avg.	Lg.	TD
J. Brooks	22	6	290	13.2	42	0
Chandler	5	3	79	15.8	30	0
Bauer	1	0	7	7.0	7	0
Edwards	1	0	1	1.0	1	0
Phillips	1	0	0	0.0	0	0
P. Shaw	1	0	1	1.0	1	0
M. Williams	0	1	0	—	—	0
Chargers	**31**	**10**	**378**	**12.2**	**42**	**0**
Opponents	31	7	168	5.4	21	0

Kickoff Returns	Ret.	Yds.	Avg.	Long	TD
J. Brooks	40	949	23.7	47	0
Chandler	8	125	15.6	30	0
P. Shaw	6	103	17.2	24	0
C. Williams	4	47	11.8	23	0
Gregor	3	47	15.7	20	0
Sievers	2	4	2.0	4	0
Smith	2	32	16.0	20	0
Thompson TM	2	44	22.0	25	0
Bauer	1	14	14.0	14	0
Beaudoin	1	31	31.0	31	0
Henderson	1	26	26.0	26	0
Chargers	**70**	**1422**	**20.3**	**47**	**0**
Opponents	88	1528	17.4	48	0

Field Goals	1-19	20-29	30-39	40-49	50+
Benirschke	2/2	7/7	5/8	3/4	2/5
Chargers	**2/2**	**7/7**	**5/8**	**3/4**	**2/5**
Opponents	1/2	7/7	9/9	2/5	0/3

Benirschke (50G,43G,32G) ( ) (30N,50N) (52G) (47G) (31N,39G) (30G) (52N,18G) (29G,19G,22G) (37N,47G) (32G) ( ) (41N,50N) (29G,27G) (29G) (24G,27G,39G)

Passing	Att.	Comp.	Yds.	Comp.%	Yds./Att.	TD	TD%	Int.	Int.%	Long	Sack/Lost	Rating
Fouts	609	360	4802	59.1%	7.89	33	5.4%	17	2.8%	67t	19/134	90.6
Luther	15	7	68	46.7%	4.53	0	0.0%	1	6.7%	25	0/0	32.1
Chandler	2	0	0	0.0%	0.00	0	0.0%	0	0.0%	0	0/0	39.6
Winslow	2	0	0	0.0%	0.00	0	0.0%	0	0.0%	0	0/0	39.6
Muncie	1	1	3	100.0%	3.00	1	100.0%	0	0.0%	3t	0/0	118.8
Chargers	**629**	**368**	**4873**	**58.5%**	**7.75**	**34**	**5.4%**	**18**	**2.9%**	**67t**	**19/134**	**89.2**
Opponents	571	313	4695	54.8%	8.22	22	3.9%	23	4.0%	93t	47/384	78.1

1980 FINAL STATISTICS

(11-5 Overall) First AFC West - Don Coryell
Home (6-2); Away (5-3); Postseason (1-1)

Date	W/L	Score	Opponent	Att.
09/07	W	34-13	at Seattle	62,042
09/14	W	30-24 OT	Oakland †	51,943
09/21	W	30-13	at Denver	74,970
09/28	W	24-7	at Kansas City	45,161
10/05	L	24-26	Buffalo †	51,982
10/12	L	24-38	at Oakland	44,826
10/19	W	44-7	New York Giants †	50,397
10/26	L	31-42	at Dallas	60,639
11/02	W	31-14	at Cincinnati	46,406
11/09	L	13-20	Denver †	51,435
11/16	W	20-7	Kansas City †	50,248
11/20	W	27-24 OT	at Miami	63,013
11/30	W	22-21	Philadelphia †	51,567
12/07	L	17-40	at Washington	48,556
12/13	W	21-14	Seattle †	49,980
12/22	W	26-17	Pittsburgh †	51,785
AFC Divisional Playoffs				
01/03	W	20-14	Buffalo †	52,028
AFC Championship Game				
01/11	L	27-34	Oakland †	52,428

Team Statistics	Chargers	Opponents
TOTAL FIRST DOWNS	372	284
Rushing	106	101
Passing	244	156
Penalty	22	27
Third Down: Made/Att.	97/210	95/248
Third Down Pct.	.462	.383
Fourth Down: Made/Att.	0/0	0/0
Fourth Down Pct.	.000	.000
TOTAL NET YARDS	6410	4691
Avg. Per Game	400.6	293.2
Total Plays	1135	1057
Avg. Per Play	5.6	4.4
NET YARDS RUSHING	1879	1842
Avg. Per Game	117.4	115.1
Total Rushes	509	478
NET YARDS PASSING	4531	2849
Avg. Per Game	283.2	178.1
Sacked/Yards Lost	32/210	60/475
Gross Yards	4741	3324
Attempts/Completions	594/350	519/300
Completion Pct.	.589	.578
Had Intercepted	26	20
PUNTS/AVERAGE	61/38.5	86/40.4
NET PUNTING AVG.	31.6	34.8
PENALTIES/YARDS	109/912	104/880
FUMBLES/BALL LOST	40/22	39/18
TOUCHDOWNS	50	40
Rushing	18	18
Passing	30	18
Returns	2	4
TIME OF POSSESSION	29:41	30:19

Score by Quarters	Q1	Q2	Q3	Q4	OT	PTS.
Chargers	**69**	**190**	**72**	**78**	**9**	**418**
Opponents	54	76	85	112	0	327

Scoring	TD	RU	PA	RT	PAT	FG	S	PTS.
Benirschke	0	0	0	0	46/48	24/36	0	118
Jefferson	13	0	13	0	0/0	0/0	0	78
Winslow	9	0	9	0	0/0	0/0	0	54
Cappelletti	5	5	0	0	0/0	0/0	0	30
Muncie	4	4	0	0	0/0	0/0	0	24
Joiner	4	0	4	0	0/0	0/0	0	24
C. Williams	4	3	1	0	0/0	0/0	0	24
Thomas	3	3	0	0	0/0	0/0	0	18
Fouts	2	2	0	0	0/0	0/0	0	12
McCrary	2	0	2	0	0/0	0/0	0	12
Bauer	1	1	0	0	0/0	0/0	0	6
Edwards	1	0	0	1	0/0	0/0	0	6
Floyd	1	0	1	0	0/0	0/0	0	6
Lowe	1	0	0	1	0/0	0/0	0	6
Chargers	**50**	**18**	**30**	**2**	**46/48**	**24/36**	**0**	**418**
Opponents	40	18	18	4	39/40	16/34	0	327

2-Pt. Conversions: Chargers 0-0, Opponents 0-0

Sacks: Chargers 60.0, Opponents 32.0

Rushing	No.	Yds.	Avg.	Long	TD
Muncie	135	659	4.9	53	4
Thomas	118	484	4.1	18	3
Cappelletti	101	364	3.6	46	5
C. Williams	97	258	2.7	13	3
Russell	8	41	5.1	10	0
Bauer	10	34	3.4	7	1
Jefferson	1	16	16.0	16	0
Fouts	23	15	0.7	9	2
D. Woods	4	10	2.5	5	0
Luther	3	5	1.7	9	0
Fuller	2	0	0.0	0	0
Partridge	3	0	0.0	0	0
Harrington	4	-7	-1.7	-1	0
Chargers	**509**	**1879**	**3.7**	**53**	**18**
Opponents	478	1842	3.9	89t	18

Receiving	No.	Yds.	Avg.	Long	TD
Winslow	89	1290	14.5	65	9
Jefferson	82	1340	16.3	58t	13
Joiner	71	1132	15.9	51	4
Thomas	29	218	7.5	27	0
C. Williams	26	230	8.8	26	1
Muncie	24	234	9.8	19	0
Cappelletti	13	112	8.6	12	0
McCrary	11	106	9.6	28t	2
Smith	4	48	12.0	24	0
Floyd	1	31	31.0	31t	1
Chargers	**350**	**4741**	**13.5**	**65**	**30**
Opponents	300	3324	11.1	61	18

Interceptions	No.	Yds.	Avg.	Long	TD
Edwards	5	122	24.4	68t	1
P. Shaw	4	50	12.5	25	0
Lowe	3	72	24.0	28	1
Buchanon	2	13	6.5	7	0
Laslavic	2	11	5.5	11	0
Kelcher	1	2	2.0	2	0
Stringert	1	0	0.0	0	0
Thrift	1	0	0.0	0	0
M. Williams	1	0	0.0	0	0
Chargers	**20**	**270**	**13.5**	**68t**	**2**
Opponents	26	419	16.1	51t	1

Punting	No.	Yds.	Avg.	Net	TB	I-20	Lg.	B
Partridge	60	2347	39.1	31.6	3	10	55	1
Chargers	**61**	**2347**	**38.5**	**31.6**	**3**	**10**	**55**	**1**
Opponents	86	3471	40.4	34.8	7	21	62	3

Punt Returns	Ret.	FC	Yds.	Avg.	Lg.	TD
Fuller	30	12	298	9.9	31	0
P. Shaw	5	0	20	4.0	6	0
Edwards	4	1	17	4.3	8	0
Floyd	1	0	0	0.0	0	0
Horn	1	0	0	0.0	0	0
Chargers	**41**	**13**	**335**	**8.2**	**31**	**0**
Opponents	43	5	359	8.3	42	0

Kickoff Returns	Ret.	Yds.	Avg.	Long	TD
Muncie	16	344	21.5	44	0
Fuller	15	289	19.3	30	0
Smith	10	186	18.6	27	0
Jackson	9	149	16.6	32	0
Duncan	5	85	17.0	22	0
Bauer	2	37	18.5	23	0
Laslavic	2	26	13.0	21	0
Cappelletti	1	0	0.0	0	0
Jefferson	1	0	0.0	0	0
Russell	1	19	19.0	19	0
Chargers	**62**	**1135**	**18.3**	**44**	**0**
Opponents	75	1617	21.6	53	0

Field Goals	1-19	20-29	30-39	40-49	50+
Benirschke	0/0	7/8	8/12	6/10	3/6
Chargers	**0/0**	**7/8**	**8/12**	**6/10**	**3/6**
Opponents	0/0	4/5	2/5	9/14	1/0

Benirschke (41G,29G) (52N,52G) (53G,32G,42G) (37N,32G) (30N,29G) (43N,25G) (50G) (45N,45G) (40G) (52N,38N,30G,34G) (50B,35N,43N,44N) (37G,28G) (34G,45G,42G) (26G) (23N) (33G,26G,26G,33G)

Passing	Att.	Comp.	Yds.	Comp.%	Yds./Att.	TD	TD%	Int.	Int.%	Long	Sack/Lost	Rating
Fouts	589	348	4715	59.1%	8.01	30	5.1%	24	4.1%	65	32/210	84.7
Luther	3	2	26	66.7%	8.67	0	0.0%	1	33.3%	13	0/0	54.2
Thomas	2	0	0	0.0%	0.00	0	0.0%	1	50.0%	0	0/0	0.0
Chargers	**594**	**350**	**4741**	**58.9%**	**7.98**	**30**	**5.1%**	**26**	**4.4%**	**65**	**32/210**	**83.0**
Opponents	519	300	3324	57.8%	6.40	18	3.5%	20	3.9%	61	60/475	72.4

1979 FINAL STATISTICS

(12-4 Overall) First AFC West - Don Coryell
Home (7-1); Away (5-3); Postseason (0-1)

Date	W/L	Score	Opponent	Att.
09/02	W	33-16	at Seattle	62,887
09/09	W	30-10	Oakland †	50,255
09/16	W	27-19	Buffalo	50,709
09/23	L	21-27	at New England	60,916
09/30	W	31-9	San Francisco	50,893
10/07	L	0-7	at Denver	74,997
10/14	W	20-10	Seattle †	50,077
10/21	W	40-16	at Los Angeles	64,245
10/25	L	22-45	at Oakland	53,709
11/04	W	20-14	at Kansas City	59,353
11/11	W	26-24	at Cincinnati	40,782
11/18	W	35-7	Pittsburgh †	51,910
11/25	W	28-7	Kansas City †	50,078
12/02	L	26-28	Atlanta †	50,198
12/09	W	35-0	at New Orleans	61,059
12/17	W	17-7	Denver †	51,906
AFC Divisional Playoffs				
12/29	L	14-17	Houston †	51,192

Team Statistics	Chargers	Opponents
TOTAL FIRST DOWNS	330	268
Rushing	114	117
Passing	192	132
Penalty	24	19
Third Down: Made/Att.	87/205	73/208
Third Down Pct.	.424	.351
Fourth Down: Made/Att.	0/0	0/0
Fourth Down Pct.	.000	.000
TOTAL NET YARDS	5583	4456
Avg. Per Game	348.9	278.5
Total Plays	1053	989
Avg. Per Play	5.3	4.5
NET YARDS RUSHING	1668	1907
Avg. Per Game	104.3	119.2
Total Rushes	481	475
NET YARDS PASSING	3915	2549
Avg. Per Game	244.7	159.3
Sacked/Yards Lost	31/223	42/332
Gross Yards	4138	2881
Attempts/Completions	541/338	472/261
Completion Pct.	.625	.553
Had Intercepted	25	28
PUNTS/AVERAGE	75/36.5	83/40.7
NET PUNTING AVG.	31.4	33.2
PENALTIES/YARDS	108/908	100/812
FUMBLES/BALL LOST	31/10	30/18
TOUCHDOWNS	52	32
Rushing	25	19
Passing	24	11
Returns	3	2
TIME OF POSSESSION	31:35	28:25

Score by Quarters	Q1	Q2	Q3	Q4	OT	PTS.
Chargers	**80**	**135**	**93**	**103**	**0**	**411**
Opponents	82	42	48	74	0	246

Scoring	TD	RU	PA	RT	PAT	FG	S	PTS.
Wood	0	0	0	0	28/31	11/14	0	61
C. Williams	12	12	0	0	0/0	0/0	0	72
Jefferson	10	0	10	0	0/0	0/0	0	60
Bauer	8	8	0	0	0/0	0/0	0	48
Klein	5	0	5	0	0/0	0/0	0	30
Benirschke	0	0	0	0	12/13	4/4	0	24
Joiner	4	0	4	0	0/0	0/0	0	24
Fouts	2	2	0	0	0/0	0/0	0	12
Lowe	2	0	0	2	0/0	0/0	0	12
Owens	2	1	1	0	0/0	0/0	0	12
Winslow	2	0	2	0	0/0	0/0	0	12
Gerela	0	0	0	0	6/7	1/7	0	9
Young	1	0	0	1	0/0	0/0	1	8
Floyd	1	0	1	0	0/0	0/0	0	6
Matthews	1	1	0	0	0/0	0/0	0	6
Mitchell	1	0	1	0	0/0	0/0	0	6
Thomas	1	1	0	0	0/0	0/0	0	6
McCrary	0	0	0	0	0/0	0/0	1	2
Olander	0	0	0	0	1/1	0/1	0	1
Chargers	**52**	**25**	**24**	**3**	**47/52**	**16/26**	**2**	**411**
Opponents	32	19	11	2	28/32	8/12	1	246

Rushing	No.	Yds.	Avg.	Long	TD
C. Williams	200	752	3.8	55t	12
Thomas	91	353	3.1	21	1
Mitchell	63	211	3.3	15	0
Owens	40	151	3.8	23	1
Matthews	30	112	3.7	22	1
Fouts	26	49	1.9	26	2
Bauer	22	28	1.3	6	8
Harris	6	26	4.3	18	0
Fuller	1	0	0.0	0	0
West	1	-2	-2.0	-2	0
Joiner	1	-12	-12.0	-12	0
Chargers	**481**	**1668**	**3.5**	**55t**	**25**
Opponents	475	1907	4.0	33	19

Receiving	No.	Yds.	Avg.	Long	TD
Joiner	72	1008	14.0	39	4
Jefferson	61	1090	17.9	65t	10
C. Williams	51	352	6.9	14	0
Klein	37	424	11.5	54t	5
Thomas	32	388	12.1	32	0
Winslow	25	255	10.2	30	2
Mitchell	19	159	8.4	24	1
Owens	15	176	11.7	32t	1
Floyd	10	152	15.2	40	1
Matthews	7	40	5.7	13	0
McCrary	5	32	6.4	19	0
Burton	4	62	15.5	23	0
Chargers	**338**	**4138**	**12.2**	**65t**	**24**
Opponents	261	2881	11.0	84t	11

Interceptions	No.	Yds.	Avg.	Long	TD
Lowe	5	150	30.0	77t	2
Preston	5	121	24.2	35	0
Edwards	4	99	24.8	53	0
M. Williams	4	55	13.8	50	0
Fuller	4	39	9.8	23	0
P. Shaw	3	54	18.0	30	0
Horn	2	44	22.0	30	0
Goode	1	0	0.0	0	0
Chargers	**28**	**562**	**20.1**	**77t**	**2**
Opponents	25	279	11.2	96t	1

Punting	No.	Yds.	Avg.	Net	TB	I-20	Lg.	B
West	75	2736	36.5	31.4	9	23	62	0
Chargers	**75**	**2736**	**36.5**	**31.4**	**9**	**23**	**62**	**0**
Opponents	83	3380	40.7	33.2	7	12	74	2

Punt Returns	Ret.	FC	Yds.	Avg.	Lg.	TD
Fuller	46	7	448	9.7	27	0
M. Williams	3	0	19	6.3	10	0
P. Shaw	2	2	21	10.5	11	0
Goode	1	0	0	0.0	0	0
Chargers	**52**	**9**	**488**	**9.4**	**27**	**0**
Opponents	34	18	204	6.0	32	0

Kickoff Returns	Ret.	Yds.	Avg.	Long	TD
Owens	35	791	22.6	40	0
Fuller	6	115	19.2	41	0
Bauer	4	92	23.0	31	0
Matthews	1	4	4.0	4	0
Mitchell	1	15	15.0	15	0
Perretta	1	9	9.0	9	0
Thrift	1	11	11.0	11	0
C. Williams	1	19	19.0	19	0
D. Woods	0	10	–	10	0
Chargers	**50**	**1066**	**21.3**	**41**	**0**
Opponents	72	1535	21.3	104t	1

Field Goals	1-19	20-29	30-39	40-49	50+
Wood	0/0	4/4	6/6	1/1	0/3
Gerela	0/0	1/2	0/2	0/3	0/0
Benirschke	0/0	2/2	1/1	1/1	0/0
Olander	0/0	0/0	0/0	0/1	0/0
Chargers	**0/0**	**7/8**	**7/9**	**2/6**	**0/3**
Opponents	1/1	1/1	6/6	0/4	0/0

Wood ( ) ( ) ( ) ( ) ( ) ( ) ( ) (37G,31G) (50N,28G) (31G,26G) (22G,42G,34G,32G) ( ) ( ) (35G,53N) ( ) (51N,24G)
Gerela ( ) ( ) ( ) ( ) (43B,26G) (45N,34N,20N) (38N,40N) ( ) ( ) ( ) ( ) ( ) ( ) ( ) ( ) ( )
Benirschke (31G,42G,22G,23G) ( ) ( ) ( ) ( ) ( ) ( ) ( ) ( ) ( ) ( ) ( ) ( ) ( ) ( ) ( )
Olander ( ) ( ) ( ) (48N) ( ) ( ) ( ) ( ) ( ) ( ) ( ) ( ) ( ) ( ) ( ) ( )

2-Pt. Conversions: Chargers 0-0, Opponents 0-0

Sacks: Chargers 42.0, Opponents 31.0

Passing	Att.	Comp.	Yds.	Comp.%	Yds./Att.	TD	TD%	Int.	Int.%	Long	Sack/Lost	Rating
Fouts	530	332	4082	62.6%	7.70	24	4.5%	24	4.5%	65t	28/195	82.6
Harris	9	5	38	55.6%	4.22	0	0.0%	1	11.1%	10	2/15	26.4
Fuller	1	0	0	0.0%	0.00	0	0.0%	0	0.0%	0	0/0	39.6
Thomas	1	1	18	100.0%	18.00	0	0.0%	0	0.0%	18	0/0	118.8
Bauer	0	0	0	–	–	0	–	0	–	–	1/13	–
Chargers	**541**	**338**	**4138**	**62.5%**	**7.65**	**24**	**4.4%**	**25**	**4.6%**	**65t**	**31/223**	**81.6**
Opponents	472	261	2881	55.3%	6.10	11	2.3%	28	5.9%	84t	42/332	56.6

1978 FINAL STATISTICS

(9-7 Overall) Fourth AFC West – Tommy Prothro (1-3); Don Coryell (8-4)
Home (5-3); Away (4-4)

Date	W/L	Score	Opponent	Att.
09/03	W	24-20	at Seattle	55,778
09/10	L	20-21	Oakland †	51,653
09/17	L	14-27	at Denver	74,983
09/24	L	3-24	Green Bay	42,755
10/01	L	23-28	at New England	60,781
10/08	W	23-0	Denver †	50,077
10/15	L	21-28	Miami	50,637
10/22	L	14-31	at Detroit	54,031
10/29	W	27-23	at Oakland	52,612
11/05	W	22-13	Cincinnati	43,639
11/12	W	29-23 OT	Kansas City	41,395
11/19	W	13-7	at Minnesota	38,859
11/26	L	0-23	at Kansas City	26,248
12/04	W	40-7	Chicago †	48,492
12/10	W	37-10	Seattle	49,975
12/17	W	45-24	at Houston	49,554

Team Statistics	Chargers	Opponents
TOTAL FIRST DOWNS	315	273
Rushing	116	114
Passing	171	141
Penalty	28	18
Third Down: Made/Att.	96/233	81/218
Third Down Pct.	.412	.372
Fourth Down: Made/Att.	0/0	0/0
Fourth Down Pct.	.000	.000
TOTAL NET YARDS	5471	4559
Avg. Per Game	341.9	284.9
Total Plays	1099	1005
Avg. Per Play	5.0	4.5
NET YARDS RUSHING	2096	2208
Avg. Per Game	131.0	138.0
Total Rushes	590	510
NET YARDS PASSING	3375	2351
Avg. Per Game	210.9	146.9
Sacked/Yards Lost	32/191	54/474
Gross Yards	3566	2825
Attempts/Completions	477/271	441/237
Completion Pct.	.568	.537
Had Intercepted	30	22
PUNTS/AVERAGE	75/36.3	99/38.5
NET PUNTING AVG.	29.4	31.5
PENALTIES/YARDS	98/748	99/862
FUMBLES/BALL LOST	37/21	32/16
TOUCHDOWNS	44	40
Rushing	16	12
Passing	26	23
Returns	2	5
TIME OF POSSESSION	31:38	28:22

Score by Quarters	Q1	Q2	Q3	Q4	OT	PTS.
Chargers	**64**	**111**	**87**	**87**	**6**	**355**
Opponents	58	112	47	92	0	309

Scoring	TD	RU	PA	RT	PAT	FG	S	PTS.
Benirschke	0	0	0	0	37/43	18/22	0	91
Jefferson	13	0	13	0	0/0	0/0	0	78
Bauer	9	8	1	0	0/0	0/0	0	54
Mitchell	5	3	2	0	0/0	0/0	0	30
Burton	3	0	3	0	0/0	0/0	0	18
D. Woods	3	3	0	0	0/0	0/0	0	18
Curran	2	0	2	0	0/0	0/0	0	12
Fouts	2	2	0	0	0/0	0/0	0	12
Klein	2	0	2	0	0/0	0/0	0	12
Fuller	1	0	0	1	0/0	0/0	0	6
Johnson	1	0	0	1	0/0	0/0	0	6
Joiner	1	0	1	0	0/0	0/0	0	6
McCrary	1	0	1	0	0/0	0/0	0	6
McDonald	1	0	1	0	0/0	0/0	0	6
Chargers	**44**	**16**	**26**	**2**	**37/43**	**18/22**	**0**	**355**
Opponents	40	12	23	5	36/39	11/22	0	309

2-Pt. Conversions: Chargers 0-0, Opponents 0-0

Sacks: Chargers 54.0, Opponents 32.0

Rushing	No.	Yds.	Avg.	Long	TD
Mitchell	214	820	3.8	25	3
D. Woods	151	514	3.4	27	3
Bauer	85	304	3.6	37t	8
Matthews	71	286	4.0	28	0
C. Williams	27	76	2.8	12	0
Fouts	20	43	2.2	22	2
McCrary	2	18	9.0	16	0
Anderson	3	11	3.7	6	0
Barnes	3	8	2.7	4	0
Harris	10	7	0.7	9	0
Jefferson	1	7	7.0	7	0
Rodgers	1	5	5.0	5	0
West	1	0	0.0	0	0
Olander	1	-3	-3.0	-3	0
Chargers	**590**	**2096**	**3.6**	**37t**	**16**
Opponents	510	2208	4.3	58	12

Receiving	No.	Yds.	Avg.	Long	TD
Mitchell	57	500	8.8	55t	2
Jefferson	56	1001	17.9	46t	13
Klein	34	413	12.4	24	2
D. Woods	34	295	8.7	29	0
Joiner	33	607	18.4	46	1
Matthews	11	78	7.1	13	0
Bauer	10	78	7.8	14t	1
Owens	9	188	20.9	41	0
Curran	9	92	10.2	20	2
Burton	5	127	25.4	55t	3
Rodgers	5	47	9.4	12	0
McDonald	3	84	28.0	37t	1
Barnes	2	13	6.5	7	0
McCrary	1	29	29.0	29t	1
C. Williams	1	17	17.0	17	0
Anderson	1	-3	-3.0	-3	0
Chargers	**271**	**3566**	**13.2**	**55t**	**26**
Opponents	237	2825	11.9	64t	23

Interceptions	No.	Yds.	Avg.	Long	TD
Fuller	4	44	11.0	23	1
Edwards	3	43	14.3	24	0
M. Williams	3	23	7.7	23	0
Stringert	2	4	2.0	2	0
P. Shaw	2	0	0.0	0	0
Johnson	1	52	52.0	52t	1
Lowe	1	16	16.0	16	0
Dove	1	4	4.0	4	0
King	1	3	3.0	3	0
Middleton	1	2	2.0	2	0
Goode	1	0	0.0	0	0
Horn	1	0	0.0	0	0
Kelcher	1	0	0.0	0	0
Chargers	**22**	**191**	**8.7**	**52t**	**2**
Opponents	30	470	15.7	77t	2

Punting	No.	Yds.	Avg.	Net	TB	I-20	Lg.	B
West	73	2720	37.3	29.4	8	22	59	2
Chargers	**75**	**2720**	**36.3**	**29.4**	**8**	**22**	**59**	**2**
Opponents	99	3808	38.5	31.5	5	15	69	0

Punt Returns	Ret.	FC	Yds.	Avg.	Lg.	TD
Fuller	39	10	436	11.2	34	0
Rodgers	11	5	88	8.0	15	0
P. Shaw	4	3	46	11.5	16	0
Goode	1	0	0	0.0	0	0
Owens	1	0	20	20.0	20	0
M. Williams	1	1	0	0.0	0	0
Chargers	**57**	**19**	**590**	**10.4**	**34**	**0**
Opponents	37	9	356	9.6	75t	1

Kickoff Returns	Ret.	Yds.	Avg.	Long	TD
Owens	20	524	26.2	77	0
Rodgers	11	287	26.1	36	0
Anderson	6	83	13.8	21	0
C. Williams	6	143	23.8	33	0
Fuller	5	109	21.8	32	0
Horn	2	27	13.5	16	0
D. Woods	2	37	18.5	19	0
Klein	1	13	13.0	13	0
Macek	1	6	6.0	6	0
Middleton	1	5	5.0	5	0
Preston	1	15	15.0	15	0
Slater	1	3	3.0	3	0
Stringert	1	0	0.0	0	0
Chargers	**58**	**1252**	**21.6**	**77**	**0**
Opponents	69	1457	21.1	48	0

Field Goals	1-19	20-29	30-39	40-49	50+
Benirschke	2/2	9/10	4/6	3/4	0/0
Chargers	**2/2**	**9/10**	**4/6**	**3/4**	**0/0**
Opponents	0/0	3/5	5/5	3/11	0/1

Benirschke (18G) (28B) ( ) (43G) (41G,38N) (28G,20G,24G) ( ) (31N) (27G,32G) (26G,20G,40N,37G) (28G) ( ) ( ) (32G,44G) (37G,26G,27G) (19G)

Passing	Att.	Comp.	Yds.	Comp.%	Yds./Att.	TD	TD%	Int.	Int.%	Long	Sack/Lost	Rating
Fouts	381	224	2999	58.8%	7.87	24	6.3%	20	5.2%	55t	22/130	83.0
Harris	88	42	518	47.7%	5.89	2	2.3%	9	10.2%	34t	8/43	34.4
Olander	8	5	49	62.5%	6.13	0	0.0%	1	12.5%	22	2/18	40.1
Chargers	**477**	**271**	**3566**	**56.8%**	**7.48**	**26**	**5.5%**	**30**	**6.3%**	**55t**	**32/191**	**72.5**
Opponents	441	237	2825	53.7%	6.41	23	5.2%	22	5.0%	22	54/474	70.2

1977 FINAL STATISTICS

(7-7 Overall) Third AFC West – Tommy Prothro
Home (3-4); Away (4-3)

Date	W/L	Score	Opponent	Att.
09/18	L	0-24	at Oakland	51,022
09/25	W	23-7	at Kansas City	56,146
10/02	W	24-3	Cincinnati	40,352
10/09	W	14-0	at New Orleans	53,942
10/16	L	20-24	New England	50,327
10/23	L	16-21	Kansas City	33,010
10/30	W	14-13	at Miami	40,670
11/06	L	0-20	at Detroit	72,559
11/13	L	14-17	Denver	45,211
11/20	W	12-7	Oakland	50,887
11/27	W	30-28	at Seattle	58,994
12/04	W	37-14	Cleveland	37,312
12/11	L	9-17	at Denver	74,905
12/18	L	9-10	Pittsburgh	50,727

Team Statistics	Chargers	Opponents
TOTAL FIRST DOWNS	235	228
Rushing	93	102
Passing	121	105
Penalty	21	21
Third Down: Made/Att.	77/194	75/193
Third Down Pct.	.397	.389
Fourth Down: Made/Att.	0/0	0/0
Fourth Down Pct.	.000	.000
TOTAL NET YARDS	4005	3652
Avg. Per Game	286.1	260.9
Total Plays	881	882
Avg. Per Play	4.5	4.1
NET YARDS RUSHING	1761	1927
Avg. Per Game	125.8	137.6
Total Rushes	488	508
NET YARDS PASSING	2244	1725
Avg. Per Game	160.3	123.2
Sacked/Yards Lost	24/198	44/363
Gross Yards	2442	2088
Attempts/Completions	369/206	330/172
Completion Pct.	.558	.521
Had Intercepted	20	21
PUNTS/AVERAGE	73/37.1	76/40.6
NET PUNTING AVG.	31.1	32.4
PENALTIES/YARDS	97/813	87/831
FUMBLES/BALL LOST	29/11	28/10
TOUCHDOWNS	25	26
Rushing	10	11
Passing	11	14
Returns	4	1
TIME OF POSSESSION	30:13	29:47

Score by Quarters	Q1	Q2	Q3	Q4	OT	PTS.
Chargers	**70**	**65**	**29**	**58**	**0**	**222**
Opponents	37	34	52	82	0	205

Scoring	TD	RU	PA	RT	PAT	FG	S	PTS.
Benirschke	0	0	0	0	21/24	17/23	0	72
Joiner	6	0	6	0	0/0	0/0	0	36
Young	4	4	0	0	0/0	0/0	0	24
Dean	2	0	0	2	0/0	0/0	0	12
Dorsey	2	0	2	0	0/0	0/0	0	12
Fuller	2	1	0	1	0/0	0/0	0	12
Harris	2	2	0	0	0/0	0/0	0	12
C. Williams	2	2	0	0	0/0	0/0	0	12
D. Woods	2	1	1	0	0/0	0/0	0	12
Bauer	1	0	1	0	0/0	0/0	0	6
Jones	1	0	0	1	0/0	0/0	0	6
Klein	1	0	1	0	0/0	0/0	0	6
Chargers	**25**	**10**	**11**	**4**	**21/24**	**17/23**	**0**	**222**
Opponents	26	11	14	1	25/26	8/13	0	205

2-Pt. Conversions: Chargers 0-0, Opponents 0-0

Sacks: Chargers 44.0, Opponents 24.0

Rushing	No.	Yds.	Avg.	Long	TD
Young	157	543	3.5	15	4
D. Woods	118	405	3.4	29t	1
J. Washington	62	217	3.5	19	0
C. Williams	50	215	4.3	46	2
Matthews	43	193	4.5	22	0
Barnes	24	70	2.9	7	0
Rodgers	3	44	14.7	33	0
Olander	7	30	4.3	17	0
Fouts	6	13	2.2	11	0
Harris	10	13	1.3	12	2
Fuller	1	7	7.0	7t	1
Bauer	4	4	1.0	3	0
Owens	1	3	3.0	3	0
Curran	1	2	2.0	2	0
Munson	1	2	2.0	2	0
Chargers	**488**	**1761**	**3.6**	**46**	**10**
Opponents	508	1927	3.8	35	11

Receiving	No.	Yds.	Avg.	Long	TD
Young	48	423	8.8	28	0
Joiner	35	542	15.5	32t	6
J. Washington	31	244	7.9	29	0
Klein	20	244	12.2	41	1
D. Woods	18	218	12.1	78	1
McDonald	13	174	13.4	22	0
Rodgers	12	187	15.6	43	0
Dorsey	10	198	19.8	67t	2
Curran	10	123	12.3	20	0
Matthews	3	41	13.7	23	0
C. Williams	3	20	6.7	9	0
Bauer	1	15	15.0	15t	1
Barnes	1	10	10.0	10	0
West	1	3	3.0	3	0
Chargers	**206**	**2442**	**11.9**	**78**	**11**
Opponents	172	2088	12.1	74t	14

Interceptions	No.	Yds.	Avg.	Long	TD
Fuller	5	61	12.2	37	0
Stringert	4	64	16.0	29	0
Duren	4	45	11.3	25	0
M. Williams	3	36	12.0	36	0
Dove	1	32	32.0	32	0
Lowe	1	28	28.0	28	0
Dean	1	22	22.0	22t	1
Jones	1	17	17.0	17t	1
Horn	1	12	12.0	12	0
Chargers	**21**	**317**	**15.1**	**37**	**2**
Opponents	20	109	5.5	20	0

Punting	No.	Yds.	Avg.	Net	TB	I-20	Lg.	B
West	72	2707	37.6	31.1	3	10	59	1
Chargers	**73**	**2707**	**37.1**	**31.1**	**3**	**10**	**59**	**1**
Opponents	76	3084	40.6	32.4	5	13	65	0

Punt Returns	Ret.	FC	Yds.	Avg.	Lg.	TD
Fuller	28	2	360	12.9	88t	1
Rodgers	15	0	158	10.5	52	0
Dove	1	0	3	3.0	3	0
C. Williams	1	0	0	0.0	0	0
M. Williams	1	0	0	0.0	0	0
P. Shaw	0	1	0	–	–	0
Chargers	**46**	**3**	**521**	**11.3**	**88t**	**1**
Opponents	40	6	378	9.5	37	0

Kickoff Returns	Ret.	Yds.	Avg.	Long	TD
C. Williams	24	481	20.0	32	0
Owens	8	132	16.5	19	0
Rodgers	4	66	16.5	33	0
Joiner	1	8	8.0	8	0
Middleton	1	20	20.0	20	0
D. Woods	1	27	27.0	27	0
Chargers	**39**	**734**	**18.8**	**33**	**0**
Opponents	47	952	20.3	40	0

Field Goals	1-19	20-29	30-39	40-49	50+
Benirschke	0/0	5/5	6/9	6/8	0/1
Chargers	**0/0**	**5/5**	**6/9**	**6/8**	**0/1**
Opponents	0/0	3/3	4/5	1/4	0/1

Benirschke ( ) (31G,32B) (37N,42G) ( ) ( ) (40G,47G,24G) (46B) (47N) (31B,51N) (22G,46G) (40G,26G,39G) (35G,36G,24G) (46G,32G,27G) (38G)

Passing	Att.	Comp.	Yds.	Comp.%	Yds./Att.	TD	TD%	Int.	Int.%	Long	Sack/Lost	Rating
Harris	211	109	1240	51.7%	5.88	5	2.4%	11	.052	78	12/106	55.8
Fouts	109	69	869	63.3%	7.97	4	3.7%	6	.055	67t	10/77	77.4
Munson	31	20	225	64.5%	7.26	1	3.2%	1	.032	28	1/11	83.4
Olander	16	7	76	43.8%	4.75	0	0.0%	2	.125	15	1/4	18.8
J. Washington	1	1	32	100.0%	32.00	1	100.0%	0	.000	32t	0/0	158.3
D. Woods	1	0	0	0.0%	0.00	0	0.0%	0	.000	0	0/0	39.6
Chargers	**369**	**206**	**2442**	**55.8%**	**6.62**	**11**	**3.0%**	**20**	**.054**	**78**	**24/198**	**63.5**
Opponents	330	172	2088	52.1%	6.33	14	4.2%	21	.064	74t	44/363	59.5

1976 FINAL STATISTICS

(6-8 Overall) Third AFC West – Tommy Prothro
Home (3-4); Away (3-4)

Date	W/L	Score	Opponent	Att.
09/12	W	30-16	at Kansas City	53,133
09/19	W	23-0	at Tampa Bay	39,558
09/26	W	43-24	St. Louis	40,212
10/03	L	0-26	at Denver	63,369
10/10	L	17-27	Oakland †	50,523
10/17	W	30-27	Houston	31,565
10/24	L	17-21	at Cleveland	60,018
10/31	L	0-23	at Pittsburgh	45,484
11/07	L	21-37	Baltimore	42,827
11/14	L	0-17	Denver	32,017
11/21	W	34-13	at Buffalo	36,539
11/28	L	20-23	Kansas City	29,272
12/05	W	13-7 OT	San Francisco	33,539
12/12	L	0-24	at Oakland	50,102

Team Statistics	Chargers	Opponents
TOTAL FIRST DOWNS	256	259
Rushing	111	113
Passing	127	132
Penalty	18	14
Third Down: Made/Att.	79/195	91/204
Third Down Pct.	.405	.446
Fourth Down: Made/Att.	0/0	0/0
Fourth Down Pct.	.000	.000
TOTAL NET YARDS	4456	4676
Avg. Per Game	318.3	334.0
Total Plays	907	925
Avg. Per Play	4.9	5.1
NET YARDS RUSHING	2040	2048
Avg. Per Game	145.7	146.3
Total Rushes	473	516
NET YARDS PASSING	2416	2628
Avg. Per Game	172.6	187.7
Sacked/Yards Lost	46/271	23/194
Gross Yards	2687	2822
Attempts/Completions	388/223	386/219
Completion Pct.	.575	.567
Had Intercepted	18	20
PUNTS/AVERAGE	82/38.7	66/41.2
NET PUNTING AVG.	28.5	31.4
PENALTIES/YARDS	78/579	92/823
FUMBLES/BALL LOST	28/13	24/11
TOUCHDOWNS	32	34
Rushing	13	10
Passing	17	21
Returns	2	3
TIME OF POSSESSION	30:11	29:49

Score by Quarters	Q1	Q2	Q3	Q4	OT	PTS.
Chargers	**43**	**84**	**40**	**75**	**6**	**248**
Opponents	67	71	43	104	0	285

Scoring	TD	RU	PA	RT	PAT	FG	S	PTS.
Joiner	7	0	7	0	0/0	0/0	0	42
Young	5	4	1	0	0/0	0/0	0	30
Fritsch	0	0	0	0	11/14	6/12	0	29
Wersching	0	0	0	0	14/16	4/8	0	26
Matthews	4	3	0	1	0/0	0/0	0	24
McDonald	4	0	4	0	0/0	0/0	0	24
D. Woods	4	3	1	0	0/0	0/0	0	24
Scarber	2	1	1	0	0/0	0/0	0	12
Curran	1	0	1	0	0/0	0/0	0	6
Garrison	1	0	1	0	0/0	0/0	0	6
Hayes	1	0	0	1	0/0	0/0	0	6
Owens	1	0	1	0	0/0	0/0	0	6
Fuller	0	0	0	0	0/0	0/0	0	1
Chargers	**32**	**13**	**17**	**2**	**25/30**	**10/20**	**0**	**248**
Opponents	34	10	21	3	30/34	17/34	0	285

2-Pt. Conversions: Chargers 0-0, Opponents 0-0

Sacks: Chargers 23.0, Opponents 46.0

Rushing	No.	Yds.	Avg.	Long	TD
Young	162	802	5.0	46t	4
D. Woods	126	450	3.6	24	3
Morris	50	256	5.1	30	2
Scarber	61	236	3.9	14	1
Matthews	46	199	4.3	42t	3
Fouts	18	65	3.6	13	0
Longley	4	22	5.5	9	0
Curran	1	12	12.0	12	0
Hoopes TM	2	10	5.0	10	0
Jeffrey	1	0	0.0	0	0
West	1	0	0.0	0	0
Dorsey	1	-12	-12.0	-12	0
Chargers	**473**	**2040**	**4.3**	**46t**	**13**
Opponents	516	2048	4.0	46	10

Receiving	No.	Yds.	Avg.	Long	TD
Joiner	50	1056	21.1	81t	7
Young	47	441	9.4	33	1
D. Woods	34	224	6.6	34	1
Curran	33	349	10.6	29	1
Scarber	14	96	6.9	13	1
Matthews	12	81	6.8	15	0
McDonald	11	161	14.6	44t	4
Dorsey	8	108	13.5	19	0
Morris	8	52	6.5	20	0
Owens	3	54	18.0	28t	1
Garrison	2	58	29.0	36	1
Bradley	1	7	7.0	7	0
Chargers	**223**	**2687**	**12.0**	**81t**	**17**
Opponents	219	2822	12.9	74t	21

Interceptions	No.	Yds.	Avg.	Long	TD
Goode	6	82	13.7	27	0
Williams	4	76	19.0	35	0
Graham	3	55	18.3	25	0
Hayes	2	37	18.5	37t	1
Stringert	1	24	24.0	24	0
Jones	1	11	11.0	11	0
Lowe	1	8	8.0	8	0
Horn	1	6	6.0	6	0
Fuller	1	0	0.0	0	0
Chargers	**20**	**299**	**15.0**	**37t**	**1**
Opponents	18	185	10.3	46t	1

Punting	No.	Yds.	Avg.	Net	TB	I-20	Lg.	B
Hoopes	42	1628	38.8	25.2	7	8	57	2
West	38	1548	40.7	32.2	5	9	57	0
Chargers	**82**	**3176**	**38.7**	**28.5**	**12**	**17**	**57**	**2**
Opponents	66	2720	41.2	31.4	8	8	62	0

Punt Returns	Ret.	FC	Yds.	Avg.	Lg.	TD
Fuller	33	0	436	13.2	43	0
Bell	7	0	31	4.4	10	0
Williams	5	1	23	4.6	15	0
Chargers	**45**	**1**	**490**	**10.9**	**43**	**0**
Opponents	45	3	601	13.4	92t	1

Kickoff Returns	Ret.	Yds.	Avg.	Long	TD
Owens	25	551	22.0	40	0
Fuller	20	420	21.0	47	0
Perretta	2	24	12.0	20	0
Bell	1	18	18.0	18	0
Horn	1	7	7.0	7	0
Matthews	1	19	19.0	19	0
Middleton	1	21	21.0	21	0
Preston	1	16	16.0	16	0
Chargers	**52**	**1076**	**20.7**	**47**	**0**
Opponents	49	1072	21.9	43	0

Field Goals	1-19	20-29	30-39	40-49	50+
Fritsch	0/0	1/2	2/4	3/6	0/0
Wersching	0/0	1/1	2/3	1/3	0/1
Chargers	**0/0**	**2/3**	**4/7**	**4/9**	**0/1**
Opponents	0/0	6/7	6/12	5/14	0/1

Fritsch (32B,37G) (48G,48G,47N,45N,24N,22G) (39G,46N) (38N) (45G) ( ) ( ) ( ) ( ) ( ) ( ) ( ) ( ) ( )
Wersching ( ) ( ) ( ) ( ) ( ) (30G) (22G,31N) ( ) (41N) ( ) (35G,45G) ( ) (52N,43N) ( )

Passing	Att.	Comp.	Yds.	Comp.%	Yds./Att.	TD	TD%	Int.	Int.%	Long	Sack/Lost	Rating
Fouts	359	208	2535	57.9%	7.06	14	3.9%	15	4.2%	81t	39/220	75.4
Longley	24	12	130	50.0%	5.42	2	8.3%	2	8.3%	28t	7/51	54.5
Jeffrey	2	2	11	100.0%	5.50	0	0.0%	0	0.0%	7	0/0	89.6
D. Woods	2	1	11	50.0%	5.50	1	50.0%	0	0.0%	11t	0/0	106.3
Joiner	1	0	0	0.0%	0.00	0	0.0%	0	0.0%	0	0/0	39.6
Chargers	**388**	**223**	**2687**	**45.8%**	**6.93**	**17**	**4.4%**	**18**	**4.6%**	**81t**	**46/271**	**74.1**
Opponents	386	219	2822	56.7%	7.31	21	5.4%	20	5.2%	74t	23/194	76.4

1975 FINAL STATISTICS

(2-12 Overall) Fourth AFC West - Tommy Prothro
Home (1-6); Away (1-6)

Date	W/L	Score	Opponent	Att.
09/21	L	0-37	Pittsburgh	35,853
09/28	L	17-33	at Houston	33,765
10/05	L	0-6	Oakland	31,095
10/12	L	10-13 OT	Los Angeles	37,382
10/19	L	10-12	Kansas City	26,469
10/26	L	0-25	at Oakland	42,796
11/01	L	24-35	at New York Giants	52,032
11/09	L	19-33	New England	24,349
11/16	L	17-27	Denver	26,048
11/23	L	13-28	at Minnesota	43,737
11/30	L	10-13 OT	at Denver	44,982
12/07	W	28-20	at Kansas City	46,888
12/15	W	24-16	New York Jets	49,706
12/21	L	17-47	at Cincinnati	46,474

Team Statistics	Chargers	Opponents
TOTAL FIRST DOWNS	198	312
Rushing	98	154
Passing	89	139
Penalty	11	19
Third Down: Made/Att.	54/188	110/217
Third Down Pct.	.287	.507
Fourth Down: Made/Att.	0/1	0/1
Fourth Down Pct.	.000	.000
TOTAL NET YARDS	3411	4952
Avg. Per Game	243.6	353.7
Total Plays	821	1022
Avg. Per Play	4.2	4.8
NET YARDS RUSHING	1801	2442
Avg. Per Game	128.6	174.4
Total Rushes	434	606
NET YARDS PASSING	1610	2510
Avg. Per Game	115.0	179.3
Sacked/Yards Lost	50/388	26/209
Gross Yards	1998	2719
Attempts/Completions	337/165	390/237
Completion Pct.	.490	.608
Had Intercepted	17	20
PUNTS/AVERAGE	79/36.8	56/39.8
NET PUNTING AVG.	31.1	30.4
PENALTIES/YARDS	84/705	81/686
FUMBLES/BALL LOST	32/12	34/14
TOUCHDOWNS	22	40
Rushing	14	21
Passing	7	16
Returns	1	3
TIME OF POSSESSION	34:24	25:36

Score by Quarters	Q1	Q2	Q3	Q4	OT	PTS.
Chargers	37	54	55	43	0	189
Opponents	90	102	69	78	6	345

Scoring	TD	RU	PA	RT	PAT	FG	S	PTS.
Wersching	0	0	0	0	20/21	12/24	0	56
Young	6	5	1	0	0/0	0/0	0	36
Matthews	3	3	0	0	0/0	0/0	0	18
McDonald	3	0	3	0	0/0	0/0	0	18
Fouts	2	2	0	0	0/0	0/0	0	12
Garrison	2	0	2	0	0/0	0/0	0	12
Scarber	2	1	1	0	0/0	0/0	0	12
D. Woods	2	2	0	0	0/0	0/0	0	12
T. Baker	1	1	0	0	0/0	0/0	0	6
Fuller	1	0	0	1	0/0	0/0	0	6
Curran	0	0	0	0	0/0	0/0	0	1
Chargers	**22**	**14**	**7**	**1**	**20/21**	**12/24**	**0**	**189**
Opponents	40	21	16	3	35/39	22/34	2	345

2-Pt. Conversions: Chargers 0-0, Opponents 0-0

Sacks: Chargers 26.0, Opponents 50.0

Rushing	No.	Yds.	Avg.	Long	TD
Young	138	577	4.2	48t	5
D. Woods	87	317	3.6	17	2
Matthews	71	254	3.6	24	3
Fouts	23	170	7.4	32	2
T. Baker	42	131	3.1	18	1
Bonner	28	120	4.3	12	0
Douglass	10	42	4.2	9	0
Scarber	15	68	4.5	18	1
Freitas	11	56	5.1	17	0
Garrison	3	30	10.0	20	0
Curran	3	21	7.0	12	0
Carter	2	11	5.5	9	0
Atkins	1	4	4.0	4	0
Chargers	**434**	**1801**	**4.1**	**48t**	**14**
Opponents	606	2442	4.0	46t	21

Receiving	No.	Yds.	Avg.	Long	TD
Curran	45	619	13.8	39	0
Garrison	27	438	16.2	40	2
Young	21	166	7.9	16	1
McDonald	19	298	15.7	57	3
D. Woods	13	101	7.8	22	0
Scarber	12	68	5.7	12	1
Matthews	9	59	6.6	22	0
Sweet	8	147	18.4	52	0
T. Baker	6	27	4.5	7	0
Briscoe	2	25	12.5	14	0
Bonner	2	8	4.0	5	0
Bradley	1	42	42.0	42	0
Chargers	**165**	**1998**	**12.1**	**57**	**7**
Opponents	237	2719	11.5	60t	16

Interceptions	No.	Yds.	Avg.	Long	TD
Fletcher	6	100	16.7	45	0
M. Williams	4	67	16.8	40	0
Colbert	2	10	5.0	10	0
Graham	2	5	2.5	4	0
Goode	1	37	37.0	37	0
Mahalic	1	3	3.0	3	0
Fuller	1	1	1.0	1	0
Beauchamp	1	0	0.0	0	0
Rice	1	0	0.0	0	0
S. Williams	1	0	0.0	0	0
Chargers	**20**	**223**	**11.2**	**45**	**0**
Opponents	17	371	21.8	81	1

Punting	No.	Yds.	Avg.	Net	TB	I-20	Lg.	B
Partee	79	2910	36.8	31.1	4	0	56	1
Chargers	**79**	**2910**	**36.8**	**31.1**	**4**	**0**	**56**	**1**
Opponents	56	2227	39.8	30.4	4	0	64	0

Punt Returns	Ret.	FC	Yds.	Avg.	Lg.	TD
Fuller	36	0	410	11.4	52	1
Colbert	2	0	32	16.0	23	0
Chargers	**38**	**0**	**442**	**11.6**	**52**	**1**
Opponents	48	9	373	7.8	32	0

Kickoff Returns	Ret.	Yds.	Avg.	Long	TD
Fuller	31	725	23.4	34	0
Young	15	323	21.5	34	0
Smith	8	222	27.8	41	0
Andrews	6	93	15.5	27	0
Colbert	5	91	18.2	26	0
Curran	3	28	9.3	15	0
Markovich	1	0	0.0	0	0
Chargers	**69**	**1482**	**21.5**	**41**	**0**
Opponents	40	1101	27.5	64	0

Field Goals	1-19	20-29	30-39	40-49	50+
Wersching	0/0	4/4	5/9	3/9	0/2
Chargers	**0/0**	**4/4**	**5/9**	**3/9**	**0/2**
Opponents	2/2	12/14	6/6	2/11	0/1

Wersching ( ) (53N,29G) ( ) (38N,42N,36G) (36N,49N,36G) (34N) (26G) (41G,49N, 30G,25G,37G) (22G) (47N) (34G) (30N) (46N,49N,45G) (52N,43G)

Passing	Att.	Comp.	Yds.	Comp.%	Yds./Att.	TD	TD%	Int.	Int.%	Long	Sack/Lost	Rating
Fouts	195	106	1396	54.4%	7.16	2	2.0%	10	5.1%	57	25/197	59.3
Freitas	110	49	525	44.5%	4.77	5	4.5%	5	4.5%	42	20/138	55.3
Douglass	27	7	53	25.9%	1.96	0	0.0%	1	3.7%	22	4/43	24.2
Carter	5	3	24	60.0%	4.80	0	0.0%	1	20.0%	11	1/10	32.5
Chargers	**337**	**165**	**1998**	**49.0%**	**5.93**	**7**	**2.1%**	**17**	**5.0%**	**57**	**50/388**	**53.5**
Opponents	390	237	2719	60.8%	6.97	16	4.1%	20	5.1%	60t	26/209	74.1

1974 FINAL STATISTICS

(5-9 Overall) Fourth AFC West - Tommy Prothro
Home (3-4); Away (2-5)

Date	W/L	Score	Opponent	Att.
09/15	L	14-21	at Houston	25,317
09/22	W	20-17	at Cincinnati	51,178
09/29	L	21-28	Miami	44,706
10/06	L	7-13	Philadelphia	36,124
10/13	L	10-14	Oakland	40,539
10/20	L	7-27	at Denver	50,928
10/27	L	14-24	Kansas City	34,371
11/03	W	36-35	Cleveland	35,683
11/10	W	14-7	at Kansas City	48,551
11/17	L	10-17	at Oakland	50,178
11/24	L	0-34	at Green Bay	56,267
12/01	L	14-27	at New York Jets	44,888
12/08	W	28-21	Chicago	33,662
12/15	W	17-0	Denver	36,571

Team Statistics	Chargers	Opponents
TOTAL FIRST DOWNS	245	272
Rushing	113	128
Passing	117	127
Penalty	15	17
Third Down: Made/Att.	71/172	61/149
Third Down Pct.	.413	.409
Fourth Down: Made/Att.	0/0	0/3
Fourth Down Pct.	.000	.000
TOTAL NET YARDS	4415	4830
Avg. Per Game	315.4	345.0
Total Plays	880	893
Avg. Per Play	5.0	5.4
NET YARDS RUSHING	2111	2160
Avg. Per Game	150.8	154.3
Total Rushes	508	508
NET YARDS PASSING	2304	2670
Avg. Per Game	164.6	190.7
Sacked/Yards Lost	23/175	18/145
Gross Yards	2479	2815
Attempts/Completions	349/165	367/222
Completion Pct.	.473	.605
Had Intercepted	22	15
PUNTS/AVERAGE	76/40.0	66/40.6
NET PUNTING AVG.	32.9	35.0
PENALTIES/YARDS	74/609	80/751
FUMBLES/BALL LOST	24/11	19/13
TOUCHDOWNS	28	37
Rushing	15	21
Passing	12	13
Returns	1	3
TIME OF POSSESSION	30:00	30:00

Score by Quarters	Q1	Q2	Q3	Q4	OT	PTS.
Chargers	21	61	54	76	0	212
Opponents	68	76	62	79	0	285

Scoring	TD	RU	PA	RT	PAT	FG	S	PTS.
D. Woods	10	7	3	0	0/0	0/0	0	60
Garrison	5	0	5	0	0/0	0/0	0	30
Partee	0	0	0	0	26/28	1/5	0	29
Bonner	6	3	1	0	0/0	0/0	0	24
Matthews	4	4	0	0	0/0	0/0	0	24
Werschingh	0	0	0	0	0/0	5/11	0	15
Davis	2	0	2	0	0/0	0/0	0	12
Fouts	1	1	0	0	0/0	0/0	0	6
Gay	1	0	0	1	0/0	0/0	0	6
Stewart	1	0	1	0	0/0	0/0	0	6
Chargers	28	15	12	1	26/28	6/16	0	212
Opponents	37	21	13	3	36/37	9/20	0	285

2-Pt. Conversions: Chargers 0-0, Opponents 0-0

Sacks: Chargers 18.0, Opponents 23.0

Rushing	No.	Yds.	Avg.	Long	TD
D. Woods	227	1162	5.1	56t	7
Matthews	95	328	3.5	16	4
Edwards	65	261	4.0	30	0
Bonner	66	199	3.0	12	3
Fouts	19	63	3.3	16	1
Thomas	21	56	2.7	12	0
D. Gordon	1	25	25.0	25	0
Freitas	6	16	2.7	9	0
Thompson	6	8	1.3	8	0
Davis	2	-7	-3.5	2	0
Chargers	508	2111	4.2	56t	15
Opponents	508	2160	4.3	43	21

Receiving	No.	Yds.	Avg.	Long	TD
Garrison	41	785	19.1	71t	5
D. Woods	26	349	13.4	75t	3
Stewart	19	283	14.9	29	1
Davis	18	432	24.0	70t	2
Edwards	13	102	7.8	16	0
Matthews	12	90	7.5	23	0
Bonner	11	101	9.2	22	1
LeVias	9	105	11.7	18	0
Beirne	7	121	17.3	26	0
Grannell	3	51	17.0	22	0
Parris	3	36	12.0	17	0
D. Gordon	2	15	7.5	17	0
Thomas	1	9	9.0	9	0
Chargers	165	2479	15.0	75t	12
Opponents	222	2815	12.7	84t	13

Interceptions	No.	Yds.	Avg.	Long	TD
Fletcher	4	74	18.5	31	0
Howard	3	52	17.3	23	0
Rice	3	44	14.7	15	0
Beauchamp	1	35	35.0	35	0
Williams	1	25	25.0	25	0
Anthony	1	23	23.0	23	0
Hoey	1	20	20.0	20	0
Gersbach	1	0	0.0	0	0
Chargers	15	273	18.2	35	0
Opponents	22	311	14.1	38t	1

Punting	No.	Yds.	Avg.	Net	TB	I-20	Lg.	B
Partee	76	3042	40.0	32.9	7	0	65	0
Chargers	76	3042	40.0	32.9	7	0	65	0
Opponents	66	2679	40.6	35.0	4	0	62	0

Punt Returns	Ret.	FC	Yds.	Avg.	Lg.	TD
Colbert	15	1	128	8.5	28	0
D. Gordon	8	3	39	4.9	12	0
LeVias	5	0	41	8.2	22	0
Davis	4	0	34	8.5	16	0
Hoey	4	0	38	9.5	15	0
Beirne	1	0	7	7.0	7	0
Chargers	37	4	287	7.8	28	0
Opponents	48	2	401	8.4	34	0

Kickoff Returns	Ret.	Yds.	Avg.	Long	TD
D. Gordon	14	354	25.3	39	0
Thompson	12	242	20.2	35	0
Colbert	10	215	21.5	26	0
LeVias	6	116	19.3	27	0
Hoey	3	73	24.3	27	0
Parris	3	29	9.7	13	0
D. Woods	3	61	20.3	29	0
Thomas	2	32	16.0	18	0
Dunlap	1	19	19.0	19	0
Stewart	1	1	1.0	1	0
Chargers	55	1142	20.8	39	0
Opponents	39	960	24.6	61	0

Field Goals	1-19	20-29	30-39	40-49	50+
Werschingh	0/0	1/1	1/3	3/4	0/3
Partee	0/0	1/2	0/2	0/1	0/0
Chargers	0/0	2/3	1/5	3/5	0/3
Opponents	0/0	6/8	2/6	1/5	0/1

Werschingh (48N) (62B,28G) ( ) ( ) (42G) ( ) ( ) (54B,40G) (36N) (39N,42G) ( ) ( ) ( ) (53N,37G)
Partee (40N,38N) (22G) (33N) (22B) ( ) ( ) ( ) ( ) ( ) ( ) ( ) ( ) ( ) ( )

Passing	Att.	Comp.	Yds.	Comp.%	Yds./Att.	TD	TD%	Int.	Int.%	Long	Sack/Lost	Rating
Fouts	237	115	1732	48.5%	7.31	8	3.4%	13	5.5%	75t	12/99	61.4
Freitas	109	49	719	45.0%	6.60	3	2.8%	8	7.3%	72t	11/76	45.6
D. Woods	3	1	28	33.3%	9.33	1	33.3%	1	33.3%	28t	0/0	68.8
Chargers	349	165	2479	47.3%	7.10	12	3.4%	22	6.3%	75t	23/175	56.3
Opponents	367	222	2815	60.5%	7.67	13	3.5%	15	4.1%	84t	18/145	79.2

1973 FINAL STATISTICS

(2-11-1 Overall) Fourth AFC West – Harland Svare (1-6-1); Ron Waller (1-5)
Home (2-5); Away (0-6-1)

Date	W/L	Score	Opponent	Att.
09/16	L	0-38	at Washington	53,589
09/23	W	34-7	Buffalo	47,588
09/30	L	13-20	Cincinnati	46,733
10/07	L	21-38	at Pittsburgh	48,795
10/14	L	17-27	Oakland	50,672
10/21	L	0-41	Atlanta	41,527
10/28	T	16-16	at Cleveland	68,244
11/04	L	0-19	Kansas City	50,234
11/11	L	19-30	at Denver	51,034
11/18	W	17-14	New Orleans	34,848
11/25	L	3-31	at Oakland	40,195
12/02	L	14-30	at New England	58,150
12/09	L	28-42	Denver	44,954
12/16	L	6-33	at Kansas City	43,755

Team Statistics	Chargers	Opponents
TOTAL FIRST DOWNS	198	267
Rushing	88	125
Passing	93	124
Penalty	17	18
Third Down: Made/Att.	63/184	84/184
Third Down Pct.	.342	.457
Fourth Down: Made/Att.	0/2	3/3
Fourth Down Pct.	.000	100.0
TOTAL NET YARDS	3622	4518
Avg. Per Game	258.7	322.7
Total Plays	831	926
Avg. Per Play	4.4	4.9
NET YARDS RUSHING	1814	2264
Avg. Per Game	129.6	161.7
Total Rushes	431	559
NET YARDS PASSING	1808	2254
Avg. Per Game	129.1	161.0
Sacked/Yards Lost	37/321	26/219
Gross Yards	2129	2473
Attempts/Completions	363/161	341/177
Completion Pct.	.444	.519
Had Intercepted	30	16
PUNTS/AVERAGE	72/41.1	60/43.1
NET PUNTING AVG.	35.8	35.3
PENALTIES/YARDS	74/628	68/579
FUMBLES/BALL LOST	41/21	31/18
TOUCHDOWNS	22	46
Rushing	9	23
Passing	9	18
Returns	4	5
TIME OF POSSESSION	23:34	36:26

Score by Quarters	Q1	Q2	Q3	Q4	OT	PTS.
Chargers	**29**	**61**	**34**	**64**	**0**	**188**
Opponents	95	102	93	96	0	386

Scoring	TD	RU	PA	RT	PAT	FG	S	PTS.
Werscching	0	0	0	0	13/15	11/25	0	46
Holmes	7	7	0	0	0/0	0/0	0	42
LeVias	3	0	3	0	0/0	0/0	0	18
Garrison	2	0	2	0	0/0	0/0	0	12
Smith	2	0	0	2	0/0	0/0	0	12
Thaxton	2	0	2	0	0/0	0/0	0	12
Partee	0	0	0	0	6/6	1/2	0	9
Bacon	1	0	0	1	0/0	0/0	0	6
Edwards	1	1	0	0	0/0	0/0	0	6
Garrett	1	0	1	0	0/0	0/0	0	6
C. Jones	1	1	0	0	0/0	0/0	0	6
Rice	1	0	0	1	0/0	0/0	0	6
Thomas	1	0	1	0	0/0	0/0	0	6
Holliday	0	0	0	0	0/0	0/0	0	1
Chargers	**22**	**9**	**9**	**4**	**19/21**	**12/27**	**0**	**188**
Opponents	46	23	18	5	42/45	22/38	1	386

2-Pt. Conversions: Chargers 0-0, Opponents 0-0

Sacks: Chargers 26.0, Opponents 37.0

Rushing	No.	Yds.	Avg.	Long	TD
Edwards	133	609	4.6	50	1
Garrett	114	467	4.1	68	0
Holmes	78	289	3.7	24	7
C. Jones	55	170	3.1	38	1
Clark	13	86	6.6	16	0
Holliday	6	70	11.7	22	0
Thomas	22	48	2.2	12	0
LeVias	2	33	16.5	22	0
Fouts	7	32	4.6	16	0
Norman	1	10	10.0	10	0
Chargers	**431**	**1814**	**4.2**	**68**	**9**
Opponents	559	2264	4.1	47	23

Receiving	No.	Yds.	Avg.	Long	TD
LeVias	30	536	17.9	69t	3
Edwards	25	164	6.6	28	0
Holmes	19	151	7.9	30	0
Garrett	15	124	8.3	30	1
Garrison	14	292	20.9	51	2
Holliday	14	182	13.0	36	0
Norman	13	200	15.4	24	0
C Jones	7	125	17.9	37	0
Thaxton	7	119	17.0	31	2
Williams	7	118	16.9	30	0
Thomas	7	51	7.3	37	1
McGee	3	67	22.3	50	0
Chargers	**161**	**2129**	**13.2**	**69t**	**9**
Opponents	177	2473	14.0	78t	18

Interceptions	No.	Yds.	Avg.	Long	TD
Howard	5	25	5.0	25	0
Stratton	3	46	15.3	23	0
Bacon	1	80	80.0	80t	1
Salter	1	20	20.0	20	0
Gersbach	1	9	9.0	9	0
Rossovich	1	9	9.0	9	0
Rice	1	8	8.0	8	0
Smith	1	4	4.0	4	0
Rogers	1	3	3.0	3	0
Redman	1	1	1.0	1	0
Chargers	**16**	**205**	**12.8**	**80t**	**1**
Opponents	30	532	17.7	81	0

Punting	No.	Yds.	Avg.	Net	TB	I-20	Lg.	B
Partee	72	2958	41.1	35.8	6	0	62	3
Chargers	**72**	**2958**	**41.1**	**35.8**	**6**	**0**	**62**	**3**
Opponents	60	2586	43.1	35.3	3	0	63	0

Punt Returns	Ret.	FC	Yds.	Avg.	Lg.	TD
Smith	27	5	352	13.0	84t	2
McGee	6	4	56	9.3	28	0
Chargers	**33**	**9**	**408**	**12.4**	**84t**	**2**
Opponents	35	10	257	7.3	29	0

Kickoff Returns	Ret.	Yds.	Avg.	Long	TD
Smith	36	947	26.3	70	0
McGee	20	423	21.2	50	0
C. Jones	10	217	21.7	40	0
Douglas	1	0	0.0	0	0
East	1	8	8.0	8	0
Rogers	1	4	4.0	4	0
Wenzel	1	0	0.0	0	0
Holliday	0	-2	—	-2	0
Chargers	**70**	**1597**	**22.8**	**70**	**0**
Opponents	35	862	24.6	92t	1

Field Goals	1-19	20-29	30-39	40-49	50+
Werscching	4/4	5/6	2/5	0/8	0/2
Partee	1/1	0/1	0/0	0/0	0/0
Chargers	**5/5**	**5/7**	**2/5**	**0/8**	**0/2**
Opponents	7/7	4/6	7/10	4/15	0/0

Werscching ( ) (49N,23N) (49N,39G,13G) (45N) (50N,27G) (38B,52N) (42N,48B, 11G,8G,16G) ( ) (35N,26G,38G) (46N,35N,28G) ( ) (47B) ( ) (45N,22G,26G)
Partee ( ) ( ) ( ) ( ) ( ) ( ) ( ) ( ) ( ) ( ) ( ) (23N,14G) ( ) ( ) ( )

Passing	Att.	Comp.	Yds.	Comp.%	Yds./Att.	TD	TD%	Int.	Int.%	Long	Sack/Lost	Rating
Fouts	194	87	1126	44.8%	5.80	6	3.1%	13	6.7%	69t	14/129	46.0
Clark	90	40	532	44.4%	5.91	0	0.0%	9	10.0%	54	9/96	24.2
Unitas	76	34	471	44.7%	6.20	3	3.9%	7	9.2%	51	14/96	40.0
Holliday	2	0	0	0.0%	0.00	0	0.0%	1	50.0%	0	0/0	0.0
Garrett	1	0	0	0.0%	0.00	0	0.0%	0	0.0%	0	0/0	39.6
Chargers	**363**	**161**	**2129**	**44.4%**	**5.87**	**9**	**2.5%**	**30**	**8.3%**	**69t**	**37/321**	**37.3**
Opponents	341	177	2473	51.9%	7.25	18	5.3%	16	4.7%	78t	26/219	73.6

1972 FINAL STATISTICS

(4-9-1 Overall) Fourth AFC West - Harland Svare
Home (2-5); Away (2-4-1)

Date	W/L	Score	Opponent	Att.
09/17	L	3-34	at San Francisco	59,438
09/24	W	37-14	Denver	49,048
10/01	T	17-17	at Oakland	53,455
10/08	W	23-20	at Baltimore	55,459
10/15	L	10-24	at Miami	80,010
10/22	L	20-34	at Detroit	54,371
10/29	L	14-26	Kansas City	54,533
11/05	L	28-34	Dallas	54,476
11/13	L	17-21	Cleveland	54,205
11/19	W	27-17	at Kansas City	79,011
11/26	W	34-20	Houston	46,289
12/03	L	19-21	Oakland	54,611
12/10	L	13-38	at Denver	51,478
12/17	L	2-24	Pittsburgh	52,873

Team Statistics	Chargers	Opponents
TOTAL FIRST DOWNS	262	244
Rushing	123	99
Passing	116	124
Penalty	23	21
Third Down: Made/Att.	79/166	58/135
Third Down Pct.	.476	.430
Fourth Down: Made/Att.	2/4	2/2
Fourth Down Pct.	.500	100.0
TOTAL NET YARDS	4299	3881
Avg. Per Game	307.1	277.2
Total Plays	904	819
Avg. Per Play	4.8	4.7
NET YARDS RUSHING	1995	1673
Avg. Per Game	142.5	119.5
Total Rushes	504	435
NET YARDS PASSING	2304	2208
Avg. Per Game	164.6	157.7
Sacked/Yards Lost	23/212	26/233
Gross Yards	2516	2441
Attempts/Completions	377/192	358/201
Completion Pct.	.509	.561
Had Intercepted	28	24
PUNTS/AVERAGE	45/40.3	56/38.4
NET PUNTING AVG.	34.6	34.1
PENALTIES/YARDS	87/789	75/679
FUMBLES/BALL LOST	40/20	26/10
TOUCHDOWNS	30	41
Rushing	12	18
Passing	15	18
Returns	3	5
TIME OF POSSESSION	34:17	21:26

Score by Quarters	Q1	Q2	Q3	Q4	OT	PTS.
Chargers	51	81	33	99	0	264
Opponents	75	96	85	88	0	344

Scoring	TD	RU	PA	RT	PAT	FG	S	PTS.
Partee	0	0	0	0	26/28	15/25	0	71
Edwards	7	5	2	0	0/0	0/0	0	42
Garrett	7	6	1	0	0/0	0/0	0	42
Garrison	7	0	7	0	0/0	0/0	0	42
Williams	3	0	3	0	0/0	0/0	0	18
Dicus	2	0	2	0	0/0	0/0	0	12
McClard	0	0	0	0	2/2	3/6	0	11
Beauchamp	1	0	0	1	0/0	0/0	0	6
Hadl	1	1	0	0	0/0	0/0	0	6
Mauck	1	0	0	1	0/0	0/0	0	6
Taylor	1	0	0	1	0/0	0/0	0	6
Costa	0	0	0	0	0/0	0/0	1	2
Chargers	30	12	15	3	28/30	18/31	1	264
Opponents	41	18	18	5	41/41	19/28	0	344

2-Pt. Conversions: Chargers 0-0, Opponents 0-0

Sacks: Chargers 26.0, Opponents 23.0

Rushing	No.	Yds.	Avg.	Long	TD
Garrett	272	1031	3.8	41t	6
Edwards	157	679	4.3	31t	5
Hadl	22	99	4.5	17	1
L. White	23	75	3.3	12	0
Taylor	13	58	4.5	17	0
Dragon	9	30	3.3	7	0
Carter	1	25	25.0	25	0
Williams	1	14	14.0	14	0
Norman	1	9	9.0	9	0
Garrison	2	-6	-3.0	0	0
Clark	2	-8	-4.0	-3	0
Dicus	1	-11	-11.0	-11	0
Chargers	504	1995	4.0	41t	12
Opponents	435	1673	3.8	63	18

Receiving	No.	Yds.	Avg.	Long	TD
Garrison	52	744	14.3	52t	7
Edwards	40	557	13.9	61	2
Garrett	31	245	7.9	27t	1
Norman	19	262	13.8	30	0
Dicus	18	227	12.6	46t	2
Williams	14	315	22.5	62	3
Mackey	11	110	10.0	21	0
L. White	3	20	6.7	8	0
Carter	2	24	12.0	14	0
LeVias	1	8	8.0	8	0
Hadl	1	4	4.0	4	0
Chargers	192	2516	13.1	62	15
Opponents	201	2441	12.1	45t	18

Interceptions	No.	Yds.	Avg.	Long	TD
Salter	7	111	15.9	31	0
Beauchamp	6	96	16.0	47t	1
Dunlap	5	67	13.4	25	0
Babich	2	9	4.0	9	0
Redman	1	14	14.0	14	0
Barnes	1	9	9.0	9	0
Caffey	1	4	4.0	4	0
Rossovich	1	0	0.0	0	0
Chargers	24	310	12.9	47t	1
Opponents	28	229	8.2	34	0

Punting	No.	Yds.	Avg.	Net	TB	I-20	Lg.	B
Partee	45	1813	40.3	34.6	5	0	65	0
Chargers	45	1813	40.3	34.6	5	0	65	0
Opponents	56	2153	38.4	34.1	3	0	60	2

Punt Returns	Ret.	FC	Yds.	Avg.	Lg.	TD
Dunlap	19	11	179	9.4	21	0
Garrett	2	1	10	5.0	10	0
LeVias	1	0	-4	-4.0	-4	0
Taylor	1	0	0	0.0	0	0
Detwiler	0	5	0	—	—	0
Chargers	23	17	185	8.0	21	0
Opponents	17	11	157	9.2	65t	1

Kickoff Returns	Ret.	Yds.	Avg.	Long	TD
Taylor	31	676	21.8	41	0
Dunlap	12	271	22.6	35	0
Berry	7	138	19.7	26	0
Detwiler	4	94	23.5	26	0
R. Jones	3	41	13.7	17	0
Sykes	2	44	22.0	24	0
Beauchamp	1	0	0.0	0	0
Williams	0	9	---	9	0
Chargers	60	1273	21.2	41	0
Opponents	53	1225	23.1	94t	1

Field Goals	1-19	20-29	30-39	40-49	50+
Partee	5/5	3/3	2/6	4/8	1/3
McClard	0/0	1/1	0/0	2/4	0/1
Chargers	5/5	4/4	2/6	6/12	1/4
Opponents	2/2	7/8	4/8	5/9	1/1

Partee (30G) (45G,11G) (41G) (51G,40G,28G) (12G,40N) ( ) (39N,47N,39N) (50B) (26G) (40N,46G,24G) (48N,31G,11G) (38N,51N,33N,15G,18G) ( ) ( )
McClard ( ) (47G) (50B) ( ) ( ) ( ) (45N,47N) ( ) ( ) ( ) ( ) ( ) (26G,48G) ( )

Passing	Att.	Comp.	Yds.	Comp.%	Yds./Att.	TD	TD%	Int.	Int.%	Long	Sack/Lost	Rating
Hadl	370	190	2449	51.4%	6.62	15	4.1%	26	7.0%	61	19/187	56.7
Clark	6	2	67	33.3%	11.17	0	0.0%	2	33.3%	62	2/9	36.8
Garrett	1	0	0	0.0%	0.00	0	0.0%	0	0.0%	0	2/16	39.6
Chargers	377	192	2516	50.9%	6.67	15	4.0%	28	7.4%	62	23/212	54.6
Opponents	358	201	2441	56.1%	6.82	18	5.0%	24	6.7%	45t	26/233	66.1

1971 FINAL STATISTICS

(6-8 Overall) Third AFC West - Sid Gillman (4-6); Harland Svare (2-2)
Home (6-1); Away (0-7)

Date	W/L	Score	Opponent	Att.
09/19	W	21-14	Kansas City	54,061
09/26	L	0-34	Oakland	54,084
10/03	L	17-21	at Pittsburgh	44,339
10/10	L	10-31	at Kansas City	50,514
10/17	L	16-20	at Denver	51,200
10/23	W	20-3	Buffalo	49,261
10/31	W	49-21	New York Jets	44,786
11/07	L	17-35	at New York Giants	62,905
11/15	W	20-17	St. Louis	46,486
11/21	L	33-34	at Oakland	54,681
11/28	L	0-31	at Cincinnati	59,580
12/05	W	30-14	Minnesota	54,505
12/12	W	45-17	Denver	44,347
12/19	L	33-49	at Houston	35,959

Team Statistics	Chargers	Opponents
TOTAL FIRST DOWNS	264	272
Rushing	86	143
Passing	147	114
Penalty	31	15
Third Down: Made/Att.	74/173	73/170
Third Down Pct.	.428	.429
Fourth Down: Made/Att.	1/1	1/1
Fourth Down Pct.	100.0	100.0
TOTAL NET YARDS	4738	4558
Avg. Per Game	338.4	325.6
Total Plays	859	859
Avg. Per Play	5.5	5.3
NET YARDS RUSHING	1604	2296
Avg. Per Game	114.6	164.0
Total Rushes	390	493
NET YARDS PASSING	3134	2262
Avg. Per Game	223.9	161.6
Sacked/Yards Lost	19/171	19/177
Gross Yards	3305	2439
Attempts/Completions	450/244	347/193
Completion Pct.	.542	.556
Had Intercepted	28	22
PUNTS/AVERAGE	55/43.5	67/43.7
NET PUNTING AVG.	40.6	39.0
PENALTIES/YARDS	81/895	84/887
FUMBLES/BALL LOST	30/15	27/10
TOUCHDOWNS	37	44
Rushing	11	25
Passing	23	15
Returns	3	4
TIME OF POSSESSION	30:00	25:43

Score by Quarters	Q1	Q2	Q3	Q4	OT	PTS.
Chargers	**40**	**94**	**73**	**104**	**0**	**311**
Opponents	62	95	94	90	0	341

Scoring	TD	RU	PA	RT	PAT	FG	S	PTS.
Partee	0	0	0	0	36/37	17/29	0	87
Garrett	7	4	3	0	0/0	0/0	0	42
Queen	7	4	3	0	0/0	0/0	0	42
Garrison	6	0	6	0	0/0	0/0	0	36
Parks	4	0	4	0	0/0	0/0	0	24
Montgomery	3	1	2	0	0/0	0/0	0	18
Gillette	2	0	2	0	0/0	0/0	0	12
Babich	1	0	0	1	0/0	0/0	0	6
Barnes	1	0	0	1	0/0	0/0	0	6
Burns	1	1	0	0	0/0	0/0	0	6
Dicus	1	0	1	0	0/0	0/0	0	6
Fletcher	1	0	0	1	0/0	0/0	0	6
Hadl	1	1	0	0	0/0	0/0	0	6
LeVias	1	0	1	0	0/0	0/0	0	6
Norman	1	0	1	0	0/0	0/0	0	6
White	0	0	0	0	0/0	0/0	1	2
Chargers	**37**	**11**	**23**	**3**	**36/37**	**17/29**	**1**	**311**
Opponents	44	25	15	4	43/43	11/24	0	341

2-Pt. Conversions: Chargers 0-0, Opponents 0-0

Sacks: Chargers 19.0, Opponents 19.0

Rushing	No.	Yds.	Avg.	Long	TD
Garrett	140	591	4.2	36	4
Queen	95	318	3.3	41	4
Montgomery	60	226	3.8	26	1
Burns	61	223	3.7	25	1
Parks	5	77	15.4	54	0
Hadl	18	75	4.2	37	1
LeVias	4	73	18.3	38	0
Ray	2	15	7.5	8	0
Partee	1	7	7.0	7	0
Norman	1	1	1.0	1	0
Domres	1	0	0.0	0	0
Garrison	1	0	0.0	0	0
Dicus	1	-2	-2.0	-2	0
Chargers	**390**	**1604**	**4.1**	**54**	**11**
Opponents	493	2296	4.7	37	25

Receiving	No.	Yds.	Avg.	Long	TD
Garrison	42	889	21.2	77t	6
Parks	41	609	14.9	56t	4
Garrett	41	283	6.9	40	3
Montgomery	28	361	12.9	39t	2
Norman	27	358	13.3	30	1
Queen	23	270	11.7	54	3
LeVias	21	265	12.6	37t	1
Gillette	10	147	14.7	25t	2
Dicus	6	89	14.8	29	1
Burns	3	22	7.3	10	0
Strozier	1	6	6.0	6	0
Tanner	1	6	6.0	6	0
Chargers	**244**	**3305**	**13.5**	**77t**	**23**
Opponents	193	2439	12.6	62t	15

Interceptions	No.	Yds.	Avg.	Long	TD
Salter	6	48	8.0	44	0
Beauchamp	4	95	23.8	52	0
Howard	4	47	11.8	29	0
Fletcher	3	63	21.0	36t	1
Barnes	2	57	28.5	36t	1
Hill	2	7	3.5	7	0
Redman	1	0	0.0	0	0
Chargers	**22**	**317**	**14.4**	**52**	**2**
Opponents	28	339	12.1	35t	4

Punting	No.	Yds.	Avg.	Net	TB	I-20	Lg.	B
Partee	55	2392	43.5	40.6	6	0	73	0
Chargers	**55**	**2392**	**43.5**	**40.6**	**6**	**0**	**73**	**0**
Opponents	67	2931	43.7	39.0	5	0	62	0

Punt Returns	Ret.	FC	Yds.	Avg.	Lg.	TD
LeVias	22	8	145	6.6	19	0
Fletcher	12	5	68	5.7	18	0
Garrett	3	0	2	0.7	4	0
Chargers	**37**	**13**	**215**	**5.8**	**19**	**0**
Opponents	20	17	40	2.0	12	0

Kickoff Returns	Ret.	Yds.	Avg.	Long	TD
LeVias	24	559	23.3	71	0
Fletcher	11	217	19.7	25	0
Salter	8	172	21.5	29	0
Burns	2	19	9.5	15	0
Rogers	1	20	20.0	20	0
Sweeney	1	13	13.0	13	0
Thomas	1	0	0.0	0	0
Wilkerson	1	0	0.0	0	0
Chargers	**49**	**1000**	**20.4**	**71**	**0**
Opponents	55	1245	22.6	63	0

Field Goals	1-19	20-29	30-39	40-49	50+
Partee	5/5	6/6	1/3	4/12	1/3
Chargers	**5/5**	**6/6**	**1/3**	**4/12**	**1/3**
Opponents	3/3	1/5	3/6	4/9	0/1

Partee (48N,48N) (37N,51N,48N) (21G) (43G) (43N,41G,20G,35G) (9G,10G) ( ) (28G) (42N,25G,45G) (14G) (51N) (33N,48N,12G,43G,22G) (43N,9G) (42B,50G,20G)

Passing	Att.	Comp.	Yds.	Comp.%	Yds./Att.	TD	TD%	Int.	Int.%	Long	Sack/Lost	Rating
Hadl	431	233	3075	54.1%	7.13	21	4.9%	25	.058	77t	16/145	68.9
Domres	12	7	97	58.3%	8.08	1	8.3%	3	.250	25t	3/26	72.6
Montgomery	6	3	80	55.5%	13.33	1	16.7%	0	.000	33	0/0	135.4
Garrett	1	1	53	100.0%	53.00	0	0.0%	0	.000	53	0/0	118.8
Chargers	**450**	**244**	**3305**	**54.2%**	**7.34**	**23**	**5.1%**	**28**	**.062**	**77t**	**19/171**	**69.0**
Opponents	347	193	2439	55.6%	7.03	15	4.3%	22	.063	62t	19/177	65.7

1970 FINAL STATISTICS

(5-6-3 Overall) Third AFC West - Charlie Waller
Home (2-3-2); Away (3-3-1)

Date	W/L	Score	Opponent	Att.
09/20	L	14-16	Baltimore	47,782
09/27	T	27-27	Oakland	42,109
10/04	L	10-37	at Los Angeles	69,564
10/12	L	20-22	Green Bay	53,064
10/18	W	20-7	at Chicago	45,278
10/25	T	31-31	Houston	41,427
11/01	W	27-10	at Cleveland	80,047
11/08	W	24-21	Denver	48,327
11/15	W	16-14	at Boston	30,597
11/22	L	17-20	at Oakland	54,594
11/29	L	14-26	at Kansas City	50,315
12/06	L	14-17	Cincinnati	41,461
12/13	T	17-17	at Denver	50,959
12/20	W	31-13	Kansas City	41,379

Team Statistics	Chargers	Opponents
TOTAL FIRST DOWNS	231	245
Rushing	83	106
Passing	119	117
Penalty	29	22
Third Down: Made/Att.	67/173	69/179
Third Down Pct.	.387	.385
Fourth Down: Made/Att.	4/9	3/5
Fourth Down Pct.	.444	.600
TOTAL NET YARDS	3953	4182
Avg. Per Game	282.4	298.7
Total Plays	839	872
Avg. Per Play	4.7	4.8
NET YARDS RUSHING	1450	1967
Avg. Per Game	103.6	140.5
Total Rushes	395	480
NET YARDS PASSING	2503	2215
Avg. Per Game	178.8	158.2
Sacked/Yards Lost	57/433	27/207
Gross Yards	2936	2422
Attempts/Completions	387/192	365/207
Completion Pct.	.496	.567
Had Intercepted	19	9
PUNTS/AVERAGE	74/42.8	64/44.1
NET PUNTING AVG.	37.5	39.5
PENALTIES/YARDS	79/852	89/998
FUMBLES/BALL LOST	19/6	21/15
TOUCHDOWNS	35	30
Rushing	9	15
Passing	24	13
Returns	2	2
TIME OF POSSESSION	17:09	38:34

Score by Quarters	Q1	Q2	Q3	Q4	OT	PTS.
Chargers	**30**	**96**	**65**	**91**	**0**	**282**
Opponents	36	111	68	63	0	278

Scoring	TD	RU	PA	RT	PAT	FG	S	PTS.
Garrison	12	0	12	0	0/0	0/0	0	72
Mercer	0	0	0	0	34/35	12/19	0	70
Frazier	8	1	6	1	0/0	0/0	0	48
Alworth	4	0	4	0	0/0	0/0	0	24
R. Smith	3	3	0	0	0/0	0/0	0	18
Garrett	2	1	1	0	0/0	0/0	0	12
Queen	2	1	1	0	0/0	0/0	0	12
Detwiler	1	0	0	1	0/0	0/0	0	6
Hadl	1	1	0	0	0/0	0/0	0	6
Hubbert	1	1	0	0	0/0	0/0	0	6
Post	1	1	0	0	0/0	0/0	0	6
J. Owens	0	0	0	0	0/0	0/0	1	2
Chargers	**35**	**9**	**24**	**2**	**34/35**	**12/19**	**1**	**282**
Opponents	30	15	13	2	29/30	23/40	0	278

2-Pt. Conversions: Chargers 0-0, Opponents 0-0

Sacks: Chargers 27.0, Opponents 57.0

Rushing	No.	Yds.	Avg.	Long	TD
Queen	77	261	3.4	19	1
Post	74	225	3.0	18	1
Garrett	46	146	3.2	22	1
Hadl	28	188	6.7	34	1
Hubbert	49	175	3.6	11	1
R. Smith	52	163	3.1	21	3
Frazier	5	120	24.0	70	1
Foster	32	84	2.6	15	0
D. Smith	14	42	3.0	15	0
Domres	14	39	2.8	7	0
Garrison	4	7	1.7	10	0
Chargers	**395**	**1450**	**3.7**	**70**	**9**
Opponents	480	1967	4.1	42	15

Receiving	No.	Yds.	Avg.	Long	TD
Garrison	44	1006	22.9	67	12
Frazier	38	497	13.1	51	6
Alworth	35	608	17.4	80t	4
Queen	20	236	11.8	65t	1
Garrett	10	127	12.7	44t	1
Post	13	113	8.7	30	0
Foster	10	92	9.2	48	0
Hubbert	7	44	6.3	11	0
R. Smith	5	44	8.8	11	0
D. Smith	4	65	16.3	42	0
Eber	2	43	21.5	31	0
Strozier	2	40	20.0	28	0
Gillette	2	21	10.5	12	0
Chargers	**192**	**2936**	**15.3**	**80t**	**24**
Opponents	207	2422	11.7	61t	13

Interceptions	No.	Yds.	Avg.	Long	TD
Barnes	3	22	7.3	15	0
Howard	2	19	9.5	19	0
Tolbert	2	19	9.5	19	0
Beauchamp	1	25	25.0	25	0
DeLong	1	5	5.0	5	0
Chargers	**9**	**90**	**10.0**	**25**	**0**
Opponents	19	235	12.4	25	0

Punting	No.	Yds.	Avg.	Net	TB	I-20	Lg.	B
Partee	65	2852	43.9	38.7	4	0	62	1
Mercer	8	283	35.4	28.6	0	0	42	0
Hadl	1	30	30.0	30.0	0	0	30	0
Chargers	**74**	**3165**	**42.8**	**37.5**	**4**	**0**	**62**	**1**
Opponents	64	2822	44.1	39.5	6	0	61	0

Punt Returns	Ret.	FC	Yds.	Avg.	Lg.	TD
Fletcher	16	2	137	8.6	17	0
R. Smith	9	8	31	3.4	13	0
Duncan	5	4	10	2.0	8	0
Detwiler	1	1	-5	-5.0	-5	0
Chargers	**31**	**15**	**173**	**5.6**	**17**	**0**
Opponents	34	20	312	9.2	79t	1

Kickoff Returns	Ret.	Yds.	Avg.	Long	TD
Duncan	19	410	21.6	41	0
Fletcher	17	382	22.5	30	0
Beauchamp	1	0	0.0	0	0
Hill	1	0	0.0	0	0
Moss	1	0	0.0	0	0
T. Owens	1	0	0.0	0	0
Queen	1	12	12.0	12	0
R. Smith	1	9	9.0	9	0
Chargers	**42**	**813**	**19.4**	**41**	**0**
Opponents	52	1153	22.2	52	0

Field Goals	1-19	20-29	30-39	40-49	50+
Mercer	3/3	1/3	5/5	3/8	0/0
Chargers	**3/3**	**1/3**	**5/5**	**3/8**	**0/0**
Opponents	10/12	6/8	4/6	1/12	2/2

Mercer (46B) (48G,39G) (30G) (47N,16G,39G) ( ) (45G) (45N,37G,12G) (38G) (45N,23N,25N) (11G) ( ) (47N) (42G) (27G)

Passing	Att.	Comp.	Yds.	Comp.%	Yds./Att.	TD	TD%	Int.	Int.%	Long	Sack/Lost	Rating
Hadl	327	162	2388	49.5%	7.30	22	6.7%	15	4.6%	67	42/327	77.1
Domres	55	28	491	50.9%	8.93	2	3.6%	4	7.3%	80t	13/93	63.5
Foster	3	1	9	33.3%	3.00	0	0.0%	0	0.0%	9	1/8	42.4
Clark	2	1	48	50.0%	24.00	0	0.0%	0	0.0%	48	0/0	95.8
Garrett	0	0	0	—	—	0	—	0	—	—	1/5	—
Chargers	**387**	**192**	**2936**	**49.6%**	**7.59**	**24**	**6.2%**	**19**	**4.9%**	**80t**	**57/433**	**75.3**
Opponents	365	207	2422	56.7%	6.64	13	3.6%	9	2.5%	61t	27/207	78.6

1969 FINAL STATISTICS

(8-6 Overall) Third AFL West - Sid Gillman (4-5); Charlie Waller (4-1)
Home (5-2); Away (3-4)

Date	W/L	Score	Opponent	Att.
09/14	L	9-27	Kansas City	47,988
09/21	L	20-34	at Cincinnati	26,243
09/28	W	34-27	New York (AFL)	54,042
10/04	W	21-14	Cincinnati	52,748
10/11	W	21-14	at Miami	34,585
10/19	W	13-10	at Boston	18,346
10/26	L	12-24	Oakland	54,008
11/02	L	0-13	at Denver	45,511
11/09	L	3-27	at Kansas City	51,104
11/16	L	16-21	at Oakland	54,372
11/23	W	45-24	Denver	34,664
11/27	W	21-17	at Houston	40,065
12/07	W	28-18	Boston	33,146
12/14	W	45-6	Buffalo	47,582

Team Statistics	Chargers	Opponents
TOTAL FIRST DOWNS	275	232
Rushing	119	71
Passing	131	148
Penalty	25	13
Third Down: Made/Att.	0/0	0/0
Third Down Pct.	.000	.000
Fourth Down: Made/Att.	0/0	0/0
Fourth Down Pct.	.000	.000
TOTAL NET YARDS	4611	4237
Avg. Per Game	329.4	302.6
Total Plays	932	824
Avg. Per Play	4.9	5.1
NET YARDS RUSHING	1985	1442
Avg. Per Game	141.8	103.0
Total Rushes	455	366
NET YARDS PASSING	2626	2795
Avg. Per Game	187.6	199.6
Sacked/Yards Lost	33/301	35/280
Gross Yards	2927	3075
Attempts/Completions	444/208	423/241
Completion Pct.	.468	.570
Had Intercepted	21	31
PUNTS/AVERAGE	71/44.6	76/40.3
NET PUNTING AVG.	38.3	36.0
PENALTIES/YARDS	63/731	71/791
FUMBLES/BALL LOST	27/13	13/6
TOUCHDOWNS	35	34
Rushing	18	11
Passing	13	22
Returns	4	1
TIME OF POSSESSION	30:00	30:00

Score by Quarters	Q1	Q2	Q3	Q4	OT	PTS.
Chargers	**57**	**92**	**71**	**68**	**0**	**288**
Opponents	45	84	75	72	0	276

Scoring	TD	RU	PA	RT	PAT	FG	S	PTS.
Partee	0	0	0	0	33/33	15/28	0	78
Garrison	7	0	7	0	0/0	0/0	0	42
Post	6	6	0	0	0/0	0/0	0	36
Alworth	4	0	4	0	0/0	0/0	0	24
Domres	4	4	0	0	0/0	0/0	0	24
Hubbert	4	4	0	0	0/0	0/0	0	24
Graham	2	0	0	2	0/0	0/0	0	12
Hadl	2	2	0	0	0/0	0/0	0	12
Smith	2	2	0	0	0/0	0/0	0	12
Briggs	1	0	0	1	0/0	0/0	0	6
Duncan	1	0	0	1	0/0	0/0	0	6
Eber	1	0	1	0	0/0	0/0	0	6
Foster	1	0	1	0	0/0	0/0	0	6
Chargers	**35**	**18**	**13**	**4**	**33/33**	**15/28**	**0**	**288**
Opponents	34	11	22	1	31/33	13/25	0	276

2-Pt. Conversions: Chargers 0-0, Opponents 1-1

Sacks: Chargers 35.0, Opponents 33.0

Rushing	No.	Yds.	Avg.	Long	TD
Post	182	873	4.8	60	6
Hubbert	94	333	3.5	24	4
Foster	64	236	3.7	24	0
Smith	51	211	4.1	16	2
Domres	19	145	7.6	22	4
Hadl	26	109	4.2	17	2
Sayers	14	53	3.8	8	0
Alworth	5	25	5.0	16	0
Chargers	**455**	**1985**	**4.4**	**60**	**18**
Opponents	366	1442	3.9	49	11

Receiving	No.	Yds.	Avg.	Long	TD
Alworth	64	1003	15.7	76t	4
Garrison	40	804	20.1	50	7
Post	24	235	9.8	46	0
Frazier	17	205	12.1	50	0
Foster	14	83	5.9	28	1
Hubbert	11	43	3.9	18	0
Queen	10	148	14.8	42	0
Smith	10	144	14.4	55	0
Eber	9	141	15.7	43	1
MacKinnon	7	82	11.7	23	0
Trapp	2	39	19.5	24	0
Chargers	**208**	**2927**	**14.1**	**76t**	**13**
Opponents	241	3075	12.8	80t	22

Interceptions	No.	Yds.	Avg.	Long	TD
Hill	7	92	13.1	27	0
Duncan	6	118	19.7	72t	1
Howard	6	50	8.3	19	0
Barnes	5	64	12.8	25	0
Graham	4	112	28.0	65t	2
Bruggers	1	5	5.0	5	0
Redman	1	3	3.0	3	0
Campbell	1	0	0.0	0	0
Chargers	**31**	**444**	**14.3**	**72t**	**3**
Opponents	21	265	12.6	43	0

Punting	No.	Yds.	Avg.	Net	TB	I-20	Lg.	B
Partee	71	3169	44.6	38.3	8	0	62	0
Chargers	**71**	**3169**	**44.6**	**38.3**	**8**	**0**	**62**	**0**
Opponents	76	3059	40.3	36.0	1	0	62	0

Punt Returns	Ret.	FC	Yds.	Avg.	Lg.	TD
Duncan	27	7	280	10.4	38	0
Graham	3	24	15	5.0	9	0
Smith	3	0	5	5.0	5	0
Trapp	0	1	0	—	—	0
Chargers	**31**	**32**	**300**	**9.7**	**38**	**0**
Opponents	30	7	291	9.7	45	0

Kickoff Returns	Ret.	Yds.	Avg.	Long	TD
Duncan	21	587	28.0	52	0
Smith	6	138	23.0	27	0
Post	4	74	18.5	27	0
Fetherston	3	0	0.0	0	0
Sayers	2	42	21.0	21	0
Briggs	1	0	0.0	0	0
Foster	1	1	1.0	1	0
Huey	1	0	0.0	0	0
Chargers	**39**	**842**	**21.6**	**52**	**0**
Opponents	53	1238	23.4	38	0

Field Goals	1-19	20-29	30-39	40-49	50+
Partee	4/4	5/8	3/9	2/6	1/1
Chargers	**4/4**	**5/8**	**3/9**	**2/6**	**1/1**
Opponents	2/3	3/4	5/7	3/8	0/3

Partee(50G)(49N,33N,29G,14G)(37N,42G,27G)(34N,27N,43B)(41B) (28N,12G, 28G) (35N,25G,46G) ( ) (39N,25G) (30N,18G,31G,14G) (33G) (25B) ( ) (48N,33G)

Passing	Att.	Comp.	Yds.	Comp.%	Yds./Att.	TD	TD%	Int.	Int.%	Long	Sack/Lost	Rating
Hadl	324	158	2253	48.8%	6.95	10	3.1%	11	3.4%	76t	18/190	67.8
Domres	112	47	631	42.0%	5.63	2	1.8%	10	8.9%	55	14/101	29.3
Foster	5	2	39	40.0%	7.80	1	20.0%	0	0.0%	30t	0/0	107.5
Post	2	1	4	50.0%	2.00	0	0.0%	0	0.0%	4	0/0	56.3
Hubbert	1	0	0	0.0%	0.00	0	0.0%	0	0.0%	0	0/0	39.6
Mikolajewski	0	0	0	—	—	0	—	0	—	0	1/10	—
Chargers	**444**	**208**	**2927**	**46.8%**	**6.59**	**13**	**2.9%**	**21**	**4.7%**	**76t**	**33/301**	**58.6**
Opponents	423	241	3075	57.0%	7.27	22	5.2%	31	7.3%	80t	35/280	66.7

1968 FINAL STATISTICS

(9-5 Overall) Third AFL West - Sid Gillman
Home (4-3); Away (5-2)

Date	W/L	Score	Opponent	Att.
09/06	W	29-13	Cincinnati	33,687
09/21	W	30-14	Houston	46,217
09/29	W	31-10	at Cincinnati	28,642
10/05	L	20-23	at New York (AFL)	63,786
10/13	W	23-14	at Oakland	53,257
10/20	W	55-24	Denver	42,953
10/27	L	20-27	at Kansas City	50,344
11/03	W	34-28	Miami	37,284
11/10	W	27-17	at Boston	19,278
11/17	W	21-6	at Buffalo	27,993
11/24	L	15-37	New York (AFL)	51,175
12/01	W	47-23	at Denver	35,312
12/08	L	3-40	Kansas City	51,174
12/15	L	27-34	Oakland	40,698

Team Statistics	Chargers	Opponents
TOTAL FIRST DOWNS	270	225
Rushing	93	90
Passing	164	118
Penalty	13	17
Third Down: Made/Att.	0/0	0/0
Third Down Pct.	.000	.000
Fourth Down: Made/Att.	0/0	0/0
Fourth Down Pct.	.000	.000
TOTAL NET YARDS	5388	4333
Avg. Per Game	384.9	309.5
Total Plays	918	893
Avg. Per Play	5.9	4.9
NET YARDS RUSHING	1765	1641
Avg. Per Game	126.1	117.2
Total Rushes	428	439
NET YARDS PASSING	3623	2692
Avg. Per Game	258.8	192.3
Sacked/Yards Lost	18/190	24/204
Gross Yards	3813	2896
Attempts/Completions	472/225	430/217
Completion Pct.	.477	.505
Had Intercepted	33	20
PUNTS/AVERAGE	56/40.7	74/42.3
NET PUNTING AVG.	34.7	37.0
PENALTIES/YARDS	72/654	63/692
FUMBLES/BALL LOST	20/12	26/15
TOUCHDOWNS	45	36
Rushing	12	13
Passing	29	20
Returns	4	3
TIME OF POSSESSION	21:26	38:34

Score by Quarters	Q1	Q2	Q3	Q4	OT	PTS.
Chargers	74	136	58	114	0	382
Opponents	59	106	78	67	0	310

Scoring	TD	RU	PA	RT	PAT	FG	S	PTS.
Partee	0	0	0	0	40/43	22/32	0	106
Alworth	10	0	10	0	0/0	0/0	0	62
Garrison	10	0	10	0	0/0	0/0	0	60
MacKinnon	6	0	6	0	0/0	0/0	0	38
Smith	4	4	0	0	0/0	0/0	0	24
Frazier	3	0	3	0	0/0	0/0	0	18
Post	3	3	0	0	0/0	0/0	0	18
Beauchamp	2	0	0	2	0/0	0/0	0	12
Hadl	2	2	0	0	0/0	0/0	0	12
Hubbert	2	2	0	0	0/0	0/0	0	12
Duncan	1	0	0	1	0/0	0/0	0	6
Dyer	1	0	0	1	0/0	0/0	0	6
Foster	1	1	0	0	0/0	0/0	0	6
Chargers	45	12	29	4	40/43	22/32	1	382
Opponents	36	13	20	3	35/35	19/31	1	310

2-Pt. Conversions: Alworth, MacKinnon, **Chargers 2-2**, Opponents 0-1

Sacks: Chargers 24.0, Opponents 18.0

Rushing	No.	Yds.	Avg.	Long	TD
Post	151	758	5.0	62t	3
Smith	88	426	4.8	37t	4
Foster	109	394	3.6	22	1
Hubbert	28	119	4.3	21	2
Allison	23	31	1.3	6	0
Alworth	3	18	6.0	10	0
Hadl	23	14	0.6	9	2
Lowe	1	9	9.0	9	0
Brittenum	2	-4	-2.0	0	0
Chargers	428	1765	4.1	62t	12
Opponents	439	1641	3.7	37	13

Receiving	No.	Yds.	Avg.	Long	TD
Alworth	68	1312	19.3	80t	10
Garrison	52	1103	21.2	84t	10
MacKinnon	33	646	19.6	62t	6
Foster	23	224	9.7	48	0
Post	18	165	9.2	23	0
Frazier	16	237	14.8	48t	3
Smith	7	71	10.1	24	0
Hubbert	5	11	2.2	10	0
Allison	2	22	11.0	12	0
Dyer	1	22	22.0	22	0
Chargers	225	3813	16.9	84t	29
Opponents	217	2896	13.3	87t	20

Interceptions	No.	Yds.	Avg.	Long	TD
Beauchamp	5	114	22.8	35t	2
Graham	5	87	17.4	42	0
Tolbert	2	42	21.0	22	0
Erlandson	2	22	11.0	16	0
Staggs	2	2	1.0	2	0
Allen	1	4	4.0	4	0
Duncan	1	4	4.0	4	0
Fetherston	1	0	0.0	0	0
Howard	1	0	0.0	0	0
Chargers	20	275	13.8	42	2
Opponents	33	534	16.2	75t	2

Punting	No.	Yds.	Avg.	Net	TB	I-20	Lg.	B
Partee	56	2281	40.7	34.7	6	0	60	0
Chargers	56	2281	40.7	34.7	6	0	60	0
Opponents	74	3132	42.3	37.0	5	0	68	0

Punt Returns	Ret.	FC	Yds.	Avg.	Lg.	TD
Duncan	18	5	206	11.4	95t	1
Graham	13	10	61	4.7	22	0
Smith	8	3	25	3.1	8	0
Allison	0	1	0	—	—	0
Chargers	39	19	292	7.9	95t	1
Opponents	21	10	220	10.5	82t	1

Kickoff Returns	Ret.	Yds.	Avg.	Long	TD
Duncan	25	586	23.4	53	0
Post	10	199	19.9	38	0
Allison	7	121	17.3	23	0
Baccaglio TM	2	0	0.0	0	0
Lincoln	2	37	18.5	27	0
Whitehead	2	81	40.5	63	0
Latzke	1	0	0.0	0	0
Smith	1	20	20.0	20	0
Speights	1	21	21.0	21	0
Chargers	51	1065	20.9	63	0
Opponents	60	1251	20.9	35	0

Field Goals	1-19	20-29	30-39	40-49	50+
Partee	4/4	8/10	6/10	4/7	0/1
Chargers	4/4	8/10	6/10	4/7	0/1
Opponents	5/5	8/9	5/10	1/7	0/0

Partee (46N,39N,42G) (35G,23G,48G) (36N,28N,21G) (50N) (47N,39N,24G, 27G,27G) (37B,18G,27G) (19G,36G) (23N,33G,23G) (32G,33G) ( ) ( ) ( ) (19G) (28G) (47N,13G,34G,40G,42G)

Passing	Att.	Comp.	Yds.	Comp.%	Yds./Att.	TD	TD%	Int.	Int.%	Long	Sack/Lost	Rating
Hadl	440	208	3473	47.3%	7.89	27	6.1%	32	7.3%	84t	10/110	64.5
Brittenum	17	9	125	52.9%	7.35	1	5.9%	1	5.9%	22	7/63	71.9
Foster	7	6	169	85.7%	24.14	0	0.0%	0	0.0%	50	0/0	118.8
Post	4	1	23	25.0%	5.75	0	0.0%	0	0.0%	23	1/17	51.0
Smith	3	0	0	0.0%	0.00	0	0.0%	0	0.0%	0	0/0	39.6
Allison	1	1	23	100.0%	23.00	1	100.0%	0	0.0%	23t	0/0	158.3
Chargers	472	225	3813	47.7%	8.08	29	6.1%	33	7.0%	84t	18/190	66.8
Opponents	430	217	2896	50.5%	6.73	20	4.7%	20	4.7%	87t	24/204	68.3

1967 FINAL STATISTICS

(8-5-1 Overall) Third AFL West - Sid Gillman
Home (5-2-1); Away (3-3)

Date	W/L	Score	Opponent	Att.
09/09	W	28-14	Boston	39,337
09/24	W	13-3	Houston	36,032
10/01	W	37-17	at Buffalo	39,310
10/08	T	31-31	Boston	23,620
10/15	W	45-31	Kansas City	45,355
10/22	W	38-21	at Denver	34,465
10/29	L	10-51	at Oakland	53,474
11/12	W	24-0	Miami	34,761
11/19	W	17-16	at Kansas City	46,738
11/23	W	24-20	Denver	34,586
12/03	L	21-41	Oakland	52,661
12/10	L	24-41	at Miami	23,007
12/16	L	17-24	at Houston	19,870
12/24	L	31-42	New York (AFL)	34,580

Team Statistics	Chargers	Opponents
TOTAL FIRST DOWNS	259	251
Rushing	88	88
Passing	150	148
Penalty	21	15
Third Down: Made/Att.	0/0	0/0
Third Down Pct.	.000	.000
Fourth Down: Made/Att.	0/0	0/0
Fourth Down Pct.	.000	.000
TOTAL NET YARDS	5125	4705
Avg. Per Game	366.1	336.1
Total Plays	891	936
Avg. Per Play	5.8	5.0
NET YARDS RUSHING	1715	1553
Avg. Per Game	122.5	110.9
Total Rushes	417	441
NET YARDS PASSING	3410	3152
Avg. Per Game	243.6	225.1
Sacked/Yards Lost	11/107	31/303
Gross Yards	3517	3455
Attempts/Completions	463/230	464/230
Completion Pct.	.497	.496
Had Intercepted	24	13
PUNTS/AVERAGE	63/37.5	72/45.2
NET PUNTING AVG.	33.6	36.8
PENALTIES/YARDS	72/817	61/666
FUMBLES/BALL LOST	18/10	22/10
TOUCHDOWNS	45	44
Rushing	14	17
Passing	26	26
Returns	5	1
TIME OF POSSESSION	25:43	34:17

Score by Quarters	Q1	Q2	Q3	Q4	OT	PTS.
Chargers	76	116	58	110	0	360
Opponents	87	99	93	73	0	352

Scoring	TD	RU	PA	RT	PAT	FG	S	PTS.
Van Raaphorst	0	0	0	0	45/45	15/30	0	90
Frazier	10	0	10	0	0/0	0/0	0	60
Alworth	9	0	9	0	0/0	0/0	0	54
Post	8	7	1	0	0/0	0/0	0	48
Hubbert	4	2	2	0	0/0	0/0	0	24
Duncan	3	0	0	3	0/0	0/0	0	18
Hadl	3	3	0	0	0/0	0/0	0	18
Garrison	2	0	2	0	0/0	0/0	0	12
MacKinnon	2	0	2	0	0/0	0/0	0	12
Appleton	1	0	0	1	0/0	0/0	0	6
Graham	1	0	0	1	0/0	0/0	0	6
Lowe	1	1	0	0	0/0	0/0	0	6
Smith	1	1	0	0	0/0	0/0	0	6
Chargers	**45**	**14**	**26**	**5**	**45/45**	**15/30**	**0**	**360**
Opponents	44	17	26	1	44/44	14/27	1	352

2-Pt. Conversions: Chargers 0-0, Opponents 0-0

Sacks: Chargers 31.0, Opponents 11.0

Rushing	No.	Yds.	Avg.	Long	TD
Post	161	663	4.1	67t	6
Hubbert	116	643	5.5	80t	2
Smith	22	115	5.2	16	1
Hadl	37	107	2.9	26	3
Foster	28	78	2.1	13	0
Lowe	28	71	2.5	21	1
Allison	10	34	3.4	26	0
Stephenson	2	11	5.5	7	0
Alworth	1	5	5.0	5	0
Garrison	1	1	1.0	1	0
Redman	1	-13	-13.0	-13	0
Chargers	**417**	**1715**	**4.1**	**80t**	**14**
Opponents	441	1553	3.5	52	17

Receiving	No.	Yds.	Avg.	Long	TD
Frazier	57	922	16.2	72t	10
Alworth	52	1010	19.4	71t	9
Garrison	44	772	17.5	62	2
Post	32	278	8.7	66t	1
Hubbert	19	214	11.3	49	2
Foster	9	46	5.1	11	0
MacKinnon	7	176	25.1	71	2
Newell	7	68	9.7	14	0
Lowe	2	25	12.5	13	0
Smith	1	6	6.0	6	0
Chargers	**230**	**3517**	**15.3**	**72t**	**26**
Opponents	230	3455	15.0	75t	26

Interceptions	No.	Yds.	Avg.	Long	TD
Beauchamp	3	44	14.7	28	0
Duncan	2	100	50.0	100t	1
Graham	2	76	38.0	68t	1
Redman	2	26	13.0	23	0
Allen	2	2	1.0	2	0
Erickson	1	17	17.0	17	0
Tolbert	1	9	9.0	9	0
Chargers	**13**	**274**	**21.1**	**100t**	**2**
Opponents	24	329	13.7	40t	1

Punting	No.	Yds.	Avg.	Net	TB	I-20	Lg.	B
Redman	58	2147	37.0	32.9	1	0	56	0
Cordill	3	145	48.3	46.0	0	0	52	0
Hadl	2	70	35.0	35.0	0	0	46	0
Chargers	**63**	**2362**	**37.5**	**33.6**	**1**	**0**	**56**	**0**
Opponents	72	3252	45.2	36.8	6	0	72	0

Punt Returns	Ret.	FC	Yds.	Avg.	Lg.	TD
Duncan	36	6	434	12.1	50	0
Graham	3	4	46	15.3	42	0
Smith	0	2	0	—	—	0
Chargers	**39**	**12**	**480**	**12.3**	**50**	**0**
Opponents	21	19	224	10.7	78	0

Kickoff Returns	Ret.	Yds.	Avg.	Long	TD
Tolbert	18	441	24.5	45	0
Post	15	371	24.7	50	0
Duncan	9	231	25.7	60	0
Lowe	8	145	18.1	29	0
Smith	3	51	17.0	19	0
Erickson	1	0	0.0	0	0
Chargers	**54**	**1239**	**22.9**	**60**	**0**
Opponents	63	1506	23.9	82	0

Field Goals	1-19	20-29	30-39	40-49	50+
Van Raaphorst	5/8	3/5	4/5	3/11	0/1
Chargers	**5/8**	**3/5**	**4/5**	**3/11**	**0/1**
Opponents	5/7	4/6	3/8	2/4	0/2

Van Raaphorst (42N,50N,45N) (14G,42G,38N) (32G,30G,13B,25G) (32G,49N) (15G,43B,17B,13B) (41N,30G) (49N,29N,40G) (46N,42G) (12G) (24G,45N,22B) ( ) (23G) (18G) (13G)

Passing	Att.	Comp.	Yds.	Comp.%	Yds./Att.	TD	TD%	Int.	Int.%	Long	Sack/Lost	Rating
Hadl	427	217	3365	50.8%	7.88	24	5.6%	22	5.2%	72t	9/91	74.5
Stephenson	26	11	117	42.3%	4.50	2	7.7%	2	7.7%	21	1/7	49.7
Post	6	1	9	16.7%	1.50	0	0.0%	0	0.0%	9	1/9	39.6
Alworth	1	0	0	0.0%	0.00	0	0.0%	0	0.0%	0	0/0	39.6
Foster	1	0	0	0.0%	0.00	0	0.0%	0	0.0%	0	0/0	39.6
Lowe	1	1	26	100.0%	26.00	0	0.0%	0	0.0%	26	0/0	118.8
Whitehead	1	0	0	0.0%	0.00	0	0.0%	0	0.0%	0	0/0	39.6
Chargers	**463**	**230**	**3517**	**49.7%**	**7.60**	**26**	**5.6%**	**24**	**5.2%**	**72t**	**11/107**	**72.3**
Opponents	464	230	3455	49.6%	7.45	26	5.6%	13	2.8%	75t	31/303	81.4

1966 FINAL STATISTICS

(7-6-1 Overall) Third AFL West - Sid Gillman
Home (5-2); Away (2-4-1)

Date	W/L	Score	Opponent	Att.
09/04	W	24-7	Buffalo	27,572
09/10	W	24-0	Boston	29,539
09/25	W	29-20	at Oakland	37,183
10/02	W	44-10	Miami	26,444
10/08	L	16-17	at New York (AFL)	63,497
10/16	T	17-17	at Buffalo	45,169
10/23	L	17-35	at Boston	32,371
10/30	W	24-17	Denver	25,819
11/06	L	14-24	at Kansas City	40,986
11/13	L	19-41	Oakland	26,230
11/27	L	17-20	at Denver	24,860
12/04	W	28-22	at Houston	17,569
12/11	W	42-27	New York (AFL)	25,712
12/18	L	17-27	Kansas City	28,548

Team Statistics	Chargers	Opponents
TOTAL FIRST DOWNS	230	260
Rushing	77	127
Passing	137	116
Penalty	16	17
Third Down: Made/Att.	0/0	0/0
Third Down Pct.	.000	.000
Fourth Down: Made/Att.	0/0	0/0
Fourth Down Pct.	.000	.000
TOTAL NET YARDS	4553	4558
Avg. Per Game	325.2	325.6
Total Plays	827	905
Avg. Per Play	5.5	5.0
NET YARDS RUSHING	1537	2403
Avg. Per Game	109.8	171.6
Total Rushes	361	497
NET YARDS PASSING	3016	2155
Avg. Per Game	215.4	153.9
Sacked/Yards Lost	32/331	26/231
Gross Yards	3347	2386
Attempts/Completions	434/224	382/170
Completion Pct.	.516	.445
Had Intercepted	15	27
PUNTS/AVERAGE	66/37.0	52/43.0
NET PUNTING AVG.	34.5	35.3
PENALTIES/YARDS	68/667	60/527
FUMBLES/BALL LOST	17/7	17/8
TOUCHDOWNS	41	33
Rushing	9	19
Passing	29	13
Returns	3	1
TIME OF POSSESSION	30:00	30:00

Score by Quarters	Q1	Q2	Q3	Q4	OT	PTS.
Chargers	**57**	**97**	**64**	**117**	**0**	**335**
Opponents	60	91	50	83	0	284

Scoring	TD	RU	PA	RT	PAT	FG	S	PTS.
Van Raaphorst	0	0	0	0	39/40	16/31	0	87
Alworth	13	0	13	0	0/0	0/0	0	78
MacKinnon	6	0	6	0	0/0	0/0	0	36
Garrison	4	0	4	0	0/0	0/0	0	24
Foster	3	1	2	0	0/0	0/0	0	18
Lincoln	3	1	2	0	0/0	0/0	0	18
Lowe	3	3	0	0	0/0	0/0	0	18
Allison	2	2	0	0	0/0	0/0	0	12
Frazier	2	0	2	0	0/0	0/0	0	12
Hadl	2	2	0	0	0/0	0/0	0	12
Duncan	1	0	0	1	0/0	0/0	0	6
Graham	1	0	0	1	0/0	0/0	0	6
Redman	1	0	0	1	0/0	0/0	0	6
Chargers	**41**	**9**	**29**	**3**	**39/40**	**16/31**	**1**	**335**
Opponents	33	19	13	1	31/32	17/31	1	284

2-Pt. Conversions: Chargers 0-0, Opponents 1-1

Sacks: Chargers 26.0, Opponents 32.0

Rushing	No.	Yds.	Avg.	Long	TD
Lowe	146	643	4.4	57	3
Foster	81	352	4.3	37	1
Lincoln	58	214	3.7	23	1
Allison	31	213	6.9	61t	2
Hadl	38	95	2.5	21	2
Redman	2	14	7.0	32	0
Alworth	3	10	3.3	4	0
Tensi	1	-1	-1.0	-1	0
Garrison	1	-3	-3.0	-3	0
Chargers	**361**	**1537**	**4.3**	**61t**	**9**
Opponents	497	2403	4.8	64	19

Receiving	No.	Yds.	Avg.	Long	TD
Alworth	73	1383	18.9	78t	13
Garrison	46	642	14.0	36	4
MacKinnon	26	477	18.3	46	6
Foster	26	260	10.0	63t	2
Lincoln	14	264	18.9	67t	2
Allison	12	99	8.3	20	0
Lowe	12	41	3.4	11	0
Frazier	9	144	16.0	30t	2
Norton	4	50	12.5	18	0
Hadl	2	-13	-6.5	4	0
Chargers	**224**	**3347**	**14.9**	**78t**	**29**
Opponents	170	2386	14.0	68	13

Interceptions	No.	Yds.	Avg.	Long	TD
Duncan	7	67	9.6	31	0
Graham	5	70	14.0	32t	1
Farr	3	68	22.7	35	0
Matsos	1	6	6.0	6	0
Whitehead	2	89	44.5	61	0
Beauchamp	2	24	12.0	21	0
Redman	2	7	3.5	7	0
Milks	1	13	13.0	13	0
Allen	1	8	8.0	8	0
Degen	1	7	7.0	7	0
Kindig	1	0	0.0	0	0
Tolbert	1	0	0.0	0	0
Chargers	**27**	**359**	**13.3**	**61**	**1**
Opponents	15	278	18.5	41	0

Punting	No.	Yds.	Avg.	Net	TB	I-20	Lg.	B
Redman	66	2442	37.0	34.5	4	0	55	0
Chargers	**66**	**2442**	**37.0**	**34.5**	**4**	**0**	**55**	**0**
Opponents	52	2235	43.0	35.3	7	0	60	0

Punt Returns	Ret.	FC	Yds.	Avg.	Lg.	TD
Duncan	18	4	238	13.2	81t	1
Graham	2	4	15	7.5	12	0
Plump	1	0	4	4.0	4	0
Chargers	**21**	**8**	**257**	**12.2**	**81t**	**1**
Opponents	16	16	84	5.3	33	0

Kickoff Returns	Ret.	Yds.	Avg.	Long	TD
Duncan	25	642	25.7	50	0
Plump	15	345	23.0	35	0
Lowe	7	167	23.9	54	0
Beauchamp	4	64	16.0	25	0
Farr	2	54	27.0	35	0
Gruneisen	1	0	0.0	0	0
Whitmyer	1	10	10.0	10	0
Chargers	**55**	**1282**	**23.3**	**54**	**0**
Opponents	66	1387	21.0	53	0

Field Goals	1-19	20-29	30-39	40-49	50+
Van Raaphorst	7/8	3/8	4/7	2/7	0/1
Chargers	**7/8**	**3/8**	**4/7**	**2/7**	**0/1**
Opponents	3/3	5/8	5/7	2/10	2/3

Van Raaphorst (30G,10G) (10G,40N) (13G,20G) (9G) (14G,17G,42G,50N,40N,30N,21N) (31G,42N) (25N,43G) (31N,26G) ( ) (38G,45N,39G,19B) (21N,10G,22N) (33N) (45N) (26G,26N)

Passing	Att.	Comp.	Yds.	Comp.%	Yds./Att.	TD	TD%	Int.	Int.%	Long	Sack/Lost	Rating
Hadl	375	200	2846	53.3%	7.59	23	6.1%	14	3.7%	78t	0/0	83.0
Tensi	52	21	405	40.4%	7.79	5	9.6%	1	1.9%	63t	0/0	92.2
Lincoln	4	2	71	50.0%	17.75	1	25.0%	0	0.0%	36t	0/0	135.4
Lowe	3	1	25	33.3%	8.33	0	0.0%	0	0.0%	25	0/0	64.6
Chargers	**434**	**224**	**3347**	**51.6%**	**7.71**	**29**	**6.7%**	**15**	**3.5%**	**78t**	**32/331**	**85.1**
Opponents	382	170	2386	44.5%	6.25	13	3.4%	27	7.1%	68	26/231	47.1

1965 FINAL STATISTICS

(9-2-3 Overall) First AFL West - Sid Gillman
Home (4-1-2); Away (5-1-1); Postseason (0-1)

Date	W/L	Score	Opponent	Att.
09/11	W	34-31	Denver	27,022
09/19	W	17-6	at Oakland	21,406
09/26	T	10-10	Kansas City	28,126
10/03	W	31-14	Houston	28,190
10/10	W	34-3	at Buffalo	45,260
10/17	T	13-13	at Boston	20,924
10/23	W	34-9	at New York (AFL)	60,679
10/31	L	6-22	Boston	33,366
11/07	W	35-21	at Denver	33,073
11/14	L	7-31	at Kansas City	21,968
11/25	T	20-20	Buffalo	27,473
12/04	W	38-7	New York (AFL)	32,169
12/12	W	37-26	at Houston	24,120
12/19	W	24-14	Oakland	26,056
AFL Championship Game				
12/26	L	0-23	Buffalo	30,361

Team Statistics	Chargers	Opponents
TOTAL FIRST DOWNS	268	188
Rushing	127	54
Passing	127	117
Penalty	14	17
Third Down: Made/Att.	0/0	0/0
Third Down Pct.	.000	.000
Fourth Down: Made/Att.	0/0	0/0
Fourth Down Pct.	.000	.000
TOTAL NET YARDS	5156	3268
Avg. Per Game	368.3	233.4
Total Plays	908	815
Avg. Per Play	5.7	4.0
NET YARDS RUSHING	2083	1094
Avg. Per Game	148.8	78.1
Total Rushes	482	306
NET YARDS PASSING	3103	2174
Avg. Per Game	221.6	155.3
Sacked/Yards Lost	27/276	38/312
Gross Yards	3379	2486
Attempts/Completions	401/203	471/207
Completion Pct.	.506	.439
Had Intercepted	26	28
PUNTS/AVERAGE	70/40.0	80/43.2
NET PUNTING AVG.	35.7	36.9
PENALTIES/YARDS	84/929	62/665
FUMBLES/BALL LOST	20/12	18/10
TOUCHDOWNS	41	25
Rushing	12	7
Passing	23	17
Returns	6	1
TIME OF POSSESSION	30:00	30:00

Score by Quarters	Q1	Q2	Q3	Q4	OT	PTS.
Chargers	**20**	**136**	**76**	**108**	**0**	**340**
Opponents	55	57	44	71	0	227

Scoring	TD	RU	PA	RT	PAT	FG	S	PTS.
Travenio	0	0	0	0	40/40	18/31	0	94
Alworth	14	0	14	0	0/0	0/0	0	84
Lowe	8	6	1	1	0/0	0/0	0	48
Lincoln	7	3	4	0	0/0	0/0	0	42
Duncan	2	0	0	2	0/0	0/0	0	12
Foster	2	2	0	0	0/0	0/0	0	12
Kocourek	2	0	2	0	0/0	0/0	0	12
Norton	2	0	2	0	0/0	0/0	0	12
Faison	1	0	0	1	0/0	0/0	0	6
Graham	1	0	0	1	0/0	0/0	0	6
Hadl	1	1	0	0	0/0	0/0	0	6
Whitehead	1	0	0	1	0/0	0/0	0	6
Chargers	**41**	**12**	**23**	**6**	**40/40**	**18/31**	**0**	**340**
Opponents	25	7	17	1	25/25	16/34	2	227

2-Pt. Conversions: Chargers 0-1, Opponents 0-0

Sacks: Chargers 38.0, Opponents 27.0

Rushing	No.	Yds.	Avg.	Long	TD
Lowe	222	1121	5.0	59t	6
Foster	121	469	3.9	22	2
Lincoln	74	302	4.1	24	3
Allison	28	98	3.5	17	0
Hadl	28	91	3.3	23	1
MacKinnon	3	17	5.7	9	0
Sweeney	0	8	—	8	0
Breaux	1	-1	-1.0	-1	0
Norton	1	-5	-5.0	-5	0
Shea	1	-5	-5.0	-5	0
Alworth	3	-12	-4.0	-1	0
Chargers	**482**	**2083**	**4.3**	**59t**	**12**
Opponents	306	1094	3.6	59	7

Receiving	No.	Yds.	Avg.	Long	TD
Alworth	69	1602	23.2	85t	14
Norton	34	485	14.3	61	2
Kocourek	28	363	13.0	29	2
Lincoln	23	376	16.3	66t	4
Lowe	17	126	7.4	45t	1
Foster	17	199	11.7	23	0
Allison	8	109	13.6	44	0
MacKinnon	6	106	17.7	38	0
Taylor	1	13	13.0	13	0
Chargers	**203**	**3379**	**16.6**	**85t**	**23**
Opponents	207	2472	11.9	73t	17

Interceptions	No.	Yds.	Avg.	Long	TD
Whitehead	7	127	18.1	35t	1
Graham	5	108	21.6	51t	1
Warren	5	43	8.6	26	0
Duncan	4	30	7.5	26	0
Degen	2	6	3.0	6	0
Westmoreland	1	28	28.0	28	0
Faison	1	24	24.0	24t	1
Redman	1	11	11.0	11	0
Allen	1	0	0.0	0	0
D. Harris	1	0	0.0	0	0
Chargers	**28**	**377**	**13.5**	**51t**	**3**
Opponents	26	451	17.3	65t	1

Punting	No.	Yds.	Avg.	Net	TB	I-20	Lg.	B
Hadl	38	1544	40.6	33.9	3	0	65	0
Redman	29	1145	39.5	37.9	0	0	59	0
Allison	2	72	36.0	36.0	0	0	39	0
Whitehead	1	40	40.0	40.0	0	0	40	0
Chargers	**70**	**2801**	**40.0**	**35.7**	**3**	**0**	**65**	**0**
Opponents	80	3452	43.2	36.9	0	0	70	1

Punt Returns	Ret.	FC	Yds.	Avg.	Lg.	TD
Duncan	30	0	464	15.5	66t	2
Graham	5	0	36	7.2	12	0
D. Harris	3	0	8	2.7	7	0
Chargers	**38**	**0**	**508**	**13.4**	**66t**	**2**
Opponents	27	0	242	9.0	30	0

Kickoff Returns	Ret.	Yds.	Avg.	Long	TD
Duncan	26	612	23.5	39	0
Farr	7	123	17.6	24	0
Foster	5	108	21.6	36	0
Allison	4	80	20.0	24	0
Carson	3	44	14.7	21	0
Lincoln	2	46	23.0	27	0
D. Harris	1	15	15.0	15	0
Kirner	1	0	0.0	0	0
MacKinnon	1	0	0.0	0	0
Chargers	**50**	**1028**	**20.6**	**39**	**0**
Opponents	64	1418	22.2	69	0

Field Goals	1-19	20-29	30-39	40-49	50+
Travenio	10/12	4/6	3/5	1/7	0/1
Chargers	**10/12**	**4/6**	**3/5**	**1/7**	**0/1**
Opponents	3/7	5/6	5/10	3/4	0/7

Travenio (32G,25G,43N) (0N,29G) (41N,19G) (13G,27N) (22B,15G,19G) (40G,42N,10G,41N) (20G,41N,19G) (49N,42N) (37B) () (37N,9G,14G) (26G) (32G,12G,32G) (50N,15G)

Passing	Att.	Comp.	Yds.	Comp.%	Yds./Att.	TD	TD%	Int.	Int.%	Long	Sack/Lost	Rating
Hadl	348	174	2798	50.0%	8.04	20	5.7%	21	6.0%	85t	0/0	71.3
Breaux	43	22	404	51.2%	9.40	2	4.7%	4	9.3%	66t	0/0	60.6
Lowe	4	3	81	75.0%	20.10	0	0.0%	0	0.0%	42	0/0	116.7
Foster	3	2	31	66.7%	10.33	0	0.0%	0	0.0%	21	0/0	100.7
Lincoln	3	2	65	66.7%	21.67	1	33.3%	1	33.3%	34t	0/0	109.7
Chargers	**401**	**203**	**3379**	**50.6%**	**8.43**	**23**	**5.7%**	**26**	**6.5%**	**85t**	**27/276**	**71.5**
Opponents	471	207	2486	43.9%	5.28	17	3.6%	28	5.9%	73t	38/312	48.0

1964 FINAL STATISTICS

(8-5-1 Overall) First AFL West - Sid Gillman
Home (4-3); Away (4-2-1); Postseason (0-1)

Date	W/L	Score	Opponent	Att.
09/12	W	27-21	Houston	22,632
09/20	L	28-33	Boston	20,568
09/26	L	3-30	at Buffalo	40,167
10/03	T	17-17	at New York (AFL)	47,746
10/09	W	26-17	at Boston	35,095
10/18	W	42-14	Denver	23,332
10/25	W	20-17	at Houston	21,671
11/01	W	31-17	Oakland	25,557
11/08	W	31-20	at Denver	19,670
11/15	W	28-14	at Kansas City	19,792
11/26	L	24-27	Buffalo	31,860
12/06	W	38-3	New York (AFL)	25,753
12/13	L	6-49	Kansas City	26,562
12/20	L	20-21	at Oakland	20,124
AFL Championship Game				
12/26	L	7-20	at Buffalo	40,242

Team Statistics	Chargers	Opponents
TOTAL FIRST DOWNS	250	244
Rushing	85	78
Passing	153	146
Penalty	12	20
Third Down: Made/Att.	0/0	0/0
Third Down Pct.	.000	.000
Fourth Down: Made/Att.	0/0	0/0
Fourth Down Pct.	.000	.000
TOTAL NET YARDS	4706	4040
Avg. Per Game	336.1	288.6
Total Plays	857	921
Avg. Per Play	5.5	4.4
NET YARDS RUSHING	1564	1522
Avg. Per Game	111.7	108.7
Total Rushes	390	399
NET YARDS PASSING	3142	2518
Avg. Per Game	224.4	179.9
Sacked/Yards Lost	22/221	38/408
Gross Yards	3363	2926
Attempts/Completions	445/224	484/240
Completion Pct.	.503	.496
Had Intercepted	30	30
PUNTS/AVERAGE	63/39.3	62/43.0
NET PUNTING AVG.	31.1	37.1
PENALTIES/YARDS	88/709	55/528
FUMBLES/BALL LOST	30/15	32/14
TOUCHDOWNS	44	36
Rushing	14	10
Passing	28	22
Returns	2	4
TIME OF POSSESSION	30:00	30:00

Score by Quarters	Q1	Q2	Q3	Q4	OT	PTS.
Chargers	61	116	81	83	0	341
Opponents	48	98	52	102	0	300

Scoring	TD	RU	PA	RT	PAT	FG	S	PTS.
Alworth	15	2	13	0	0/0	0/0	0	90
Lincoln	6	4	2	0	16/17	5/12	0	67
Norton	6	0	6	0	0/0	0/0	0	36
Kocourek	5	0	5	0	0/0	0/0	0	30
Lowe	5	3	2	0	0/0	0/0	0	30
Travenio	0	0	0	0	10/12	2/5	0	16
Agajanian	0	0	0	0	8/8	2/4	0	14
Blair	0	0	0	0	5/6	3/5	0	14
McDougall	2	2	0	0	0/0	0/0	0	14
MacKinnon	2	2	0	0	0/0	0/0	0	12
Faison	1	0	0	1	0/0	0/0	0	6
Hadl	1	1	0	0	0/0	0/0	0	6
Schmidt	1	0	0	1	0/0	0/0	0	6
Chargers	**44**	**14**	**28**	**2**	**39/43**	**12/26**	**0**	**341**
Opponents	36	10	22	4	32/33	14/31	2	300

2-Pt. Conversions: McDougall, **Chargers 1-1**, Opponents 3-3

Sacks: Chargers 38.0, Opponents 22.0

Rushing	No.	Yds.	Avg.	Long	TD
Lincoln	155	632	4.1	25	4
Lowe	130	496	3.8	50t	3
MacKinnon	24	124	5.2	48	2
Kinderman	24	111	4.6	22	0
McDougall	23	73	3.2	24	2
Hadl	20	70	3.5	20	1
Alworth	3	60	20.0	35t	2
Robinson	1	10	10.0	10	0
Rote	10	-12	-1.2	9	0
Chargers	**390**	**1564**	**4.0**	**50t**	**14**
Opponents	399	1522	3.8	38	10

Receiving	No.	Yds.	Avg.	Long	TD
Alworth	61	1235	20.2	82t	13
Norton	49	669	13.7	58	6
Lincoln	34	302	8.9	37	2
Kocourek	33	593	18.0	49	5
Lowe	14	182	13.0	41t	2
MacKinnon	10	177	17.7	37	0
Robinson	10	93	9.3	21	0
McDougall	8	106	13.3	24	0
Kinderman	3	21	7.0	18	0
Whitehead	1	-4	-4.0	-4	0
Rote	1	-11	-11.0	-11	0
Chargers	**224**	**3363**	**15.0**	**82t**	**28**
Opponents	240	2926	12.2	68t	22

Interceptions	No.	Yds.	Avg.	Long	TD
Westmoreland	6	51	8.5	38	0
Allen	4	75	18.8	33	0
Graham	4	24	6.0	9	0
D. Harris	3	82	27.3	44	0
Whitehead	3	43	14.3	33	0
McNeil	2	30	15.0	17	0
Warren	2	28	14.0	28	0
Schmidt	1	58	58.0	58t	1
Faison	1	42	42.0	42t	1
R. Carpenter	1	29	29.0	29	0
Buncom	1	11	11.0	11	0
Petrich	1	11	11.0	11	0
Duncan	1	3	3.0	3	0
Chargers	**30**	**487**	**16.2**	**58t**	**2**
Opponents	30	378	12.6	75t	1

Punting	No.	Yds.	Avg.	Net	TB	I-20	Lg.	B
Hadl	62	2447	39.5	31.1	5	0	71	0
Whithead	1	30	30.0	30.0	0	0	30	0
Chargers	**63**	**2477**	**39.3**	**31.1**	**5**	**0**	**71**	**0**
Opponents	62	2663	43.0	37.1	4	0	61	0

Punt Returns	Ret.	FC	Yds.	Avg.	Lg.	TD
Alworth	18	0	189	10.5	43	0
Robinson	7	0	41	5.9	24	0
Duncan	4	0	19	4.8	9	0
Graham	2	0	24	12.0	17	0
Westmoreland	2	0	10	5.0	6	0
Warren	1	0	0	0.0	0	0
Chargers	**34**	**8**	**283**	**8.3**	**43**	**0**
Opponents	32	10	416	13.0	58	1

Kickoff Returns	Ret.	Yds.	Avg.	Long	TD
Westmoreland	18	360	20.0	43	0
Warren	13	353	27.2	54	0
Duncan	9	318	35.3	91	0
Graham	7	172	24.6	34	0
Robinson	3	70	23.3	26	0
R. Carpenter	1	15	15.0	15	0
Norton	1	0	0.0	0	0
Wright	1	0	0.0	0	0
Chargers	**53**	**1288**	**24.3**	**91**	**0**
Opponents	66	1564	23.7	46	0

Field Goals	1-19	20-29	30-39	40-49	50+
Lincoln	2/4	1/3	1/3	1/4	0/0
Blair	2/2	0/1	1/2	0/0	0/0
Travenio	2/2	0/1	0/0	0/1	0/1
Agajanian	1/1	0/0	1/1	0/2	0/0
Chargers	**7/9**	**1/5**	**3/4**	**1/7**	**0/1**
Opponents	1/1	2/9	8/10	3/9	0/2

Lincoln ( ) ( ) ( ) (47G,27B,40B) ( ) ( ) (43B) ( ) ( ) (16B) (27G) (19G,16N) ( ) (24N,40N,17G,33G)
Blair (31N) (26N,30G,12G) (12G) ( ) ( ) ( ) ( ) ( ) ( ) ( ) ( ) ( ) ( ) ( ) ( )
Travenio ( ) ( ) ( ) ( ) (52N,16G,17G) ( ) ( ) (42N,21N) ( ) ( ) ( ) ( ) ( ) ( ) ( ) ( )
Agajanian ( ) ( ) ( ) ( ) ( ) ( ) ( ) ( ) (40B,47N,32G) (15G) ( ) ( ) ( ) ( ) ( ) ( )

Passing	Att.	Comp.	Yds.	Comp.%	Yds./Att.	TD	TD%	Int.	Int.%	Long	Sack/Lost	Rating
Hadl	274	147	2157	53.6%	7.87	18	6.6%	15	5.5%	76t	11/124	78.7
Rote	163	74	1156	45.4%	7.09	9	5.5%	15	9.2%	82t	11/97	49.5
Lincoln	4	2	61	50.0%	15.25	1	25.0%	0	0.0%	53t	0/0	135.4
Lowe	2	0	0	0.0%	0.00	0	0.0%	0	0.0%	0	0/0	39.6
Alworth	1	1	-11	100.0%	-11.00	0	0.0%	0	0.0%	-11	0/0	79.2
Kinderman	1	0	0	0.0%	0.00	0	0.0%	0	0.0%	0	0/0	39.6
Chargers	**445**	**224**	**3363**	**50.3%**	**7.56**	**28**	**6.3%**	**30**	**6.7%**	**82t**	**22/221**	**68.4**
Opponents	484	240	2926	49.6%	6.05	22	4.5%	30	6.2%	68t	38/408	57.9

1963 FINAL STATISTICS

(11-3 Overall) First AFL West - Sid Gillman
Home (6-1); Away (5-2); Postseason (1-0)

Date	W/L	Score	Opponent	Att.
09/08	W	14-10	Buffalo	22,344
09/14	W	17-13	Boston	26,097
09/29	W	24-10	Kansas City	22,654
10/06	L	34-50	at Denver	18,428
10/13	W	24-20	New York (AFL)	27,189
10/20	W	38-17	at Kansas City	30,107
10/27	L	33-34	Oakland	30,182
11/02	W	53-7	at New York (AFL)	18,336
11/10	W	7-6	at Boston	28,402
11/17	W	23-13	at Buffalo	38,592
12/01	W	27-0	Houston	31,713
12/08	L	27-41	at Oakland	20,249
12/15	W	20-14	at Houston	18,540
12/22	W	58-20	Denver	31,312
AFL Championship Game				
01/05	W	51-10	Boston	30,127

Team Statistics	Chargers	Opponents
TOTAL FIRST DOWNS	252	241
Rushing	112	85
Passing	124	135
Penalty	16	21
Third Down: Made/Att.	0/0	0/0
Third Down Pct.	.000	.000
Fourth Down: Made/Att.	0/0	0/0
Fourth Down Pct.	.000	.000
TOTAL NET YARDS	5153	4161
Avg. Per Game	368.1	297.2
Total Plays	773	881
Avg. Per Play	6.7	4.7
NET YARDS RUSHING	2203	1468
Avg. Per Game	157.4	104.9
Total Rushes	396	378
NET YARDS PASSING	2950	2693
Avg. Per Game	210.7	192.4
Sacked/Yards Lost	20/188	31/283
Gross Yards	3138	2976
Attempts/Completions	357/202	472/231
Completion Pct.	.566	.489
Had Intercepted	24	29
PUNTS/AVERAGE	60/38.6	50/43.7
NET PUNTING AVG.	35.2	38.5
PENALTIES/YARDS	77/773	69/771
FUMBLES/BALL LOST	16/12	22/17
TOUCHDOWNS	50	28
Rushing	20	10
Passing	28	17
Returns	2	1
TIME OF POSSESSION	30:00	30:00

Score by Quarters	Q1	Q2	Q3	Q4	OT	PTS.
Chargers	**81**	**128**	**85**	**105**	**0**	**399**
Opponents	37	68	44	106	0	255

Scoring	TD	RU	PA	RT	PAT	FG	S	PTS.
Blair	0	0	0	0	44/47	17/28	0	95
Alworth	11	0	11	0	0/0	0/0	0	66
Lowe	10	8	2	0	0/0	0/0	0	60
Lincoln	8	5	3	0	0/0	0/0	0	48
Kocourek	5	0	5	0	0/0	0/0	0	32
B. Jackson	4	4	0	0	0/0	0/0	0	24
MacKinnon	4	0	4	0	0/0	0/0	0	24
Robinson	2	0	2	0	0/0	0/0	0	12
Rote	2	2	0	0	0/0	0/0	0	12
Allen	1	0	0	1	0/0	0/0	0	6
D. Harris	1	0	0	1	0/0	0/0	0	6
McDougall	1	1	0	0	0/0	0/0	0	6
Norton	1	0	1	0	0/0	0/0	0	6
Faison	0	0	0	0	0/0	0/0	0	2
Chargers	**50**	**20**	**28**	**2**	**44/47**	**17/28**	**0**	**399**
Opponents	28	10	17	1	27/27	20/37	0	255

2-Pt. Conversions: Faison, Kocourek, **Chargers 2-2**, Opponents 0-1

Sacks: Chargers 31.0, Opponents 20.0

Rushing	No.	Yds.	Avg.	Long	TD
Lowe	177	1010	5.7	66t	8
Lincoln	128	826	6.5	76t	5
McDougall	39	201	5.2	22	1
B. Jackson	18	64	3.6	14t	4
Rote	24	62	2.6	15	2
Hadl	8	26	3.3	33	0
Alworth	2	14	7.0	21	0
Chargers	**396**	**2203**	**5.6**	**76t**	**20**
Opponents	378	1468	3.9	41	10

Receiving	No.	Yds.	Avg.	Long	TD
Alworth	61	1205	19.8	85t	11
Lowe	26	191	7.3	31t	2
Lincoln	24	325	13.5	39t	3
Kocourek	23	359	15.6	35t	5
Norton	21	281	13.4	36	1
Robinson	18	315	17.5	71t	2
MacKinnon	11	262	23.8	69t	4
McDougall	10	115	11.5	26	0
B. Jackson	8	85	10.6	26	0
Chargers	**202**	**3138**	**15.5**	**85t**	**28**
Opponents	231	2976	12.9	73t	17

Interceptions	No.	Yds.	Avg.	Long	TD
D. Harris	8	83	10.4	22t	1
Allen	5	37	7.4	26	0
Maguire	4	47	11.8	38	0
McNeil	4	23	5.8	21	0
Mitinger	3	26	8.7	18	0
Karas	2	30	15.0	30	0
Blair	1	40	40.0	40	0
Glick	1	13	13.0	13	0
Whitehead	1	0	0.0	0	0
Chargers	**29**	**299**	**10.3**	**40**	**1**
Opponents	24	357	14.9	48	1

Punting	No.	Yds.	Avg.	Net	TB	I-20	Lg.	B
Maguire	58	2241	38.6	35.6	0	0	60	0
Hadl	2	75	37.5	37.5	0	0	38	0
Chargers	**60**	**2316**	**38.6**	**35.2**	**0**	**0**	**60**	**0**
Opponents	50	2185	43.7	38.5	0	0	72	1

Punt Returns	Ret.	FC	Yds.	Avg.	Lg.	TD
Alworth	11	0	120	10.9	61	0
Lincoln	7	0	98	14.0	47	0
D. Harris	4	0	43	10.8	23	0
Chargers	**22**	**0**	**261**	**11.9**	**61**	**0**
Opponents	22	0	204	9.3	28	0

Kickoff Returns	Ret.	Yds.	Avg.	Long	TD
Lincoln	17	439	25.8	44	0
Alworth	10	216	21.6	34	0
Westmoreland	10	204	20.4	26	0
Lowe	5	132	26.4	41	0
McDougall	3	77	25.7	26	0
D. Harris	2	34	17.0	27	0
Robinson	2	27	13.5	20	0
B. Jackson	1	16	16.0	16	0
Maguire	1	5	5.0	5	0
Sweeney	1	18	18.0	18	0
Chargers	**52**	**1168**	**22.5**	**44**	**0**
Opponents	76	1715	22.6	71	0

Field Goals	1-19	20-29	30-39	40-49	50+
Blair	5/15	6/6	4/4	2/3	0/0
Chargers	**5/15**	**6/6**	**4/4**	**2/3**	**0/0**
Opponents	5/19	4/4	9/11	2/3	0/0

Blair (0N,0N) (30N,31G) (34N,38G) ( ) (28G,26N) (29G,39N) (23G,36G) (18G) (12N,48N) (39G,47N,15G,41G) (42G,20G) (45N) (22G,43N,10G) (17G,28G,13G)

Passing	Att.	Comp.	Yds.	Comp.%	Yds./Att.	TD	TD%	Int.	Int.%	Long	Sack/Lost	Rating
Rote	286	170	2510	59.4%	8.78	20	7.0%	17	5.9%	85t	0/0	86.7
Hadl	64	28	502	43.8%	7.84	6	9.4%	6	9.4%	69t	0/0	63.4
Lowe	4	2	100	50.0%	25.00	1	25.0%	1	25.0%	71t	0/0	95.8
Lincoln	1	0	0	0.0%	0.00	0	0.0%	0	0.0%	0	0/0	39.6
McDougall	1	1	11	100.0%	11.00	1	100.0%	0	0.0%	11t	0/0	152.1
Norton	1	1	15	100.0%	15.00	0	0.0%	0	0.0%	15	0/0	118.8
Chargers	**357**	**202**	**3138**	**56.6%**	**8.79**	**28**	**7.8%**	**24**	**6.7%**	**85t**	**20/188**	**84.0**
Opponents	472	231	2976	48.9%	6.31	17	3.6%	29	6.1%	73t	31/283	55.5

1962 FINAL STATISTICS

(4-10 Overall) Third AFL West - Sid Gillman
Home (3-4); Away (1-6)

Date	W/L	Score	Opponent	Att.
09/07	L	21-30	at Denver	28,000
09/16	W	40-14	New York (AFL)	22,003
09/23	L	17-42	Houston	28,061
09/30	W	42-33	at Oakland	13,000
10/07	W	38-28	Dallas (AFL)	23,092
10/13	L	10-35	at Buffalo	20,074
10/19	L	20-24	at Boston	20,888
10/28	L	3-23	at New York (AFL)	21,467
11/04	L	20-23	Denver	20,827
11/11	L	20-40	Buffalo	22,204
11/25	L	27-33	at Houston	28,235
12/02	W	31-21	Oakland	17,874
12/09	L	14-20	Boston	19,887
12/16	L	17-26	at Dallas (AFL)	18,384

Team Statistics	Chargers	Opponents
TOTAL FIRST DOWNS	217	248
Rushing	82	105
Passing	113	120
Penalty	22	23
Third Down: Made/Att.	0/0	0/0
Third Down Pct.	.000	.000
Fourth Down: Made/Att.	0/0	0/0
Fourth Down Pct.	.000	.000
TOTAL NET YARDS	4106	4518
Avg. Per Game	293.3	322.7
Total Plays	853	880
Avg. Per Play	4.8	5.1
NET YARDS RUSHING	1672	1903
Avg. Per Game	119.4	135.9
Total Rushes	409	437
NET YARDS PASSING	2434	2615
Avg. Per Game	173.9	186.8
Sacked/Yards Lost	28/252	41/311
Gross Yards	2686	2926
Attempts/Completions	416/168	402/196
Completion Pct.	.404	.488
Had Intercepted	34	29
PUNTS/AVERAGE	79/41.6	68/40.7
NET PUNTING AVG.	38.7	36.6
PENALTIES/YARDS	88/768	65/709
FUMBLES/BALL LOST	24/14	30/13
TOUCHDOWNS	38	48
Rushing	13	16
Passing	23	29
Returns	2	3
TIME OF POSSESSION	30:00	30:00

Score by Quarters	Q1	Q2	Q3	Q4	OT	PTS.
Chargers	**75**	**102**	**66**	**71**	**0**	**314**
Opponents	75	128	81	108	0	392

Scoring	TD	RU	PA	RT	PAT	FG	S	PTS.
Blair	0	0	0	0	31/34	17/20	0	82
B. Jackson	7	5	2	0	0/0	0/0	0	42
Norton	7	0	7	0	0/0	0/0	0	42
Kocourek	4	0	4	0	0/0	0/0	0	26
Lincoln	4	2	1	1	0/0	0/0	0	24
Alworth	3	0	3	0	0/0	0/0	0	18
McDougall	3	3	0	0	0/0	0/0	0	18
Robinson	3	0	3	0	0/0	0/0	0	18
MacKinnon	2	0	2	0	0/0	0/0	0	12
Braxton	1	1	0	0	0/0	0/0	0	8
Carolan	1	0	1	0	0/0	0/0	0	6
Gibson	1	0	0	1	0/0	0/0	0	6
Hadl	1	1	0	0	0/0	0/0	0	6
Kemp	1	1	0	0	0/0	0/0	0	6
Chargers	**38**	**13**	**23**	**2**	**31/34**	**17/20**	**0**	**314**
Opponents	48	16	29	3	41/44	17/31	2	392

2-Pt. Conversions: Braxton, Kocourek, **Chargers 2-3**, Opponents 4-4

Sacks: Chargers 41.0, Opponents 28.0

Rushing	No.	Yds.	Avg.	Long	TD
Lincoln	117	574	4.9	86t	2
B. Jackson	106	411	3.9	19	5
MacKinnon	55	224	4.1	24	0
McDougall	43	197	4.6	24t	3
Hadl	40	139	3.5	18	1
Braxton	17	35	2.1	15	1
Kemp	8	28	3.5	19	1
Alworth	1	17	17.0	17	0
Coan	12	10	0.8	8	0
Robinson	2	10	5.0	7	0
Gillett	2	8	4.0	5	0
Keckin	1	3	3.0	3	0
Wood	1	0	0.0	0	0
Chargers	**409**	**1672**	**4.1**	**86t**	**13**
Opponents	437	1903	4.4	52	16

Receiving	No.	Yds.	Avg.	Long	TD
Norton	48	771	16.1	47	7
Kocourek	39	688	17.6	45	4
Robinson	21	391	18.6	72t	3
Lincoln	16	214	13.4	29	1
B. Jackson	13	136	10.5	33	2
Alworth	10	226	22.6	67t	3
MacKinnon	9	125	13.9	32t	2
McDougall	4	27	6.8	10	0
Braxton	4	17	4.3	10	0
Carolan	3	39	13.0	18	1
Coan	1	52	52.0	52	0
Chargers	**168**	**2686**	**16.0**	**72t**	**23**
Opponents	196	2926	14.9	98t	29

Interceptions	No.	Yds.	Avg.	Long	TD
Gibson	8	85	10.6	37t	1
D. Harris	5	52	10.4	36	0
Buncom	4	49	12.3	26	0
Bethune	3	6	2.0	4	0
Blair	2	36	18.0	19	0
Karas	2	8	4.0	8	0
McNeil	1	36	36.0	36	0
Faison	1	30	30.0	30	0
Whitehead	1	18	18.0	18	0
Maguire	1	13	13.0	13	0
Allen	1	7	7.0	7	0
Chargers	**29**	**340**	**11.7**	**37t**	**1**
Opponents	34	508	14.9	91t	1

Punting	No.	Yds.	Avg.	Net	TB	I-20	Lg.	B
Maguire	79	3289	41.6	38.7	0	0	66	0
Chargers	**79**	**3289**	**41.6**	**38.7**	**0**	**0**	**66**	**0**
Opponents	68	2768	40.7	36.6	0	0	64	0

Punt Returns	Ret.	FC	Yds.	Avg.	Lg.	TD
Lincoln	11	0	94	8.5	17	0
Gibson	10	0	89	8.9	27	0
D. Harris	7	0	95	13.6	34	0
Braxton	1	0	0	0.0	0	0
Chargers	**29**	**0**	**278**	**9.6**	**34**	**0**
Opponents	26	0	229	8.8	73t	1

Kickoff Returns	Ret.	Yds.	Avg.	Long	TD
Robinson	32	748	23.4	57	0
Lincoln	14	398	28.4	103t	1
Bethune	12	251	20.9	27	0
McDougall	3	71	23.7	28	0
Coan	2	31	15.5	28	0
Gibson	2	55	27.5	39	0
B. Jackson	1	16	16.0	16	0
Klotz	1	15	15.0	15	0
Chargers	**67**	**1585**	**23.7**	**103t**	**1**
Opponents	56	1231	22.0	87t	1

Field Goals	1-19	20-29	30-39	40-49	50+
Blair	5/7	5/5	2/2	5/6	0/0
Chargers	**5/7**	**5/5**	**2/2**	**5/6**	**0/0**
Opponents	8/16	2/4	4/5	2/4	1/2

Blair (42B) (44G,30G) (29G) ( ) (10G,27G) (27G) (43G,27G) (43N,43G) (27G,15G) ( ) (11N,17G,11G) (12G) (42G,42G) (35G)

Passing	Att.	Comp.	Yds.	Comp.%	Yds./Att.	TD	TD%	Int.	Int.%	Long	Sack/Lost	Rating
Hadl	260	107	1632	41.2%	6.28	15	5.8%	25	9.2%	72t	0/0	43.3
Wood	97	41	655	42.3%	6.75	4	4.1%	7	7.2%	47	0/0	49.1
Kemp	45	13	292	28.9%	6.49	2	4.4%	2	4.4%	67t	0/0	50.4
Keckin	9	5	64	55.6%	7.11	0	0.0%	1	11.1%	25	0/0	38.4
Lincoln	5	2	43	40.0%	8.60	2	40.0%	0	0.0%	23t	0/0	110.8
Chargers	**416**	**168**	**1686**	**40.4%**	**6.46**	**23**	**5.5%**	**34**	**8.2%**	**72t**	**28/252**	**47.0**
Opponents	402	196	2926	48.8%	7.28	29	7.2%	29	7.2%	98t	41/311	67.0

1961 FINAL STATISTICS

(12-2 Overall) First AFL West – Sid Gillman
Home (6-1); Away (6-1); Postseason (0-1)

Date	W/L	Score	Opponent	Att.
09/10	W	26-10	at Dallas (AFL)	24,500
09/17	W	44-0	Oakland	20,216
09/24	W	34-24	Houston	29,210
09/30	W	19-11	at Buffalo	20,742
10/07	W	38-27	at Boston	17,748
10/15	W	25-10	at New York (AFL)	25,136
10/22	W	41-10	at Oakland	12,014
10/29	W	37-0	Denver	32,584
11/05	W	48-13	New York (AFL)	33,391
11/12	W	19-16	at Denver	7,859
11/19	W	24-14	Dallas (AFL)	33,788
12/03	L	13-33	at Houston	37,845
12/10	W	28-10	Buffalo	24,486
12/17	L	0-41	Boston	21,339
AFL Championship Game				
12/24	L	3-10	Houston	29,556

Team Statistics	Chargers	Opponents
TOTAL FIRST DOWNS	208	224
Rushing	81	79
Passing	110	124
Penalty	17	21
Third Down: Made/Att.	0/0	0/0
Third Down Pct.	.000	.000
Fourth Down: Made/Att.	0/0	0/0
Fourth Down Pct.	.000	.000
TOTAL NET YARDS	4328	3726
Avg. Per Game	309.1	266.1
Total Plays	841	927
Avg. Per Play	5.1	4.0
NET YARDS RUSHING	1481	1363
Avg. Per Game	105.8	97.4
Total Rushes	390	400
NET YARDS PASSING	2847	2363
Avg. Per Game	203.4	168.8
Sacked/Yards Lost	28/274	42/373
Gross Yards	3121	2736
Attempts/Completions	423/190	485/224
Completion Pct.	.449	.462
Had Intercepted	25	49
PUNTS/AVERAGE	62/42.3	70/40.1
NET PUNTING AVG.	62/39.5	34.1
PENALTIES/YARDS	88/683	54/501
FUMBLES/BALL LOST	32/19	33/17
TOUCHDOWNS	52	27
Rushing	24	7
Passing	17	16
Returns	11	4
TIME OF POSSESSION	30:00	30:00

Score by Quarters	Q1	Q2	Q3	Q4	OT	PTS.
Chargers	80	150	80	86	0	396
Opponents	64	56	51	48	0	219

Scoring	TD	RU	PA	RT	PAT	FG	S	PTS.
Blair	0	0	0	0	42/47	13/25	0	81
Lowe	9	9	0	0	0/0	0/0	0	54
Kemp	6	6	0	0	0/0	0/0	0	36
Norton	6	0	6	0	0/0	0/0	0	36
Kocourek	4	0	4	0	0/0	0/0	0	24
Laraba	3	1	0	2	1/2	0/1	0	19
Flowers	3	3	0	0	0/0	0/0	0	18
D. Harris	3	0	0	3	0/0	0/0	0	18
Hayes	3	0	3	0	0/0	0/0	0	18
Lincoln	3	0	2	1	0/0	0/0	0	18
Roberson	3	3	0	0	0/0	0/0	0	18
Enis	2	2	0	0	0/0	0/0	0	12
McNeil	2	0	0	2	0/0	0/0	0	12
Scarpitto	2	0	2	0	0/0	0/0	0	12
Allen	1	0	0	1	0/0	0/0	0	6
Hudson	1	0	0	1	0/0	0/0	0	6
Zeman	1	0	0	1	0/0	0/0	0	6
Gibson	0	0	0	0	0/0	0/0	0	2
Chargers	**52**	**24**	**17**	**11**	**43/50**	**13/26**	**0**	**396**
Opponents	27	7	16	4	23/25	10/23	1	219

2-Pt. Conversions: Gibson, **Chargers 1-2**, Opponents 1-1

Sacks: Chargers 42.0, Opponents 28.0

Rushing	No.	Yds.	Avg.	Long	TD
Lowe	175	767	4.4	87t	9
Roberson	58	275	4.7	59t	3
Flowers	51	177	3.5	11	3
Lincoln	41	150	3.7	17	0
Kemp	43	105	2.4	23	6
Enis	16	13	0.8	9	2
Laraba	5	5	1.0	3	1
Maguire	1	-11	-11.0	-11	0
Chargers	**390**	**1481**	**3.8**	**87t**	**24**
Opponents	400	1363	3.4	74t	7

Receiving	No.	Yds.	Avg.	Long	TD
Kocourek	55	1055	19.2	76t	4
Norton	47	816	17.4	52	6
Lowe	17	103	6.1	32	0
Flowers	16	175	10.9	31	0
Hayes	14	280	20.0	39	3
Lincoln	12	208	17.3	91t	2
Clark	11	182	16.5	33	0
Scarpitto	9	163	18.1	53t	2
Roberson	6	81	13.5	24	0
MacKinnon	3	58	19.3	45	0
Chargers	**190**	**3121**	**16.4**	**91t**	**17**
Opponents	224	2736	12.2	87t	16

Interceptions	No.	Yds.	Avg.	Long	TD
McNeil	9	349	38.8	76t	2
D. Harris	7	140	20.0	56t	3
Zeman	8	89	11.1	21	0
Laraba	5	151	30.2	60t	2
Allen	5	111	22.2	59t	1
Gibson	5	43	8.6	23	0
Karas	3	21	7.0	11	0
Faison	2	14	7.0	8	0
Blair	2	4	2.0	4	0
Hudson	1	5	5.0	5t	1
Maguire	1	2	2.0	2	0
Whitehead	1	0	0.0	0	0
Chargers	**49**	**929**	**19.0**	**76t**	**9**
Opponents	25	272	10.9	33	1

Punting	No.	Yds.	Avg.	Net	TB	I-20	Lg.	B
Maguire	62	2621	42.3	39.5	0	0	82	1
Chargers	**62**	**2621**	**42.3**	**39.5**	**0**	**0**	**82**	**1**
Opponents	70	2805	40.1	34.1	0	0	64	2

Punt Returns	Ret.	FC	Yds.	Avg.	Lg.	TD
Gibson	14	0	209	14.9	39	0
Lincoln	7	0	150	21.4	57t	1
Scarpitto	4	0	47	11.8	28	0
Lowe	1	0	0	0.0	0	0
Zeman	1	0	12	12.0	12	0
Chargers	**27**	**0**	**418**	**15.5**	**57t**	**1**
Opponents	22	0	172	7.8	22	0

Kickoff Returns	Ret.	Yds.	Avg.	Long	TD
Roberson	11	189	17.2	32	0
Lowe	10	240	24.0	35	0
Lincoln	4	98	24.5	31	0
Gibson	3	17	5.7	9	0
Scarpitto	3	50	16.7	22	0
Kemp	2	18	9.0	14	0
Blair	1	2	2.0	2	0
Ferrante	1	0	0.0	0	0
Karas	1	5	5.0	5	0
Mix	1	0	0.0	0	0
Schmidt	1	22	22.0	22	0
Selawski	1	1	1.0	1	0
Chargers	**39**	**642**	**16.5**	**35**	**0**
Opponents	65	1521	23.4	76	0

Field Goals	1-19	20-29	30-39	40-49	50+
Blair	8/20	2/2	1/1	2/2	0/0
Laraba	0/0	0/1	0/0	0/0	0/0
Chargers	**8/20**	**2/3**	**1/1**	**2/2**	**0/0**
Opponents	1/14	4/4	2/2	2/2	1/1

Blair (0N,18G,17G,42N) (23G,39N,18N) (0N,0N,44G,14G) (38G,11G) (10G,41N, 26N) (20G) ( ) (16G,13G,42G) (29N) (40N) (39N,10G) (20N) ( ) ( )
Laraba ( ) ( ) ( ) ( ) ( ) ( ) ( ) ( ) ( ) ( ) ( ) ( ) ( ) (27N) ( )

Passing	Att.	Comp.	Yds.	Comp.%	Yds./Att.	TD	TD%	Int.	Int.%	Long	Sack/Lost	Rating
Kemp	364	165	2686	45.3%	7.38	15	4.1%	22	6.0%	91t	0/0	59.2
Enis	55	23	365	41.8%	6.64	2	3.6%	3	5.5%	45	0/0	54.0
Lowe	4	2	70	50.0%	17.50	0	0.0%	0	0.0%	36	0/0	95.8
Chargers	**423**	**190**	**3121**	**44.9%**	**7.38**	**17**	**4.0%**	**25**	**5.9%**	**91t**	**28/274**	**59.0**
Opponents	485	224	2736	46.2%	5.64	16	3.3%	49	10.1%	87t	42/373	35.5

1960 FINAL STATISTICS

(10-4 Overall) First AFL West - Sid Gillman
Home (5-2); Away (5-2); Postseason (0-1)

Date	W/L	Score	Opponent	Att.
09/10	W	21-20	Dallas (AFL)	17,724
09/18	L	28-38	at Houston	20,156
09/25	L	0-17	at Dallas (AFL)	42,000
10/02	W	24-10	at Buffalo	15,821
10/08	L	0-35	Boston	18,226
10/16	W	23-19	at Denver	19,141
10/28	W	45-16	at Boston	13,988
11/04	W	21-7	at New York (AFL)	19,402
11/13	W	24-21	Houston	21,805
11/20	L	3-32	Buffalo	16,161
11/27	W	52-28	Oakland	15,075
12/04	W	41-17	at Oakland	12,061
12/10	W	41-33	Denver	9,928
12/18	W	50-43	New York (AFL)	11,457
AFL Championship Game				
01/01	L	16-24	at Houston	32,183

Team Statistics	Chargers	Opponents
TOTAL FIRST DOWNS	273	259
Rushing	106	97
Passing	141	138
Penalty	26	24
Third Down: Made/Att.	0/0	0/0
Third Down Pct.	.000	.000
Fourth Down: Made/Att.	0/0	0/0
Fourth Down Pct.	.000	.000
TOTAL NET YARDS	4713	4258
Avg. Per Game	336.6	304.1
Total Plays	878	915
Avg. Per Play	5.4	4.7
NET YARDS RUSHING	1900	1705
Avg. Per Game	135.7	121.8
Total Rushes	397	412
NET YARDS PASSING	2813	2553
Avg. Per Game	200.9	182.4
Sacked/Yards Lost	40/364	36/298
Gross Yards	3177	2851
Attempts/Completions	441/229	467/227
Completion Pct.	.519	.486
Had Intercepted	29	28
PUNTS/AVERAGE	58/39.7	62/38.6
NET PUNTING AVG.	36.3	33.8
PENALTIES/YARDS	70/648	59/569
FUMBLES/BALL LOST	30/16	39/17
TOUCHDOWNS	48	42
Rushing	23	20
Passing	21	21
Returns	4	1
TIME OF POSSESSION	30:00	30:00

Score by Quarters	Q1	Q2	Q3	Q4	OT	PTS.
Chargers	73	109	64	127	0	373
Opponents	74	109	87	66	0	336

Scoring	TD	RU	PA	RT	PAT	FG	S	PTS.
Agajanian	0	0	0	0	46/47	13/23	0	85
Lowe	10	8	2	0	0/0	0/0	0	60
Kemp	8	8	0	0	0/0	0/0	0	48
Ferguson	6	4	2	0	0/0	0/0	0	36
R. Anderson	5	0	5	0	0/0	0/0	0	30
Norton	5	0	5	0	0/0	0/0	0	30
Womble	4	0	4	0	0/0	0/0	0	24
Flowers	2	1	1	0	0/0	0/0	0	12
Ford TM	2	2	0	0	0/0	0/0	0	12
D. Harris	1	0	0	1	0/0	0/0	0	6
Kocourek	1	0	1	0	0/0	0/0	0	6
Loudd	1	0	0	1	0/0	0/0	0	6
Maguire	1	0	0	1	0/0	0/0	0	6
Martin	1	0	1	0	0/0	0/0	0	6
Nix	1	0	0	1	0/0	0/0	0	6
Chargers	**48**	**23**	**21**	**4**	**46/47**	**13/23**	**0**	**373**
Opponents	42	20	21	1	34/38	14/28	1	336

2-Pt. Conversions: Chargers 0-0, Opponents 3-4

Sacks: Chargers 36.0, Opponents 40.0

Rushing	No.	Yds.	Avg.	Long	TD
Lowe	136	855	6.3	8	8
Ferguson	126	438	3.5	12	4
Kemp	45	238	4.4	8	8
Ford TM	20	154	7.7	0	2
Flowers	39	161	4.1	0	1
Martin TM	6	23	3.8	0	0
Laraba	3	13	4.3	0	0
Clatterbuck	3	11	3.7	0	0
Waller	9	5	0.6	3	0
Norton	1	2	2.0	0	0
Chargers	**397**	**1900**	**4.8**	**12**	**23**
Opponents	412	1705	4.1	20	20

Receiving	No.	Yds.	Avg.	Long	TD
R. Anderson	44	614	14.0	46t	5
Kocourek	40	662	16.6	12	1
Womble	32	316	9.9	26	2
Clark	27	431	16.0	36	0
Norton	25	414	16.6	0	5
Lowe	23	377	16.4	6	2
Ferguson	21	168	8.0	4t	2
Flowers	12	153	12.8	55t	1
Martin TM	2	18	9.0	0	1
Waller	3	24	8.0	3	0
Chargers	**229**	**3177**	**13.9**	**55t**	**19**
Opponents	227	2851	12.6	21	21

Interceptions	No.	Yds.	Avg.	Long	TD
D. Harris	5	56	11.2	42t	1
Nix	4	30	7.5	17t	1
McNeil	3	47	15.7	39	0
Maguire	3	37	12.3	37	0
Loudd	3	17	5.7	12	0
Sears	2	73	36.5	26	0
Zeman	2	25	12.5	25	0
Botchan	2	8	4.0	8	0
Garner	2	2	1.0	2	0
Laraba	1	17	17.0	17	0
Schleicher	1	5	5.0	5	0
Chargers	**28**	**317**	**11.3**	**42t**	**2**
Opponents	29	284	9.8	33	1

Punting	No.	Yds.	Avg.	Net	TB	I-20	Lg.	B
Maguire	43	1743	40.5	37.3	0	0	61	0
Laraba	15	558	37.2	33.3	0	0	0	0
Chargers	**58**	**2301**	**39.7**	**36.3**	**0**	**0**	**61**	**0**
Opponents	62	2393	38.6	33.8	0	0	66	1

Punt Returns	Ret.	FC	Yds.	Avg.	Lg.	TD
D. Harris	13	0	105	8.1	14	0
Sears	9	0	101	11.2	14	0
Garner	6	0	85	14.2	36	0
Ford	2	0	6	3.0	3	0
Lowe	1	0	0	0.0	0	0
Chargers	**31**	**0**	**297**	**9.6**	**36**	**0**
Opponents	17	0	197	11.6	51	0

Kickoff Returns	Ret.	Yds.	Avg.	Long	TD
Lowe	28	611	21.8	31	0
Ford TM	13	294	22.6	0	0
Norton	8	153	19.1	13	0
Sears	8	155	19.4	24	0
DeLuca	1	0	0.0	0	0
Chargers	**58**	**1213**	**20.9**	**31**	**0**
Opponents	70	1481	21.2	33	0

Field Goals	1-19	20-29	30-39	40-49	50+
Agajanian	3/12	5/5	2/3	3/3	0/0
Chargers	**3/12**	**5/5**	**2/3**	**3/3**	**0/0**
Opponents	6/17	3/3	3/3	2/5	0/0

Agajanian (36B) (45N) (45N,32N) (16G) () (11G,26G,47G) (35N,41N,18G) (33 N, 43N) (27N,22G) (31G) (28G) (46N) (23G,40G) (41G,37G,27G)

Passing	Att.	Comp.	Yds.	Comp.%	Yds./Att.	TD	TD%	Int.	Int.%	Long	Sack/Lost	Rating
Kemp	406	211	3018	52.0%	7.43	20	4.9%	25	6.2%	55t	0/0	67.1
Clatterbuck	23	15	112	65.2%	4.87	1	4.3%	1	4.3%	0	0/0	73.1
Laraba	7	2	23	28.6%	3.29	0	0.0%	2	28.6%	0	0/0	1.2
Lowe	3	1	24	33.3%	8.00	0	0.0%	0	0.0%	24	0/0	63.2
Ford	1	0	0	0.0%	0.00	0	0.0%	0	0.0%	0	0/0	39.6
Waller	1	0	0	0.0%	0.00	0	0.0%	1	100.0%	0	0/0	0.0
Chargers	**441**	**229**	**3177**	**51.9%**	**7.20**	**21**	**4.8%**	**29**	**6.6%**	**55t**	**40/364**	**63.8**
Opponents	467	227	2851	48.6%	6.10	21	4.5%	28	6.0%	21	36/298	58.0


HISTORY
DERWIN
JAMES JR.
S

ALL-TIME SERIES HISTORY

	REGULAR SEASON						POSTSEASON					PRESEASON		
Franchise	**W**	**L**	**T**	**Pct.**	**PF**	**PA**	**W**	**L**	**Pct.**	**PF**	**PA**	**W**	**L**	**T**
Arizona Cardinals[1]	11	5	0	.688	407	317	0	0	—			14	11	0
Atlanta Falcons	5	8	0	.385	187	260	0	0	—			4	2	0
Baltimore Ravens	5	10	0	.333	275	337	1	0	1.000	23	17	0	0	0
Buffalo Bills	24	12	2	.667	938	660	1	2	.333	27	57	0	1	0
Carolina Panthers	2	6	0	.250	135	171	0	0	—			0	0	0
Chicago Bears	7	7	0	.000	279	233	0	0	—			4	3	0
Cincinnati Bengals	23	14	0	.622	905	805	1	1	.500	34	37	0	0	0
Cleveland Browns[2]	20	9	1	.683	727	582	0	0	—			1	0	1
Dallas Cowboys	5	8	0	.385	295	296	0	0	—			9	9	0
Denver Broncos	57	72	1	.442	2,789	2,764	0	1	.000	17	24	5	2	0
Detroit Lions	7	6	0	.538	292	304	0	0	—			0	1	0
Green Bay Packers	2	11	0	.154	232	376	0	0	—			2	1	1
Houston Texans	6	3	0	.667	247	192	0	1	.000	12	32	1	0	0
Indianapolis Colts[3]	18	10	0	.643	666	476	2	1	.667	71	76	2	2	0
Jacksonville Jaguars	9	4	0	.692	385	255	0	1	.000	30	31	0	0	0
Kansas City Chiefs[4]	57	71	1	.445	2,624	2,880	1	0	1.000	17	0	5	2	0
Las Vegas Raiders[5]	60	68	2	.469	2,857	2,876	0	1	.000	27	34	7	7	0
Los Angeles Rams[6]	6	7	0	.462	344	335	0	0	—			21	19	0
Miami Dolphins	15	18	0	.455	753	738	2	2	.500	76	124	3	1	0
Minnesota Vikings	7	8	0	.467	358	369	0	0	—			3	11	1
New England Patriots[7]	16	24	2	.400	817	983	1	3	.250	112	96	5	2	0
New Orleans Saints	8	6	0	.571	367	272	0	0	—			4	6	0
New York Giants	8	5	0	.615	356	302	0	0	—			5	3	0
New York Jets[8]	24	12	1	.667	1,057	739	0	2	.000	31	37	4	2	1
Philadelphia Eagles	8	5	0	.615	262	266	0	0	—			3	1	0
Pittsburgh Steelers	9	24	0	.273	626	854	2	1	.667	72	76	1	2	0
San Francisco 49ers	8	7	0	.533	339	396	0	1	.000	26	49	22	27	0
Seattle Seahawks	25	27	0	.481	1,090	1,103	0	0	—			5	14	0
Tampa Bay Buccaneers	8	5	0	.615	348	290	0	0	—			0	0	0
Tennessee Titans[9]	29	16	1	.644	1,176	1,002	1	3	.250	50	57	7	3	0
Washington Commanders[10]	5	7	0	.417	259	284	0	0	—			1	0	0
ALL-TIME TOTALS	**494**	**495**	**11**	**.499**	**22,392**	**21,717**	**12**	**20**	**.375**	**625**	**747**	**138**	**132**	**4**

Note: Prior to 1972, tie games were not included in winning percentage.

1—Known as St. Louis Cardinals (1960-87) and Phoenix Cardinals (1988-93)
2—Did not play from 1996-98 after relocation to Baltimore, but rejoined as an expansion franchise in 1999
3—Known as Baltimore Colts (1960-83)
4—Known as Dallas Texans (1960-62)
5—Known as Oakland Raiders (1960-81 and 1995-2019) and Los Angeles Raiders (1982-94)
6—Known as Los Angeles Rams (1960-94 and 2016-present) and St. Louis Rams (1995-2015)
7—Known as Boston Patriots (1960-70)
8—Known as Titans of New York (1960-62)
9—Known as Houston Oilers (1960-96) and Tennessee Oilers (1997-98)
10—Known as Washington Redskins (1960-2019) and Washington Football Team (2020-21)

CHARGERS WARMEST AND COLDEST GAMES

Date	Opponent	Result	Temp.	Conditions	Date	Opponent	Result	Temp.	Conditions
Sept. 4, 1988	at L.A. Raiders	L, 24-13	108°	Hazy	Jan. 10, 1982	at Cincinnati	L, 27-7	-9°	-59° Wind Chill*
Sept. 28, 1997	vs. Baltimore	W, 21-17	105°	Sunny	Dec. 10, 1972	at Denver	L, 38-13	9°	Mostly Sunny
Sept. 24, 1978	vs. Green Bay	L, 24-3	102°	Sunny	Nov. 19, 1978	at Minnesota	W, 13-7	15°	Partly Cloudy
Sept. 22, 2002	at Arizona	W, 23-15	100°	Sunny	Dec. 19, 2004	at Cleveland	W, 21-0	18°	-10° wind chill
Aug. 21, 2004	at Arizona†	W, 38-13	99°	Clear	Dec. 17, 1989	at Kansas City	W, 20-13	18°	Mostly Sunny
Oct. 9, 1994	vs. Kansas City	W, 20-6	99°	Sunny	Dec. 27, 1987	at Denver	L, 24-0	20°	Blizzard
Aug. 6, 1976	vs. New England*†	W, 26-17	98°	Sunny	Dec. 16, 1973	at Kansas City	L, 33-6	22°	Overcast
Sept. 8, 2024	vs. Las Vegas	W, 22-10	97°	Sunny	Jan. 20, 2008	at New England†	L, 21-12	23°	9° Wind Chill
Aug. 31, 2001	at Arizona†	L, 16-3	97°	Partly Cloudy	Nov. 24, 2013	at Kansas City	W, 41-38	24°	15° Wind Chill
Sept. 16, 1979	vs. Buffalo	W, 27-19	97°	Sunny	Dec. 21, 1975	at Cincinnati	L, 47-14	24°	Cloudy
Oct. 4, 1970	at L.A. Rams	L, 37-10	97°	Hazy	Dec. 4, 1978	vs. Chicago**	W, 40-7	48°	Clear

†Preseason game
**†Preseason game in Norman, Okla.*

†Postseason game
**NFL Record*
***Coldest game at home*

SERIES RESULTS

ARIZONA CARDINALS†

Regular Season (11-5-0, .688)

Nov. 15, 1971 ..... vs. St. Louis ..... W, 20-17
Sept. 26, 1976 ... vs. St. Louis ..... W, 43-24
Nov. 20, 1983 .... at St. Louis ..... L, 44-14
Sept. 20, 1987 ... vs. St. Louis ..... W, 28-24
Oct. 1, 1989 ..... at Phoenix ..... W, 24-13
Dec. 6, 1992 ..... at Phoenix ..... W, 27-21
Dec. 9, 1995 ..... vs. Arizona ..... W, 28-25
Dec. 27, 1998 .... at Arizona ..... L, 16-13
Nov. 25, 2001 ... vs. Arizona ..... L, 20-17
Sept. 22, 2002 ... at Arizona ..... W, 23-15
Dec. 31, 2006 .... vs. Arizona ..... W, 27-20
Oct. 3, 2010 ..... vs. Arizona ..... W, 41-10
Sept. 8, 2014 .... at Arizona ..... L, 18-17
Nov. 25, 2018 .... vs. Arizona ..... W, 45-10
Nov. 27, 2022 ... at Arizona ..... W, 25-24
Oct. 21, 2024 .... at Arizona ..... L, 17-15

†Known as St. Louis Cardinals (1960-87) and Phoenix Cardinals (1988-93)

ATLANTA FALCONS

Regular Season (5-8-0, .385)

Oct. 21, 1973 ..... vs. Atlanta ..... L, 41-0
Dec. 2, 1979 ..... vs. Atlanta ..... L, 28-26
Nov. 13, 1988 .... at Atlanta ..... W, 10-7
Sept. 15, 1991 .... vs. Atlanta ..... L, 13-10
Nov. 6, 1994 ..... at Atlanta ..... L, 10-9
Dec. 7, 1997 ..... vs. Atlanta ..... L, 14-3
Oct. 17, 2004 .... at Atlanta ..... L, 21-20
Nov. 30, 2008 ... vs. Atlanta ..... L, 22-16
Sept. 23, 2012 ... vs. Atlanta ..... L, 27-3
Oct. 23, 2016 .... at Atlanta ..... W, 33-30 (OT)
Dec. 13, 2020 .... vs. Atlanta ..... W, 20-17
Nov. 6, 2022 .... at Atlanta ..... W, 20-17
Dec. 1, 2024 ..... at Atlanta ..... W, 17-13

BALTIMORE RAVENS

Regular Season (5-10-0, .333)
Postseason (1-0, 1.000)

Sept. 28, 1997 ... vs. Baltimore ..... W, 21-17
Nov. 15, 1998 .... vs. Baltimore ..... W, 14-13
Dec. 10, 2000 ... at Baltimore ..... L, 24-3
Sept. 21, 2003 ... vs. Baltimore ..... L, 24-10
Oct. 1, 2006 ..... at Baltimore ..... L, 16-13
Nov. 25, 2007 ... vs. Baltimore ..... W, 32-14
Sept. 20, 2009 .. vs. Baltimore ..... L, 31-26
Dec. 18, 2011 .... vs. Baltimore ..... W, 34-14
Nov. 25, 2012 .... vs. Baltimore ..... L, 16-13 (OT)
Nov. 30, 2014 ... at Baltimore ..... W, 34-33
Nov. 1, 2015 ..... at Baltimore ..... L, 29-26
Dec. 22, 2018 .... vs. Baltimore ..... L, 22-10
Jan. 6, 2019 ..... at Baltimore* ..... W, 23-17
Oct. 17, 2021 .... at Baltimore ..... L, 34-6
Nov. 26, 2023 ... vs. Baltimore ..... L, 20-10
Nov. 25, 2024 ... vs. Baltimore ..... L, 30-23

**AFC Wild Card*

BUFFALO BILLS

Regular Season (24-12-2, .667)‡
Postseason (1-2, .333)

Oct. 2, 1960 ..... at Buffalo ..... W, 24-10
Nov. 20, 1960 ... vs. Buffalo ..... L, 32-3
Sept. 30, 1961 ... at Buffalo ..... W, 19-11
Dec. 10, 1961 .... vs. Buffalo ..... W, 28-10
Oct. 13, 1962 .... at Buffalo ..... L, 35-10
Nov. 11, 1962 .... vs. Buffalo ..... L, 40-20
Sept. 8, 1963 .... vs. Buffalo ..... W, 14-10
Nov. 17, 1963 .... at Buffalo ..... W, 23-13
Sept. 26, 1964 ... at Buffalo ..... L, 30-3
Nov. 26, 1964 .... vs. Buffalo ..... L, 27-24
Dec. 26, 1964 .... at Buffalo* ..... L, 20-7
Oct. 10, 1965 .... at Buffalo ..... W, 34-3
Nov. 25, 1965 .... vs. Buffalo‡ ..... T, 20-20
Dec. 26, 1965 .... vs. Buffalo* ..... L, 23-0
Sept. 4, 1966 .... vs. Buffalo ..... W, 27-7
Oct. 16, 1966 .... at Buffalo‡ ..... T, 17-17
Oct. 1, 1967 ..... at Buffalo ..... W, 37-17
Nov. 17, 1968 .... at Buffalo ..... W, 21-6
Dec. 14, 1969 .... vs. Buffalo ..... W, 45-6
Oct. 23, 1971 .... vs. Buffalo ..... W, 20-3
Sept. 23, 1973 ... vs. Buffalo ..... W, 34-7
Nov. 21, 1976 .... at Buffalo ..... W, 34-13
Sept. 16, 1979 .... vs. Buffalo ..... W, 27-19
Oct. 5, 1980 ..... vs. Buffalo ..... L, 26-24
Jan. 3, 1981 ..... vs. Buffalo** ..... W, 20-14
Dec. 6, 1981 .... vs. Buffalo ..... L, 28-27
Sept. 8, 1985 .... at Buffalo ..... W, 14-9
Dec. 1, 1985 ..... vs. Buffalo ..... W, 40-7
Sept. 6, 1998 .... vs. Buffalo ..... W, 16-14
Oct. 15, 2000 .... at Buffalo ..... L, 27-24 (OT)
Oct. 28, 2001 .... vs. Buffalo ..... W, 27-24
Dec. 15, 2002 .... at Buffalo ..... L, 20-13
Nov. 20, 2005 ... vs. Buffalo ..... W, 48-10
Dec. 3, 2006 .... at Buffalo ..... W, 24-21
Oct. 19, 2008 .... at Buffalo ..... L, 23-14
Dec. 11, 2011 .... vs. Buffalo ..... W, 37-10
Sept. 21, 2014 ... at Buffalo ..... W, 22-10
Nov. 19, 2017 .... vs. Buffalo ..... W, 54-24
Sept. 16, 2018 ... at Buffalo ..... W, 31-20
Nov. 29, 2020 ... at Buffalo ..... L, 27-17
Dec. 23, 2023 ... vs. Buffalo ..... L, 24-22

‡Ties were not counted in winning percentage until the 1972 season. Ties prior to 1972 are not calculated into the series winning percentage.
**AFL Championship*
***AFC Divisional*

CAROLINA PANTHERS

Regular Season (2-6-0, .250)

Sept. 14, 1997 ... vs. Carolina ..... L, 26-7
Dec. 17, 2000 ... at Carolina ..... L, 30-22
Oct. 24, 2004 ... at Carolina ..... W, 17-6
Sept. 7, 2008 .... vs. Carolina ..... L, 26-24
Dec. 16, 2012 .... vs. Carolina ..... L, 31-7
Dec. 11, 2016 .... at Carolina ..... L, 28-16
Sept. 27, 2020 ... vs. Carolina ..... L, 21-16
Sept. 15, 2024 ... at Carolina ..... W, 26-3

CHICAGO BEARS

Regular Season (7-7-0, .500)

Oct. 18, 1970 .... at Chicago ..... W, 20-7
Dec. 8, 1974 ..... vs. Chicago ..... W, 28-21
Dec. 4, 1978 ..... vs. Chicago ..... W, 40-7
Oct. 25, 1981 .... at Chicago ..... L, 20-17 (OT)
Dec. 3, 1984 ..... vs. Chicago ..... W, 20-7
Nov. 14, 1993 .... vs. Chicago ..... L, 16-13
Dec. 14, 1996 .... at Chicago ..... L, 27-14
Nov. 21, 1999 .... vs. Chicago ..... L, 23-20 (OT)
Nov. 2, 2003 .... at Chicago ..... L, 20-7
Sept. 9, 2007 .... vs. Chicago ..... W, 14-3
Nov. 20, 2011 .... at Chicago ..... L, 31-20
Nov. 9, 2015 .... vs. Chicago ..... L, 22-19
Oct. 27, 2019 .... at Chicago ..... W, 17-16
Oct. 29, 2023 .... vs. Chicago ..... W, 30-13

CINCINNATI BENGALS

Regular Season (23-14-0, .622)
Postseason (1-1, .500)

Sept. 6, 1968 .... vs. Cincinnati ..... W, 29-13
Sept. 29, 1968 ... at Cincinnati ..... W, 31-10
Sept. 21, 1969 .... at Cincinnati ..... L, 34-20
Oct. 4, 1969 ..... vs. Cincinnati ..... W, 21-14
Dec. 6, 1970 ..... vs. Cincinnati ..... L, 17-14
Nov. 28, 1971 .... at Cincinnati ..... L, 31-0
Sept. 30, 1973 ... vs. Cincinnati ..... L, 20-13
Sept. 22, 1974 ... at Cincinnati ..... W, 20-17
Dec. 21, 1975 .... at Cincinnati ..... L, 47-17
Oct. 2, 1977 ..... vs. Cincinnati ..... W, 24-3
Nov. 5, 1978 ..... vs. Cincinnati ..... W, 22-13
Nov. 11, 1979 .... at Cincinnati ..... W, 26-24
Nov. 2, 1980 ..... at Cincinnati ..... W, 31-14
Nov. 8, 1981 ..... vs. Cincinnati ..... L, 40-17
Jan. 10, 1982 .... at Cincinnati** ..... L, 27-7
Dec. 20, 1982 .... vs. Cincinnati ..... W, 50-34
Sept. 22, 1985 ... at Cincinnati ..... W, 44-41
Oct. 4, 1987 ..... at Cincinnati ..... W, 10-9
Dec. 4, 1988 ..... at Cincinnati ..... L, 27-10
Sept. 16, 1990 ... vs. Cincinnati ..... L, 21-16
Dec. 13, 1992 .... vs. Cincinnati ..... W, 27-10
Sept. 11, 1994 .... vs. Cincinnati ..... W, 27-10
Sept. 8, 1996 .... vs. Cincinnati ..... W, 27-14
Nov. 2, 1997 ..... at Cincinnati ..... L, 38-31
Sept. 19, 1999 ... at Cincinnati ..... W, 34-7
Sept. 30, 2001 ... vs. Cincinnati ..... W, 28-14
Sept. 8, 2002 .... at Cincinnati ..... W, 34-6
Nov. 23, 2003 ... vs. Cincinnati ..... L, 34-27
Nov. 12, 2006 ... at Cincinnati ..... W, 49-41
Dec. 20, 2009 ... vs. Cincinnati ..... W, 27-24
Dec. 26, 2010 .... at Cincinnati ..... L, 34-20
Dec. 2, 2012 ..... vs. Cincinnati ..... L, 20-13
Dec. 1, 2013 ..... vs. Cincinnati ..... L, 17-10
Jan. 5, 2014 ..... at Cincinnati* ..... W, 27-10
Sept. 20, 2015 ... at Cincinnati ..... L, 24-19
Dec. 9, 2018 ..... vs. Cincinnati ..... W, 26-21
Sept. 13, 2020 ... at Cincinnati ..... W, 16-13
Dec. 5, 2021 ..... at Cincinnati ..... W, 41-22
Nov. 17, 2024 .... vs. Cincinnati ..... W, 34-27

**AFC Wild Card*
***AFC Championship*

CLEVELAND BROWNS

Regular Season (20-9-1, .683)

Nov. 1, 1970 ..... at Cleveland .....W, 27-10
Nov. 13, 1972 .... vs. Cleveland. .....L, 21-17
Oct. 28, 1973 .... at Cleveland .....T, 16-16
Nov. 3, 1974 ..... vs. Cleveland. ..... W, 36-35
Oct. 24, 1976 .... at Cleveland .....L, 21-17
Dec. 4, 1977 ..... vs. Cleveland. .....W, 37-14
Sept. 7, 1981..... at Cleveland ..... W, 44-14
Dec. 5, 1982 ..... at Cleveland .....W, 30-13
Sept. 25, 1983 ... vs. Cleveland. .... L, 30-24 (OT)
Sept. 29, 1985 ... vs. Cleveland. .....L, 21-7
Dec. 21, 1986 .... at Cleveland ..... L, 47-17
Nov. 1, 1987 ..... vs. Cleveland. ....W, 27-24 (OT)
Sept. 23, 1990 ... at Cleveland ..... W, 24-14
Oct. 20, 1991 .... vs. Cleveland. .... L, 30-24 (OT)
Nov. 15, 1992 .... at Cleveland ..... W, 14-13
Dec. 3, 1995 ..... vs. Cleveland. ..... W, 31-13
Dec. 5, 1999 ..... vs. Cleveland. .....W, 23-10
Oct. 7, 2001 ..... at Cleveland ..... L, 20-16
Oct. 19, 2003 .... at Cleveland ..... W, 26-20
Dec. 19, 2004 ... at Cleveland .....W, 21-0
Nov. 5, 2006 .... vs. Cleveland. ..... W, 32-25
Dec. 6, 2009 .... at Cleveland ..... W, 30-23
Oct. 28, 2012 .... at Cleveland ..... L, 7-6
Oct. 4, 2015 ..... vs. Cleveland. ..... W, 30-27
Dec. 24, 2016.... at Cleveland ..... L, 20-17
Dec. 3, 2017 ..... vs. Cleveland. .....W, 19-10
Oct. 14, 2018 .... at Cleveland .....W, 38-14
Oct. 10, 2021 .... vs. Cleveland. ..... W, 47-42
Oct. 9, 2022..... at Cleveland ..... W, 30-28
Nov. 3, 2024 .... at Cleveland .....W, 27-10

†Did not play from 1996-98 after relocation to Baltimore, but rejoined as an expansion franchise in 1999.

DALLAS COWBOYS

Regular Season (5-8-0, .385)

Nov. 5, 1972 ..... vs. Dallas .....L, 34-28
Oct. 26, 1980.... at Dallas. ..... L, 42-31
Nov. 13, 1983 .... vs. Dallas ..... W, 24-23
Nov. 16, 1986 .... vs. Dallas ..... L, 24-21
Sept. 9, 1990 .... at Dallas. .....L, 17-14
Oct. 15, 1995 .... vs. Dallas ..... L, 23-9
Sept. 23, 2001 ... at Dallas. .....W, 32-21
Sept. 11, 2005 ... vs. Dallas ..... L, 28-24
Dec. 13, 2009.... at Dallas. .....W, 20-17
Sept. 29, 2013 ... vs. Dallas .....W, 30-21
Nov. 23, 2017.... at Dallas. ..... W, 28-6
Sept. 19, 2021 ... vs. Dallas ..... L, 20-17
Oct. 16, 2023.... vs. Dallas ..... L, 20-17

DENVER BRONCOS

Regular Season (57-72-1, .442)‡
Postseason (0-1, .000)

Oct. 16, 1960 .... at Denver.....W, 23-19
Dec. 10, 1960.... vs. Denver .....W, 41-33
Oct. 29, 1961 .... vs. Denver ..... W, 37-0
Nov. 12, 1961 .... at Denver.....W, 19-16
Sept. 7, 1962 .... at Denver..... L, 30-21
Nov. 4, 1962..... vs. Denver ..... L, 23-20
Oct. 6, 1963 ..... at Denver.....L, 50-34
Dec. 22, 1963.... vs. Denver ..... W, 58-20
Oct. 18, 1964 .... vs. Denver ..... W, 42-14
Nov. 8, 1964..... at Denver.....W, 31-20
Sept. 11, 1965 .... vs. Denver .....W, 34-31
Nov. 7, 1965..... at Denver.....W, 35-21
Oct. 30, 1966.... vs. Denver .....W, 24-17
Nov. 27, 1966.... at Denver..... L, 20-17
Oct. 22, 1967 .... at Denver.....W, 38-21
Nov. 23, 1967.... vs. Denver ..... W, 24-20
Oct. 20, 1968.... vs. Denver ..... W, 55-24
Dec. 1, 1968 ..... at Denver..... W, 47-23
Nov. 2, 1969..... at Denver..... L, 13-0
Nov. 23, 1969.... vs. Denver ..... W, 45-24
Nov. 8, 1970..... vs. Denver .....W, 24-21
Dec. 13, 1970 .... at Denver†.....T, 17-17
Oct. 17, 1971 .... at Denver..... L, 20-16
Dec. 12, 1971..... vs. Denver .....W, 45-17
Sept. 24, 1972 ... vs. Denver .....W, 37-14
Dec. 10, 1972 .... at Denver.....L, 38-13
Nov. 11, 1973..... at Denver..... L, 30-19
Dec. 9, 1973 ..... vs. Denver ..... L, 42-28
Oct. 20, 1974 .... at Denver..... L, 27-7
Dec. 15, 1974 .... vs. Denver .....W, 17-0
Nov. 16, 1975 .... vs. Denver .....L, 27-17
Nov. 30, 1975.... at Denver..... L, 13-10 (OT)
Oct. 3, 1976 ..... at Denver..... L, 26-0
Nov. 14, 1976 .... vs. Denver ..... L, 17-0
Nov. 13, 1977 .... vs. Denver .....L, 17-14
Dec. 11, 1977..... at Denver.....L, 17-9
Sept. 17, 1978.... at Denver..... L, 27-14
Oct. 8, 1978 ..... vs. Denver ..... W, 23-0
Oct. 7, 1979 ..... at Denver..... L, 7-0
Dec. 17, 1979 .... vs. Denver .....W, 17-7
Sept. 21, 1980 ... at Denver.....W, 30-13
Nov. 9, 1980..... vs. Denver ..... L, 20-13
Sept. 27, 1981.... at Denver..... L, 42-24
Nov. 29, 1981 .... vs. Denver .....W, 34-17
Sept. 12, 1982.... at Denver..... W, 23-3
Nov. 28, 1982.... vs. Denver ..... W, 30-20
Oct. 23, 1983 .... at Denver..... L, 14-6
Nov. 27, 1983.... vs. Denver .....W, 31-7
Nov. 11, 1984 .... vs. Denver .....L, 16-13
Dec. 9, 1984..... at Denver.....L, 16-13
Nov. 3, 1985..... vs. Denver ..... W, 30-10
Nov. 17, 1985 .... at Denver..... L, 30-24 (OT)
Oct. 12, 1986 .... vs. Denver .....L, 31-14
Nov. 9, 1986..... at Denver..... W, 9-3
Nov. 29, 1987.... vs. Denver .....L, 31-17
Dec. 27, 1987 .... at Denver..... L, 24-0
Sept. 11, 1988 .... at Denver..... L, 34-3
Oct. 2, 1988 ..... vs. Denver ..... L, 12-0
Oct. 8, 1989 ..... at Denver.....L, 16-10
Dec. 24, 1989.... vs. Denver .....W, 19-16
Nov. 11, 1990 .... vs. Denver .....W, 19-7
Dec. 16, 1990 .... at Denver..... L, 20-10
Sept. 22, 1991.... at Denver.....L, 27-19
Dec. 22, 1991 .... vs. Denver .....L, 17-14
Sept. 13, 1992.... at Denver.....L, 21-13
Oct. 25, 1992 .... vs. Denver .....W, 24-21
Sept. 12, 1993.... at Denver..... L, 34-17
Dec. 5, 1993 ..... vs. Denver .....W, 13-10
Sept. 4, 1994 .... at Denver..... W, 37-34
Oct. 23, 1994 .... vs. Denver ..... L, 20-15
Sept. 24, 1995 ... vs. Denver .....W, 17-6
Nov. 19, 1995 .... at Denver.....L, 30-27
Oct. 6, 1996 ..... at Denver.....L, 28-17
Dec. 22, 1996.... vs. Denver .....W, 16-10
Nov. 30, 1997.... vs. Denver .....L, 38-28
Dec. 21, 1997 .... at Denver..... L, 38-3
Nov. 8, 1998..... at Denver..... L, 27-10
Nov. 29, 1998.... vs. Denver .....L, 31-16
Nov. 7, 1999..... vs. Denver .....L, 33-17
Jan. 2, 2000 .... at Denver.....W, 12-6
Oct. 8, 2000 .... vs. Denver .....L, 21-7
Nov. 19, 2000 ... at Denver..... L, 38-37
Oct. 21, 2001 .... vs. Denver .....W, 27-10
Nov. 11, 2001 .... at Denver..... L, 26-16
Oct. 6, 2002 .... at Denver..... L, 26-9
Dec. 1, 2002..... vs. Denver ..... W, 30-27 (OT)
Sept. 14, 2003.... vs. Denver .....L, 37-13
Nov. 16, 2003 ... at Denver..... L, 37-8
Sept. 26, 2004 .. at Denver.....L, 23-13
Dec. 5, 2004 .... vs. Denver .....W, 20-17
Sept. 18, 2005... at Denver..... L, 20-17
Dec. 31, 2005.... vs. Denver ..... L, 23-7
Nov. 19, 2006 ... at Denver..... W, 35-27
Dec. 10, 2006 ... vs. Denver ..... W, 48-20
Oct. 7, 2007..... at Denver.....W, 41-3
Dec. 24, 2007 ... vs. Denver ..... W, 23-3
Sept. 14, 2008... at Denver..... L, 39-38
Dec. 28, 2008 ... vs. Denver .....W, 52-21
Oct. 19, 2009.... vs. Denver ..... L, 34-23
Nov. 22, 2009 ... at Denver..... W, 32-3
Nov. 22, 2010 ... vs. Denver .....W, 35-14
Jan. 2, 2011..... at Denver..... W, 33-28
Oct. 9, 2011 ..... at Denver..... W, 29-24
Nov. 27, 2011 .... vs. Denver ..... L, 16-13 (OT)
Oct. 15, 2012 .... vs. Denver ..... L, 35-24
Nov. 18, 2012 .... at Denver..... L, 30-23
Nov. 10, 2013.... vs. Denver ..... L, 28-20
Dec. 12, 2013 .... at Denver..... W, 27-20
Jan. 12, 2014 .... at Denver*..... L, 24-17
Oct. 23, 2014 .... at Denver.....L, 35-21
Dec. 14, 2014 .... vs. Denver ..... L, 22-10
Dec. 6, 2015..... vs. Denver .....L, 17-3
Jan. 3, 2016 ..... at Denver..... L, 27-20
Oct. 13, 2016 .... vs. Denver ..... W, 21-13
Oct. 30, 2016.... at Denver.....L, 27-19
Sept. 11, 2017.... at Denver..... L, 24-21
Oct. 22, 2017 .... vs. Denver .....W, 21-0
Nov. 18, 2018 .... vs. Denver ..... L, 23-22
Dec. 30, 2018.... at Denver..... W, 23-9
Oct. 6, 2019 ..... vs. Denver ..... L, 20-13
Dec. 1, 2019 ..... at Denver.....L, 23-20
Nov. 1, 2020..... at Denver..... L, 31-30
Dec. 27, 2020 ... vs. Denver .....W, 19-16
Nov. 28, 2021.... at Denver.....L, 28-13
Jan. 2, 2022..... vs. Denver .....W, 34-13
Oct. 17, 2022 .... vs. Denver ..... W, 19-16 (OT)
Jan. 8, 2023..... at Denver.....L, 31-28
Dec. 10, 2023.... vs. Denver ..... L, 24-7
Dec. 31, 2023.... at Denver.....L, 16-9
Oct. 13, 2024.... at Denver.....W, 23-16
Dec. 19, 2024.... vs. Denver ..... W, 34-27

‡Ties were not counted in winning percentage until the 1972 season. Ties prior to 1972 are not calculated into the series winning percentage.
**AFC Divisional*

DETROIT LIONS

Regular Season (7-6-0, .538)

Oct. 22, 1972 .... at Detroit.....L, 34-20
Nov. 6, 1977..... at Detroit.....L, 20-0
Oct. 22, 1978 .... at Detroit.....L, 31-14
Sept. 13, 1981 .... vs. Detroit ..... W, 28-23
Sept. 30, 1984 ... vs. Detroit ..... W, 27-24
Nov. 11, 1996 .... vs. Detroit .....W, 27-21
Oct. 10, 1999 .... at Detroit..... W, 20-10
Dec. 7, 2003 .... at Detroit.....W, 14-7
Dec. 16, 2007.... vs. Detroit .....W, 51-14
Dec. 24, 2011 .... at Detroit..... L, 38-10
Sept. 13, 2015.... vs. Detroit ..... W, 33-28
Sept. 15, 2019 ... at Detroit.....L, 13-10
Nov. 12, 2023.... vs. Detroit ..... L, 41-38

GREEN BAY PACKERS

Regular Season (2-11-0, .154)

Oct. 12, 1970 .... vs. Green Bay .....L, 22-20
Nov. 24, 1974.... at Green Bay.....L, 34-0
Sept. 24, 1978 ... vs. Green Bay ..... L, 24-3
Oct. 7, 1984 ..... at Green Bay..... W, 34-28
Dec. 12, 1993 .... vs. Green Bay ..... L, 20-13
Sept. 15, 1996.... at Green Bay..... L, 42-10
Oct. 24, 1999.... vs. Green Bay .....L, 31-3
Dec. 14, 2003.... vs. Green Bay .....L, 38-21
Sept. 23, 2007... at Green Bay..... L, 31-24
Nov. 6, 2011 ..... vs. Green Bay .....L, 45-38
Oct. 18, 2015 .... at Green Bay.....L, 27-20
Nov. 3, 2019..... vs. Green Bay .....W, 26-11
Nov. 19, 2023.... at Green Bay.....L, 23-20

HOUSTON TEXANS

Regular Season (6-3-0, .667)

Postseason (0-1, .000)

Sept. 15, 2002 . . . vs. Houston . . . . . W, 24-3
Sept. 12, 2004 . . . at Houston. . . . . W, 27-20
Oct. 28, 2007 . . . vs. Houston . . . . . W, 35-10
Nov. 7, 2010. . . . . at Houston. . . . . W, 29-23
Sept. 9, 2013 . . . . vs. Houston . . . . . L, 31-28
Nov. 27, 2016. . . . at Houston. . . . . W, 21-13
Sept. 22, 2019 . . . vs. Houston . . . . . L, 27-20
Dec. 26, 2021. . . . at Houston. . . . . L, 41-29
Oct. 2, 2022. . . . . at Houston. . . . . W, 34-24
Jan. 11, 2025. . . . . at Houston* . . . . . L, 32-12

**AFC Wild Card*

INDIANAPOLIS COLTS†

Regular Season (18-10-0, .643)

Postseason (2-1, .667)

Sept. 20, 1970 . . . vs. Baltimore. . . . . L, 16-14
Oct. 8, 1972 . . . . . at Baltimore . . . . . W, 23-20
Nov. 7, 1976. . . . . vs. Baltimore. . . . . L, 37-21
Oct. 18, 1981. . . . . at Baltimore . . . . . W, 43-14
Dec. 26, 1982. . . . vs. Baltimore. . . . . W, 44-26
Nov. 4, 1984. . . . . at Indianapolis . . . . . W, 38-10
Nov. 30, 1986 . . . at Indianapolis . . . . . W, 17-3
Nov. 8, 1987. . . . . at Indianapolis . . . . . W, 16-13
Dec. 20, 1987. . . . vs. Indianapolis. . . . . L, 20-7
Oct. 23, 1988 . . . . vs. Indianapolis. . . . . L, 16-0
Nov. 26, 1989. . . . at Indianapolis . . . . . L, 10-6
Oct. 18, 1992 . . . . at Indianapolis . . . . . W, 34-14
Nov. 1, 1992 . . . . . vs. Indianapolis. . . . . W, 26-0
Nov. 29, 1993. . . . at Indianapolis . . . . . W, 31-0
Dec. 17, 1995 . . . . at Indianapolis . . . . . W, 27-24
Dec. 31, 1995 . . . . vs. Indianapolis* . . . . . L, 35-20
Nov. 3, 1996. . . . . at Indianapolis . . . . . W, 26-19
Oct. 26, 1997 . . . . vs. Indianapolis. . . . . W, 35-19
Oct. 4, 1998 . . . . . at Indianapolis . . . . . L, 17-12
Sept. 26, 1999 . . . vs. Indianapolis. . . . . L, 27-19
Dec. 26, 2004 . . . at Indianapolis . . . . L, 34-31 (OT)
Dec. 18, 2005. . . . at Indianapolis . . . . . W, 26-17
Nov. 11, 2007. . . . vs. Indianapolis. . . . . W, 23-21
Jan. 13, 2008. . . . at Indianapolis** . . . . . W, 28-24
Nov. 23, 2008 . . . vs. Indianapolis. . . . . L, 23-20
Jan. 3, 2009. . . . . vs. Indianapolis* . . W, 23-17 (OT)
Nov. 28, 2010 . . . at Indianapolis . . . . . W, 36-14
Oct. 14, 2013 . . . . vs. Indianapolis. . . . . W, 19-9
Sept. 25, 2016 . . . at Indianapolis . . . . . L, 26-22
Sept. 8, 2019 . . . . vs. Indianapolis. . W, 30-24 (OT)
Dec. 26, 2022 . . . at Indianapolis . . . . . W, 20-3

†Known as Baltimore Colts (1960-83)

**AFC Wild Card*

***AFC Divisional*

JACKSONVILLE JAGUARS

Regular Season (9-4-0, .692)

Postseason (0-1, .000)

Oct. 5, 2003. . . . . at Jacksonville . . . . . L, 27-21
Oct. 10, 2004. . . . vs. Jacksonville. . . . . W, 34-21
Nov. 18, 2007 . . . at Jacksonville . . . . . L, 24-17
Sept. 19, 2010 . . . vs. Jacksonville. . . . . W, 38-13
Dec. 5, 2011 . . . . . at Jacksonville . . . . . W, 38-14
Oct. 20, 2013. . . . at Jacksonville . . . . . W, 24-6
Sept. 28, 2014 . . . vs. Jacksonville. . . . . W, 33-14
Nov. 29, 2015. . . . at Jacksonville . . . . . W, 31-25
Sept. 18, 2016 . . . vs. Jacksonville. . . . . W, 38-14
Nov. 12, 2017 . . . . at Jacksonville . . . . L, 20-17 (OT)
Dec. 8, 2019. . . . . at Jacksonville . . . . . W, 45-10
Oct. 25, 2020 . . . vs. Jacksonville. . . . . W, 39-29
Sept. 25, 2022. . . vs. Jacksonville. . . . . L, 38-10
Jan. 14, 2023 . . . . at Jacksonville* . . . . . L, 31-30

**AFC Wild Card*

KANSAS CITY CHIEFS†

Regular Season (57-71-1, .445)‡

Postseason (1-0, 1.000)

Sept. 10, 1960 . . . vs. Dallas . . . . . W, 21-20
Sept. 25, 1960 . . . at Dallas. . . . . L, 17-0
Sept. 10, 1961. . . . at Dallas. . . . . W, 26-10
Nov. 19, 1961 . . . . vs. Dallas . . . . . W, 24-14
Oct. 7, 1962 . . . . . vs. Dallas . . . . . W, 32-28
Dec. 16, 1962 . . . . at Dallas. . . . . L, 26-17
Sept. 29, 1963 . . . vs. Kansas City . . . . . W, 24-10
Oct. 20, 1963. . . . at Kansas City . . . . . W, 38-17
Nov. 15, 1964 . . . . at Kansas City . . . . . W, 28-14
Dec. 13, 1964 . . . vs. Kansas City . . . . . L, 49-6
Sept. 26, 1965 . . . vs. Kansas City‡ . . . . . T, 10-10
Nov. 14, 1965 . . . . at Kansas City . . . . . L, 31-7
Nov. 6, 1966. . . . . at Kansas City . . . . . L, 24-14
Dec. 18, 1966 . . . . vs. Kansas City . . . . . L, 27-17
Oct. 15, 1967 . . . . vs. Kansas City . . . . . W, 45-31
Nov. 19, 1967 . . . . at Kansas City . . . . . W, 17-16
Oct. 27, 1968 . . . . at Kansas City . . . . . L, 27-20
Dec. 8, 1968 . . . . . vs. Kansas City . . . . . L, 40-3
Sept. 14, 1969 . . . vs. Kansas City . . . . . L, 27-9
Nov. 9, 1969. . . . . at Kansas City . . . . . L, 27-3
Nov. 29, 1970. . . . at Kansas City . . . . . L, 26-14
Dec. 20, 1970. . . . vs. Kansas City . . . . . W, 31-13
Sept. 19, 1971 . . . . vs. Kansas City . . . . . W, 21-14
Oct. 10, 1971. . . . . at Kansas City . . . . . L, 31-10
Oct. 29, 1972 . . . . vs. Kansas City . . . . . L, 26-14
Nov. 19, 1972 . . . . at Kansas City . . . . . W, 27-17
Nov. 4, 1973. . . . . vs. Kansas City . . . . . L, 19-0
Dec. 16, 1973 . . . . at Kansas City . . . . . L, 33-6
Oct. 27, 1974 . . . . vs. Kansas City . . . . . L, 24-14
Nov. 10, 1974 . . . . at Kansas City . . . . . W, 14-7
Oct. 19, 1975 . . . . vs. Kansas City . . . . . L, 12-10
Dec. 7, 1975 . . . . . at Kansas City . . . . . W, 28-20
Sept. 12, 1976. . . . at Kansas City . . . . . W, 30-16
Nov. 28, 1976. . . . vs. Kansas City . . . . . L, 23-20
Sept. 25, 1977 . . . at Kansas City . . . . . W, 23-7
Oct. 23, 1977 . . . . vs. Kansas City . . . . . L, 21-16
Nov. 12, 1978 . . . . vs. Kansas City . . . W, 29-23 (OT)
Nov. 26, 1978. . . . at Kansas City . . . . . L, 23-0
Nov. 4, 1979. . . . . at Kansas City . . . . . W, 20-14
Nov. 25, 1979. . . . vs. Kansas City . . . . . W, 28-7
Sept. 28, 1980 . . . at Kansas City . . . . . W, 24-7
Nov. 16, 1980 . . . . vs. Kansas City . . . . . W, 20-7
Sept. 20, 1981 . . . at Kansas City . . . . . W, 42-31
Nov. 1, 1981. . . . . vs. Kansas City . . . . . W, 22-20
Sept. 19, 1982. . . . at Kansas City . . . . . L, 19-12
Sept. 12, 1983. . . . at Kansas City . . . . . W, 17-14
Dec. 11, 1983. . . . . vs. Kansas City . . . . . W, 41-38
Oct. 14, 1984 . . . . at Kansas City . . . . . L, 31-13
Dec. 16, 1984 . . . . vs. Kansas City . . . . . L, 42-21
Oct. 13, 1985 . . . . vs. Kansas City . . . . . W, 31-20
Dec. 22, 1985. . . . at Kansas City . . . . . L, 38-34
Oct. 19, 1986 . . . . at Kansas City . . . . . L, 42-41
Nov. 2, 1986. . . . . vs. Kansas City . . . . . L, 24-23
Sept. 13, 1987. . . . at Kansas City . . . . . L, 20-13
Oct. 25, 1987 . . . . vs. Kansas City . . . . . W, 42-21
Sept. 25, 1988 . . . at Kansas City . . . . . W, 24-23
Dec. 18, 1988 . . . . vs. Kansas City . . . . . W, 24-13
Sept. 24, 1989 . . . vs. Kansas City . . . . . W, 21-6
Dec. 17, 1989 . . . . at Kansas City . . . . . W, 20-13
Nov. 18, 1990. . . . at Kansas City . . . . . L, 27-10
Dec. 23, 1990. . . . vs. Kansas City . . . . . L, 24-21
Sept. 29, 1991. . . . vs. Kansas City . . . . . L, 14-13
Dec. 8, 1991 . . . . . at Kansas City . . . . . L, 20-17 (OT)
Sept. 6, 1992 . . . . vs. Kansas City . . . . . L, 24-10
Nov. 8, 1992. . . . . at Kansas City . . . . . L, 16-14
Jan. 2, 1993 . . . . . vs. Kansas City* . . . . . W, 17-0
Oct. 17, 1993 . . . . vs. Kansas City . . . . . L, 17-14
Dec. 19, 1993 . . . . at Kansas City . . . . . L, 28-24
Oct. 9, 1994 . . . . . vs. Kansas City . . . . . W, 20-6
Nov. 13, 1994 . . . . at Kansas City . . . . . W, 14-13
Oct. 9, 1995 . . . . . at Kansas City . . . . L, 29-23 (OT)
Nov. 12, 1995 . . . . vs. Kansas City . . . . . L, 22-7
Sept. 29, 1996 . . . vs. Kansas City . . . . . W, 22-19
Nov. 24, 1996. . . . at Kansas City . . . . . W, 28-14
Oct. 16, 1997 . . . . at Kansas City . . . . . L, 31-3
Dec. 14, 1997 . . . . vs. Kansas City . . . . . L, 29-7
Sept. 20, 1998 . . . at Kansas City . . . . . L, 23-7
Nov. 22, 1998. . . . vs. Kansas City . . . . . W, 38-37
Oct. 3, 1999 . . . . . vs. Kansas City . . . . . W, 21-14
Oct. 31, 1999 . . . . at Kansas City . . . . . L, 34-0
Sept. 17, 2000. . . at Kansas City . . . . . L, 42-10
Nov. 26, 2000. . . vs. Kansas City . . . . . W, 17-16
Nov. 4, 2001 . . . . vs. Kansas City . . . . . L, 25-20
Dec. 23, 2001. . . . at Kansas City . . . . . L, 20-17
Oct. 13, 2002. . . . vs. Kansas City . . . . . W, 35-34
Dec. 22, 2002 . . . at Kansas City . . . . . L, 24-22
Sept. 7, 2003. . . . at Kansas City . . . . . L, 27-14
Nov. 30, 2003. . . vs. Kansas City . . . . . L, 28-24
Nov. 28, 2004 . . . at Kansas City . . . . . W, 34-31
Jan. 2, 2005. . . . . vs. Kansas City . . . . . W, 24-17
Oct. 30, 2005 . . . vs. Kansas City . . . . . W, 28-20
Dec. 24, 2005 . . . at Kansas City . . . . . L, 20-7
Oct. 22, 2006 . . . at Kansas City . . . . . L, 30-27
Dec. 17, 2006. . . . vs. Kansas City . . . . . W, 20-9
Sept. 30, 2007 . . vs. Kansas City . . . . . L, 30-16
Dec. 2, 2007 . . . . at Kansas City . . . . . W, 24-10
Nov. 9, 2008 . . . . vs. Kansas City . . . . . W, 20-19
Dec. 14, 2008 . . . at Kansas City . . . . . W, 22-21
Oct. 25, 2009 . . . at Kansas City . . . . . W, 37-7
Nov. 29, 2009 . . . vs. Kansas City . . . . . W, 43-14
Sept. 13, 2010 . . . at Kansas City . . . . . L, 21-14
Dec. 12, 2010 . . . . vs. Kansas City . . . . . W, 31-0
Sept. 25, 2011. . . . vs. Kansas City . . . . . W, 20-17
Oct. 31, 2011. . . . . at Kansas City . . . . L, 23-20 (OT)
Sept. 30, 2012 . . . at Kansas City . . . . . W, 37-20
Nov. 1, 2012 . . . . . vs. Kansas City . . . . . W, 31-13
Nov. 24, 2013. . . . at Kansas City . . . . . W, 41-38
Dec. 29, 2013. . . . vs. Kansas City . . W, 27-24 (OT)
Oct. 19, 2014 . . . . vs. Kansas City . . . . . L, 23-20
Dec. 28, 2014. . . . at Kansas City . . . . . L, 19-7
Nov. 22, 2015. . . . vs. Kansas City . . . . . L, 33-3
Dec. 13, 2015 . . . . at Kansas City . . . . . L, 10-3
Sept. 11, 2016 . . . . at Kansas City . . . . L, 33-27 (OT)
Jan. 1, 2017. . . . . vs. Kansas City . . . . . L, 37-27
Sept. 24, 2017 . . . vs. Kansas City . . . . . L, 24-10
Dec. 16, 2017 . . . . at Kansas City . . . . . L, 30-13
Sept. 9, 2018 . . . . vs. Kansas City . . . . . L, 38-28
Dec. 13, 2018 . . . . at Kansas City . . . . . W, 29-28
Nov. 18, 2019 . . . . vs. Kansas City^ . . . . . L, 24-17
Dec. 29, 2019. . . . at Kansas City . . . . . L, 31-21
Sept. 20, 2020 . . vs. Kansas City . . . L, 23-20 (OT)
Jan. 3, 2021 . . . . . at Kansas City . . . . . W, 38-21
Sept. 26, 2021 . . . at Kansas City . . . . . W, 30-24
Dec. 16, 2021 . . . . vs. Kansas City . . . L, 34-28 (OT)
Sept. 15, 2022 . . . at Kansas City . . . . . L, 27-24
Nov. 20, 2022 . . . vs. Kansas City . . . . . L, 30-27
Oct. 22, 2023. . . . at Kansas City . . . . . L, 30-13
Jan. 7, 2024. . . . . vs. Kansas City . . . . . L, 13-12
Sept. 29, 2024. . . vs. Kansas City . . . . . L, 17-10
Dec. 8, 2024 . . . . at Kansas City . . . . . L, 19-17

†Known as Dallas Texans (1960-62)

‡Ties were not counted in winning percentage until the 1972 season. Ties prior to 1972 are not calculated into the series winning percentage.

^Played at Estadio Azteca in Mexico City, Mexico.

**AFC Wild Card*

LAS VEGAS RAIDERS†

Regular Season (60-68-2, .469)‡

Postseason (0-1, .000)

Nov. 27, 1960 .... vs. Oakland ..... W, 52-28
Dec. 4, 1960 ..... at Oakland ..... W, 41-17
Sept. 17, 1961 .... vs. Oakland ..... W, 44-0
Oct. 22, 1961 .... at Oakland ..... W, 41-10
Sept. 30, 1962 ... at Oakland ..... W, 42-33
Dec. 2, 1962 ..... vs. Oakland ..... W, 31-21
Oct. 27, 1963 .... vs. Oakland ..... L, 34-33
Dec. 8, 1963 ..... at Oakland ..... L, 41-27
Nov. 1, 1964 .... vs. Oakland ..... W, 31-17
Dec. 20, 1964 .... at Oakland ..... L, 21-20
Sept. 19, 1965 .... at Oakland ..... W, 17-6
Dec. 19, 1965 .... vs. Oakland ..... W, 24-14
Sept. 25, 1966 ... at Oakland ..... W, 29-20
Nov. 13, 1966 .... vs. Oakland ..... L, 41-19
Oct. 29, 1967 .... at Oakland ..... L, 51-10
Dec. 3, 1967 ..... vs. Oakland ..... L, 41-21
Oct. 13, 1968 .... at Oakland ..... W, 23-14
Dec. 15, 1968 .... vs. Oakland ..... L, 34-27
Oct. 26, 1969 .... vs. Oakland ..... L, 24-12
Nov. 16, 1969 .... at Oakland ..... L, 21-16
Sept. 27, 1970 ... vs. Oakland‡ ..... T, 27-27
Nov. 22, 1970 .... at Oakland ..... L, 20-17
Sept. 26, 1971 .... vs. Oakland ..... L, 34-0
Nov. 21, 1971 .... at Oakland ..... L, 34-33
Oct. 1, 1972 ..... at Oakland ..... T, 17-17
Dec. 3, 1972 ..... vs. Oakland ..... L, 21-19
Oct. 14, 1973 .... vs. Oakland ..... L, 27-17
Nov. 25, 1973 .... at Oakland ..... L, 31-3
Oct. 13, 1974 .... vs. Oakland ..... L, 14-10
Nov. 17, 1974 .... at Oakland ..... L, 17-10
Oct. 5, 1975 ..... vs. Oakland ..... L, 6-0
Oct. 26, 1975 .... at Oakland ..... L, 25-0
Oct. 10, 1976 .... vs. Oakland ..... L, 27-17
Dec. 12, 1976 .... at Oakland ..... L, 24-0
Sept. 18, 1977 .... at Oakland ..... L, 24-0
Nov. 20, 1977 .... vs. Oakland ..... W, 12-7
Sept. 10, 1978 ... vs. Oakland ..... L, 21-20
Oct. 29, 1978 .... at Oakland ..... W, 27-23
Sept. 9, 1979 .... vs. Oakland ..... W, 30-10
Oct. 25, 1979 .... at Oakland ..... L, 45-22
Sept. 14, 1980 ... vs. Oakland ..... W, 30-24 (OT)
Oct. 12, 1980 .... at Oakland ..... L, 38-24
Jan. 11, 1981 ..... vs. Oakland* ..... L, 34-27
Nov. 22, 1981 .... at Oakland ..... W, 55-21
Dec. 21, 1981 ..... vs. Oakland ..... W, 23-10
Nov. 22, 1982 .... at Los Angeles ..... L, 28-24
Jan. 2, 1983 ..... vs. Los Angeles ..... L, 41-34
Dec. 1, 1983 ..... vs. Los Angeles ..... L, 42-10
Dec. 18, 1983 .... at Los Angeles ..... L, 30-14
Sept. 24, 1984 ... at Los Angeles ..... L, 33-30
Oct. 21, 1984 .... vs. Los Angeles ..... L, 44-37
Oct. 28, 1985 .... at Los Angeles ..... L, 34-21
Nov. 10, 1985 .... vs. Los Angeles. . W, 40-34 (OT)
Sept. 28, 1986 ... at Los Angeles ..... L, 17-13
Nov. 20, 1986 ... vs. Los Angeles. ... L, 37-31 (OT)
Oct. 18, 1987 .... at Los Angeles ..... W, 23-17
Nov. 15, 1987 .... vs. Los Angeles ..... W, 16-14
Sept. 4, 1988 .... at Los Angeles ..... L, 24-13
Nov. 6, 1988 ..... vs. Los Angeles ..... L, 13-3
Sept. 10, 1989 ... at Los Angeles ..... L, 40-14
Nov. 12, 1989 .... vs. Los Angeles ..... W, 14-12
Oct. 21, 1990 .... vs. Los Angeles ..... L, 24-9
Dec. 30, 1990 ... at Los Angeles ..... L, 17-12
Oct. 6. 1991 ..... at Los Angeles ..... W, 21-13
Dec. 1, 1991 ..... vs. Los Angeles ..... L, 9-7
Nov. 29, 1992 .... vs. Los Angeles ..... W, 27-3
Dec. 20, 1992 .... at Los Angeles ..... W, 36-14
Oct. 31, 1993 .... at Los Angeles ..... W, 30-23
Nov. 21, 1993 .... vs. Los Angeles ..... L, 12-7
Sept. 25, 1994 ... at Los Angeles ..... W, 26-24
Dec. 5, 1994 ..... vs. Los Angeles ..... L, 24-17
Sept. 3, 1995 .... at Oakland ..... L, 17-7
Nov. 27, 1995 .... vs. Oakland ..... W, 12-6
Sept. 22, 1996 ... at Oakland ..... W, 40-34
Oct. 21, 1996 .... vs. Oakland ..... L, 23-14
Oct. 5, 1997 ..... at Oakland ..... W, 25-10
Nov. 16, 1997 .... vs. Oakland ..... L, 38-13
Oct. 11, 1998 ..... at Oakland ..... L, 7-6
Dec. 20, 1998 .... vs. Oakland ..... L, 17-10
Nov. 14, 1999 .... at Oakland ..... L, 28-9
Dec. 26, 1999 .... vs. Oakland ..... W, 23-20
Sept. 3, 2000 ... at Oakland ..... L, 9-6
Oct. 29, 2000 ... vs. Oakland ..... L, 15-13
Nov. 18, 2001 .... at Oakland ..... L, 34-24
Dec. 15, 2001 .... vs. Oakland ..... L, 13-6
Oct. 20, 2002 ... at Oakland ..... W, 27-21 (OT)
Dec. 8, 2002 .... vs. Oakland ..... L, 27-7
Sept. 28, 2003 ... at Oakland ..... L, 34-31 (OT)
Dec. 28, 2003 .... vs. Oakland ..... W, 21-14
Oct. 31, 2004 .... vs. Oakland ..... W, 42-14
Nov. 21, 2004 ... at Oakland ..... W, 23-17
Oct. 16, 2005 .... at Oakland ..... W, 27-14
Dec. 4, 2005 .... vs. Oakland ..... W, 34-10
Sept. 11, 2006 ... at Oakland ..... W, 27-0
Nov. 26, 2006 ... vs. Oakland ..... W, 21-14
Oct. 14, 2007 .... vs. Oakland ..... W, 28-14
Dec. 30, 2007 ... at Oakland ..... W, 30-17
Sept. 28, 2008 ... at Oakland ..... W, 28-18
Dec. 4, 2008 .... vs. Oakland ..... W, 34-7
Sept. 14, 2009 ... at Oakland ..... W, 24-20
Nov. 1, 2009 .... vs. Oakland ..... W, 24-16
Oct. 10, 2010 .... at Oakland ..... L, 35-27
Dec. 5, 2010 ..... vs. Oakland ..... L, 28-13
Nov. 10, 2011 .... vs. Oakland ..... L, 24-17
Jan. 1, 2012 ..... at Oakland ..... W, 38-26
Sept. 10, 2012 ... at Oakland ..... W, 22-14
Dec. 30, 2012 .... vs. Oakland ..... W, 24-21
Oct. 6, 2013 ..... at Oakland ..... L, 27-17
Dec. 22, 2013 .... vs. Oakland ..... W, 26-13
Oct. 12, 2014 .... at Oakland ..... W, 31-28
Nov. 16, 2014 .... vs. Oakland ..... W, 13-6
Oct. 25, 2015 .... vs. Oakland ..... L, 37-29
Dec. 24, 2015 .... at Oakland ..... L, 23-20 (OT)
Oct. 9, 2016 ..... at Oakland ..... L, 34-31
Dec. 18, 2016 .... vs. Oakland ..... L, 19-16
Oct. 15, 2017 .... at Oakland ..... W, 17-16
Dec. 31, 2017 .... vs. Oakland ..... W, 30-10
Oct. 7, 2018 ..... vs. Oakland ..... W, 26-10
Nov. 11, 2018 .... at Oakland ..... W, 20-6
Nov. 7, 2019 ..... at Oakland ..... L, 26-24
Dec. 22, 2019 .... vs. Oakland ..... L, 24-17
Nov. 8, 2020 .... vs. Las Vegas ..... L, 31-26
Dec. 17, 2020 .... at Las Vegas .... W, 30-27 (OT)
Oct. 4, 2021 ..... vs. Las Vegas ..... W, 28-14
Jan. 9, 2022 ..... at Las Vegas ..... L, 35-32 (OT)
Sept. 11, 2022 .... vs. Las Vegas ..... W, 24-19
Dec. 4, 2022 .... at Las Vegas ..... L, 27-20
Oct. 1, 2023 ..... vs. Las Vegas ..... W, 24-17
Dec. 14, 2023 .... at Las Vegas ..... L, 63-21

†Known as Oakland Raiders (1960-81 and 1995-2019) and Los Angeles Raiders (1982-94)

‡Ties were not counted in winning percentage until the 1972 season. Ties prior to 1972 are not calculated into the series winning percentage.

**AFC Championship*

LOS ANGELES RAMS†

Regular Season (6-7-0, .462)

Oct. 4, 1970 ..... at Los Angeles ..... L, 37-10
Oct. 12, 1975 .... vs. Los Angeles. ... L, 13-10 (OT)
Oct. 21, 1979 .... at Los Angeles ..... W, 40-16
Nov. 20, 1988 .... at Los Angeles ..... W, 38-24
Oct. 13, 1991 .... at Los Angeles ..... L, 30-24
Nov. 27, 1994 .... vs. Los Angeles. ..... W, 31-17
Oct. 1, 2000 ..... at St. Louis ..... L, 57-31
Nov. 10, 2002 ... at St. Louis ..... L, 28-24
Oct. 29, 2006 ... vs. St. Louis ..... W, 38-24
Oct. 17, 2010 .... at St. Louis ..... L, 20-17
Nov. 23, 2014 .... vs. St. Louis ..... W, 27-24
Sept. 23, 2018 ... at Los Angeles ..... L, 35-23
Jan. 1, 2023 ..... vs. Los Angeles. ..... W, 31-10
Sept. 8, 2024 .... vs. Las Vegas ..... W, 22-10
Jan. 5, 2025 ..... at Las Vegas ..... W, 34-20

†Known as Los Angeles Rams (1960-94 and 2016-present) and St. Louis Rams (1995-2015)

MIAMI DOLPHINS

Regular Season (15-18-0, .455)

Postseason (2-2, .500)

Oct. 2, 1966 ..... vs. Miami ..... W, 44-10
Nov. 12, 1967 .... vs. Miami ..... W, 24-0
Dec. 10, 1967 .... at Miami ..... L, 41-24
Nov. 3, 1968 ..... vs. Miami ..... W, 34-28
Oct. 11, 1969 ..... at Miami ..... W, 21-14
Oct. 15, 1972 ..... at Miami ..... L, 24-10
Sept. 29, 1974 ... vs. Miami ..... L, 28-21
Oct. 30, 1977 .... at Miami ..... W, 14-13
Oct. 15, 1978 ..... vs. Miami ..... L, 28-21
Nov. 20, 1980 ... at Miami ..... W, 27-24 (OT)
Jan. 2, 1982 ..... at Miami* ..... W, 41-38 (OT)
Jan. 16, 1983 ..... at Miami* ..... L, 34-13
Nov. 18, 1984 .... vs. Miami ..... W, 34-28 (OT)
Sept. 7, 1986 .... vs. Miami ..... W, 50-28
Oct. 16, 1988 .... at Miami ..... L, 31-28
Dec. 15, 1991 ..... vs. Miami ..... W, 38-30
Jan. 10, 1993 .... at Miami* ..... L, 31-0
Dec. 27, 1993 .... vs. Miami ..... W, 45-20
Jan. 8, 1995 ..... vs. Miami* ..... W, 22-21
Nov. 5, 1995 ..... vs. Miami ..... L, 24-14
Dec. 19, 1999 .... at Miami ..... L, 12-9
Nov. 12, 2000 ... vs. Miami ..... L, 17-7
Nov. 24, 2002 ... at Miami ..... L, 30-3
Oct. 27, 2003 ... vs. Miami^ ..... L, 26-10
Dec. 11, 2005 .... vs. Miami ..... L, 23-21
Oct. 5, 2008 .... at Miami ..... L, 17-10
Sept. 27, 2009 ... vs. Miami ..... W, 23-13
Oct. 2, 2011 ..... vs. Miami ..... W, 26-16
Nov. 17, 2013 .... at Miami ..... L, 20-16
Nov. 2, 2014 ..... at Miami ..... L, 37-0
Dec. 20, 2015 .... vs. Miami ..... W, 30-14
Nov. 13, 2016 .... vs. Miami ..... L, 31-24
Sept. 17, 2017 .... vs. Miami ..... L, 19-17
Sept. 29, 2019 ... at Miami ..... W, 30-10
Nov. 15, 2020 ... at Miami ..... L, 29-21
Dec. 11, 2022 .... vs. Miami ..... W, 23-17
Sept. 10, 2023 ... vs. Miami ..... L, 36-34

^Played at Sun Devil Stadium in Tempe, Ariz., due to fires in the San Diego area.

**AFC Divisional*

MINNESOTA VIKINGS

Regular Season (7-8-0, .467)

Dec. 5, 1971 ..... vs. Minnesota ..... W, 30-14
Nov. 23, 1975 .... at Minnesota ..... L, 28-13
Nov. 19, 1978 .... at Minnesota ..... W, 13-7
Oct. 11, 1981 ..... vs. Minnesota ..... L, 33-31
Sept. 2, 1984 .... at Minnesota ..... W, 42-13
Oct. 20, 1985 .... at Minnesota ..... L, 21-17
Nov. 7, 1993 ..... at Minnesota ..... W, 30-17
Nov. 28, 1999 .... at Minnesota ..... L, 35-27
Nov. 9, 2003 .... vs. Minnesota ..... W, 42-28
Nov. 4, 2007 .... at Minnesota ..... L, 35-17
Sept. 11, 2011 .... vs. Minnesota ..... W, 24-17
Sept. 27, 2015 .... at Minnesota ..... L, 31-14
Dec. 15, 2019 .... vs. Minnesota ..... L, 39-10
Nov. 14, 2021 .... vs. Minnesota ..... L, 27-20
Sept. 24, 2023 .... at Minnesota ..... W, 28-24

NEW ENGLAND PATRIOTS†

Regular Season (16-24-2, .400)‡

Postseason (1-3, .250)

Oct. 8, 1960 ..... vs. Boston ..... L, 35-0
Oct. 28, 1960 .... at Boston ..... W, 45-16
Oct. 7, 1961 ..... at Boston ..... W, 38-27
Dec. 17, 1961 ..... vs. Boston ..... L, 41-0
Oct. 19, 1962 .... at Boston ..... L, 24-20
Dec. 9, 1962 ..... vs. Boston ..... L, 20-14
Sept. 14, 1963 ... vs. Boston ..... W, 17-13
Nov. 10, 1963 .... at Boston ..... W, 7-6
Jan. 5, 1964 ..... vs. Boston* ..... W, 51-10
Sept. 20, 1964 ... vs. Boston ..... L, 33-28
Oct. 9, 1964 ..... at Boston ..... W, 26-17
Oct. 17, 1965 .... at Boston‡ ..... T, 13-13
Oct. 31, 1965 .... vs. Boston ..... L, 22-6
Sept. 10, 1966 ... vs. Boston ..... W, 24-0
Oct. 23, 1966 .... at Boston ..... L, 35-17
Sept. 9, 1967 .... vs. Boston ..... W, 28-14
Oct. 8, 1967 ..... vs. Boston‡ ..... T, 31-31
Nov. 10, 1968 .... at Boston ..... W, 27-17
Oct. 19, 1969 .... at Boston ..... W, 13-10
Dec. 7, 1969 ..... vs. Boston ..... W, 28-18
Nov. 15, 1970 .... at Boston ..... W, 16-14
Dec. 2, 1973 ..... at New England ..... L, 30-14
Nov. 9, 1975 ..... vs. New England ..... L, 33-19
Oct. 16, 1977 .... vs. New England ..... L, 24-20
Oct. 1, 1978 ..... at New England ..... L, 28-23
Sept. 23, 1979 ... at New England ..... L, 27-21
Oct. 16, 1983 .... at New England ..... L, 37-21
Nov. 20, 1994 ... at New England ..... L, 23-17
Dec. 1, 1996 ..... vs. New England ..... L, 45-7
Aug. 31, 1997 .... at New England ..... L, 41-7
Oct. 14, 2001 .... at New England ... L, 29-26 (OT)
Sept. 29, 2002 ... vs. New England ..... W, 21-14
Oct. 2, 2005 ..... at New England ..... W, 41-17
Jan. 14, 2007 .... vs. New England** ..... L, 24-21
Sept. 16, 2007 ... at New England ..... L, 38-14
Jan. 20, 2008 ... at New England*** ..... L, 21-12
Oct. 12, 2008 .... vs. New England ..... W, 30-10
Oct. 24, 2010 .... vs. New England ..... L, 23-20
Sept. 18, 2011 .... at New England ..... L, 35-21
Dec. 7, 2014 ..... vs. New England ..... L, 23-14
Oct. 29, 2017 .... at New England ..... L, 21-13
Jan. 13, 2019 .... at New England** ..... L, 41-28
Dec. 6, 2020 .... vs. New England ..... L, 45-0
Oct. 31, 2021 .... vs. New England ..... L, 27-24
Dec. 3, 2023 ..... at New England ..... W, 6-0
Dec. 28, 2024 ... at New England ..... W, 40-7

†Known as Boston Patriots (1960-70)
‡Ties were not counted in winning percentage until the 1972 season. Ties prior to 1972 are not calculated into the series winning percentage.
**AFL Championship*
***AFC Divisional*
****AFC Championship*

NEW ORLEANS SAINTS

Regular Season (8-6-0, .571)

Nov. 18, 1973 .... vs. New Orleans ..... W, 17-14
Oct. 9, 1977 ..... at New Orleans ..... W, 14-0
Dec. 9, 1979 ..... at New Orleans ..... W, 35-0
Oct. 9, 1988 ..... vs. New Orleans ..... L, 23-17
Nov. 17, 1991 .... vs. New Orleans ..... W, 24-21
Oct. 16, 1994 .... at New Orleans ..... W, 36-22
Sept. 7, 1997 .... at New Orleans ..... W, 20-6
Sept. 10, 2000 ... vs. New Orleans ..... L, 28-27
Nov. 7, 2004 .... vs. New Orleans ..... W, 43-17
Oct. 26, 2008 ... at New Orleans^ ..... L, 37-32
Oct. 7, 2012 ..... at New Orleans ..... L, 31-24
Oct. 2, 2016 ..... vs. New Orleans ..... L, 35-34
Oct. 12, 2020 .... at New Orleans ... L, 30-27 (OT)
Oct. 27, 2024 .... vs. New Orleans ..... W, 26-8

^Played at Wembley Stadium in London, England

NEW YORK GIANTS

Regular Season (8-5-0, .615)

Nov. 7, 1971 ..... at New York ..... L, 35-17
Nov. 1, 1975 ..... at New York ..... L, 35-24
Oct. 19, 1980 .... vs. New York ..... W, 44-7
Oct. 2, 1983 ..... at New York ..... W, 41-34
Sept. 14, 1986 ... at New York ..... L, 20-7
Oct. 22, 1989 .... vs. New York ..... L, 20-13
Dec. 23, 1995 .... at New York ..... W, 27-17
Sept. 27, 1998 ... vs. New York ..... L, 34-16
Sept. 25, 2005 ... vs. New York ..... W, 45-23
Nov. 8, 2009 .... at New York ..... W, 21-20
Dec. 8, 2013 ..... vs. New York ..... W, 37-14
Oct. 8, 2017 ..... at New York ..... W, 27-22
Dec. 12, 2021 .... vs. New York ..... W, 37-21

NEW YORK JETS†

Regular Season (24-12-1, .667)‡

Postseason (0-2, .000)

Nov. 4, 1960 .... at New York ..... W, 21-7
Dec. 18, 1960 .... vs. New York ..... W, 50-43
Oct. 15, 1961 ..... at New York ..... W, 25-10
Nov. 5, 1961 ..... vs. New York ..... W, 48-13
Sept. 16, 1962 .... vs. New York ..... W, 40-14
Oct. 28, 1962 .... at New York ..... L, 23-3
Oct. 13, 1963 .... vs. New York ..... W, 24-20
Nov. 2, 1963 ..... at New York ..... W, 53-7
Oct. 3, 1964 ..... at New York‡ ..... T, 17-17
Dec. 6, 1964 ..... vs. New York ..... W, 38-3
Oct. 23, 1965 .... at New York ..... W, 34-9
Dec. 4, 1965 ..... vs. New York ..... W, 38-7
Oct. 8, 1966 ..... at New York ..... L, 17-16
Dec. 11, 1966 .... vs. New York ..... W, 42-27
Dec. 24, 1967 .... vs. New York ..... L, 42-31
Oct. 5, 1968 ..... at New York ..... L, 23-20
Nov. 24, 1968 .... vs. New York ..... L, 37-15
Sept. 28, 1969 ... vs. New York ..... W, 34-27
Oct. 31, 1971 ..... vs. New York ..... W, 49-21
Dec. 1, 1974 ..... at New York ..... L, 27-14
Dec. 15, 1975 .... vs. New York ..... W, 24-16
Sept. 4, 1983 .... vs. New York ..... L, 41-29
Dec. 3, 1989 ..... vs. New York ..... L, 20-17
Oct. 14, 1990 .... at New York ..... W, 39-3
Dec. 2, 1990 ..... vs. New York ..... W, 38-17
Nov. 24, 1991 .... at New York ..... L, 24-3
Dec. 18, 1994 .... at New York ..... W, 21-6
Nov. 3, 2002 .... vs. New York ..... L, 44-13
Sept. 19, 2004 ... vs. New York ..... L, 34-28
Jan. 8, 2005 ..... vs. New York* ..... L, 20-17 (OT)
Nov. 6, 2005 .... at New York ..... W, 31-26
Sept. 22, 2008 ... vs. New York ..... W, 48-29
Jan. 17, 2010 .... vs. New York** ..... L, 17-14
Oct. 23, 2011 .... at New York ..... L, 27-21
Dec. 23, 2012 .... at New York ..... W, 27-17
Oct. 5, 2014 ..... vs. New York ..... W, 31-0
Dec. 24, 2017 .... at New York ..... W, 14-7
Nov. 22, 2020 ... vs. New York ..... W, 34-28
Nov. 6, 2023 .... at New York ..... W, 27-6

†Known as Titans of New York (1960-62)
‡Ties were not counted in winning percentage until the 1972 season. Ties prior to 1972 are not calculated into the series winning percentage.
**AFC Wild Card*
***AFC Divisional*

PHILADELPHIA EAGLES

Regular Season (8-5-0, .615)

Oct. 6, 1974 ..... vs. Philadelphia ..... L, 13-7
Nov. 30, 1980 ... vs. Philadelphia ..... W, 22-21
Dec. 15, 1985 .... vs. Philadelphia ..... W, 20-14
Oct. 26, 1986 .... at Philadelphia ..... L, 23-7
Nov. 5, 1989 ..... vs. Philadelphia ..... W, 20-17
Sept. 17, 1995 .... at Philadelphia ..... W, 27-21
Oct. 18, 1998 .... vs. Philadelphia ..... W, 13-10
Dec. 9, 2001 ..... at Philadelphia ..... L, 24-14
Oct. 23, 2005 ... at Philadelphia ..... L, 20-17
Nov. 15, 2009 ... vs. Philadelphia ..... W, 31-23
Sept. 15, 2013 .... at Philadelphia ..... W, 33-30
Oct. 1, 2017 ..... vs. Philadelphia ..... L, 26-24
Nov. 7, 2021 ..... at Philadelphia ..... W, 27-24

PITTSBURGH STEELERS

Regular Season (9-24-0, .273)

Postseason (2-1, .667)

Oct. 3, 1971 ..... at Pittsburgh ..... L, 21-17
Dec. 17, 1972 .... vs. Pittsburgh ..... L, 24-2
Oct. 7, 1973 ..... at Pittsburgh ..... L, 38-21
Sept. 21, 1975 .... vs. Pittsburgh ..... L, 37-0
Oct. 31, 1976 .... at Pittsburgh ..... L, 23-0
Dec. 18, 1977 .... vs. Pittsburgh ..... L, 10-9
Nov. 18, 1979 .... vs. Pittsburgh ..... W, 35-7
Dec. 22, 1980 .... vs. Pittsburgh ..... W, 26-17
Jan. 9, 1983 ..... at Pittsburgh* ..... W, 31-28
Nov. 6, 1983 ..... at Pittsburgh ..... L, 26-3
Nov. 25, 1984 .... at Pittsburgh ..... L, 52-24
Dec. 8, 1985 ..... vs. Pittsburgh ..... W, 54-44
Dec. 13, 1987 .... vs. Pittsburgh ..... L, 20-16
Dec. 11, 1988 .... vs. Pittsburgh ..... W, 20-14
Nov. 19, 1989 .... at Pittsburgh ..... L, 20-17
Oct. 7, 1990 ..... at Pittsburgh ..... L, 36-14
Sept. 1, 1991 ..... at Pittsburgh ..... L, 26-20
Sept. 20, 1992 ... vs. Pittsburgh ..... L, 23-6
Oct. 10, 1993 .... at Pittsburgh ..... L, 16-3
Dec. 24, 1994 .... vs. Pittsburgh ..... W, 37-34
Jan. 15, 1995 .... at Pittsburgh*** ..... W, 17-13
Oct. 1, 1995 ..... at Pittsburgh ..... L, 31-16
Dec. 8, 1996 ..... at Pittsburgh ..... L, 16-3
Dec. 24, 2000 ... vs. Pittsburgh ..... L, 34-21
Dec. 21, 2003 .... at Pittsburgh ..... L, 40-24
Oct. 10, 2005 .... vs. Pittsburgh ..... L, 24-22
Oct. 8, 2006 .... vs. Pittsburgh ..... W, 23-13
Nov. 16, 2008 ... at Pittsburgh ..... L, 11-10
Jan. 11, 2009 .... at Pittsburgh** ..... L, 35-24
Oct. 4, 2009 .... at Pittsburgh ..... L, 38-28
Dec. 9, 2012 ..... at Pittsburgh ..... W, 34-24
Oct. 12, 2015 .... vs. Pittsburgh ..... L, 24-20
Dec. 2, 2018 ..... at Pittsburgh ..... W, 33-30
Oct. 13, 2019 .... vs. Pittsburgh ..... L, 24-17
Nov. 21, 2021 .... vs. Pittsburgh ..... W, 41-37
Sept. 22, 2024 ... at Pittsburgh ..... L, 20-10

**AFC Wild Card*
***AFC Divisional*
****AFC Championship*

SAN FRANCISCO 49ERS

Regular Season (8-7-0, .533)
Postseason (0-1, .000)

Sept. 17, 1972.... at San Francisco..... L, 34-3
Dec. 5, 1976..... vs. San Francisco.. W, 13-7 (OT)
Sept. 30, 1979.... vs. San Francisco.....W, 31-9
Dec. 11, 1982..... at San Francisco.....W, 41-37
Nov. 27, 1988.... vs. San Francisco..... L, 48-10
Sept. 8, 1991..... at San Francisco..... L, 34-14
Dec. 11, 1994..... vs. San Francisco.....L, 38-15
Jan. 29, 1995.... San Francisco*..... L, 49-26
Nov. 23, 1997.... at San Francisco.....L, 17-10
Dec. 3, 2000.... vs. San Francisco..... L, 45-17
Nov. 17, 2002... vs. San Francisco.W, 20-17 (OT)
Oct. 15, 2006.... at San Francisco..... W, 48-19
Dec. 16, 2010.... vs. San Francisco..... W, 34-7
Dec. 20, 2014.... at San Francisco..W, 38-35 (OT)
Sept. 30, 2018.... vs. San Francisco..... W, 29-27
Nov. 13, 2022.... at San Francisco.....L, 22-16

**Visiting team for Super Bowl XXIX, hosted in South Florida at Joe Robbie Stadium (Miami, Fla.).*

SEATTLE SEAHAWKS

Regular Season (25-27-0, .481)

Nov. 27, 1977.... at Seattle..... W, 30-28
Sept. 3, 1978.... at Seattle.....W, 24-20
Dec. 10, 1978.... vs. Seattle.....W, 37-10
Sept. 2, 1979.... at Seattle.....W, 33-16
Oct. 14, 1979.... vs. Seattle..... W, 20-10
Sept. 7, 1980.... at Seattle.....W, 34-13
Dec. 13, 1980.... vs. Seattle..... W, 21-14
Oct. 4, 1981..... vs. Seattle..... W, 24-10
Nov. 16, 1981.... at Seattle..... L, 44-23
Sept. 18, 1983.... at Seattle..... L, 34-31
Oct. 9, 1983..... vs. Seattle.....W, 28-21
Sept. 9, 1984.... at Seattle..... L, 31-17
Oct. 29, 1984.... vs. Seattle..... L, 24-0
Sept. 15, 1985.... vs. Seattle..... L, 49-35
Oct. 6, 1985..... at Seattle.....L, 26-21
Oct. 6, 1986..... at Seattle..... L, 33-7
Dec. 14, 1986.... vs. Seattle..... L, 34-24
Nov. 22, 1987.... at Seattle..... L, 34-3
Sept. 18, 1988.... vs. Seattle.....W, 17-6
Oct. 30, 1988.... at Seattle.....L, 17-14
Oct. 15, 1989.... vs. Seattle.....L, 17-16
Oct. 29, 1989.... at Seattle..... L, 10-7
Nov. 4, 1990.... at Seattle..... W, 31-14
Nov. 25, 1990.... vs. Seattle..... L, 13-10 (OT)
Oct. 27, 1991.... at Seattle..... L, 20-9
Nov. 10, 1991.... vs. Seattle..... W, 17-14
Oct. 4, 1992..... vs. Seattle.....W, 17-6
Dec. 27, 1992.... at Seattle..... W, 31-14
Sept. 5, 1993.... vs. Seattle..... W, 18-12
Oct. 3, 1993..... at Seattle.....L, 31-14
Sept. 18, 1994... at Seattle..... W, 24-10
Oct. 30, 1994.... vs. Seattle.....W, 35-15
Sept. 10, 1995... vs. Seattle.....W, 14-10
Oct. 22, 1995.... at Seattle..... W, 35-25
Sept. 1, 1996..... vs. Seattle..... W, 29-7
Oct. 27, 1996.... at Seattle.....L, 32-13
Sept. 21, 1997.... at Seattle..... L, 26-22
Nov. 9, 1997..... vs. Seattle.....L, 37-31
Oct. 25, 1998.... vs. Seattle..... L, 27-20
Dec. 13, 1998.... at Seattle.....L, 38-17
Oct. 17, 1999.... vs. Seattle.....W, 13-10
Dec. 12, 1999.... at Seattle.....W, 19-16
Sept. 24, 2000... vs. Seattle..... L, 20-12
Nov. 5, 2000.... at Seattle..... L, 17-15
Dec. 2, 2001..... at Seattle..... L, 13-10 (OT)
Dec. 30, 2001... vs. Seattle..... L, 25-22
Dec. 29, 2002... vs. Seattle.....L, 31-28 (OT)
Dec. 24, 2006... at Seattle.....W, 20-17
Sept. 26, 2010... at Seattle..... L, 27-20
Sept. 14, 2014... vs. Seattle.....W, 30-21
Nov. 4, 2018..... at Seattle.....W, 25-17
Oct. 23, 2022.... vs. Seattle..... L, 37-23

TAMPA BAY BUCCANEERS

Regular Season (8-5-0, .615)

Sept. 19, 1976.... at Tampa Bay..... W, 23-0
Dec. 13, 1981..... at Tampa Bay..... W, 24-23
Oct. 11, 1987..... at Tampa Bay..... W, 17-13
Oct. 28, 1990.... vs. Tampa Bay..... W, 41-10
Nov. 22, 1992.... vs. Tampa Bay.....W, 29-14
Jan. 2, 1994..... at Tampa Bay.....W, 32-17
Nov. 17, 1996.... vs. Tampa Bay.....L, 25-17
Dec. 12, 2004.... vs. Tampa Bay.....W, 31-24
Dec. 21, 2008.... at Tampa Bay..... W, 41-24
Nov. 11, 2012.... at Tampa Bay..... L, 34-24
Dec. 4, 2016..... vs. Tampa Bay.....L, 28-21
Oct. 4, 2020.... at Tampa Bay.....L, 38-31
Dec. 15, 2024.... vs. Tampa Bay..... L, 40-17

TENNESSEE TITANS†

Regular Season (29-16-1, .644)‡
Postseason (0-1, .000)

Sept. 18, 1960... at Houston..... L, 38-28
Nov. 13, 1960.... vs. Houston.....W, 24-21
Jan. 1, 1961..... at Houston*..... L, 24-16
Sept. 24, 1961... vs. Houston.....W, 34-24
Dec. 3, 1961..... at Houston.....L, 33-13
Dec. 24, 1961.... vs. Houston*..... L, 10-3
Sept. 23, 1962... vs. Houston..... L, 42-17
Nov. 25, 1962.... at Houston..... L, 33-27
Dec. 1, 1963..... vs. Houston..... W, 27-0
Dec. 15, 1963.... at Houston..... W, 20-14
Sept. 12, 1964... vs. Houston.....W, 27-21
Oct. 25, 1964.... at Houston.....W, 20-17
Oct. 3, 1965..... vs. Houston..... W, 31-14
Dec. 12, 1965.... at Houston..... W, 37-26
Dec. 4, 1966..... at Houston..... W, 28-22
Sept. 24, 1967... vs. Houston.....W, 13-3
Dec. 16, 1967.... at Houston..... L, 24-17
Sept. 21, 1968.... vs. Houston..... W, 30-14
Nov. 27, 1969.... at Houston..... W, 21-17
Oct. 25, 1970.... vs. Houston‡.....T, 31-31
Dec. 19, 1971..... at Houston..... L, 49-33
Nov. 26, 1972.... vs. Houston.....W, 34-20
Sept. 15, 1974.... at Houston.....L, 21-14
Sept. 28, 1975... at Houston.....L, 33-17
Oct. 17. 1976.... vs. Houston.....W, 30-27
Dec. 17, 1978.... at Houston..... W, 45-24
Dec. 29, 1979.... vs. Houston***.....L, 17-14
Sept. 16, 1984... vs. Houston.....W, 31-14
Nov. 24, 1985.... at Houston..... L, 37-35
Dec. 7, 1986..... vs. Houston..... W, 27-0
Dec. 6, 1987..... at Houston.....L, 33-18
Sept. 17, 1989.... vs. Houston..... L, 34-27
Sept. 30, 1990... vs. Houston.....L, 17-7
Sept. 27, 1992... at Houston..... L, 27-0
Sept. 19, 1993.... vs. Houston.....W, 18-17
Sept. 13, 1998.... at Tennessee.....W, 13-7
Oct. 3, 2004.... vs. Tennessee.....W, 38-17
Sept. 17, 2006... vs. Tennessee..... W, 40-7
Dec. 9, 2007.... at Tennessee..... W, 23-17 (OT)
Jan. 6, 2008..... vs. Tennessee**.....W, 17-6
Dec. 25, 2009... at Tennessee.....W, 42-17
Oct. 31, 2010.... vs. Tennessee..... W, 33-25
Sept. 16, 2012... vs. Tennessee..... W, 38-10
Sept. 22, 2013... at Tennessee..... L, 20-17
Nov. 6, 2016..... vs. Tennessee..... W, 43-35
Oct. 21, 2018.... vs. Tennessee^..... W, 20-19
Oct. 20, 2019.... at Tennessee..... L, 23-20
Dec. 18, 2022.... vs. Tennessee.....W, 17-14
Sept. 17, 2023... at Tennessee..... L, 27-24 (OT)
Nov. 10, 2024... vs. Tennessee.....W, 27-17

†Known as Houston Oilers (1960-96) and Tennessee Oilers (1997-98)
‡Ties were not counted in winning percentage until the 1972 season. Ties prior to 1972 are not calculated into the series winning percentage.
^Played at Wembley Stadium in London, England.
***AFL Championship*
****AFC Wild Card*
*****AFC Divisional*

WASHINGTON COMMANDERS†

Regular Season (5-7-0, .417)

Sept. 16, 1973.... at Washington..... L, 38-0
Dec. 7, 1980..... at Washington..... L, 40-17
Oct. 31, 1983.... vs. Washington..... L, 27-24
Sept. 21, 1986.... vs. Washington..... L, 30-27
Dec. 10, 1989.... at Washington.....L, 26-21
Dec. 6, 1998..... at Washington.....L, 24-20
Sept. 9, 2001.... vs. Washington..... W, 30-3
Nov. 27, 2005... at Washington... W, 23-17 (OT)
Jan. 3, 2010..... vs. Washington..... W, 23-20
Nov. 3, 2013..... at Washington... L, 30-24 (OT)
Dec. 10, 2017.... vs. Washington.....W, 30-13
Sept. 12, 2021.... at Washington..... W, 20-16

†Known as Washington Redskins (1960-2019) and Washington Football Team (2020-21)

PRIME-TIME RESULTS (SINCE 1970)

Prime-Time Record Since 1970 NFL-AFL Merger: 59-68-0 (.465)

MONDAY NIGHT FOOTBALL

Record: 26-28-0 (.482)

Oct. 12, 1970 .... vs. Green Bay ..... L, 22-20
Nov. 15, 1971..... vs. St. Louis* .....W, 20-17
Nov. 13, 1972 .... vs. Cleveland. ..... L, 21-17
Dec. 15, 1975 .... vs. N.Y. Jets. .....W, 24-16
Dec. 4, 1978..... vs. Chicago ..... W, 40-7
Dec. 17, 1979 .... vs. Denver .....W, 17-7
Dec. 22, 1980.... vs. Pittsburgh .....W, 26-17
Sept. 7, 1981..... at Cleveland ..... W, 44-14
Nov. 16, 1981 .... at Seattle.....L, 44-23
Dec. 21, 1981..... vs. Oakland** .....W, 23-10
Nov. 22, 1982.... at L.A. Raiders** ..... L, 28-24
Dec. 20, 1982.... vs. Cincinnati. ..... W, 50-34
Sept. 12, 1983.... at Kansas City..... W, 17-14
Oct. 31, 1983 .... vs. Washington. ..... L, 27-24
Sept. 24, 1984 ... at L.A. Raiders** ..... L, 33-30
Oct. 29, 1984 .... vs. Seattle ..... L, 24-0
Dec. 3, 1984..... vs. Chicago ..... W, 20-7
Oct. 28, 1985 .... at L.A. Raiders** ..... L, 34-21
Oct. 6, 1986 ..... at Seattle..... L, 33-7
Nov. 29, 1993.... at Indianapolis .....W, 31-0
Dec. 27, 1993.... vs. Miami ..... W, 45-20
Dec. 5, 1994..... vs. L.A. Raiders** ..... L, 24-17
Oct. 9, 1995 ..... at Kansas City.... L, 29-23 (OT)
Nov. 27, 1995.... vs. Oakland** .....W, 12-6
Oct. 21, 1996 .... vs. Oakland** ..... L, 23-14
Nov. 11, 1996 .... vs. Detroit .....W, 27-21
Oct. 27, 2003 ... vs. Miami ..... L, 26-10
Oct. 10, 2005.... vs. Pittsburgh ..... L, 24-22
Sept. 11, 2006 ... at Oakland** ..... W, 27-0
Dec. 24, 2007 ... vs. Denver ..... W, 23-3
Sept. 22, 2008... vs. N.Y. Jets. ..... W, 48-29
Sept. 14, 2009... at Oakland** ..... W, 24-20
Oct. 19, 2009.... vs. Denver ..... L, 34-23
Sept. 13, 2010 ... at Kansas City..... L, 21-14
Nov. 22, 2010 ... vs. Denver .....W, 35-14
Oct. 31, 2011..... at Kansas City.... L, 23-20 (OT)
Dec. 5, 2011 ..... at Jacksonville .....W, 38-14
Sept. 10, 2012 ... at Oakland** .....W, 22-14
Oct. 15, 2012 .... vs. Denver ..... L, 35-24
Sept. 9, 2013 .... vs. Houston.....L, 31-28
Oct. 14, 2013 .... vs. Indianapolis. .....W, 19-9
Sept. 8, 2014 .... at Arizona .....L, 18-17
Oct. 12, 2015 .... vs. Pittsburgh .....L, 24-20
Nov. 9, 2015..... vs. Chicago .....L, 22-19
Sept. 11, 2017.... at Denver..... L, 24-21
Nov. 18, 2019.... vs. Kansas City^ ..... L, 24-17
Oct. 12, 2020.... at New Orleans... L, 30-27 (OT)
Oct. 4, 2021..... vs. Las Vegas**.....W, 28-14
Oct. 17, 2022.... vs. Denver ..... W, 19-16 (OT)
Dec. 26, 2022 ... at Indianapolis ..... W, 20-3
Oct. 16, 2023.... vs. Dallas ..... L, 20-17
Nov. 6, 2023 .... at N.Y. Jets ..... W, 27-6
Oct. 21, 2024.... at Arizona .....L, 17-15
Nov. 25, 2024 ... vs. Baltimore. .....L, 30-23

**Known as St. Louis Cardinals (1960-87) and Phoenix Cardinals (1988-93)*
***Known as Oakland Raiders (1960-81 and 1995-2019) and Los Angeles Raiders (1982-94)*
^Played at Estadio Azteca in Mexico City, Mexico.

SUNDAY NIGHT GAMES

Record: 21-24-0 (.467)

Oct. 26, 1980.... at Dallas. ..... L, 42-31
Dec. 8, 1985..... vs. Pittsburgh ..... W, 54-44
Nov. 15, 1987 .... vs. L.A. Raiders* ..... W, 16-14
Nov. 6, 1988..... vs. L.A. Raiders* .....L, 13-3
Nov. 12, 1989 .... vs. L.A. Raiders* ..... W, 14-12
Nov. 25, 1990.... vs. Seattle ..... L, 13-10 (OT)
Dec. 1, 1991..... vs. L.A. Raiders* ..... L, 9-7
Nov. 29, 1992.... vs. L.A. Raiders* ..... W, 27-3
Nov. 14, 1993.... vs. Chicago .....L, 16-13
Dec. 12, 1993 .... vs. Green Bay ..... L, 20-13
Sept. 4, 1997 .... at Denver..... W, 37-34
Nov. 5, 1995..... vs. Miami ..... L, 24-14
Dec. 1, 1996 ..... vs. New England..... L, 45-7
Dec. 22, 1996.... vs. Denver .....W, 16-10
Nov. 16, 1997.... vs. Oakland* .....L, 38-13
Nov. 30, 1997.... vs. Denver ..... L, 38-28
Nov. 29, 1998.... vs. Denver .....L, 31-16
Oct. 29, 2000 ... vs. Oakland* .....L, 15-13
Sept. 25, 2005... vs. N.Y. Giants. ..... W, 45-23
Dec. 4, 2005 .... vs. Oakland* ..... W, 34-10
Oct. 8, 2006 .... vs. Pittsburgh .....W, 23-13
Nov. 19, 2006 ... at Denver..... W, 35-27
Dec. 17, 2006.... vs. Kansas City ..... W, 20-9
Sept. 16, 2007... at New England ..... L, 38-14
Nov. 11, 2007.... vs. Indianapolis. .....W, 23-21
Oct. 12, 2008.... vs. New England. ..... W, 30-10
Nov. 23, 2008... vs. Indianapolis. ..... L, 23-20
Dec. 28, 2008 ... vs. Denver .....W, 52-21
Oct. 4, 2009 .... at Pittsburgh. ..... L, 38-28
Nov. 28, 2010 ... at Indianapolis .....W, 36-14
Dec. 18, 2011..... vs. Baltimore. ..... W, 34-14
Oct. 7, 2012 ..... at New Orleans. ..... L, 31-24
Oct. 6, 2013 ..... at Oakland* .....L, 27-17
Dec. 7, 2014..... vs. New England. ..... L, 23-14
Dec. 2, 2018..... at Pittsburgh. ..... W, 33-30
Oct. 13, 2019 .... vs. Pittsburgh ..... L, 24-17
Nov. 21, 2021.... vs. Pittsburgh .....W, 41-37
Jan. 9, 2022..... at Las Vegas* .... L, 35-32 (OT)
Nov. 13, 2022.... at San Francisco. .....L, 22-16
Nov. 20, 2022 ... vs. Kansas City ..... L, 30-27
Dec. 11, 2022 .... vs. Miami .....W, 23-17
Oct. 29, 2023.... vs. Chicago .....W, 30-13
Nov. 26, 2023 ... vs. Baltimore. ..... L, 20-10
Nov. 17, 2024.... vs. Cincinnati. ..... W, 34-27
Dec. 8, 2024 .... at Kansas City.....L, 19-17

**Known as Oakland Raiders (1960-81 and 1995-2019) and Los Angeles Raiders (1982-94)*

THURSDAY NIGHT GAMES

Record: 9-11-0 (.450)

Oct. 25, 1979 .... at Oakland* ..... L, 45-22
Nov. 20, 1980 ... at Miami. .....W, 27-24 (OT)
Dec. 1, 1983 ..... vs. L.A. Raiders* ..... L, 42-10
Nov. 20, 1986 ... vs. L.A. Raiders* ... L, 37-31 (OT)
Oct. 16, 1997 .... at Kansas City.....L, 31-3
Dec. 4, 2008 .... vs. Oakland* ..... W, 34-7
Dec. 16, 2010.... vs. San Francisco ..... W, 34-7
Nov. 10, 2011 .... vs. Oakland* ..... L, 24-17
Nov. 1, 2012 ..... vs. Kansas City ..... W, 31-13
Dec. 12, 2013 .... at Denver..... W, 27-20
Oct. 23, 2014.... at Denver.....L, 35-21
Dec. 24, 2015.... at Oakland* ..... L, 23-20 (OT)
Oct. 13, 2016 .... vs. Denver ..... W, 21-13
Dec. 13, 2018 .... at Kansas City..... W, 29-28
Nov. 7, 2019..... at Oakland* ..... L, 26-24
Dec. 17, 2020.... at Las Vegas* ... W, 30-27 (OT)
Dec. 16, 2021.... vs. Kansas City ... L, 34-28 (OT)
Sept. 15, 2022 ... at Kansas City..... L, 27-24
Dec. 14, 2023.... at Las Vegas* ..... ., 63-21
Dec. 19, 2024.... vs. Denver ..... W, 34-27

**Known as Oakland Raiders (1960-81 and 1995-2019) and Los Angeles Raiders (1982-94)*

FRIDAY NIGHT GAMES

Record: 1-0-0 (1.000)

Dec. 25, 2009 ... at Tennessee.....W, 42-17

SATURDAY NIGHT GAMES

Record: 2-5-0 (.400)

Oct. 23, 1971..... vs. Buffalo ..... W, 20-3
Dec. 20, 2014.... at San Francisco.. W, 38-35 (OT)
Dec. 16, 2017 .... at Kansas City..... L, 30-13
Dec. 22, 2018.... vs. Baltimore. ..... L, 22-10
Dec. 23, 2023 ... vs. Buffalo ..... L, 24-22

POSTSEASON RESULTS

All-Time Postseason Record: 12-20 (.375)

Jan. 1, 1961 . . . . at Houston Oilers† . . . . . L, 24-16
Dec. 24, 1961 . . vs. Houston Oilers†. . . . . L, 10-3
Jan. 5, 1964 . . . vs. Boston Patriots† . . . . . W, 51-10
Dec. 27, 1964 . . at Buffalo Bills† . . . . . L, 20-7
Dec. 26, 1965 . . vs. Buffalo Bills† . . . . . L, 23-0
Dec. 29, 1979 . . vs. Houston Oilers** . . . . . L, 17-14
Jan. 3, 1981. . . . vs. Buffalo Bills** . . . . . W, 20-14
Jan. 11, 1981 . . . vs. Oakland Raiders***. . . . L, 34-27
Jan. 2, 1982 . . . at Miami Dolphins** . . W, 41-38 (OT)
Jan. 10, 1982 . . at Cincinnati Bengals. . . . . L, 27-7
Jan. 9, 1983 . . . at Pittsburgh Steelers*† . . . W, 31-28
Jan. 16, 1983. . . at Miami Dolphins**† . . . . . L, 34-13
Jan. 2, 1993 . . . vs. Kansas City Chiefs* . . . . W, 17-0
Jan. 10, 1993 . . at Miami Dolphins** . . . . . L, 31-0
Jan. 8, 1995 . . . vs. Miami Dolphins**. . . . . W, 22-21
Jan. 15, 1995. . . at Pittsburgh Steelers*** . . W, 17-13
Jan. 29, 1995 . . vs. San Francisco 49ers†† . . L, 49-26
Dec. 31, 1995 . . vs. Indianapolis Colts* . . . . L, 35-20
Jan. 8, 2005. . . vs. New York Jets* . . . L, 20-17 (OT)
Jan. 14, 2007 . . vs. New England Patriots** . . L, 24-21
Jan. 6, 2008. . . vs. Tennessee Titans*. . . . . W, 17-6
Jan. 13, 2008 . . at Indianapolis Colts** . . . W, 28-24
Jan. 20, 2008. . at New England Patriots***. . L, 21-12
Jan. 3, 2009. . . vs. Indianapolis Colts* . . W, 23-17 (OT)
Jan. 11, 2009 . . at Pittsburgh Steelers** . . . L, 35-24
Jan. 18, 2010 . . vs. New York Jets** . . . . . L, 17-14
Jan. 5, 2014 . . . at Cincinnati Bengals* . . . . W, 27-10
Jan. 12, 2014 . . at Denver Broncos**. . . . . L, 24-17
Jan. 6, 2019 . . . at Baltimore Ravens* . . . . . W, 23-17
Jan. 13, 2019 . . at New England Patriots** . . L, 41-28
Jan. 14, 2023 . . . at Jacksonville Jaguars* . . . . L, 31-30
Jan. 11, 2025. . . at Houston Texans . . . . . L, 32-12

†AFL Championship
**†AFC First Round*
***†AFC Second Round*
**AFC Wild Card*
***AFC Divisional*
****AFC Championship*
††Visiting team for Super Bowl XXIX, hosted in South Florida at Joe Robbie Stadium (Miami, Fla.)

PRESEASON RESULTS

1960 (4-0)

Aug. 6 vs. Titans of New York..... W, 27-7
Aug. 11 vs. Houston Oilers .....W, 22-13
Aug. 19 at Oakland Raiders.....W, 24-17
Sept. 2 vs. Denver Broncos ..... W, 36-30

1961 (4-0)

Aug. 6 vs. Houston Oilers .....W, 27-14
Aug. 11 vs. Houston Oilers*..... W, 46-28
** — Played at Honolulu Stadium in Honolulu, Hawaii*
Aug. 27 vs. Oakland Raiders..... W, 35-7
Sept. 3 vs. Dallas Texans .....W, 31-10

1962 (4-0)

Aug. 11 vs. Dallas Texans .....W, 17-0
Aug. 18 vs. Denver Broncos .....W, 31-24
Aug. 26 at Oakland Raiders..... W, 33-27
Sept. 1 vs. Titans of New York.....W, 14-9

1963 (4-1)

Aug. 3 vs. Kansas City Chiefs .....W, 26-14
Aug. 10 vs. Boston Patriots.....W, 50-17
Aug. 17 at Denver Broncos .....L, 31-25
Aug. 22 at Houston Oilers.....W, 21-3
Aug. 31 vs. Oakland Raiders.....W, 13-3

1964 (4-1)

Aug. 8 vs. Denver Broncos ..... W, 34-20
Aug. 15 vs. Houston Oilers*..... W, 44-38
** — Played at War Memorial Stadium in Little Rock, Ark.*
Aug. 22 at Kansas City Chiefs.....W, 26-14
Aug. 29 vs. New York Jets*..... L, 34-6
** — Played at Cheney Stadium in Atlanta, Ga.*
Sept. 5 vs. Oakland Raiders..... W, 24-10

1965 (3-2)

Aug. 7 vs. Oakland Raiders.....L, 10-3
Aug. 15 at Kansas City Chiefs..... W, 31-10
Aug. 21 at Denver Broncos.....W, 21-6
Aug. 28 vs. Oakland Raiders* .....W, 46-17
** — Played at Multnomah Stadium in Portland, Ore.*
Sept. 4 vs. Houston Oilers*.....L, 13-10
** — Played at War Memorial Stadium in Little Rock, Ark.*

1966 (2-2)

Aug. 6 vs. Miami Dolphins.....W, 38-10
Aug. 13 vs. Oakland Raiders.....L, 14-7
Aug. 20 vs. Kansas City Chiefs* .....L, 31-21
** — Played at Anaheim Stadium in Anaheim, Calif.*
Aug. 27 vs. Boston Patriots..... W, 31-13

1967 (1-4)

Aug. 5 at Oakland Raiders..... L, 24-23
Aug. 12 at Miami Dolphins..... W, 20-14
Aug. 20 vs. Detroit Lions.....L, 38-17
Aug. 27 vs. Los Angeles Rams ..... L, 50-7
Sept. 2 vs. Pittsburgh Steelers.....L, 16-7

1968 (3-2)

Aug. 3 vs. San Francisco 49ers.....W, 30-18
Aug. 10 at Oakland Raiders.....L, 31-7
Aug. 17 vs. Pittsburgh Steelers..... L, 36-33
Aug. 24 vs. Los Angeles Rams .....W, 35-13
Aug. 30 at Denver Broncos* ..... W, 6-3
** — Played at Alamo Stadium in San Antonio, Texas*

1969 (2-2-1)

Aug. 2 vs. Baltimore Colts..... L, 26-6
Aug. 9 vs. New Orleans Saints .....W, 10-7
Aug. 16 vs. Oakland Raiders.....W, 10-7
Aug. 23 vs. Cleveland Browns.....T, 19-19
Aug. 30 vs. Los Angeles Rams ..... L, 24-14

1970 (3-3)

Aug. 8 vs. Dallas Cowboys ..... L, 20-10
Aug. 15 vs. New York Giants..... W, 30-27
Aug. 24 vs. Chicago Bears.....W, 14-9
Aug. 29 vs. Los Angeles Rams .....L, 16-14
Sept. 5 at St. Louis Cardinals* ..... W, 38-27
** — Played at Municipal Stadium in Cleveland, Ohio*
Sept. 12 at New Orleans Saints ..... L, 20-14

1971 (4-2)

Aug. 7 vs. Washington Redskins .....W, 19-10
Aug. 14 vs. Minnesota Vikings ..... L, 34-7
Aug. 22 at San Francisco 49ers .....L, 28-17
Aug. 28 vs. New Orleans Saints ..... W, 22-7
Sept. 3 at Los Angeles Rams..... W, 20-14
Sept. 11 vs. Atlanta Falcons..... W, 21-14

1972 (4-1-1)

Aug. 5 vs. Atlanta Falcons..... W, 30-7
Aug. 12 at Minnesota Vikings ..... L, 24-13
Aug. 19 vs. San Francisco 49ers..... W, 17-16
Aug. 26 at New Orleans Saints ..... W, 16-14
Sept. 2 vs. Los Angeles Rams ..... W, 14-13
Sept. 6 vs. New York Jets.....T, 20-20

1973 (1-5)

Aug. 4 vs. New York Giants..... L, 28-3
Aug. 11 vs. St. Louis Cardinals ..... L, 17-13
Aug. 19 at San Francisco 49ers .....L, 19-7
Aug. 25 vs. Philadelphia Eagles .....W, 24-17
Aug. 31 at Los Angeles Rams..... L, 30-17
Sept. 8 vs. Minnesota Vikings ..... L, 24-16

1974 (2-4)

Aug. 3 vs. San Francisco 49ers..... W, 20-6
Aug. 10 vs. New York Jets..... W, 20-14
Aug. 18 at St. Louis Cardinals* ..... L, 48-14
** — Played at Husky Stadium in Seattle, Wash.*
Aug. 24 vs. New England Patriots ..... L, 23-14
Aug. 31 vs. Los Angeles Rams ..... L, 30-16
Sept. 7 at Minnesota Vikings ..... L, 42-0

1975 (1-4-1)

Aug. 9 vs. Chicago Bears..... L, 22-0
Aug. 16 vs. New York Giants.....L, 17-7
Aug. 21 vs. San Francisco 49ers..... W, 20-7
Aug. 30 at St. Louis Cardinals.....L, 14-9
Sept. 7 at New England Patriots..... L, 31-24
Sept. 13 at Minnesota Vikings .....T, 14-14 (OT)

1976 (3-3)

July 31 vs. Philadelphia Eagles ..... W, 20-7
Aug. 6 vs. New England Patriots*.....W, 26-17
** — Played at Owen Field in Norman, Okla.*
Aug. 16 vs. St. Louis Cardinals* ..... L, 20-10
** — Played at Korakuen Stadium in Tokyo, Japan*
Aug. 21 at San Francisco 49ers*..... L, 17-16
** — Played at Aloha Stadium in Honolulu, Hawaii*
Aug. 29 at Seattle Seahawks..... L, 17-16
Sept. 4 vs. New York Giants..... W, 14-13

1977 (4-2)

Aug. 6 at Dallas Cowboys ..... L, 34-14
Aug. 13 vs. San Francisco 49ers..... W, 32-13
Aug. 20 vs. New York Giants.....W, 29-17
Aug. 27 at Oakland Raiders..... L, 35-7
Sept. 1 at Los Angeles Rams..... W, 26-25
Sept. 11 vs. Seattle Seahawks..... W, 38-20

1978 (2-2)

Aug. 4 at Seattle Seahawks.....L, 17-9
Aug. 12 at Los Angeles Rams.....W, 17-0
Aug. 19 vs. New York Jets..... L, 23-10
Aug. 26 at New York Giants .....W, 17-6

1979 (2-2)

Aug. 4 at San Francisco 49ers .....L, 13-10
Aug. 11 vs. Minnesota Vikings .....W, 19-0
Aug. 18 at New York Giants .....W, 7-3
Aug. 25 at Los Angeles Rams ..... L, 23-7

1980 (1-3-1)

Aug. 2 at Green Bay Packers*..... T, 0-0**
** — Hall of Fame Game played at Fawcett Stadium in Canton, Ohio*
*** — Game was stopped with 5:29 left in the fourth quarter due to severe thunder and lightning*
Aug. 9 at Minnesota Vikings .....L, 27-17
Aug. 16 vs. San Francisco 49ers.....L, 17-14
Aug. 23 vs. Atlanta Falcons.....W, 17-9
Aug. 30 at Los Angeles Rams.....L, 34-17

1981 (2-2)

Aug. 8 vs. St. Louis Cardinals .....L, 12-10
Aug. 15 at San Francisco 49ers .....W, 31-28
Aug. 21 vs. Los Angeles Rams ..... W, 33-29
Aug. 28 vs. Buffalo Bills.....L, 30-24

1982 (2-2)

Aug. 16 vs. Chicago Bears..... W, 28-27
Aug. 21 vs. Dallas Cowboys ..... L, 26-16
Aug. 28 vs. San Francisco 49ers..... W, 23-9
Sept. 4 at Los Angeles Rams..... L, 20-14

1983 (2-2)

Aug. 6 at Los Angeles Rams.....L, 34-20
Aug. 13 vs. Philadelphia Eagles ..... L, 21-20
Aug. 20 vs. San Francisco 49ers..... W, 24-7
Aug. 26 vs. Los Angeles Rams .....W, 27-17

1984 (2-2)

Aug. 4 vs. Los Angeles Rams .....W, 17-10
Aug. 11 vs. Dallas Cowboys ..... L, 24-13
Aug. 18 vs. San Francisco 49ers.....W, 35-15
Aug. 23 at Los Angeles Rams..... L, 47-14

1985 (2-2)

Aug. 10 vs. Cleveland Browns.....W, 12-7
Aug. 17 vs. Dallas Cowboys ..... L, 27-24
Aug. 24 at San Francisco 49ers ..... L, 25-10
Aug. 30 vs. New Orleans Saints .....W, 21-20

1986 (3-1)

Aug. 9 vs. Dallas Cowboys ..... W, 20-0
Aug. 16 vs. Philadelphia Eagles ..... W, 45-38
Aug. 23 at Los Angeles Rams..... L, 20-17
Aug. 29 vs. St. Louis Cardinals .....W, 24-17

1987 (2-2)

Aug. 15 vs. Dallas Cowboys ..... W, 29-0
Aug. 23 vs. Los Angeles Rams .....L, 23-21
Aug. 24 at San Francisco 49ers .....L, 17-3
Sept. 4 vs. New York Jets..... W, 30-6

1988 (1-3)

Aug. 6 vs. Dallas Cowboys .....W, 24-21
Aug. 13 at Los Angeles Rams..... L, 27-6
Aug. 20 vs. San Francisco 49ers..... L, 34-27
Aug. 26 vs. Los Angeles Rams ..... L, 31-24

1989 (2-2)

Aug. 13 vs. Dallas Cowboys ..... L, 20-3
Aug. 19 at Chicago Bears ..... W, 24-7
Aug. 23 at San Francisco 49ers .....L, 17-14
Sept. 1 vs. Phoenix Cardinals.....W, 21-20

1990 (3-1)

Aug. 11 vs. Dallas Cowboys .....W, 28-16
Aug. 18 at Los Angeles Rams..... W, 30-27
Aug. 25 vs. San Francisco 49ers..... W, 29-28
Sept. 1 at Los Angeles Raiders ..... L, 34-7

1991 (1-3)
Aug. 3 vs. Houston Oilers ..... W, 31-29
Aug. 12 at Los Angeles Rams ..... L, 24-3
Aug. 19 at San Francisco 49ers ..... L, 24-13
Aug. 23 vs. Los Angeles Raiders ..... L, 17-7

1992 (2-2)
Aug. 8 at Phoenix Cardinals ..... L, 35-14
Aug. 14 at New England Patriots ..... W, 20-10
Aug. 21 vs. San Francisco 49ers. ..... L, 20-14
Aug. 27 vs. Los Angeles Rams ..... W, 30-19

1993 (3-1)
Aug. 7 vs. New England Patriots ..... W, 13-7
Aug. 14 at Los Angeles Rams ..... W, 23-17
Aug. 21 vs. Phoenix Cardinals. ..... W, 10-3
Aug. 28 at San Francisco 49ers ..... L, 30-14

1994 (1-4)
July 30 at Atlanta Falcons*. ..... L, 21-17
** — Hall of Fame Game played at Fawcett Stadium in Canton, Ohio*
Aug. 6 at Houston Oilers* ..... L, 31-3
** — Played at Alamodome in San Antonio, Texas*
Aug. 13 vs. New York Giants* ..... L, 28-20
** — Played at Olympia Stadion in Berlin, Germany*
Aug. 18 vs. San Francisco 49ers. ..... L, 30-24
Aug. 25 vs. Los Angeles Rams ..... W, 24-6

1995 (1-2)
Aug. 7 vs. Minnesota Vikings ..... L, 23-19
Aug. 13 vs. San Francisco 49ers. ..... L, 17-6
Aug. 19 at Houston Oilers* ..... —**
** — Played at Alamodome in San Antonio, Texas*
*** — Game canceled due to unsafe field conditions*
Aug. 25 vs. St. Louis Rams. ..... W, 17-9

1996 (2-3)
July 27 at Pittsburgh Steelers* ..... W, 20-10
** — Played at Tokyo Dome in Tokyo, Japan*
Aug. 3 at Minnesota Vikings .... L, 23-20 (OT)
Aug. 10 at San Francisco 49ers ... L, 16-13 (OT)
Aug. 17 vs. Arizona Cardinals. ..... W, 32-10
Aug. 23 at St. Louis Rams ..... L, 37-34

1997 (3-1)
July 26 at Dallas Cowboys* ..... L, 9-3**
** — Played at Sun Bowl Stadium in El Paso, Texas*
*** — Game was a scrimmage and did not count in preseason record*
Aug. 2 vs. San Francisco 49ers. ..... W, 20-13
Aug. 9 vs. Indianapolis Colts. ..... W, 23-17
Aug. 16 at Tennessee Oilers ..... W, 21-7
Aug. 22 at Minnesota Vikings ..... L, 28-22

1998 (3-1)
Aug. 8 vs. San Francisco 49ers. ..... W, 27-21
Aug. 15 vs. St. Louis Rams. ..... W, 41-27
Aug. 22 at Indianapolis Colts ..... W, 33-3
Aug. 28 at Minnesota Vikings ..... L, 42-28

1999 (0-5)
Aug. 8 vs. Denver Broncos*. ..... L, 20-17
** — Played at Stadium Australia in Sydney, Australia*
Aug. 12 at San Francisco 49ers ..... L, 31-24
Aug. 21 vs. Miami Dolphins ..... L, 13-10
Aug. 28 at St. Louis Rams ..... L, 24-21
Sept. 3 vs. Kansas City Chiefs ..... L, 34-27

2000 (4-0)
Aug. 5 at San Francisco 49ers ..... W, 23-20
Aug. 12 vs. Minnesota Vikings ..... W, 31-7
Aug. 18 at Atlanta Falcons ..... W, 28-14
Aug. 25 vs. Arizona Cardinals. ..... W, 24-20

2001 (3-1)
Aug. 11 vs. San Francisco 49ers. ..... W, 25-24
Aug. 18 at Miami Dolphins. ..... W, 23-20 (OT)
Aug. 25 vs. St. Louis Rams. ..... W, 13-10 (OT)
Aug. 31 at Arizona Cardinals ..... L, 16-3

2002 (2-2)
Aug. 10 vs. Arizona Cardinals. ..... L, 24-14
Aug. 16 vs. Seattle Seahawks ..... W, 24-14
Aug. 22 at St. Louis Rams ..... W, 31-10
Aug. 28 at San Francisco 49ers ..... L, 27-3

2003 (2-2)
Aug. 9 at Seattle Seahawks. ..... L, 20-7
Aug. 16 vs. Arizona Cardinals. ..... L, 16-10
Aug. 23 at Houston Texans ..... W, 19-17
Aug. 29 vs. San Francisco 49ers. ..... W, 24-3

2004 (2-2)
Aug. 14 vs. Indianapolis Colts. ..... L, 21-17
Aug. 21 at Arizona Cardinals ..... W, 38-13
Aug. 27 vs. Seattle Seahawks ..... L, 26-20
Sept. 2 at San Francisco 49ers ..... W, 31-15

2005 (2-2)
Aug. 11 at Green Bay Packers. ..... L, 10-7
Aug. 21 vs. St. Louis Rams. ..... W, 36-21
Aug. 26 at Minnesota Vikings ..... L, 19-16
Sept. 1 vs. San Francisco 49ers. ..... W, 28-24

2006 (2-2)
Aug. 12 vs. Green Bay Packers ..... W, 17-3
Aug. 18 at Chicago Bears ..... L, 24-3
Aug. 26 vs. Seattle Seahawks ..... W, 31-20
Sept. 1 at San Francisco 49ers ..... L, 23-14

2007 (3-1)
Aug. 12 vs. Seattle Seahawks ..... L, 24-16
Aug. 18 at St. Louis Rams ..... W, 30-13
Aug. 25 at Arizona Cardinals ..... W, 33-31
Aug. 30 vs. San Francisco 49ers. ..... W, 16-13

2008 (3-1)
Aug. 9 vs. Dallas Cowboys ..... W, 31-17
Aug. 16 at St. Louis Rams ..... L, 7-6
Aug. 25 vs. Seattle Seahawks ..... W, 18-17
Aug. 29 at San Francisco 49ers ..... W, 20-17

2009 (2-2)
Aug. 15 vs. Seattle Seahawks ..... L, 20-14
Aug. 22 at Arizona Cardinals ..... W, 17-6
Aug. 29 at Atlanta Falcons ..... L, 27-24
Sept. 4 vs. San Francisco 49ers. ..... W, 26-7

2010 (1-3)
Aug. 14 vs. Chicago Bears. ..... W, 25-10
Aug. 21 vs. Dallas Cowboys ..... L, 16-14
Aug. 27 at New Orleans Saints ..... L, 36-21
Sept. 2 at San Francisco 49ers ..... L, 17-14

2011 (2-2)
Aug. 11 vs. Seattle Seahawks ..... L, 24-17
Aug. 21 at Dallas Cowboys ..... W, 20-7
Aug. 27 at Arizona Cardinals ..... W, 34-31
Sept. 1 vs. San Francisco 49ers. ..... L, 20-17

2012 (3-1)
Aug. 9 vs. Green Bay Packers ..... W, 21-13
Aug. 18 vs. Dallas Cowboys ..... W, 28-20
Aug. 24 at Minnesota Vikings ..... W, 12-10
Aug. 30 at San Francisco 49ers ..... L, 35-3

2013 (1-3)
Aug. 8 vs. Seattle Seahawks ..... L, 31-10
Aug. 15 at Chicago Bears ..... L, 33-28
Aug. 24 at Arizona Cardinals ..... W, 24-7
Aug. 29 vs. San Francisco 49ers. ..... L, 41-6

2014 (2-2)
Aug. 7 vs. Dallas Cowboys ..... W, 27-7
Aug. 15 at Seattle Seahawks. ..... L, 41-14
Aug. 24 at San Francisco 49ers ..... L, 21-7
Aug. 28 vs. Arizona Cardinals. ..... W, 12-9

2015 (2-2)
Aug. 13 vs. Dallas Cowboys ..... W, 17-7
Aug. 22 at Arizona Cardinals ..... W, 22-19
Aug. 29 vs. Seattle Seahawks ..... L, 16-15
Sept. 3 at San Francisco 49ers ..... L, 14-12

2016 (1-3)
Aug. 13 at Tennessee Titans ..... L, 27-10
Aug. 19 vs. Arizona Cardinals. ..... W, 19-3
Aug. 28 at Minnesota Vikings ..... L, 23-10
Sept. 1 vs. San Francisco 49ers. ..... L, 31-21

2017 (1-3)
Aug. 13 vs. Seattle Seahawks ..... L, 48-17
Aug. 20 vs. New Orleans Saints ..... L, 13-7
Aug. 26 at Los Angeles Rams ..... W, 21-19
Aug. 31 at San Francisco 49ers ..... L, 23-13

2018 (2-2)
Aug. 11 at Arizona Cardinals ..... L, 24-17
Aug. 18 vs. Seattle Seahawks ..... W, 24-14
Aug. 25 vs. New Orleans Saints ..... L, 36-7
Aug. 30 at San Francisco 49ers ..... W, 23-21

2019 (1-3)
Aug. 8 at Arizona Cardinals ..... L, 17-13
Aug. 18 vs. New Orleans Saints ..... L, 19-17
Aug. 24 vs. Seattle Seahawks ..... L, 23-15
Aug. 29 at San Francisco 49ers ..... W, 27-24

2020 (0-0)†
Aug. 16 vs. Dallas Cowboys ..... —
Aug. 22 vs. Los Angeles Rams ..... —
Aug. 27 at Seattle Seahawks. ..... —
Sept. 3 at San Francisco 49ers ..... —
† — Preseason canceled due to COVID-19 pandemic

2021 (1-2)
Aug. 14 at Los Angeles Rams ..... W, 13-6
Aug. 22 vs. San Francisco 49ers. ..... L, 15-10
Aug. 28 at Seattle Seahawks. ..... L, 27-0

2022 (0-3)
Aug. 13 vs. Los Angeles Rams ..... L, 29-22
Aug. 20 vs. Dallas Cowboys ..... L, 32-18
Aug. 26 at New Orleans Saints ..... L, 27-10

2023 (2-1)
Aug. 12 at Los Angeles Rams ..... W, 34-17
Aug. 20 vs. New Orleans Saints ..... L, 22-17
Aug. 25 at San Francisco 49ers ..... W, 23-12

2024 (1-2)
Aug. 10 vs. Seattle Seahawks ..... L, 16-3
Aug. 17 vs. Los Angeles Rams ..... L, 13-9
Aug. 24 at Dallas Cowboys ..... W, 26-19

POSTSEASON HISTORY

1960 AFL Championship Game
Houston Oilers 24, Los Angeles Chargers 16
Sunday, Jan. 1, 1961 - Jeppesen Stadium (Houston, Texas)

The American Football League's first championship game took place Jan. 1, 1961 between Eastern Divison champion Houston Oilers and Western Division champion Los Angeles Chargers in Jeppesen Stadium, home of Eastern titlists. Outcome: Houston 24, Los Angeles 16. In 50 degree weather with 70 percent humidity due to week-long rains, Chargers took on Oilers before live crowd of 32,183 and television audience of approximately 45 million viewers. Ben Agajanian kicked field goals of 38 and 22 yards to give Chargers 6-0 first quarter lead. In second quarter, Houston's George Blanda hit Dave Smith on 17-yard touchdown pass, added conversion and kicked 18-yard field goal. Agajanian kicked 27-yard field goal with five seconds left in half to make score Houston 10, Los Angeles 9 at half. In third quarter, Blanda completed seven-yard touchdown pass to Bill Groman and kicked conversion. Chargers responded when Paul Lowe slanted over from two-yard line and with Agajanian's conversion score was Houston 17, Los Angeles 16, at end of three quarters. In fourth quarter, Blanda and Billy Cannon teamed up on 88-yard pass-run touchdown play to conclude scoring. Player of game honors went to Cannon, with Blanda and Lowe deadlocked vote behind. Lowe's total yardage on day was 271 yards compared to Cannon's 259. Inability of Chargers to take ball in for touchdowns early in game, settling for three first-half field goals on each occasion, and several bad breaks late in game proved to be difference.

Score by Quarters	Q1	Q2	Q3	Q4	Total
San Diego Chargers	6	3	7	0	16
Houston Oilers	0	10	7	7	24

Tm	Qtr	Time	Play Description (PAT & Drive)	SD	HOU
SD	1	10:58	Agajanian 38 yd field goal [9-46]	3	0
SD	1	6:44	Agajanian 22 yd field goal [5-33]	6	0
HOU	2	11:09	Smith 17 yd pass from Blanda (Blanda kick) [11-83]	6	7
HOU	2	5:15	Blanda 18 yd field goal [12-40]	6	10
SD	2	:05	Agajanian 27 yd field goal [4-11]	9	10
HOU	3	N/A	Groman 7 yd pass from Blanda (Blanda kick) [10-55]	9	17
SD	3	N/A	Lowe 2 yd run (Agajanian kick) [8-63]	16	17
HOU	4	N/A	Cannon 88 yd pass from Blanda (Blanda kick) [3-89]	16	24

Attendance — 32,183

Team Statistics	SD	HOU		SD	HOU
TOTAL FIRST DOWNS	21	17	INT RET. YARDS	0	35
Rushing	11	4	Interceptions	0	2
Passing	9	13	PUNTING AVERAGE	41.0	34.0
Penalty	1	0	Punts	4	5
NET YARDS RUSHING	162	100	Blocked	0	0
Attempts	33	40	PUNT RETURN YARDS	42	0
Yards Gained	208	107	Returns	2	0
Yards Lost	46	7	KICKOFF RETURN YDS	123	128
NET YARDS PASSING	171	301	Returns	5	5
Attempts	41	32	PENALTY YARDS	15	54
Completions	21	16	Penalties	3	4
Interceptions	2	0	FUMBLES/LOST	2/0	0/0
TOTAL OFFENSE	333	401			
Total Plays	74	72			

LOS ANGELES

Rushing	No	Yds	Avg	Lg	TD
Lowe	21	165	7.9	30	1
Ferguson	4	11	2.8	7	0
Ford	2	-5	-2.5	1	0
Kemp	6	-9	-1.5	14	0

Passing	A	C	Yds	S-L	TD	Lg	IN	Rt
Kemp	41	21	171	3-28	0	33	2	41.8

Receiving	No	Yds	Avg	Lg	TD
Norton	6	55	9.2	18	0
Womble	6	29	4.8	8	0
Kocourek	3	57	19.0	33	0
Lowe	3	5	1.7	6	0
Ferguson	2	19	9.5	13	0
Flowers	1	6	6.0	6	0

INT	No	Yds	Avg	Lg	TD
None					

Punting	No	Yds	Avg	TB	I20	Lg
Laraba	4	164	41.0	0	3	49

Punt Ret	No	Yds	Avg	FC	Lg	TD
Harris	1	27	27.0	0	27	0
Sears	1	15	15.0	1	15	0

KO Ret	No	Yds	Avg	Lg	TD
Lowe	4	101	25.3	34	0
Ford	1	22	22.0	22	0

HOUSTON

Rushing	No	Yds	Avg	Lg	TD
Cannon	18	50	2.8	6	0
Smith	19	45	2.4	14	0
Hall	3	5	1.7	3	0

Passing	A	C	Yds	S-L	TD	Lg	IN	Rt
Blanda	31	16	301	0-0	3	88t	0	117.8
Cannon	1	0	0	0-0	0	0	0	39.6

Receiving	No	Yds	Avg	Lg	TD
Smith	5	52	10.4	17t	1
Hennigan	4	71	17.8	38	0
Cannon	3	128	42.7	88t	1
Groman	3	37	12.3	17	1
Carson	1	13	13.0	13	0

INT	No	Yds	Avg	Lg	TD
Gordon	1	27	27.0	27	0
Dukes	1	8	8.0	8	0

Punting	No	Yds	Avg	TB	I20	Lg
Milstead	5	169	33.8	0	2	43

Punt Ret	No	Yds	Avg	FC	Lg	TD
Cannon	0	0	0.0	1	0	0

KO Ret	No	Yds	Avg	Lg	TD
Cannon	3	81	27.0	42	0
Hall	2	47	23.5	24	0

1961 AFL Championship Game
Houston Oilers 10, San Diego Chargers 3
Sunday, Dec. 24, 1961 - Balboa Stadium (San Diego, Calif.)

The 1961 American Football League Championship game in San Diego's Balboa Stadium was carbon copy of previous season's title game in that Houston Oilers beat San Diego Chargers 10-3. On Jan. 1, 1961, Oilers edged Chargers, 24-16, in Houston's Jeppesen Stadium. Live audience of 29,556 fans and nationwide television audience estimated in vicinity of 40 million viewers witnessed monument to defensive football at its best. Crowd at stadium was limited because game was played on Christmas Eve and game was telecast into Los Angeles area and many San Diegans received LA's ABC affiliate, Channel 7. Oilers scored on 46-yard field goal by George Blanda midway through second quarter and added clincher, 35-yard touchdown pass by Blanda to Billy Cannon, late in third quarter. Chargers only scoring came on 12-yard field goal early in final period. Indication of evenness of ballgame is that both clubs had total net offense of 256 yards.

Score by Quarters	Q1	Q2	Q3	Q4	Total
Houston Oilers	0	3	7	0	10
San Diego Chargers	0	0	0	3	3

Tm	Qtr	Time	Play Description (PAT & Drive)	HOU	SD
HOU	2	8:06	Blanda 46-yard field goal (4-0)	3	0
HOU	3	11:39	Cannon 35 yd pass from Blanda (Blanda kick) (10-45)	10	0
SD	4	:39	Blair 12 yd field goal (7-33)	10	3

Attendance — 29,556

Team Statistics	HOU	SD		HOU	SD
TOTAL FIRST DOWNS	18	15	INT RET. YARDS	60	7
Rushing	6	6	Interceptions	4	6
Passing	8	8	PUNTING AVERAGE	41.5	33.3
Penalty	4	1	Punts	4	6
NET YARDS RUSHING	96	79	Blocked	0	0
Attempts	33	20	PUNT RETURN YARDS	0	16
Yards Gained	113	100	Returns	0	1
Yards Lost	17	21	KICKOFF RETURN YDS	0	50
NET YARDS PASSING	160	177	Returns	0	2
Attempts	41	32	PENALTY YARDS	68	106
Completions	18	17	Penalties	5	10
Interceptions	6	4	FUMBLES/LOST	5/1	2/2
TOTAL OFFENSE	256	256			
Total Plays	74	58			

HOUSTON

Rushing	No	Yds	Avg	Lg	TD
Cannon	15	48	3.2	22	0
Tolar	16	52	3.3	20	0
Blanda	2	-4	0.2	1	0

Passing	A	C	Yds	S-L	TD	Lg	IN	Rt
Blanda	40	18	160	0-0	1	35	5	25.0
Groman	1	0	0	0-0	0	0	1	0.0

Receiving	No	Yds	Avg	Lg	TD
Cannon	5	53	10.6	35	1
Hennigan	5	43	8.6	14	0
Groman	3	32	16.0	19	0
Dewveall	2	10	5.0	11	0
McLeod	1	20	20.0	20	0
Tolar	2	2	1.0	8	0

INT	No	Yds	Avg	Lg	TD
Cline	1	7	7.0	7	0
Glick	1	0	0.0	0	0
Johnston	1	0	0.0	0	0
Spence	1	0	0.0	0	0

Punting	No	Yds	Avg	TB	I20	Lg
Norton	4	166	41.5	0	2	53

Punt Ret	No	Yds	Avg	FC	Lg	TD
None						

KO Ret	No	Yds	Avg	Lg	TD
None					

SAN DIEGO

Rushing	No	Yds	Avg	Lg	TD
Roberson	8	37	4.6	23	0
Lowe	5	30	6.0	12	0
Kemp	4	5	1.3	17	0
Lincoln	3	7	2.3	4	0

Passing	A	C	Yds	S-L	TD	Lg	IN	Rt
Kemp	32	17	226	6-48	0	40	4	36.2

Receiving	No	Yds	Avg	Lg	TD
Kocourek	7	123	17.6	40	0
Norton	3	48	16.0	28	0
Flowers	2	17	8.5	9	0
Roberson	1	11	11.0	11	0
Lowe	1	10	10.0	10	0
Scarpitto	1	9	9.0	9	0
Hayes	1	5	5.0	5	0
Lincoln	1	3	3.0	3	0

INT	No	Yds	Avg	Lg	TD
Whitehead	2	45	22.5	41	0
McNeil	2	15	7.5	15	0
Zeman	2	0	0.0	0	0

Punting	No	Yds	Avg	TB	I20	Lg
Maguire	6	199	33.2	1	1	52

Punt Ret	No	Yds	Avg	FC	Lg	TD
Lincoln	1	16	16.0	0	16	0
Team	0	0	0.0	1	0	0

KO Ret	No	Yds	Avg	Lg	TD
Lowe	1	27	27.0	27	0
Roberson	1	23	23.0	23	0

1963 AFL Championship Game
San Diego Chargers 51, Boston Patriots 10
Sunday, Jan. 5, 1964 - Balboa Stadium (San Diego, Calif.)

Before 30,127 in Balboa Stadium and 30 million more on national television, Keith Lincoln ran, caught and passed like no other athlete ever has in professional title match as Californians crumbled Boston Patriots, 51-10. Chargers' offense produced 610 yards. Lincoln accounted for 349 of them in virtuoso performance that included touchdown sprint of 67 yards, touchdown reception of 25 yards, 206 yards gained rushing, 123 gained pass receiving and 20 gained passing. Lincoln's heroics were mightily abated by others on San Diego team that played with brilliance. It was powerhouse show by team that had failed in two previous tries to win AFL title. But Patriots, with league's proudest defensive outfit, were no match for San Diegans. Splendidly prepared by Sid Gilman to combat Boston's almost constantly rushing linebackers, Chargers scored on their fourth scrimmage play, as well as their sixth and 10th. Patriots' ground attack suffered after fullback Larry Garron incurred head injury midway through second period. Garron later returned to game but remained in it only briefly.

Score by Quarters	Q1	Q2	Q3	Q4	Total
Boston Patriots	7	3	0	0	10
San Diego Chargers	21	10	7	13	51

Tm	Qtr	Time	Play Description (PAT & Drive)	BOS	SD
SD	1	13:31	Rote 2 yd run (Blair kick) (4-72)	0	7
SD	1	10:48	Lincoln 67 yd run (Blair kick) (2-67)	0	14
BOS	1	7:01	Garron 7 yd run (Cappelletti kick) (7-66)	7	14
SD	1	4:44	Lowe 58 yd run (Blair kick) (4-73)	7	21
SD	2	7:05	Blair 11 yd field goal (7-74)	7	24
BOS	2	2:41	Cappelletti 15 yd field goal (11-68)	10	24
SD	2	:48	Norton 14 yd pass from Rote (Blair kick) (8-57)	10	31
SD	3	9:14	Alworth 48 yd pass from Rote (Blair kick) (6-80)	10	38
SD	4	6:47	Lincoln 25 yd pass from Hadl (pass failed) (6-45)	10	44
SD	4	1:19	Hadl 1 yd run (Blair kick) [11-80]	10	51

Attendance — 30,127

Team Statistics	BOS	SD		BOS	SD
TOTAL FIRST DOWNS	14	21	INT RET. YARDS	0	15
Rushing	6	11	Interceptions	0	2
Passing	8	9	PUNTING AVERAGE	47	44
Penalty	0	1	Punts	7	2
NET YARDS RUSHING	75	318	Blocked	0	0
Attempts	16	32	PUNT RETURN YARDS	0	0
Yards Gained	77	328	Returns	0	0
Yards Lost	2	10	KICKOFF RETURN YDS	122	70
NET YARDS PASSING	186	292	Returns	9	3
Attempts	37	26	PENALTY YARDS	18	30
Completions	17	17	Penalties	1	6
Interceptions	2	0	FUMBLES/LOST	1-0	1-1
TOTAL OFFENSE	263	610			
Total Plays	59	60			

BOSTON

Rushing	No	Yds	Avg	Lg	TD
Crump	7	18	2.6	6	0
Garron	3	15	5.0	7t	1
Lott	3	15	5.0	6	0
Yewcic	1	14	14.0	14	0
Parilli	1	10	10.0	10	0
Burton	7	3	3.0	3	0

Passing	A	C	Yds	S-L	TD	Lg	IN	Rt
Parilli	29	14	189	5-36	0	45	1	55.1
Yewcic	8	3	39	0-0	0	23	1	14.1

Receiving	No	Yds	Avg	Lg	TD
Cappelletti	2	72	0	49	0
Garron	2	6	0	5	0
Burton	4	12	0	8	0
Crump	2	28	0	28	0
Coleclough	3	26	0	10	0
Graham	2	68	0	45	0
Lott	2	16	0	11	0

INT	No	Yds	Avg	Lg	TD
None					

Punting	No	Yds	Avg	TB	I20	Lg
Yewcic	7	328	46.7	3	0	68

Punt Ret	No	Yds	Avg	FC	Lg	TD
Suci	0	0	0.0	1	0	0

KO Ret	No	Yds	Avg	Lg	TD
Crump	2	31	16.5	22	0
Garron	2	32	16.0	17	0
Yates	1	5	5.0	5	0
Burton	2	27	13.5	18	0
Suci	1	18	18.0	18	0
Romeo	1	9	9.0	9	0

SAN DIEGO

Rushing	No	Yds	Avg	Lg	TD
Lincoln	13	206	15.8	67t	1
Lowe	12	94	7.8	58t	1
Rote	4	15	3.8	10	1
McDougall	1	2	2.0	2	0
Hadl	1	1	1.0	1t	1
Jackson	1	0	0.0	0	0

Passing	A	C	Yds	S-L	TD	Lg	IN	Rt
Rote	15	10	173	2-13	2	48	0	145.3
Hadl	10	6	112	0-0	1	38	0	132.1
Lincoln	1	1	20	0-0	0	20	0	118.8

Receiving	No	Yds	Avg	Lg	TD
Lincoln	7	123	1	32	1
Alworth	4	77	1	48t	1
Kocourek	1	5	0	5	0
Norton	2	44	1	30	1
MacKinnon	2	53	0	33	0
McDougall	1	4	0	4	0

INT	No	Yds	Avg	Lg	TD
Maguire	1	10	10.0	10	0
Mitinger	1	5	5.0	5	0

Punting	No	Yds	Avg	TB	I20	Lg
Maguire	2	87	43.5	0	1	44

Punt Ret	No	Yds	Avg	FC	Lg	TD
Harris	0	0	0.0	1	0	0

KO Ret	No	Yds	Avg	Lg	TD
Alworth	2	47	23.5	28	0
Lowe	1	23	23.0	23	0

1964 AFL Championship Game
Buffalo Bills 20, San Diego Chargers 7
Sunday, Dec. 26, 1964 - War Memorial Stadium (Buffalo, N.Y.)

Lou Saban sent his Buffalo Bills out for post-Christmas gift after three lean years and one near miss in American Football League. Bills found what they were looking for and wrapped up defending champion San Diego Chargers, 20-7, for AFL Championship before 40,242 howling hometown fans. Chargers started out as if they meant to repeat their 51-10 conquest of Boston Patriots in 1963 title game. They boomed from their own 20 in four plays with payoff 26-yard strike from retiring quarterback Tobin Rote to tight end Dave Kocourek. Keith Lincoln's PAT at 2:16 of first period was last time San Diego got on scoreboard. Disaster soon struck visitors when Lincoln was forced out of action with broken rib on "the tackle heard around world" by Buffalo linebacker Mike Stratton. Coupled with absence of Lance Alworth, injury to Lincoln left Chargers offense impotent. Buffalo forged to 13-7 halftime lead on field goals from 12 and 17 yards by rookie ace Pete Gogolak and four-yard touchdown run by halfback Wray Carlton. Bills tallied again in final quarter on sneak by quarterback Jack Kemp.

Score by Quarters	Q1	Q2	Q3	Q4	Total
San Diego Chargers	7	0	0	0	7
Buffalo Bills	3	10	0	7	20

Tm	Qtr	Time	Play Description (PAT & Drive)	SD	BUF
SD	1	11:49	Kocourek 26 yd pass from Rote (Lincoln kick) (4-80)	7	0
BUF	1	4:20	Gogolak 12 yd field goal (8-61)	7	3
BUF	2	7:11	Carlton 4 yd run (Gogolak kick) (8-56)	7	10
BUF	2	2:28	Gogolak 17 yd field goal (7-51)	7	13
BUF	4	9:12	Kemp 1 yd run (Gogolak kick) (3-52)	7	20

Attendance — 40,242

Team Statistics	SD	BUF		SD	BUF
TOTAL FIRST DOWNS	15	21	INT RET. YARDS	0	8
Rushing	7	12	Interceptions	0	3
Passing	7	8	PUNTING AVERAGE	36.4	46.8
Penalty	1	1	Punts	5	5
NET YARDS RUSHING	124	219	PUNT RETURN YARDS	58	6
NET YARDS PASSING	135	168	Returns	2	1
Attempts	36	20	KICKOFF RETURN YDS	175	71
Completions	13	10	Returns	4	2
Interceptions	3	0	PENALTY YARDS	20	45
TOTAL OFFENSE	259	387	Penalties	3	3
			FUMBLES/LOST	1/0	0/0

SAN DIEGO

Rushing	No	Yds	Avg	Lg	TD
Lowe	7	34	4.9	16	0
Kinderman	4	14	3.5	7	0
Lincoln	3	47	15.7	38	0
MacKinnon	1	17	17.0	17	0
Hadl	1	13	13.0	13	0
Rote	1	6	6.0	6	0
Norton	1	-7	-7.0	-7	0

Passing	A	C	Yds	S-L	TD	Lg	IN	Rt
Rote	26	10	118	1-14	1	22	2	33.8
Hadl	10	3	31	0-0	0	26	1	0.4

Receiving	No	Yds	Avg	Lg	TD
Kinderman	4	52	13.0	22	0
MacKinnon	3	12	4.0	7	0
Kocourek	2	52	26.0	26	1
Lowe	2	9	4.5	8	0
Norton	1	13	13.0	13	0
Lincoln	1	11	11.0	11	0

INT	No	Yds	Avg	Lg	TD
None					

Punting	No	Yds	Avg	TB	I20	Lg
Hadl	5	183	36.6	0	1	43

Punt Ret	No	Yds	Avg	FC	Lg	TD
Robinson	1	30	30.0	0	30	0
Duncan	1	28	28.0	0	28	0

KO Ret	No	Yds	Avg	Lg	TD
Duncan	3	147	49.0	72	0
Warren	1	28	28.0	28	0

BUFFALO

Rushing	No	Yds	Avg	Lg	TD
Gilchrist	16	122	7.6	39	0
Carlton	18	70	3.9	13	1
Kemp	5	16	3.2	12	1
Dubenion	1	9	9.0	9	0
Lamonica	1	2	2.0	2	0

Passing	A	C	Yds	S-L	TD	Lg	IN	Rt
Kemp	20	10	188	3-21	0	50	0	82.9

Receiving	No	Yds	Avg	Lg	TD
Dubenion	3	56	18.7	26	0
Bass	2	70	35.0	50	0
Warlick	2	41	20.5	26	0
Gilchrist	2	22	11.0	15	0
Ross	1	-1	-1.0	-1	0

INT	No	Yds	Avg	Lg	TD
Warner	1	8	8.0	8	0
Stratton	1	0	0.0	0	0
Byrd	1	0	0.0	0	0

Punting	No	Yds	Avg	TB	I20	Lg
Maguire	5	234	46.8	0	3	64

Punt Ret	No	Yds	Avg	FC	Lg	TD
Clarke	1	5	5.0	0	0	0
Byrd	0	0	0.0	1	0	0

KO Ret	No	Yds	Avg	Lg	TD
Rutkowski	1	27	27.0	27	0
Warner	1	17	17.0	17	0

1965 AFL Championship Game
Buffalo Bills 23, San Diego Chargers 0
Sunday, Dec. 26, 1965 - Balboa Stadium (San Diego, Calif.)

It was same two teams that met in 1964 Championship game with scene shifting from East to West Coast. But there obviously was no hometown advantage for San Diego Chargers. Coach Lou Saban's Buffalo Bills found 59-degree weather much to their liking in San Diego's Balboa Stadium, rolling to 23-0 victory before 30,361 downhearted fans. San Diego's offensive unit was unable to generate any type of serious attack after first quarter and Jack Kemp-led Bills broke loose in second period. Kemp teamed with end Ernie Warlick for initial score, 18-yard pass play capping 60-yard drive. Just 2:20 later, Bills struck again on 74-yard punt return by Butch Byrd and at half-time, Buffalo was ahead 14-0. In second half, Chargers were able to contain Buffalo's ground game and Kemp's passing, but couldn't stop talented toe of placekicker Pete Gogolak. His soccer-style kicks connected twice in third quarter from 11 and 39 yards and once more in final period from 32 yards.

Score by Quarters	Q1	Q2	Q3	Q4	Total
Buffalo Bills	0	14	6	3	23
San Diego Chargers	0	0	0	0	0

Tm	Qtr	Time	Play Description (PAT & Drive)	BUF	SD
BUF	2	4:59	Warlick 18 yd pass from Kemp (Gogolak kick) (6-60)	7	0
BUF	2	2:29	Byrd 74 yd punt return (Goglak kick)	14	0
BUF	3	9:21	Gogolak 11 yd field goal (7-20)	17	0
BUF	3	:45	Gogolak 39 yd field goal (4--9)	20	0
BUF	4	11:45	Gogolak 32 yd field goal (5-5)	23	0

Attendance — 30,361

Team Statistics	BUF	SD		BUF	SD
TOTAL FIRST DOWNS	14	12	INT RET. YARDS	36	0
Rushing	4	5	Interceptions	2	1
Passing	9	7	NUMBER OF PUNTS	4	7
Penalty	1	0	Punt Yards	185	285
NET YARDS RUSHING	108	104	Blocked	0	0
Total Plays	36	27	PUNT RETURN YARDS	87	12
Yards Gained	112	127	Returns	3	1
Yards Lost	4	23	KICKOFF RETURN YDS	17	97
Average / Play	3.0	3.9	Returns	1	3
NET YARDS PASSING	152	119	PENALTY YARDS	21	41
Attempts	20	25	Penalties	2	3
Completions	9	12	FUMBLES/LOST	1/0	1/0
Interceptions	1	2			
TOTAL OFFENSE	260	223			
Total Plays	58	57			
Avg. / Play	4.5	3.9			

BUFFALO

Rushing	No	Yds	Avg	Lg	TD
Carlton	16	63	3.9	8	0
Joe	16	35	2.2	11	0
Stone	3	5	1.7	2	0
Smith	1	5	5.0	5	0

Passing	A	C	Yds	S-L	TD	Lg	IN	Rt
Kemp	19	8	155	1-5	1	49	1	66.8
Lamonica	1	1	12	0	0	12	0	116.7

Receiving	No	Yds	Avg	Lg	TD
Roberson	3	88	29.3	49	0
Warlick	3	35	11.7	18	1
Costa	2	32	16.0	22	0
Tracy	1	12	12.0	12	0

INT	No	Yds	Avg	Lg	TD
Byrd	1	24	24.0	24	0
Jacobs	1	12	12.0	12	0

Punting	No	Yds	Avg	TB	I20	Lg
Maguire	4	185	46.3	0	3	59

Punt Ret	No	Yds	Avg	FC	Lg	TD
Byrd	3	87	29.0	0	74t	1

KO Ret	No	Yds	Avg	Lg	TD
Warner	1	17	17.0	17	0

SAN DIEGO

Rushing	No	Yds	Avg	Lg	TD
Lowe	12	57	4.8	47	0
Hadl	8	24	3.0	8	0
Lincoln	4	16	4.0	10	0
Foster	2	9	4.5	10	0
Breaux	1	-2	-2.0	-2	0

Passing	A	C	Yds	S-L	TD	Lg	IN	Rt
Hadl	23	11	140	3-30	0	35	2	31.1
Breaux	2	1	24	2-15	0	24	0	93.8

Receiving	No	Yds	Avg	Lg	TD
Alworth	4	82	20.5	25	0
Lowe	3	3	1.0	2	0
Norton	1	35	35.0	35	0
Farr	1	24	24.0	24	0
MacKinnon	1	10	10.0	10	0
Lincoln	1	7	7.0	7	0
Kocourek	1	3	3.0	3	0

INT	No	Yds	Avg	Lg	TD
Warren	1	0	0.0	0	0

Punting	No	Yds	Avg	TB	I20	Lg
Hadl	5	257	51.4	1	0	64
Allison	2	28	14.0	0	0	19

Punt Ret	No	Yds	Avg	FC	Lg	TD
Duncan	1	12	12.0	0	12	0
Graham	0	0	0.0	1	0	0

KO Ret	No	Yds	Avg	Lg	TD
Duncan	2	62	31.0	49	0
Farr	1	35	35.0	35	0

1979 AFC Divisonal Playoffs
Houston Oilers 17, San Diego Chargers 14
Saturday, Dec. 29, 1979 - San Diego Stadium (San Diego, Calif.)

The Chargers 1979 season, featuring one of best teams in franchise history, ended in disappointment as Bolts fell to Houston Oilers, 17-14, in Divisonal Playoff game at San Diego Stadium. Chargers were rolling early and took 7-0 lead on Clarence Williams' one-yard touchdown on Bolts first offensive possession of game. But Houston scored 10 unanswered points in second quarter and led at half, 10-7. On opening drive of third quarter, San Diego reclaimed lead when Lydell Mitchell scored on eight-yard run for 14-10 lead. Houston came back later in quarter as Mike Renfro caught 47-yard touchdown pass from Gifford Nielsen and Oilers jumped back out to 17-14 lead. Chargers tried to fight back in fourth quarter, but two Dan Fouts interceptions proved costly and Houston upset Chargers and eliminated them from playoffs.

Score by Quarters	Q1	Q2	Q3	Q4	Total
Houston Oilers	0	10	7	0	17
San Diego Chargers	7	0	7	0	14

Tm	Qtr	Time	Play Description (PAT & Drive)	HOU	SD
SD	1	10:11	Williams 1 yd run (Wood kick) (11-81, 4:08)	0	7
HOU	2	10:58	Fritsch 26 yd field goal (5-20, 2:08)	3	7
HOU	2	14:41	Clark 1 yd run (Fritsch kick) (8-38, 2:40)	10	7
SD	3	1:52	Mitchell 8 yd run (Wood kick) (6-65, 1:44)	10	14
HOU	3	12:55	Renfro 47 yd pass from Nielsen (Fritsch kick) (3-46, 0:57)	17	14

Attendance — 51,192

Team Statistics	HOU	SD		HOU	SD
TOTAL FIRST DOWNS	15	25	PUNTS No. and Avg.	6-40.7	2-32.0
Rushing	9	6	Blocked	0	0
Passing	5	17	TOTAL RETURN YARDS	89	113
Penalty	1	2	Punt Returns	1-25	3-29
3RD DOWN EFF	8-16-50%	7-13-54%	Kickoff Returns	3-53	4-84
TOTAL NET YARDS	259	380	Interception Returns	5-11	1-0
Total Plays	59	68	PENALTIES No. and Yds	5-45	6-30
Average / Play	4.4	5.6	FUMBLES No. and Lost	0-0	0-0
NET YARDS RUSHING	148	63	TOUCHDOWNS	2	2
Total Plays	40	19	Rushing	1	2
Average / Play	3.7	3.3	Passing	1	0
NET YARDS PASSING	111	317	Returns	0	0
Sacked - Yards Lost	0-0	2-16	EXTRA POINTS	2-2	2-2
Gross Yards	111	333	FIELD GOALS	1-1	0-1
ATT-COMP-INT	19-10-1	47-25-5	FINAL SCORE	17	14
Avg. / Play	5.8	6.5	TIME OF POSS	30:06	29:54

HOUSTON

Rushing	No	Yds	Avg	Lg	TD
Carpenter	18	67	3.7	11	0
Wilson	11	39	3.5	14	0
Clark	9	30	3.3	11	1
Nielsen	2	12	6.0	14	0

Passing	A	C	Yds	S-L	TD	Lg	IN	Rt
Nielsen	19	10	111	0-0	1	47t	1	65.9

Receiving	No	Yds	Avg	Lg	TD
Carpenter	4	23	5.8	7	0
T. Wilson	3	16	5.3	10	0
Renfro	1	47	47.0	47t	1
Coleman	1	13	13.0	13	0
Barber	1	12	12.0	12	0

INT	No	Yds	Avg	Lg	TD
Perry	4	0	0.0	0	0
Reinfeldt	0	8	--	8	0
J.C. Wilson	1	3	3.0	3	0

Punting	No	Yds	Avg	TB	I20	Lg
Parsley	6	248	40.7	0	2	50

Punt Ret	No	Yds	Avg	FC	Lg	TD
Ellender	1	25	25.0	1	25	0

KO Ret	No	Yds	Avg	Lg	TD
Hartwig	2	37	18.5	24	0
Ellender	1	16	16.0	16	0

SAN DIEGO

Rushing	No	Yds	Avg	Lg	TD
Mitchell	8	33	4.1	8t	1
C. Williams	11	30	2.7	8	1

Passing	A	C	Yds	S-L	TD	Lg	IN	Rt
Fouts	47	25	333	2-16	0	34	5	36.3

Receiving	No	Yds	Avg	Lg	TD
Joiner	4	81	20.3	30	0
Jefferson	4	70	17.5	21	0
Klein	5	41	8.2	16	0
C. Williams	4	30	7.5	12	0
Mitchell	4	26	6.5	9	0
Floyd	3	51	17.0	23	0
McCrary	1	34	34.0	34	0

INT	No	Yds	Avg	Lg	TD
M. Williams	1	0	0.0	0	0

Punting	No	Yds	Avg	TB	I20	Lg
West	2	64	32.0	0	0	35

Punt Ret	No	Yds	Avg	FC	Lg	TD
Fuller	3	29	9.7	1	15	0

KO Ret	No	Yds	Avg	Lg	TD
Owens	3	60	20.0	27	0
Bauer	1	24	24.0	24	0

1980 AFC Divisonal Playoffs
San Diego Chargers 20, Buffalo Bills 14
Saturday, Jan. 3, 1981 – San Diego Stadium (San Diego, Calif.)

Quarterback Dan Fouts connected with Ron Smith on 50-yard touchdown pass with 2:08 remaining in fourth quarter for game-winning score. Fouts completed pass on 3rd-and-10 with Chargers trailing 14-13. With win Chargers advanced to American Football Conference Championship Game against Oakland. Fouts completed 22 of 37 passes for 314 yards and two touchdowns, 20th 300-yard game of his career. San Diego's defense held Buffalo to 97 yards rushing. 50-yard, game-winning touchdown catch was longest of Smith's career. Down 14-3 at half, momentum changed in third quarter with Chargers going 70 yards in four plays for touchdown on first series. Chuck Muncie ran for 18 yards, then Charlie Joiner caught 45-yard pass and two plays later, Joiner capped off drive with nine-yard scoring reception, making score 14-10. Down 14-13 after field goal, Chargers started their final drive at Buffalo 31-yard line with 3:59 to play. Passes to Mike Thomas and John Jefferson put ball at midfield, setting stage for Fouts' game-winner to Smith.

Score by Quarters	Q1	Q2	Q3	Q4	Total
Buffalo Bills	0	14	0	0	14
San Diego Chargers	3	0	7	10	20

Tm	Qtr	Time	Play Description (PAT & Drive)	BUF	SD
SD	1	11:16	Benirschke 22 yd field goal (12-69, 6:45)	0	3
BUF	2	:44	Leaks 1 yd run (Mike-Mayer kick) (12-72, 4:20)	7	3
BUF	2	14:44	Lewis 9 yd pass from Ferguson (Mike-Mayer kick) (4-33, 1:32)	14	3
SD	3	1:34	Joiner 9 yd pass from Fouts (Benirschke kick) (4-70, 1:25)	14	10
SD	4	:51	Benirschke 22 yd field goal (8-45, 4:13)	14	13
SD	4	12:52	Smith 50 yd pass from Fouts (Benirschke kick) (5-69, 1:51)	14	20

Attendance — 52,028

Team Statistics	BUF	SD
TOTAL FIRST DOWNS	17	21
Rushing	6	6
Passing	9	14
Penalty	2	1
3RD DOWN EFF	5-14-36%	2-11-18%
TOTAL NET YARDS	244	397
Total Plays	66	64
Average / Play	3.7	6.2
NET YARDS RUSHING	97	96
Total Plays	33	25
Average / Play	2.9	3.8
NET YARDS PASSING	147	301
Sacked - Yards Lost	3-33	2-13
Gross Yards	180	314
ATT-COMP-INT	30-15-3	37-22-1
Avg. / Play	4.5	7.7
PUNTS No. and Avg.	6-44.5	4-27.8
Blocked	0	1
TOTAL RETURN YARDS	97	126
Punt Returns	2-13	3-29
Kickoff Returns	5-84	3-50
Interception Returns	1-0	3-47
PENALTIES No. and Yds	5-40	6-66
FUMBLES No. and Lost	0-0	3-2
TOUCHDOWNS	2	2
Rushing	1	0
Passing	1	2
Returns	0	0
EXTRA POINTS	2-2	2-2
FIELD GOALS	0-2	2-3
FINAL SCORE	14	20
TIME OF POSS	33:14	26:46

BUFFALO

Rushing	No	Yds	Avg	Lg	TD
Cribbs	18	53	2.9	9	0
Manucci	2	21	10.5	15	0
Brown	9	17	1.9	5	0
Leaks	4	6	1.5	2	1

Passing	A	C	Yds	S-L	TD	Lg	IN	Rt
Ferguson	24	15	180	3-33	1	19	3	59.7
Manucci	1	0	0	0-0	0	0	0	39.6

Receiving	No	Yds	Avg	Lg	TD
Brammer	4	62	15.5	19	0
Cribbs	4	36	9.0	11	0
Lewis	3	45	15.0	18	1
Butler	2	19	9.5	12	0
Leaks	1	17	17.0	17	0
Hooks	1	1	1.0	1	0

INT	No	Yds	Avg	Lg	TD
Simpson	1	0	0.0	0	0

Punting	No	Yds	Avg	TB	I20	Lg
Cater	6	267	44.5	2	0	55

Punt Ret	No	Yds	Avg	FC	Lg	TD
Hooks	2	13	6.5	0	7	0

KO Ret	No	Yds	Avg	Lg	TD
Solomon	5	84	16.8	26	0

SAN DIEGO

Rushing	No	Yds	Avg	Lg	TD
Muncie	18	80	4.4	18	0
Thomas	5	22	4.4	8	0
Fouts	2	-6	-3.0	-3	0

Passing	A	C	Yds	S-L	TD	Lg	IN	Rt
Fouts	37	22	314	2-13	2	50t	1	93.8

Receiving	No	Yds	Avg	Lg	TD
Jefferson	7	102	14.6	24	0
Muncie	6	53	8.8	16	0
Joiner	4	83	20.8	45	1
McCrary	2	19	9.5	11	0
Smith	1	50	50.0	50t	1
Winslow	1	5	5.0	5	0
Thomas	1	2	2.0	2	0

INT	No	Yds	Avg	Lg	TD
Edwards	2	27	13.5	15	0
Fuller	1	20	20.0	20	0

Punting	No	Yds	Avg	TB	I20	Lg
Partridge	3	111	37.0	0	0	52

Punt Ret	No	Yds	Avg	FC	Lg	TD
Fuller	3	29	9.7	1	11	0

KO Ret	No	Yds	Avg	Lg	TD
Bauer	2	39	19.5	25	0
Duncan	1	11	11.0	11	0

1980 AFC Championship Game
Oakland Raiders 34, San Diego Chargers 27
Sunday, Jan. 11, 1981 – Jack Murphy Stadium (San Diego, Calif.)

Oakland took 28-7 lead in first half and then held off late San Diego bid to beat Chargers for American Football Conference championship. On third play from scrimmage, Raiders quarterback Jim Plunkett had pass bounce off hands of his intended receiver Kenny King and into grasp of Raymond Chester, who took pass in for 65-yard score. San Diego's initial drive was halted when John Jefferson slipped on wet turf and Dan Fouts' pass zipped into hands of defender Lester Hayes. Chargers tied score minutes later on 48-yard pass from Fouts to Charlie Joiner but Oakland retaliated with 76-yard scoring drive, aided by Plunkett pass to Cliff Branch for 48 yards and pass interference penalty. By end ofthe first quarter, Oakland led 21-7, and two quarterbacks had combined for 314 yards passing. Oakland later scored on three-yard run by Mark Van Eeghen, making score 28-7. San Diego scored near end of first half on eight-yard pass from Fouts toJoiner. In third quarter, Rolf Benirschke kicked field goal and Chuck Muncie scored from six yards to narrow Raiders' lead to 28-24. Oakland then marched 68 and 37 yards to set up two Chris Bahr field goals while running 10:38 off clock. Trailing 34-24 Chargers drove for field goal from Benirschke that left them one touchdown behind with 6:52 to play, but Oakland controlled ball for final 6:52 and held on for victory.

Score by Quarters	Q1	Q2	Q3	Q4	Total
Oakland Raiders	21	7	3	3	34
San Diego Chargers	7	7	10	3	27

Tm	Qtr	Time	Play Description (PAT & Drive)	OAK	SD
OAK	1	1:35	Chester 65 yd pass from Plunkett (Bahr kick) (3-71, 1:26)	0	7
SD	1	7:04	Joiner 48 yd pass from Fouts (Benirschke kick) (3-62, 1:21)	7	7
OAK	1	11:14	Plunkett 5 yd run (Bahr kick) (7-76, 4:00)	14	7
OAK	1	13:25	King 21 yd pass from Plunkett (Bahr kick) (4-49, 1:33)	21	7
OAK	2	8:34	Van Eeghen 3 yd run (Bahr kick) (7-29, 3:31)	28	7
SD	2	13:55	Joiner 8 yd pass from Fouts (Benirschke kick) (13-64, 5:00)	28	14
SD	3	4:34	Benirschke 26 yd field goal (12-68, 4:26)	28	17
SD	3	8:47	Muncie 6 yd run (Benirschke kick) (6-41, 2:29)	28	24
OAK	3	14:11	Bahr 27 yd field goal (9-68, 5:15)	31	24
OAK	4	5:14	Bahr 33 yd field goal (10-37, 5:14)	34	24
SD	4	8:08	Benirschke 27 yd field goal (12-72, 2:48)	34	27

Attendance — 52,428

Team Statistics	OAK	SD
TOTAL FIRST DOWNS	21	26
Rushing	8	6
Passing	12	17
Penalty	1	3
3RD DOWN EFF	9-16-56%	8-13-62%
TOTAL NET YARDS	362	434
Total Plays	66	71
Average / Play	5.5	6.1
NET YARDS RUSHING	138	83
Total Plays	42	23
Average / Play	3.3	3.6
NET YARDS PASSING	224	351
Sacked - Yards Lost	6-37	2-13
Gross Yards	261	364
ATT-COMP-INT	18-14-0	46-23-2
Avg. / Play	9.3	7.3
PUNTS No. and Avg.	4-56.0	2-40.5
Blocked	0	0
TOTAL RETURN YARDS	164	140
Punt Returns	2-20	2-41
Kickoff Returns	6-103	6-99
Interception Returns	2-41	0-0
PENALTIES No. and Yds	7-54	6-45
FUMBLES No. and Lost	0-0	5-1
TOUCHDOWNS	4	3
Rushing	2	1
Passing	2	2
Returns	0	0
EXTRA POINTS	4-4	3-3
FIELD GOALS	2-2	2-2
FINAL SCORE	34	27
TIME OF POSS	35:03	24:57

OAKLAND

Rushing	No	Yds	Avg	Lg	TD
Van Eeghen	20	85	4.3	10	0
King	11	35	3.2	8	0
Jensen	2	7	3.5	4	0
Plunkett	4	6	1.5	5t	1
Whittington	5	5	1.0	2	0

Passing	A	C	Yds	S-L	TD	Lg	IN	Rt
Plunkett	18	14	261	6-37	2	65t	0	155.8

Receiving	No	Yds	Avg	Lg	TD
Chester	5	102	20.4	65t	1
Branch	3	78	26.0	48	0
King	2	43	21.5	22	1
Chandler	2	27	13.5	16	0
Whittington	2	11	5.5	6	0

INT	No	Yds	Avg	Lg	TD
Owens	1	25	25.0	25	0
Hayes	1	16	16.0	16	0

Punting	No	Yds	Avg	TB	I20	Lg
Guy	4	224	56.0	1	0	71

Punt Ret	No	Yds	Avg	FC	Lg	TD
Matthews	2	20	10.0	0	14	0

KO Ret	No	Yds	Avg	Lg	TD
Whittington	4	67	16.8	24	0
Moody	2	36	18.0	21	0

SAN DIEGO

Rushing	No	Yds	Avg	Lg	TD
Thomas	12	48	4.0	9	0
Muncie	9	34	3.8	16	1
Fouts	1	2	2.0	2	0
Smith	1	-1	-1.0	-1	0

Passing	A	C	Yds	S-L	TD	Lg	IN	Rt
Fouts	45	22	336	2-13	2	55	2	70.2
Winslow	1	1	28	0-0	0	28	0	118.8

Receiving	No	Yds	Avg	Lg	TD
Joiner	6	130	21.7	48t	2
Thomas	5	40	8.0	24	0
Jefferson	4	71	17.8	28	0
Smith	3	76	25.3	55	0
Winslow	3	42	14.0	21	0
Muncie	2	5	2.5	3	0

INT	No	Yds	Avg	Lg	TD
None					

Punting	No	Yds	Avg	TB	I20	Lg
Partridge	2	81	40.5	0	0	41

Punt Ret	No	Yds	Avg	FC	Lg	TD
Fuller	2	41	20.5	1	28	0

KO Ret	No	Yds	Avg	Lg	TD
Bauer	5	89	17.8	27	0
Duncan	1	10	10.0	10	0

1981 AFC Divisional Playoffs
San Diego Chargers 41, Miami Dolphins 38 (OT)
Saturday, Jan. 2, 1982 - Orange Bowl (Miami, Fla.)

The Chargers traveled to Miami's Orange Bowl to face AFC East Division champion Miami and won epic struggle, 41-38, on 29-yard Rolf Benirschke field goal at 13:52 mark of first overtime period. San Diego jumped out to early 24-0 lead, only to have Dolphins close gap under direction of substitute quarterback Don Strock. Score was 24-17 at halftime and in second half Dolphins knotted score at 24 and again at 31 before assuming their first lead, 38-31, on 12-yard run by Tony Nathan. But late in fourth quarter after Dolphin turnover, Dan Fouts threw eight-yard TD pass to James Brooks with 58 seconds left in regulation to tie game, 38-38. With four seconds left Dolphins had chance to win it but Miami's 43-yard field goal try was blocked by Kellen Winslow, sending game into overtime. In OT Benirschke missed 27-yard attempt and Uwe Von Schamann had another attempt blocked, this time by Leroy Jones. Ultimately, Chargers' game-winning drive was highlighted by receptions of 20 and 29 yards by Wes Chandler and Charlie Joiner, respectively. Fouts set division playoff passing records for completions, attempts and yards, as did Winslow with 13 catches. Chandler had 56-yard punt return for touchdown for Chargers, first-ever punt return for touchdown in AFC divisional playoff game. Chargers broke total 15 divisional playoff team records and tied two others.

Score by Quarters	Q1	Q2	Q3	Q4	OT	Total
San Diego Chargers	24	0	7	7	3	41
Miami Dolphins	0	17	14	7	0	38

Tm	Qtr	Time	Play Description (PAT & Drive)	SD	MIA
SD	1	5:11	Benirschke 32 yd field goal (9-64, 5:11)	3	0
SD	1	7:36	Chandler 56 yd punt return (Benirschke kick)	10	0
SD	1	11:02	Muncie 1 yd run (Benirschke kick) (7-29, 3:16)	17	0
SD	1	13:29	Brooks 8 yd pass from Fouts (Benirschke kick) (3-11, 0:48)	24	0
MIA	2	6:29	Von Schamann 34 yd field goal (10-63, 3:34)	24	3
MIA	2	12:15	Rose 1 yd pass from Strock (Von Schamann kick) (7-39, 3:59)	24	10
MIA	2	15:00	Nathan 25 yd run off lateral from Harris after 15 yd pass from Strock (Von Schamann kick) (4-63, 0:30)	24	17
MIA	3	4:10	Rose 15 yd pass from Strock (Von Schamann kick) (8-74, 4:10)	24	24
SD	3	10:45	Winslow 25 yd pass from Fouts (Benirschke kick) (6-60, 2:24)	31	24
MIA	3	13:32	Hardy 50 yd pass from Strock (Von Schamann kick) (6-83, 2:47)	31	31
MIA	4	:07	Nathan 12 yd run (Von Schamann kick) (2-15, 0:54)	31	38
SD	4	14:02	Brooks 9 yd pass from Fouts (Benirschke kick) (10-82, 3:41)	38	38
SD	OT	13:52	Benirschke 29 yd field goal (6-74, 2:25)	41	38

Attendance — 73,735

Team Statistics	SD	MIA
TOTAL FIRST DOWNS	33	25
Rushing	10	3
Passing	21	21
Penalty	2	1
3RD DOWN EFF	8-15-53%	8-16-50%
TOTAL NET YARDS	564	466
Total Plays	85	78
Average / Play	6.6	6.0
NET YARDS RUSHING	149	78
Total Plays	29	28
Average / Play	5.1	2.8
NET YARDS PASSING	415	388
Sacked - Yards Lost	2-18	3-29
Gross Yards	433	417
ATT-COMP-INT	54-33-1	41-30-2
Avg. / Play	7.4	7.8
PUNTS No. and Avg.	4-40.3	5-42.0
Blocked	0	0
TOTAL RETURN YARDS	189	140
Punt Returns	2-64	1-12
Kickoff Returns	6-90	6-98
Interception Returns	2-35	1-30
PENALTIES No. and Yds	8-45	7-44
FUMBLES No. and Lost	3-3	2-1
TOUCHDOWNS	5	5
Rushing	1	1
Passing	3	4
Returns	1	0
EXTRA POINTS	5-5	5-5
FIELD GOALS	2-4	1-3
FINAL SCORE	41	38
TIME OF POSS	37:44	36:08

SAN DIEGO

Rushing	No	Yds	Avg	Lg	TD
Muncie	24	120	5.0	18	1
Brooks	3	19	6.3	14	0
Fouts	2	10	5.0	8	0

Passing	A	C	Yds	S-L	TD	Lg	IN	Rt
Fouts	53	33	433	2-18	3	47	1	99.0
Muncie	1	0	0	0-0	0	0	0	39.6

Receiving	No	Yds	Avg	Lg	TD
Winslow	13	166	12.8	31	1
Joiner	7	108	15.4	39	0
Chandler	6	106	17.7	47	0
Brooks	4	31	7.8	9t	2
Muncie	2	5	2.5	8	0
Scales	1	17	17.0	17	0

INT	No	Yds	Avg	Lg	TD
Edwards	1	35	35.0	35	0
Buchanon	1	0	0.0	0	0

Punting	No	Yds	Avg	TB	I20	Lg
Roberts	4	161	40.3	3	0	47

Punt Ret	No	Yds	Avg	FC	Lg	TD
Chandler	1	56	56.0	0	56t	1

KO Ret	No	Yds	Avg	Lg	TD
Brooks	5	75	15.0	33	0
Beaudoin	1	15	15.0	15	0

MIAMI

Rushing	No	Yds	Avg	Lg	TD
Nathan	14	48	3.4	12t	1
Franklin	9	6	0.7	3	0
Woodley	1	10	10.0	10	0
Hill	3	8	2.7	4	0
Vigorito	1	6	6.0	6	0

Passing	A	C	Yds	S-L	TD	Lg	IN	Rt
Strock	42	28	397	0-0	4	50t	1	118.8
Woodley	5	2	203-29		0	15	1	12.5

Receiving	No	Yds	Avg	Lg	TD
Nathan	8	108	13.5	27	1
Harris	6	106	17.7	30	0
Hardy	5	89	17.8	50t	1
Rose	4	37	9.3	15t	2
Cefalo	3	62	20.7	23	0
Vigorito	2	12	6.0	8	0
Hill	2	3	1.5	2	0

INT	No	Yds	Avg	Lg	TD
Blackwood	1	8	8.0	8	0
Small	0	22	--	22	0

Punting	No	Yds	Avg	TB	I20	Lg
Orosz	5	210	42.0	1	0	45

Punt Ret	No	Yds	Avg	FC	Lg	TD
Vigorito	1	12	12.0	0	12	0

KO Ret	No	Yds	Avg	Lg	TD
Vigorito	4	67	16.8	21	0
Walker	1	18	18.0	18	0
Hill	1	13	13.0	13	0

1981 AFC Championship Game
Cincinnati Bengals 27, San Diego Chargers 7
Sunday, Jan. 10, 1982 - Riverfront Stadium (Cincinnati, Ohio)

The Chargers lost to Cincinnati in AFC Championship game on coldest day in NFL history. Temperature in Cincinnati dipped to nine-degrees-below-zero with wind chill factor measuring 59-below zero. Cincinnati won coin toss and elected to kick off, forcing San Diego to go into wind in first quarter. Bengals moved ahead 10-0 before teams switched directions in second period and Chargers scored on their first possession on 33-yard screen pass from Dan Fouts to Kellen Winslow and Cincinnati led 17-7 at halftime. Chargers were statistical leaders in first half, but three turnovers inside Bengals' 33-yard line proved costly. San Diego turned ball over to start third quarter leading to another Cincinnati score, and three-yard touchdown pass from Ken Anderson to Don Bass culminated 8:08 drive in final period to clinch Bengals victory. Wes Chandler led all receivers with six catches for 79 yards and Chuck Muncie led all rushers with 23 carries and 94 yards.

Score by Quarters	Q1	Q2	Q3	Q4	Total
San Diego Chargers	0	7	0	0	7
Cincinnati Bengals	10	7	3	7	27

Tm	Qtr	Time	Play Description (PAT & Drive)	SD	CIN
CIN	1	6:55	Breech 31 yd field goal (10-51, 6:12)	0	3
CIN	1	7:54	Harris 8 yd pass from Anderson (Breech kick) (2-12, 0:55)	0	10
SD	2	1:26	Winslow 33 yard pass from Fouts (Benirschke kick) (6-55, 2:58)	7	10
CIN	2	5:03	Johnson 1 yd run (Breech kick) (7-55, 3:21)	7	17
CIN	3	7:13	Breech 38 yd field goal (8-39, 4:52)	7	20
CIN	4	8:08	Bass 3 yd pass from Anderson (Breech kick) (14-68, 7:04)	7	27

Attendance — 46,302

Team Statistics	SD	CIN
TOTAL FIRST DOWNS	18	19
Rushing	11	8
Passing	7	11
Penalty	0	0
3RD DOWN EFF	5-12-42%	5-11-46%
TOTAL NET YARDS	301	318
Total Plays	61	59
Average / Play	4.9	5.4
NET YARDS RUSHING	128	143
Total Plays	31	36
Average / Play	4.1	3.9
NET YARDS PASSING	173	175
Sacked - Yards Lost	2-12	0-0
Gross Yards	185	175
ATT-COMP-INT	28-15-2	23-15-0
Avg. / Play	5.8	7.6
PUNTS No. and Avg.	2-29.5	3-30.6
Blocked	0	0
TOTAL RETURN YARDS	139	64
Punt Returns	1-7	0-0
Kickoff Returns	7-132	1-40
Interception Returns	0-0	2-24
PENALTIES No. and Yds	2-15	3-25
FUMBLES No. and Lost	4-2	3-1
TOUCHDOWNS	1	3
Rushing	0	1
Passing	1	2
Returns	0	0
EXTRA POINTS	1-1	3-3
FIELD GOALS	0-2	2-2
FINAL SCORE	7	27
TIME OF POSS	29:42	30:18

SAN DIEGO

Rushing	No	Yds	Avg	Lg	TD
Muncie	23	94	4.1	11	0
Brooks	6	23	3.8	9	0
Fouts	1	6	6.0	6	0
Cappelletti	1	5	5.0	5	0

Passing	A	C	Yds	S-L	TD	Lg	IN	Rt
Fouts	28	15	185	2-12	1	33t	2	56.4

Receiving	No	Yds	Avg	Lg	TD
Chandler	6	79	13.2	25	0
Winslow	3	47	15.7	33t	1
Joiner	3	41	13.7	21	0
Brooks	2	5	2.5	4	0
Sievers	1	13	13.0	13	0

INT	No	Yds	Avg	Lg	TD
None					

Punting	No	Yds	Avg	TB	I20	Lg
Roberts	2	59	29.5	0	0	32

Punt Ret	No	Yds	Avg	FC	Lg	TD
Chandler	1	7	7.0	0	7	0

KO Ret	No	Yds	Avg	Lg	TD
Brooks	4	87	21.8	36	0
Beaudoin	2	38	19.0	19	0
Shaw	1	7	7.0	7	0

CINCINNATI

Rushing	No	Yds	Avg	Lg	TD
Johnson	21	80	3.8	11	1
Anderson	5	39	7.8	13	0
Alexander	9	22	2.4	4	0
Collinsworth	1	2	2.0	2	0

Passing	A	C	Yds	S-L	TD	Lg	IN	Rt
Anderson	22	14	161	0-0	2	19	0	115.9
Thompson	1	1	14	0-0	0	14	0	118.8

Receiving	No	Yds	Avg	Lg	TD
Ross	5	69	13.8	19	0
Alexander	3	25	8.3	16	0
Collinsworth	2	28	14.0	16	0
Curtis	2	28	14.0	15	0
Johnson	1	14	14.0	14	0
Harris	1	8	8.0	8t	1
Bass	1	3	3.0	3t	1

INT	No	Yds	Avg	Lg	TD
Kemp	1	24	24.0	24	0
Breeden	1	0	0.0	0	0

Punting	No	Yds	Avg	TB	I20	Lg
McInally	3	92	30.6	0	0	35

Punt Ret	No	Yds	Avg	FC	Lg	TD
None						

KO Ret	No	Yds	Avg	Lg	TD
Verser	1	40	40.0	40	0

1982 AFC First Round Playoffs
San Diego Chargers 31, Pittsburgh Steelers 28
Sunday, Jan. 9, 1983 - Three Rivers Stadium (Pittsburgh, Pa.)

The Chargers, fifth-seeded AFC team in Super Bowl Tournament, played opening round of playoffs on road for first time, facing AFC's fourth-seeded team, Pittsburgh. After falling behind 14-3 in first quarter, Chargers took 17-14 lead at halftime on 18-yard James Brooks touchdown run and 10-yard scoring pass from Dan Fouts to Eric Sievers. With 14:10 remaining in game, Fouts threw eight-yard touchdown strike on fourth down to Kellen Winslow to move San Diego within four points at 28-24. And with 3:59 left to play, San Diego mounted its game-winning drive and Fouts hit Winslow on screen pass that he carried 12 yards for touchdown and victory. Workhorse of Chargers' offense was Chuck Muncie, who gained 126 yards on 25 attempts. It was Muncie's third-straight 100 yard performance and second-straight against league's number one rated run defense. Fouts threw for 333 yards against Steelers, his fifth career 300-yard effort in playoffs.

Score by Quarters	Q1	Q2	Q3	Q4	Total
San Diego Chargers	3	14	0	14	31
Pittsburgh Steelers	14	0	7	7	28

Tm	Qtr	Time	Play Description (PAT & Drive)	SD	PIT
PIT	1	:12	Ruff recovers Brooks fumble of kickoff in end zone (Anderson kick)	0	7
SD	1	4:50	Benirschke 25 yd field goal (11-91, 4:21)	3	7
PIT	1	10:06	Bradshaw 1 yd run (Anderson kick) (9-71, 5:06)	3	14
SD	2	:06	Brooks 18 yd run (Benirschke kick) (11-80, 4:53)	10	14
SD	2	14:32	Sievers 10 yd pass from Fouts (Benirschke kick) (7-64, 1:18)	17	14
PIT	3	4:48	Cunningham 2 yd pass from Bradshaw (Anderson kick) (8-74, 4:40)	17	21
PIT	4	:50	Stallworth 9 yd pass from Bradshaw (Anderson kick) (10-86, 6:37)	17	28
SD	4	6:18	Winslow 8 yd pass from Fouts (Benirschke kick) (5-29, 2:19)	24	28
SD	4	14:00	Winslow 2 yd pass from Fouts (Benirschke kick) (8-64, 2:59)	31	28

Attendance — 53,546

Team Statistics	SD	PIT
TOTAL FIRST DOWNS	29	26
Rushing	6	6
Passing	19	19
Penalty	4	1
3RD DOWN EFF	9-14-64%	6-12-50%
TOTAL NET YARDS	479	422
Total Plays	71	62
Average / Play	6.7	6.8
NET YARDS RUSHING	146	97
Total Plays	29	23
Average / Play	5.0	4.2
NET YARDS PASSING	333	325
Sacked - Yards Lost	0-0	0-0
Gross Yards	333	325
ATT-COMP-INT	42-21-0	39-28-2
Avg. / Play	7.9	8.3
PUNTS No. and Avg.	1-48.0	2-32.5
Blocked	0	0
TOTAL RETURN YARDS	79	102
Punt Returns	0-0	1-12
Kickoff Returns	3-36	5-90
Interception Returns	2-43	0-0
PENALTIES No. and Yds	6-51	6-54
FUMBLES No. and Lost	3-2	1-0
TOUCHDOWNS	4	4
Rushing	1	1
Passing	3	2
Returns	0	1
EXTRA POINTS	4-4	4-4
FIELD GOALS	1-1	0-0
FINAL SCORE	31	28
TIME OF POSS	30:23	29:37

SAN DIEGO

Rushing	No	Yds	Avg	Lg	TD
Muncie	25	126	5.0	17	0
Brooks	5	20	6.7	18t	1
Cappelletti	1	0	0.0	0	0

Passing	A	C	Yds	S-L	TD	Lg	IN	Rt
Fouts	42	27	333	0-0	3	33	0	112.5

Receiving	No	Yds	Avg	Lg	TD
Chandler	9	124	13.8	33	0
Winslow	7	102	14.6	30	2
Joiner	5	68	13.6	16	0
Sievers	2	17	8.5	10t	1
Muncie	1	12	12.0	12	0
Fitzkee	1	8	8.0	8	0
Brooks	1	4	4.0	4	0
Cappelletti	1	-2	-2.0	-2	0

INT	No	Yds	Avg	Lg	TD
Laird	1	35	35.0	35	0
Allen	1	8	8.0	8	0

Punting	No	Yds	Avg	TB	I20	Lg
Buford	1	48	48.0	0	0	48

Punt Ret	No	Yds	Avg	FC	Lg	TD
Brooks	0	0	0.0	1	0	0

KO Ret	No	Yds	Avg	Lg	TD
Brooks	3	36	12.0	36	0

PITTSBURGH

Rushing	No	Yds	Avg	Lg	TD
Harris	10	35	3.5	7	0
Pollard	9	47	5.2	18	0
Hawthorne	2	3	1.5	2	0
Bradshaw	2	12	6.0	11	1

Passing	A	C	Yds	S-L	TD	Lg	IN	Rt
Bradshaw	39	28	325	0-0	2	40	2	92.4

Receiving	No	Yds	Avg	Lg	TD
Harris	11	71	6.5	17	0
Stallworth	8	116	14.5	22	1
Cunningham	5	55	11.0	16	1
Pollard	2	29	14.5	20	0
Smith	1	40	40.0	40	0
Swann	1	14	14.0	14	0

INT	No	Yds	Avg	Lg	TD
None					

Punting	No	Yds	Avg	TB	I20	Lg
Goodson	2	65	32.5	0	1	45

Punt Ret	No	Yds	Avg	FC	Lg	TD
Woods	1	12	12.0	0	12	0

KO Ret	No	Yds	Avg	Lg	TD
Abercrombie	4	72	18.0	24	0
Pollard	1	18	18.0	18	0

1982 AFC Second Round Playoffs
Miami Dolphins 34, San Diego Chargers 13
Sunday, Jan. 16, 1983 - Orange Bowl (Miami, Fla.)

San Diego and Miami met for second-straight year in playoffs with Dolphins turning outcome around, winning 34-13. Game matched San Diego, with league's top offense averaging 450.4 yards game, versus Miami and NFL's top defense, allowing 256.9 yards game. Miami took 24-0 lead in second quarter as San Diego did year before in first quarter. San Diego tightened score on 28-yard touchdown pass from Dan Fouts to Charlie Joiner and one-yard touchdown run by Chuck Muncie, but it wasn't enough as Dolphins marched on to victory.

Score by Quarters	Q1	Q2	Q3	Q4	Total
San Diego Chargers	0	13	0	0	13
Miami Dolphins	7	20	0	7	34

Tm	Qtr	Time	Play Description (PAT & Drive)	SD	MIA
MIA	1	6:52	Moore 3 yd pass from Woodley (Von Schamann kick) (5-26, 2:53)	0	7
MIA	2	1:28	Franklin 3 yd run (Von Schamann kick) (13-89, 5:56)	0	14
MIA	2	4:31	Lee 6 yd pass from Woodley (Von Schamann kick) (7-23, 2:53)	0	21
MIA	2	7:15	Von Schamann 24 yd field goal (7-30, 2:32)	0	24
SD	2	11:14	Joiner 28 yd pass from Fouts (kick failed) (3-28, 0:21)	6	24
MIA	2	13:55	Von Schamann 23 yd field goal (7-70, 2:44)	6	27
SD	2	14:38	Muncie 1 yd run (Benirschke kick) (5-76, 0:43)	13	27
MIA	4	:42	Woodley 7 yd run (Von Schamann kick) (8-62, 0:42)	13	34

Attendance — 71,383

Team Statistics	SD	MIA
TOTAL FIRST DOWNS	17	29
Rushing	5	15
Passing	9	11
Penalty	3	3
3RD DOWN EFF	4-11-37%	7-14-50%
TOTAL NET YARDS	241	413
Total Plays	54	80
Average / Play	4.5	5.2
NET YARDS RUSHING	73	214
Total Plays	17	56
Average / Play	4.3	3.8
NET YARDS PASSING	168	199
Sacked - Yards Lost	3-23	1-16
Gross Yards	191	215
ATT-COMP-INT	34-15-5	23-18-1
Avg. / Play	4.5	8.3
PUNTS No. and Avg.	4-41.3	3-40.3
Blocked	0	0
TOTAL RETURN YARDS	127	98
Punt Returns	3-16	2-4
Kickoff Returns	7-93	3-40
Interception Returns	1-18	5-54
PENALTIES No. and Yds	7-62	6-70
FUMBLES No. and Lost	3-2	2-1
TOUCHDOWNS	2	4
Rushing	1	2
Passing	1	2
Returns	0	0
EXTRA POINTS	1-2	4-4
FIELD GOALS	0-0	2-2
FINAL SCORE	13	34
TIME OF POSS	19:14	40:46

SAN DIEGO

Rushing	No	Yds	Avg	Lg	TD
Muncie	12	56	4.7	16	1
Brooks	3	9	3.0	5	0
Cappelletti	1	5	5.0	5	0
Fouts	1	3	3.0	3	0

Passing	A	C	Yds	S-L	TD	Lg	IN	Rt
Fouts	34	15	191	3-23	1	28	5	32.5

Receiving	No	Yds	Avg	Lg	TD
Muncie	6	53	8.8	18	0
Chandler	2	38	19.0	22	0
Brooks	2	25	12.5	14	0
Sievers	2	21	10.5	16	0
Joiner	1	28	28.0	28t	1
Winslow	1	18	18.0	18	0
Holohan	1	8	8.0	8	0

INT	No	Yds	Avg	Lg	TD
Fox	1	18	18.0	18	0

Punting	No	Yds	Avg	TB	I20	Lg
Buford	4	165	41.3	1	2	50

Punt Ret	No	Yds	Avg	FC	Lg	TD
Brooks	3	16	5.3	0	10	0

KO Ret	No	Yds	Avg	Lg	TD
Brooks	5	78	15.6	24	0
Sievers	1	15	15.0	15	0
Bauer	1	0	0.0	0	0

MIAMI

Rushing	No	Yds	Avg	Lg	TD
Franklin	23	96	4.2	11	1
Nathan	19	83	4.7	13	0
Bennett	7	14	2.0	12	0
Woodley	3	14	4.7	7t	1
Orosz	1	11	11.0	11	0
Vigorito	1	2	2.0	2	0
Jensen	2	-6	-3.0	-3	0

Passing	A	C	Yds	S-L	TD	Lg	IN	Rt
Woodley	22	17	195	1-16	2	53	1	114.8
Nathan	1	1	20	0-0	0	20	0	118.8

Receiving	No	Yds	Avg	Lg	TD
Nathan	8	55	6.9	10	0
Hardy	3	45	15.0	20	0
Cefalo	2	69	34.5	53	0
Vigorito	2	22	11.0	17	0
Harris	1	15	15.0	15	0
Lee	1	6	6.0	6t	1
Moore	1	3	3.0	3t	1

INT	No	Yds	Avg	Lg	TD
Small	1	16	16.0	16	0
G. Blackwood	2	19	19.0	19	0
McNeal	1	20	20.0	20	0
L. Blackwood	1	-1	-1.0	-1	0

Punting	No	Yds	Avg	TB	I20	Lg
Orosz	3	121	40.3	0	1	41

Punt Ret	No	Yds	Avg	FC	Lg	TD
Vigorito	2	4	2.0	0	6	0
Kozlowski	0	0	0.0	1	0	0

KO Ret	No	Yds	Avg	Lg	TD
Walker	2	28	14.0	17	0
Hill	1	12	12.0	12	0

1992 AFC Wild Card Playoffs
San Diego Chargers 17, Kansas City Chiefs 0
Saturday, Jan. 2, 1993 - Jack Murphy Stadium (San Diego, Calif.)

San Diego defeated Kansas City Chiefs, 17-0, in AFC Wild Card playoffs in San Diego's Jack Murphy Stadium. It marked first shutout in history of Wild Card games. It was also first shutout by Chargers over Kansas City and first time Chiefs were shut out in non-strike game since 1985. Two defensive powerhouses battled to scoreless first half. Chargers gained 130 total yards to Chiefs' 122 yards in half, but were sacked four times for 47 yards in losses. San Diego scored first when Marion Butts dashed up middle career-long 54 yards for touchdown. On Chiefs first play of their next possession, tipped pass by Blaise Winter was intercepted by Leslie O'Neal to set up field goal. Up 10-0 in fourth quarter, Chargers put together 11-play, 91-yard drive and culminated series with five-yard scoring plunge by Steve Hendrickson. Chargers gained 192 yards on ground, their second-most productive effort of season. Defense harassed Chiefs passing game causing two interceptions and sacking Dave Krieg seven times to tie season high. Burt Grossman had two-and-a-half sacks and O'Neal and Shawn Lee each had two.

Score by Quarters	Q1	Q2	Q3	Q4	Total
Kansas City Chiefs	0	0	0	0	0
San Diego Chargers	0	0	10	7	17

Tm	Qtr	Time	Play Description (PAT & Drive)	KC	SD
SD	3	5:53	Butts 54 yd run (Carney kick) (4-74, 1:57)	0	7
SD	3	3:33	Carney 34 yd field goal (4-9, 2:03)	0	10
SD	4	4:57	Hendrickson 5 yd run (Carney kick) (11-91, 5:32)	0	17

Attendance — 60,681

Team Statistics	KC	SD
TOTAL FIRST DOWNS	17	18
Rushing	5	8
Passing	10	7
Penalty	2	3
3RD DOWN EFF	4-14-29%	5-13-39%
TOTAL NET YARDS	251	342
Total Plays	60	63
Average / Play	4.2	5.4
NET YARDS RUSHING	61	192
Total Plays	19	35
Average / Play	3.2	5.5
NET YARDS PASSING	190	150
Sacked - Yards Lost	7-43	5-49
Gross Yards	233	199
ATT-COMP-INT	34-16-2	23-14-0
Avg. / Play	4.6	5.4
PUNTS No. and Avg.	8-45.0	6-44.2
Blocked	0	0
TOTAL RETURN YARDS	72	78
Punt Returns	2-5	4-35
Kickoff Returns	1-5	0-0
Interception Returns	0-0	2-43
PENALTIES No. and Yds	7-62	5-44
FUMBLES No. and Lost	2-1	2-1
TOUCHDOWNS	0	2
Rushing	0	2
Passing	0	0
Returns	0	0
EXTRA POINTS	0-0	2-2
FIELD GOALS	0-0	1-2
FINAL SCORE	0	17
TIME OF POSS	30:14	29:46

KANSAS CITY

Rushing	No	Yds	Avg	Lg	TD
Williams	12	35	2.9	8	0
McNair	3	18	6.0	6	0
Krieg	2	4	2.0	3	0
Word	2	4	2.0	3	0

Passing	A	C	Yds	S-L	TD	Lg	IN	Rt
Krieg	34	16	233	7-43	0	28	2	

Receiving	No	Yds	Avg	Lg	TD
Birden	4	78	19.5	24	0
McNair	4	35	8.8	13	0
Davis	3	30	10.0	13	0
Hargain	2	46	23.0	24	0
M. Smith	1	28	28.0	28	0
Williams	1	11	11.0	11	0
Cash	1	5	5.0	5	0

INT	No	Yds	Avg	Lg	TD
None					

Punting	No	Yds	Avg	TB	I20	Lg
Barker	8	360	45.0	0	4	54

Punt Ret	No	Yds	Avg	FC	Lg	TD
Carter	1	1	1.0	1	1	0
Mincy	1	4	4.0	1	4	0

KO Ret	No	Yds	Avg	Lg	TD
Carter	1	5	5.0	5	0

SAN DIEGO

Rushing	No	Yds	Avg	Lg	TD
Butts	15	119	7.9	54t	1
Bieniemy	13	38	2.9	6	0
Harmon	4	27	6.8	10	0
Hendrickson	1	5	5.0	5t	1
Bernstine	1	3	3.0	3	0
Humphries	1	0	0.0	0	0

Passing	A	C	Yds	S-L	TD	Lg	IN	Rt
Humphries	23	14	199	5-49	0	44	0	

Receiving	No	Yds	Avg	Lg	TD
Harmon	4	21	5.3	9	0
Walker	3	60	20.0	33	0
Miller	2	58	29.0	44	0
Butts	2	17	8.5	9	0
Lewis	1	39	39.0	39	0
Brennan	1	8	8.0	8	0
Bieniemy	1	-4	-4.0	-4	0

INT	No	Yds	Avg	Lg	TD
Carrington	1	40	40.0	40	0
O'Neal	1	3	3.0	3	0

Punting	No	Yds	Avg	TB	I20	Lg
Kidd	6	265	44.2	0	5	53

Punt Ret	No	Yds	Avg	FC	Lg	TD
Lewis	4	35	8.8	0	14	0
Byrd	0	0	0.0	3	0	0

KO Ret	No	Yds	Avg	Lg	TD
None					

1992 AFC Divisonal Playoffs
Miami Dolphins 31, San Diego Chargers 0
Sunday, Jan. 10, 1993 - Joe Robbie Stadium (Miami, Fla.)

The Chargers history-making season ended with 31-0 loss to Miami Dolphins in Joe Robbie Stadium. Intermittent downpours and soggy field slowed both teams early as each squad was forced to punt on their first four series. Second quarter proved disastrous for San Diego. Stan Humphries was intercepted three times with each leading to Dolphins touchdown and 21-0 halftime lead for Miami. San Diego also suffered fumbled snap on punt attempt in period. Chargers could not get on track in second half either, as Miami chalked up 10 more points and forced two more San Diego turnovers. Chargers' defense was on field most of game (37:08). Junior Seau recorded personal-best 19 tackles. Dolphins special teams put Chargers in poor field position on several occasions, including punts, which pinned San Diego's offense back on its own five, six, four and 15-yard lines.

Score by Quarters	Q1	Q2	Q3	Q4	Total
San Diego Chargers	0	0	0	0	0
Miami Dolphins	0	21	0	10	31

Tm	Qtr	Time	Play Description (PAT & Drive)	SD	MIA
MIA	2	6:30	Paige 1 yd pass from Marino (Stoyanovich kick) (9-48, 5:00)	0	7
MIA	2	1:46	Jackson 9 yd pass from Marino (Stoyanovich kick) (2-37, 0:13)	0	14
MIA	2	:27	Jackson 30 yd pass from Marino (Stoyanovich kick) (4-42, 0:27)	0	21
MIA	4	14:03	Stoyanovich 22 yd field goal (12-60, 7:00)	0	24
MIA	4	8:19	Craver 25 yd run (Stoyanovich kick) (6-53, 4:12)	0	31

Attendance — 72,625

Team Statistics	SD	MIA
TOTAL FIRST DOWNS	10	18
Rushing	3	9
Passing	7	9
Penalty	0	0
3RD DOWN EFF	3-15-20%	7-17-41%
TOTAL NET YARDS	202	324
Total Plays	62	69
Average / Play	3.3	4.7
NET YARDS RUSHING	70	157
Total Plays	16	40
Average / Play	4.4	3.9
NET YARDS PASSING	132	167
Sacked - Yards Lost	1-8	0-0
Gross Yards	140	167
ATT-COMP-INT	45-18-4	29-17-0
Avg. / Play	2.9	5.8
PUNTS No. and Avg.	7-46.3	8-41.0
Blocked	0	0
TOTAL RETURN YARDS	143	93
Punt Returns	1-7	5-45
Kickoff Returns	6-136	1-18
Interception Returns	0-0	4-30
PENALTIES No. and Yds	4-39	0-0
FUMBLES No. and Lost	3-1	3-1
TOUCHDOWNS	0	4
Rushing	0	1
Passing	0	3
Returns	0	0
EXTRA POINTS	0-0	4-4
FIELD GOALS	0-0	1-1
FINAL SCORE	0	31
TIME OF POSS	22:52	37:08

SAN DIEGO

Rushing	No	Yds	Avg	Lg	TD
Bieniemy	4	26	6.5	14	0
Butts	7	25	3.6	10	0
Humphries	1	10	10.0	10	0
Harmon	4	9	2.3	4	0

Passing	A	C	Yds	S-L	TD	Lg	IN	Rt
Humphries	44	18	140	1-8	0	18	4	11.6
Kidd	1	0	0	0-0	0	0	0	39.6

Receiving	No	Yds	Avg	Lg	TD
Harmon	9	73	8.1	18	0
Walker	3	33	11.0	14	0
Lewis	2	12	6.0	6	0
A. Miller	2	12	6.0	6	0
Jefferson	1	10	10.0	10	0
Butts	1	0	0.0	0	0

INT	No	Yds	Avg	Lg	TD
None					

Punting	No	Yds	Avg	TB	I20	Lg
Kidd	7	324	46.3	2	0	55

Punt Ret	No	Yds	Avg	FC	Lg	TD
Lewis	1	7	7.0	2	7	0

KO Ret	No	Yds	Avg	Lg	TD
Lewis	4	111	27.8	38	0
Bieniemy	1	14	14.0	14	0
Pupunu	1	11	11.0	11	0

MIAMI

Rushing	No	Yds	Avg	Lg	TD
Craver	8	72	9.0	25	1
Humphrey	23	71	3.1	15	0
Parmalee	5	18	3.6	6	0
Clayton	1	0	0.0	0	0
Mitchell	1	-1	-1.0	-1	0
Saxon	2	-3	-1.5	0	0

Passing	A	C	Yds	S-L	TD	Lg	IN	Rt
Marino	29	17	167	0-0	3	30	0	109.4

Receiving	No	Yds	Avg	Lg	TD
Paige	5	14	2.8	4	1
Jackson	4	53	13.3	30	2
Humphrey	4	30	7.5	20	0
Duper	3	57	19.0	28	0
Craver	1	13	13.0	13	0

INT	No	Yds	Avg	Lg	TD
Vincent	2	2	1.0	2	0
Oliver	1	21	21.0	21	0
Cox	1	7	7.0	7	0

Punting	No	Yds	Avg	TB	I20	Lg
Roby	8	328	41.0	1	4	51

Punt Ret	No	Yds	Avg	FC	Lg	TD
Miller	5	45	9.0	0	12	0

KO Ret	No	Yds	Avg	Lg	TD
Craver	1	18	18.0	18	0

1994 AFC Divisonal Playoffs
San Diego Chargers 22, Miami Dolphins 21
Sunday, Jan. 8, 1995 - Jack Murphy Stadium (San Diego, Calif.)

The Chargers advanced to AFC Championship Game with 22-21 victory over Miami Dolphins in front of San Diego-record home crowd of 63,381 fans. Win moved Chargers to AFC title round for only third time in team history and first time since 1982. Dan Marino threw three first-half touchdown passes and Dolphins led 21-6 at half. San Diego's offense came alive and dominated third quarter. Chargers took opening drive of second half and marched 15 plays to Dolphins' one-yard line before losing ball on downs. But on Miami's first play from scrimmage, Reuben Davis stopped Bernie Parmalee in end zone for safety to make score 21-8. San Diego took ensuing kick and Natrone Means finished 54-yard drive with 24-yard scoring run, breaking several tackles along way and Dolphin lead was trimmed to 21-15. Teams traded possessions through fourth quarter before Stan Humphries hit Mark Seay for what would prove to be game-winning touchdown. But before that could happen, Marino moved Dolphins to San Diego's 30-yard line with 35 seconds left and positioned Pete Stoyanovich for 48-yard field goal attempt, but kick sailed wide right. San Diego dominated game's time of possession, controlling ball 39:20 compared to Miami's 20:40. Another factor was San Diego's running game, which rolled up 202 of team's 466 total yards. Means rushed for personal best 139 yards and Humphries completed 20 of 26 attempts in second half.

Score by Quarters	Q1	Q2	Q3	Q4	Total
Miami Dolphins	7	14	0	0	21
San Diego Chargers	0	6	9	7	22

Tm	Qtr	Time	Play Description (PAT & Drive)	MIA	SD
MIA	1	2:24	Jackson 8 yd pass from Marino (Stoyanovich kick) (9-79, 3:55)	7	0
SD	2	10:36	Carney 20 yd field goal (15-72, 6:48)	7	3
MIA	2	7:21	Jackson 9 yd pass from Marino (Stoyanovich kick) (6-52, 3:15)	14	3
SD	2	2:47	Carney 21 yd field goal (9-70, 4:34)	14	6
MIA	2	:27	Williams 16 yd pass from Marino (Stoyanovich kick) (9-70, 2:20)	21	6
SD	3	6:54	Parmalee tackled by R. Davis for Safety	21	8
SD	3	2:42	Means 24 yd run (Carney kick) (8-54, 4:12)	21	15
SD	4	:35	Seay 8 yd pass from Humphries (Carney kick) (10-61, 2:41)	21	22

Attendance — 63,381

Team Statistics	MIA	SD
TOTAL FIRST DOWNS	17	28
Rushing	2	12
Passing	12	15
Penalty	3	1
3RD DOWN EFF	5-10-50%	9-17-53%
TOTAL NET YARDS	282	466
Total Plays	47	85
Average / Play	6.0	5.5
NET YARDS RUSHING	26	202
Total Plays	8	40
Average / Play	3.3	5.1
NET YARDS PASSING	256	264
Sacked - Yards Lost	1-6	2-12
Gross Yards	262	276
ATT-COMP-INT	38-24-0	43-28-2
Avg. / Play	6.6	5.9
PUNTS No. and Avg.	5-45.2	2-43.5
Blocked	0	0
TOTAL RETURN YARDS	140	102
Punt Returns	1-14	2-14
Kickoff Returns	5-112	5-88
Interception Returns	2-14	0-0
PENALTIES No. and Yds	7-47	5-67
FUMBLES No. and Lost	1-0	2-1
TOUCHDOWNS	3	2
Rushing	0	1
Passing	3	1
EXTRA POINTS	3-3	2-2
FIELD GOALS	0-1	2-2
FINAL SCORE	21	22
TIME OF POSS	20:40	39:20

MIAMI

Rushing	No	Yds	Avg	Lg	TD
Parmalee	7	16	2.3	13	0
Craver	1	10	10.0	10	0

Passing	A	C	Yds	S-L	TD	Lg	IN	Rt
Marino	38	24	262	1-6	3	31	0	109.8

Receiving	No	Yds	Avg	Lg	TD
Jackson	8	109	13.6	31	2
Fryar	5	70	14.0	24	0
McDuffie	5	46	9.2	13	0
Craver	2	8	4.0	5	0
Parmalee	2	8	4.0	5	0
Williams	1	16	16.0	16t	1
Saxon	1	5	5.0	5	0

INT	No	Yds	Avg	Lg	TD
Smith	1	14	14.0	14	0
Stewart	1	0	0.0	0	0

Punting	No	Yds	Avg	TB	I20	Lg
Kidd	5	226	45.2	2	2	59

Punt Ret	No	Yds	Avg	FC	Lg	TD
McDuffie	1	14	14.0	1	14	0

KO Ret	No	Yds	Avg	Lg	TD
McDuffie	3	87	29.0	42	0
Spikes	1	18	18.0	18	0
Williams	1	7	7.0	7	0

SAN DIEGO

Rushing	No	Yds	Avg	Lg	TD
Means	24	139	5.8	24t	1
Bieniemy	4	33	8.3	17	0
Culver	6	14	2.3	6	0
Harmon	3	12	4.0	6	0
Jefferson	1	3	3.0	3	0
Humphries	2	1	0.5	2	0

Passing	A	C	Yds	S-L	TD	Lg	IN	Rt
Humphries	43	28	276	2-12	1	18	2	71.5

Receiving	No	Yds	Avg	Lg	TD
Harmon	7	57	8.1	15	0
Seay	6	61	10.2	15	1
Martin	5	62	12.4	15	0
Jefferson	3	44	14.7	16	0
Means	3	16	5.3	6	0
Culver	2	23	11.5	18	0
Pupunu	2	13	6.5	13	0

INT	No	Yds	Avg	Lg	TD
None					

Punting	No	Yds	Avg	TB	I20	Lg
Wagner	2	87	43.5	0	1	51

Punt Ret	No	Yds	Avg	FC	Lg	TD
Coleman	1	14	14.0	0	14	0
Gordon	1	0	0.0	1	0	0

KO Ret	No	Yds	Avg	Lg	TD
Coleman	3	57	19.0	21	0
Harmon	1	18	18.0	18	0
Bieniemy	1	13	13.0	13	0

1994 AFC Championship Game
San Diego Chargers 17, Pittsburgh Steelers 13
Sunday, Jan. 15, 1995 - Three Rivers Stadium (Pittsburgh, Pa.)

The Chargers advanced to Super Bowl for first time in franchise history with stunning 17-13 upset victory over heavily-favored Pittsburgh Steelers in Three Rivers Stadium. San Diego started game slowly and Pittsburgh led Bolts 10-3 at end of first half, while outgaining San Diego in total yardage, 229 to 46. Steelers opened second half with field goal to extend lead to 13-3. Later in quarter, Stan Humphries connected with Al Pupunu on 43-yard touchdown strike to close gap to 13-10. Score remained as such until late in fourth quarter when Humphries threw another 43-yard touchdown pass, this one to Tony Martin, and Bolts claimed their first lead of game at 17-13. Pittsburgh took ensuing kickoff and drove to Chargers' nine-yard line with two minutes left in game, but San Diego's defense stopped Steelers on downs, including dramatic pass defensed on fourth down by linebacker Dennis Gibson that sealed victory and silenced Three Rivers crowd.

Score by Quarters	Q1	Q2	Q3	Q4	Total
San Diego Chargers	0	3	7	7	17
Pittsburgh Steelers	7	3	3	0	13

Tm	Qtr	Time	Play Description (PAT & Drive)	SD	PIT
PIT	1	7:28	Williams 16 yd pass from O'Donnell (Anderson kick) (13-67, 7:32)	0	7
SD	2	3:41	Carney 20 yd field goal (6-77, 3:11)	3	7
PIT	2	:09	Anderson 39 yd field goal (12-51, 3:32)	3	10
PIT	3	10:37	Anderson 23 yd field goal (9-50, 3:22)	3	13
SD	3	8:03	Pupunu 43 yd pass from Humphries (Carney kick) (5-64, 2:34)	10	13
SD	4	5:13	Martin 43 yd pass from Humphries (Carney kick) (8-80, 4:44)	17	13

Attendance — 61,545

Team Statistics	SD	PIT
TOTAL FIRST DOWNS	13	22
Rushing	4	4
Passing	8	17
Penalty	1	1
3RD DOWN EFF	3-11-27%	11-20-55%
TOTAL NET YARDS	226	415
Total Plays	47	80
Average / Play	4.8	5.2
NET YARDS RUSHING	66	66
Total Plays	24	26
Average / Play	2.8	2.5
NET YARDS PASSING	160	349
Sacked - Yards Lost	1-5	0-0
Gross Yards	165	349
ATT-COMP-INT	22-11-1	54-32-0
Avg. / Play	7.0	6.5
PUNTS No. and Avg.	5-38.4	5-44.4
Blocked	0	0
TOTAL RETURN YARDS	74	89
Punt Returns	2-2	2-10
Kickoff Returns	3-72	4-73
Interception Returns	0-0	1-6
PENALTIES No. and Yds	3-15	8-111
FUMBLES No. and Lost	0-0	3-1
TOUCHDOWNS	2	1
Rushing	0	0
Passing	2	1
Returns	0	0
EXTRA POINTS	2-2	1-1
FIELD GOALS	1-1	2-2
FINAL SCORE	17	13
TIME OF POSS	22:47	37:13

SAN DIEGO

Rushing	No	Yds	Avg	Lg	TD
Means	20	69	3.5	17	0
Humphries	4	-3	-.8	0	0

Passing	A	C	Yds	S-L	TD	Lg	IN	Rt
Humphries	22	11	165	1-5	2	43t	1	

Receiving	No	Yds	Avg	Lg	TD
Pupunu	4	76	19.0	43t	1
Means	2	19	9.5	15	0
Jefferson	2	16	8.0	11	0
Martin	1	43	43.0	43t	1
Mitchell	1	19	19.0	19	0
Harmon	1	-8	-8.0	-8	0

INT	No	Yds	Avg	Lg	TD
None					

Punting	No	Yds	Avg	TB	I20	Lg
Wagner	5	192	38.4	0	1	45

Punt Ret	No	Yds	Avg	FC	Lg	TD
Gordon	2	2	1.0	0	6	0

KO Ret	No	Yds	Avg	Lg	TD
Coleman	2	49	24.5	32	0
Harmon	1	23	23.0	23	0

PITTSBURGH

Rushing	No	Yds	Avg	Lg	TD
Foster	20	47	2.4	11	0
Williams	3	16	5.3	11	0
Morris	2	2	1.0	1	0
O'Donnell	1	1	1.0	1	0

Passing	A	C	Yds	S-L	TD	Lg	IN	Rt
O'Donnell	54	32	349	0-0	1	33	0	

Receiving	No	Yds	Avg	Lg	TD
Mills	8	106	13.3	19	0
Williams	7	45	6.4	16t	1
Hastings	5	55	11.0	18	0
Green	4	80	20.0	33	0
Thigpen	3	35	11.7	21	0
Foster	3	12	4.0	6	0
Hayes	1	16	16.0	16	0
Morris	1	0	0.0	0	0

INT	No	Yds	Avg	Lg	TD
Woodson	1	6	6.0	6	0

Punting	No	Yds	Avg	TB	I20	Lg
Royals	5	222	44.4	3	1	55

Punt Ret	No	Yds	Avg	FC	Lg	TD
Woodson	2	10	5.0	1	10	0
Johnson	0	0	0.0	1	0	0

KO Ret	No	Yds	Avg	Lg	TD
Johnson	4	73	18.3	24	0

Super Bowl XXIX
San Francisco 49ers 49, San Diego Chargers 26
Sunday, Jan. 29, 1995 - Joe Robbie Stadium (Miami, Fla.)

The Chargers were no match for high-powered San Francisco offense as 49ers scored early and often en route to handing San Diego 49-26 defeat. Steve Young passed for four first-half touchdowns as 49ers jumped out to 28-10 lead at halftime. barrage continued in second half and Young finished night with 325 yards and six touchdown passes. Chargers' offense was forced to play catch-up most of game, and as result, quarterback Stan Humphries passed 49 times, completing 24 for 275 yards with one touchdown, but two interceptions proved costly. Natrone Means became youngest player in Super Bowl history to score touchdown when 22-year-old dived over 49ers' defense for a one-yard scoring plunge in first quarter. Chargers rookie Andre Coleman tied Super Bowl record for longest kickoff return when he went 98 yards for touchdown in third quarter. Following kickoff return, Humphries passed to Mark Seay for first two-point conversion in Super Bowl history. Later, after 30-yard Humphries to Tony Martin touchdown pass late in fourth quarter, Humphries completed his second two-point conversion of game, this time to Alfred Pupunu. Linebackers Dennis Gibson and Junior Seau led Chargers with 11 tackles apiece, while Seau added sack. Raylee Johnson paced Chargers with two sacks.

Score by Quarters	Q1	Q2	Q3	Q4	Total
San Diego Chargers	7	3	8	8	26
San Francisco 49ers	14	14	14	7	49

Tm	Qtr	Time	Play Description (PAT & Drive)	SD	SF
SF	1	13:36	Rice 44 yd pass from Young (Brien kick) (3-59, 1:24)	0	7
SF	1	10:05	Watters 51 yd pass from Young (Brien kick) (4-79, 1:53)	0	14
SD	1	2:44	Means 1 yd run (Carney kick) (13-78, 7:21)	7	14
SF	2	13:02	Floyd 5 yd pass from Young (Brien kick) (10-70, 4:42)	7	21
SF	2	4:44	Watters 8 yd pass from Young (Brien kick) (9-49, 4:51)	7	28
SD	2	1:44	Carney 31 yd field goal (8-62, 3:00)	10	28
SF	3	9:35	Watters 9 yd run (Brien kick) (7-62, 3:45)	10	35
SF	3	3:18	Rice 15 yd pass from Young (Brien kick) (10-67, 4:07)	10	42
SD	3	3:01	Coleman 98 yd kickoff return (Seay pass from Humphries)	18	42
SF	4	13:49	Rice 7 yd pass from Young (Brien kick) (6-32, 1:19)	18	49
SD	4	2:25	Martin 30 yd pass from Humphries (Pupunu pass from Humphries) (8-67, 1:56)	26	49

Attendance — 74,107

Team Statistics	SD	SF		SD	SF
TOTAL FIRST DOWNS	20	28	PUNTS No. and Avg.	4-48.8	5-39.8
Rushing	5	10	Blocked	0	0
Passing	14	17	TOTAL RETURN YARDS	243	76
Penalty	1	1	Punt Returns	3-1	2-12
3RD DOWN EFF	6-16-38%	7-13-54%	Kickoff Returns	8-242	4-48
TOTAL NET YARDS	354	449	Interception Returns	0-0	3-16
Total Plays	76	73	PENALTIES No. and Yds	6-63	3-18
Average / Play	4.7	6.2	FUMBLES No. and Lost	1-0	2-0
NET YARDS RUSHING	67	133	TOUCHDOWNS	3	7
Total Plays	19	32	Rushing	1	1
Average / Play	3.5	4.2	Passing	1	6
NET YARDS PASSING	287	316	Returns	1	0
Sacked - Yards Lost	2-18	3-15	EXTRA POINTS	3-3	7-7
Gross Yards	305	331	FIELD GOALS	1-1	0-1
ATT-COMP-INT	55-27-3	38-25-0	FINAL SCORE	26	49
Avg. / Play	5.0	7.7	TIME OF POSS	28:29	31:31

SAN DIEGO

Rushing	No	Yds	Avg	Lg	TD
Means	13	33	2.5	11	1
Harmon	2	10	5.0	10	0
Jefferson	1	10	10.0	10	0
Gilbert	1	8	8.0	8	0
Bieniemy	1	3	3.0	3	0
Humphries	1	3	3.0	3	0

Passing	A	C	Yds	S-L	TD	Lg	IN	Rt
Humphries	49	24	275	2-18	1	33	2	56.1
Gilbert	6	3	30	0-0	0	20	1	25.0

Receiving	No	Yds	Avg	Lg	TD
Harmon	8	68	8.5	20	0
Seay	7	75	10.7	22	0
Pupunu	4	48	12.0	23	0
Martin	3	59	19.7	30t	1
Jefferson	2	15	7.5	9	0
Bieniemy	1	33	33.0	33	0
Means	1	4	4.0	4	0
Young	1	3	3.0	3	0

INT	No	Yds	Avg	Lg	TD
None					

Punting	No	Yds	Avg	TB	I20	Lg
Wagner	4	195	48.8	0	0	55

Punt Ret	No	Yds	Avg	FC	Lg	TD
Gordon	3	1	0.3	2	1	0

KO Ret	No	Yds	Avg	Lg	TD
Coleman	8	242	30.3	98t	1

SAN FRANCISCO

Rushing	No	Yds	Avg	Lg	TD
Young	5	49	9.8	21	0
Watters	15	47	3.1	13	1
Floyd	9	32	3.6	6	0
Rice	1	10	10.0	10	0
Carter	2	-5	-2.5	1	0

Passing	A	C	Yds	S-L	TD	Lg	IN	Rt
Young	36	24	325	3-15	6	51t	0	134.8
Musgrave	1	1	6	0-0	0	6	0	91.7
Grbac	1	0	0	0-0	0	0	0	39.6

Receiving	No	Yds	Avg	Lg	TD
Rice	10	149	14.9	44t	3
Taylor	4	43	10.8	16	0
Floyd	4	26	6.5	9	1
Watters	3	61	20.3	51t	2
Jones	2	41	20.5	33	0
Popson	1	6	6.0	6	0
McCaffrey	1	5	5.0	5	0

INT	No	Yds	Avg	Lg	TD
Sanders	1	15	15.0	15	0
Cook	1	1	1.0	1	0
Davis	1	0	0.0	0	0

Punting	No	Yds	Avg	TB	I20	Lg
Wilmsmeyer	5	199	39.8	0	2	46

Punt Ret	No	Yds	Avg	FC	Lg	TD
Carter	2	12	6.0	0	11	0

KO Ret	No	Yds	Avg	Lg	TD
Carter	4	48	12.0	18	0

1995 AFC Wild Card Playoffs
Indianapolis Colts 35, San Diego Chargers 20
Sunday, Dec. 31, 1995 - Jack Murphy Stadium (San Diego, Calif.)

The Colts came to San Diego for New Year's Eve showdown and knocked defending AFC Champions out of playoffs in Wild Card round with 35-20 win at Jack Murphy Stadium. Chargers outgained Indianapolis in total yardage, 429 to 333, but Colts chalked up 178 yards rushing, including 147 yards and two touchdowns by rookie running back Zack Crockett. Game was seesaw battle that included six lead changes, however Indianapolis scored two touchdowns in fourth quarter to seal win. Stan Humphries finished day with 292 yards passing and two touchdowns, but four interceptions proved costly in defeat.

Score by Quarters	Q1	Q2	Q3	Q4	Total
Indianapolis Colts	0	14	7	14	35
San Diego Chargers	3	7	7	3	20

Tm	Qtr	Time	Play Description (PAT & Drive)	IND	SD
SD	1	9:28	Carney 28 yd field goal (9-30, 3:25)	0	3
IND	2	14:03	Dilger 2 yd pass from Harbaugh (Blanchard kick) (8-27, 3:45)	7	3
SD	2	5:48	Pupunu 6 yd pass from Humphries (Carney kick) (18-68, 8:15)	7	10
IND	2	1:47	Crockett 33 yd run (Blanchard kick) (8-80, 4:01)	14	10
SD	3	4:20	Jefferson 11 yd pass from Humphries (Carney kick) (12-90, 6:50)	14	17
IND	3	:41	Dawkins 42 yd pass from Harbaugh (Blanchard kick) (7-81, 3:39)	21	17
SD	4	11:53	Carney 30 yd field goal (8-55, 3:48)	21	20
IND	4	11:28	Crockett 66 yd run (Blanchard kick) (1-66, 0:25)	28	20
IND	4	6:55	Harbaugh 3 yd run (Blanchard kick) (6-23, 3:31)	35	20

Attendance — 61,182

Team Statistics	IND	SD		IND	DN
TOTAL FIRST DOWNS	19	27	PUNTS No. and Avg.	5-37.4	2-54.5
Rushing	10	7	Blocked	0	0
Passing	9	20	TOTAL RETURN YARDS	243	133
Penalty	0	0	Punt Returns	2-52	0-0
3RD DOWN EFF	8-13-62%	10-17-59%	Kickoff Returns	5-110	6-133
TOTAL NET YARDS	333	429	Interception Returns	4-81	1-0
Total Plays	58	80	PENALTIES No. and Yds	4-30	4-24
Average / Play	5.7	5.4	FUMBLES No. and Lost	2-0	0-0
NET YARDS RUSHING	178	145	TOUCHDOWNS	5	2
Total Plays	29	32	Rushing	3	0
Average / Play	6.1	4.5	Passing	2	2
NET YARDS PASSING	155	284	Returns	0	0
Sacked - Yards Lost	2-20	1-8	EXTRA POINTS	5-5	2-2
Gross Yards	175	292	FIELD GOALS	0-0	2-2
ATT-COMP-INT	27-16-1	47-23-4	FINAL SCORE	35	20
Avg. / Play	5.3	5.9	TIME OF POSS	28:51	31:09
KICKOFFS-In EZ-TB	6-1-0	5-3-0			

INDIANAPOLIS

Rushing	No	Yds	Avg	Lg	TD
Crockett	13	147	11.3	66t	2
Faulk	1	16	16.0	16	0
Harbaugh	5	10	2.0	7	1
Warren	10	5	0.5	4	0

Passing	A	C	Yds	S-L	TD	Lg	IN	Rt
Harbaugh	27	16	175	2-20	2	42t	1	87.7

Receiving	No	Yds	Avg	Lg	TD
Turner	5	64	12.8	21	0
Warren	4	45	11.3	17	0
Dawkins	2	49	24.5	42t	1
Crockett	2	10	5.0	6	0
Dilger	2	9	4.5	7	1
Humphrey	1	-2	-2.0	-2	0

INT	No	Yds	Avg	Lg	TD
Belser	2	68	34.0	36	0
Grant	1	13	13.0	13	0
McElroy	1	0	0.0	0	0

Punting	No	Yds	Avg	TB	I20	Lg
Gardocki	5	187	37.4	1	2	39

Punt Ret	No	Yds	Avg	FC	Lg	TD
Buchanan	2	52	26.0	0	46	0

KO Ret	No	Yds	Avg	Lg	TD
Bailey	2	44	22.0	25	0
Warren	2	38	19.0	22	0
Humphrey	1	28	28.0	28	0

SAN DIEGO

Rushing	No	Yds	Avg	Lg	TD
Hayden	18	80	4.4	15	0
Humphries	4	32	8.0	17	0
Fletcher	3	23	7.7	20	0
Means	6	11	1.8	5	0
Harmon	1	-1	-1.0	-1	0

Passing	A	C	Yds	S-L	TD	Lg	IN	Rt
Humphries	47	23	292	1-8	2	26	4	47.5

Receiving	No	Yds	Avg	Lg	TD
Harmon	10	133	13.3	24	0
Martin	3	39	13.0	18	0
Jefferson	3	33	11.0	12	1
Pupunu	3	26	13.0	13	1
Fletcher	2	42	21.0	26	0
Seay	2	19	9.5	11	0

INT	No	Yds	Avg	Lg	TD
Seau	1	0	0.0	0	0

Punting	No	Yds	Avg	TB	I20	Lg
Bennett	2	109	54.5	0	0	65

Punt Ret	No	Yds	Avg	FC	Lg	TD
Coleman	0	0	0.0	2	0	0

KO Ret	No	Yds	Avg	Lg	TD
Coleman	6	133	22.2	28	0

2004 AFC Wild Card Playoffs
New York Jets 20, San Diego Chargers 17 (OT)
Saturday, Jan. 8, 2005 – Qualcomm Stadium (San Diego, Calif.)

The Chargers' 2004 postseason came to early end as in 20-17 overtime loss to New York Jets in Wild Card Playoff Game at Qualcomm Stadium. Sellout crowd of 67,536 braved elements as Drew Brees led furious fourth quarter comeback during which Chargers outscored New York 10-0 to send game into overtime. Given new life by roughing-the-passer penalty on what appeared to be San Diego's last play of game, Brees found Antonio Gates in end zone for one-yard touchdown pass with 11 seconds left to send game to extra period. It was only second overtime playoff game in team history. Both teams traded possessions in extra period before Nate Kaeding's game-winning attempt from 40 yards sailed wide right, opening door for New York to drive down and kick game winner with five seconds left in overtime. Keenan McCardell scored game's first touchdown on 26-yard catch. He was initially ruled out of bounds, but San Diego challenged call and ruling was reversed. It was McCardell's sixth-career touchdown catch in postseason. Brees opened game by completing his first eight passes and on McCardell touchdown drive, he was 5 of 5 for 61 yards and touchdown. He finished night 31 of 42 (.738), setting team playoff record for completion percentage.

Score by Quarters	Q1	Q2	Q3	Q4	OT	Total
New York Jets	0	7	10	0	3	20
San Diego Chargers	0	7	0	10	0	17

Tm	Qtr	Time	Play Description (PAT & Drive)	NYJ	SD
SD	2	9:26	McCardell 26 yd pass from Brees (Kaeding kick) (13-88, 8:25)	0	7
NYJ	2	2:54	Becht 13 yd pass from Pennington (Brien kick) (5-37, 2:19)	7	7
NYJ	3	10:29	Moss 47 yd pass from Pennington (Brien kick) (5-75, 2:31)	14	7
NYJ	3	1:23	Brien 42 yd field goal (8-42, 5:31)	17	7
SD	4	10:43	Kaeding 35 yd field goal (12-54, 5:40)	17	10
SD	4	0:11	Gates 1 yd pass from Brees (Kaeding kick) (10-80, 4:35)	17	17
NYJ	5	0:05	Brien 28 yd field goal (8-60, 4:14)	20	17

Attendance — 67,536

Team Statistics	NYJ	SD		NYJ	SD
TOTAL FIRST DOWNS	20	24	PUNTS - No.-Avg	5-39.8	5-36.4
Rushing	3	11	Blocked	0	0
Passing	14	11	Net Punting Avg.	33.6	36.4
Penalty	3	2	TOTAL RETURN YARDS	88	96
3RD DOWN EF	5-13-38%	6-15-40%	Punt Returns	0-0	2-11
4TH DOWN EFF	0-0-0%	0-0-0%	Kickoff Returns	3-66	5-85
TOTAL NET YARDS	396	408	Interception Returns	1-22	0-0
Total Plays	63	77	PENALTIES No. and Yds	8-49	9-75
Average / Play	6.3	5.3	FUMBLES No. and Lost	0-0	1-0
NET YARDS RUSHING	126	100	TOUCHDOWNS	2	2
Attempts	28	33	Rushing	0	0
Average / Play	4.5	3.0	Passing	2	2
TFLs - Yards Lost	0-0	3-5	EXTRA POINTS	2-2	2-2
NET YARDS PASSING	270	308	FIELD GOALS	2-3	1-2
Sacked - Yards Lost	2-9	2-11	RED ZONE EFF	1-3-33%	1-2-50%
Gross Yards	279	319	GOAL TO GO EFF	0-0-0%	1-1-100%
ATT-COMP-INT	33-23-0	42-31-1	SAFETIES	0	0
Avg. / Play	7.7	7.0	FINAL SCORE	20	17
KICKOFFS-In EZ-TB	5-0-0	4-1-1	TIME OF POSS	35:39	39:16

NEW YORK JETS

Rushing	No	Yds	Avg	Lg	TD
Martin	18	66	3.7	12	0
Jordan	7	50	7.1	19	0
Pennington	3	10	3.3	6	0

Passing	A	C	Yds	S-L	TD	Lg	IN	Rt
Pennington	33	23	279	2-9	2	47t	0	115.6

Receiving	No	Yds	Avg	Lg	TD
McCareins	8	87	10.9	21	0
Moss	4	100	25.0	47t	1
Martin	4	47	11.8	23	0
Jordan	3	18	6.0	13	0
Baker	2	7	3.5	4	0
Becht	1	13	13.0	13t	1
Carter	1	7	7.0	7	0

INT	No	Yds	Avg	Lg	TD
Tongue	1	22	22.0	22	0

Punting	No	Yds	Avg	Net	TB	I20	Lg
Gowin	5	199	39.8	33.6	1	2	47

Punt Ret	No	Yds	Avg	FC	Lg	TD
Moss	0	0	0.0	3	0	0

KO Ret	No	Yds	Avg	Lg	TD
Cotchery	3	66	22.0	25	0

SAN DIEGO

Rushing	No	Yds	Avg	Lg	TD
Tomlinson	26	80	3.1	12	0
Brees	5	17	3.4	7	0
Neal	1	3	3.0	3	0
Parker	1	0	0.0	0	0

Passing	A	C	Yds	S-L	TD	Lg	IN	Rt
Brees	42	31	319	2-11	2	44	1	101.2

Receiving	No	Yds	Avg	Lg	TD
Parker	9	93	10.3	16	0
Tomlinson	9	53	5.9	10	0
Gates	6	89	14.8	44	1
McCardell	4	50	12.5	26t	1
Peelle	3	34	11.3	20	0

INT	No	Yds	Avg	Lg	TD
None					

Punting	No	Yds	Avg	Net	TB	I20	Lg
Scifres	5	182	36.4	36.4	0	1	42

Punt Ret	No	Yds	Avg	FC	Lg	TD
Parker	2	11	5.5	2	14	0

KO Ret	No	Yds	Avg	Lg	TD
Dwight	5	85	17.0	25	0

2006 AFC Divisional Playoffs
New England Patriots 24, San Diego Chargers 21
Sunday, Jan. 14, 2007 – Qualcomm Stadium (San Diego, Calif.)

The Chargers' record-breaking season came to end in heartbreaking fashion when New England Patriots overcame eight point deficit in fourth quarter to defeat Chargers, 24-21, in AFC Divisional Playoff game before record crowd of 68,810 in San Diego. After sluggish start by both teams, San Diego took 14-3 lead in second quarter on touchdown runs by LaDainian Tomlinson and Michael Turner, but Bolts defense gave up late score and Patriots trailed only 14-10 at half. New England added field goal in third quarter to climb within point, but Chargers drove 83 yards in nine plays early in fourth and took 21-13 lead when Tomlinson scored from three yards out. Game appeared to be all but over when Marlon McCree intercepted Tom Brady on following drive, but Patriots' Troy Brown stripped McCree during runback and Patriots recovered. Five plays later, Reche Caldwell caught four-yard touchdown pass and Pats tied it up on successful two-point conversion. Chargers got ball back with chance to reclaim lead but instead went three-and-out and New England took 24-21 lead on 31-yard field goal with 1:10 left in quarter. Chargers rallied one last time, but Nate Kaeding's 54-yard field goal attempt with just few seconds left came up short and Patriots escaped with win.

Score by Quarters	Q1	Q2	Q3	Q4	Total
New England Patriots	3	7	3	11	24
San Diego Chargers	0	14	0	7	21

Tm	Qtr	Time	Play Description (PAT & Drive)	NE	SD
NE	1	0:40	Gostkowski 50 yd Field Goal (9-33, 4:35)	3	0
SD	2	7:19	Tomlinson 2 yd run (Kaeding kick) (9-48, 4:31)	3	7
SD	2	2:04	Turner 6 yd run (Kaeding kick) (4-77, 2:23)	3	14
NE	2	0:08	Gaffney 6 yd pass from Brady (Gostkowski kick) (11-72, 1:56)	10	14
NE	3	2:11	Gostkowski 34 yd Field Goal (7-15, 3:09)	13	14
SD	4	8:35	Tomlinson 3 yd run (Kaeding kick) (9-83, 4:44)	13	21
NE	4	4:36	Caldwell 4 yd pass from Brady (Faulk run) (5-32, 1:40)	21	21
NE	4	1:10	Gostkowski 31 yd Field Goal (8-72, 2:20)	24	21

Attendance — 68,810

Team Statistics	NE	SD		NE	SD
TOTAL FIRST DOWNS	18	21	FGs - PATs Blocked	0-0	0-0
Rushing	3	12	Net Punting Avg.	39.3	36.6
Passing	12	9	TOTAL RETURN YARDS	70	152
Penalty	3	0	Punt Returns	1-0	5-34
3RD DOWN EFF	4-17-24%	5-14-36%	Kickoff Returns	4-70	5-91
4TH DOWN EFF	0-1-0%	1-2-50%	Interception Returns	1-0	3-27
TOTAL NET YARDS	327	352	PENALTIES No. and Yds	4-45	6-64
Total Plays	74	68	FUMBLES No. and Lost	2-0	3-3
Average / Play	4.4	5.2	TOUCHDOWNS	2	3
NET YARDS RUSHING	51	148	Rushing	0	3
Total Plays	21	33	Passing	2	0
Average / Play	2.4	4.5	EXTRA POINTS	2-2	3-3
TFLs - Yards Lost	3-7	1-7	Kicking	1-1	3-3
NET YARDS PASSING	276	204	Rushing	1-1	0-0
Sacked - Yards Lost	2-4	3-26	FIELD GOALS	3-3	0-1
Gross Yards	280	230	RED ZONE EFF	2-4-50%	3-3-100%
ATT-COMP-INT	51-27-3	32-14-1	GOAL TO GO EFF	1-1-100%	2-2-100%
Avg. / Play	5.2	5.8	SAFETIES	0	0
KICKOFFS-In EZ-TB	6-0-0	4-0-0	FINAL SCORE	24	21
PUNTS No. and Avg	7-44.1	7-36.6	TIME OF POSS	29:06	30:54
Blocked	0	0			

NEW ENGLAND

Rushing	No	Yds	Avg	Lg	TD
Faulk	6	25	4.2	7	0
Dillon	8	18	2.3	5	0
Maroney	5	5	1.0	5	0
Brady	2	3	1.5	4	0

Passing	A	C	Yds	S-L	TD	Lg	IN	Rt
Brady	51	27	280	2-4	2	49	3	57.6

Receiving	No	Yds	Avg	Lg	TD
Gaffney	10	103	10.3	17	1
Caldwell	7	80	11.4	49	1
Brown	5	39	7.8	12	0
Graham	2	38	19.0	19	0
Faulk	2	11	5.5	6	0
Watson	1	9	9.0	9	0

INT	No	Yds	Avg	Lg	TD
Colvin	1	0	0.0	0	0

Punting	No	Yds	Avg	Net	TB	I20	Lg
Sauerbrun	7	309	44.1	39.3	0	1	56

Punt Ret	No	Yds	Avg	FC	Lg	TD
Faulk	1	0	0.0	1	0	0
Brown	0	0	0.0	2	0	0

KO Ret	No	Yds	Avg	Lg	TD
Maroney	2	37	18.5	25	0
Hobbs	2	33	16.5	18	0

SAN DIEGO

Rushing	No	Yds	Avg	Lg	TD
Tomlinson	23	123	5.3	15	2
Turner	3	24	8.0	17	1
Neal	3	5	1.7	3	0
Rivers	3	3	1.0	2	0
Parker	1	-7	-7.0	-7	0

Passing	A	C	Yds	S-L	TD	Lg	IN	Rt
Rivers	32	14	230	3-26	0	58	1	55.5

Receiving	No	Yds	Avg	Lg	TD
Gates	6	61	10.2	19	0
Tomlinson	2	64	32.0	58	0
Jackson	2	43	21.5	31	0
Parker	2	42	21.0	21	0
Neal	2	20	10.0	11	0

INT	No	Yds	Avg	Lg	TD
Florence	1	17	17.0	17	0
Edwards	1	9	9.0	9	0
McCree	1	1	1.0	1	0

Punting	No	Yds	Avg	Net	TB	I20	Lg
Scifres	7	256	36.6	36.6	0	5	51

Punt Ret	No	Yds	Avg	FC	Lg	TD
Parker	5	34	6.8	2	13	0

KO Ret	No	Yds	Avg	Lg	TD
Turner	3	75	25.0	32	0
Cromartie	1	15	15.0	15	0
McKinney	1	1	1.0	1	0

2007 AFC Wild Card Playoffs
San Diego Chargers 17, Tennessee Titans 6
Sunday, Jan. 6, 2008 - Qualcomm Stadium (San Diego, Calif.)

The Chargers won their first playoff game since 1995 on cool day with intermittent rain showers before capacity crowd at Qualcomm Stadium. Bolts overcame slow start and 6-0 deficit at half to rally and outscore Titans 17-0 in third and fourth quarters to win game, 17-6. Chris Chambers and Vincent Jackson became first pair of Chargers to each record more than 100 yards receiving in playoff game since 1983 as Chambers went for 121, while Jackson tallied career-high 114, including touchdown catch that proved to be eventual game winner. Nate Kaeding field goal to open third quarter made score 6-3 and after defensive stop, Philip Rivers tossed 25-yard TD pass to Jackson for 10-6 lead. Tennessee drove deep into San Diego territory on their next drive, but Rob Bironas pushed 38-yard field goal wide to left and Chargers made them pay. Rivers engineered 12-play, 72-yard drive and LaDainian Tomlinson scored from one yard out on fourth-and-one play to put game away. Chambers 39-yard catch on 3rd-and-10 play set up score. Late in game Tennessee was stymied in its comeback effort by three-and-out and Drayton Florence interception. Titans finished their year 10-7, while Chargers advanced to face Indianapolis in AFC Divisional Playoff round.

Score by Quarters	Q1	Q2	Q3	Q4	Total
Tennessee Titans	3	3	0	0	6
San Diego Chargers	0	0	10	7	17

Tm	Qtr	Time	Play Description (PAT & Drive)	TEN	SD
TEN	1	9:37	Bironas 30 yd Field Goal (13-61, 5:23)	3	0
TEN	2	0:00	Bironas 44 yd Field Goal (11-39, 3:06)	6	0
SD	3	9:41	Kaeding 20 yd Field Goal (12-86, 5:19)	6	3
SD	3	2:35	Jackson 25 yd pass from Rivers (Kaeding kick) (7-78, 3:54)	6	10
SD	4	8:45	Tomlinson 1 yd run (Kaeding kick) (12-72, 5:18)	6	17

Attendance — 65,640

Team Statistics	TEN	SD		TEN	SD
TOTAL FIRST DOWNS	15	17	Blocked	0	0
Rushing	6	5	FGs - PATs Blocked	0-0	0-0
Passing	9	11	Net Punting Avg.	37.2	37.0
Penalty	0	1	TOTAL RETURN YARDAGE	86	62
3RD DOWN EFF	9-16-56%	8-15-53%	Punt Returns	2-15	2-12
4TH DOWN EFF	0-0-0%	1-1-100%	Kickoff Returns	4-71	2-40
TOTAL NET YARDS	248	350	Interception Returns	1-0	1-10
Total Plays	62	63	PENALTIES No. and Yds	6-38	5-53
Average / Play	4.0	5.6	FUMBLES No. and Lost	1-1	1-0
NET YARDS RUSHING	119	68	TOUCHDOWNS	0	2
Total Plays	30	32	Rushing	0	1
Average / Play	4.0	2.1	Passing	0	1
TFLs - Yards Lost	1-3	5-9	EXTRA POINTS	0-0	2-2
NET YARDS PASSING	129	282	Kicking	0-0	2-2
Sacked - Yards Lost	3-9	1-10	FIELD GOALS	2-3	1-2
Gross Yards	138	292	RED ZONE EFF	0-3-0%	1-2-50%
ATT-COMP-INT	29-16-1	30-19-1	GOAL TO GO EFF	0-0-0%	1-1-100%
Avg. / Play	4.0	9.1	SAFETIES	0	0
KICKOFFS-In EZ-TB	2-0-0	4-0-0	FINAL SCORE	6	17
PUNTS No. and Avg	5-39.6	4-40.8	TIME OF POSS	27:41	32:19

TENNESSEE

Rushing	No	Yds	Avg	Lg	TD
White	19	69	3.6	13	0
Hall	3	14	4.7	11	0
Brown	4	13	3.3	5	0
Young	2	12	6.0	9	0
Davis	1	11	11.0	11	0
Henry	1	0	0.0	0	0

Passing	A	C	Yds	S-L	TD	Lg	IN	Rt
Young	29	16	138	3-9	0	26	1	53.5

Receiving	No	Yds	Avg	Lg	TD
Troupe	3	44	14.7	26	0
Moulds	3	18	6.0	10	0
Hartsock	3	16	5.3	6	0
Ealy	2	17	8.5	9	0
Davis	2	11	5.5	7	0
Gage	1	19	19.0	19	0
Hall	1	16	16.0	16	0
White	1	-3	-3.0	-3	0

INT	No	Yds	Avg	Lg	TD
Finnegan	1	0	0.0	0	0

Punting	No	Yds	Avg	Net	TB	I20	Lg
Hentrich	5	198	39.6	37.2	0	0	43

Punt Ret	No	Yds	Avg	FC	Lg	TD
Davis	2	15	7.5	1	8	0

KO Ret	No	Yds	Avg	Lg	TD
Henry	4	71	17.8	21	0

SAN DIEGO

Rushing	No	Yds	Avg	Lg	TD
Tomlinson	21	42	2.0	12	1
Turner	9	28	3.1	11	0
Rivers	2	-2	-1.0	-1	0

Passing	A	C	Yds	S-L	TD	Lg	IN	Rt
Rivers	30	19	292	1-10	1	39	1	92.6

Receiving	No	Yds	Avg	Lg	TD
Chambers	6	121	20.2	39	0
Jackson	5	114	22.8	34	1
Tomlinson	3	19	6.3	9	0
Manumaleuna	2	18	9.0	9	0
Gates	2	15	7.5	16	0
Davis	1	5	5.0	5	0

INT	No	Yds	Avg	Lg	TD
Florence	1	10	10.0	10	0

Punting	No	Yds	Avg	Net	TB	I20	Lg
Scifres	4	163	40.8	37.0	0	2	54

Punt Ret	No	Yds	Avg	FC	Lg	TD
Sproles	2	12	6.0	2	10	0

KO Ret	No	Yds	Avg	Lg	TD
Sproles	2	40	20.0	22	0

2007 AFC Divisional Playoffs
San Diego Chargers 28, Indianapolis Colts 24
Sunday, Jan. 13, 2008 - RCA Dome (Indianapolis, Ind.)

The Chargers advanced to AFC Championship game in New England with 28-24 win in final-ever game at RCA Dome. Contest included multiple lead changes that were sparked by handful of reserves who were forced into action after key starters were sidelined with injuries. Down 7-0, Philip Rivers threw interception and Colts drove to Chargers' 17-yard line, but Antonio Cromartie forced fumble by Marvin Harrison to end threat. Chargers capitalized, tying game on touchdown pass from Rivers to Vincent Jackson. Late in second quarter, Cromartie snagged his second takeaway when slightly overthrown Peyton Manning pass went off Reggie Wayne's fingertips. Cromartie returned interception 89 yards for what appeared to be go-ahead score, but holding call during return brought play back to midfield and teams went to locker room with Indy up 10-7. Chargers scored on their opening possession of second half and took their first lead at 14-10. Indianapolis then drove to Chargers' four, but rookie safety Eric Weddle intercepted pass intended for Kenton Keith. On last play of third quarter, Rivers tossed his third touchdown pass of day, short screen that Darren Sproles took 56 yards to house, but euphoria of 21-17 lead was temporarily dampened as Rivers left game with sprained right knee suffered on play. With Rivers out, LaDainian Tomlinson also battling sore knee and Colts retaking lead 24-21, backups Billy Volek and Michael Turner were called on to carry load. And they delivered with Volek giving Chargers lead one final time on one-yard quarterback sneak with 4:54 remaining. Colts had two late tries to reclaim lead, but Bolts defense buckled down with two stops on downs, including one at Chargers' seven yard line and another that started far down field thanks to 66-yard punt by Mike Scifres as Chargers held on for victory.

Score by Quarters	Q1	Q2	Q3	Q4	Total
San Diego Chargers	0	7	14	7	28
Indianapolis Colts	7	3	7	7	24

Tm	Qtr	Time	Play Description (PAT & Drive)	SD	IND
IND	1	9:13	Clark 25 yd pass from Manning (Vinatieri kick) (9-76, 5:47)	0	7
SD	2	8:38	Jackson 14 yd pass from Rivers (Kaeding kick) (10-78, 7:16)	7	7
IND	2	5:10	Vinatieri 46 yd Field Goal (8-44, 3:28)	7	10
SD	3	11:33	Chambers 30 yd pass from Rivers (Kaeding kick) (6-83, 3:27)	14	10
IND	3	2:53	Wayne 9 yd pass from Manning (Vinatieri kick) (5-50, 3:02)	14	17
SD	3	0:00	Sproles 56 yd pass from Rivers (Kaeding kick) (5-74, 2:53)	21	17
IND	4	10:07	Gonzalez 55 yd pass from Manning (Vinatieri kick) (3-56, 0:43)	21	24
SD	4	4:50	Volek 1 yd run (Kaeding kick) (8-78, 5:17)	28	24

Attendance — 56,950

Team Statistics	SD	IND		SD	IND
TOTAL FIRST DOWNS	29	20	Blocked	0	0
Rushing	4	4	FGs - PATs Blocked	0-0	0-0
Passing	21	14	Net Punting Avg.	29.0	43.7
Penalty	4	2	TOTAL RETURN YARDS	47	30
3RD DOWN EFF	3-11-27%	6-10-60%	Punt Returns	3-46	0-0
4TH DOWN EFF	2-4-50%	0-0-0%	Kickoff Returns	5-129	4-103
TOTAL NET YARDS	446	411	Interception Returns	1-1	2-30
Total Plays	66	53	PENALTIES No. and Yds	5-54	10-79
Average / Play	6.8	7.8	FUMBLES No. and Lost	1-1	1-0
NET YARDS RUSHING	44	99	TOUCHDOWNS	3	4
Total Plays	18	30	Rushing	0	1
Average / Play	2.4	3.3	Passing	3	3
TFLs - Yards Lost	3-9	0-0	EXTRA POINTS	3-3	4-4
NET YARDS PASSING	402	312	Kicking	3-3	4-4
Sacked - Yards Lost	0-0	0-0	FIELD GOALS	1-1	0-1
Gross yards passing	402	312	RED ZONE EFF	1-3-33%	2-2-100%
ATT-COMP-INT	48-33-2	23-17-1	GOAL TO GO EFF	1-2-50%	1-1-100%
Avg. / Play	8.4	13.6	SAFETIES	0	0
KICKOFFS-In EZ-TB	5-5-1	5-2-0	FINAL SCORE	24	28
PUNTS No. and Avg	1-49.0	3-59.0	TIME OF POSS	30:21	29:39

SAN DIEGO

Rushing	No	Yds	Avg	Lg	TD
Turner	17	71	4.2	19	0
Tomlinson	7	28	4.0	8	0
Sproles	1	1	1.0	1	0
Rivers	2	0	0.0	1	0
Volek	3	-1	0.3	1t	1

Passing	A	C	Yds	S-L	TD	Lg	IN	Rt
Rivers	19	14	264	0-0	3	56t	1	133.2
Volek	4	3	48	0-0	0	27	0	114.6

Receiving	No	Yds	Avg	Lg	TD
Jackson	7	93	13.3	21	1
Chambers	3	67	22.3	30t	1
Gates	2	28	14.0	23	0
Sproles	1	56	56.0	56t	1
Naanee	1	27	27.0	27	0
Tomlinson	1	20	20.0	20	0
Davis	1	18	18.0	18	0
Manumaleuna	1	3	3.0	3	0

INT	No	Yds	Avg	Lg	TD
Cromartie	1	30	30.0	30	0
Weddle	1	0	0.0	0	0

Punting	No	Yds	Avg	Net	TB	I20	Lg
Scifres	3	177	59.0	43.7	0	0	66

KO Ret	No	Yds	Avg	Lg	TD
Sproles	4	99	24.8	30	0
Cromartie	0	4	0.0	4	0

INDIANAPOLIS

Rushing	No	Yds	Avg	Lg	TD
Addai	13	43	3.3	10	0
Keith	4	7	1.8	5	0
Manning	1	-6	-6.0	-6	0

Passing	A	C	Yds	S-L	TD	Lg	IN	Rt
Manning	48	33	402	0-0	3	55t	2	97.7

Receiving	No	Yds	Avg	Lg	TD
Addai	9	67	7.4	22	0
Wayne	7	76	10.9	21	1
Clark	6	95	15.8	25t	1
Gonzalez	4	79	19.8	55t	1
Harrison	2	27	13.5	17	0
Keith	2	23	11.5	18	0
Utecht	1	20	20.0	20	0
Aromashodu	1	13	13.0	13	0
Fletcher	1	2	2.0	2	0

INT	No	Yds	Avg	Lg	TD
Hayden	1	1	1.0	1	0

Punting	No	Yds	Avg	Net	TB	I20	Lg
Smith	1	49	49.0	29.0	1	0	49

Punt Ret	No	Yds	Avg	FC	Lg	TD
Rushing	3	46	15.3	0	22	0

KO Ret	No	Yds	Avg	Lg	TD
Rushing	5	129	25.8	37	0

2007 AFC Championship Game
New England Patriots 21, San Diego Chargers 12
Sunday, Jan. 20, 2008 - Gillette Stadium (Foxborough, Mass.)

Despite playing with torn ACL in his right knee, Philip Rivers started and played entire game. Contest was played in subfreezing weather with kickoff temperature of 23 degrees and wind-chill factor of nine degrees. Chargers were doomed by their inability to score touchdowns inside red zone, instead settling for four Nate Kaeding field goals. NFL rushing champion LaDainian Tomlinson, who was suffering from strained MCL in his left knee, tried to go, but was unable to complete game. Chargers struck first following Tom Brady interception. Chargers were also hurt by turnovers as second-quarter interception thrown by Rivers resulted in TD and 14-6 lead for Pats. Chargers made another run at Patriots in third quarter, intercepting Brady on opening drive. It would lead to one of game's most critical plays. After turnover, Chargers drove to New England's four, but on 3rd-and-1, Michael Turner was tackled for two-yard loss by former Bolt Junior Seau and Chargers had to settle for another field goal. New England made Chargers pay three series later as Wes Welker caught six-yard pass from Brady and Patriots extended their lead to 21-12. After San Diego punt, New England took ball with 9:13 to play in fourth quarter and killed entire clock, overcoming 2nd-and-18 early in drive. With win, Patriots advanced to Super Bowl XLII to face New York Giants.

Score by Quarters	Q1	Q2	Q3	Q4	Total
San Diego Chargers	3	6	3	0	12
New England Patriots	0	14	0	7	21

Tm	Qtr	Time	Play Description (PAT & Drive)	SAN	NE
SD	1	2:55	Kaeding 26 yd Field Goal (7-32, 2:12)	3	0
NE	2	13:48	Maroney 1 yd run (Gostkowski kick) (10-65, 4:07)	3	7
SD	2	9:14	Kaeding 23 yd Field Goal (9-65, 4:34)	6	7
NE	2	3:51	Gaffney 12 yd pass from Brady (Gostkowski kick) (2-24, 0:45)	6	14
SD	2	0:08	Kaeding 40 yd Field Goal (6-43, 1:38)	9	14
SD	3	8:36	Kaeding 24 yd Field Goal (8-43, 3:56)	12	14
NE	4	12:15	Welker 6 yd pass from Brady (Gostkowski kick) [8-67, 4:17]	12	21

Attendance — 68,756

Team Statistics	SD	NE
TOTAL FIRST DOWNS	17	25
Rushing	4	13
Passing	12	11
Penalty	1	1
3RD DOWN EFF	3-12-25%	7-13-54%
4TH DOWN EFF	0-0-0%	0-0-0%
TOTAL NET YARDS	311	347
Total Plays	60	66
Average / Play	5.2	5.3
NET YARDS RUSHING	104	149
Total Plays	22	31
Average / Play	4.7	4.8
TFLs - Yards Lost	1-2	1-1
NET YARDS PASSING	207	198
Sacked-Yards Lost	1-4	2-11
Gross Yards	211	209
ATT-COMP-INT	37-19-2	33-22-3
Avg / Play	5.4	5.7
KICKOFFS-In EZ-TB	5-0-0	4-1-0
PUNTS No. and Avg	5-38.0	4-40.0

	SD	NE
Blocked	0	0
FGs - PATs Blocked	0-0	0-0
Net Punting Avg.	34.0	36.0
TOTAL RETURN YARDS	114	99
Punt Returns	3-16	0-0
Kickoff Returns	4-84	5-92
Interception Returns	3-14	2-7
PENALTIES No. and Yds	1-5	2-19
FUMBLES No. and Lost	1-0	1-0
TOUCHDOWNS	0	3
Rushing	0	1
Passing	0	2
EXTRA POINTS	0-0	3-3
Kicking	0-0	3-3
FIELD GOALS	4-4	0-0
RED ZONE EFF	0-3-0%	3-4-75%
GOAL TO GO EFF	0-2-0%	2-3-67%
SAFETIES	0	0
FINAL SCORE	12	21
TIME OF POSS	26:40	33:20

SAN DIEGO

Rushing	No	Yds	Avg	Lg	TD
Turner	17	65	3.8	12	0
Sproles	3	34	11.3	26	0
Tomlinson	2	5	2.5	3	0

Passing	A	C	Yds	S-L	TD	Lg	IN	Rt
Rivers	37	19	211	1-4	0	21	2	46.1

Receiving	No	Yds	Avg	Lg	TD
Chambers	7	90	12.9	20	0
Jackson	6	93	15.5	21	0
Gates	2	17	8.5	9	0
Sproles	2	5	2.5	4	0
Turner	1	5	5.0	5	0
Tomlinson	1	1	1.0	1	0

INT	No	Yds	Avg	Lg	TD
Florence	1	7	7.0	7	0
Cromartie	1	7	7.0	7	0
Jammer	1	0	0.0	0	0

Punting	No	Yds	Avg	Net	TB	I20	Lg
Scifres	5	190	38.0	34.0	1	2	49

Punt Ret	No	Yds	Avg	FC	Lg	TD
Sproles	3	16	5.3	0	13	0

KO Ret	No	Yds	Avg	Lg	TD
Sproles	4	84	21.0	23	0

NEW ENGLAND

Rushing	No	Yds	Avg	Lg	TD
Maroney	25	122	4.9	20	1
Moss	1	14	14.0	14	0
Faulk	1	8	8.0	8	0
Evans	2	7	3.5	4	0
Brady	2	-2	-1.0	-1	0

Passing	A	C	Yds	S-L	TD	Lg	IN	Rt
Brady	33	22	209	2-11	2	18	3	66.4

Receiving	No	Yds	Avg	Lg	TD
Faulk	8	82	10.3	14	0
Welker	7	56	8.0	12	1
Stallworth	2	11	5.5	6	0
Moss	1	18	18.0	18	0
Evans	1	13	13.0	13	0
Gaffney	1	12	12.0	12t	1
Maroney	1	9	9.0	9	0
Watson	1	8	8.0	8	0

INT	No	Yds	Avg	Lg	TD
Samuel	1	10	10.0	10	0
Hobbs	1	-3	-3.0	-3	0

Punting	No	Yds	Avg	Net	TB	I20	Lg
Hanson	4	160	40.0	36.0	0	1	48

Punt Ret	No	Yds	Avg	FC	Lg	TD
Welker	0	0	0.0	1	0	0
Faulk	0	0	0.0	2	0	0

KO Ret	No	Yds	Avg	Lg	TD
Maroney	2	43	21.5	22	0
Hobbs	2	39	19.5	24	0

2008 AFC Wild Card Playoffs
San Diego Chargers 23, Indianapolis Colts 17 (OT)
Saturday, Jan. 3, 2009 - Qualcomm Stadium (San Diego, Calif.)

The San Diego Chargers' miracle season of 2008 stayed alive as Bolts rallied from 17-14 fourth quarter deficit behind outstanding defensive effort and legs of Darren Sproles to defeat Indianapolis Colts, 23-17, in overtime in Saturday night home playoff game at Qualcomm Stadium. After trailing 7-0 and 10-7, Chargers rallied and led 14-10 at half. In third quarter, Colts caught Chargers off-guard while substituting defenders and made them pay with 72-yard TD pass from Peyton Manning to Reggie Wayne. San Diego's defense settled down though and did not allow Colts any more points. Key defensive stand late in fourth quarter, fueled by Tim Dobbins' sack of Manning at Colts' one-yard line, allowed offense time for one final drive in regulation. Philip Rivers drove Bolts to Colts' eight-yard line and Nate Kaeding's field goal from 26 yards out tied game with 31 seconds left. San Diego won coin toss in overtime and Rivers led offense on 11-play, 75-yard march that ended with 22-yard touchdown run by Sproles to win game in overtime. Sproles finished night with 328 all-purpose yards, third-most ever by player in NFL Playoff game. Dobbins' sack that enabled Bolts to begin comeback was first of his career.

Score by Quarters	Q1	Q2	Q3	Q4	OT	Total
Indianapolis Colts	7	3	7	0	0	17
San Diego Chargers	0	14	0	3	6	23

Tm	Qtr	Time	Play Description (PAT & Drive)	IND	SD
IND	1	2:59	Addai 1 yd run (Vinatieri kick) (9-81, 5:02)	7	0
SD	2	10:15	Tomlinson 3 yd run (Kaeding kick) (4-44, 2:18)	7	7
IND	2	6:46	Vinatieri 43 yd Field Goal (8-42, 3:29)	10	7
SD	2	0:42	Sproles 9 yd run (Kaeding kick) (6-45, 2:19)	10	14
IND	3	8:10	Wayne 72 yd pass from Manning (Vinatieri kick) (5-91, 1:32)	17	14
SD	4	0:31	Kaeding 26 yd Field Goal (7-30, 1:17)	17	17
SD	5	8:40	Sproles 22 yd run (10-75, 6:20) (10-75, 6:20)	17	23

Attendance — 68,082

Team Statistics	IND	SD
TOTAL FIRST DOWNS	17	26
Rushing	5	11
Passing	11	12
Penalty	1	3
3RD DOWN EFF	6-15-40%	6-14-43%
4TH DOWN EFF	0-1-0%	1-1-100%
TOTAL NET YARDS	366	357
Total Plays	65	73
Average / Play	5.6	4.9
NET YARDS RUSHING	64	167
Total Plays	22	33
Average / Play	2.9	5.1
TFLs - Yards Lost	1-1	3-5
NET YARDS PASSING	302	190
Sacked - Yards Lost	1-8	4-27
Gross Yards	310	217
ATT-COMP-INT	42-25-0	36-20-1
Avg / Play	7.0	4.8
KICKOFFS-In EZ-TB	5-3-1	4-0-0
PUNTS No. and Avg	6-46.8	6-52.7

	IND	SD
Blocked	0	0
FGs - PATs Blocked	0-0	0-0
Net Punting Avg.	31.5	51.7
TOTAL RETURN YARDS	105	178
Punt Returns	2-6	3-72
Kickoff Returns	4-63	4-106
Interception Returns	1-36	0-0
PENALTIES No. and Yds	9-74	3-40
FUMBLES No. and Lost	0-0	1-1
TOUCHDOWNS	2	3
Rushing	1	3
Passing	1	0
EXTRA POINTS	2-2	2-2
Kicking	2-2	2-2
FIELD GOALS	1-1	1-1
RED ZONE EFF	1-1-100%	2-4-50%
GOAL TO GO EFF	1-1-100%	2-3-67%
SAFETIES	0	0
FINAL SCORE	17	23
TIME OF POSS	29:11	37:09

INDIANAPOLIS

Rushing	No	Yds	Avg	Lg	TD
Addai	16	44	2.8	11	1
Rhodes	4	12	3.0	5	0
Clark	1	9	9.0	9	0
Manning	1	-1	-1.0	-1	0

Passing	A	C	Yds	S-L	TD	Lg	IN	Rt
Manning	42	25	310	1-8	1	72t	0	90.4

Receiving	No	Yds	Avg	Lg	TD
Clark	7	33	4.7	9	0
Gonzalez	6	97	16.2	36	0
Wayne	4	129	32.3	72t	1
Addai	4	28	7.0	8	0
Harrison	3	20	6.7	9	0
Robinson	1	3	3.0	3	0

INT	No	Yds	Avg	Lg	TD
Bethea	1	36	36.0	36	0

Punting	No	Yds	Avg	Net	TB	I20	Lg
Smith	6	281	46.8	31.5	1	0	63

Punt Ret	No	Yds	Avg	FC	Lg	TD
Ratliff	2	6	3.0	2	4	0

KO Ret	No	Yds	Avg	Lg	TD
Simpson	3	50	16.7	24	0
Reid	1	13	13.0	13	0

SAN DIEGO

Rushing	No	Yds	Avg	Lg	TD
Sproles	22	105	4.8	22t	2
Tomlinson	5	25	5.0	13	1
Bennett	4	24	6.0	14	0
Rivers	2	13	6.5	12	0

Passing	A	C	Yds	S-L	TD	Lg	IN	Rt
Rivers	36	20	217	4-27	0	30	1	61.9

Receiving	No	Yds	Avg	Lg	TD
Gates	8	87	10.9	30	0
Sproles	5	45	9.0	17	0
Chambers	4	57	14.3	25	0
Naanee	1	15	15.0	15	0
Bennett	1	7	7.0	7	0
Hester	1	6	6.0	6	0

INT	No	Yds	Avg	Lg	TD
None					

Punting	No	Yds	Avg	Net	TB	I20	Lg
Scifres	6	316	52.7	51.7	0	6	67

Punt Ret	No	Yds	Avg	FC	Lg	TD
Sproles	3	72	24.0	0	28	0

KO Ret	No	Yds	Avg	Lg	TD
Sproles	4	106	26.5	32	0

2008 AFC Divisional Playoffs
Pittsburgh Steelers 35, San Diego Chargers 24
Sunday, Jan. 11, 2009 - Heinz Field (Pittsburgh, Pa.)

The Chargers' run through AFC Playoffs came to abrupt end in Pittsburgh as Steelers dealt Chargers 35-24 setback on cold and snowy day in Steel City. Chargers staked out to early lead on long touchdown catch by Vincent Jackson and led or were tied for most of first half, but game's momentum changed right before and right after halftime. Down 10-7, Pittsburgh drove 66 yards for touchdown just before halftime, giving them their first lead of night at 14-10. Steelers got ball first coming out of locker room and drove 77 yards for another score that extended lead to 21-10. Darren Sproles' 63-yard kickoff return gave ball to Chargers at Pittsburgh's 23-yard line, but Philip Rivers' first-down pass was tipped and intercepted by Steelers. Though replays showed ball appeared to hit ground, play withstood instant replay challenge and Pittsburgh maintained possession. Chargers' defense held and forced punt, but punt inadvertently hit unknowing Eric Weddle and Steelers recovered and took over at Chargers' 23. Again Chargers defense would hold, stopping Pittsburgh on downs at one, but with Bolts offense unable to get out of shadow of its own goal line, Steelers got ball again in San Diego territory and 49 yards later, Steelers scored to take 28-10 lead. San Diego managed pair of late touchdowns, including 62-yarder by Sproles, who finished game with 274 all-purpose yards, but Pittsburgh held Bolts at bay and held on for win.

Score by Quarters	Q1	Q2	Q3	Q4	Total
San Diego Chargers	7	3	0	14	24
Pittsburgh Steelers	7	7	7	14	35

Tm	Qtr	Time	Play Description (PAT & Drive)	SD	PIT
SD	1	12:59	Jackson 41 yd pass from Rivers (Kaeding kick) (4-75, 2:01)	7	0
PIT	1	7:41	Holmes 67 yd punt return (Reed kick)	7	7
SD	2	1:56	Kaeding 42 yd Field Goal (7-20, 3:09)	10	7
PIT	2	0:40	Parker 3 yd run (Reed kick) (7-66, 1:16)	10	14
PIT	3	7:04	Miller 8 yd pass from Roethlisberger (Reed kick) (13-77, 7:56)	10	21
PIT	4	12:52	Russell 1 yd run (Reed kick) (2-49, 0:49)	10	28
SD	4	9:09	Naanee 4 yd pass from Rivers (Kaeding kick) (10-73, 3:43)	17	28
PIT	4	4:11	Parker 16 yd run (Reed kick) (9-73, 4:58)	17	35
SD	4	1:53	Sproles 62 yd pass from Rivers (Kaeding kick) (4-79, 0:50)	24	35

Attendance — 63,899

Team Statistics	SD	PIT
TOTAL FIRST DOWNS	15	22
Rushing	1	12
Passing	13	8
Penalty	1	2
3RD DOWN EFF	5-12-42%	6-14-43%
4TH DOWN EFF	0-0-0%	0-2-0%
TOTAL NET YARDS	290	342
Total Plays	50	70
Average / Play	5.8	4.9
NET YARDS RUSHING	15	165
Total Plays	11	42
Average / Play	1.4	3.9
TFLs - Yards Lost	2-6	3-6
NET YARDS PASSING	275	177
Sacked - Yards Lost	4-33	1-4
Gross yards	308	181
ATT-COMP-INT	35-21-1	27-17-0
Avg / Play	7.1	6.3
KICKOFFS-In EZ-TB	5-0-0	6-1-0
PUNTS No. and Avg.	6-47.2	5-43.4
Blocked	0	0
FGs - PATs Blocked	0-0	0-0
Net Punting Avg.	35.0	38.6
TOTAL RETURN YARDS	175	136
Punt Returns	3-4	2-73
Kickoff Returns	6-171	4-63
Interception Returns	0-0	1-0
PENALTIES No. and Yds	8-104	7-44
FUMBLES No. and Lost	1-1	0-0
TOUCHDOWNS	3	5
Rushing	0	3
Passing	3	1
Punt Returns	0	1
EXTRA POINTS	3-3	5-5
Kicking	3-3	5-5
FIELD GOALS	1-1	0-0
RED ZONE EFF	1-1-100%	4-5-80%
GOAL TO GO EFF	1-1-100%	2-3-67%
FINAL SCORE	24	35
TIME OF POSS	23:30	36:30

SAN DIEGO

Rushing	No	Yds	Avg	Lg	TD
Sproles	11	15	1.4	8	0

Passing	A	C	Yds	S-L	TD	Lg	IN	Rt
Rivers	35	21	308	4-33	3	62t	1	105.4

Receiving	No	Yds	Avg	Lg	TD
Sproles	5	91	18.2	62t	1
Gates	5	59	11.8	21	0
Chambers	4	72	18.0	25	0
Jackson	2	49	24.5	41t	1
Hester	2	13	6.5	11	0
Manumaleuna	1	14	14.0	14	0
Bennett	1	6	6.0	6	0
Naanee	1	4	4.0	4t	1

INT	No	Yds	Avg	Lg	TD
None					

Punting	No	Yds	Avg	Net	TB	I20	Lg
Scifres	6	283	47.2	35.0	0	1	53

Punt Ret	No	Yds	Avg	FC	Lg	TD
Sproles	2	4	2.0	0	4	0
Weddle	1	0	0.0	0	0	0

KO Ret	No	Yds	Avg	Lg	TD
Sproles	5	164	32.8	63	0
Cromartie	1	7	7.0	7	0

PITTSBURGH

Rushing	No	Yds	Avg	Lg	TD
Parker	27	146	5.4	27	2
Moore	3	13	4.3	5	0
Holmes	2	7	3.5	4	0
Russell	4	5	1.3	3	1
Davis	1	0	0.0	0	0
Leftwich	4	-2	-0.5	2	0
Clark	1	-4	-4.0	-4	0

Passing	A	C	Yds	S-L	TD	Lg	IN	Rt
Roethlisberger	26	17	181	1-4	1	41	0	98.4
Leftwich	1	0	0	0-0	0	0	0	39.6

Receiving	No	Yds	Avg	Lg	TD
Ward	4	70	17.5	41	0
Miller	3	37	12.3	18	1
Washington	3	30	10.0	18	0
Davis	3	7	2.3	6	0
Holmes	2	25	12.5	15	0
Moore	2	12	6.0	9	0

INT	No	Yds	Avg	Lg	TD
Foote	1	0	0.0	0	0

Punting	No	Yds	Avg	Net	TB	I20	Lg
Berger	4	192	48.0	42.0	1	0	51
Roethlisberger	1	25	25.0	25.0	0	1	25

Punt Ret	No	Yds	Avg	FC	Lg	TD
Holmes	2	73	36.5	1	67t	1
Moore	0	0	0.0	2	0	0

KO Ret	No	Yds	Avg	Lg	TD
Russell	2	33	16.5	19	0
Moore	1	18	18.0	18	0
Davis	1	12	12.0	12	0

2009 AFC Divisional Playoffs
New York Jets 17, San Diego Chargers 14
Sunday, Jan. 17, 2010 - Qualcomm Stadium (San Diego, Calif.)

The No. 5 seed New York Jets upset No. 2 seed Chargers. San Diego's defense opened game with four straight three-and-outs, not allowing Jets first down until 8:11 remained in second quarter. Stephen Cooper set up Chargers' first touchdown of game, forcing three-and-out with four-yard tackle for loss on 3rd-and-4. On ensuing drive, Kris Wilson caught 13-yard touchdown pass for 7-0 lead. Antonio Gates helped set up TD with brilliant one-handed 23-yard reception to 16. Quentin Jammer had solid afternoon, breaking up third-down pass in second quarter to force punt and intercepting another in third quarter. Paul Oliver provided pressure and hit on Jets' quarterback Mark Sanchez on interception and Steve Gregory, in coverage, tipped pass that Jammer picked off. Jacob Hester got his hand on late fourth-quarter punt by Jets, contributing to just 26-yard punt. On ensuing possession, Philip Rivers scored TD on one-yard sneak with 2:20 left. Vincent Jackson, who had game-high 111 yards receiving, set up Rivers TD with 12-yard catch to one on 3rd-and-7.

Score by Quarters	Q1	Q2	Q3	Q4	Total
New York Jets	0	0	3	14	17
San Diego Chargers	0	7	0	7	14

Tm	Qtr	Time	Play Description (PAT & Drive)	NYJ	SD
SD	2	12:17	Wilson 13 yd pass from Rivers (Kaeding kick) (4-69, 1:56)	0	7
NYJ	3	10:45	Feely 46 yd Field Goal (8-32, 4:15)	3	7
NYJ	4	13:35	Keller 2 yd pass from Sanchez (Feely kick) (4-16, 1:27)	10	7
NYJ	4	7:17	Greene 53 yd run (Feely kick) (4-66, 2:10)	17	7
SD	4	2:14	Rivers 1 yd run (Kaeding kick) (7-63, 1:22)	17	14

Attendance — 69,498

Team Statistics	NYJ	SD
TOTAL FIRST DOWNS	14	18
Rushing	6	2
Passing	6	15
Penalty	2	1
3RD DOWN EFF	6-16-38%	4-13-31%
4TH DOWN EFF	1-1-100%	0-0-0%
TOTAL NET YARDS	262	344
Total Plays	63	60
Average / Play	4.2	5.7
NET YARDS RUSHING	169	61
Total Plays	39	18
Average / Play	4.3	3.4
TFLs - Yards Lost	3-9	1-1
NET YARDS PASSING	93	283
Sacked - Yards Lost	1-7	2-15
Gross Yards	100	298
ATT-COMP-INT	23-12-1	40-27-2
Avg / Play	3.9	6.7
KICKOFFS-In EZ-TB	4-1-0	3-0-0
PUNTS No. and Avg	8-38.8	6-49.5
Blocked	0	0
FGs - PATs Blocked	0-0	0-0
Net Punting Avg.	35.9	43.8
TOTAL RETURN YARDS	96	99
Punt Returns	3-34	3-3
Kickoff Returns	2-45	4-72
Interception Returns	2-17	1-24
PENALTIES No. and Yds	5-37	10-87
FUMBLES No. and Lost	0-0	3-0
TOUCHDOWNS	2	2
Rushing	1	1
Passing	1	1
EXTRA POINTS	2-2	2-2
Kicking	2-2	2-2
FIELD GOALS	1-1	0-3
RED ZONE EFF	1-1-100%	2-3-67%
GOAL TO GO EFF	1-1-100%	1-1-100%
SAFETIES	0	0
FINAL SCORE	17	14
TIME OF POSS	31:31	28:29

NEW YORK JETS

Rushing	No	Yds	Avg	Lg	TD
Greene	23	128	5.6	53t	1
Jones	14	41	2.9	8	0
Cotchery	1	1	1.0	1	0
Sanchez	1	-1	-1.0	-1	0

Passing	A	C	Yds	S-L	TD	Lg	IN	Rt
Sanchez	23	12	100	1-7	1	21	1	60.1

Receiving	No	Yds	Avg	Lg	TD
Cotchery	3	25	8.3	15	0
Keller	3	19	6.3	13	1
Edwards	2	41	20.5	21	0
Richardson	2	12	6.0	8	0
Greene	1	4	4.0	4	0
Woodhead	1	-1	-1.0	-1	0

INT	No	Yds	Avg	Lg	TD
Leonhard	1	11	11.0	11	0
Revis	1	6	6.0	6	0

Punting	No	Yds	Avg	Net	TB	I20	Lg
Weatherford	8	310	38.8	35.9	1	2	51

Punt Ret	No	Yds	Avg	FC	Lg	TD
Cotchery	3	34	11.3	2	25	0

KO Ret	No	Yds	Avg	Lg	TD
Smith	2	45	22.5	36	0

SAN DIEGO

Rushing	No	Yds	Avg	Lg	TD
Sproles	3	33	11.0	22	0
Tomlinson	12	24	2.0	5	0
Rivers	3	4	1.3	3	1

Passing	A	C	Yds	S-L	TD	Lg	IN	Rt
Rivers	40	27	298	2-15	1	37	2	76.9

Receiving	No	Yds	Avg	Lg	TD
Gates	8	93	11.6	23	0
Jackson	7	111	15.9	37	0
Sproles	3	30	10.0	19	0
Floyd	3	30	10.0	19	0
Tomlinson	3	0	0.0	3	0
Hester	1	15	15.0	15	0
Wilson	1	13	13.0	13t	1
Tolbert	1	6	6.0	6	0

INT	No	Yds	Avg	Lg	TD
Jammer	1	24	24.0	24	0

Punting	No	Yds	Avg	Net	TB	I20	Lg
Scifres	6	297	49.5	43.8	0	3	60

Punt Ret	No	Yds	Avg	FC	Lg	TD
Sproles	2	3	1.5	1	3	0
Cromartie	1	0	0.0	0	0	0

KO Ret	No	Yds	Avg	Lg	TD
Sproles	2	44	22.0	27	0
Manumaleuna	1	17	17.0	17	0
Cromartie	1	11	11.0	11	0

2013 AFC Wild Card Playoffs
San Diego Chargers 27, Cincinnati Bengals 10
Sunday, Jan. 5, 2014 - Paul Brown Stadium (Cincinnati, Ohio)

The Chargers defeated the Cincinnati Bengals, 27-10, in the AFC Wild Card Playoffs at Paul Brown Stadium for their first postseason victory since Jan. 2009. It was the Chargers' first-ever playoff win over the Bengals. In earning the victory, the Chargers outperformed the Bengals in two key areas. The Bolts racked up a season-high four takeaways with two interceptions and two fumble recoveries, and they rushed for a season-high 196 yards. Cincinnati led at the half, 10-7, but the Chargers completely dominated the game on defense in the second half, pitching a shutout as the Bolts outscored the Bengals 20-0. Cincinnati's first six drives of the second half ended with a punt after a third-down sack, a fumble, two interceptions and two drives that ended on downs. A seventh ended with the clock reaching 0:00. And in addition to the four takeaways, the Chargers' defense recorded three sacks, five tackles for loss and eight passes defensed.

Score by Quarters	Q1	Q2	Q3	Q4	Total
San Diego Chargers	7	0	10	10	27
Cincinnati Bengals	0	10	0	0	10

Tm	Qtr	Time	Play Description (PAT & Drive)	SD	CIN
SD	1	0:48	Woodhead 5 yd run (Novak kick) (12-86, 6:56)	7	0
CIN	2	5:59	Gresham 4 yd pass from Dalton (Nugent kick) (10-60, 6:07)	7	7
CIN	2	0:00	Nugent 46 yd Field Goal (6-40, 1:14)	7	10
SD	3	6:46	Green 4 yd pass from Rivers (Novak kick) (10-80, 5:40)	14	10
SD	3	2:00	Novak 25 yd Field Goal (9-40, 3:41)	17	10
SD	4	14:16	Novak 23 yd Field Goal (5--2, 1:55)	20	10
SD	4	2:17	Brown 58 yd. run (Novak kick) (2-60, 0:50)	27	10

Attendance — 62,277

Team Statistics	SD	CIN
TOTAL FIRST DOWNS	16	27
Rushing	6	6
Passing	9	20
Penalty	1	1
3RD DOWN EFF	4-12-33%	3-12-25%
4TH DOWN EFF	0-0-0%	1-3-33%
TOTAL NET YARDS	318	439
Total Plays	57	79
Average / play	5.6	5.6
NET YARDS RUSHING	196	113
Total Plays	40	25
Average / play	4.9	4.5
TFLs - Yards Lost	2-7	2-4
NET YARDS PASSING	122	326
Sacked - Yards Lost	1-6	3-8
Gross yards	128	334
ATT-COMP-INT	16-12-0	51-29-2
Avg / Play	7.2	6.0
KICKOFFS-In EZ-TB	6-1-0	2-1-1
PUNTS No. and Avg.	6-43.2	3-39.3

	SD	CIN
Blocked	0	0
FGs - PATs Blocked	0-0	0-0
Net Punting Avg.	42.2	32.7
TOTAL RETURN YARDS	56	157
Punt Returns	0-0	3-6
Kickoff Returns	1-23	6-151
Interception Returns	2-33	0-0
PENALTIES No. and Yds.	5-28	4-38
FUMBLES No. and Lost	0-0	3-2
TOUCHDOWNS	3	1
Rushing	2	0
Passing	1	1
EXTRA POINTS	3-3	1-1
Kicking	3-3	1-1
FIELD GOALS	2-2	1-1
RED ZONE EFF	2-4-50%	1-3-33%
GOAL TO GO EFF	2-3-67%	1-2-50%
SAFETIES	0	0
FINAL SCORE	27	10
TIME OF POSS	29:28	30:32

SAN DIEGO

Rushing	No	Yds	Avg	Lg	TD
Brown	8	77	9.6	58t	1
Woodhead	15	54	3.6	9	1
Mathews	13	52	4.0	8	0
Royal	1	9	9.0	9	0
Rivers	2	4	2.0	2	0
McClain	1	0	0.0	0	0

Passing	A	C	Yds	S-L	TD	Lg	IN	Rt
Rivers	16	12	128	1-6	1	33	0	118.8

Receiving	No	Yds	Avg	Lg	TD
Green	3	34	11.3	22	1
Allen	2	21	10.5	12	0
Woodhead	2	14	7.0	11	0
Mathews	2	12	6.0	9	0
Royal	1	33	33.0	33	0
Brown	1	9	9.0	9	0
Gates	1	5	5.0	5	0

INT	No	Yds	Avg	Lg	TD
Wright	1	30	30.0	30	0
Ingram	1	3	3.0	3	0

Punting	No	Yds	Avg	Net	TB	I20	Lg
Scifres	6	259	43.2	42.2	0	2	51

Punt Ret	No	Yds	Avg	FC	Lg	TD
Allen	0	0	0.0	2	0	0

KO Ret	No	Yds	Avg	Lg	TD
Woodhead	1	23	23.0	23	0

CINCINNATI

Rushing	No	Yds	Avg	Lg	TD
Bernard	12	45	3.8	12	0
Green-Ellis	8	42	5.3	12	0
Dalton	5	26	5.2	12	0

Passing	A	C	Yds	S-L	TD	Lg	IN	Rt
Dalton	51	29	334	3-8	1	49	2	67.0

Receiving	No	Yds	Avg	Lg	TD
Jones	8	130	16.3	49	0
Bernard	7	73	10.4	17	0
Gresham	7	64	9.1	13	1
Green	3	34	11.3	14	0
Hawkins	3	20	6.7	10	0
Sanu	1	13	13.0	13	0
Eifert	0	0	0.0	0	0

INT	No	Yds	Avg	Lg	TD
None					

Punting	No	Yds	Avg	Net	TB	I20	Lg
Mesko	3	118	39.3	32.7	1	2	50

Punt Ret	No	Yds	Avg	FC	Lg	TD
Tate	3	6	2.0	3	12	0

KO Ret	No	Yds	Avg	Lg	TD
Tate	5	128	25.6	33	0
Peerman	1	23	23.0	23	0

2013 AFC Divisional Playoffs
Denver Broncos 24, San Diego Chargers 17
Sunday, Jan. 12, 2014 - Sports Authority Field (Denver, Colo.)

The Chargers' storybook season came to an end on Jan. 12 in the AFC Divisional Playoffs at Denver's Sports Authority Field as the Broncos defeated the Bolts, 24-17, to eliminate San Diego from the AFC Playoffs. Weather was a factor early in the game as winds at kickoff were blowing across the field at 17 mph with gusts up to 27 mph. Despite the unfavorable conditions, the Chargers didn't go down without a fight, rallying from a 17-point deficit to get within seven points late in the fourth quarter. Down 24-7 with 8:12 left in the fourth quarter, the Chargers scored a touchdown, recovered an onside kick and kicked a field goal to get within seven points at 24-17. That would be as close as the Chargers would get, however, as Denver took possession with 3:53 remaining in the game and converted two first downs, including a 3rd-and-17, to run out the clock and advance to the AFC Championship Game.

Score by Quarters	Q1	Q2	Q3	Q4	Total
San Diego Chargers	0	0	0	17	17
Denver Broncos	7	7	3	7	24

Tm	Qtr	Time	Play Description (PAT & Drive)	SD	DEN
DEN	1	2:25	Thomas 2 yd pass from Manning (Prater kick) (14-86, 7:01)	0	7
DEN	2	6:00	Welker 3 yd pass from Manning (Prater kick) (9-57, 5:13)	0	14
DEN	3	9:35	Prater 45 yd. Field Goal (12-37, 5:25)	0	17
SD	4	12:59	Allen 16 yd. pass from Rivers (Novak kick) (6-63, 3:08)	7	17
DEN	4	8:12	Moreno 3 yd run (Prater kick) (9-81, 4:47)	7	24
SD	4	5:43	Allen 16 yd pass from Rivers (Novak kick) (7-80, 2:29)	14	24
SD	4	3:53	Novak 30 yd Field Goal (8-48, 1:50)	17	24

Attendance — 76,969

Team Statistics	SD	DEN
TOTAL FIRST DOWNS	13	26
Rushing	1	13
Passing	10	11
Penalty	2	2
3RD DOWN EFF	4-12-33%	9-13-69%
4TH DOWN EFF	1-1-100%	0-0-0%
TOTAL NET YARDS	259	363
Total Plays	49	70
Average / play	5.3	5.2
NET YARDS RUSHING	65	133
Total Plays	18	34
Average / play	3.6	3.9
TFLs - Yards Lost	0-0	2-3
NET YARDS PASSING	194	230
Sacked - Yards Lost	4-23	0-0
Gross yards	217	230
ATT-COMP-INT	27-18-0	36-25-1
Avg / Play	6.3	6.4
KICKOFFS-In EZ-TB	4-2-0	5-5-5
PUNTS No. and Avg.	4-51.8	0-0.0

	SD	DEN
Blocked	0	0
FGs - PATs Blocked	0-0	0-0
Net Punting Avg.	30.3	0.0
TOTAL RETURN YARDS	0	143
Punt Returns	0-0	3-66
Kickoff Returns	0-0	3-77
Interception Returns	1-0	0-0
PENALTIES No. and Yds.	8-63	6-50
FUMBLES No. and Lost	0-0	1-1
TOUCHDOWNS	2	3
Rushing	0	1
Passing	2	2
EXTRA POINTS	2-2	3-3
Kicking	2-2	3-3
FIELD GOALS	1-2	1-2
RED ZONE EFF	2-3-67%	3-4-75%
GOAL TO GO EFF	0-0-0%	3-4-75%
SAFETIES	0	0
FINAL SCORE	17	24
TIME OF POSS	24:33	35:27

SAN DIEGO

Rushing	No	Yds	Avg	Lg	TD
Woodhead	9	29	3.2	8	0
Mathews	5	26	5.2	16	0
Rivers	3	10	3.3	6	0
Brown	1	0	0.0	0	0

Passing	A	C	Yds	S-L	TD	Lg	IN	Rt
Rivers	27	18	217	4-23	2	49	0	115.8

Receiving	No	Yds	Avg	Lg	TD
Allen	6	142	23.7	49	2
Brown	4	18	4.5	5	0
Woodhead	3	10	3.3	7	0
Gates	2	10	5.0	5	0
Green	2	7	3.5	5	0
Royal	1	30	30.0	30	0
Brown	0	0	0.0	0	0

INT	No	Yds	Avg	Lg	TD
Butler	1	0	0.0	0	0

Punting	No	Yds	Avg	Net	TB	I20	Lg
Scifres	4	207	51.8	30.3	1	1	62

Punt Ret	No	Yds	Avg	FC	Lg	TD
None						

KO Ret	No	Yds	Avg	Lg	TD
None					

DENVER

Rushing	No	Yds	Avg	Lg	TD
Moreno	23	82	3.6	14	1
Ball	10	52	5.2	9	0
Manning	1	-1	-1.0	-1	0

Passing	A	C	Yds	S-L	TD	Lg	IN	Rt
Manning	36	25	230	0-0	2	21	1	93.5

Receiving	No	Yds	Avg	Lg	TD
Thomas	8	54	6.8	9	1
Thomas	6	76	12.7	21	0
Welker	6	38	6.3	8	1
Decker	2	32	16.0	19	0
Caldwell	1	15	15.0	15	0
Moreno	1	12	12.0	12	0
Green	1	3	3.0	3	0

INT	No	Yds	Avg	Lg	TD
None					

Punting	No	Yds	Avg	Net	TB	I20	Lg
None							

Punt Ret	No	Yds	Avg	FC	Lg	TD
Decker	3	66	22.0	0	47	0

KO Ret	No	Yds	Avg	Lg	TD
Holliday	3	77	25.7	37	0

2018 AFC Wild Card Playoffs
Los Angeles Chargers 23, Baltimore Ravens 17
Sunday, Jan. 6, 2019 - M&T Bank Stadium (Baltimore, Md.)

The Threes and D. That's what the Los Angeles Chargers used to defeat the Baltimore Ravens 23-17 in Sunday's AFC Wild Card Round from M&T Bank Stadium. Rookie kicker Michael Badgley converted on five field goals, while Los Angeles' defense forced two turnovers, sacked quarterback Lamar Jackson seven times and held Baltimore to 229 yards of total offense -- the fewest allowed in postseason team history. Badgley set a single-game postseason team record for made field goals and points. Chargers Defensive Coordinator Gus Bradley featured seven defensive backs on the field for much of the game. Later in the quarter, the rookie kicker converted from 53 yards out to increase the Chargers' lead to 6-0. Badgley added his third field goal in the second quarter, a 40-yarder off a Phillips interception of Jackson. His fourth was a 34-yarder as time expired in the second quarter to put Los Angeles up 12-0 at halftime.

Score by Quarters	Q1	Q2	Q3	Q4	Total
Los Angeles Chargers	6	6	0	11	23
Baltimore Ravens	0	0	3	14	17

Tm	Qtr	Time	Play Description (PAT & Drive)	LAC	BAL
LAC	1	6:59	Badgley 21 yd. Field Goal (5-12, 2:36)	3	0
LAC	1	1:08	Badgley 53 yd. Field Goal (4-7, 2:13)	6	0
LAC	2	3:22	Badgley 40 yd. Field Goal (9-37, 5:29)	9	0
LAC	2	0:00	Badgley 34 yd. Field Goal (12-58, 1:48)	12	0
BAL	3	8:30	Tucker 33 yd. Field Goal (4-6, 1:56)	12	3
LAC	4	14:44	Gordon 1 yd. run (Rivers-M.Williams pass) (10-60, 4:38)	20	3
LAC	4	9:09	Badgley 47 yd. Field Goal (7-16, 4:00)	23	3
BAL	4	6:33	Crabtree 31 yd. pass from Jackson (Tucker kick) (8-75, 2:36)	23	10
BAL	4	1:59	Crabtree 7 yd. pass from Jackson (Tucker kick) (12-80, 2:48)	23	17

Attendance — 70,432

Team Statistics	LAC	BAL
TOTAL FIRST DOWNS	14	11
Rushing	3	4
Passing	8	7
Penalty	3	0
3RD DOWN EFF	6-17-35%	5-15-33%
4TH DOWN EFF	1-1-100%	2-2-100%
TOTAL NET YARDS	243	229
Total Plays	66	59
Average / play	3.7	3.9
NET YARDS RUSHING	89	90
Total Plays	33	23
Average / play	2.7	3.9
TFLs - Yards Lost	4-9	2-2
NET YARDS PASSING	154	139
Sacked - Yards Lost	1-6	7-55
Gross yards	160	194
ATT-COMP-INT	32-22-0	29-14-1
Avg / Play	4.7	3.9
KICKOFFS-In EZ-TB	6-0-0	4-1-1
PUNTS No. and Avg.	5-35.4	6-44.7
Blocked	0	0
FGs - PATs Blocked	1-0	0-0
Net Punting Avg.	31.4	37.0
TOTAL RETURN YARDS	124	106
Punt Returns	4-46	0-0
Kickoff Returns	2-78	6-106
Interception Returns	1-0	0-0
PENALTIES No. and Yds.	5-35	7-41
FUMBLES No. and Lost	1-1	4-2
TOUCHDOWNS	1	2
Rushing	1	0
Passing	0	2
EXTRA POINTS	1-1	2-2
Kicking	0-0	2-2
FIELD GOALS	5-6	1-2
RED ZONE EFF	1-3-33%	1-2-50%
GOAL TO GO EFF	2-3-67%	1-2-50%
SAFETIES	0	0
FINAL SCORE	23	17
TIME OF POSS	33:40	26:20

LOS ANGELES CHARGERS

Rushing	No	Yds	Avg	Lg	TD
Gordon	17	40	2.4	14	1
Ekeler	11	29	2.6	7	0
Rivers	3	15	5.0	9	0
Jackson	2	5	2.5	4	0

Passing	A	C	Yds	S-L	TD	Lg	IN	Rt
Rivers	32	22	160	1-6	0	28	0	80.2

Receiving	No	Yds	Avg	Lg	TD
Allen	4	37	9.3	17	0
Gates	4	35	8.8	12	0
Ekeler	4	14	3.5	6	0
Benjamin	3	11	3.7	8	0
M. Williams	2	42	21.0	28	0
Ty. Williams	2	9	4.5	5	0
Green	1	8	8.0	8	0
Gordon	1	3	3.0	3	0
Watt	1	1	1.0	1	0

INT	No	Yds	Avg	Lg	TD
Phillips	1	0	0.0	0	0

Punting	No	Yds	Avg	Net	TB	I20	Lg
Jones	5	177	35.4	31.4	1	0	45

Punt Ret	No	Yds	Avg	FC	Lg	TD
King	4	46	11.5	1	33	0

KO Ret	No	Yds	Avg	Lg	TD
King	1	72	72.0	72	0
Benjamin	1	6	6.0	6	0

BALTIMORE

Rushing	No	Yds	Avg	Lg	TD
Jackson	9	54	6.0	17	0
Edwards	8	23	2.9	5	0
Dixon	6	13	2.2	4	0

Passing	A	C	Yds	S-L	TD	Lg	IN	Rt
Jackson	29	14	194	7-55	2	39	1	78.8

Receiving	No	Yds	Avg	Lg	TD
Dixon	3	53	17.7	39	0
Snead IV	3	50	16.7	29	0
Andrews	3	31	10.3	13	0
Crabtree	2	38	19.0	31t	2
J. Brown	2	14	7.0	9	0
M. Williams	1	8	8.0	9	0

INT	No	Yds	Avg	Lg	TD
None					

Punting	No	Yds	Avg	Net	TB	I20	Lg
Koch	6	268	44.7	37.0	0	1	59

Punt Ret	No	Yds	Avg	FC	Lg	TD
None						

KO Ret	No	Yds	Avg	Lg	TD
Montgomery	6	106	17.7	24	0

2018 AFC Divisional Playoffs
New England Patriots 41, Los Angeles Chargers 28
Sunday, Jan. 13, 2019 - Gillette Stadium (Foxborough, Mass.)

The Los Angeles Chargers lost to the New England Patriots 41-28 in Sunday's AFC Divisional Round game from Gillette Stadium. The Patriots' offense scored five touchdowns on their first six possessions of the first half and controlled the clock for 38:20 of the game. Quarterback Tom Brady threw for 343 yards, wide receiver Julian Edelman had 151 yards receiving and running back Sony Michel added 129 yards on the ground and scored three rushing touchdowns. The Chargers finished with 335 yards of total offense. Philip Rivers went 25-of-51 for 331 yards, three touchdowns and an interception. Keenan Allen caught two passes for 75 yards and a touchdown. He also added a two-point conversion. Mike Williams and Tyrell Williams combined for 162 receiving yards.

Score by Quarters	Q1	Q2	Q3	Q4	Total
Los Angeles Chargers	7	0	7	14	28
New England Patriots	14	21	3	3	41

Tm	Qtr	Time	Play Description (PAT & Drive)	LAC	NE
NE	1	7:49	Michel 1 yd. run (Gostkowski kick) (14-83, 7:11)	0	7
LAC	1	4:56	Allen 43 yd. pass from Rivers (Badgley kick) (6-67, 2:53)	7	7
NE	1	1:35	Michel 14 yd. run (Gostkowski kick) (7-67, 3:21)	7	14
NE	2	12:17	Dorsett 15 yd. pass from Brady (Gostkowski kick) (8-58, 3:07)	7	21
NE	2	6:04	Burkhead 6 yd. run (Gostkowski kick) (6-87, 3:08)	7	28
NE	2	1:43	Michel 5 yd. run (Gostkowski kick) (4-35, 1:40)	7	35
NE	3	6:31	Gostkowski 28 yd. Field Goal (14-57, 7:22)	7	38
LAC	3	1:16	Gordon 1 yd. run (Badgley kick) (10-72, 5:15)	14	38
NE	4	12:23	Gostkowski 30 yd. Field Goal (8-63, 3:53)	14	41
LAC	4	7:38	Green 1 yd. pass from Rivers (Rivers-Allen pass) (6-80, 2:01)	22	41
LAC	4	0:59	Gates 8 yd. pass from Rivers (pass failed) (12-80, 2:00)	28	41

Attendance — 65,878

Team Statistics	LAC	NE
TOTAL FIRST DOWNS	22	30
Rushing	2	10
Passing	16	18
Penalty	4	2
3RD DOWN EFF	5-13-38%	7-14-50%
4TH DOWN EFF	1-1-100%	1-1-100%
TOTAL NET YARDS	335	498
Total Plays	63	78
Average / play	5.3	6.4
NET YARDS RUSHING	19	155
Total Plays	10	34
Average / play	1.9	4.6
TFLs - Yards Lost	1-3	3-3
NET YARDS PASSING	316	343
Sacked - Yards Lost	2-15	0-0
Gross yards	331	343
ATT-COMP-INT	51-25-1	44-34-0
Avg / Play	6.0	7.8
KICKOFFS-In EZ-TB	5-1-1	8-2-2
PUNTS No. and Avg.	6-39.5	4-43.3
Blocked	0	0
FGs - PATs Blocked	0-0	0-0
Net Punting Avg.	33.3	33.3
TOTAL RETURN YARDS	124	60
Punt Returns	1-0	5-37
Kickoff Returns	6-124	2-23
Interception Returns	0-0	1-0
PENALTIES No. and Yds.	5-33	9-75
FUMBLES No. and Lost	1-1	0-0
TOUCHDOWNS	4	5
Rushing	1	4
Passing	3	1
EXTRA POINTS	3-4	5-5
Kicking	2-2	5-5
FIELD GOALS	0-0	2-2
RED ZONE EFF	3-3-100%	5-7-71%
GOAL TO GO EFF	3-3-100%	3-4-75%
SAFETIES	0	0
FINAL SCORE	28	41
TIME OF POSS	21:40	38:20

LOS ANGELES CHARGERS

Rushing	No	Yds	Avg	Lg	TD
Gordon	9	15	1.7	8	1
Jackson	1	4	4.0	4	0

Passing	A	C	Yds	S-L	TD	Lg	IN	Rt
Rivers	51	25	331	2-15	3	43t	1	81.4

Receiving	No	Yds	Avg	Lg	TD
Ty. Williams	5	94	18.8	29	0
M. Williams	5	68	13.6	20	0
Gates	5	41	8.2	14	1
Jackson	3	22	7.3	20	0
Ekeler	3	19	6.3	9	0
Allen	2	75	37.5	43t	1
Gordon	1	11	11.0	11	0
Green	1	1	1.0	1t	1

INT	No	Yds	Avg	Lg	TD
None					

Punting	No	Yds	Avg	Net	TB	I20	Lg
Jones	6	237	39.5	33.3	0	1	43

Punt Ret	No	Yds	Avg	FC	Lg	TD
King	1	0	0.0	0	0	0

KO Ret	No	Yds	Avg	Lg	TD
King	5	107	21.4	28	0
Jackson	1	17	17.0	17	0

NEW ENGLAND

Rushing	No	Yds	Avg	Lg	TD
Michel	24	129	5.4	40	3
Burkhead	4	12	3.0	6t	1
Edelman	1	7	7.0	7	0
Develin	2	5	2.5	3	0
Patterson	1	3	3.0	3	0
Brady	2	-1	-0.5	0	0

Passing	A	C	Yds	S-L	TD	Lg	IN	Rt
Brady	44	34	343	0-0	1	35	0	106.5

Receiving	No	Yds	Avg	Lg	TD
White	15	97	6.5	25	0
Edelman	9	151	16.8	35	0
Dorsett	4	41	10.3	15t	1
Hogan	3	13	4.3	5	0
Gronkowski	1	25	25.0	25	0
Michel	1	9	9.0	9	0
Burkhead	1	7	7.0	7	0

INT	No	Yds	Avg	Lg	TD
Gilmore	1	0	0.0	0	0

Punting	No	Yds	Avg	Net	TB	I20	Lg
Allen	4	173	43.3	33.3	2	1	48

Punt Ret	No	Yds	Avg	FC	Lg	TD
Edelman	5	37	7.4	1	16	0

KO Ret	No	Yds	Avg	Lg	TD
Patterson	1	23	23.0	23	0
Develin	1	0	0.0	0	0

2022 AFC Wild Card Playoffs
Jacksonville Jaguars 31, Los Angeles Chargers 30
Saturday, Jan. 14, 2023 - TIAA Bank Field (Jacksonville, Fla.)

The Los Angeles Chargers lost to the Jacksonville Jaguars, 31-30, in Saturday's AFC Wild Card Round game from TIAA Bank Field. The Bolts forced five first-half turnovers, including four interceptions — three of which were picked by Asante Samuel Jr. With the defensive start, Los Angeles got out to a 20-point lead entering halftime. Jacksonville returned in the second half as quarterback Trevor Lawrence threw four touchdowns and ran for a two-point conversion before leading the Jaguars on a game-winning drive capped by kicker Riley Patterson's 36-yard field goal as time expired. The Chargers finished with 360 yards of total offense. Quarterback Justin Herbert went 25-of-43 for 273 yards and a touchdown and an interception. Running back Austin Ekeler ran in a pair of scores in the first quarter, while tight end Gerald Everett caught a touchdown and totaled 109 receiving yards on six catches.

Score by Quarters	Q1	Q2	Q3	Q4	Total
Los Angeles Chargers	17	10	3	0	30
Jacksonville Jaguars	0	7	13	11	31

Tm	Qtr	Time	Play Description (PAT & Drive)	LAC	JAX
LAC	1	13:33	Ekeler 13 yd. run (Dicker kick) (2-18, 0:40)	7	0
LAC	1	5:30	Dicker 22 yd. Field Goal (12-57, 4:32)	10	0
LAC	1	0:44	Ekeler 6 yd. run (Dicker kick) (3-16 1:18)	17	0
LAC	2	7:12	Everett 9 yd. pass from Herbert (Dicker kick) (11-62, 6:24)	24	0
LAC	2	4:25	Dicker 23 yd. Field Goal (4-1, 0:49)	27	0
JAX	2	0:24	Engram 9 yd. pass from Lawrence (Patterson kick) (7-47, 1:25)	27	7
JAX	3	5:11	M.Jones 6 yd. pass from Lawrence (Patterson kick) (14-89, 7:17)	27	14
LAC	3	2:58	Dicker 50 yd. Field Goal (7-45, 2:13)	30	14
JAX	3	0:44	Z.Jones 39 yd. pass from Lawrence (pass failed) (5-68, 2:14)	30	20
JAX	4	5:25	Kirk 9 yd. pass from Lawrence (Lawrence run) (9-70, 3:22)	30	28
JAX	4	0:00	Patterson 36 yd. Field Goal (10-61, 3:09)	30	31

Attendance — 70,250

Team Statistics	LAC	JAX
TOTAL FIRST DOWNS	18	24
Rushing	4	5
Passing	13	18
Penalty	1	1
3RD DOWN EFF	8-14-47%	2-10-20%
4TH DOWN EFF	0-0-0%	2-3-67%
TOTAL NET YARDS	320	390
Total Plays	69	70
Average / play	4.6	5.6
NET YARDS RUSHING	67	117
Total Plays	23	21
Average / play	2.9	5.6
TFLs - Yards Lost	3-6	1-2
NET YARDS PASSING	253	273
Sacked - Yards Lost	3-20	2-15
Gross yards	273	288
ATT-COMP-INT	43-25-0	47-28-4
Avg / Play	5.5	5.6
KICKOFFS-In EZ-TB	7-5-2	5-3-2
PUNTS No. and Avg.	5-40.6	3-41.3
Blocked	0	0
FGs - PATs Blocked	0-0	0-0
Net Punting Avg.	39.8	41.3
TOTAL RETURN YARDS	86	144
Punt Returns	0-0	2-4
Kickoff Returns	3-51	5-140
Interception Returns	4-35	0-0
PENALTIES No. and Yds.	7-42	3-30
FUMBLES No. and Lost	1-0	1-1
TOUCHDOWNS	3	4
Rushing	2	0
Passing	1	4
EXTRA POINTS	3-3	3-4
Kicking	3-3	2-2
Passing	0-0	0-1
Rushing	0-0	1-1
FIELD GOALS	3-4	1-1
RED ZONE EFF	3-5-60%	3-4-75%
GOAL TO GO EFF	2-4-50%	2-2-100%
SAFETIES	0	0
FINAL SCORE	30	31
TIME OF POSS	32:39	27:21

LOS ANGELES CHARGERS

Rushing	No	Yds	Avg	Lg	TD
Ekeler	13	35	2.7	13t	2
Kelley	7	20	2.9	5	0
Herbert	3	12	4.0	13	0

Passing	A	C	Yds	S-L	TD	Lg	IN	Rt
Herbert	43	25	273	3-30	1	25	0	84.7

Receiving	No	Yds	Avg	Lg	TD
Everett	6	109	18.2	25	1
Allen	6	61	10.2	23	0
Parham	4	23	5.8	12	0
Palmer	2	31	15.5	18	0
Carter	2	17	8.5	14	0
McKitty	2	16	8.0	11	0
Ekeler	2	8	4.0	4	0
Kelley	1	8	8.0	8	0

INT	No	Yds	Avg	Lg	TD
Samuel	3	20	6.7	16	0
Tranquill	1	15	15.0	15	0

Punting	No	Yds	Avg	Net	TB	I20	Lg
Scott	5	203	40.6	39.8	0	3	54

Punt Ret	No	Yds	Avg	FC	Lg	TD
Callahan	0	0	—	1	—	0

KO Ret	No	Yds	Avg	Lg	TD
Bandy	3	51	17.0	20	0

JACKSONVILLE

Rushing	No	Yds	Avg	Lg	TD
Etienne	20	109	5.5	25	0
Lawrence	1	8	8.0	8	0

Passing	A	C	Yds	S-L	TD	Lg	IN	Rt
Lawrence	47	28	288	2-15	4	39t	4	70.2

Receiving	No	Yds	Avg	Lg	TD
Kirk	8	78	9.8	17	1
Z.Jones	8	74	9.3	39t	1
Engram	7	93	13.3	24	1
M.Jones	3	29	9.7	12	1
Etienne	1	12	12.0	12	0
Agnew	1	2	2.0	2	0

INT	No	Yds	Avg	Lg	TD
None					

Punting	No	Yds	Avg	Net	TB	I20	Lg
Cooke	3	124	41.3	41.3	0	1	46

Punt Ret	No	Yds	Avg	FC	Lg	TD
Te.Campbell	1	4	4.0	0	4	0
Claybrooks	1	0	0.0	0	0	0
Agnew	0	0	—	1	—	0

KO Ret	No	Yds	Avg	Lg	TD
Agnew	4	134	33.5	52	0
Manhertz	1	6	6.0	6	0

2024 AFC Wild Card Playoffs
Houston Texans 32, Los Angeles Chargers 12
Saturday, Jan. 11, 2025 - NRG Stadium (Houston, Texas)

The Los Angeles Chargers lost to the Houston Texans, 32-12, in Saturday's AFC Wild Card Round game from NRG Stadium. The Bolts forced three turnovers on the day — a pair of fumbles recovered by safeties Derwin James Jr., and Tony Jeffeson, along with an interception by defensive back Deane Leonard. Rookie wide receiver Ladd Mcconkey turned in a historic performance, hauling in nine passes for 197 yards, the most receiving yards by a rookie in NFL postseason history. Quarterback C.J. Stroud threw for 282 yards and a touchdown, connecting with wide receiver Nico Collins for 122 yards on seven catches. Houston running back Joe Mixon ran for 106 yards and the Texans defense recorded four interceptions on the day.

Score by Quarters	Q1	Q2	Q3	Q4	Total
Los Angeles Chargers	6	0	0	6	12
Houston Texans	0	10	10	12	32

Tm	Qtr	Time	Play Description (PAT & Drive)	LAC	HOU
LAC	1	9:37	Dicker 35 yd. Field Goal (10-57, 5:23)	3	0
LAC	1	6:35	Dicker 39 yd. Field Goal (6-12, 2:53)	6	0
HOU	2	0:58	Collins 13 yd. pass from Stroud (Fairbairn kick) (13-99, 5:17)	6	7
HOU	2	0:03	Fairbairn 41 yd. Field Goal (5-45, 0:24)	6	10
HOU	3	4:48	Fairbairn 37 yd. Field Goal (10-46 5:22)	6	13
HOU	3	0:13	Murray 38 yd. interception return (Fairbairn kick)	6	20
HOU	4	12:00	Fairbairn 30 yd. Field Goal (4-1, 1:44)	6	23
LAC	4	10:38	McConkey 86 yd. pass from Herbert (3-70, 1:22)	12	23
HOU	4	10:38	Ross defensive two point conversion	12	25
HOU	4	3:42	Mixon 17 yd. run (Fairbairn kick) (14-74, 6:56)	12	32

Attendance — 71,408

Team Statistics	LAC	HOU
TOTAL FIRST DOWNS	15	20
Rushing	4	8
Passing	9	12
Penalty	2	0
3RD DOWN EFF	3-11-27%	5-14-36%
4TH DOWN EFF	0-1-0%	2-2-100%
TOTAL NET YARDS	261	429
Total Plays	54	70
Average / play	4.8	6.1
NET YARDS RUSHING	50	168
Total Plays	18	34
Average / play	2.8	4.9
TFLs - Yards Lost	2-5	4-9
NET YARDS PASSING	211	261
Sacked - Yards Lost	4-31	3-21
Gross yards	242	282
ATT-COMP-INT	32-14-4	33-22-1
Avg / Play	5.9	7.3
KICKOFFS-In EZ-TB	4-4-3	7-6-4
PUNTS No. and Avg.	5-44.2	4-45.8
Blocked	0	0
FGs - PATs Blocked	0-1	0-0
Net Punting Avg.	42.2	40.8
TOTAL RETURN YARDS	76	146
Punt Returns	0-0	1-10
Kickoff Returns	3-76	1-28
Interception Returns	1-0	4-108
PENALTIES No. and Yds.	2-10	8-86
FUMBLES No. and Lost	1-0	3-2
TOUCHDOWNS	1	3
Rushing	0	1
Passing	1	1
Interceptions	0	1
EXTRA POINTS	0-1	3-3
Kicking	0-1	3-3
Passing	0-0	0-0
Rushing	0-0	0-0
FIELD GOALS	2-2	3-3
RED ZONE EFF	0-1-0%	2-4-50%
GOAL TO GO EFF	0-0-0%	0-0-0%
SAFETIES	0	0
FINAL SCORE	12	32
TIME OF POSS	25:35	34:25

LOS ANGELES CHARGERS

Rushing	No	Yds	Avg	Lg	TD
Dobbins	9	26	2.9	8	0
Edwards	7	22	3.1	8	0
Haskins	1	5	5.0	5	0
Davis	1	-3	-3.0	-3	0

Passing	A	C	Yds	S-L	TD	Lg	IN	Rt
Herbert	32	14	242	4-31	1	86t	4	40.9

Receiving	No	Yds	Avg	Lg	TD
McConkey	9	197	21.9	86t	1
Dissly	2	16	8.0	9	0
Fisk	1	15	15.0	15	0
Chark	1	10	10.0	10	0
Davis	1	4	4.0	4	0

INT	No	Yds	Avg	Lg	TD
Leonard	1	0	0.0	0	0

Punting	No	Yds	Avg	Net	TB	I20	Lg
Scott	5	221	44.2	42.2	0	2	55

Punt Ret	No	Yds	Avg	FC	Lg	TD
Davis	0	0	—	2	—	0

KO Ret	No	Yds	Avg	Lg	TD
Davis	3	76	25.3	28	0

HOUSTON

Rushing	No	Yds	Avg	Lg	TD
Mixon	25	106	4.2	17t	1
Stroud	6	42	7.0	27	0
Pierce	2	15	7.5	13	0
Ogunbowale	1	5	5.0	5	0

Passing	A	C	Yds	S-L	TD	Lg	IN	Rt
Stroud	33	22	282	3-21	1	41	1	90.7

Receiving	No	Yds	Avg	Lg	TD
Collins	7	122	17.4	41	1
Metchie	4	28	7.0	10	0
Stover	4	28	7.0	11	0
Schultz	2	23	11.5	14	0
Woods	2	22	11.0	13	0
Hutchinson	1	34	34.0	34	0
Mixon	1	13	13.0	13	0
Johnson	1	12	12.0	12	0

INT	No	Yds	Avg	Lg	TD
Stingley	2	70	35.0	54	0
Murray	1	38	38.0	38t	1
Lassiter	1	0	0.0	0	0

Punting	No	Yds	Avg	Net	TB	I20	Lg
Townsend	4	183	45.8	40.8	1	1	67

Punt Ret	No	Yds	Avg	FC	Lg	TD
Woods	1	10	10.0	2	10	0

KO Ret	No	Yds	Avg	Lg	TD
Hutchinson	1	28	28.0	28	0

CHARGERS HONORED NUMBERS

14

DAN FOUTS

1988 JERSEY HONORED
1993 CHARGERS HOF
1993 PRO FOOTBALL HOF

19

LANCE ALWORTH

2005 JERSEY HONORED
1977 CHARGERS HOF
1978 PRO FOOTBALL HOF

55

JUNIOR SEAU

2012 JERSEY HONORED
2011 CHARGERS HOF
2015 PRO FOOTBALL HOF

21

LaDAINIAN TOMLINSON

2015 JERSEY HONORED
2015 CHARGERS HOF
2017 PRO FOOTBALL HOF

80

KELLEN WINSLOW

2023 JERSEY HONORED
1995 CHARGERS HOF
1995 PRO FOOTBALL HOF

18

CHARLIE JOINER

2023 JERSEY HONORED
1993 CHARGERS HOF
1996 PRO FOOTBALL HOF

CHARGERS IN THE HALL OF FAME

LANCE ALWORTH

WIDE RECEIVER: Chargers (1962-70), Cowboys (1971-72)
YEAR INDUCTED: 1978
In 11 pro seasons, he caught 542 passes for 10,266 yards, an 18.94-yard average and 85 touchdowns ... During his nine seasons with the Chargers, averaged more than 50 catches and 1,000 yards per season ... Was named All-AFL seven straight years from 1963 to 1969 and played in the league's last seven All-Star games ... Caught a pass in 105 straight games.

RON MIX

TACKLE: Chargers (1960-69), Raiders (1971)
YEAR INDUCTED: 1979
During his 10 years with the Chargers he was assessed for only two holding penalties ... Was an All-AFL selection eight times as a tackle and once as a guard, and played in eight AFL All-Star games and five of the first six AFL title games ... Unanimously chosen for the AFL's all-time team in 1969.

SID GILLMAN

COACH: Rams (1955-59), Chargers (960-69, '71), Oilers (1973-74)
YEAR INDUCTED: 1983
Coached for 18 seasons with a career record of 123-104-7 ... Chargers won divisional crowns five of the league's first six seasons and the AFL title in 1963 ... Became the foremost authority on forward passing offense ... Was the first coach to produce divisional champions in both the National and American Football Leagues.



DAN FOUTS

QUARTERBACK: Chargers (1973-87)
YEAR INDUCTED: 1993
In 15 seasons, completed 3,297 passes for 43,040 yards and 254 touchdowns and an 80.2-point rating ... At retirement, was one of only three quarterbacks to pass for more than 40,000 yards ... Led the NFL in passing yardage four straight years from 1979 to 1982, and became the first player in history to throw for 4,000 yards in three consecutive seasons ... 1982 NFL MVP ... Six-time Pro Bowler ... All-Pro 1979, 1982 and 1985.



KELLEN WINSLOW

TIGHT END: Chargers (1979-87)
YEAR INDUCTED: 1995
Amassed 541 receptions for 6,741 yards and 45 touchdowns in just nine National Football League seasons ... In 1984, set a personal record with 15 receptions in a game against the Green Bay Packers ... At time of his retirement, Winslow ranked fifth among active receivers and 14th among all NFL pass-catchers ... A consensus All-Pro in 1980-82.

CHARGERS IN THE HALL OF FAME

CHARLIE JOINER

WIDE RECEIVER: Oilers (1969-72), Bengals (1972-75), Chargers (1976-86)
YEAR INDUCTED: 1996
Averaged 16.2 yards per catch and accounted for 12,146 yards and 65 touchdowns on his receptions in 18 seasons ... Ranked sixth in career reception yardage ... During his 11 years in San Diego, caught 50-plus passes seven times and had 70-plus receptions three seasons ... An All-NFL pick in 1980 and a Pro Bowl choice three times.



FRED DEAN

DEFENSIVE END: Chargers (1975-81), 49ers (1981-85)
YEAR INDUCTED: 2008
Was named to four Pro Bowls (1980-1982, 1984) and selected All-Pro twice (1980-1981) ... The sack did not become an official NFL statistic until 1982, had it been an official stat for his entire career, his sack total would stand near 100 ... Set a then NFL record six sacks in one game ... Played on five division winners ... Played in three NFC championship games and in two of San Francisco's Super Bowl victories ... Earned all-conference honors four times — twice with the Chargers and twice with the 49ers.

JUNIOR SEAU

LINEBACKER: Chargers (1990-02), Dolphins (2003-05), Patriots (2007-09)
YEAR INDUCTED: 2015
Played 268 career games ... Recorded 10 or more tackles in a regular season game 64 times amassed 56.5 career sacks and intercepted 18 passes ... Also recovered a fumble for a touchdown and had two pass receptions during his career ... NFL Defensive Player of the Year in 1992 by UPI and Football Digest ... Also named to the NFL's All-Decade Team of the 1990s.

LADAINIAN TOMLINSON

RUNNING BACK: Chargers (2001-09), Jets (2010-11)
YEAR INDUCTED: 2017
All-Pro four straight seasons (2004-07) ... Voted to five Pro Bowls over six-season span ... Rushed for 13,684 career yards on 3,174 carries and scored 145 rushing touchdowns ... Added 4,772 yards on 624 catches and 17 TD receptions ... Named to NFL's All-Decade Team of 2000 ... Captured back-to-back rushing titles, 2006-07 ... Named NFL's 2006 Most Valuable Player.

BOBBY BEATHARD

EXECUTIVE: Chiefs (1966-67), Falcons (1968-71), Dolphins (1972-77), Redskins (1978-88), Chargers (1990-99)
YEAR INDUCTED: 2018
His teams won 10 division titles, seven league/conference championships and four Super Bowls – Super Bowls VII and VIII with Miami and Super Bowls XVII and XXII with Washington ... Was hired as general manager of the Chargers in 1990 ... In just his third season in San Diego, the organization won its first AFC Western Division championship in more than a decade and by 1994, the team made its first Super Bowl appearance.

CHARGERS IN THE HALL OF FAME

DON CORYELL

COACH: Cardinals (1973-77), Chargers (1978-86)
YEAR INDUCTED: 2023

NFL Head Coach for 14 seasons with a career record of 114-89-1 ... Chargers won divisional crowns three of his first four seasons at the helm for the Bolts ... Led Chargers to four consecutive playoff appearances, including back-to-back AFC Championship Games ... Architect of the modern passing offense ... Coached four Chargers to be named to the Pro Football Hall of Fame.

ANTONIO GATES

TIGHT END: Chargers (2003-18)
YEAR INDUCTED: 2025

Named to Pro Bowl eight times ... Selected to five *Associated Press* All-Pro Teams, including three first-team selections ... Owns all-time tight ends records in touchdown catches (116) and multi-touchdown games (21) ... Chargers all-time leader in career receptions (955), receiving yards (11,841) and touchdown catches (116) ... Played in 220 career games ... Member of NFL's All-Decade Team (2000-09) and Chargers 50th Anniversary All-Time Team.

NFL HONORS

KEY:
HOF — Pro Football Hall of Fame
AFL — Official All-AFL Team
AP — The Associated Press
PFWA^ — Professional Football Writers of America
CPFN — College and Pro Football Newsweekly
ESPN — ESPN/ESPN.com/ESPY Awards
FD — Football Digest
FN — Football News
KC — Kansas City Committee of 101
MFC — Maxwell Football Club
NEA — Newspaper Enterprise Association
NFLPA — NFL Player's Association
PFF — Pro Football Focus
PFJ — Pro Football Journal
PFT — ProFootballTalk.com
PFW^ — Pro Football Weekly
SI — Sports Illustrated/SI.com/MMQB
SN — Sporting News
UPI — United Press International
USA — USA Today/USA Today Sports Weekly
^Awards from 1992-2012 were in conjunction between the organizations

PRO FOOTBALL HALL OF FAME
1978 — FL/WR Lance Alworth, 1962-70
1979 — T Ron Mix, 1960-69
1983 — Head Coach Sid Gillman, 1960-69, '71
1993 — QB Dan Fouts, 1973-1987
1995 — TE Kellen Winslow, 1979-1987
1996 — WR Charlie Joiner, 1976-1986
2008 — DE Fred Dean, 1975-81
2015 — LB Junior Seau, 1990-2002
2017 — RB LaDainian Tomlinson, 2001-09
2018 — GM Bobby Beathard, 1990-99
2023 — Head Coach Don Coryell, 1978-86
2025 — TE Antonio Gates, 2003-18

AFL MOST VALUABLE PLAYER
1963 — FL/WR Lance Alworth (UPI)
QB Tobin Rote (AP)
1965 — FL/WR Lance Alworth (PFWA)
RB Paul Lowe (SN)

AFL COMEBACK PLAYER OF THE YEAR
1963 — RB Paul Lowe (AP)
1965 — RB Paul Lowe (AP)

AFL ROOKIE OF THE YEAR
1961 — DE Earl Faison (AP, SN, UPI)

AFL OFFENSIVE ROOKIE OF THE YEAR
1967 — RB Dickie Post (AP)

NFL EXECUTIVE OF YEAR
1979 — General Manager John Sanders (SN)
2004 — General Manager A.J. Smith (PFWA)

NFL COACH OF YEAR
1992 — Head Coach Bobby Ross (PFWA, MFC, FD, FN)
1994 — Head Coach Bobby Ross (SI)
2004 — Head Coach Marty Schottenheimer (AP, PFWA, MFC)
2009 — Head Coach Norv Turner (USA)

NFL ASSISTANT COACH OF YEAR
2013 — Offensive Coordinator Ken Whisenhunt (PFWA)

NFL MOST VALUABLE PLAYER
1982 — QB Dan Fouts (PFWA, CPFN, NEA)
2006 — RB LaDainian Tomlinson (AP, PFWA, NEA)
2009 — QB Philip Rivers (PFF)

NFL PLAYER OF YEAR
1979 — QB Dan Fouts (FD)
2006 — RB LaDainian Tomlinson (MFC, SI, SN)

NFL OFFENSIVE PLAYER OF YEAR
1982 — QB Dan Fouts (AP, PFW)
2006 — RB LaDainian Tomlinson (AP, PFWA)

NFL DEFENSIVE PLAYER OF YEAR
1992 — LB Junior Seau (FD, FN, NEA)
1998 — LB Junior Seau (FD)

NFL COMEBACK PLAYER OF YEAR
2004 — QB Drew Brees (AP, FD)
2013 — QB Philip Rivers (AP, PFWA, SI)
2017 — WR Keenan Allen (AP, PFWA, PFT, SN)
2024 — RB J.K. Dobbins (PFJ, SI)

NFL MOST UNDERRATED PLAYER OF THE YEAR
2003 — RB LaDainian Tomlinson (FD)

NFL MOST IMPROVED PLAYER
2004 — QB Drew Brees (PFWA, FD)

NFL ROOKIE OF YEAR
1974 — RB Don Woods (FN, NEA, PFW)
2005 — LB Shawne Merriman (SN)
2013 — WR Keenan Allen (SN)
2020 — QB Justin Herbert (PFWA)

NFL OFFENSIVE ROOKIE OF YEAR
1974 — RB Don Woods (AP, FD, FN, PFW)
2013 — WR Keenan Allen (PFWA, ESPN, SI)
2020 — QB Justin Herbert (AP, PFWA, PFT, PFJ, SI)

NFL DEFENSIVE ROOKIE OF YEAR
1986 — DE Leslie O'Neal (AP, FD, PFW)
2005 — LB Shawne Merriman (AP, PFWA, USA)
2016 — DE Joey Bosa (AP, PFWA, ESPN, PFT, PFJ, SI)
2018 — S Derwin James (PFF, SI)

NFL SPECIAL TEAMS ROOKIE OF YEAR
2018 — K Michael Badgley (PFT)

WALTER PAYTON NFL MAN OF YEAR
Known as 'NFL Man of the Year' prior to 1999
1971 — QB John Hadl
1983 — P/K Rolf Benirschke
1994 — LB Junior Seau
2006 — RB LaDainian Tomlinson

SALUTE TO SERVICE AWARD
2019 — Legend LB Donnie Edwards

BART STARR AWARD
For Athletes in Action — Year is year presented
1993 — CB Gill Byrd
2008 — RB LaDainian Tomlinson

GEORGE HALAS AWARD FOR COURAGE
Awarded by PFWA — Year is year presented
1981 — P/K Rolf Benirschke (PFWA)

GOOD GUY AWARD
Awarded by PFWA — Year is year presented
2007 — RB LaDainian Tomlinson

HORRIGAN AWARD
Awarded by PFWA — Year is year presented
1977 — Director of Public Relations Jerry Wynn

AFC COACH OF YEAR
1979 — Don Coryell (PFWA, KC)
1992 — Head Coach Bobby Ross (FN, KC, UPI)
2004 — Head Coach Marty Schottenheimer (KC)

AFC PLAYER OF YEAR
1979 — QB Dan Fouts (SN, UPI)
1982 — QB Dan Fouts (UPI)

AFC OFFENSIVE PLAYER OF YEAR
1979 — QB Dan Fouts (KC)
2006 — RB LaDainian Tomlinson (KC)

AFC DEFENSIVE PLAYER OF YEAR
1992 — LB Junior Seau (UPI)
1998 — LB Junior Seau (KC)

AFC ROOKIE OF YEAR
1974 — RB Don Woods (SN, UPI)
1986 — DE Leslie O'Neal (UPI)

ALL-AFL SELECTIONS
**second-team selection*

1960 —
DT Dick Chorovich (UPI*)
TE Howard Clark (AFL*)
CB Dick Harris (AFL, AP)
QB Jack Kemp (AFL, AP, UPI)
RB Paul Lowe (AFL, AP, UPI)
LB Paul Maguire (AFL*, UPI)
T Ron Mix (AFL, AP, UPI)
DE Ron Nery (UPI*)
T Ernie Wright (AFL*, UPI*)
DT Volney Peters (AFL)

1961 —
LB Chuck Allen (AFL)
DE Earl Faison (AFL, AP, SN, UPI)
CB Claude Gibson (UPI*)
CB Dick Harris (AFL, AP, SN, UPI)
DT Bill Hudson (UPI*)
QB Jack Kemp (AFL*, UPI*)
TE Dave Kocourek (AFL*, UPI*)
DT Ernie Ladd (AFL*, AP, SN, UPI)
RB Paul Lowe (AFL*, UPI*)
S Charlie McNeil (AFL, AP, SN, UPI)
T Ron Mix (AFL, AP, UPI)
DE Ron Nery (AP, SN, UPI*)
C Don Rogers (UPI*)

1962 —
LB Chuck Allen (AP*)
DE Earl Faison (UPI*)
CB Dick Harris (AP*, UPI*)
TE Dave Kocourek (AFL, AP*, UPI)
T Ron Mix^ (AFL, AP, UPI)
^Selected as guard for all teams

1963 —
FL/WR Lance Alworth (AFL, AP^, NEA^, UPI)
^Unanimous selection
S George Blair (AP*, UPI*)
DE Earl Faison (AFL, AP, NEA*, UPI)
CB Dick Harris (AP*)
LB Emil Karas (NEA^*)
^Selected as outside linebacker
TE Dave Kocourek (AP*, NEA, UPI*)
DT Ernie Ladd (NEA*)
RB Keith Lincoln (AFL^, AP^, NEA, UPI)
^Selected as fullback
RB Paul Lowe (AP*, NEA*, UPI*)
T Ron Mix (AFL, AP, NEA^, UPI)
^Unanimous selection
C Don Rogers (AP*, NEA*)
QB Tobin Rote (AFL, AP, NEA, UPI)
CB Dick Westmoreland (AP*, NEA, UPI*)

1964 —
LB Chuck Allen (UPI*)
LB Frank Buncom (AP*^, NEA*^, UPI*^)
^Selected as outside linebacker
FL/WR Lance Alworth (AFL, AP, NEA, UPI)
DE Earl Faison (AFL, AP, NEA, UPI)
TE Dave Kocourek (AP*, NEA*, UPI*)
DT Ernie Ladd (AP, NEA, UPI)
RB Keith Lincoln (AFL, AP, NEA, UPI)
T Ron Mix (AFL, AP, NEA, UPI)
CB Dick Westmoreland (AP*, NEA, UPI*)

1965 —
FL/WR Lance Alworth (AFL, AP^, NEA^, UPI^)
^Unanimous selection
LB Frank Buncom (AP*^, NEA*^)
^Selected as outside linebacker
CB Leslie "Speedy" Duncan (AP*, NEA)
DE Earl Faison (AFL, AP, NEA, UPI)
S Kenny Graham (AP*, NEA*, UPI*)
QB John Hadl (AP*, UPI*)
TE Dave Kocourek (AP*)
DT Ernie Ladd (AFL, AP, NEA, UPI)
RB Paul Lowe (AFL, AP, NEA, UPI)
T Ron Mix (AP, NEA, UPI)
G Walt Sweeney (AP*)

1966 —
FL/WR Lance Alworth (AFL, AP, NEA, UPI)
CB Leslie "Speedy" Duncan (AP*, UPI*)
S Kenny Graham (AP, NEA, UPI)
QB John Hadl (UPI*)
T Ron Mix (AP, NEA, UPI)

1967 — FL/WR Lance Alworth
(AP, FN, NEA, SN, UPI)
LB Frank Buncom (UPI*^)
^Selected as outside linebacker
CB Leslie "Speedy" Duncan
(AP*, NEA*, SN*)
TE Willie Frazier (FN, NEA*, SN)
S Kenny Graham (NEA*, SN, UPI*)
T Ron Mix (AP, NEA, SN*, UPI)
RB Dickie Post (NEA*)
G Walt Sweeney (AP, NEA, SN*, UPI)

1968 — FL/WR Lance Alworth
(AP, FN, NEA, PFW, SN, UPI)
WR Gary Garrison (FN*, SN*)
S Kenny Graham
(AP*, FN, NEA*, SN, UPI*)
QB John Hadl (SN*)
TE Jacque MacKinnon (FN*, NEA*, SN*)
T Ron Mix (AP, FN, NEA, PFW, SN, UPI)
RB Dickie Post (AP*, NEA*, SN*, UPI*)
G Walt Sweeney
(AP, FN, NEA, PFW, SN, UPI)

1969 — FL/WR Lance Alworth^
(AP*, NEA, PFW, SN, UPI)
^Selected as wide receiver for all teams
LB Pete Barnes (AP*^)
^Selected as outside linebacker
DE Steve DeLong (NEA*)
S Kenny Graham (AP*, PFW*, SN*, UPI*)
K Dennis Partee (SN^)
^Selected as punter
RB Dickie Post (AP*, PFW*, SN*, UPI*)
G Walt Sweeney (AP*, NEA, PFW, UPI)

ALL-PRO SECLECTIONS (1967-69)

Selected from NFL and AFL teams
**second-team selection*

1967 — FL/WR Lance Alworth (NEA)
T Ron Mix (NEA)

1968 — FL/WR Lance Alworth (PFWA, PFW)
T Ron Mix (PFWA*, PFW)
G Walt Sweeney (PFW)

1969 — FL/WR Lance Alworth^
(HOF, PFWA, NEA, PFW)
^Selected as wide receiver for all teams
G Walt Sweeney (NEA, PFW)

ALL-NFL FIRST-TEAM SELECTIONS

1970 — G Walt Sweeney (FN, NEA)

1977 — DT Louie Kelcher (NEA)

1978 — DT Louie Kelcher
(AP, PFWA, CFPN, NEA, PFW)
T Russ Washington (NEA)

1979 — QB Dan Fouts
(AP, PFWA, CPFN, NEA, PFW)
WR John Jefferson
(AP, PFWA, CPFN, FD, NEA, PFW)
DT Wilbur Young (SI)

1980 — DE Fred Dean (AP, CPFN, FD, PFW)
WR John Jefferson (AP, PFWA,
CPFN, FD, PFW, NEA, SI, SN^)
^Unanimous selection
DT Gary Johnson
(AP, PFWA, FD, NEA, PFW, SN)
WR Charlie Joiner (AP)
DT Louie Kelcher (SI)
TE Kellen Winslow (AP, PFWA,
CPFN, FD, PFW, NEA, SI, SN)

1981 — DT Gary Johnson (AP, PFWA, CPFN)
G Doug Wilkerson (SI)
TE Kellen Winslow (AP, PFWA,
CPFN, NEA, PFW^, SI, SN)
^Unanimous selection

1982 — WR Wes Chandler (AP, PFWA,
CPFN, FD, NEA, PFW, SI)
QB Dan Fouts
(AP, PFWA, CPFN, NEA, PFW, SI)
S Tim Fox (SI^)
^Selected as free safety
G Doug Wilkerson
(AP, PFWA, FD, NEA, PFW, SI)
TE Kellen Winslow (AP, PFWA,
CPFN, FD, NEA, PFW, SI)

1983 — G Ed White (SI)

1985 — QB Dan Fouts (NEA, SI, USA)
RB Lionel James (CPFN^)
^Selected as returner

1986 — RB Gary Anderson (SI^)
^Selected as running back/wide receiver

1989 — CB Gill Byrd (SI, SN)
DE Leslie O'Neal (SI^)
^Selected as outside linebacker
DE Lee Williams (SN)

1990 — RB Marion Butts (FD)
CB Gill Byrd (FD)

1991 — LB Junior Seau (NEA, USA)

1992 — RB Ronnie Harmon (SI^, USA^^)
^Selected as receiver back
^^Selected as third-down specialist
LB Junior Seau (AP, PFWA, CPFN,
FD, NEA, SN, USA)

1993 — DE Leslie O'Neal (SI)
LB Junior Seau
(AP, PFWA, FD, SI^, SN)
^Selected as combination ILB/OLB

1994 — K John Carney (AP, CPFN, SN, USA)
DE Leslie O'Neal (FD)
TE Alfred Pupunu (SI^)
^Selected as fullback/u-back
LB Junior Seau
(AP, PFWA, CPFN, FD, SN)

1995 — P Darren Bennett
(AP, PFWA, CPFN, FD, SN)
CB Dwayne Harper (SI)
LB Junior Seau (PFWA, FD, SN, USA)

1996 — LB Junior Seau (AP, SN)

1997 — WR/KR Eric Metcalf (AP^, CPFN^^, FD^)
^Selected as returner
^^Selected as punt returner

1998 — S Rodney Harrison
(AP, PFWA, FD, SI^, SN)
^Selected as strong safety
LB Junior Seau (AP, PFWA, FD, SN)

1999 — P Darren Bennett (SI)
LB Junior Seau (SI)

2000 — P Darren Bennett (PFWA, FD, SI)
LB Junior Seau (AP, PFWA, FD, SI, SN)

2001 — S Rodney Harrison (SN)
RB/KR Ronney Jenkins (CPFN^)
^Selected as kick returner

2002 — LB Donnie Edwards (FD, SI)

2003 — RB LaDainian Tomlinson (SI)

2004 — LB Donnie Edwards (CPFN, FD, SI)
G Toniu Fonoti (SI)
TE Antonio Gates
(AP, PFWA, ESPN, FD, SI, SN)
P Mike Scifres (SI)
RB LaDainian Tomlinson (AP, CPFN)
DT Jamal Williams (ESPN)

2005 — TE Antonio Gates
(AP^, PFWA, ESPN, SI, SN)
^Unanimous selection
G Mike Goff (SI)
LB Shawne Merriman (SI^, SN)
^Selected as outside linebacker
RB LaDainian Tomlinson (SN)
DT Jamal Williams (AP, ESPN, SI, SN)

2006 — G Kris Dielman (ESPN)
TE Antonio Gates
(AP, PFWA, ESPN, SI, SN, USA)
G Mike Goff (SI)
LB Shawne Merriman
(AP, PFWA, ESPN, SI, SN, USA)
FB Lorenzo Neal (AP, ESPN, USA)
RB LaDainian Tomlinson
(AP^, PFWA, ESPN, SI, SN, USA)
^Unanimous selection
DT Jamal Williams
(AP, PFWA, SN, USA^)
^Selected as nose tackle

2007 — CB Antonio Cromartie (AP, PFWA, USA)
LB Shawne Merriman (USA)
FB Lorenzo Neal (AP)
WR Kassim Osgood (PFWA^)
^Selected as special teamer
RB LaDainian Tomlinson
(AP^, PFWA, SN, USA)
^Unanimous selection

2009 — TE Antonio Gates (SI)
WR Vincent Jackson (PFF, SI)
K Nate Kaeding (AP, PFWA)
WR Kassim Osgood (PFWA^)
^Selected as special teamer
QB Philip Rivers (PFF)

2011 — S Eric Weddle
(AP, PFWA, PFF^, PFJ^, SI^, SN)
^Selected as free safety

2012 — S Eric Weddle (PFWA, ESPN, PFF^)
^Selected as strong safety

2013 — S Eric Weddle (SI)
RB Danny Woodhead (PFJ^)
^Selected as third-down back

2014 — S Eric Weddle
(AP, PFWA, ESPN, PFF, SN)
OLB Tourek Williams (PFF^)
^Selected as special teamer

2015 — RB Danny Woodhead (PFJ^)
^Selected as third-down back

2017 — CB Casey Hayward (PFF, PFJ)

2018 — S Derwin James (AP, PFWA, PFJ)
CB Desmond King II (AP^, PFF^^)
^Selected as defensive back
^^Selected as flex defensive player
S Adrian Phillips (AP^, PFWA^)
^Selected as special teamer

2019 — DE Joey Bosa (SN)

2020 — DE Joey Bosa (SN)

2021 — S Derwin James Jr. (SN)

2022 — S Derwin James Jr. (NFLPA, SN)

2023 — WR Derius Davis (NFLPA^, PFJ^, SN^)
^Selected as punt returner

2024 — S Derwin James Jr. (SI^)
^Selected as defensive back

ALL-NFL SECOND-TEAM SELECTIONS

1971 — G Walt Sweeney (NEA)

1972 — DE Deacon Jones (NEA)
G Walt Sweeney (FN)

1974 — G Walt Sweeney (NEA)

1976 — WR Charlie Joiner (NEA)

1977 — DT Louie Kelcher (AP)

1978 — WR John Jefferson (AP, NEA)

1979 — T Russ Washington (AP, NEA)
G Ed White (AP)
G Doug Wilkerson (NEA)

1980 — P/K Rolf Benirschke (AP^)
^Selected as kicker only
QB Dan Fouts (AP)
DT Louie Kelcher (AP)
G Doug Wilkerson (NEA)

1981 — DT Louie Kelcher (AP)

1982 — P/K Rolf Benirschke (FD^)
^Selected as kicker only
QB Dan Fouts (FD)
S Tim Fox (AP^)
^Selected as free safety
DT Gary Johnson (AP)
T Russ Washington (AP)

1983 — TE Kellen Winslow (CPFN)

1985 — WR Wes Chandler (CPFN)
QB Dan Fouts (AP, CPFN, FD)

1987 — T Jim Lachey (AP, FD)
P/K Ralf Mojsiejenko (AP^, FD^, NEA^)
^Selected as punter only
TE Kellen Winslow (AP, FD)

1989 — WR Anthony Miller (CPFN^)
^Selected as kick returner
DE Leslie O'Neal (CPFN)
LB Billy Ray Smith (NEA)
DE Lee Williams (AP, CPFN)

1990 — RB Marion Butts (AP, CPFN, NEA)
CB Gill Byrd (NEA)
K John Carney (NEA)
DE Leslie O'Neal (NEA^)
^Selected as outside linebacker

1991 — LB Junior Seau (CPFN)

1992 — CB Gill Byrd (AP, CPFN)
WR Anthony Miller (CPFN)
DE Leslie O'Neal (CPFN, NEA)
G David Richards (NEA)

1993 — LB Junior Seau (CPFN)

1994 — K John Carney (FD)
DE Leslie O'Neal (AP, CPFN)

1995 — CB Dwayne Harper (FD)
LB Junior Seau (AP, CPFN)

1996 — P Darren Bennett (AP)
WR Tony Martin (AP, FD)
LB Junior Seau (FD)

1997 — LB Junior Seau (AP)

1999 — LB Junior Seau (AP, CPFN)

2001 — RB/KR Ronney Jenkins (FD^)
^Selected as kick returner
DE Marcellus Wiley (AP, CPFN)

2002 — LB Donnie Edwards (AP)
RB LaDainian Tomlinson (AP, FD)

2003 — RB LaDainian Tomlinson (AP, FD)

2004 — QB Drew Brees (CPFN, FD, PFW)
LB Donnie Edwards (AP)
TE Antonio Gates (CPFN)
G Mike Goff (FD)
DT Jamal Williams (AP, FD)

2005 — FB Lorenzo Neal (AP)
RB LaDainian Tomlinson (AP)

2006 — K Nate Kaeding (AP)

2007 — LB Shawne Merriman (AP)

2008 — G Kris Dielman (AP)

2009 — G Kris Dielman (AP)
TE Antonio Gates (AP)
K Nate Kaeding (SN)

2010 — DT Antonio Garay (PFF)
TE Antonio Gates (AP)
S Eric Weddle (AP, PFF)
2012 — S Eric Weddle (AP)
2013 — QB Philip Rivers (PFF)
S Eric Weddle (AP, PFJ*^)
^Selected as free safety
2016 — CB Casey Hayward (AP, PFF, PFJ)
2017 — WR Keenan Allen (PFF, PFJ)
TE Hunter Henry (PFF)
CB Casey Hayward (AP)
CB Desmond King (PFJ^)
^Selected as fifth defensive back
2018 — WR Keenan Allen (PFF)
S Derwin James (AP^, PFF, PFJ)
^Selected as defensive back
CB Desmond King II (AP^, PFJ^^)
^Selected as punt returner
^^Selected as fifth defensive back
2019 — DE Joey Bosa (PFF^, PFJ^)
^Selected as edge
^^Selected as 40 edge
RB Austin Ekeler (PFF^)
^Selected as flex offensive player
CB Casey Hayward Jr. (PFF)
2021 — RB Austin Ekeler (PFJ)
C Corey Linsley (AP, PFF)
WR Andre Roberts (AP^, PFJ)
^Selected as kick returner
T Rashawn Slater (AP)
LB Kyzir White (PFJ)
2022 — S Derwin James Jr. (AP, PFJ)
2023 — WR Derius Davis (AP^)
^Selected as punt returner
2024 — S Derwin James Jr. (AP^)
^Selected as slot cornerback
T Rashawn Slater (PFF*^, PFJ^)
^Selected as left tackle

ALL-AFC SELECTIONS

**second-team selection*

1970 — WR Gary Garrison (UPI*)
G Walt Sweeney (AP, PFW, UPI*)
1971 — WR Gary Garrison (UPI*)
G Walt Sweeney (AP, UPI)
1972 — DE Deacon Jones (UPI*)
1973 — G Walt Sweeney (SN, UPI*)
1974 — T Russ Washington (AP, SN, UPI*)
1976 — WR Charlie Joiner (UPI*)
1977 — DT Louie Kelcher (PFW, SN, UPI)
T Russ Washington (UPI*)
1978 — WR John Jefferson (UPI*)
DT Louie Kelcher (PFW, SN, UPI)
1979 — DE Fred Dean (AP, PFW, SN, UPI)
QB Dan Fouts (AP, PFW, SN, UPI)
WR John Jefferson (AP, PFW, SN, UPI)
T Russ Washington (UPI*)
G Ed White (UPI*)
DT Wilbur Young (UPI)
1980 — Fred Dean (PFW, UPI*)
QB Dan Fouts (UPI*)
WR John Jefferson (PFW, UPI^)
^Unanimous selection
DT Gary Johnson (PFW, UPI)
WR Charlie Joiner (UPI*)
DT Louie Kelcher (PFW, UPI*)
LB Woodrow Lowe (UPI*)
G Doug Wilkerson (UPI*)
TE Kellen Winslow (PFW, UPI)
1981 — RB James Brooks (CPFN, FD*^)
^Selected as returner
QB Dan Fouts (CPFN, UPI*)
DT Gary Johnson (PFW, UPI*)
DT Louie Kelcher (UPI*)
RB Chuck Muncie (CPFN, PFW, UPI)
G Doug Wilkerson (PFW, UPI)
TE Kellen Winslow (CPFN, PFW, UPI)
1982 — P/K Rolf Benirschke (UPI)
WR Wes Chandler (UPI)
QB Dan Fouts (UPI)
RB Chuck Muncie (UPI)
G Doug Wilkerson (UPI)
TE Kellen Winslow (UPI)
1983 — QB Dan Fouts (UPI*)
1984 — RB Earnest Jackson (PFW, UPI*)
1985 — QB Dan Fouts (UPI*)
RB Lionel James (FN^, UPI*)
^Selected as kick returner
T Jim Lachey (UPI*)
1986 — LB Billy Ray Smith (UPI*^)
^Selected as outside linebacker
DE Lee Williams (UPI*)
1987 — OLB Chip Banks (UPI*)
RB Lionel James (PFW^)
^Selected as punt returner
T Jim Lachey (UPI)
P/K Ralf Mojsiejenko (FN^, UPI^)
^Selected as punter only
LB Billy Ray Smith (UPI*^)
^Selected as outside linebacker
TE Kellen Winslow (FN, UPI)
1988 — P/K Ralf Mojsiejenko (UPI*^)
^Selected as punter only
DE Lee Williams (UPI*)
1989 — WR Anthony Miller (PFW, UPI*)
DE Leslie O'Neal (FN, PFW, UPI)
DE Lee Williams (PFW, UPI)
1990 — RB Marion Butts (FN, PFW, UPI)
CB Gill Byrd (FN)
WR Anthony Miller (UPI*)
DE Leslie O'Neal (UPI*^)
^Selected as outside linebacker
DE Lee Williams (UPI*)
1991 — CB Gill Byrd (FN, PFW)
WR Nate Lewis (PFW^)
^Selected as returner
LB Junior Seau (FN)
1992 — CB Gill Byrd (PFWA, FN, UPI)
WR Anthony Miller (PFWA, FN, UPI)
DE Leslie O'Neal (PFWA, FN, UPI)
LB Junior Seau (PFWA, FN, UPI)
1993 — WR Anthony Miller (PFWA, FN, UPI)
LB Junior Seau (PFWA, FN, UPI)
1994 — K John Carney (PFWA, FN, UPI)
WR/KR Andre Coleman (PFWA^, FN^)
^Selected as kick returner
CB Darrien Gordon (PFWA^, FN^)
^Selected as punt returner
C Courtney Hall (UPI*)
RB Natrone Means (UPI*)
DE Leslie O'Neal (PFWA, FN, UPI)
FS Stanley Richard (UPI*)
LB Junior Seau (PFWA, FN, UPI)
1995 — P Darren Bennett (PFWA, FN, UPI)
WR/KR Andre Coleman (PFWA^)
^Selected as punt returner
WR Tony Martin (UPI*)
DE Leslie O'Neal (UPI*)
LB Junior Seau (PFWA, FN, UPI)
1996 — CB Darrien Gordon (PFWA^, FN^, UPI*^)
^Selected as punt returner
^^Selected as returner
WR Tony Martin (PFWA, FN, UPI*)
LB Junior Seau (FN, UPI)
1998 — S Rodney Harrison (PFWA, FN)
LB Junior Seau (PFWA, FN)
1999 — P Darren Bennett (FN)
2000 — P Darren Bennett (PFWA)
LB Junior Seau (PFWA, FN)
2001 — S Rodney Harrison (PFWA, FN)
RB/KR Ronney Jenkins (FN^)
^Selected as kick returner
DE Marcellus Wiley (PFWA, FN)
2004 — TE Antonio Gates (PFWA)
2005 — TE Antonio Gates (PFWA)
S Hanik Milligan (PFWA^)
^Selected as special teamer
DT Jamal Williams (PFWA)
2006 — TE Antonio Gates (PFWA)
K Nate Kaeding (PFWA)
LB Shawne Merriman (PFWA)
WR Kassim Osgood (PFWA^)
^Selected as special teamer
RB LaDainian Tomlinson (PFWA)
DT Jamal Williams (PFWA)
2007 — CB Antonio Cromartie (PFWA)
TE Antonio Gates (PFWA)
WR Kassim Osgood (PFWA^)
^Selected as special teamer
RB LaDainian Tomlinson (PFWA)
2008 — G Kris Dielman (PFWA)
2009 — K Nate Kaeding (PFWA)
WR Kassim Osgood (PFWA^)
^Selected as special teamer
2010 — G Kris Dielman (PFWA)
TE Antonio Gates (PFWA)
2011 — TE Antonio Gates (PFJ*)
WR Richard Goodman (PFJ*^)
^Selected as kick returner
WR Vincent Jackson (PFJ*)
S Eric Weddle (PFJ^)
^Selected as free safety
2012 — RB Ronnie Brown (PFJ*^)
^Selected as third-down back
LB Shaun Phillips (PFJ*^)
^Selected as outside linebacker
S Eric Weddle (PFWA, PFJ*^)
^Selected as free safety
2013 — RB Ryan Mathews (PFWA, PFJ)
QB Philip Rivers (PFJ*)
P Mike Scifres (PFJ*)
S Eric Weddle (PFWA, PFJ^)
^Selected as free safety
RB Danny Woodhead (PFJ^)
^Selected as third-down back
2014 — S Eric Weddle (PFWA, PFJ*^)
^Selected as free safety
2015 — CB Jason Verrett (PFJ*^)
^Selected as fifth defensive back
RB Danny Woodhead (PFJ^)
^Selected as third-down back
2016 — DE Joey Bosa (PFJ*)
CB Casey Hayward (PFJ*)
2017 — WR Keenan Allen (PFJ*)
DE Joey Bosa (PFWA, PFJ*)
LB Nick Dzubnar (PFJ*^)
^Selected as special teamer
CB Casey Hayward (PFJ)
CB Desmond King (PFJ^)
^Selected as fifth defensive back
2018 — RB Austin Ekeler (PFJ*^)
^Selected as third-down back
RB Melvin Gordon III (PFJ*^)
^Selected as flex running back
S Derwin James (PFWA, PFJ)
CB Desmond King II (PFJ*^)
^Selected as fifth defensive back
S Adrian Phillips (PFWA^)
^Selected as special teamer
WR Mike Williams (PFJ^)
^Selected as third wide receiver
2019 — WR Keenan Allen (PFWA, PFJ)
DE Joey Bosa (PFWA, PFJ)
RB Austin Ekeler (PFJ*^)
^Selected as third-down back
FB Derek Watt (PFJ)
2020 — WR Keenan Allen (PFJ*)
DE Joey Bosa (PFWA, PFJ*)
2021 — RB Austin Ekeler (PFJ*)
QB Justin Herbert (PFJ*)
S Derwin James Jr. (PFJ*)
WR Andre Roberts (PFJ*^)
^Selected as kick returner
T Rashawn Slater (PFWA, PFJ)
LB Kyzir White (PFJ*)
WR Mike Williams (PFJ*)
2022 — S Derwin James Jr. (PFWA, PFJ*)
2023 — WR Derius Davis (PFWA^, PFJ^)
^Selected as punt returner
T Rashawn Slater (PFJ*)
2024 — T Joe Alt (PFJ*^)
^Selected as right tackle
WR Derius Davis (PFWA^, PFJ*^)
^Selected as kick returner
K Cameron Dicker (PFJ*)
S Derwin James Jr. (PFWA, PFJ)
FB/DL Scott Matlock (PFJ*^)
^Selected as fullback
WR Ladd McConkey (PFJ*)
T Rashawn Slater (PFWA, PFJ)

ALL-ROOKIE SELECTIONS

**second-team selection*

1971 — WR Billy Parks (PFW, UPI)
1972 — LB Pete Lazetich (FD)
1974 — RB Don Woods (PFWA, FD, NEA, UPI)
1975 — DT Gary Johnson (PFWA, FD, UPI)
Louie Kelcher (PFWA)
1976 — G Don Macek (PFWA, FD, UPI)
1977 — C Bob Rush (PFWA, FD, UPI)
1978 — WR John Jefferson (PFWA, FD, UPI)
1981 — RB James Brooks (PFW^)
^Selected as punt returner
TE Eric Sievers (PFW, UPI)
1980 — WR Wes Chandler (UPI)
TE Kellen Winslow (UPI)
1982 — S Andre Young (PFWA)
1983 — LB Mike Green
(PFWA, FD, NEA, PFW, UPI)
CB Danny Walters (PFWA, FD, UPI)
1985 — RB Gary Anderson (PFWA, FD, UPI)
S Jeff Dale (UPI)
CB John Hendy (PFWA)
T Jim Lachey (PFWA, FD, UPI)
1986 — DE Leslie O'Neal (PFWA, FD, UPI)
1988 — WR Anthony Miller (FD)
T David Richards (FD, UPI)
1989 — DE Burt Grossman (PFWA, FD, SI, UPI)
C Courtney Hall (PFWA, SI, UPI)
P Hank Ilesic (FD)
1990 — C Frank Cornish (FD, FN)
T Leo Goeas (PFWA, FD, FN, PFW^, UPI)
^Unanimous selection
LB Junior Seau (FN, PFW, UPI)
1991 — G Eric Moten (PFWA, FD)
FS Stanley Richard (PFWA, FD)
1992 — DE Chris Mims (PFWA)
1993 — CB Darrien Gordon (PFWA)
1994 — WR/KR Andre Coleman
(PFWA^, CPFN, FN)
^Selected as kick returner
1999 — TE Reggie Davis (FN)
S Jason Perry (PFWA)
2001 — RB LaDainian Tomlinson
(PFWA, FD, FN)
2002 — C Jason Ball (PFWA, FD)
G Toniu Fonoti (FD)
LB Ben Leber (PFWA, FD)
CB Quentin Jammer (PFWA)
2004 — K Nate Kaeding (PFWA, FD)
C Nick Hardwick (FD)
DE Igor Olshansky (FD)
T Shane Olivea (PFWA, FD)
2005 — DE Luis Castillo (PFWA^)
^Selected as defensive lineman
LB Shawne Merriman (PFWA)
2006 — T Marcus McNeill (PFWA)
2007 — LB Brandon Siler (PFWA^)
^Selected as special teamer
2009 — G Louis Vasquez (PFWA, SN)
2012 — DE Kendall Reyes (ESPN)
2013 — WR Keenan Allen (PFWA, ESPN, PFF)
T D.J. Fluker (PFWA, PFF)
2014 — RB Brandon Oliver (PFJ*)
2015 — K Josh Lambo (PFWA, ESPN, PFJ)
2016 — DE Joey Bosa (PFWA^, ESPN, PFJ)
^Selected as defensive lineman
LB Jatavis Brown (PFWA, ESPN^, PFJ)
^Selected as outside linebacker
TE Hunter Henry (PFWA, ESPN, PFJ)
P Drew Kaser (ESPN, PFJ*)
FB Derek Watt (PFJ*)
2017 — G Dan Feeney (PFWA, PFJ)
CB Desmond King (PFJ*)
2018 — S Derwin James (PFWA, PFF, PFJ)
2019 — LB Drue Tranquill
(PFWA^, PFF^, PFJ^)
^Selected as special teamer
2020 — QB Justin Herbert (PFWA, PFF, PFJ)
LB Kenneth Murray Jr. (PFWA, PFJ)
FB Gabe Nabers (PFJ)
2021 — LB Nick Nemann (PFWA^, PFJ^)
^Selected as special teamer
CB Asante Samuel Jr. (PFJ)
T Rashawn Slater (PFWA, PFF, PFJ)
2022 — K Cameron Dicker (PFWA, PFJ)
FB Zander Horvath (PFJ^)
^Selected as fullback/halfback
G Zion Johnson (PFWA, PFF, PFJ)
OL Jamaree Salyer (PFJ^)
^Selected as tackle
2023 — WR Derius Davis (PFWA^, PFJ^)
^Selected as punt returner
OLB Tuli Tuipulotu
(PFWA^, PFF^^, PFJ)
^Selected as defensive lineman
^^Selected as edge
2024 — T Joe Alt (PFWA, PFF^, PFJ)
^Selected as right tackle
WR Ladd McConkey (PFF, PFJ^)
^Selected as slot receiver
CB Tarheeb Still (PFJ*)

AFL ALL-STAR GAME

Year is the year the game was played
**player was initially selected as a starter*

1962 — S George Blair, DE Earl Faison, CB Dick Harris*, DT Bill Hudson*, LB Emil Karas*, QB Jack Kemp*, TE Dave Kocourek*, S Charlie McNeil*, T Ron Mix*, E Don Norton*, T Ernie Wright*
1963 — TE Reggie Carolan*, DE Earl Faison, LB Emil Karas*, TE Dave Kocourek*, DT Ernie Ladd*, RB Keith Lincoln, LB Paul Maguire, T Ron Mix*, E Don Norton, S Bob Zeman
1964 — LB Chuck Allen, FL/WR Lance Alworth*, DE Earl Faison, LB Emil Karas*, DT Ernie Ladd*, RB Keith Lincoln*, RB Paul Lowe, T Ron Mix*, QB Tobin Rote*, T Ernie Wright
1965 — LB Chuck Allen*, FL/WR Lance Alworth*, LB Frank Buncom*, DE Earl Faison, QB John Hadl, TE Dave Kocourek*, DT Ernie Ladd*, RB Keith Lincoln*, T Ron Mix*, G Walt Sweeney*
1966 — FL/WR Lance Alworth, LB Frank Buncom, CB Leslie "Speedy" Duncan, DE Earl Faison, TE Willie Frazier, S Kenny Graham*, QB John Hadl*, DT Ernie Ladd*, RB Keith Lincoln, RB Paul Lowe*, T Ron Mix, G Walt Sweeney, T Ernie Wright
1967 — FL/WR Lance Alworth*, CB Leslie "Speedy" Duncan, TE Willie Frazier, TE Jacque MacKinnon, T Ron Mix*, G Walt Sweeney, K Dick Van Raaphorst
1968 — FL/WR Lance Alworth*, LB Frank Buncom*, CB Leslie "Speedy" Duncan*, TE Willie Frazier, S Kenny Graham*, Brad Hubbert, T Ron Mix*, RB Dickie Post, LB Rick Redman, G Walt Sweeney*
1969 — FL/WR Lance Alworth*, WR Gary Garrison, S Kenny Graham*, QB John Hadl*, TE Jacque MacKinnon*, T Ron Mix*, G Walt Sweeney*
1970 — FL/WR Lance Alworth*, DE Steve DeLong*, S Kenny Graham*, QB John Hadl, RB Dickie Post*, G Walt Sweeney*

AFL ALL-STAR OFFENSIVE MOST VALUABLE PLAYER

1963 — RB Keith Lincoln
1964 — RB Keith Lincoln
1969 — QB John Hadl

AFL ALL-STAR DEFENSIVE MOST VALUABLE PLAYER

1962 — DE Earl Faison
1965 — LB Frank Buncom
1967 — CB Leslie "Speedy" Duncan

PRO BOWL

Year is the year the game was played
**player was initially selected as a starter*
^player was selected as ST, KR, PR or RS
†player was initially selected, but did not play

1971 — WR Gary Garrison†, G Walt Sweeney*
1972 — WR Gary Garrison, G Walt Sweeney*
1973 — WR Gary Garrison, QB John Hadl, DE Deacon Jones*, G Walt Sweeney
1975 — T Russ Washington*
1976 — T Russ Washington
1977 — WR Charlie Joiner
1978 — DT Louie Kelcher, T Russ Washington
1979 — WR John Jefferson, DT Louie Kelcher*, T Russ Washington*
1980 — DE Fred Dean*, QB Dan Fouts*, WR John Jefferson*, WR Charlie Joiner, DT Gary Johnson, T Russ Washington*, G Ed White
1981 — DE Fred Dean*, QB Dan Fouts, WR John Jefferson*, DT Gary Johnson*, WR Charlie Joiner, DT Louie Kelcher*, G Doug Wilkerson, TE Kellen Winslow*
1982 — QB Dan Fouts, DT Gary Johnson*, RB Chuck Muncie, G Doug Wilkerson*, TE Kellen Winslow*
1983 — K Rolf Benirschke*, WR Wes Chandler*, QB Dan Fouts*, DT Gary Johnson*, RB Chuck Muncie, G Doug Wilkerson*, T Kellen Winslow*
1984 — WR Wes Chandler, QB Dan Fouts, TE Kellen Winslow
1985 — RB Earnest Jackson
1986 — QB Dan Fouts, WR Wes Chandler
1987 — RB Gary Anderson*^
1988 — T Jim Lachey, P Ralf Mojsiejenko*, TE Kellen Winslow*
1989 — DE Lee Williams*
1990 — WR Anthony Miller, DE Leslie O'Neal, DE Lee Williams*
1991 — RB Marion Butts*†, WR Anthony Miller*, DE Leslie O'Neal*
1992 — RB Marion Butts, CB Gill Byrd*, LB Junior Seau*
1993 — CB Gill Byrd*†, RB Ronnie Harmon, WR Anthony Miller*, DE Leslie O'Neal*, LB Junior Seau*
1994 — WR Anthony Miller, DE Leslie O'Neal, LB Junior Seau*
1995 — K John Carney*, RB Natrone Means*†, DE Leslie O'Neal*, LB Junior Seau*
1996 — P Darren Bennett*, DE Leslie O'Neal, LB Junior Seau*
1997 — WR Tony Martin*, LB Junior Seau*
1998 — WR/KR Eric Metcalf*, LB Junior Seau
1999 — S Rodney Harrison*, LB Junior Seau*
2000 — LB Junior Seau
2001 — P Darren Bennett*, LB Junior Seau*
2002 — S Rodney Harrison*, CB Ryan McNeil, LB Junior Seau, DE Marcellus Wiley*
2003 — LB Donnie Edwards, LB Junior Seau*†, RB LaDainian Tomlinson
2005 — QB Drew Brees, TE Antonio Gates*, RB LaDainian Tomlinson
2006 — TE Antonio Gates*, LB Shawne Merriman*, S Hanik Milligan*^, FB Lorenzo Neal*, RB LaDainian Tomlinson, DT Jamal Williams*
2007 — LS David Binn*, TE Antonio Gates*, C Nick Hardwick, K Nate Kaeding*, T Marcus McNeill, LB Shawne Merriman*, FB Lorenzo Neal*, WR Kassim Osgood*^, QB Philip Rivers†, RB LaDainian Tomlinson*, DT Jamal Williams*
2008 — CB Antonio Cromartie, G Kris Dielman, TE Antonio Gates*†, T Marcus McNeill, LB Shawne Merriman, FB Lorenzo Neal*, WR Kassim Osgood*^, RB LaDainian Tomlinson*†, DT Jamal Williams†
2009 — G Kris Dielman*, TE Antonio Gates†
2010 — TE Antonio Gates, G Kris Dielman, WR Vincent Jackson, K Nate Kaeding*, WR Kassim Osgood*^, QB Philip Rivers†
2011 — G Kris Dielman, TE Antonio Gates*†, QB Philip Rivers, LB Shaun Phillips
2012 — TE Antonio Gates, WR Vincent Jackson, RB Ryan Mathews, QB Philip Rivers, S Eric Weddle
2014 — QB Philip Rivers, S Eric Weddle*
2015 — S Darrell Stuckey^, S Eric Weddle*
2016 — CB Jason Verrett
2017 — RB Melvin Gordon, CB Casey Hayward, QB Philip Rivers
2018 — WR Keenan Allen, DE Joey Bosa*†, CB Casey Hayward Jr., DE Melvin Ingram III, T Russell Okung, QB Philip Rivers†
2019 — WR Keenan Allen, RB Melvin Gordon III, DE Melvin Ingram III, S Derwin James Jr.*, S Adrian Phillips*^, C Mike Pouncey, QB Philip Rivers†
2020 — WR Keenan Allen*, DE Joey Bosa*†, DE Melvin Ingram III
2021** — WR Keenan Allen, DE Joey Bosa*
***Game canceled due to COVID-19 pandemic*

2022 — WR Keenan Allen, OLB Joey Bosa*, QB Justin Herbert*, S Derwin James Jr.*, C Corey Linsley*, T Rashawn Slater*
2023 — S Derwin James Jr.*, OLB Khalil Mack*†
2024 — WR Keenan Allen, OLB Khalil Mack*†
2025 — OLB Joey Bosa, S Derwin James Jr., OLB Khalil Mack†, T Rashawn Slater

PRO BOWL PLAYER OF GAME

Year is the year the game was played

1982 — TE Kellen Winslow
1983 — QB Dan Fouts

PRO BOWL OFFENSIVE MVP

Year is the year the game was played

2022 — QB Justin Herbert

MOST PRO BOWL SELECTIONS

Year is the year the game was played
**No. of Pro Bowls selected as ST, KR, PR, RS*

12 — LB Junior Seau (1992-2003)
8 — TE Antonio Gates (2005-12)
QB Philip Rivers (2007, '10-12, '14, '17-19)
6 — WR Keenan Allen (2018-22, '24)
QB Dan Fouts (1980-84, '86)
DE Leslie O'Neal (1990-91, '93-96)
5 — DE/OLB Joey Bosa (2018, '20-22, '25)
RB LaDainian Tomlinson (2003, '05-08)
T Russ Washington (1975-76, '78-80)
TE Kellen Winslow (1981-84, '88)
4 — G Kris Dielman (2008-11)
S Derwin James Jr. (2019, '22-23, '25)
DT Gary Johnson (1980-83)
WR Anthony Miller (1990-91, '93-94)
3 — WR Wes Chandler (1983-84, '86)
WR Gary Garrison (1971-73)
WR John Jefferson (1979-81)
WR Charlie Joiner (1977, '80-81)
DT Louie Kelcher (1978-79, '81)
DE Melvin Ingram III (2018-20)
OLB Khalil Mack (2023-25)
LB Shawne Merriman (2006-08)
FB Lorenzo Neal (2006-08)
WR Kassim Osgood (2007-08, '10)***
G Walt Sweeney (1971-73)
S Eric Weddle (2012, '14-15)
G Doug Wilkerson (1981-83)
DT Jamal Williams (2006-08)
2 — P Darren Bennett (1996, 2001)
RB Marion Butts (1991-92)
CB Gill Byrd (1992-93)
DE Fred Dean (1980-81)
RB Melvin Gordon III (2017, '19)
S Rodney Harrison (1999, 2002)
CB Casey Hayward Jr. (2017-18)
WR Vincent Jackson (2010, '12)
K Nate Kaeding (2007, '10)
T Marcus McNeill (2007-08)
RB Chuck Muncie (1982-83)
T Rashawn Slater (2022, '25)
DE Lee Williams (1989-90)
1 — RB Gary Anderson (1987)*
K Rolf Benirschke (1983)
LS David Binn (2007)
QB Drew Brees (2005)
K John Carney (1995)
CB Antonio Cromartie (2008)
LB Donnie Edwards (2003)
QB John Hadl (1973)
C Nick Hardwick (2007)
RB Ronnie Harmon (1993)
QB Justin Herbert (2022)
RB Earnest Jackson (1985)
DE Deacon Jones (1973)
T Jim Lachey (1988)
C Corey Linsley (2022)
WR Tony Martin (1997)
RB Ryan Mathews (2012)
CB Ryan McNeil (2002)
RB Natrone Means (1995)
WR/KR Eric Metcalf (1998)*
S Hanik Milligan (2006)*
P/K Ralf Mojsiejenko (1988)
T Russell Okung (2018)
S Adrian Phillips (2019)*
LB Shaun Phillips (2011)
C Mike Pouncey (2019)
S Darrell Stuckey (2015)*
CB Jason Verrett (2016)
G Ed White (1980)
DE Marcellus Wiley (2002)

MOST PRO BOWLS PLAYED

11 — LB Junior Seau
6 — QB Dan Fouts
DE Leslie O'Neal
5 — TE Antonio Gates
T Russ Washington
TE Kellen Winslow
4 — WR Keenan Allen
G Kris Dielman
S Derwin James Jr.
DT Gary Johnson
WR Anthony Miller
QB Philip Rivers
RB LaDainian Tomlinson
3 — WR Wes Chandler
DE Melvin Ingram III
WR John Jefferson
WR Charlie Joiner
DT Louie Kelcher
LB Shawne Merriman
FB Lorenzo Neal
WR Kassim Osgood
G Walt Sweeney
S Eric Weddle
G Doug Wilkerson
2 — P Darren Bennett
DE Fred Dean
WR Gary Garrison
S Rodney Harrison
CB Casey Hayward Jr.
WR Vincent Jackson
T Marcus McNeill
RB Chuck Muncie
T Rashawn Slater
DT Jamal Williams
DE Lee Williams
1 — RB Gary Anderson
K Rolf Benirschke
LS David Binn
DE/OLB Joey Bosa
QB Drew Brees
RB Marion Butts
CB Gill Byrd
K John Carney
CB Antonio Cromartie
LB Donnie Edwards
RB Melvin Gordon III
QB John Hadl
C Nick Hardwick
RB Ronnie Harmon
QB Justin Herbert
RB Earnest Jackson
DE Deacon Jones
K Nate Kaeding
T Jim Lachey
C Corey Linsley
WR Tony Martin
RB Ryan Mathews
CB Ryan McNeil
RB Natrone Means
WR/KR Eric Metcalf
S Hanik Milligan
P/K Ralf Mojsiejenko
T Russell Okung
S Adrian Phillips
LB Shaun Phillips
C Mike Pouncey
S Darrell Stuckey
CB Jason Verrett
G Ed White
DE Marcellus Wiley
0* — OLB Khalil Mack

**Selected to at least one Pro Bowl, but has not participated in any*

AFC OFFENSIVE PLAYER OF WEEK

1984 — QB Dan Fouts (Week 6)
1985 — RB/KR Lionel James (Week 3)
QB Dan Fouts (Week 9)
RB/KR Lionel James (Week 10)
1986 — WR Charlie Joiner (Week 5)
1987 — QB Dan Fouts (Week 8)
1988 — RB Gary Anderson (Week 11)
1990 — RB Marion Butts (Week 13)
1991 — RB/TE Rod Bernstine (Week 16)
1992 — RB/TE Rod Bernstine (Week 7)
QB Stan Humphries (Week 8)
1994 — RB Natrone Means (Week 6)
QB Stan Humphries (Week 16)
1995 — WR Tony Martin (Week 16)
1996 — QB Stan Humphries (Week 4)
1997 — WR Tony Martin (Week 5)
RB Gary Brown (Week 6)
2002 — RB LaDainian Tomlinson (Week 4)
RB LaDainian Tomlinson (Week 13)
2003 — RB LaDainian Tomlinson (Week 7)
QB Doug Flutie (Week 10)
2004 — QB Drew Brees (Week 8)
2005 — QB Drew Brees (Week 4)
RB LaDainian Tomlinson (Week 3)
RB LaDainian Tomlinson (Week 6)
RB LaDainian Tomlinson (Week 12)
2006 — QB Philip Rivers (Week 6)
RB LaDainian Tomlinson (Week 9)
RB LaDainian Tomlinson (Week 11)
RB LaDainian Tomlinson (Week 14)
RB LaDainian Tomlinson (Week 15)
2007 — QB Philip Rivers (Week 5)
2008 — QB Philip Rivers (Week 15)
2013 — QB Philip Rivers (Week 2)
QB Philip Rivers (Week 4)
2014 — TE Antonio Gates (Week 2)
QB Philip Rivers (Week 16)
2015 — QB Philip Rivers (Week 4)
2016 — RB Melvin Gordon (Week 9)
2017 — RB Melvin Gordon (Week 5)
QB Philip Rivers (Week 12)
QB Philip Rivers (Week 17)
2018 — QB Philip Rivers (Week 12)
WR Mike Williams (Week 15)
2021 — QB Justin Herbert (Week 9)
QB Justin Herbert (Week 13)
QB Justin Herbert (Week 14)
2022 — RB Austin Ekeler (Week 17)

AFC DEFENSIVE PLAYER OF WEEK

1986 — LB Billy Ray Smith (Week 1)
S Jeff Dale (Week 10)
1988 — CB Gill Byrd (Week 15)
1989 — CB Gill Byrd (Week 3)
DE Leslie O'Neal (Week 9)
DE Leslie O'Neal (Week 16)
1990 — CB Gill Byrd (Week 8)
1991 — LB Billy Ray Smith (Week 12)
1993 — LB Junior Seau (Week 3)
CB Donald Frank (Week 9)
1994 — LB Junior Seau (Week 1)
1995 — S Rodney Harrison (Week 2)
DE Leslie O'Neal (Week 8)
1996 — LB Junior Seau (Week 5)
LB Junior Seau (Week 10)
1998 — DT Norman Hand (Week 7)
1999 — S Rodney Harrison (Week 5)
2002 — DE Marcellus Wiley (Week 3)
2004 — CB Drayton Florence (Week 13)
LB Donnie Edwards (Week 14)
2005 — LB Shawne Merriman (Week 15)
2006 — DT Jamal Williams (Week 4)
LB Shawne Merriman (Week 16)
2007 — CB Antonio Cromartie (Week 10)
LB Shawne Merriman (Week 13)
LB Jyles Tucker (Week 17)
2008 — CB Antonio Cromartie (Week 3)
2010 — LB Shaun Phillips (Week 4)
2011 — OLB Antwan Barnes (Week 15)
2012 — ILB Donald Butler (Week 4)
2014 — DT Corey Liuget (Week 3)
2016 — LB Denzel Perryman (Week 7)
2018 — DB Desmond King II (Week 9)
2019 — DE Joey Bosa (Week 8)
2020 — CB Casey Hayward Jr. (Week 1)
2023 — OLB Khalil Mack (Week 4)
2024 — CB Tarheeb Still (Week 13)

AFC SPECIAL TEAMS PLAYER OF WEEK

1993 — K John Carney (Weeks 1, 3)
1994 — K John Carney (Week 4)
CB Darrien Gordon (Week 13)
WR/KR Andre Coleman (Week 17)
1995 — WR/KR Andre Coleman (Week 3)
1996 — K John Carney (Week 1)
K John Carney (Week 5)
1997 — WR/KR Eric Metcalf (Week 10)
1998 — K John Carney (Week 1)
1999 — K John Carney (Week 14)
2000 — RB/KR Ronney Jenkins (Week 2)
K John Carney (Week 13)
2001 — WR Tim Dwight (Week 1)
K Wade Richey (Week 2)
2007 — P Mike Scifres (Week 8)
CB Antonio Cromartie (Week 9)
RB/KR Darren Sproles (Week 10)
2009 — K Nate Kaeding (Week 17)
2011 — WR Richard Goodman (Week 17)
2012 — WR/KR Micheal Spurlock (Week 16)
2013 — K Nick Novak (Week 6)
K Nick Novak (Week 16)
2014 — K Nick Novak (Week 4)
P Mike Scifres (Week 11)
2016 — P Drew Kaser (Week 6)
2017 — WR/PR Travis Benjamin (Week 7)
2018 — CB Desmond King II (Week 13)
K Michael Badgley (Week 14)
2019 — P Ty Long (Week 1)
2022 — K Dustin Hopkins (Week 6)
K Cameron Dicker (Week 9)
P JK Scott (Week 12)
2023 — WR Derius Davis (Week 9)
P JK Scott (Week 13)
2024 — K Cameron Dicker (Week 17)
K Cameron Dicker (Week 18)

AFC OFFENSIVE PLAYER OF MONTH

1989 — WR Anthony Miller (November)
1992 — QB Stan Humphries (October)
1994 — QB Stan Humphries (September)
RB Natrone Means (October)
1995 — WR Tony Martin (December)
2006 — RB LaDainian Tomlinson (November)
2008 — QB Philip Rivers (December)
2009 — QB Philip Rivers (December)
2010 — QB Philip Rivers (October)
2014 — QB Philip Rivers (September)

AFC DEFENSIVE PLAYER OF MONTH

1992 — DE Chris Mims (November)
DE Leslie O'Neal (December)
2001 — CB Ryan McNeil (September)
2002 — LB Junior Seau (September)
2007 — CB Antonio Cromartie (December)
2017 — DE Melvin Ingram (September)
CB Casey Hayward (November)
2022 — S Derwin James Jr. (November)
2023 — OLB Khalil Mack (November)
2024 — S Derwin James Jr. (December/January)

AFC SPECIAL TEAMS PLAYER OF MONTH

1993 — K John Carney (September)
1994 — K John Carney (October)
WR/KR Andre Coleman (December)
1995 — WR/KR Andre Coleman (September)
1996 — K John Carney (September)
1997 — K Greg Davis (October)
WR/KR Eric Metcalf (November)
2001 — RB/KR Ronney Jenkins (October)
2008 — RB/KR Darren Sproles (September)
2022 — K Cameron Dicker (December/January)

NFL OFFENSIVE ROOKIE OF MONTH

2001 — RB LaDainian Tomlinson (September)
2006 — T Marcus McNeill (September)
2020 — QB Justin Herbert (October)
QB Justin Herbert (November)

NFL DEFENSIVE ROOKIE OF MONTH

1997 — Paul Bradford (November)
2016 — DE Joey Bosa (October)
DE Joey Bosa (December)
2021 — CB Asante Samuel Jr. (September)

FEDEX GROUND NFL PLAYER OF YEAR

2006 — RB LaDainian Tomlinson

FEDEX AIR NFL PLAYER OF WEEK

2003 — QB Doug Flutie (Week 10)
2004 — QB Drew Brees (Week 8)
QB Drew Brees (Week 9)
2005 — QB Drew Brees (Week 11)
2006 — QB Philip Rivers (Week 6)
2007 — QB Philip Rivers (Week 5)
2008 — QB Philip Rivers (Week 3)
QB Philip Rivers (Week 6)
2013 — QB Philip Rivers (Week 12)
2014 — QB Philip Rivers (Week 2)
QB Philip Rivers (Week 4)
QB Philip Rivers (Week 16)
2015 — QB Philip Rivers (Week 1)
QB Philip Rivers (Week 4)
QB Philip Rivers (Week 6)
2016 — QB Philip Rivers (Week 2)
2017 — QB Philip Rivers (Week 12)
QB Philip Rivers (Week 17)
2018 — QB Philip Rivers (Week 13)
QB Philip Rivers (Week 15)
2020 — QB Justin Herbert (Week 11)
2021 — QB Justin Herbert (Week 3)
QB Justin Herbert (Week 5)
QB Justin Herbert (Week 9)
QB Justin Herbert (Week 11)
QB Justin Herbert (Week 13)
QB Justin Herbert (Week 14)

FEDEX GROUND NFL PLAYER OF WEEK

2003 — RB LaDainian Tomlinson (Week 10)
2004 — RB LaDainian Tomlinson (Week 14)
2005 — RB LaDainian Tomlinson (Week 3)
RB LaDainian Tomlinson (Week 4)
RB LaDainian Tomlinson (Week 6)
RB LaDainian Tomlinson (Week 9)
RB LaDainian Tomlinson (Week 12)
2006 — RB LaDainian Tomlinson (Week 1)
RB LaDainian Tomlinson (Week 6)
RB LaDainian Tomlinson (Week 9)
RB LaDainian Tomlinson (Week 10)
RB LaDainian Tomlinson (Week 11)
RB LaDainian Tomlinson (Week 13)
RB LaDainian Tomlinson (Week 14)
RB LaDainian Tomlinson (Week 15)
2007 — RB Michael Turner (Week 5)
RB LaDainian Tomlinson (Week 13)
2008 — RB LaDainian Tomlinson (Week 16)

PEPSI NEXT NFL ROOKIE OF YEAR

2013 — WR Keenan Allen

PEPSI ZERO SUGAR NFL ROOKIE OF YEAR

2020 — QB Justin Herbert

DIET PEPSI NFL ROOKIE OF WEEK

2005 — LB Shawne Merriman (Week 11)

PEPSI NEXT NFL ROOKIE OF WEEK

2013 — WR Keenan Allen (Week 6)
T D.J. Fluker (Week 7)
WR Keenan Allen (Week 1)
WR Keenan Allen (Week 15)
WR Keenan Allen (Week 17)

PEPSI NFL ROOKIE OF WEEK

2014 — RB Branden Oliver (Week 5)
RB Branden Oliver (Week 6)
2016 — LB Jatavis Brown (Week 6)
DE Joey Bosa (Week 7)

PEPSI ZERO SUGAR NFL ROOKIE OF WEEK

2020 — QB Justin Herbert (Week 2)
QB Justin Herbert (Week 4)
QB Justin Herbert (Week 5)
QB Justin Herbert (Week 7)
QB Justin Herbert (Week 8)
QB Justin Herbert (Week 9)
QB Justin Herbert (Week 11)
QB Justin Herbert (Week 15)
QB Justin Herbert (Week 17)
2021 — CB Asante Samuel Jr. (Week 2)
CB Asante Samuel Jr. (Week 3)

NICKELODEON VALUABLE PLAYER

2021 — QB Justin Herbert (Week 13)
2022 — RB Austin Ekeler (Week 4)

NFLPA COMMUNITY MVP

2018 — RB Melvin Gordon III (Week 1)
2024 — K Cameron Dicker (Week 11)

CASTROL EDGE CLUTCH PERFORMER OF WEEK

2016 — RB Melvin Gordon (Week 9)
LB Denzel Perryman (Week 7)

GMC DEFENSIVE PLAYER OF WEEK

2007 — CB Antonio Cromartie (Week 10)

CHARGERS HONORS

CHARGERS HONORED NUMBERS

By Uniform Number

14 — QB Dan Fouts (retired in 1988)
18 — WR Charlie Joiner (retired in 2023)
19 — FL/WR Lance Alworth (retired in 2005)
21 — RB LaDainian Tomlinson (retired in 2015)
55 — LB Junior Seau (retired in 2012)
80 — TE Kellen Winslow (retired in 2023)

By Year Honored

1988 — QB Dan Fouts (No. 14)
2005 — FL/WR Lance Alworth (No. 19)
2012 — LB Junior Seau (No. 55)
2015 — RB LaDainian Tomlinson (No. 21)
2023 — WR Charlie Joiner (No. 18)
TE Kellen Winslow (No. 80)

CHARGERS HALL OF FAME

Year is the year of induction
**Honorary Members (Inducted Posthumously)*

1976 — LB Frank Buncom* (1962-67)
LB Emil Karas* (1960-64, '66)
QB/LB Bob Laraba,* (1960-61)
TE Jacque MacKinnon* (1961-69)
1977 — FL/WR Lance Alworth (1962-70)
1978 — T Ron Mix (1960-69)
1979 — RB Paul Lowe (1960-68)
1980 — Majority Owner Barron Hilton (1960-66)
RB Keith Lincoln (1961-66, '68)
1981 — DT Ernie Ladd (1961-65)
G Walt Sweeney (1963-73)
1983 — QB John Hadl (1962-72)
1984 — LB Chuck Allen (1961-69)
1985 — WR Gary Garrison (1966-76)
Head Coach Sid Gillman (1960-69, '71)
1986 — DE Earl Faison (1961-66)
1993 — QB Dan Fouts (1973-87)
WR Charlie Joiner (1976-86)
1994 — Head Coach Don Coryell (1978-86)
1995 — CB Leslie "Speedy" Duncan (1964-70)
T Russ Washington (1968-82)
TE Kellen Winslow (1979-87)
1996 — Minority Owner George Pernicano (1961-2016)
1997 — K Rolf Benirschke (1977-86)
1998 — CB Gill Byrd (1983-92)
1999 — DL Gary Johnson (1975-84)
2000 — G Doug Wilkerson (1971-84)
2001 — WR Wes Chandler (1981-87)
2002 — QB Stan Humphries (1992-97)
Head Coach Bobby Ross (1992-96)
2003 — DT Louie Kelcher (1975-83)
2004 — C/G Don Macek (1976-89)
G Ed White (1978-85)
2008 — DE Fred Dean (1975-81)
2011 — LB Junior Seau (1990-2002)
2012 — P Darren Bennett (1995-2003)
2014 — DE Leslie O'Neal (1986-95)
2015 — RB LaDainian Tomlinson (2001-09)
2018 — GM Bobby Beathard (1990-99)
2022 — DT Jamal Williams (1998-2009)
2023 — TE Antonio Gates (2003-18)
2024 — Owners Alex & Faye Spanos (1984-2018)
2025 — S Rodney Harrison (1994-2002)

JUNIOR SEAU MEMORIAL AWARD

Recognizes Chargers Most Valuable Player

1961 — DE Earle Faison
1962 — T Ron Mix
1963 — QB Tobin Rote
1964 — RB Keith Lincoln
1965 — FL/WR Lance Alworth
1966 — FL/WR Lance Alworth
1967 — QB John Hadl
1968 — QB John Hadl
1969 — DE/DT Steve DeLong
1970 — WR Gary Garrison
1971 — QB John Hadl
1972 — RB Cid Edwards
1973 — T Russ Washington
1974 — RB Don Woods
1975 — TE Pat Curran
1976 — WR Charlie Joiner
1977 — DT Louie Kelcher
1978 — WR John Jefferson
1979 — QB Dan Fouts
1980 — WR John Jefferson
1981 — QB Dan Fouts
1982 — QB Dan Fouts
1983 — WR Charlie Joiner
1984 — RB Earnest Jackson
1985 — RB/KR Lionel James
1986 — RB Gary Anderson
1987 — LB Billy Ray Smith
1988 — RB Gary Anderson
1989 — WR Anthony Miller
1990 — RB Marion Butts
1991 — RB Ronnie Harmon
1992 — RB Ronnie Harmon
1993 — DE Leslie O'Neal
LB Junior Seau
1994 — RB Natrone Means
1995 — CB Dwayne Harper
DE Leslie O'Neal
1996 — WR Tony Martin
1997 — LB Junior Seau
1998 — LB Junior Seau
1999 — LB Junior Seau
2000 — LB Junior Seau
2001 — LB Junior Seau
2002 — RB LaDainian Tomlinson
2003 — RB LaDainian Tomlinson
2004 — QB Drew Brees
2005 — RB LaDainian Tomlinson
2006 — RB LaDainian Tomlinson
2007 — RB LaDainian Tomlinson
2008 — QB Philip Rivers
DT Jamal Williams
2009 — QB Philip Rivers
2010 — QB Philip Rivers
2011 — QB Philip Rivers
2012 — S Eric Weddle
2013 — QB Philip Rivers
2014 — QB Philip Rivers
2015 — QB Philip Rivers
2016 — CB Casey Hayward

EMIL KARAS MEMORIAL AWARD

Recognizes Chargers Most Inspirational Player

1975 — TE Pat Curran
1976 — LB Tom Graham
1977 — TE Pat Curran
1978 — RB Hank Bauer
1979 — FS Glen Edwards
1980 — K Rolf Benirschke
FS Glen Edwards
WR Charlie Joiner
1981 — WR Charlie Joiner
1982 — WR Charlie Joiner
1983 — WR Charlie Joiner
1984 — WR Charlie Joiner
1985 — WR Charlie Joiner
1986 — WR Charlie Joiner
1987 — LB Woodrow Lowe
1988 — CB Gill Byrd
1989 — CB Gill Byrd
1990 — CB Gill Byrd
1991 — CB Gill Byrd
1992 — CB Gill Byrd
1993 — CB Gill Byrd
1994 — RB Eric Bieniemy
G Eric Moten
1995 — G Eric Moten
1996 — S Kevin Ross
1997 — LB Junior Seau
1998 — CB Charles Dimry
1999 — CB Charles Dimry
2000 — DT John Parrella
2001 — DT John Parrella
2002 — LB Junior Seau
2003 — QB Doug Flutie
RB LaDainian Tomlinson
2004 — QB Drew Brees
2005 — LB Randall Godfrey
2006 — LB Randall Godfrey
2007 — OLB Carlos Polk
QB Philip Rivers
2008 — CB Quentin Jammer
2009 — LB Stephen Cooper
2010 — LB Stephen Cooper
C Nick Hardwick
2011 — LB Takeo Spikes
2012 — LB Takeo Spikes
2013 — T D.J. Fluker
C Nick Hardwick
OLB Jarret Johnson
2014 — WR Malcom Floyd
OLB Jarret Johnson
2015 — WR Malcom Floyd
2016 — NT Brandon Mebane

DAVID GRIGGS MEMORIAL AWARD

Recognizes Chargers Defensive Player of the Year

1996 — S Rodney Harrison
1997 — S Rodney Harrison
1998 — LB Junior Seau
1999 — LB Junior Seau
2000 — S Rodney Harrison
2001 — S Rodney Harrison
CB Ryan McNeil
2002 — LB Donnie Edwards
2003 — LB Donnie Edwards
2004 — DT Jamal Williams
2005 — DT Jamal Williams
2006 — LB Shawne Merriman
2007 — CB Antonio Cromartie
2008 — DT Jamal Williams
2009 — CB Quentin Jammer
LB Shaun Phillips
2010 — LB Shaun Phillips
2011 — S Eric Weddle
2012 — DT Corey Liuget
2013 — S Eric Weddle
2014 — S Eric Weddle
2015 — CB Jason Verrett
2016 — CB Casey Hayward

RODNEY CULVER MEMORIAL AWARD

Recognizes Chargers Offensive Player of the Year

1996 — WR Tony Martin
1997 — RB Gary Brown
1998 — RB Natrone Means
1999 — WR Jeff Graham
2000 — TE Freddie Jones
2001 — RB LaDainian Tomlinson
2002 — RB LaDainian Tomlinson
2003 — RB LaDainian Tomlinson
2004 — TE Antonio Gates
2005 — TE Antonio Gates
RB LaDainian Tomlinson
2006 — QB Philip Rivers
2007 — RB LaDainian Tomlinson
2008 — QB Philip Rivers
2009 — TE Antonio Gates
WR Vincent Jackson
2010 — FB Mike Tolbert
2011 — RB Ryan Mathews
2012 — WR Malcom Floyd
2013 — RB Ryan Mathews
2014 — TE Antonio Gates
2015 — WR Keenan Allen
2016 — RB Melvin Gordon

CHARGERS SPECIAL TEAMS PLAYER OF THE YEAR

1978 — RB/WR Artie Owens
S Pete Shaw
1979 — S Pete Shaw
1980 — RB Hank Bauer
1981 — RB Hank Bauer
1982 — LB Ray Preston
1983 — LB Derrie Nelson
1984 — LB Vince Osby
1985 — LB Derrie Nelson
1986 — ILB Ty Allert
1987 — CB Daniel Hunter
1988 — LB Randy Kirk
1989 — LB Ken Woodard
1990 — K John Carney
1991 — S Darren Carrington
1992 — S Darren Carrington
1993 — LB Lewis Bush
1994 — WR/KR Andre Coleman
1995 — WR/KR Andre Coleman
1996 — CB Mark Montreuil
1997 — WR/KR Eric Metcalf
1998 — LB Steve Tovar
1999 — FB Fred McCrary
2000 — P Darren Bennett
2001 — RB/KR Ronney Jenkins
2002 — OLB Carlos Polk
2003 — RB Leon Johnson
OLB Carlos Polk
2004 — P Mike Scifres
2005 — WR Kassim Osgood
2006 — WR Kassim Osgood
2007 — WR Kassim Osgood
2008 — RB/KR Darren Sproles
2009 — WR Kassim Osgood
2010 — FB Jacob Hester
2011 — FB Mike Tolbert
2012 — P Mike Scifres
2013 — S Darrell Stuckey
2014 — WR Seyi Ajirotutu
2015 — S Darrell Stuckey
2016 — S Darrell Stuckey

CHARGERS LINEMAN OF THE YEAR

1971 — G Walt Sweeney
1972 — DE Deacon Jones
1973 — T Russ Washington
1974 — G Doug Wilkerson
1975 — G Doug Wilkerson
1976 — G Doug Wilkerson
1977 — G Doug Wilkerson
1978 — DE Fred Dean
1979 — DE/DT Wilbur Young
1980 — DL Gary Johnson
1981 — G Doug Wilkerson
1982 — G Doug Wilkerson
1983 — G Ed White
1984 — G Ed White
G Doug Wilkerson
1985 — G Ed White
1986 — T Jim Lachey
1987 — T Jim Lachey
1988 — DE Lee Williams
1989 — DE Leslie O'Neal
DE Lee Williams
1990 — DE Lee Williams
1991 — C/G Courtney Hall
T Harry Swayne
1992 — DE Leslie O'Neal
1993 — C/G Courtney Hall
1994 — DE Leslie O'Neal
1995 — DT Shawn Lee
1996 — G Eric Moten
1997 — OL Raleigh McKenzie
DT John Parrella
1998 — DT Norman Hand
1999 — DT Norman Hand
Raylee Johnson
2000 — DT John Parrella
2001 — DE Raylee Johnson
2002 — C Jason Ball
2003 — C Cory Raymer
DT DeQuincy Scott
2004 — DT Jamal Williams
2005 — DT Jamal Williams
2006 — G Kris Dielman
T Marcus McNeill
DT Jamal Williams
2007 — G Kris Dielman
2008 — DT Jamal Williams
2009 — T Marcus McNeill
2010 — G Kris Dielman
DT Antonio Garay
2011 — C Nick Hardwick
2012 — C Nick Hardwick
2013 — C Nick Hardwick
2014 — T King Dunlap
2015 — T Joe Barksdale
2016 — DE Joey Bosa
C/G Matt Slauson

CAPTAINS

1961 — DT Bill Hudson, QB Jack Kemp.
1962 — LB Chuck Allen, TE Dave Kocourek.
1963 — LB Emil Karas, T Ron Mix.
1964 — DE Earl Faison, QB Tobin Rote.
1965 — LB Chuck Allen, QB John Hadl
1966 — LB Chuck Allen, QB John Hadl
1967 — LB Chuck Allen, LB Frank Buncom, C Sam Gruneisen, QB John Hadl.
1968 — LB Chuck Allen, LB Frank Buncom, C Sam Gruneisen, QB John Hadl.
1969 — LB Chuck Allen, QB John Hadl, T Ron Mix, LB Rick Redman.
1970 — C Sam Gruneisen, QB John Hadl, LB Rick Redman.
1971 — LB Pete Barnes, QB John Hadl, TE Pettis Norman, LB Rick Redman.
1972 — C Sam Gruneisen, QB John Hadl, DE Deacon Jones.
1973 — DE Deacon Jones, QB Johnny Unitas.
1974 — T Russ Washington, DE Coy Bacon, DT Dave Rowe.
1975 — S Chris Fletcher, T Russ Washington.
1976 — S Chris Fletcher, T Russ Washington.
1977 — QB James Harris, DT Louie Kelcher, LB Ray Preston.
1978 — DT Louie Kelcher, T Russ Washington.
1979 — DT Louie Kelcher, T Russ Washington.
1980 — LB Woodrow Lowe, DT Louie Kelcher, G Doug Wilkerson, G Ed White.
1981 — LB Woodrow Lowe, DT Louie Kelcher, G Doug Wilkerson, G Ed White.
1982 — RB Hank Bauer, LB Woodrow Lowe, G Doug Wilkerson, G Ed White.
1983 — LB Woodrow Lowe, LB Ray Preston, G Doug Wilkerson, G Ed White.
1984 — WR Charlie Joiner, LB Woodrow Lowe, LB Ray Preston, G Doug Wilkerson.
1985 — WR Charlie Joiner, LB Woodrow Lowe, LB Billy Ray Smith, G Ed White.
1986 — WR Charlie Joiner, LB Woodrow Lowe.
1987 — QB Dan Fouts, C Don Macek, LB Billy Ray Smith, DE Lee Williams.
1988 — LB Billy Ray Smith, C Don Macek, C/G Dennis McKnight, DE Lee Willams.
1989 — WR Anthony Miller, DE Leslie O'Neal, LB Billy Ray Smith, DE Lee Williams.
1990 — S Martin Bayless, LB Richard Brown, T Broderick Thompson.
1991 — Alternated each game.
1992 — Alternated each game.
1993 — Alternated each game.
1994 — T Stan Brock, C Courtney Hall, DE Leslie O'Neal, LB Junior Seau.
1995 — T Stan Brock, C Courtney Hall, DE Leslie O'Neal, LB Junior Seau.
1996 — WR Tony Martin, G Eric Moten, S Kevin Ross, LB Junior Seau.
1997 — Alternated each game.
1998 — Alternated each game.
1999 — Alternated each game.

2000 — Alternated each game.
2001 — Alternated each game.
2002 — Alternated each game.
2003 — QB Drew Brees, LB Donnie Edwards, LB Carlos Polk, RB LaDainian Tomlinson.
2004 — LB Donnie Edwards, LB Calos Polk, RB LaDainian Tomlinson, DT Jamal Williams.
2005 — QB Drew Brees, LB Steve Foley, S Hanik Milligan, WR Kassim Osgood, RB LaDainian Tomlinson, DT Jamal Williams.
2006 — LB Randall Godfrey, WR Kassim Osgood, QB Philip Rivers, RB LaDainian Tomlinson.
2007 — LB Shawne Merriman, WR Kassim Osgood, QB Philip Rivers, RB LaDainian Tomlinson, DT Jamal Williams.
2008 — S Clinton Hart, WR Kassim Osgood, QB Philip Rivers, RB LaDainian Tomlinson, DT Jamal Williams.
2009 — LB Stephen Cooper, WR Kassim Osgood, QB Philip Rivers, RB LaDainian Tomlinson, DT Jamal Williams.
2010 — LS David Binn, LB Stephen Cooper, TE Antonio Gates, C Nick Hardwick, Quentin Jammer, QB Philip Rivers, RB/KR Darren Sproles.
2011 — C Nick Hardwick, FB Jacob Hester, QB Philip Rivers, LB Takeo Spikes, S Eric Weddle.
2012 — TE Antonio Gates, C Nick Hardwick, QB Philip Rivers, LB Takeo Spikes, S Darrell Stuckey, S Eric Weddle.
2013 — ILB Donald Butler, C Nick Hardwick, QB Philip Rivers, S Darrell Stuckey, S Eric Weddle.
2014 — TE Antonio Gates, C Nick Hardwick, OLB Jarret Johnson, QB Philip Rivers, S Darrell Stuckey, S Eric Weddle. One additional team captain was named on select weeks by the coaching staff.
2015 — TE Antonio Gates, DT Corey Liuget, QB Philip Rivers, S Darrell Stuckey, S Eric Weddle. One additional team captain was named on select weeks by the coaching staff.
2016 — TE Antonio Gates, NT Brandon Mebane, QB Philip Rivers, S Darrell Stuckey, LB Manti Te'o. DE Melvin Ingram and DT Corey Liuget were selected as injury replacements for Te'o and Mebane. One additional team captain was named on select weeks by the coaching staff.
2017 — TE Antonio Gates, DE Melvin Ingram, NT Brandon Mebane, T Russell Okung, QB Philip Rivers. One additional team captain was named on select weeks by the coaching staff.
2018 — TE Antonio Gates, DE Melvin Ingram III, NT Brandon Mebane, T Russell Okung, QB Philip Rivers. One additional team captain was named on select weeks by the coaching staff.
2019 — LB Thomas Davis Sr., DE Melvin Ingram III, NT Brandon Mebane, C Mike Pouncey, QB Philip Rivers. One additional team captain was named on select weeks by the coaching staff.
2020 — CB Casey Hayward Jr., TE Hunter Henry, DE Melvin Ingram III, C Mike Pouncey, QB Tyrod Taylor. P Ty Long was selected as an injury replacement for Pouncey. One additional team captain was named on select weeks by the coaching staff.
2021 — WR Keenan Allen, OLB Joey Bosa, RB Austin Ekeler, QB Justin Herbert, S Derwin James Jr., DL Linval Joseph, C Corey Linsley, P Ty Long.
2022 — WR Keenan Allen, OLB Joey Bosa, RB Austin Ekeler, QB Justin Herbert, S Derwin James Jr., DL Sebastian Joseph-Day, C Corey Linsley, OLB Khalil Mack.
2023 — WR Keenan Allen, RB Austin Ekeler, LS Josh Harris, QB Justin Herbert, S Derwin James Jr., DL Sebastian Joseph-Day, LB Eric Kendricks, C Corey Linsley, OLB Khalil Mack.
2024 — C Bradley Bozeman, QB Justin Herbert, S Derwin James Jr., OLB Khalil Mack, LB Denzel Perryman, T Rashawn Slater. One additional team captain was named on select weeks by the coaching staff.

CHRONOLOGY

1959

Aug. 14 — The first meeting about the new proposed football league is held in Chicago with representatives of six teams, including Los Angeles entry headed by Barron Hilton.

Aug. 22 — Second meeting of proposed football league is held in Dallas with the announcement that the league will be known as the "American Football League" (AFL).

Oct. 14 — Frank Leahy, former Notre Dame football coach, is named general manager of the Los Angeles team.

Oct. 28 — General Courtney of Hollywood wins a trip to Mexico City and Acapulco for his efforts in submitting the name "Chargers" into the name-the-team contest. The organization likes the name, Chargers, because "Charge" is what fans yell at USC games in the Coliseum.

1960

Jan. 7 — Sid Gillman signs three-year contract to serve as the team's first head coach.

March 20 — Chargers Owner Barron Hilton unveils the Chargers first uniforms at a cocktail party at his residence in Santa Monica, Calif. The uniforms are blue and gold with a lightning bolt on the side of the helmets and trousers. Hilton chose the lightning bolts because he associates a "Charge" of lightning with a lightning bolt. He also likes the bolts that are on the helmets of the Air Force Academy football team but wants something slightly different. He has the "Charger Bolt" designed to be different and places them on the uniforms. QB Jack Kemp and T Ron Mix model the uniforms.

April 9-12 — A total of 207 tryout candidates are reduced to three. The three candidates receive invites to training camp after a four-day tryout in Burbank, Calif.

July 1 — General Manager Frank Leahy resigns due to health issues.

July 8 — Chargers open their first training camp at Chapman College in Orange, Calif.

July 9 — Sid Gillman assumes the role of general manager in addition to his head coach duties.

Aug. 6 — RB Paul Lowe returns opening kickoff 105-yards for a touchdown as Chargers defeat the Titans of New York, 27-7 at the L.A. Coliseum in their first preseason game (crowd attendance: 27,778).

Sept. 10 — Chargers overcome a 20-7 deficit in the fourth quarter to defeat Dallas, 21-20 at the Coliseum in the first-ever AFL regular-season game (crowd attendance: 17,724).

Dec. 10 — Chargers defeat Denver in a 41-33 victory at the Coliseum to clinch their first AFL Western Division title.

Dec. 23 — Hilton accepts the invitation to visit San Diego for possible relocation from Los Angeles.

1961

Jan. 1 — At Houston's Jeppesen Stadium, the Houston Oilers defeat the Chargers, 24-16, for the AFL Championship (crowd attendance: 32,183).

Jan. 6 — Civic leaders from the Greater San Diego Sports Association attract major-league sports following Hilton's visit to San Diego.

Feb. 10 — The AFL gives Hilton formal approval to relocate the Chargers to San Diego.

May 1 — Workers begin enlarging the Chargers future home, Balboa Stadium. The addition of an upper deck increases capacity from 23,000 to 34,000.

July 22 — Chargers open training camp at the University of San Diego.

Aug. 6 — Chargers defeat Houston, 27-14, in the first preseason game at Balboa Stadium (crowd attendance: 12,304).

Nov. 19 — Chargers defeat Dallas, 24-14, and clinch their second AFL West Division title. CB Charlie McNeil records the club's 43rd pass interception of the season, a professional record.

Dec. 17 — Against Boston at Balboa Stadium, CB Dick Harris intercepts Babe Parilli's pass to record the team's 49th interception of the season, setting a new professional record.

Dec. 24 — Houston defeats the Chargers, 10-3, at Balboa Stadium in the second-straight home matchup in the AFL Championship (crowd attendance: 29,556).

1962

Jan. 7 — West defeats East, 47-27, at Balboa Stadium in the first AFL All-Star Game which features 11 Chargers players and coaches.

Sept. 16 — RB Keith Lincoln returns a 103-yard kickoff return vs. the Titans of New York. It is the first regular-season kickoff return touchdown in team history.

1963

Jan. 13 — DE Earle Faison is named Outstanding Defensive Player as the West defeats East, 21-14, in the AFL All-Star Game at Balboa Stadium (crowd attendance: 27,641).

April 30 — Owner Barron Hilton and his father, Conrad, sell one-third of their interest in the Chargers to San Diego businessmen John Mabee, George Pernicano, Kenneth Swanson and James Copley, and Los Angeles businessman M.L. Bengston.

July 10 — Chargers open training camp at Rough Acres Ranch, 60 miles East of San Diego.

Oct. 20 — FL/WR Lance Alworth posts a career-high of 232 receiving yards and two touchdowns in the 38-17 victory over Kansas City.

Nov. 23 & 24 — The AFL postpones all games following the Nov. 22 assassination of President John F. Kennedy.

Dec. 22 — RB Paul Lowe rushes for 183 yards and two touchdowns as Chargers clinch the third AFL West title with a 58-20 victory over Denver. Eight Chargers score during the game.

1964

Jan. 5 — RB Keith Lincoln totals 349 offensive yards as the Chargers win the AFL Championship by defeating Boston 51-10 at Balboa Stadium (crowd attendance: 30,127).

Jan. 19 — Lincoln is named MVP after gaining 121 yards as West defeats East, 27-14, in the AFL All-Star Game at Balboa Stadium (crowd attendance: 20,016).

Jan. 29 — The AFL signs a five-year deal with NBC to start in 1965, for $36 million.

July 15 — Chargers open training camp at TraveLodge in Escondido, Calif.

Oct. 3 — The Chargers and New York Jets tie, 17-17, at New York's Shea Stadium before an AFL-record crowd of 50,222.

Nov. 26 — Balboa Stadium record crowd (34,865) watches as Buffalo defeat the Chargers, 27-24, on Thanksgiving Day.

Dec. 6 — Chargers clinch their fourth AFL West title in five years by defeating the New York Jets, 38-3, at Balboa Stadium (crowd attendance: 25,753).

Dec. 26 — With FL/WR Lance Alworth out with a knee injury and RB Keith Lincoln sidelined with a rib fracture, Buffalo beats the Chargers, 20-7, to clinch the AFL Championship.

1965

Jan. 16 — RB Keith Lincoln runs for an 80-yard touchdown as West defeats East, 38-14, in the AFL All-Star Game at Houston's Jeppesen Stadium. The game is originally moved from San Diego to New Orleans but moves to Houston at a day's notice after racial mistreatment in New Orleans.

April 27 — San Diego City Council (SDCC) endorses the construction of a multipurpose stadium in Mission Valley, this terminates the idea of a floating stadium in Mission Bay.

May 17 — SDCC approves expenditure of $750,000 for architectural and engineering drawings of a 50,000-seat stadium at the southwest corner of Friars Road and Murphy Canyon Road in Mission Valley.

Nov. 2 — Construction of the $27 million stadium is approved by a 73 percent "yes" vote by San Diego citizens.

Dec. 12 — The Chargers win their fifth AFL West title in six years by defeating the Texans, 37-26 at Rice Stadium in Houston.

Dec. 23 — RB Paul Lowe and FL/WR Lance Alworth finish first and second in the player voting for AFL Player of the Year honors.

Dec. 24 — Groundbreaking ceremonies are conducted for the team's future home, San Diego Stadium.

Dec. 26 — Buffalo defeats the Chargers, 23-0, at Balboa Stadium for the AFL Championship. At halftime, Chrysler introduces their new line of cars named "Chargers" (crowd attendance: 30,361).

1966

Jan. 15 — AFL All-Stars beat Buffalo, 30-19, in Houston's Rice Stadium. FL/WR Lance Alworth catches two touchdowns and LB Frank Buncom is named Defensive Player of the Game.

June 8 — The AFL and NFL announce plans to merge in 1970. The Chargers and Los Angeles Rams plan to play three preseason games at San Diego Stadium beginning in 1967.

Aug. 25 — Eugene V. Klein of Beverly Hills heads a group of 21 executives to purchase the Chargers for $10 million, a record price in professional football.

1967

Aug. 20 — San Diego Stadium is dedicated before 45,988 fans. Detroit beats the Chargers, 38-17, in the team's first preseason meeting with an NFL team.

Oct. 15 — CB Leslie "Speedy" Duncan sets AFL-record of 100-yard pick-six and a 35-yard fumble recovery for another touchdown as Chargers defeat Kansas City, 45-31. The game features 897 yards of total offense and 622 yards in returns.

Dec. 3 — The Chargers face Oakland in the first sellout game at San Diego Stadium while 2,018 watch the game on closed-circuit television at the San Diego Sports Arena (crowd attendance: 52,661).

1968

Aug. 3 — Chargers capture their first victory over an NFL team by defeating San Francisco, 30-18, in a preseason game at San Diego Stadium.

Nov. 24 — CB Leslie "Speedy" Duncan sets an AFL-record with a 95-yard punt return for a touchdown against the New York Jets at San Diego Stadium.

1969

Sept. 28 — The Chargers defeat the defending Super Bowl Champions, the New York Jets, before a record crowd of 54,042 at San Diego Stadium.

Nov. 14 — Offensive backfield coach, Charlie Waller, is named Chargers head coach following the resignation of Sid Gillman, who suffers from a stomach ulcer and chest hernia. Gillman remains as the team's general manager.

Dec. 14 — FL/WR Lance Alworth sets a professional record as he records a catch in his 96th consecutive game. The Chargers defeat Buffalo, 45-6.

1970

Jan. 17 — QB John Hadl leads the West to a 26-3 victory in the final AFL All-Star Game at the Houston Astrodome.

Sept. 18 — The first AFL-NFL merger game is played with the two divisions in the NFL being the NFC and AFC.

Sept. 27 — Smoke and ash from huge fires in San Diego's east county darken the skies over San Diego Stadium. Hadl hurls a 65-yard touchdown pass to RB Jeff Queen and another 35-yard touchdown pass to FL/WR Lance Alworth late in the fourth quarter as the Chargers salvage a 27-27 tie with Oakland.

Dec. 30 — Sid Gillman returns as Chargers head coach and Charlie Waller becomes an offensive coach in the staff reorganization announced by President Gene Klein.

1971

Feb. 13 — Harland Svare is named Chargers General Manager.

May 19 — The Chargers trade FL/WR Lance Alworth to Dallas for TE Pettis Norman, T Tony Liscio and DT Ron East.

Nov. 15 — K Dennis Partree nails a 45-yard field goal as time expires and the Chargers beat St. Louis 20-17 on *Monday Night Football*.

Nov. 22 — After a 34-33 loss at Oakland, San Diego holds a 4-6 record. Sid Gillman resigns as head coach and Harland Svare replaces him on an interim basis.

Dec. 19 — Harland Svare is named Chargers head coach during a press conference in Houston.

1972

Jan. 18 — QB John Hadl is named NFL Man of the Year as the top citizen-athlete of 1971. A $25,000 scholarship fund in Hadl's name benefits San Diego students.

March 28 — FL/WR Lance Alworth is inducted into the Breitbard Hall of Fame at the San Diego Hall of Champions.

Sept. 5 — The Chargers trade DT George Wright to Cleveland. In a 221-day period, General Manager/Head Coach Harland Svare consummates 21 trades.

1973

Jan. 22 — The Chargers acquire QB Johnny Unitas from Baltimore.

Jan. 30 — In the third round of the 1973 NFL Draft, the Chargers select future Hall of Fame QB Dan Fouts at No. 64 overall from the University of Oregon.

Sept. 30 — QB Johnny Unitas completes a 30-yard pass to RB Mike Garrett vs. Cincinnati and becomes the first quarterback in history to pass for more than 40,000 yards.

Nov. 5 — Harland Svare resigns as head coach but remains general manager. Ron Waller is named interim head coach.

1974

Jan. 8 — President Gene Klein names Tommy Prothro Chargers head coach.

Jan. 29 — The Chargers trade former All-Pro G Walt Sweeney, who played in 154 consecutive games for the Chargers, to Washington.

Dec. 15 — RB Don Woods sets a team and NFL rookie record with 1,162 rushing yards. Chargers beat Denver, 17-0, in their first shutout in 105 games.

1975

Jan. 2 — RB Don Woods is named Rookie of the Year for the 1974 season.

Jan. 28 — In the second round of the 1975 NFL Draft, the Chargers select future Hall of Fame DE Fred Dean at No. 33 overall from Louisiana Tech.

March 10 — T Ron Mix is inducted into the Breitbard Hall of Fame at the San Diego Hall of Champions.

Dec. 7 — The Chargers defeat Kansas City, 28-20, ending 11-game losing streak.

1976

Jan. 20 — Harland Svare resigns as general manager.

Feb. 16 — John Sanders is named Chargers general manager.

April 2 — The Chargers trade DE Coy Bacon to Cincinnati to acquire future Hall of Fame WR Charlie Joiner.

July 5 — UC San Diego becomes the sixth training site in club history.

Aug. 15 — St. Louis defeats the Chargers, 20-10, in a preseason game overseas at Tokyo's Korakuen Stadium.

Aug. 21 — The Chargers complete their preseason international trip with a 17-16 loss to San Francisco in Honolulu, Hawaii.

Sept. 28 — The Bolts score 27 points in the second quarter to defeat St. Louis, 43-24, for a 3-0 start, the team's best since 1968.

Oct. 17 — The Chargers celebrate alumni weekend in San Diego with a 30-27 win over Houston. The late Frank Buncom (1962-67), Bob Laraba (1960-61), Emil Karas (1960-64, 66) and Jacque MacKinnon (1961-69) are named honorary members of the newly formed Chargers Hall of Fame.

1977

Oct. 30 — K Rolf Benirschke hits an extra point following QB James Harris' five-yard touchdown run on fourth down as time expires to give the Chargers a 14-13 victory at Miami.

Nov. 13 — FL/WR Lance Alworth becomes the first member of the Chargers Hall of Fame at the induction ceremony during halftime of the Chargers vs. Denver game.

Nov. 20 — With QBs James Harris and Bill Munson injured, rookie QB Cliff Olander leads the Chargers to a 12-7 victory over defending-Super Bowl Champion Oakland in San Diego (crowd attendance: 50,887).

1978

July 29 — FL/WR Lance Alworth is the first AFL player and Charger to be inducted into the Pro Football Hall of Fame.

Sept. 25 — Don Coryell is named the sixth head coach in Chargers history by President Gene Klein after Tommy Prothro resigns.

Oct. 8 — The Chargers defeat Denver, 23-0, for Don Coryell's first win as head coach.

Nov. 5 — T Ron Mix is inducted into the Chargers Hall of Fame.

Nov. 12 — QB Dan Fouts throws a 14-yard touchdown pass to WR John Jefferson as time expires to give Chargers a 29-23 overtime victory against Kansas City.

1979

May 3 — The Chargers trade the 20th and 47th picks in the 1979 NFL Draft to Cleveland for the No. 13 selection, using that to select future Hall of Fame TE Kellen Winslow out of the University of Missouri.

July 28 — T Ron Mix becomes the second AFL player and Charger inducted into the Pro Football Hall of Fame.

Oct. 21 — QB Dan Fouts passes for 326 yards in the 40-16 victory at Los Angeles. This is his third-consecutive 300-yard passing game, setting an NFL record.

Oct. 25 — QB Dan Fouts extends his NFL record for consecutive 300-yard games to four-straight after totaling 303 passing yards at Oakland.

Nov. 18 — RB Pawl Lowe is inducted into the Chargers Hall of Fame.

Dec. 11 — The Bolts clinch their first playoff berth in 14 years. They score all of their points in the first half of the 35-0 victory over New Orleans.

Dec. 17 — The Chargers defeat Denver to clinch their first division title since 1965 and sixth all-time AFC West title in the game at San Diego Stadium and in front of a national television audience on ABC's *Monday Night Football* (crowd attendance: 51,910).

1980

Jan. 14 — General Manager John Sanders is named NFL Executive of the Year in a ballot vote of NFL executives conducted by *Sporting News*.

Jan. 27 — Head Coach Don Coryell and his staff, along with T Russ Washington, QB Dan Fouts, DT Gary Johnson, DE Fred Dean, WR Charlie Joiner and G Ed White represent the Chargers on the AFC squad in the Pro Bowl at Honolulu's Aloha Stadium.

Sept. 14 — QB Dan Fouts throws a 24-yard touchdown pass to WR John Jefferson in overtime to give the Chargers a 30-24 victory over Oakland at San Diego Stadium (crowd attendance: 51,943).

Sept. 28 — The Bolts defeat Kansas City, 24-7, at Arrowhead Stadium to improve to 4-0 in AFC West play, their best division start since 1966.

Oct. 19 — QB Dan Fouts passes for a then-team-record 444 yards in a 44-7 victory over the New York Giants.

Nov. 30 — RB Keith Lincoln and first Chargers owner Barron Hilton are inducted into the Chargers Hall of Fame.

Dec. 22 — On *Monday Night Football* at San Diego Stadium, TE Kellen Winslow catches 10 passes for 171 yards as the Chargers clinch their second-straight, seventh all-time AFC West title by defeating Pittsburgh, 26-17. San Diego's Mayor Pete Wilson announces San Diego Stadium to be renamed San Diego Jack Murphy Stadium in honor of the late Jack Murphy, editor at the *San Diego Union-Tribune*.

1981

Feb. 1 — The Chargers become the first team in Pro Bowl history to feature three all-star defensive linemen from the same team — Gary Johnson, Louie Kelcher and Fred Dean are all starters.

Sept. 7 — QB Dan Fouts (330 yards and three touchdowns), RB Chuck Muncie (161 rushing yards) and WR Charlie Joiner (six catches and 191 receiving yards) lead the Chargers to a 44-14 victory in *Monday Night Football's* season-opener in Cleveland (crowd attendance: 78,904).

Nov. 22 — QB Dan Fouts passes for six touchdowns, including four to TE Kellen Winslow, who also catches a fifth passing score from RB Chuck Muncie in a 55-21 win at Oakland.

Nov. 29 — DT Ernie Ladd and G Walt Sweeney are inducted into the Chargers Hall of Fame.

Dec. 21 — The Chargers clinch their third-straight, eighth all-time AFC West title on the final Monday night of the season by defeating Oakland, 23-10.

1982

Jan. 2 — K Rolf Benirschke makes a 27-yard field goal after 13:52 of overtime to give the Chargers a dramatic 41-38 victory over Miami at the Orange Bowl in one of the most epic playoff games in NFL history, making the game known as The Epic In Miami.

Jan. 10 — The Chargers lose to Cincinnati for the AFC Championship, 27-7, in what is the coldest game in NFL history at the time. The temperature at kickoff is -9 °F with a wind chill of -59 °F.

Sept. 12 — San Diego's defense doesn't allow a touchdown for the first time since Dec. 9, 1979. The Chargers go on to win their season opener, 23-3, in Denver.

Sept. 21 — The NFL Players Association (NFLPA) walk out on strike.

Nov. 16 — The Management Council and NFLPA come to an agreement to end the eight-week strike.

Dec. 11 — QB Dan Fouts ties a club record with 444 passing yards and 33 completions as the Bolts defeat the defending-Super Bowl Champion San Francisco 49ers, 41-37.

Dec. 20 — The Chargers set four team records, including 661 total yards, as they defeat defending-AFC Champion Cincinnati, 50-34.

1983

Jan. 9 — RB Chuck Muncie runs for 126 rushing yards and QB Dan Fouts throws for 333 passing yards as the Chargers clinch a Wild Card playoff spot by defeating Pittsburgh, 31-28.

April 11 — The Chargers sign a 20-year lease with San Diego, which allows them to continue to play in Jack Murphy Stadium with additional plans to expand stadium capacity to 60,100.

July 30 — Former head coach Sid Gillman is inducted into the Pro Football Hall of Fame as the third Charger to be inducted in history.

Oct. 10 — Expansion construction begins on Jack Murphy Stadium.

Nov. 27 — QB John Hadl is inducted into the Chargers Hall of Fame.

1984

Jan. 16 — K Rolf Benirschke is named NFL/Miller Man of the Year.

May 1 — Expansion construction is completed at Jack Murphy Stadium.

May 24 — The NFL announces that San Diego will host Super Bowl XXII on Jan. 31, 1988.

Aug. 1 — Alex G. Spanos, one of the nation's leading apartment complex builders, purchases majority interest in Chargers from Eugene V. Klein.

Aug. 28 — Alex G. Spanos is officially approved as majority owner of the Chargers by a vote of NFL owners. "I'm on cloud nine," said Spanos. "This is the culmination of a dream, a lifelong dream. I'm a very happy man today."

Oct. 7 — TE Kellen Winslow catches a then-team-record 15 passes at Green Bay.

Oct. 29 — LB Chuck Allen is inducted into the Chargers Hall of Fame.

Nov. 25 — WR Charlie Joiner records a then-NFL-record 650th career catch at Pittsburgh.

Dec. 11 — San Diego Mayor Roger Hedgecock declares Dec. 11 "Charlie Joiner Day" in San Diego.

1985

Nov. 3 — WR Gary Garrison and first Chargers head coach Sid Gillman are inducted into the Chargers Hall of Fame.

Nov. 10 — RB/KR Lionel James gains 345 all-purpose yards, including the game-winning, 17-yard touchdown run in overtime for a 40-34 victory over the Los Angeles Raiders. It is the second-most all-purpose yards in a game in NFL history.

Dec. 22 — G Ed White plays in his 241st career game, a then-NFL-record, the most among offensive linemen. QB Mark Hermann sets a club-record for completions (37) and attempts (58) as a starter for injured QB Dan Fouts.

1986

Sept. 7 — San Diego opens the season with 500 yards of total offense — 224 rushing and 276 passing — in a 50-28 victory over Miami.

Oct. 29 — Assistant Head Coach Al Saunders is named head coach following Don Coryell's resignation. At 39, Saunders is the youngest head coach in NFL history.

Nov. 9 — The Chargers beat Denver, 9-3, for Saunders' first NFL win.

Dec. 29 — DE Leslie O'Neal is named Defensive Rookie of the Year by *The Associated Press*.

1987

Jan. 6 — Al Saunders signs a five-year contract to remain as the team's head coach.

Jan. 12 — WR Charlie Joiner retires with 750 career receptions, the most in NFL history at the time, and is immediately named Chargers wide receivers coach.

Jan. 27 — Steve Ortmayer is named Director of Football Operations for the Chargers.

Sept. 22 — NFLPA begins a strike that lasted 24 days. Week 3 games are cancelled due to the strike before replacement teams are fielded.

Oct. 15 — NFLPA strike ends.

Oct. 18 — The Chargers finish the season as one of two undefeated (3-0) strike teams by winning all three games in the fourth quarter.

Nov. 15 — The Chargers beat the Los Angeles Raiders for their eighth-straight win. The Bolts end the season with the best record in the League (8-1) and earn the first season sweep of the Raiders since 1981.

1988

Jan. 31 — Washington defeats Denver, 42-10, in Super Bowl XXII at Jack Murphy Stadium.

March 24 — QB Dan Fouts announces his retirement as the NFL's second all-time leading passer with 43,045 yards while holding seven NFL records and 42 club records.

Sept. 18 — The Chargers end their eight-game regular-season losing streak against Seattle with a 17-6 win. It is their first win against the Seahawks since 1983.

Nov. 27 — QB Dan Fouts' jersey, No. 14, is honored at halftime of "Dan Fouts Day" in San Diego.

Dec. 18 — RB Gary Anderson sets club records with 34 carries and 217 rushing yards in a 24-13 victory over Kansas City.

Dec. 19 — Head coach Al Saunders is relieved of his duties.

1989

Feb. 9 — Former Chargers quarterback, Redskins assistant and Falcons head coach, Dan Henning, is named Chargers head coach.

Dec. 17 — RB Marion Butts sets a club record with 39 carries and a team rookie record with 176 yards in a 20-13 win vs. Kansas City.

Dec. 18 — Director of Football Operations Steve Ortmayer is terminated.

Dec. 24 — Chargers beat defending-AFC Champion Broncos, 19-16, marking the 14th consecutive game as the Chargers hold an opponent to 20 points or less and the Chargers' 13th game of the season to be decided by seven points or less.

1990

Jan. 3 — Bobby Beathard is named Chargers general manager.

March 11 — Former team president Eugene V. Klein dies.

April 17 — The Chargers announce the formation of their cheerleading dance team, "The Charger Girls."

April 23 — The Chargers select future Hall of Fame LB Junior Seau from Southern California at No. 5 overall in the 1990 NFL Draft.

Oct. 28 — CB Gill Byrd intercepts two passes vs. Tampa Bay, marking a team-record 29th and 30th of his career to surpass former CB Dick Harris.

Dec. 16 — RB Marion Butts sets a single-season team record with 1,225 rushing yards.

1991

Feb. 19 — G Ed White is inducted into the Breitbard Hall of Fame.

April 5 — Alex G. Spanos serves as the National Chairman of USO's Golden Anniversary Salute Luncheon in Los Angeles and produces USO's most successful fundraising event in history, raising more than $4.5 million.

Oct. 6 — The 0-5 Chargers defeat the 3-2 Raiders, 21-13, at the team's first non-strike win at the Coliseum since the Raiders move to Los Angeles.

Dec. 23 — Dan Henning and his coaching staff are terminated.

1992

Jan. 2 — Bobby Ross is named the ninth head coach in Chargers history.

Aug. 13 — The Chargers acquire QB Stan Humphries in a trade with Washington.

Nov. 1 — The Bolts defeat Indianapolis, 26-0, to become the first team in NFL history to win four-straight games after starting the season 0-4.

Dec. 20 — The Chargers clinch their first playoff berth since 1983 with a 36-14 win against the Los Angeles Raiders. They become the only team in history to start a season 0-4 and make the playoffs.

Dec. 27 — The Chargers win their ninth AFC West title with a 31-14 win in Seattle.

1993

Jan. 2 — RB Marion Butts rushes for 119 yards and a touchdown on a rain-soaked field at Jack Murphy Stadium as the Chargers shut out Kansas City, 17-0, in the AFC Wild Card playoff game. The defense records seven sacks and two interceptions.

July 31 — QB Dan Fouts is the fourth Charger to be inducted into the Pro Football Hall of Fame.

Sept. 19 — QB Dan Fouts and WR Charlie Joiner are inducted into the Chargers Hall of Fame. The team recognizes the former players and the 1963 AFL Championship team. At the game, K John Carney kicks six field goals as the Chargers are victorious over Houston, 18-17.

Oct. 27 — Thanks to efforts of Alex G. Spanos, NFL owners award Super Bowl XXXII to San Diego (January 25, 1998).

Nov. 9 — In recognition of his efforts that secured Super Bowl XXXII, San Diego Mayor Susan Golding proclaims Nov. 9, 1993, as "Alex G. Spanos Day" in San Diego.

Dec. 12 — Former Owner Barron Hilton, one of the AFL's founding members in 1959, is honored with tribute and a bronze sculpture at Jack Murphy Stadium.

1994

July 30 — The Chargers face Atlanta in the Hall of Fame Game in Canton, Ohio.

Aug. 13 — The Bolts make first appearance in the American Bowl, falling short to the New York Giants, 28-20, at Olympic Stadium in Berlin, Germany.

Sept. 4 — FS Stanley Richard returns a 99-yard interception for a touchdown that helped lead the way to a 37-34 come-from-behind win in Denver to open the season.

Sept. 18 — QB Stan Humphries and WR Tony Martin tie an NFL-record with a 99-yard touchdown pass in a 27-10 win against Seattle at Husky Stadium.

Sept. 25 — The Chargers defeat the Raiders, 26-24, on a 33-yard field goal by K John Carney with two seconds remaining. The Bolts improve to 4-0, the team's best start since 1980.

Oct. 16 — San Diego becomes the NFL's last unbeaten team (6-0) of the season after a win in New Orleans.

Dec. 18 — The Chargers clinch their 10th AFC West title with a 21-6 road victory over the New York Jets.

1995

Jan. 8 — The Chargers overcome a 21-6 third-quarter deficit to advance to the AFC Championship game with a 22-21 victory over Miami.

Jan. 15 — The Chargers advance to their first Super Bowl in franchise history after a 17-13 win over the heavily-favored Steelers at Three Rivers Stadium. LB Dennis Gibson knocks down Neil O'Donnell's pass to stop the Steelers on fourth down at the Chargers three-yard line with 1:04 left in the game. Upon the team's return to San Diego, an estimated crowd of 70,000 fans are packed inside Jack Murphy Stadium to welcome them home.

Jan. 29 — The Chargers suffer a 49-26 loss to the San Francisco 49ers in Super Bowl XXIX in Miami, Florida. WR/KR Andre Coleman ties Super Bowl record with a 98-yard kickoff return touchdown in the third quarter.

Jan. 30 — Upon the team's return to San Diego following the Super Bowl, more than 100,000 fill the streets of downtown San Diego for a post-Super Bowl parade.

Feb. 1 — Defensive Coordinator Bill Arnsparger retires.

March 6 — Chargers President Dean Spanos announces agreement with the City of San Diego that extended their lease through 2020. The agreement plan includes an expansion of the stadium capacity to more than 70,000 and modernization.

May 2 — Dean Spanos signs General Manager Bobby Beathard and Head Coach Bobby Ross to contract extensions that will last through 1999.

May 18 — Owner Alex Spanos announce plans to create the Alex G. Spanos San Diego Foundation, a non-profit organization designated to "help San Diego build on its strengths by supporting individuals, activities and organizations that work to make the city a better place to live." He also announces a $1.5 million donation to the San Diego Hall of Champions.

June 19 — LB David Griggs is killed in a one-car accident in Davie, Fla. He is the first player in team history to die while on the active roster.

July 29 — TE Kellen Winslow is inducted into the Pro Football Hall of Fame, becoming the fifth Hall of Famer in Chargers history.

Aug. 19 — The Chargers preseason game in Houston is canceled due to unsafe field conditions at the Astrodome. It is the first-ever canceled NFL game.

Sept. 3 — The Chargers face the Raiders in their first regular-season game at the Oakland Coliseum since 1981.

Dec. 17 — K John Carney passes K Rolf Benirschke as the team's all-time leader for career made field goals in a 27-24 victory in Indianapolis.

Dec. 23 — SS Shaun Gayle has a 99-yard interception return through a barrage of snowballs that seals a 27-17 road win over the New York Giants, clinching San Diego's third playoff berth in four seasons.

1996

April 3 — President Dean Spanos announces that minority owner George Pernicano is selected as the 19th member of the Chargers Hall of Fame.

May 11 — RB Rodney Culver and his wife, Karen, are killed in a plane crash (ValuJet Flight 592) in the Florida Everglades.

July 27 — The Chargers defeat Pittsburgh, 20-10, in the American Bowl in Tokyo, Japan. WR Charlie Joiner is inducted into the Pro Football Hall of Fame in Canton, Ohio, the sixth in Chargers history.

Sept. 8 — Minority Owner George Pernicano is inducted into the Chargers Hall of Fame.

Nov. 2 — Owner Alex Spanos receives the Gloria Swanson Humanitarian Award at the American Cinema Awards 11th Annual All-Star Gala in Beverly Hills, Calif. The award is presented to an individual who contributes beyond all others to those who are less fortunate in the United States and around the world.

1997

Jan. 3 — Head Coach Bobby Ross resigns and his coaching staff is released.

Jan. 10 — Alex Spanos donates $1 million to the American Red Cross to assist flood victims in Northern California.

Jan. 19 — Bobby Beathard names Kevin Gilbride Chargers head coach.

Feb. 13 — The Alex G. Spanos Sports Fields are dedicated at Kate Sessions Elementary School in Pacific Beach, Calif., with a culmination of $102,000 donation from the Spanos family. The field is for students from Kate Sessions and Bishops School as well as for the community of Pacific Beach.

April 7 — Qualcomm is awarded naming rights to Jack Murphy Stadium, changing the home of the Bolts to Qualcomm Stadium.

May 23 — Dean Spanos introduces K Rolf Benirschke as the 20th inductee to the Chargers Hall of Fame. Induction ceremonies are set for Sept. 28.

Aug. 2 — The Chargers defeat the San Francisco 49ers, 20-13, in the first game at the newly-renovated and expanded Qualcomm Stadium (crowd attendance: 62,542).

Sept. 14 — K John Carney surpasses Rolf Benirschke as the Chargers' all-time leading scorer with his 767th career point against Carolina.

1998

Feb. 27 — QB Stan Humphries announces his retirement. Alex Spanos donates $100,000 to create the Brooke Humphries Heart Fund at the Children's Hospital.

March 12 — The Chargers acquire the No. 2 overall selection in the 1998 NFL Draft from Arizona for WR Eric Metcalf, LB Patrick Sapp, the team's first (third overall) and second (32nd overall) selections in 1998, and their first-round selection of the 1999 NFL Draft.

April 18 — The Chargers use their newly-acquired No. 2 overall pick to select Washington State QB Ryan Leaf.

Sept. 6 — The Chargers defeat Buffalo, 16-14, in front of the largest home opener crowd in team history (crowd attendance: 64,037).

Oct. 13 — Head Coach Kevin Gilbride is fired after his sixth game of the season. Quarterbacks Coach June Jones takes over as the interim head coach.

Nov. 29 — A home-record crowd of 66,532 see the Bolts play defending-Super Bowl Champion Denver Broncos. At halftime of the game, former CB/S Gil Byrd is inducted into the Chargers Hall of Fame.

1999

Jan. 20 — Mike Riley is named Chargers head coach after June Jones accepts the job as head coach at the University of Hawai'i.

Sept. 19 — The Chargers beat Cincinnati, 34-7. Riley is the first Chargers head coach to win a debut game since Sid Gillman in 1960.

Oct. 24 — The Chargers set a new home attendance record of 68,274 against the Green Bay Packers.

Nov. 21 — DT Gary "Big Hands" Johnson is inducted into the Chargers Hall of Fame.

Nov. 28 — QB Jim Harbaugh passes for a career-high 404 passing yards at Minnesota. He becomes the second quarterback in Chargers history to top 400 yards in a game.

2000

March 22 — The Spanos family and Chargers contribute more than $3 million towards a new Chargers Champion community outreach initiative. It will benefit students, schools and educators who are "making a difference" for San Diego's future. Chargers Champions also encompasses the team's ongoing support of youth and high school football as well as its long-standing community service programs such as the blood drive.

April 25 — General Manager Bobby Beathard retires after 37 years in the NFL. Dean Spanos names Ed McGuire as Vice President of Football Operations.

June 6 — The Spanos family contributes $250,000 through Chargers Champions to create and fund freshman football and volleyball in San Diego Schools, beginning in the Fall of 2000.

Sept. 24 — G Doug Wilkerson is inducted into the Chargers Hall of Fame.

2001

Jan. 5 — Dean Spanos names John Butler as Executive Vice President and General Manager of the Chargers.

Jan. 9 — Norv Turner is named offensive coordinator. Prior to his time with the Chargers, Turner was Dallas' Offensive Coordinator during back-to-back Super Bowl titles in 1992 and 1993.

April 20 — Chargers trade the No. 1 pick in the 2001 NFL Draft to Atlanta for Falcons first pick (No. 5) and third-round pick. The Chargers receive WR/KR Tim Dwight and Falcons' second-round pick in the 2002 NFL Draft.

April 22 — The Chargers use their top selections in the Draft to select Heisman Trophy finalists, and future Hall of Fame RB LaDainian Tomlinson of TCU and QB Drew Brees of Purdue.

Nov. 25 — WR Wes Chandler is inducted into the Chargers Hall of Fame.

Dec. 31 — Mike Riley's tenure as a head coach ends as team announces his contract will not be renewed for the 2002 season.

2002

Jan. 29 — Marty Schottenheimer is named the team's 13th head coach.

May 9 — The Chargers sign a five-year agreement to move training camp to the Home Depot Center at Cal State Dominguez Hills in Carson, Calif.

May 14 — Dean Spanos announces Mark Fabiani as Special Counsel to the President. Fabiani's primary function is to work with the San Diego community to secure a new state-of-the-art stadium in the San Diego region.

Sept. 8 — Head Coach Marty Schottenheimer leads the Chargers to a 34-6 victory over Cincinnati in his debut with a 4-0 start. He becomes the only coach in team history to win his first four games.

Nov. 3 — Former head coach Bobby Ross and QB Stan Humphries are inducted into the Chargers Hall of Fame.

Dec. 1 — RB LaDainian Tomlinson rushes for a then-team-record 220 yards vs. Denver.

Dec. 8 — RB LaDainian Tomlinson breaks RB Natrone Means' team-record of 1,350-yards (1994). Tomlinson ends the season with 1,683-rushing yards and is selected to the Pro Bowl.

Dec. 22 — LB Junior Seau plays in his franchise-record-tying 200th career game. He finishes the game with five tackles.

2003

Jan. 26 — Super Bowl XXXVII is played at Qualcomm Stadium. Tampa Bay defeats Oakland, 48-21, for their first Super Bowl Championship.

March 4 — The Chargers begin to negotiate with the City of San Diego to replace the then 36-year-old Qualcomm Stadium.

April 11 — General Manager John Butler succumbs to his nine-month battle with cancer.

April 16 — The Chargers trade LB Junior Seau to Miami.

April 22 — AJ Smith is promoted to Executive Vice President and General Manager of the team.

July 22 — The Chargers open training camp at the Home Depot Center in Carson, Calif.

Oct. 27 — The Chargers' *Monday Night Football* game vs. Miami is relocated to Sun Devil Stadium in Tempe, Ariz., as Qualcomm Stadium is used as an evacuation site during wildfires that rage through San Diego County. Admission to Sun Devil Stadium for the game is free and volunteers collect more than $225,000 in donations for the fire relief.

Oct. 31 — Alex Spanos donates $1 million to San Diego Fire Relief Fund.

Nov. 9 — DT Louie Kelcher is inducted into the Chargers Hall of Fame.

Dec. 14 — RB LaDainian Tomlinson amasses 195 total yards against Green Bay, raising his season total to 2,011. He becomes the first player in team history and only the eighth player in NFL history to record consecutive seasons with 2,000 all-purpose yards.

Dec. 28 — RB LaDainian Tomlinson breaks his own team record with 243 rushing yards in the 21-14 victory over the Raiders. During the game, he becomes the first player in NFL history to rush for 1,000 yards and catch 100 passes in the same season.

2004

April 24 — The Bolts select QB Eli Manning No. 1 overall in the NFL Draft. An hour later, Manning is traded to the New York Giants for QB Philip Rivers, who was selected by New York with the fourth overall choice. The Chargers also acquire the Giants third-round choice in 2004 and their first and fifth-round selections in the 2005 NFL Draft.

July 2 — The Chargers and the City of San Diego sign a new lease agreement. The new lease is scheduled to run through 2008 and helped pave the way for a referendum that will give San Diegans the opportunity to vote for a new football-only stadium in 2006.

July 26 — G Ed White and C/G Don Macek are named to the Chargers Hall of Fame.

Aug. 14 — The Chargers preseason game against Indianapolis is blacked out locally. It is the first local television blacked out since Sept. 27, 1998. As part of the team's previous lease, all blackout dates had been lifted since Oct. 18, 1998.

Oct. 31 — QB Drew Brees completes 22-of-25 passes for 281 yards with five touchdowns and no interceptions. The Chargers beat Oakland 42-14. Brees finishes the game with a career-high passer rating of 153.1.

Nov. 15 — Jim Steeg, who helped the Super Bowl become one of the world's premier sporting events, is named Executive Vice President and Chief Operating Officer of the Chargers.

Dec. 16 — The team announces that training camp will be held at Chargers Park beginning in 2005.

Dec. 19 — The Chargers clinch their first AFC West title since 1994 with a 21-0 win in Cleveland on a snowy day. The game-time temperature is 18 degrees with a wind-chill factor of -10. It is the Chargers' first shutout since Nov. 29, 1993.

2005

Jan. 7 — Alex Spanos donates $150,000 providing aid to victims of the devastating tsunami that rocked Southeast Asia on Dec. 26, 2004.

Jan. 8 — Chargers fall to the New York Jets in overtime, 20-17, in the AFC Wild Card Playoffs in what was the team's first postseason appearance since 1995.

Jan. 14 — Head Coach Marty Schottenheimer agrees to a two-year contract extension through 2007.

March 7 — Dean Spanos extends General Manager AJ Smith's contract through the 2009 season.

July 29 — Chargers open training camp at Chargers Park.

Sept. 18 — RB LaDainian Tomlinson rushes for a touchdown in an NFL-record 14th-straight game.

Oct. 2 — A 41-17 victory over the Patriots ends New England's NFL-record 21 home game win streak.

Oct. 10 — A new stadium record of 68,537 turn out to see the Chargers play Pittsburgh on *Monday Night Football*.

Oct. 16 — RB LaDainian Tomlinson scores on a 35-yard catch-and-run to tie Lenny Moore's NFL record with his 18th consecutive game with a touchdown.

Nov. 20 — FL/WR Lance Alworth's No. 19 jersey is honored at halftime of the Chargers vs. Buffalo game.

Dec. 18 — A 26-17 win in Indianapolis ends the Colts 13-0 start to the season. They are only the fourth team with a 13-0 start in NFL history.

Dec. 24 — The Chargers 28-game streak, including playoffs, of not losing by more than four points ends in a 20-7 loss at Kansas City. It is the NFL's third-longest streak since 1950.

Dec. 31 — RB LaDainian Tomlinson passes FL/WR Lance Alworth to become the team's all-time leader in career yards from scrimmage. He also scores his 20th touchdown of the season to break RB Chuck Muncie's team record of 19. San Diego leads the NFL in run defense with 84.3 yards-per-game. The Chargers go on to hold three teams to less than 40 rushing yards for the first time since 1965.

2006

Jan. 4 — LB Shawne Merriman is named Defensive Rookie of the Year by *The Associated Press*.

Feb. 12 — Six Chargers play in the Pro Bowl in Honolulu, Hawaii. It's the most Chargers selected in over 20 seasons (1983).

May 1 — The San Diego City Council amends the Chargers lease and allows the team to explore options for a new stadium within San Diego County.

May 9 — Dean Spanos is presented with the 44th Annual Golden Achievement Award by the Boys & Girls Club of San Diego.

Sept. 11 — The Chargers clinch a season-opening, 27-0, victory in Oakland on ESPN's *Monday Night Football*. It is San Diego's first shutout win over the Raiders since 1961.

Oct. 8 — The Chargers beat defending the Super Bowl Champion Pittsburgh Steelers, 23-13, on NBC's *Sunday Night Football*.

Oct. 15 — RB LaDainian Tomlinson ties a team record with four touchdowns at San Francisco. He passes FL/WR Lance Alworth as the team's all-time touchdown leader.

Nov. 12 — The Chargers overcome a 21-point first-half deficit for a 49-41 win in front of a stunned crowd at Cincinnati's Paul Brown Stadium. The Bolts trail 28-7 at half, but outscore the Bengals 42-13 in the second half to improve to 7-2 on the season.

Nov. 19 — RB LaDainian Tomlinson scores four touchdowns in the 35-27 win at Denver. The Bolts overcome a 24-7 third-quarter deficit to become the first team in NFL history to overcome a 17-point deficit in consecutive weeks. Tomlinson becomes the first NFL player to score four-plus touchdowns three times in a season and is the fastest player in NFL history to have 100 touchdowns, doing so in just 89 career regular-season games.

Nov. 26 — RB LaDainian Tomlinson sets a new team record for single-season rushing touchdowns with 21 on the year.

Dec. 10 — RB LaDainian Tomlinson scores three touchdowns against Denver and sets an NFL record for single-season touchdowns with 29 on the year. The Chargers win, 48-20, and claim their second AFC West title in three seasons.

Dec. 17 — In a 20-9 win against Kansas City, RB LaDanian Tomlinson Tomlinson becomes the fastest player in NFL history to score 100 rushing touchdowns. With his first touchdown of the game, he breaks Paul Hornung's NFL record for most points in a season. His second touchdown of the game is a career-long 85 yards and the team's longest since 1962. These touchdowns are his 27th and 28th rushing touchdowns for a new NFL single-season record. It is also his NFL-record eighth-consecutive multi-touchdown game.

Dec. 24 — The Bolts beat Seattle, 20-17, on a 37-yard touchdown pass from QB Philip Rivers to WR Vincent Jackson only seconds left in the game. It is the team-record 13th win of the season.

Dec. 31 — The Chargers clinch the No. 1 seed and home-field advantage in the playoffs with a 27-20 victory over Arizona. It is the third No. 1 seed ranking in team history (previously in 1979 & 1980) and is a team-record 14th win of the season. Head Coach Marty Schottenheimer wins his 200th regular-season game, RB LaDainian Tomlinson claims his first NFL-rushing title with 1,815 yards and LB Shawne Merriman claims his first NFL sack title with 17.0 on the year.

2007

Jan. 4 — RB LaDainian Tomlinson is named NFL Most Valuable Player and Offensive Player of the Year by *The Associated Press*. He is the team's first-ever *AP* MVP.

Jan. 14 — A stadium-record 68, 810 fans fill Qualcomm Stadium for the AFC Divisional Playoffs vs. New England.

Feb. 2 — RB LaDainian Tomlinson shares the 2006 Walter Payton NFL Man of the Year Award with former Chargers QB Drew Brees, which recognizes them for their community service and playing excellence.

Feb. 10 — A team-record 10 Chargers play in the Pro Bowl. An 11th, QB Philip Rivers, is selected but did not play due to a foot injury.

Feb. 12 — Head Coach Marty Schottenheimer is relieved of his duties.

Feb. 19 — Offensive Coordinator Norv Turner, is named the 14th head coach in franchise history.

March 14 — The Chargers unveil new uniforms at the US Grant Hotel in San Diego. The most notable change is the metallic-white helmets that feature a gold bolt and outlined in both powder blue and navy.

Sept. 9 — A record-crowd of 67,837 watches as the Chargers defeat the defending-NFC Champion Chicago Bears, 14-3 in the home-opener.

Oct. 7 — The Bolts hand Denver their worst-ever home loss in 41 years, 41-3. It is the Chargers' largest-ever margin of victory against Denver.

Oct. 14 — RB LaDainian Tomlinson scores all four touchdowns in a 28-14 win over the Raiders.

Oct. 23 — Wildfires rage through San Diego and fill the air with smoke. The Chargers practice for three days at the Arizona Cardinals training facility in Tempe, Ariz.

Oct. 27 — Alex and Dean Spanos pledge $1 million to aid victims of the wildfires and support the firefighting efforts. It is the largest personal financial commitment to relief efforts. The Spanos family made a similar donation following the fires of 2003.

Oct. 28 — Qualcomm Stadium is cleared as an evacuation site and the Chargers beat Houston, 35-10, under a smoky hazed sky. CB Antonio Cromartie and TE Antonio Gates each score two touchdowns in the win.

Nov. 4 — CB Antonio Cromartie has a 109-yard touchdown return off a missed field goal at the end of the first half in Minnesota, setting the record for the longest touchdown in NFL history.

Nov. 11 — In a 23-21 victory over defending Super Bowl Champion Colts on NBC's *Sunday Night Football*, RB/KR Darren Sproles has a kickoff return and a punt return while CB Antonio Cromartie intercepts Super Bowl MVP Peyton Manning three times in the first half. Manning throws a career-high six interceptions.

Dec. 9 — The Chargers overcome a 14-point fourth-quarter deficit at Tennessee to win, 23-14. The Bolts tie the game with nine seconds remaining on the clock and clinch the win on a 16-yard run by RB LaDainian Tomlinson in overtime.

Dec. 16 — The Chargers clinch their second-straight AFC West title and third in four years with a 51-14 victory over Detroit. Head Coach Norv Turner becomes the second Chargers coach to win an AFC West title in his first season. He is presented the game ball in the locker room by Dean Spanos following the game.

2008

Jan. 1 — General Manager AJ Smith receives a five-year contract extension through 2014.

Jan. 6 — Down 6-0 at halftime, the Bolts score 17 unanswered points and beat Tennessee in the AFC Wild Card playoffs at Qualcomm Stadium. This is the team's first playoff win since 1995. RB LaDainian Tomlinson scores twice, including a leap at the one-yard line to score and put away the game in the fourth quarter.

Jan. 13 — The Chargers knock the reigning-Super Bowl Champion Indianapolis Colts out of playoffs in the divisional round, 28-24, at the RCA Dome. With QB Philip Rivers is out with a knee injury, backup QB Billy Volek scores the game-winning touchdown on a one-yard quarterback sneak with just under five minutes remaining. The Chargers defense makes two late stands, including one inside the 10-yard line as the clock hits the 2-minute warning.

Jan. 20 — Chargers fall to New England in AFC Championship Game, 21-12, on a frigid day in Foxborough, Mass. QB Philip Rivers plays with a torn ACL in his right knee.

Aug. 2 — DE Fred Dean becomes the seventh Charger in history inducted into the Pro Football Hall of Fame.

Oct. 12 — DE Fred Dean is inducted into the Chargers Hall of Fame.

Oct. 26 — The Chargers play their first-ever regular-season game overseas against New Orleans at London's Wembley Stadium (attendance: 83,226).

Dec. 14 — Down 21-10 at the start of the fourth quarter, Rivers rallies the Chargers to a 22-21 victory at Kansas City. He has two touchdown passes in the final 1:13 of the game. After the first touchdown, LB Antwan Applewhite forces a fumble and WR Kassim Osgood's recovers an onside kick set up the game-winning drive.

Dec. 21 — Following a 41-24 victory at Tampa Bay, on the plane home, the Chargers learn that Buffalo upset the Broncos in Denver, setting the stage for the Dec. 28 AFC West title game vs. the Broncos.

Dec. 28 — The Chargers rush for a team-record 289 yards as they defeat Denver, 52-21, for the AFC West title. The Bolts become the first team in NFL history to make playoffs after they start 4-8 and are the first NFL team since the division was aligned in 1967 to win the division having trailed by three games with three to play.

2009

Jan. 3 — Down 17-14 as they enter the fourth quarter, the Chargers rally for a game-tying field goal and beat Indianapolis, 23-17, in overtime in the AFC Wild Card playoffs at Qualcomm Stadium. RB/KR Darren Sproles racks up 328 all-purpose yards and wins the game with a 22-yard touchdown run in overtime.

Aug. 24 — QB Philip Rivers signs a six-year contract extension that would last through the 2015 season.

Sept. 14 — RB/KR Darren Sproles racks up 246 total yards and posts a five-yard touchdown run with 18 seconds remaining. This gives the Chargers a 24-20 season-opening victory in Oakland on ESPN's *Monday Night Football*.

Nov. 8 — QB Philip Rivers throws an 18-yard touchdown pass to WR Vincent Jackson with 21 seconds left, capping a 21-20 comeback victory over the New York Giants.

Nov. 22 — The Chargers erase a 3.5-game deficit and take first place in the AFC West following the 32-3 victory at Denver.

Nov. 27 — The 53 greatest Charges of all-time, voted by fans and media, are honored at a Block Party in Downtown San Diego as the team's 50th Anniversary Team.

Nov. 29 — Chargers honor the 50th Anniversary Team with a 43-14 victory over Kansas City.

Dec. 20 — K Nate Kaeding hits a 52-yard field goal with three seconds remaining for a 27-24 victory over Cincinnati. The team learns that Oakland has upset Denver at Invesco Field at Mile High, clinching the Chargers their fourth-straight AFC West title.

Dec. 25 — The Chargers win their first-ever Christmas Day game over Tennessee, 42-17, bringing their record to 12-3 to clinch the No. 2 seed.

2010

Jan. 18 — Dean Spanos signs Head Coach Norv Turner to a three-year contract extension.

Feb. 22 — After nine seasons in San Diego, including his MVP season in 2006, two rushing titles and five Pro Bowls, RB LaDainian Tomlinson is released. He leaves holding 28 team records, which include career rushing yards and touchdowns.

Oct. 3 — LB Shaun Phillips has a career-high four sacks, tying for the second-most in a single game in team history. The Chargers defeat Arizona 41-10.

Oct. 10 — WR Malcom Floyd racks up 213 receiving yards at Oakland, the most yards by a Chargers receiver since 1985 and ties for fourth-most all-time by a Charger.

Oct. 31 — QB Philip Rivers throws a touchdown pass in his then-team-record 21st straight game.

Nov. 7 — TE Antonio Gates misses his first-ever game due to injury. His backup, TE Randy McMichael, and rookie WR Seyi Ajirotutu each catch two touchdown passes as the Chargers rally past Houston 29-23 in a come-from-behind win.

Nov. 22 — QB Philip Rivers throws four touchdown passes vs. Denver. He becomes the third quarterback in team history with consecutive four-touchdown games.

Nov. 28 — The Chargers defense intercepts Peyton Manning four times and returns two of them for touchdowns as the Bolts hand the Colts a 36-14 loss on NBC's *Sunday Night Football* at Lucas Oil Stadium. QB Philip Rivers' team-record streak of 23-straight games with a touchdown pass ends.

Dec. 12 — QB Philip Rivers throws his 25th touchdown of the season and becomes the first quarterback in franchise annals with three-straight seasons of at least 25 passing scores.

Dec. 16 — WR Vincent Jackson has the team's first 100-yard, three-touchdown reception performance since 1997. QB Philip Rivers throws for over 4,000-yards for the third-straight season to tie QB Dan Fouts' team record.

2011

March 12 — NFL enters a lockout with the expiration of the previous collective bargaining agreement.

July 25 — NFL owners and players agree to a new 10-year collective bargaining agreement. The agreement ends the 136-day NFL Lockout, the longest-ever work stoppage in NFL history.

Sept. 11 — Head Coach Norv Turner wins his 100th career game in the Chargers season opener with a 24-17 victory over Minnesota. P Mike Scifres fills in at placekicker for injured K Nate Kaeding. Scifres hits a game-tying 40-yard field goal with 10 minutes remaining. QB Philip Rivers throws a game-winning 19-yard touchdown pass to FB Mike Tolbert with five minutes left in the game.

Sept. 18 — QB Philip Rivers passes for 378 yards at New England and goes over 20,000 career yards on his first completion of the game.

Oct. 9 — K Nick Novak hits a career-high five field goals, including a 35-yarder that leads the Bolts to a 29-24 road win over Denver.

Nov. 6 — QB Philip Rivers has four touchdown passes but throws three interceptions in a 45-38 loss to defending Super Bowl Champion Green Bay. It is the first three-interception game of his career (90 games) and ends his NFL-record streak for the start of a career. Hall of Fame QB Joe Montana had the previous mark of 57 games.

Nov. 27 — LB Junior Seau is formally inducted as the 35th member of the Chargers Hall of Fame.

Dec. 11 — TE Antonio Gates catches his 75th career touchdown pass in a 37-10 win over Buffalo. LB Takeo Spikes plays his 200th career game.

Dec. 24 — TE Antonio Gates logs the 587th catch of his career in his hometown of Detroit. He passes WR Charlie Joiner and becomes the Chargers all-time leader.

2012

Jan. 1 — QB Philip Rivers passes for 310 yards in a season-ending win at Oakland. He becomes the fifth quarterback in NFL history with back-to-back 4,500-yard passing seasons.

May 2 — 12-time Pro Bowl LB Junior Seau dies of a self-inflicted gunshot wound in his Oceanside, Calif., home. Hundreds of fans flock to his home to pay tribute to the fallen Chargers great.

May 11 — 20,000 fans attend the Celebration of Life memorial service at Qualcomm Stadium for the late Junior Seau. Guest speakers include former Head Coach Bobby Ross, QB Dan Fouts, RB LaDainian Tomlinson, LB Billy Ray Smith and former Buccaneers and Broncos S John Lynch. The ceremony concludes with Chargers President Dean Spanos' announcement that Seau's No. 55 will be honored during a ceremony that is scheduled to take place at the 2012 home opener on Sept. 16 against the Titans.

June 18 — RB LaDainian Tomlinson, the Chargers first-round pick in the 2001 NFL Draft and the NFL's fifth all-time leading rusher, signs a one-day contract and retires as a Charger after 11 seasons in the NFL. A press conference is held to announce his retirement at Chargers Park. Nearly 200 friends, family, former teammates and media are in attendance.

Sept. 16 — The late, future Pro Football Hall of Fame LB, Junior Seau's No. 55 jersey number is honored as the Chargers beat Tennessee 38-10 at Qualcomm Stadium.

Dec. 9 — The Chargers shock the heavily-favored Pittsburgh Steelers, 34-24, at Heinz Field for the Bolts first-ever regular-season win in the Steel City. After the game, President Dean Spanos presents a game ball to Head Coach Norv Turner.

Dec. 31 — Dean Spanos announces that General Manager AJ Smith and Head Coach Norv Turner will not return for the 2013 season.

2013

Jan. 9 — President Dean Spanos names former Indianapolis Colts Vice President of Football Operations, Tom Telesco, Chargers General Manager. At age 40, Telesco becomes the youngest general manager in Chargers history.

Jan. 15 — Dean Spanos introduces Mike McCoy as the 15th head coach in Chargers history. At age 40, McCoy becomes the second-youngest active head coach in the NFL and the second-youngest in team history.

Sept. 15 — K Nick Novak kicks a game-winning, 46-yard field goal with seven seconds remaining to give the Chargers a 33-30 win over Philadelphia at Lincoln Financial Field. It is Mike McCoy's first win as a head coach. In the locker room following the game, President Dean Spanos presents both Head Coach Mike McCoy and General Manager Tom Telesco with a game ball.

Nov. 24 — The 4-6 Chargers stun the 9-1 Kansas City Chiefs at Arrowhead Stadium, 41-38, as QB Philip Rivers throws a game-winning, 26-yard touchdown pass to WR Seyi Ajirotutu with just 26 seconds left. In the game, there are a total of nine lead changes throughout. During the game, TE Antonio Gates becomes the fourth tight end in NFL history to surpass 700 career catches and 9,000 career yards. His biggest catch of the day is a 12-yarder for a first down on a third-and-10 play during the Bolts' game-winning touchdown drive.

Dec. 29 — In improbable fashion, the Chargers clinch the final spot in the AFC Playoffs with a 27-24 win against the Chiefs in overtime. The Chargers overcome a 10-point deficit as they enter the fourth quarter and survive a missed 41-yard field goal attempt by Kansas City in the last seconds. QB Philip Rivers drives the Chargers 62 yards on the opening drive of overtime, in 9:30. K Nick Novak hits a 36-yard field goal for the win.

2014

Jan. 5 — The Chargers win their first playoff game since Jan. 2009 by defeating the Cincinnati Bengals, 27-10, in a Wild Card Playoff game at Paul Brown Stadium. The Bengals lead 10-7 at halftime but the Chargers outscore them 20-0 in the second half.

Jan. 12 — The Chargers' miracle season ends in a 24-17 loss against Denver in the Divisional Playoffs at Sports Authority Field at Mile High. The Chargers trail 17-0 as they head into the fourth quarter. The Bolts rally within seven points on a pair of 16-yard touchdown catches by WR Keenan Allen but come up short and Denver advances to the AFC Championship Game.

Feb. 1 — QB Philip Rivers is named NFL Comeback Player of the Year from *The Associated Press* and WR Keenan Allen is named Pepsi Next Rookie of the Year at the 2013 NFL Honors Award Show at Radio City Music Hall in New York.

Sept. 14 — QB Philip Rivers throws three touchdown passes to TE Antonio Gates as the Chargers defeats defending-Super Bowl Champion Seattle, 30-21, at Qualcomm Stadium.

Oct. 19 — K Nick Novak hits his 30th and 31st consecutive field goals which sets a new team record.

Oct. 23 — TE Antonio Gates surpasses FL/WR Lance Alworth as the franchise's all-time leading receiver.

Nov. 2 — The Chargers' 240-game streak without being shutout ends. The streak dates to Oct. 31, 1999 and was the NFL's third-longest streak.

Nov. 30 — Trailing by 10 entering the fourth quarter, QB Philip Rivers leads the team to 21 fourth-quarter points to defeat Baltimore, 34-33. Rivers throws a game-winning touchdown pass to WR Eddie Royal with 38 seconds left and eclipses 250 career touchdown passes during the game.

Dec. 20 — Down 21 points twice in the game, even at the start of the third quarter, QB Philip Rivers leads the Chargers to 28 second-half points and the Bolts rally to stun the San Francisco 49ers in overtime, 38-35. Rivers overcomes three interceptions and throws four touchdown passes, including the game-tying touchdown pass to WR Malcom Floyd.

Dec. 28 — TE Antonio Gates reaches 10,000 career receiving yards. He is the 43rd player in NFL history and the fourth tight end to reach that mark.

2015

May 18 — Chairman of the Board Dean Spanos names his sons A.G. Spanos President-Business Operations and John Spanos President-Football Operations.

Aug. 8 — The late LB Junior Seau is inducted into the Pro Football Hall of Fame in his first year of eligibility. Seau became the eighth former Chargers player or coach elected to the Hall of Fame.

Oct. 18 — QB Philip Rivers records the first 500-yard passing game in franchise history as he sets multiple team records for completions (43), attempts (65) and yards (503) in a 27-20 loss to Green Bay at Lambeau Field.

Nov. 22 — RB LaDainian Tomlinson's No. 21 jersey number is honored, and he is inducted into the Chargers Hall of Fame. At half, a banner bearing his No. 21, is unveiled in the stadium's rafters and his name is added to the team's Ring of Honor.

2016

Oct. 6 — Minority Owner, George Pernicano, dies at the age of 98.

Oct. 13 — QB Philip Rivers passes for 178 yards against Denver and raises his career yardage total to 43,094. He passes QB Dan Fouts (43,040) for the all-time franchise passing mark. Rivers also passes Fouts for 13th in NFL history.

Oct. 23 — RB Melvin Gordon scores a career-high three touchdowns, two on the ground and one through the air, to help the Chargers defeat the eventual NFC Champion Atlanta, 33-30, in overtime.

Nov. 6 — RB Melvin Gordon amasses a career-best 261 yards from scrimmage, including 196 on the ground. It marks the third-most yards from the scrimmage in franchise history.

Nov. 8 — The Chargers final attempt to secure long-time plan in San Diego via city ballot measure fails.

2017

Jan. 1 — Mike McCoy is relieved of his duties as Chargers head coach.

Jan. 12 — Owner Dean Spanos announces Chargers relocation from San Diego to Los Angeles. The Chargers announce agreement to share future stadium at Hollywood Park in Inglewood, Calif., with the newly relocated Los Angeles Rams.

Jan. 13 — Anthony Lynn is hired as the team's 16th head coach.

Feb. 4 — DE Joey Bosa wins Defensive Rookie of the Year for 2016 season at NFL Honors, becoming the third Charger in history to win the award.

May 8 — Los Angeles Stadium and Entertainment District opening is postponed to 2020 due to unexpected flooding.

May 21 — The Chargers sign a ten-year agreement to move training camp to the Jack Hammett Sports Complex in Costa Mesa, Calif.

July 23 — The Chargers host first training camp at Jack Hammett Sports Complex.

Aug. 5 — RB LaDainian Tomlinson is inducted into the Pro Football Hall of Fame in Canton, Ohio, as the ninth Charger inducted in history.

Aug. 13 — The Chargers host the Seattle Seahawks in the first preseason game at StubHub Center in Carson, Calif.

Aug. 24 — The Chargers open and host first practice at Hoag Performance Center in Costa Mesa, Calif.

Sept. 17 — The Chargers host the Miami Dolphins in the first regular-season game played at StubHub Center. During the game, TE Antonio Gates hauls in the 112th touchdown catch of his career for sole possession of the most TD catches by a tight end in NFL history.

Oct. 22 — With a 21-0 victory over Denver, QB Philip Rivers earns his 100th regular-season victory of his career to become the fifth active QB with 100 wins.

Dec. 24 — RB Melvin Gordon eclipses 1,000 rushing yards on the season for the first such season of his career. It is the 20th 1,000-yard season in team history and the first since RB Ryan Mathews ran for 1,255 in 2013.

Dec. 31 — QB Philip Rivers starts his 192nd-straight game, the longest active starting streak in the league. Rivers posts 387 passing yards to eclipse 50,000 regular-season yards for his career as he becomes the ninth player in history with 50,000 passing yards. He finishes the season with 4,515 passing yards for his ninth 4,000-yard season, becoming the fourth player in NFL History to do so.

2018

Feb. 3 — WR Keenan Allen wins Comeback Player of the Year for the 2017 season at NFL Honors after missing the 2016 due to a torn ACL. In 2017, Allen rebounded by catching a team-record 102 passes for 1,393 yards and six touchdowns.

Aug. 4 — Former General Manager Bobby Beathard, the architect of the 1994 AFC Champion Chargers team, is the 10th former Charger inducted into the Pro Football Hall of Fame.

Aug. 7 — Faye Spanos, the matriarch of the Spanos family, passes away at the age of 92.

Oct. 6 — Chargers owner, Alex G. Spanos, passes away at the age of 95. According to family and friends, he was heart-broken by the passing of his wife, Faye, two months earlier.

Nov. 25 — QB Philip Rivers records the most efficient passing game in NFL history, setting the all-time record for consecutive completions in a single game (25), while also setting a then-record completion percentage with at least 20 pass attempts (96.6).

Dec. 2 — During a primetime game at Heinz Field, the Bolts come back from a 16-point deficit to defeat the Steelers. Rookie K Michael Badgley nails a 29-yard field goal as time expires for the 33-30 victory.

Dec. 9 — K Michael Badgley blasts a 59-yard field goal through the uprights to close out the first half, setting a mark for the longest field goal in franchise history.

Dec. 13 — The Bolts clinch their 19th playoff berth — and first since 2013 — in a dramatic, 29-28, comeback victory over the Kansas City Chiefs at Arrowhead Stadium. QB Philip Rivers connects with WR Mike Williams in the end zone to pull within one point with just seconds remaining. Head Coach Anthony Lynn opts to attempt a two-point conversion, where Rivers hits Williams again wide open in the corner of the end zone to beat the Chiefs.

Dec. 18 — The NFL announces the 2019 Pro Bowl roster, with the Los Angeles Chargers having a league-high seven players named to the All-Star game: WR Keenan Allen, RB Melvin Gordon III, DE Melvin Ingram III, S Derwin James, C Mike Pouncey, QB Philip Rivers and S Adrian Phillips as the special teamer.

2019

Jan. 6 — After finishing tied for the best record in the AFC at 12-4, the Chargers travel to Baltimore and defeat the Ravens 23-17 in an AFC Wild Card round matchup.

Sept. 15 — SoFi acquires naming rights to the Chargers new stadium at Hollywood Park in a reported 20-year deal.

Nov. 3 — DE Joey Bosa records his third-straight game with multiple sacks, becoming the first Charger to do so since 2010.

Dec. 8 — RB Austin Ekeler posts the 35th 100-yard rushing / 100-yard receiving game in history, doing so on just 12 offensive touches — the fewest in a 100/100 performance in NFL history.

2020

Jan. 14 — TE Antonio Gates, the NFL's all-time receiving touchdown leader among tight ends, retires as a Charger. He finishes his career atop the team record books in receptions, yards and scores. Gates remains with the organization following his retirement as a Legends Ambassador.

Feb. 10 — The Chargers and QB Philip Rivers mutually agree that Rivers will enter free agency and not return to the team for the 2020 season.

March 16 — The Los Angeles Regional Food Bank announces a $250,000 gift from The Los Angeles Chargers to ensure hunger relief services continue uninterrupted for Los Angeles County children, seniors, individuals and families amid the Coronavirus crisis one of the first high-profile donations to a local food bank of the COVID-19 pandemic.

March 24 — For the 2020 season, the team's first in its new home SoFi Stadium, the Chargers introduce an update to the team's iconic 'Bolt' mark and a new logotype. The new, sleeker Bolt is accompanied by a bolt emoji built into the logotype.

April 2 — The Chargers, along with team partners KCBS and iHeartRadio, host a telethon to raise money, supplies and awareness for Los Angeles Unified School District students and their families that are struggling due to the COVID-19 pandemic. The fundraiser rasied more than $1.6 million and included donations from Owner and Chairman of the Board Dean Spanos and Head Coach Anthony Lynn.

April 21 — On NFL Network's *Good Morning Football*, the Chargers unveil much-anticipated new uniforms to nearly universal acclaim; taking the best uniform in sports and making them better. The popular uniform set spans six different combinations and brings back numbers on the side of the Chargers helmet and an updated yellow pant that can be worn home or away. Additionally, the set includes two updated alternate uniforms — one in royal blue and one in navy blue.

April 23 — Los Angeles selects QB Justin Herbert at No. 6 overall, the first quarterback drafted by the Bolts in the first round since 2004. Later in the night, the Chargers trade back into the first round to pick LB Kenneth Murray Jr., at No. 23. It marks the first time the team pulled off a draft-day trade to get back into the first round since 1983.

June 2 — Chargers Head Coach Anthony Lynn speaks out on social justice and the state of racial equity in America in a *Los Angeles Times* column. The Chargers subsequently publish a video of current and former players reciting Langston Hughes iconic poem "I, Too." The video, which recognizes recent victims of police brutality by name, is one of the strongest public statements on social justice taken by an American professional sports franchise to date.

June 14 — Minority Owner, Bill Fox, dies at the age of 94.

July 14 — The Chargers joined the other 10 sports teams in the Los Angeles area to form THE ALLIANCE: Los Angeles. It's a comprehensive five-year commitment to drive investment and impact for social justice through sport.

July 27 — The National Football League announces the 2020 preseason has been canceled as the NFL and NFLPA continue to set guidelines and protocols for the regular season amid COVID-19 pandemic.

Aug. 1 — The Bolts sign Pro Bowl DE Joey Bosa to a multi-year extension.

Sept. 20 — The Chargers host their first regular-season game at SoFi Stadium against the Kansas City Chiefs, falling 23-20 in overtime. Rookie QB Justin Herbert made the first start of his career, becoming the third player in NFL history to throw for 300-plus yards and run for a score in a debut. Herbert ran in the four-yard touchdown on his first career drive and threw his first career score later in the first half, making him the first player since 1954 to run and pass for a touchdown in the first half of an NFL debut.

Oct. 11 — The National Football League announces changes to the Chargers schedule due to COVID-19 schedule adjustments for other teams. The bye week moves from Week 10 to Week 6, giving the Bolts a Week 6 bye for the first time since 2009.

Oct. 25 — The Los Angeles Chargers defeat the Jacksonville Jaguars, 39-29, for the team's first victory at SoFi Stadium. QB Justin Herbert finished the game with 347 passing yards, three touchdown passes and a rushing score — making him the first rookie quarterback in pro football history to record a victory while posting 300 yards, three passing scores and run for a touchdown while throwing no interceptions.

Nov. 15 — WR Keenan Allen becomes the franchise's all-time receptions leader among wide receivers, passing Hall of Famer Charlie Joiner.

Nov. 22 — WR Keenan Allen sets a Chargers single-game record with 16 receptions, giving him six career games with 13-plus catches to set an NFL record. The game also gave Allen two games with at least 15 receptions, tying for the most in NFL history.

Dec. 13 — In his 100th career game, WR Keenan Allen hauls in nine passes in a home victory over Atlanta, giving him an NFL-record 624 career catches over the first 100 games of a career. Allen eclipses 95 receptions for the season for his fourth-straight year topping 95 catches, tying for the second-longest streak in NFL history.

Dec. 17 — In the team's first-ever game played in Sin City, the Chargers defeat the Las Vegas Raiders, 30-27, in overtime. QB Justin Herbert continues his historic rookie campaign by throwing for 314 yards and two touchdowns while also running for a score. The rookie signal-caller runs in the one-yard touchdown in overtime to record his second game-winning drive in as many outings.

Dec. 27 — QB Justin Herbert leads the team on a game-winning drive in the fourth quarter or overtime for the third game in a row. He becomes the third rookie quarterback to do so since the 1970 NFL-AFL merger. Herbert threw his lone touchdown of the day to RB Austin Ekeler, who becomes the third-youngest running back in the common draft era (since 1967) to reach 15 career receiving scores.

2021

Jan. 3 — QB Justin Herbert caps a record-setting rookie season by leading the Chargers to four-straight victories to close out the year, winning the season finale in Kansas City, 38-21. In the game, Herbert becomes the youngest player in history to throw 30 touchdowns in a single season, doing so at 22 years, 299 days old. He ends the year as the all-time rookie record holder in total touchdowns (36) passing touchdowns (31) and completions (396).

Jan. 4 — Anthony Lynn is relieved of his duties as Chargers head coach.

Jan. 17 — The Chargers agree to terms with Brandon Staley as the 17th head coach in franchise history.

Jan. 20 — QB Philip Rivers announces his retirement from professional football after 17 NFL seasons, including his first 16 as a member of the Chargers. He ends his career having started 240 consecutive games at quarterback, the second-longest streak in NFL history.

Feb. 6 — The National Football League hosts NFL Honors at SoFi Stadium. At the event, QB Justin Herbert is named Offensive Rookie of the Year from *The Associated Press*, becoming the second Charger in history to win the award. Herbert was also presented the Pepsi Zero Sugar Rookie of the Year Award, which he won in a fan vote after winning the weekly vote a record-tying nine times during the season.

Sept. 12 — In his first game as Chargers head coach, Brandon Staley leads the team to a 20-16 win at Washington, becoming the first Bolts head coach to win their first game since Norv Turner in 2007.

Oct. 4 — The Chargers host their first prime-time game at SoFi Stadium, defeating the Las Vegas Raiders, 28-14, on *Monday Night Football*. The defense allows zero net yards in the first quarter, the first time a Bolts defense allowed zero or fewer net yards in an opening quarter since 2001. OLB Joey Bosa reaches 50.0 career sacks in his 67th career regular-season game, faster than any Charger in history.

Oct. 10 — The Bolts score 26 points in the fourth quarter to overcome a fourth-quarter deficit and defeat the Cleveland Browns at SoFi Stadium, 47-42. QB Justin Herbert leads the team to his third fourth quarter come-from-behind win of the season. RB Austin Ekeler becomes the first NFL player score three touchdowns in a single fourth quarter in over a decade.

Nov. 11 — The Los Angeles Chargers unveil plans to construct new team headquarters and training facility in El Segundo, Calif. The 14-acre site sits less than three miles from Los Angeles International Airport and seven miles from SoFi Stadium. The Chargers join the Los Angeles Lakers and Los Angeles Kings as the third pro sports team to be headquartered in El Segundo.

Nov. 21 — Los Angeles comes back from three-point deficit late in the fourth quarter against Pittsburgh for QB Justin Herbert's sixth career come-from-behind win in the fourth quarter or overtime, firing the game-winning 53-yard touchdown to WR Mike Williams with just over two minutes remaining in the game. The score marks Williams' fifth go-ahead touchdown in the fourth quarter or overtime of the season, setting an NFL record. The offense is powered by RB Austin Ekeler's four scrimmage touchdowns (two rushing, two receiving). Ekeler is the first back in over a decade to have multiple touchdowns receiving and multiple touchdowns rushing in a single game (Maurice Jones-Drew, 2011).

Nov. 28 — WR Keenan Allen reaches 700 career regular-season receptions in his 111th game, tying former Steelers WR Antonio Brown as the fastest to do so in NFL history.

Dec. 22 — The Chargers have six players selected to the Pro Bowl — WR Keenan Allen, OLB Joey Bosa, QB Justin Herbert, S Derwin James Jr., C Corey Linsley and rookie T Rashawn Slater — with the last five being selected as starters, tying for a league high. Herbert becomes the first Chargers quarterback slated to start a Pro Bowl since Hall of Famer Dan Fouts in the 1984 Pro Bowl, while Slater becomes the first rookie tackle in the NFL to be named an all-star since the 2013 Pro Bowl.

Dec. 26 — WR Keenan Allen eclipses 95 receptions for the fifth-straight year, giving him sole possession of the second-longest streak of 95-catch seasons in NFL history (Antonio Brown, six seasons).

2022

Jan. 2 — With two touchdown passes, QB Justin Herbert reaches 35 passing scores on the year to set the single-season franchise record. In his 31st career game, Herbert eclipses 800 completions to become the fastest player in NFL history to reach that mark. Following the game, the NFL announces Los Angeles' Week 18 game at Las Vegas is flexed to NBC's *Sunday Night Football*.

Jan. 9 — On *Sunday Night Football*, the Chargers face off with the Raiders in NFL Network's best game of the 2021 regular season. The Bolts convert six fourth-down attempts, the most in an NFL game in at least 40 seasons. QB Justin Herbert completes the best season by a quarterback in franchise history setting single-season team records for completions (443), passing yards (5,014), passing touchdowns (38) and 300-yard performances (nine). RB Austin Ekeler scores twice to total six scrimmage touchdowns on *SNF* during the season, tying a single-season *SNF* record. Ekeler ends the season ranked No. 1 in the NFL with 20 scrimmage touchdowns, including nine in primetime, ranking second in a single season NFL history. Meanwhile, WR Keenan Allen breaks his previous team record for catches in a season, totaling 106 on the year.

Feb. 6 — QB Justin Herbert becomes the first Chargers quarterback to start a Pro Bowl since Hall of Famer Dan Fouts in the 1984 Pro Bowl. Herbert is named the game's Offensive MVP, becoming the first Charger named Pro Bowl MVP since Fouts in the 1983 Pro Bowl.

March 16 — The Chargers acquire six-time Pro Bowl OLB Khalil Mack in a trade with the Chicago Bears. The 2016 NFL Defensive Player of the Year and three-time first-team All-Pro from *The Associated Press* is reunited with Chargers Head Coach Brandon Staley, who was his position coach with the Bears in 2018.

April 28 — The Bolts move their draft war room to the team's locker room at SoFi Stadium for Day 1 of the 2022 NFL Draft. The team also hosts DraftFest for fans at the stadium, with a program that is hosted by OLB Chris Rumph II and features appearances from QB Justin Herbert, WR Keenan Allen, S Derwin James Jr., TE Gerald Everett, EDM DJ/violinist/singer Esther Anaya and legendary rap icon Snoop Dogg.

May 18 — The Chargers break ground to begin construction of the team's permenant training facility and corporate headquarters in El Segundo, Calif. The ceremonies are hosted by Matt "Money" Smith and feature remarks from Owner and Chairman of the Board Dean A. Spanos, City of El Segundo Mayor Pro Tem Chris Pimentel and President of Continental Development Corporation Richard Lundquist. Other attendees include Owner and Vice Chairman Michael Spanos, Owner and Special Advisor to the Impact Fund Alexis Spanos Ruhl, Los Angeles Kings President, Alternate Governor Luc Robitaille, Los Angeles Lakers Controlling Owner & President Jeanie Buss, General Manager Tom Telesco, Head Coach Brandon Staley, QB Justin Herbert, S Derwin James Jr., and Chargers front office staff.

Aug. 17 — The Bolts sign All-Pro S Derwin James Jr., to multi-year extension.

Sept. 15 — Los Angeles plays in the first *Thursday Night Football* game of the 2022 season, facing off with the Chiefs in Kansas City. It is the first NFL game exclusively broadcast on Amazon Prime.

Oct. 17 — In an overtime victory over Denver on *Monday Night Football*, QB Justin Herbert eclipses 1,000 career completions. He does so in his 38th career game, faster than any player in NFL history.

Oct. 23 — DT Jamal Williams is inducted as the 40th member of the Chargers Hall of Fame.

Dec. 18 — QB Justin Herbert surpasses 4,000 passing yards on the season, becoming the first player ever to begin a career with three consecutive seasons of 4,000-plus passing yards.

Dec. 19 — Los Angeles hosts its Inagural Celebrity Flag Football Game — The Battle of the G.O.A.T.s — at SoFi Stadium, featuring numerous celebrities and athletes, including Hall of Fame WR Terrell Owens and Los Angeles Dodgers OF Mookie Betts, with the proceeds of the event benefiting the Los Angeles Chargers Impact Fund.

Dec. 26 — The Bolts clinch a playoff spot for the first time since 2018 following a 20-3 victory at Indianapolis on *Monday Night Football*. The defense allows zero conversions on third down and totals seven sacks, the eighth time that has happened in the NFL in 30 seasons.

2023

Jan. 1 — QB Justin Herbert throws two touchdowns in a New Year's Day victory over the Rams to tie Hall of Fame QB Dan Marino for the most combined touchdowns through the first three seasons of a career (100). RB Austin Ekeler eclipses 100 receptions on the season, becoming the sixth running back ever to do so.

Jan. 8 — QB Justin Herbert surpasses Hall of Fame QB Dan Marino for the most combined touchdowns in the first three seasons of a career (102). Herbert also reaches 25 touchdown passes on the season, joining Hall of Fame QB Peyton Manning as the only players to begin a career with three consecutive seasons with 25-plus passing touchdowns. RB Austin Ekeler reaches 107 receptions on the season, setting a then-team record.

Jan. 14 — CB Asante Samuel Jr., picks off three passes in the first half of the AFC Wild Card matchup, becoming the only player in NFL history to pick off three passes in a postseason debut. His three interceptions are the most in a single postseason game in 20 years, while his six passes defensed on the day are the most in a single postseason game in over 15 years.

April 27 — The Bolts take the draft war room on location for the second consecutive year, making selections from the renowned Westfield Century City. The team also hosts a draft party at the venue, with a program including former Chargers and Hall of Famers Dan Fouts, Charlie Joiner and Kellen Winslow to celebrate the induction of late Head Coach Don Coryell to the Pro Football Hall of Fame as part of the Class of 2023 in August. Other appearances include Hall of Fame RB LaDanian Tomlinson, QB Justin Herbert, WR Keenan Allen, CB Michael Davis, S Derwin James Jr., G Zion Johnson, LB Eric Kendricks and CB Asante Samuel Jr.

July 26 — The Bolts sign Pro Bowl QB Justin Herbert to multi-year extension.

Aug. 5 — Former Head Coach Don Coryell, the architect of the modern passing game and 'Air Coryell' Chargers offenses of the late 1970s and early 1980s, is inducted into Pro Football Hall of Fame as the 11th Charger enshrined in Canton, Ohio.

Sept. 10 — The Chargers honor the jersey numbers for Hall of Fame WR Charlie Joiner (No. 18) and Hall of Fame TE Kellen Winslow (No. 80) during a halftime ceremony celebrating the induction of Hall of Fame Coach Don Coryell into the Pro Football Hall of Fame.

Sept. 24 — QB Justin Herbert leads the Bolts to a fourth quarter come-from-behind win in Minnesota, becoming the seventh player in NFL history to register 40 completions, 400 passing yards, three touchdowns and zero interceptions in a single game. WR Keenan Allen turns in a career day, setting personal bests in receptions (18) and receiving yards (215), with the 18 catches setting a franchise record. Allen adds a touchdown pass, becoming the first player in NFL history with 15 catches, 200 receiving yards and a touchdown pass in a single game. The game marks the third of Allen's career with at least 15 receptions, setting the record for the most 15-catch performances in NFL history.

Oct. 1 — OLB Khalil Mack records a single-game franchise-record 6.0 sacks in the team's home win over the Raiders. His performance ties for the second-most sacks in a single game in NFL history and makes him one of two players (Hall of Fame LB Derrick Thomas) to have multiple performances of five or more sacks in a career.

Oct. 29 — The Chargers defeat Chicago at SoFi Stadium on *Sunday Night Football*, 30-13. RB Austin Ekeler reaches 30 career receiving touchdowns, the most by any running back with a single team in the Super Bowl era (since 1966).

Dec. 10 — TE Antonio Gates is inducted as the 41st member of the Chargers Hall of Fame in a halftime ceremony. WR Keenan Allen reaches 900 career receptions in his 139th regular-season game, doing so faster than any player in NFL history. Allen sets a new single-season team record with 108 receptions on the season.

Dec. 15 — Brandon Staley and Tom Telesco are relieved of their duties as head coach and general manager. Outside Linebackers Coach Giff Smith is named Interim Head Coach, while Director of Player Personnel JoJo Wooden is named Interim General Manager.

2024

Jan. 7 — OLB Khalil Mack records a nine-yard sack against Kansas City, giving him a career-high 17.0 sacks on the season to tie LB Shawne Merriman (17.0 in 2006) and DE Leslie O'Neal (17.0 in 1992) for the single-season franchise record.

Jan. 24 — Los Angeles hires Jim Harbaugh as the 19th head coach in franchise history, welcoming home the former Chargers quarterback. Harbaugh re-joins the Bolts coming off a 15-0 record and National Championship as the head coach at his alma mater, the University of Michigan.

Jan. 30 — Joe Hortiz is hired as Chargers General Manager following a 26-year tenure with the Baltimore Ravens. One of the NFL's top player evaluators, Hortiz was the director of player personnel for Baltimore from 2019-23 and in his time with the Ravens, helped build a team that won a pair of Super Bowls.

March 15 — The Bolts trade WR Keenan Allen to Chicago.

April 25 — Los Angeles selects T Joe Alt at No. 5 overall, becoming the fifth player ever selected fifth overall by the Bolts. He becomes the 23rd Notre Dame player drafted by the Chargers and the highest-drafted Fighting Irish offensive lineman in 50 years.

June 11 — The Chargers hold a Play 60 camp and walkthrough on base at Camp Pendleton. The Bolts are welcomed by 5,000 service members and their families, signing autographs and taking pictures following the walkthrough with those in attendance.

July 2 — Alex & Faye Spanos, the Patriarch and Matriarch of the Spanos Family, are inducted together into the Chargers Hall of Fame.

July 8 — The Bolts unveil the team's Walk of Fame, which leads into the entry of The Bolt, the state-of-the-art training facility and headquarters. Each member of the Chargers Hall of Fame is honored with a plaque recognizing their years of service to the franchise, while also denoting those that are members of the Pro Football Hall of Fame or have their uniform number honor by the team.

July 11 — After two years of construction, the Chargers open The Bolt, the first dedicated NFL team training facility and headquarters ever constructed in Los Angeles. Media members flock to the venue for all-access tours of the facility, which boasts expansive views of the LA Basin — including the Downtown skyline, Griffith Observatory and iconic Hollywood sign — and sits within four miles of LAX, popular South Bay beaches and SoFi Stadium. The Bolt's extraordinary design, technological prowess, prime location and dynamic event space place the building squarely at the intersection of entertainment and professional sports.

July 24 — The Chargers host the first training camp at the team's iconic new headquarters and practice facility, The Bolt.

Sept. 8 — In his first game as head coach of the Chargers, Jim Harbaugh leads the Bolts to a 22-10 victory over Las Vegas. The game marks the sixth-hottest regular-season game in team history (97°F at kickoff) and hottest since 2002.

Oct. 21 — K Cameron Dicker makes five field goals, including a career-long 59-yarder, tying for the longest in franchise history.

Nov. 10 — In a 27-17 victory over Tennessee, QB Justin Herbert sets the all-time record for completions through the first five seasons of a career, ending the contest with 1,772 career completions.

Dec. 15 — QB Justin Herbert sees his streak of 357 pass attempts without an interception come to an end, dating back to Sept. 15, 2024. It marks the fifth-longest streak in NFL history and is the longest ever by a Charger.

Dec. 19 — In the first-ever game flexed into *Thursday Night Football*, K Cameron Dicker closes the first half with one of the rarest plays in all of football — a fair catch free kick field goal. The 57-yard kick is believed to be the longest fair catch free kick field goal in NFL history and first make since K Ray Wersching, who made a 45-yard attempt for the Bolts in 1976.

Dec. 28 — The Chargers defeat New England, 40-7, to clinch a playoff berth in Head Coach Jim Harbaugh's first season at the helm. QB Justin Herbert sets the all-time record for passing yards through the first five seasons of a career and becomes just the third player ever to begin a career with five-straight seasons with 3,000 passing yards and 20 passing touchdowns. Rookie WR Ladd McConkey sets single-season franchise rookie records in receptions and receiving yards.

2025

Jan. 8 — The Los Angeles Chargers announce targeted funding totaling over $1 million in response to wildfires that sparked across Los Angeles and burned countless acres and neighborhoods due to unprecedented wind conditions. The funds are directly funneled to organizations with boots on the ground, including the American Red Cross, Los Angeles Fire Department Foundation and Team Rubicon.

Jan. 11 — Rookie WR Ladd McConkey turns in a historic performance in the AFC Wild Card, setting an NFL postseason rookie record with 197 receiving yards. He scored on an 86-yard touchdown catch, the second-longest reception by a rookie in NFL postseason history.

Feb. 18 — The National Football League announces the Los Angeles Chargers as the designated team for the second-ever regular-season game in São Paulo, Brazil, as part of the 2025 International Games. The game will make the Bolts the first NFL franchise to play games on five continents and just the fourth to play games in seven different countries.

March 31 — The Los Angeles Chargers join the NFL's Global Markets Program as the international marketing rights holder for Greece. The Bolts are the first NFL team with rights to Greece, the homeland of the Spanos family.

April 23 — The National Football League announces that the Los Angeles Chargers will play in the 2025 Hall of Fame Game in Canton, Ohio, kicking off a weekend celebrating tight end Antonio Gates, the all-time leader for touchdown receptions by a tight end (116), as one of four individuals in the Hall of Fame Class of 2025. The contest marks the third time the Bolts play in the Hall of Fame game.

April 26 — In the fifth round of the 2025 NFL Draft, Maria Olson — the Interim Ambassador at the U.S. Embassy in Athens — announces wide receiver KeAndre Lambert-Smith as the No. 158 overall selection by the Chargers live from the balcony of Hotel Grande Bretagne with the iconic Acropolis illuminated in the background, blending the ancient spirit of Greek culture with the modern pulse of the NFL.

July 15 — The Los Angeles Chargers reveal new alternate uniforms to wide acclaim, building on the team's 2020 uniform announcement to make the best uniforms in sports better again. The alternates include *Chargers Power* and *Super Chargers* alternate uniforms, along with the addition powder blue pants to the team's primary uniform kit. The alternate uniforms are a celebration of defining eras in both Chargers and NFL history. The *Chargers Power* uniforms honor the Air Coryell offense of the late 1970s and early 1980s, where Hall of Famers Dan Fouts, Charlie Joiner and Kellen Winslow, along with dynamic receivers Wes Chandler and John Jefferson, headlined the Chargers prolific offense built by Hall of Fame Head Coach Don Coryell. The new 'modern throwback' *Super Chargers* uniforms highlight the 1994 AFC Championship team and appearance in Super Bowl XXIX as well as the legendary players who wore it and for the NFL records built and shattered during its 1992 – 2006 run, including Hall of Famer LaDainian Tomlinson, who broke the NFL's single-season touchdown record in the original navies.

Aug. 2 — TE Antonio Gates, who spent 16 seasons with the Chargers and set the all-time record by a tight end with 116 touchdown catches, is inducted into Pro Football Hall of Fame as the 12th Charger enshrined in Canton, Ohio.

DRAFT HISTORY

*Compensatory Selection

1960

First selections to stock franchises — Nov. 22, 1959

Round	Overall	Player	Position	College
	6**	Monty Stickles	E	Notre Dame
				**Territorial Selection
		Ted Aucreman	E	Indiana
		Bob Bercich	HB	Michigan State
		Barney Berlinger	E	Pennsylvania
		Charles Boone	C	Richmond
		Bobby Boyd	QB	Oklahoma
		Byron Bradfute	T	Southern Mississippi
		Rodney Breedlove	G	Maryland
		Tom Budrewicz	T	Brown
		James Cameron	C	East Texas State
		Jack Crouthamel	HB	Dartmouth
		Pete Davidson	T-G	The Citadel
		Floyd Faucette	HB	Georgia Tech
		Charles Flowers	FB	Mississippi
		Bobby Franklin	QB	Mississippi
		Bob Jeter	HB	Iowa
		Bill Linder	T	Pittsburgh
		Billy Locklin	T	New Mexico State
		William Lopasky	G	West Virginia
		Paul Maguire	E	The Citadel
		Ed McDaniel	E	Oklahoma
		Charles Milstead	QB	Texas A&M
		Ed Pitts	T	South Carolina
		Bob Schlotz	C	Notre Dame
		Ed Serieka	FB	Xavier
		Russ Sloan	E	Missouri
		John Stolte	T	Kansas State
		Ron Stehouwer	T	Colorado
		Wayne Stewart	G	The Citadel
		Leonard Wilson	HB	Purdue
		Bob Zeman	DB	Wisconsin

Second selections to stock franchises

Round	Overall	Player	Position	College
		Gary Beabout	T/G	Purdue
		George Blair	DB	Mississippi
		Fran Brixius	T/G	Minnesota
		Joe Davis	T/G	The Citadel
		Robert DeMarco	T/G	Dayton
		Bob Hain	T/G	Iowa
		Chuck Janssen	T/G	Tulsa
		Gordon Kelley	E	Georgia
		Larry Lancaster	G/T	Georgia
		Marv Lasater	HB	TCU
		Warren Lashua	E	Whitworth (Wash.)
		Perry McGriff	E	Florida
		Kirk Phares	T/G	South Carolina
		Lamar Rawson	HB	Auburn
		Ronald Ray	T-G	Howard Payne
		Ken Talkington	QB	Texas Tech
		John Talley	QB	Northwestern
		Bob Waters	HB	Presbyterian (S.C.)
		Bob Wehking	C	Florida
		Larry Womack	HB	Colorado State

1961

Drafted alternately 7-8 — Nov. 23, 1960 (Rounds 1-6); Dec. 5, 1960 (7-30)

Round	Overall	Player	Position	College
1	7	Earle Faison	DE	Indiana
2	16	Keith Lincoln	HB	Washington State
3	23	Marlin McKeever	E	Southern California
4	32	Jimmy Johnson	HB	UCLA
5	39	Bill Kilmer	QB	UCLA
6a	46	Calvin Bird	HB	Kentucky
6b	48	Cliff Roberts	T	Illinois
7	55	Claude Gibson	DB	North Carolina State
8	64	Charley Johnson	QB	New Mexico State
9	71	Bob Scarpitto	QB	Notre Dame
10	80	Willie Hector	G	Pacific
11	87	Greg Larson	C	Minnesota
12	96	Hezekiah Braxton	FB	Virginia Union
13	103	Dale Messer	FB	Fresno State
15	119	Ernie Ladd	T	Grambling
16	128	Bud Whitehead	DB	Florida State
18	144	Ed Dyas	FB	Auburn
19	151	Jack Espenship	HB	Florida
21	167	Gene Gaines	HB	UCLA
23	183	Glenn Bass	HB	East Carolina
24	192	Ben Balme	G	Yale
26	208	Bill Kinnune	G	Washington
27	215	Luther Hayes	E	Southern California
28	224	Chuck Allen	G	Washington
29	231	Dan Ficca	T	Southern California
30	240	Mike McKeever	G	Southern California

Future Selections

Round	Overall	Player	Position	College
14	112	Billy Wilson	T	Auburn
17	135	Reg Carolan	E	Idaho
20	160	Mike Lucci	C	Tennessee
22	176	John Brown	T	Syracuse
25	199	Don Coffee	E	Memphis State

1962

Drafted 8 — Dec. 2, 1961 (Rounds 1-25); Dec. 16, 1961 (26-34)

Round	Overall	Player	Position	College
1	8	Bob Ferguson	FB	Ohio State
2	16	Dick Hudson	T	Memphis State
3	24	John Hadl	QB	Kansas
4a	31	Bob Hill	T	Notre Dame
4b	32	Mack Burton	HB	San Jose State
5a	34	Bob Mitinger	DE	Penn State
5b	40	John Cornett	T	Rice
6a	42	Roy Winston	G	Louisiana State
6b	48	Frank Buncom	LB	Southern California
7a	51	Wendell Harris	HB	Louisiana State
7b	56	Bob Jackson	FB	New Mexico State
8	64	Jerry Robinson	HB	Grambling
9	72	Tommy Minter	HB	Baylor
10	80	Dan Sullivan	T	Boston College
11	88	Irv Bishop	G	Fresno State
12a	93	Ralph Smith	E	Mississippi
12b	96	George Andrie	E	Marquette
13	104	Charles Bryant	E	Ohio State
17	136	Frank Gardner	T	North Carolina College
20	160	Ron Hermann	QB	Bradley
24	192**	Homer Jones	HB	Texas Southern
				**Selection Voided
25	200	Sam Gruneisen	E	Villanova

Future Selections

Round	Overall	Player	Position	College
13	105	Bert Coan	HB	Kansas
14	112	James Bates	HB	Southern California
15	120	Fred Moore	T	Memphis State
16	128	George Gross	T	Auburn
18	144	Denny Biodrowski	E	Memphis State
19	152	Mike Lind	FB	Notre Dame
21	168	Jesse Williams	E	Fresno State
22	176	Jim Thibert	E	Toledo
23	184	Dick Farris	G	North Texas State
26	208	Mike Woufle	G	Colorado
27	216	Mel Rideout	QB	Richmond
28	224	Ben Wilson	FB	Southern California

1963

Drafted 2 — Dec. 1, 1962

Round	Overall	Player	Position	College
1	2	Walt Sweeney	E	Syracuse
2	10	Rufus Guthrie	G	Georgia Tech
3a	17	Dave Robinson	E	Penn State
3b	18	Keith Kinderman	HB	Florida State
4	26	Roy Williams	T	Pacific
5	34	Larry Glueck	HB	Villanova
6	42	Pat Emerick	LB	Western Michigan
8	58	Gene Heeter	E	West Virginia
9	66	Steve Barnett	T	Oregon
10	74	Don Scott	T	Tampa
11	82	Bob Petrich	T	West Texas State
12	90	Terry Baker	QB	Oregon State
13	98	Dick Walton	G	Iowa State
19	146	Ernest Park	T	McMurray (Texas)
24	186	Bill Frank	T	Colorado
25	194	Jerry Jazzanti	T	Arkansas

Future Selections

Round	Overall	Player	Position	College
14a	106	Frank Lasky	T	Florida
14b	107	Harrison Rosdahl	G	Penn State
14c	109	Jack Cverko	G	Northwestern
15	114	Mike Fracchia	HB	Alabama
16	122	Gene Breen	LB	Virginia Tech
17	130	Dick Drummond	HB	George Washington
20	154	Buddy Soefker	LB	Louisiana State
21	162	Dan Points	T	Cincinnati
22	170	Roger Gill	HB	Texas Tech
23	178	Paul Watters	T	Miami (Ohio)
26	202	Ken Dill	C	Mississippi
27	210	Harry Butsko	G	Maryland
28	218	Steve Berzansky	FB	West Virginia
29	226	Herman Hamp	HB	Fresno State

1964

Drafted 8 — Nov. 30, 1963

Round	Overall	Player	Position	College
1	8	Ted Davis	E	Georgia Tech
2	16	John Kirby	LB	Nebraska
3	24	Perry Lee Dunn	DB	Mississippi
4	32	Dave Parks	E	Texas Tech
5a	36	Pete Goimarac	C	West Virginia
5b	40	Gary Kirner	T	Southern California
6	48	Willie Brown	S	Southern California
7a	51	Roger Anderson	T	Virginia Union
7b	56	Pat Batten	FB	Hardin-Simmons
8	64	George Seals	T	Missouri
10a	74	Bob Long	E	Wichita State
10b	80	Dick Bowman	E	Syracuse
11	88	Bob Horton	FB	Boston University
12	96	Ron Carpenter	E	Texas A&M
13	104	Kenny Graham	S	Washington State

Future Selections

Round	Overall	Player	Position	College
1	8	Howard Kindig	C	Los Angeles State
2	16	Ed Mitchell	T	Southern (La.)
3	24	Bob Daugherty	HB	Tulsa
4	32	John Farris	T	San Diego State
5	40	Bobby Robinson	G/LB	Mississippi
6	48	Paul Cercel	C/LB	Pittsburgh
7	56	Dick Klein	T	Wichita State
8	64	Allen Robinson	HB	Brigham Young
9	72	Charles Hinton	C	Mississippi
10	80	Ron Smith	QB	Richmond
11	88	Bill Ban Burkelo	HB	Tulsa
12	96	Tom Lucas	G	Mississippi
13	104	Frank Kinard	FB	Mississippi

1965

Drafted 6 — Nov. 28, 1964

Round	Overall	Player	Position	College
1	6	Steve DeLong	G	Tennessee
2	14	Roy Jefferson	E	Utah
3	22	Allen Brown	E	Mississippi
4	30	Steve Tensi	QB	Florida State
5	38	Rick Redman	LB	Washington
6	46	Will Beasley	FB	North Carolina A&T
7	54	Jack Snow	E	Notre Dame
8	62	Clancy Williams	HB	Washington State
9	70	Jerry Whelchel	QB	Massachusetts
10	78	Gene Foster	HB	Arizona State
11	86	Veran Smith	G	Utah State
12	94	Jim Allison	FB	San Diego State
13	102	Bill Quigley	LB	Villanova
14	110	Don Floyd	E	Florida State
15	118	Mike Howell	DB	Grambling
16	126	John Gooden	LB	San Diego State
17	134	Leon Hardy	T	Texas Southern
18	142	Bobby Evans	T	Texas A&M
19	150	Braden Beck	K	Stanford
20	158	Jack Edwards	C	Florida State

Future Selections

Round	Overall	Player	Position	College
1	6	Gary Garrison	E	San Diego State
2	14	Larry Martin	T	San Diego State
3	22	Stan Dzura	T/DE	California
4	30	Doug Woodlief	LB	Memphis State
5	38	Jim Weatherwax	T	Cal State LA
6	46	Tom Good	LB	Marshall
7	54	Wayne Waff	E	East Tennessee State
8	62	Roy Shivers	HB	Utah State
9	70	Tony Carey	HB	Notre Dame
10	78	Dave Plump	HB	Fresno State
11	86	Jeff White	E	Texas Tech
12	94	Mike Cicollella	LB	Dayton

1966

Drafted 8 — Nov. 28, 1965

Round	Overall	Player	Position	College
1	7	Don Davis	T	Cal State LA
2	17	Nick Rassas	HB	Notre Dame
3	26	Milt Morin	E	Massachusetts
4	35	Charles Brown	HB	Syracuse
5	44	Russ Smith	HB	Miami
6	54	Gary Pettigrew	DE	Stanford
7	63	Jim Tolbert	E	Lincoln (Mo.)
8	72	Doug Buffone	LB	Louisville
9	81	Taft Reed	E/DB	Jackson State
10	90	Danny Pride	LB	Tennessee A&I State
11	99	Terry Owens	E	Jacksonville State (Ala.)
12	108	Ray Jones	HB	Cal State LA
13	117	Houston Ridge	DE	San Diego State
14	126	Mike London	E	Wisconsin
15	135	Shelly Novack	E	Long Beach State
16	144	Bill Scott	DB	Idaho
17	153	Ron Ogle	DT	Long Beach State
18	162	John Travis	HB	San Jose State
19	171	Jerome Bell	C	Oklahoma
20	180	Bill McDowell	LB	Florida State

Future Selections

Round	Overall	Player	Position	College
1	8	Bob Windsor	E	Kentucky
2	17	Diron Talbert	T	Texas
3	26	Jeff Staggs	LB	San Diego State
4	35	LaVerle Pratt	LB	Idaho
5	44	Rhome Nixon	E	Southern (La.)
6	53	Joe Beauchamp	S	Iowa State
7	62	Brad Hubbert	HB	Arizona
8	71	Samuel "St." Saffold	E	San Jose State
9	80	Wayne Page	DB	Clemson
10	89	Wayne Becker	T	Montana
11	98	Hugh Wright	FB	Adams State (Colo.)

1967

Drafted 14 — March 14-16

Round	Overall	Player	Position	College
1	14	Ron Billingsley	DT	Wyoming
2a	40	Ron McCall	LB	Weber State
2b	48	Bob Howard	CB	San Diego State
3	67	Harold Akin	T	Oklahoma State
4	94	Dickie Post	HB	Houston
5	121	Bernard Erickson	LB	Abilene Christian
6	147	Nate Johns	FL	San Diego State
7	173	David Conway	K	Texas
8	199	John Mills	E	Tennessee
9	225	Steve Newell	E	Long Beach State
10	251	Torre Ossmo	T	Western Michigan
11	277	Carroll Jarvis	HB	Virginia
13	329	Leon Carr	DB	Prairie View A&M
14	355	Martin Baccaglio	DT	San Jose State
15	381	Craig Scoggins	E	San Diego State
16	407	Paul Phillips	T	South Carolina
17	433	John Gibbs	HB	South Carolina State

1968

Drafted alternately 18-17 — January 21-23

Round	Overall	Player	Position	College
1a	4	Russ Washington	T	Missouri
1b	18	Jim Hill	S	Texas A&I
2	43	Bill Lenkaitis	C	Penn State
4	100	Ken Dyer	FL	Arizona State
5	129	William Perry	TE	Kent State
7	183	Lane Fenner	FL	Florida State
8	209	Elliott Gammage	TE	Tennessee
9	237	Grundy Harris	RB	Southern (La.)
11	291	Dennis Partee	K	SMU
12	317	Jeff Queen	LB	Morgan State (Md.)
13	345	Fred Combs	DB	North Carolina State
14	371	Jim Campbell	LB	West Texas State
15a	399	Dan Kramarczyk	T	Dayton
15b	403	Robert Wells	T	Johnson C. Smith (N.C.)
16	425	Dick Farley	DB	Boston University
17	453	Dan Andrews	TE	West Texas State

1969

Drafted 18 — January 28-30

Round	Overall	Player	Position	College
1a	9	Marty Domres	QB	Columbia
1b	15	Bob Babich	LB	Miami (Ohio)
2	44	Ron Sayers	RB	Nebraska-Omaha
3	70	Eugene Ferguson	T	Norfolk State
5	122	Harry "Skip" Orszulak	FL	Pittsburgh
6	147	Terry Swam	FL	Colorado State
8	200	Craig Cotton	WR	Youngstown State
9	226	Joe Williams	DB	Southern (La.)
10	251	David Arnold	G	Northwestern State (La.)
11	278	Willie Norwood	TE	Alcorn A&M
12	304	Jim White	RB	Arkansas AM&N
13	330	Mike Simpson	DB	Houston
14	356	Bill Ackman	DT	New Mexico State
15	382	Charlie Jarvis	RB	Army
16	408	Willie Davenport	FL	Southern (La.)
17	434	Larry Rentz	DB	Florida

1970

Drafted alternately 15-16 — January 27-28

Round	Overall	Player	Position	College
1	15	Walker Gillette	WR	Richmond
2	42	Tom Williams	DT	UC Davis
4	94	Bill Maddox	TE	Syracuse
5	119	Pettus Farrar	RB	Norfolk State
6	146	Billy Parks	WR	Long Beach State
7	171	Jim Fabish	DB	UTEP
8	198	Wayne Clark	QB	U.S. International (Calif.)
9	223	Chris Fletcher	S	Temple
10	250	Mac Steen	G	Florida
11	275	Jack Protz	LB	Syracuse
12	302	Howard Gravelle	TE	UC Davis
13	327	Bernard Bradley	DB	Utah State
14	354	Tyronne Caldwell	DT	South Carolina State
15	379	Eugene Childs	RB	UTEP
16	406	Mike Green	RB	Nebraska
17	431	David Sanks	G	Louisville

1971

Drafted 13 — January 28-29

Round	Overall	Player	Position	College
1	13	Leon Burns	RB	Long Beach State
3	65	Mike Montgomery	RB	Kansas State
5a	115	Bryant Salter	S	Pittsburgh
5b	117	Ray White	LB	Syracuse
5c	119	Phil Asack	DE	Duke
6	143	Jacob Mayes	RB	Tennessee State
7	169	Chuck Dicus	WR	Arkansas
8	195	Leon Van Gorkum	DE	San Diego State
9	221	John Tanner	TE	Tennessee Tech
10	247	Gary Nowak	TE	Michigan State
11	273	Don Pinson	DB	Tennessee State
12	299	Wesley Garnett	WR	Utah State
13	325	Sammy Milner	WR	Mississippi State
14	351	Ed O'Daniel	DE	Texas Southern
15	377	Eric Humston	LB	Muskingum (Ohio)
16	403	Ed Foote	C	Hawai'i
17	429	Chip Kell	C	Tennessee

1972

Drafted alternately 11-10-9-13-12 — February 1-2

Round	Overall	Player	Position	College
2	36	Pete Lazetich	DE	Stanford
3	61	Bill McClard	K	Arkansas
5a	116	Jim Bishop	TE	Tennessee Tech
5b	130	Harry Gooden	DE	Alcorn A&M
6	141	Bruce Ward	G	San Diego State
9	221	Fran Schmitz	DT	St. Norbert (Wis.)
10	246	Lon Kolstad	LB	Wisconsin-Whitewater
11	270	John Turner	TE	Long Beach State
12	295	Sam Key	LB	Elon (N.C.)
13	321	Andy Selfridge	LB	Virginia
14	351	John Van Reenen	DE	Washington State
15	376	Charles Neugent	DB	Tuskegee (Ala.)
16	401	James Shaw	DB	Tulsa
17a	423	Oscar Dragon	RB	Arizona State
17b	426	Bob Tackett	T	UTEP

1973

Drafted alternately 6-5-8-7 — January 30-31

Round	Overall	Player	Position	College
1	25	Johnny Rodgers	WR	Nebraska
3	64	Dan Fouts	QB	Oregon
4	84	James Thaxton	TE	Tennessee State
5a	123	Willie McGee	WR/KR	Alcorn A&M
5b	125	Jon Knoble	LB	Weber State
6	135	Marvin Roberts	C	Michigan State
9	214	Tab Bennett	LB	Illinois
10	239	Cliff Burnett	DE	Montana
11	268	Jay Douglas	C	Memphis State
12	293	Lynn Ahrens	T	Eastern Montana
13	318	Alfred Reese	RB	Tennessee State
14	343	Tony Adams	QB	Utah State
15	372	Gary Parris	TE	Florida State
16	397	Joe Petty	DB	Arizona State
17	422	Barry Darrow	T	Montana

1974

Drafted alternately 2-3 — January 29-30

Round	Overall	Player	Position	College
1a	2	Bo Matthews	RB	Colorado
1b	15	Don Goode	LB	Kansas
2	43	Mark Markovich	C	Penn State
4	81	Harrison Davis	WR	Virginia
5	105	John Teerlink	DT	Western Illinois
6	113	Jesse Freitas	QB	San Diego State
8a	185	Tom Forrest	G	Cincinnati
8b	206	Bon Boatwright	T	Oklahoma State
9	210	Danny Colbert	S	Tulsa
10	237	John Ketchoyian	LB	Santa Clara
11	262	Dave Grannell	TE	Arizona State
12	289	Sam Williams	DB	California
13	314	Brian Vertefeuille	T	Idaho State
14	341	Greg Bailey	DB	Long Beach State
15a	366	Charles Anthony	LB	Southern California
15b	386	Greg Meczka	TE	Bowling Green State
16	393	Neal Skarin	DE	Arizona State
17	418	Charles DeJurnett	DT	San Jose State

1975

Drafted alternately 8-7-6 — January 28-29

Round	Overall	Player	Position	College
1a	8	Gary Johnson	DT	Grambling State
1b	22	Mike Williams	CB	Louisiana State
2a	30	Louie Kelcher	DT	SMU
2b	33	Fred Dean	LB	Louisiana Tech
3	73	Mike Fuller	DB	Auburn
4	101	Ken Bernich	LB	Auburn
5a	111	Kevin Nosbusch	DT	Notre Dame
5b	125	Charles Waddell	TE	North Carolina
6a	134	John Carroll	WR	Oklahoma
6b	136	Billy Shields	T	Georgia Tech
7	164	Rickey Young	RB	Jackson State
8a	203	Barry Collier	T	Georgia
8b	206	Ralph Perretta	G	Purdue
9	214	Larry Keller	LB	Houston
10	242	Otha Bradley	DT	Southern California
11a	267	Vince Phason	DB	Arizona
11b	284	Ike McBee	WR	San Jose State
12	292	Jerry Dahl	LB	North Dakota State
13a	320	Pete Demmerle	WR	Notre Dame
13b	335	Glen Printers	RB	Southern California
14	345	Reggie Barnett	DB	Notre Dame
15	370	John Rousch	G	Oklahoma
16	398	Chip Salvestrini	G	Yankton (S.D.)
17	423	Neal Jeffrey	QB	Baylor

1976

Drafted alternately 4-3 — April 8-9

Round	Overall	Player	Position	College
1	4	Joe Washington	RB	Oklahoma
2	31	Don Macek	G	Boston College
3	64	Larry Dorsey	WR	Tennessee State
4a	94	Bob Horn	MLB	Oregon State
4b	113	Ron Singleton	TE	Grambling State
4c	115	Artie Owens	WR	West Virginia
5	131	Woodrow Lowe	LB	Alabama
8	212	Tony DiRienzo	K	Oklahoma
9	251	Glynn Harrison	RB	Georgia
10	268	Jeff Perlinger	DE	Michigan
11	295	Ray Preston	LB	Syracuse
12	322	Ron Lee	S	Oregon
13	351	John Lee	DT	Nebraska
14	378	Ed Jones	G	Cincinnati
15	407	Jack Hoffman	DL	Indiana
16	434	Jack Harrison	G	California
17	463	Clarence Sanders	LB	Cincinnati

1977

Drafted alternately 14-13-12 — May 3-4

Round	Overall	Player	Position	College
1	24	Bob Rush	C	Memphis State
3	77	Keith King	S	Colorado State
5a	124	Clarence Williams	RB	South Carolina
5b	128	Cliff Olander	QB/P	New Mexico State
6a	146	Dave Lindstrom	DE	Boston University
6b	151	Lawrence Barnes	RB	Tennessee State
6c	152	Pete Shaw	S	Northwestern
7	181	Ron Bush	CB	Southern California
9	234	Gene Washington	WR	Georgia
10	265	Curtis Townsend	LB	Arkansas
12	319	Jim Stansik	TE	Eastern Michigan

1978

Drafted alternately 14-13-15 — May 2-3

Round	Overall	Player	Position	College
1	14	John Jefferson	WR	Arizona State
2	41	Milton Hardaway	T	Oklahoma State
3	71	Rickey Anderson	RB	South Carolina State
5	135	John Choma	G	Virginia
7	180	Cliff Featherstone	CB	Colorado State
8	200	Gavin Hedrick	P	Washington State
9a	237	Henry Bradley	DT	Alcorn State
9b	248	Blake Whitlatch	LB	Louisiana State
10	264	Charles Price	TE	Cincinnati
12	321	Kevin Bell	WR	Lamar (Texas)

1979

Drafted alternately 20-19-18-17-21 — May 3-4

Round	Overall	Player	Position	College
1	13	Kellen Winslow	TE	Missouri
3	73	Cliff Thrift	MLB	East Central Okla. St.
4	104	John Floyd	WR	Northeast Louisiana
8	210	Wilburt Haslip	RB	Hawai'i
9	237	Alvin Garrett	WR	Angelo State (Texas)
10a	265	Tony Petruccio	DT	Penn State
10b	269	Al Green	S	Louisiana State
11	295	Dave Rader	QB	Tulsa
12	321	Frank Duncan	S	San Francisco State

1980

Drafted 26 — April 29-30

Round	Overall	Player	Position	College
4a	101	Ed Luther	QB	San Jose State
4b	108	Bob Gregor	S	Washington State
6a	151	LaRue Harrington	RB	Norfolk State
6b	163	Wayne Hamilton	LB	Alabama
7a	175	Chuck Loewen	G	South Dakota State
7b	191	Stuart Dodds	P	Montana State
8	219	Curtis Sirmones	RB	North Alabama
9	247	Steve Whitman	RB	Alabama
11	303	John Singleton	DE	UTEP
12	331	Harry Price	WR	McNeese State (La.)

Supplemental Draft — July 17

Round	Overall	Player	Position	College
9	243	Billy Mullins	WR	Southern California

1981

Drafted 24 — April 28-29

Round	Overall	Player	Position	College
1	24	James Brooks	RB/KR	Auburn
3	77	Irvin Phillips	CB	Arkansas Tech
4a	103	Amos Lawrence	RB	North Carolina
4b	107	Eric Sievers	TE	Maryland
5	131	Keith Ferguson	LB	Ohio State
6a	141	Andrew Gissinger	T	Syracuse
6b	162	Bobby Duckworth	WR	Arkansas
7	189	Pete Holohan	TE	Notre Dame
10	268	Robert Parham	FB	Grambling State
11a	280	Matt Petrzelka	T	Iowa
11b	300	Carlos Bradley	LB	Wake Forest
12	327	Stacy Charles	WR	Bethune-Cookman

1982

Drafted alternately 23-22-21-20-23 — April 27-28

Round	Overall	Player	Position	College
7	188	Hollis Hall	CB	Clemson
8	215	Maury Buford	P	Texas Tech
9	246	Warren Lyles	DT	Alabama
10	273	Andre Young	S	Louisiana Tech
11	299	Anthony Watson	S	New Mexico

1983

Drafted alternately 22-21-24-23-22 — May 2

Round	Overall	Player	Position	College
1a	5	Billy Ray Smith	LB	Arkansas
1b	20	Gary Anderson	RB	Arkansas
1c	22	Gill Byrd	CB	San Jose State
4	95	Danny Walters	CB	Arkansas
6	141	Trumaine Johnson	WR	Grambling State
7	192	Bill Elko	DT	Louisiana State
8	202	Earnest Jackson	RB	Texas A&M
9	245	Mike Green	LB	Oklahoma State
10	272	Bruce Mathison	QB	Nebraska
11a	303	Tim Kearse	WR	San Jose State
11b	308	Tim Spencer	RB	Ohio State
12a	314	Billy Blalock	S	Tennessee Tech
12b	330	Chuck Ehin	DE	Brigham Young

1984

Drafted alternately 6-5 — May 1

Round	Overall	Player	Position	College
1	6	Mossy Cade	CB	Texas
2	33	Mike Guendling	LB	Northwestern
5	118	Lionel James	RB/KR	Auburn
6	144	Keith Guthrie	NT	Texas A&M
7	173	Jesse Bendross	WR	Alabama
8a	199	Ray Woodard	DE	Texas
8b	219	Bob Craighead	RB	Northeast Louisiana
9	230	Zachary Barnes	DE	Alabama State
11	286	Buford McGee	RB	Mississippi
12	331	Paine Harper	WR	LaVerne (Calif.)

Supplemental Draft — Drafted alternately 6-5-6 — June 5

Round	Overall	Player	Position	College
1	6	Lee Williams	DE	Bethune-Cookman
		Previously of USFL's Los Angeles Express		
2	33	Steve Smith	QB	Michigan
		Previously of CFL's Montreal Alouettes		
3	62	Clarence Collins	WR	Southern Illinois
		Previously of USFL's New Jersey Generals		

1985

Drafted alternately 12-11-10 — April 30

Round	Overall	Player	Position	College
1	12	Jim Lachey	T	Ohio State
2a	39	Wayne Davis	CB	Indiana State
2b	55	Jeff Dale	S	Louisiana State
3	69	John Hendy	CB	Long Beach State
4	96	Ralf Mojsiejenko	P/K	Michigan State
6	150	Terry Lewis	CB	Michigan State
7	196	Mark Fellows	OLB	Montana State
8	207	Curtis Adams	RB	Central Michigan
9a	234	Paul Berner	QB	Pacific
9b	252	Dan Remsberg	T	Abilene Christian
10	264	David King	CB	Auburn
11	291	Jeff Smith	NT	Kentucky
12a	318	Tony Simmons	DE	Tennessee
12b	329	Bret Pearson	TE	Wisconsin

1986

Drafted alternately 14-17-16 — April 29

Round	Overall	Player	Position	College
1a	8	Leslie O'Neal	DE	Oklahoma State
1b	13	James FitzPatrick	T	Southern California
3a	67	Terry Unrein	DE	Colorado State
3b	71	Jeff Walker	T	Memphis State
4a	95	Ty Allert	OLB	Texas
4b	97	Tommy Taylor	ILB	UCLA
5a	118	Doug Landry	OLB	Louisiana Tech
5b	129	Donald Brown	CB	Maryland
5c	133	Matt Johnson	S	Southern California
6	155	Curtis Pardridge	WR	Northern Illinois
7	182	Fred Smalls	OLB	West Virginia
8	209	Mike Perrino	T	Notre Dame
9	235	Mike Zordich	S	Penn State
11a	293	Charles Sanders	RB	Slippery Rock (Pa.)
11b	298	Drew Smetana	T	Oregon
12a	320	Jeff Sprowls	S	Brigham Young
12b	333	Mike Travis	S	Georgia Tech

1987

Drafted alternately 5-4-3 — April 28

Round	Overall	Player	Position	College
1	24	Rod Bernstine	TE	Texas A&M
2	53	Louis Brock	CB	Southern California
3	59	Karl Wilson	DE	Louisiana State
4	88	Mark Vlasic	QB	Iowa
5	115	Nelson Jones	CB	North Carolina State
7	173	Jamie Holland	WR	Ohio State
8a	199	Joe MacEsker	T	UTEP
8b	204	Ron Brown	OLB	Southern California
9	226	Tom Wilcher	RB	Michigan
10	256	Anthony Anderson	DB	Grambling State
11	284	Joe Goebel	C	UCLA
12	310	Marcus Greenwood	RB	UCLA

1988

Drafted alternately 15-19-18-17-16 — April 24-25

Round	Overall	Player	Position	College
1	15	Anthony Miller	WR	Tennessee
3	60	Quinn Early	WR	Iowa
4a	91	Joe Campbell	DE	New Mexico State
4b	93	Stacy Searels	C/G	Auburn
4c	98	David Richards	T	UCLA
6	152	Cedric Figaro	LB	Notre Dame
9	238	Joey Howard	T	Tennessee
11a	285	Ed Miller	C	Pittsburgh
11b	292	George Hinkle	DE	Arizona
12	324	Wendell Phillips	S	North Alabama

1989

Drafted alternately 8-9 — April 23-24

Round	Overall	Player	Position	College
1	8	Burt Grossman	DE	Pittsburgh
2a	37	Courtney Hall	C	Rice
2b	51	Billy Joe Tolliver	QB	Texas Tech
5	120	Elliot Smith	CB	Alcorn State
7a	183	Marion Butts	FB	Florida State
7b	195	Terrence Jones	QB	Tulane
8	204	Dana Brinson	WR/KR	Nebraska
9	231	Pat Davis	TE	Syracuse
10	260	Ricky Andrews	ILB	Washington
11	287	Victor Floyd	RB	Florida State

1990

Drafted alternately 7-8 — April 23-24

Round	Overall	Player	Position	College
1	5	Junior Seau	LB	Southern California
3a	57	Jeff Mills	OLB	Nebraska
3b	60	Leo Goeas	T	Hawai'i
3c	67	Walter Wilson	WR	East Carolina
6a	138	John Friesz	QB	Idaho
6b	143	Frank Cornish	C/G	UCLA
6c	145	David Pool	CB	Carson-Newman (Tenn.)
6d	163	Derrick Walker	TE	Michigan
7a	172	Jeff Novak	G	Southwest Texas State
7b	185	Joe Staysniak	T	Ohio State
7c	187	Nate Lewis	WR	Oregon Tech
7d	193	Keith Collins	CB	Appalachian State
8	201	J.J. Flannigan	RB	Colorado
9	227	Chris Goetzdel	G	Pittsburgh
10	256	Ken Berry	CB	Miami
11	283	Tommie Stowers	HB	Missouri
12	326	Elliot Searcy	WR	Southern (La.)

1991

Drafted alternately 10-9-8-7-12-11 — April 21-22

Round	Overall	Player	Position	College
1	9	Stanley Richard	S	Texas
2a	36	George Thornton	DT	Alabama
2b	39	Eric Bieniemy	RB	Colorado
2c	47	Eric Moten	G	Michigan State
4	90	Yancey Thigpen	WR	Winston-Salem State
5a	123	Duane Young	TE	Michigan State
5b	127	Floyd Fields	S	Arizona State
6	150	Jimmy Laister	T	Oregon Tech
7a	177	David Jones	WR	Delaware State
7b	192	Terry Beauford	OL	Florida A&M
9	230	Andy Katoa	LB	Oregon State
10a	254	Roland Poles	FB	Tennessee
10b	257	Mike Heldt	C	Notre Dame
11	290	Joe Weinberg	WR	Johnson C. Smith (N.C.)
12	317	Chris Samuels	RB	Texas

1992

Drafted alternately 5-6-7 — April 26-27

Round	Overall	Player	Position	College
1	23	Chris Mims	DE	Tennessee
2	33	Marquez Pope	CB	Fresno State
3	63	Ray Ethridge	WR	Pasadena C.C.
5a	117	Curtis Whitley	C	Clemson
5b	131	Kevin Little	LB	North Carolina A&T
5c	140	Eric Jonassen	T	Bloomsburg (Pa.)
6	149	Reggie White	DT	North Carolina A&T
7	174	Deems May	TE	North Carolina
8	201	James Fuller	S	Portland State
9	231	Johnnie Barnes	WR	Hampton (Va.)
10	258	Arthur Paul	DT	Arizona State
11	285	Keith McAfee	RB	Texas A&M
12	315	Carlos Huerta	K	Miami

1993

Drafted alternately 20-24 — April 25-26

Round	Overall	Player	Position	College
1	22	Darrien Gordon	CB	Stanford
2	41	Natrone Means	RB	North Carolina
3	64	Joe Cocozzo	G	Michigan
4a	95	Raylee Johnson	DE	Arkansas
4b	99	Lew Bush	OLB	Washington State
5	134	Walter Dunson	WR	Middle Tennessee State
6	161	Eric Castle	FS	Oregon
7	188	Doug Miller	OLB	South Dakota State
8	222	Trent Green	QB	Indiana

1994

Drafted alternately 12-17 — April 24-25

Round	Overall	Player	Position	College
2a	43	Isaac Davis	G	Arkansas
2b	63*	Vaughn Parker	G	UCLA
3a	70	Andre Coleman	WR	Kansas State
3b	82*	Willie Clark	CB	Notre Dame
5a	137	Aaron Laing	TE	New Mexico State
5b	145	Rodney Harrison	S	Western Illinois
5c	150	Darren Krein	DE	Miami
5d	160*	Tony Vinson	RB	Towson State
7	207	Zane Beehn	LB	Kentucky

1995

Drafted 29 — April 22-23

Round	Overall	Player	Position	College
2a	34	Terrance Shaw	CB	Stephen F. Austin
2b	51	Terrell Fletcher	RB	Wisconsin
2c	61	Jimmy Oliver	WR	TCU
3a	93	Don Sasa	DT	Washington
3b	98	Preston Harrison	LB	Ohio State
4a	100	Chris Cowart	LB	Florida State
4b	104	Aaron Hayden	RB	Tennessee
5	162	'Omar Ellison	WR	Florida State
6a	177	Troy Sienkiewicz	G	New Mexico State
6b	183	Brandon Harrison	WR	Howard Payne
6c	197	Craig Whelihan	QB	Pacific
6d	200	Tony Berti	T	Colorado
7	237	Mark Montreuil	CB	Concordia (Canada)

1996

Drafted alternately 21-20-19-23-22 — April 20-21

Round	Overall	Player	Position	College
2a	41	Bryan Still	WR	Virginia Tech
2b	50	Patrick Sapp	OLB	Clemson
3	81	Brian Roche	TE	San Jose State
4	114	Charlie Jones	WR	Fresno State
5	155	Junior Soli	DT	Arkansas
6a	190	Jim Mills	T	Idaho
6b	192	Bryan Stoltenberg	C	Colorado
7	231	Freddie Bradley	RB	Sonoma State (Calif.)

1997

Drafted alternately 16-15-14-13 — April 19-20

Round	Overall	Player	Position	College
2	45	Freddie Jones	TE	North Carolina
3	74	Michael Hamilton	OLB	North Carolina A&T
4	109	Raleigh Roundtree	T	South Carolina State
5a	138	Kenny Bynum	RB	South Carolina State
5b	146	Paul Bradford	CB	Portland State
6	178	Daniel Palmer	T	Air Force
7a	218	Toran James	LB	North Carolina A&T
7b	237*	Tony Corbin	QB	Sacramento State

1998

Drafted alternately 3-2-5-4 — April 18-19

Round	Overall	Player	Position	College
1	2	Ryan Leaf	QB	Washington State
2	59	Mikhael Ricks	WR	Stephen F. Austin
5	126	Cedric Harden	DE	Florida A&M
6	155	Clifford Ivory	CB	Troy State
7a	194	Jon Haskins	LB	Stanford
7b	234*	Kio Sanford	WR	Kentucky

Supplemental Draft — Drafted 4 — July 9

Round	Overall	Player	Position	College
2	1	Jamal Williams	DT	Oklahoma State

1999

Drafted alternately 8-9 — April 19-20

Round	Overall	Player	Position	College
2	—	Pick used in 1998 Supplemental Draft		—
2	60	Jermaine Fazande	FB	Oklahoma
3	69	Steve Heiden	TE	South Dakota State
4	104	Jason Perry	DB	North Carolina State
5a	139	Adrian Dingle	DE	Clemson
5b	141	Reginald Nelson	G	McNeese State (La.)
6	178	Tyrone Bell	DB	North Alabama

2000

Drafted alternately 13-12-21-19-19-18-16 — April 15-16

Round	Overall	Player	Position	College
2	43	Rogers Beckett	S	Marshall
3	83	Damion McIntosh	T	Kansas State
4a	111	Trevor Gaylor	WR	Miami (Ohio)
4b	113	Leonardo Carson	DT	Auburn
6a	184	Shannon Taylor	LB	Virginia
6b	203*	Damen Wheeler	CB	Colorado
6c	205*	JaJuan Seider	QB	Florida A&M
7	222	Jason Thomas	G	Hampton (Va.)

2001

Drafted 1 — April 21-22

Round	Overall	Player	Position	College
1	5	LaDainian Tomlinson	RB	TCU
2	32	Drew Brees	QB	Purdue
3	67	Tay Cody	CB	Florida State
4	112	Carlos Polk	LB	Nebraska
5a	132	Elliot Silvers	T	Washington
5b	139	Zeke Moreno	LB	Southern California
7a	201	Brandon Gorin	T	Purdue
7b	244*	Robert Carswell	FS	Clemson

2002

Drafted 5 — April 20-21

Round	Overall	Player	Position	College
1	5	Quentin Jammer	CB	Texas
2a	39	Toniu Fonoti	G	Nebraska
2b	48	Reche Caldwell	WR	Florida
3	71	Ben Leber	LB	Kansas State
4	103	Justin Peelle	TE	Oregon
5	142	Terry Charles	WR	Portland State
6	178	Matt Anderle	T	Minnesota
7	216	Seth Burford	QB	Cal Poly

2003

Drafted 15 — April 26-27

Round	Overall	Player	Position	College
1	30	Sammy Davis	CB	Texas A&M
2a	46	Drayton Florence	CB	Tuskegee (Ala.)
2b	62	Terrence Kiel	S	Texas A&M
3	80	Courtney VanBuren	T	Arkansas-Pine Bluff
4	112	Matt Wilhelm	LB	Ohio State
5	149	Mike Scifres	P	Western Illinois
6	188	Hanik Milligan	FS	Houston
7	229	Andrew Pinnock	FB	South Carolina

2004

Drafted 1 — April 24-25

Round	Overall	Player	Position	College
1	1	Eli Manning	QB	Mississippi
2	35	Igor Olshansky	DT	Oregon
3a	65	Nate Kaeding	K	Iowa
3b	66	Nick Hardwick	C	Purdue
4	98	Shaun Phillips	LB	Purdue
5a	133	Dave Ball	DE	UCLA
5b	154	Michael Turner	RB	Northern Illinois
6	169	Ryan Krause	TE	Nebraska-Omaha
7a	204	Ryon Bingham	DT	Nebraska
7b	209	Shane Olivea	G/T	Ohio State
7c	254*	Carlos Joseph	T	Miami

2005

Drafted 28 — April 23-24

Round	Overall	Player	Position	College
1a	12	Shawne Merriman	OLB	Maryland
1b	28	Luis Castillo	DE	Northwestern
2	61	Vincent Jackson	WR	Northern Colorado
4	130	Darren Sproles	RB	Kansas State
5	164	Wesley Britt	T	Alabama
6	177	Wes Mims	G	Oklahoma
7	242	Scott Mruczkowski	C	Bowling Green State

2006

Drafted alternately 19-18-17-16 — April 29-30

Round	Overall	Player	Position	College
1	19	Antonio Cromartie	CB	Florida State
2	50	Marcus McNeill	T	Auburn
3	81	Charlie Whitehurst	QB	Clemson
5	151	Tim Dobbins	LB	Iowa State
6a	187	Jeromey Clary	T	Kansas State
6b	188	Kurt Smith	K	Virginia
7a	225	Chase Page	DT	North Carolina
7b	227	Jimmy Martin	T	Virginia Tech

2007

Drafted 30 — April 28-29

Round	Overall	Player	Position	College
1	30	Buster Davis	WR	Louisiana State
2	37	Eric Weddle	S	Utah
3	96*	Anthony Waters	LB	Clemson
4	129	Scott Chandler	TE	Iowa
5	172*	Legedu Naanee	WR	Boise State
7	240	Brandon Siler	LB	Florida

Supplemental Draft — Drafted 28 — July 12

Round	Overall	Player	Position	College
4	28	Paul Oliver	CB	Georgia

2008

Drafted 27 — April 26-27

Round	Overall	Player	Position	College
1	27	Antoine Cason	CB	Arizona
3	69	Jacob Hester	FB	Louisiana State
4	—	Pick used in 2007 Supplemental Draft		—
5	166*	Marcus Thomas	RB	UTEP
6	192	DeJuan Tribble	CB	Boston College
7	234	Corey Clark	T	Texas A&M

2009

Drafted 16 — April 25-26

Round	Overall	Player	Position	College
1	16	Larry English	LB	Northern Illinois
3	78	Louis Vasquez	G	Texas Tech
4a	113	Vaughn Martin	DE	Western Ontario (Canada)
4b	133*	Tyronne Green	G	Auburn
4c	134*	Gartrell Johnson	RB	Colorado State
5	148	Brandon Hughes	CB	Oregon State
6	189	Kevin Ellison	S	Southern California
7	224	Demetrius Byrd	WR	Louisiana State

2010

Drafted 28 — April 22-24

Round	Overall	Player	Position	College
1	12	Ryan Mathews	RB	Fresno State
3	79	Donald Butler	LB	Washington
4	110	Darrell Stuckey	SS	Kansas
5a	146	Cam Thomas	DT	North Carolina
5b	168*	Jonathan Crompton	QB	Tennessee
7	235	Dedrick Epps	TE	Miami

2011

Drafted 18 — April 28-30

Round	Overall	Player	Position	College
1	18	Corey Liuget	DE	Illinois
2a	50	Marcus Gilchrist	CB	Clemson
2b	61	Jonas Mouton	LB	Michigan
3a	82	Vincent Brown	WR	San Diego State
3b	89	Shareece Wright	CB	Southern California
6a	183	Jordan Todman	RB	Connecticut
6b	201*	Stephen Schilling	T	Michigan
7	234*	Andrew Gachkar	LB	Missouri

2012

Drafted 18 — April 26-28

Round	Overall	Player	Position	College
1	18	Melvin Ingram	OLB	South Carolina
2	49	Kendall Reyes	DE	Connecticut
3	73	Brandon Taylor	SS	Louisiana State
4	110	Ladarius Green	TE	Louisiana-Lafayette
5	149	Johnnie Troutman	G	Penn State
7a	226	David Molk	C	Michigan
7b	250*	Edwin Baker	RB	Michigan State

2013

Drafted 11 — April 25-27

Round	Overall	Player	Position	College
1	11	D.J. Fluker	T	Alabama
2	38	Manti Te'o	LB	Notre Dame
3	76	Keenan Allen	WR	California
5	145	Steve Williams	CB	California
6	179	Tourek Williams	OLB	Florida International
7	221	Brad Sorenson	QB	Southern Utah

2014

Drafted 25 — May 8-10

Round	Overall	Player	Position	College
1	25	Jason Verrett	CB	TCU
2	50	Jeremiah Attaochu	OLB	Georgia Tech
3	89	Chris Watt	G	Notre Dame
5	165	Ryan Carrethers	DT	Arkansas State
6	201	Marion Grice	RB	Arizona State
7	240	Tevin Reese	WR	Baylor

2015

Drafted 17 — April 30-May 2

Round	Overall	Player	Position	College
1	15	Melvin Gordon	RB	Wisconsin
2	48	Denzel Perryman	ILB	Miami
3	83	Craig Mager	CB	Texas State
5	153	Kyle Emanuel	OLB	North Dakota State
6	192	Darius Philon	DE	Arkansas

2016

Drafted alternately 3-4 — April 28-30

Round	Overall	Player	Position	College
1	3	Joey Bosa	DE	Ohio State
2	35	Hunter Henry	TE	Arkansas
3	66	Max Tuerk	C	Southern California
4	102	Joshua Perry	ILB	Ohio State
5	175*	Jatavis Brown	OLB	Akron
6a	179	Drew Kaser	P	Texas A&M
6b	198	Derek Watt	FB	Wisconsin
7	224	Donavon Clark	G	Michigan State

2017

Drafted 7 — April 27-29

Round	Overall	Player	Position	College
1	7	Mike Williams	WR	Clemson
2	38	Forrest Lamp	G	Western Kentucky
3	71	Dan Feeney	G	Indiana
4	113	Rayshawn Jenkins	S	Miami
5	151	Desmond King II	DB	Iowa
6	190	Sam Tevi	T	Utah
7	225	Isaac Rochell	DE	Notre Dame

2018

Drafted 17 — April 26-28

Round	Overall	Player	Position	College
1	17	Derwin James Jr.	S	Florida State
2	48	Uchenna Nwosu	LB	Southern California
3	84	Justin Jones	DT	North Carolina State
4	119	Kyzir White	LB	West Virginia
5	155	Scott Quessenberry	C/G	UCLA
6	191	Dylan Cantrell	WR	Texas Tech
7	251*	Justin Jackson	RB	Northwestern

2019

Drafted 28 — April 25-27

Round	Overall	Player	Position	College
1	28	Jerry Tillery	DT	Notre Dame
2	60	Nasir Adderley	S	Delaware
3	91	Trey Pipkins III	T	Sioux Falls
4	130	Drue Tranquill	LB	Notre Dame
5	166	Easton Stick	QB	North Dakota State
6	200	Emeke Egbule	LB	Houston
7	242	Cortez Broughton	DT	Cincinnati

2020

Drafted alternately 6-5-7 — April 23-25

Round	Overall	Player	Position	College
1a	6	Justin Herbert	QB	Oregon
1b	23	Kenneth Murray Jr.	LB	Oklahoma
4	112	Joshua Kelley	RB	UCLA
5	151	Joe Reed	WR	Virginia
6	186	Alohi Gilman	S	Notre Dame
7	220	KJ Hill Jr.	WR	Ohio State

2021

Drafted alternately 13-15-14 — April 29-May 1

Round	Overall	Player	Position	College
1	13	Rashawn Slater	T	Northwestern
2	47	Asante Samuel Jr.	CB	Florida State
3a	77	Joshua Palmer	WR	Tennessee
3b	97*	Tre' McKitty	TE	Georgia
4	118	Chris Rumph II	OLB	Duke
5	159	Brenden Jaimes	G/T	Nebraska
6a	185	Nick Niemann	LB	Iowa
6b	198	Larry Rountree III	RB	Missouri
7	241	Mark Webb Jr.	DB	Georgia

2022

Drafted alternately 17-16-15-18 — April 28-30

Round	Overall	Player	Position	College
1	17	Zion Johnson	G	Boston College
3	79	JT Woods	S	Baylor
4	123	Isaiah Spiller	RB	Texas A&M
5	160	Otito Ogbonnia	DL	UCLA
6a	195	Jamaree Salyer	OL	Georgia
6b	214*	Ja'Sir Taylor	DB	Wake Forest
7a	236	Deane Leonard	DB	Mississippi
7b	260*	Zander Horvath	FB	Purdue

2023

Drafted alternately 22-23 — April 27-29

Round	Overall	Player	Position	College
1	21**	Quentin Johnston	WR	TCU
				***Miami forfeited No. 21 overall selection*
2	54	Tuli Tuipulotu	OLB	Southern California
3	85	Daiyan Henley	LB	Washington State
4	125	Derius Davis	WR	TCU
5	156	Jordan McFadden	OL	Clemson
6	200	Scott Matlock	DL	Boise State
7	239	Max Duggan	QB	TCU

2024

Drafted 5 — April 25-27

Round	Overall	Player	Position	College
1	5	Joe Alt	T	Notre Dame
2	34	Ladd McConkey	WR	Georgia
3	69	Junior Colson	LB	Michigan
4	105	Justin Eboigbe	DL	Alabama
5a	137	Tarheeb Still	CB	Maryland
5b	140	Cam Hart	CB	Notre Dame
6	181	Kimani Vidal	RB	Troy
7a	225	Brenden Rice	WR	Southern California
7b	253*	Cornelius Johnson	WR	Michigan

2025

Drafted alternately 22-23 — April 24-26

Round	Overall	Player	Position	College
1	22	Omarion Hampton	RB	North Carolina
2	55	Tre Harris	WR	Mississippi
3	86	Jamaree Caldwell	DL	Oregon
4	125	Kyle Kennard	OLB	South Carolina
5a	158	KeAndre Lambert-Smith	WR	Auburn
5b	165	Oronde Gadsden II	TE	Syracuse
6a	199	Branson Taylor	G	Pittsburgh
6b	214	RJ Mickens	S	Clemson
7	256	Trikweze Bridges	DB	Florida

ALL-TIME DRAFT PICKS BY SCHOOL

Abilene Christian	2
Adams State (Colo.)	1
Air Force	1
Akron	1
Alabama	10
Alabama State	1
Alcorn State[1]	5
Angelo State (Texas)	1
Appalachian State	1
Arizona	4
Arizona State	10
Arkansas	13
Arkansas-Pine Bluff[2]	2
Arkansas State	1
Arkansas Tech	1
Army	1
Auburn	14
Baylor	4
Bethune-Cookman	2
Bloomsburg (Pa.)	1
Boise State	2
Boston College	4
Boston University	3
Bowling Green State	2
Bradley	1
Brigham Young	3
Brown	1
Cal Poly	1
Cal State LA[3]	4
California	5
Carson-Newman (Tenn.)	1
Central Michigan	1
Cincinnati	6
Clemson	12
Colorado	9
Colorado State	6
Columbia	1
Concordia (Canada)	1
Connecticut	2
Dartmouth	1
Dayton	3
Delaware	1
Delaware State	1
Duke	2
East Carolina	2
East Central Oklahoma State	1
East Tennessee State	1
East Texas State	1
Eastern Michigan	1
Eastern Montana	1
Elon (N.C.)	1
Florida	9
Florida A&M	3
Florida International	1
Florida State	16
Fresno State	8
George Washington	1
Georgia	10
Georgia Tech	6
Grambling State[4]	8
Hampton (Va.)	2
Hardin-Simmons	1
Hawai'i	3
Houston	5
Howard Payne	2
Idaho	5
Idaho State	1
Illinois	3
Indiana	5
Indiana State	1
Iowa	9
Iowa State	3
Jackson State	2
Jacksonville State (Ala.)	1
Johnson C. Smith (N.C.)	2
Kansas	4
Kansas State	7
Kent State	1
Kentucky	5
Lamar (Texas)	1
LaVerne (Calif.)	1
Lincoln (Mo.)	1
Long Beach State	8
Louisiana State	13
Louisiana Tech	3
Louisiana-Lafayette	1
Louisiana-Monroe[5]	2
Louisville	2
Marquette	1
Marshall	2
Maryland	6
Massachusetts	2
McMurray (Texas)	1
McNeese State (La.)	2
Memphis[6]	8
Miami	8
Miami (Ohio)	3
Michigan	10
Michigan State	9
Middle Tennessee State	1
Minnesota	3
Mississippi	15
Mississippi State	1
Missouri	7
Montana	3
Montana State	2
Morgan State (Md.)	1
Muskingum (Ohio)	1
Nebraska	11
Nebraska-Omaha	2
New Mexico	1
New Mexico State	8
Norfolk State	3
North Alabama	3
North Carolina	8
North Carolina A&T	5
North Carolina Central[7]	1
North Carolina State	5
North Dakota State	3
North Texas[8]	1
Northern Colorado	1
Northern Illinois	3
Northwestern	7
Northwestern State (La.)	1
Notre Dame	24
Ohio State	13
Oklahoma	10
Oklahoma State	6
Oregon	9
Oregon State	4
Oregon Tech	2
Pacific	4
Pasadena Community College	1
Penn State	8
Pennsylvania	1
Pittsburgh	8
Portland State	3
Prairie View A&M	1
Presbyterian (S.C.)	1
Purdue	8
Rice	2
Richmond	4
Sacramento State	1
San Diego State	14
San Francisco State	1
San Jose State	10
Santa Clara	1
Souix Falls	1
Slippery Rock (Pa.)	1
SMU	2
Sonoma State (Calif.)	1
South Carolina	7
South Carolina State	5
South Dakota State	3
Southern (La.)	6
Southern California	26
Southern Illinois	1
Southern Mississippi	1
Southern Utah	1
Southwest Texas State	1
St. Norbert (Wis.)	1
Stanford	5
Stephen F. Austin	2
Syracuse	11
Tampa	1
TCU	7
Temple	1
Tennessee	13
Tennessee State[9]	7
Tennessee Tech	3
Texas	8
Texas A&M	12
Texas A&M-Kingsville[10]	1
UTEP	6
Texas Southern	3
Texas State	1
Texas Tech	8
The Citadel	4
Toledo	1
Towson[11]	1
Troy[12]	2
Tulane	1
Tulsa	6
Tuskegee	2
U.S. International (Calif.)	1
UCLA	13
UC Davis	2
Utah	3
Utah State	5
Villanova	3
Virginia	7
Virginia Tech	3
Virginia Union	2
Wake Forest	2
Washington	6
Washington State	10
Weber State	2
West Texas State	3
West Virginia	7
Western Illinois	3
Western Kentucky	1
Western Michigan	2
Western Ontario (Canada)	1
Whitworth (Wash.)	1
Wichita State	2
Winston-Salem State	1
Wisconsin	6
Wisconsin-Whitewater	1
Wyoming	1
Xavier	1
Yale	1
Yankton (S.D.)	1
Youngstown State	1

[1]—Known as Alcorn A&M from 1878-1973
[2]—Known as Arkansas AM&N from 1927-72
[3]—Known as Los Angeles State from 1947-64
[4]—Known as Grambling College from 1946-73
[5]—Known as Northeast Louisiana from 1969-98
[6]—Known as Memphis State from 1967-94
[7]—Known as North Carolina College from 1947-69
[8]—Known as North Texas State from 1961-88
[9]—Known as Tennessee A&I State from 1925-68
[10]—Known as Texas A&I from 1929-92
[11]—Known as Towson State from 1976-97
[12]—Known as Troy State from 1967-2005

TRADE HISTORY (SINCE 1970)

1970

April 28	1971 5th (115, S Bryan Salter) from Green Bay for TE Jacque MacKinnon
May 5	DE Joe Owens from New Orleans for 1971 4th
Aug. 4	1971 5th (119, DE Phil Asack) from Cincinnati for SS Kenny Graham
Oct. 15	RB Mike Garrett from Kansas City for 1971 2nd (39)

1971

May 19	WR Lance Alworth to Dallas for TE Pettis Norman, T Tony Liscio and DT Ron East
May 26	CB Leslie Duncan to Washington for 1973 5th (123, WR/KR Willie McGee)
June 24	DT Kevin Hardy from Green Bay for 1972 1st (11)
Sept. 8	C Carl Mauck from Miami for 1972 4th (91)
Sept. 8	RB Eddie Ray from New England for 1972 7th (165)
Nov. 19	T Tony Liscio to Dallas for 1972 5th (130, DE Harry Gooden)

1972

Jan. 29	DE Deacon Jones, DT Greg Wojcik and RB Lee White from Los Angeles Rams for LB Jeff Staggs, 1972 2nd and 1973 2nd (31) and 3rd (60)
Jan. 31	DT George Wright from Baltimore for 1972 4th (91) and 8th (191), and 1973 4th (85)
Jan. 31	RB Leon Burns and WR Walker Gillette to St. Louis for RB Cid Edwards and WR Dave Williams
Feb. 2	C Cal Winthrow to Green Bay for 1972 17th (423, RB Oscar Dragon)
March 27	LB Ed Philpott from New England for 1973 7th
April 19	S Jim Hill to Green Bay for DE Lionel Aldridge and 1974 3rd
May 5	DT Andy Rice to Kansas City for 1973 7th
May 9	LB Bob Bruggers to Cincinnati for T Ernie Wright
June 19	DE Cal Snowden from Buffalo for 1973 5th
July 11	DT John Richardson from Miami for 1973 6th
July 22	T Gary Nowak to Kansas City for 1973 9th
July 22	TE Jim Bishop to Kansas City for 1973 6th
July 26	DE Steve DeLong to Chicago for 1973 4th (84, TE James Thaxton)
July 31	Cash to Rams for TE Luther Palmer
July 31	RB Jesse Taylor and 1974 8th (206, T Bon Boatwright) from Los Angeles Rams for 1974 7th (158)
July 31	RB Jeff Queen to Oakland for 1973 3rd (64, QB Dan Fouts)
July 31	WR Billy Parks and RB Mike Montgomery to Dallas for RB Duane Thomas
July 31	LB Tim Rossovich from Philadelphia for 1973 1st (6)
Aug. 1	RB Eddie Ray and San Francisco's 1972 3rd (via Washington) to Denver for DT Dave Costa
Aug. 8	QB Marty Domres to Baltimore for Washington's 1973 1st (25, WR Johnny Rodgers) and TE John Andrews
Sept. 4	CB Leonard Dunlap from Baltimore for 1973 4th (85)
Sept. 6	DT George Wright to Cleveland for 1973 5th (125, LB Jon Knoble)

1973

Jan. 22	QB Johnny Unitas from Baltimore for cash
Jan. 25	RB Tom Matte from Baltimore for 1973 8th
Jan. 26	QB John Hadl to Los Angeles Rams for DE Coy Bacon and RB Bob Thomas
April 10	S Chuck Detwiler, DE Lee Thomas and player to be named later to Buffalo for 1974 2nd (43, C Mark Markovich)
May 22	S Ron Smith from Chicago for 1974 3rd
July 20	RB Duane Thomas to Washington for 1975 1st (22, CB Mike Williams) and 1976 2nd
Aug. 1	CB Ray Jones to Denver for cash
Aug. 7	K Bill McClard to Los Angeles Rams for 1974 5th
Aug. 27	WR Bill Malinchak to Washington for 1975 8th (203, T Barry Collier) and 1974 15th (386, TE Greg Meczka)
Aug. 31	DE Louis Ross from Atlanta for 1974 8th
Sept. 5	LB Mike Stratton from Buffalo for 1974 5th
Sept. 5	LB Bob Babich and 1975 4th (86) to Cleveland for 1974 1st (15, LB Don Goode) and 1975 2nd (30, DT Louie Kelcher)
Sept. 5	LB Carl Gersbach and RB Clint Jones from Minnesota for 1974 2nd (29) and 3rd

1974

Jan. 9	QB Wayne Clark to Cincinnati for QB Virgil Carter
Jan. 29	G Walt Sweeney to Washington for 1974 5th (105, DT John Teerlink), 1975 6th and 1976 4th (115, WR Artie Owens, from Oakland)
Feb. 25	DE Dennis Wirgowski from Philadelphia for 1975 8th (Choice was rescinded because he did not make squad)
March 1	RB Reece Morrison from Cincinnati for $1.00 and clear title rights to QB Wayne Clark
April 10	S Bryant Salter and 1975 8th to Washington for 1976 3rd and 1977 2nd and 3rd (77, S Keith King)
Aug. 2	LB Fred Forsberg from Buffalo for $100
Aug. 6	LB Jon Knoble from Rams for $100
Aug. 6	G Tom Forrest to Chicago for $100
Aug. 12	DE Deacon Jones and 1975 8th (189) to Washington for 1977 3rd (77, S Keith King)
Aug. 15	S Ron Smith to Oakland for 1975 4th (101, LB Ken Bernich) and 8th (206, G Ralph Perretta)
Aug. 23	DT Dave Rowe from New England (via Washington) for 1975 6th
Aug. 29	RB Bill Rudder to New York Giants for 1975 7th
Sept. 5	DT Bob Brown from Green Bay for 1975 3rd (58)
Sept. 5	DT Dave Costa to Buffalo for 1975 5th (125, TE Charles Waddell)
Sept. 6	CB Willie Mcgee to Los Angeles Rams for 1975 6th
Sept. 24	TE James Thaxton to Cleveland for 1975 6th (134, WR John Carroll)

1975

Jan. 28	RB Cid Edwards to Chicago for 1975 3rd (73, DB Mike Fuller)
Jan. 28	RB Jim Harrison from Chicago for 1975 6th
Jan. 29	DT Ray Carr, DT Blenda Gay and T Harold Paul to Oakland for 1975 11th (284, WR Ike McBee) and 13th (335, RB Glen Printers)
Feb. 7	WR Joe Sweet from New England for past considerations
May 29	C Ed Flanagan from Detroit for 1976 2nd
May 29	C Carl Mauck to Houston for rights to T Booker Brown and compensation rights to CB Benny Johnson
June 13	S Reggie Berry to Denver for S Maurice Tyler
June 17	WR Jerry Levias to Houston for 1976 12th
July 3	CB Bob Howard to New England for 1976 5th (131, LB Woodrow Lowe)
July 16	DT Ron East to Cleveland for 1977 5th (128, QB/P Cliff Olander)
July 22	CB Leonard Dunlap to New York Giants for 1976 5th
July 22	LB Pete Lazetich to Miami for LB Bruce Bannon
July 28	WR John Carroll to Chicago for 1977 7th
July 29	TE Ron Mayo from Baltimore for 1976 6th
Aug. 7	DT Greg Wojcik to Chicago for 1977 8th
Aug. 13	TE Pat Curran and RB Howard Strickland from Los Angeles Rams for 1977 3rd (68)
Aug. 13	LB Bruce Bannon to New York Giants for 1976 9th (251, RB Glynn Harrison)
Aug. 22	1976 6th (159) to St. Louis for WR Marlin Briscoe
Sept. 9	LB Ken Hutcherson from Dallas for 1976 7th (186)
Sept. 15	RB Tony Baker from Los Angeles Rams for 1976 5th (128)
Sept. 23	DT Dave Rowe to Oakland for 1976 4th (113, TE Ron Singleton)

1976

April 2	QB Bobby Douglass and 1976 3rd to New Orleans for LB Rick Middleton
April 2	DE Coy Bacon to Cincinnati for WR Charlie Joiner
April 2	LB Franklin Tate to Oakland for LB Mike Dennery
April 8	S Sam Williams to Atlanta for CB Tom Hayes and 1977 6th (146, DE Dave Lindstrom)
April 8	1976 4th and 8th to Oakland for 1976 4th and 6th
April 9	T Halvor Hagen from Buffalo for 1976 9th (241)
July 17	LB Floyd Rice to Oakland for cash
July 20	LB Drew Mahalic to Philadelphia for $100 cash
July 20	DT Kevin Nosbusch to San Francisco for 1977 8th
July 22	C Mark Markovich to Detroit for G Guy Dennis and 1977 6th (152, S Pete Shaw)
Aug. 3	P Mitch Hoopes from Dallas for 1977 10th
Aug. 10	T Halvor Hagen to New Orleans for 1977 9th (241)
Aug. 25	RB Mercury Morris from Miami for 1977 4th (98)
Aug. 30	QB Clint Longley and 1977 1st (24, C Bob Rush) from Dallas for 1977 1st (14) and 2nd (41)
Sept. 6	K Toni Fritsch and 1977 10th from Dallas for 1977 8th (208)
Sept. 6	DE Leroy Jones from Washington for 1977 2nd and $12,500

1977

March 1	WR Chip Myers from Cincinnati for 1977 11th (292)
April 27	DE Art Riley to Philadelphia for $20,000 ($7,500 up front and $12,500 if he's on the Eagles' payroll for 7-or-more games)
June 7	QB James Harris from Los Angeles Rams for 1979 4th (99)
June 24	S Clarence Duren from St. Louis for 1978 4th (98)
July 14	C Ed Flanagan to Los Angeles Rams for 1978 5th (135, G John Choma)
July 14	Rights to TE Jim Stansik to Miami for 1978 10th (if Stansik makes roster during 1977 season)
Aug. 5	QB Neal Jeffrey to Houston for 1979 4th (104, WR John Floyd)
Aug. 11	DB Gregg Butler from Los Angeles Rams for 1978 11th
Aug. 16	TE Robert Klein from Los Angeles Rams for 1980 2nd (55)

1978

March 28	RB Lydell Mitchell from Baltimore for 1979 5th (131)
April 26	LB Tom Graham to Philadelphia for 1979 10th (265, DT Tony Petruccio)
May 2	LB Jim Laslavic from Detroit for 1978 5th (125) and 6th (155)
May 3	WR Larry Dorsey to Kansas City for DE Wilbur Young
May 3	1978 8th (222) and 11th (293) to Oakland for 1978 8th (200, P Gavin Hedrick) and 9th (248, LB Blake Whitlatch)
July 27	Considerations to Philadelphia for T Harvey Goodman
July 28	RB Rickey Young to Minnesota for past considerations
July 28	G Ed White from Minnesota for past considerations
Aug. 4	T Booker Brown to Tampa Bay for 1980 4th (101, QB Ed Luther)
Aug. 6	C Richard Keys to Buffalo for past considerations
Aug. 18	QB Bill Munson to Buffalo for 1980 7th (175, G Chuck Loewen)
Aug. 22	FS Glen Edwards from Pittsburgh for 1979 6th (157)
Aug. 28	RB Joe Washington and 1979 5th for RB Lydell Mitchell
Sept. 25	1980 3rd (83) to St. Louis for right to hire HC Don Coryell

1979

April 26	CB Willie Buchanon from Green Bay for 1979 7th (184) and 1980 1st (26)
May 3	1979 1st (20) and 2nd (47) to Cleveland for 1979 1st (13, TE Kellen Winslow)
May 29	RB Mike Thomas from Washington for 1980 5th (139)
May 31	RB Charlie White from Tampa Bay for 1980 10th (279)
Aug. 10	RB Rickey Anderson to Cleveland for 1980 6th (151, RB LaRue Harrington)

1980

March 21	RB John Cappaletti from Los Angeles Rams for 1982 3rd (49)
Aug. 15	RB Bo Matthews to New York Giants for 1981 6th (141, T Andrew Gissinger)
Aug. 27	LB Don Goode to Cleveland for 1981 4th (107, TE Eric Sievers) and 1983 4th (95, CB Danny Walters)
Sept. 1	QB Cliff Olander to New York Giants for 1981 11th (280, T Matt Petrzelka)
Sept. 1	P Rick Partridge from New Orleans for 1981 8th (215)
Sept. 8	WR Ron Smith from Los Angeles Rams for 1983 5th (134)
Sept. 29	RB Chuck Muncie from New Orleans for 1981 2nd (51)

1981

May 15	DT Wilbur Young to Washington for T Jeff Williams
Aug. 10	WR Billy Mullins to Chicago for 1982 12th (if Mullins is active during 1981 season)
Aug. 17	WR Stacy Charles to Chicago for considerations
Aug. 18	G Dan Audick to San Francisco for 1982 3rd (83)
Aug. 25	TE Gregg McCrary to Washington for 1983 11th (308, RB Tim Spencer)
Aug. 31	K Mike Wood to Baltimore for 1983 6th (141, WR Trumaine Johnson)
Aug. 31	P George Roberts from Miami for 1982 6th (161)
Sept. 10	RB Amos Lawrence to San Francisco for 1984 4th (107)
Sept. 15	DE John Woodcock from Detroit for 1982 12th (326)
Sept. 17	WR John Jefferson to Green Bay for 1982 1st (22) and 2nd, 1983 1st (20, RB Gary Anderson), 2nd in '82, '83 or '84, and WR Aundra Thompson
Sept. 30	WR Wes Chandler from New Orleans for WR Aundra Thompson, 1982 1st (22) (from Green Bay) and 1982 3rd (76)
Oct. 2	DE Fred Dean to San Francisco for 1983 1st (5, LB Billy Ray Smith) and 2nd
Oct. 8	CB Allan Ellis from Chicago for 1982 5th (134)

1982

Jan. 27	LB David Lewis from Tampa Bay for 1982 3rd (83) (from San Francisco) and 1984 4th (107)
March 4	RB Ricky Bell from Tampa Bay for 1982 4th (103)
March 29	LB Dewey Selmon from Tampa Bay for 1984 4th (89) (from San Francisco)
April 27	S Tim Fox from New England for 1982 2nd (40) (from Green Bay) and 1983 3rd (80)
May 26	S Bruce Laird from Baltimore for 1983 6th (161)
May 28	LB Jeff Siemon from Minnesota for 1983 6th
June 8	LB Bob Horn to San Francisco for 1983 8th (202, RB Earnest Jackson) and 1985 7th (196, OLB Mark Fellows)
July 13	S Pete Shaw to New York Giants for 1984 8th (199, DE Ray Woodard)
Aug. 31	T Jeff Williams to Chicago for 1983 12th (314, S Billy Blalock)

1983

April 20	CB Reuben Henderson from Chicago for 1983 4th (107) and 8th (219)
April 22	1983 2nd (49) and 1983 2nd (from San Francisco) to San Francisco for 1983 1st (22, CB Gill Byrd) (from San Diego)
May 3	S Ken Greene from St. Louis for 1984 3rd (62) and 8th (201)
July 11	C Bob Rush to Kansas City for 1985 3rd (69, CB John Hendy) and 1986 5th (118, OLB Doug Landry)
July 18	CB Jeff Allen to San Francisco for 1984 12th
July 27	G Derrel Gofourth from Green Bay for 1984 12th (313)
Aug. 13	CB Mike Williams to Buffalo for WR Lou Piccone
Aug. 24	WR Roger Carr from Seattle for 1984 5th (125) (from Chicago) and 1985 5th (123)

1984

Feb. 13	DE Kenny Neil and DT Abdul Salaam from New York Jets for 1984 2nd (from Green Bay)
March 28	DT Louie Kelcher to San Francisco for 1984 8th (219, RB Bob Craighead), 12th (331, WR Paine Harper) and 1985 9th (252, T Dan Remsberg)
March 29	LB Brian Kelley from New York Giants for 1984 10th (257)
April 30	RB Jewerl Thomas from Kansas City for 1985 7th (180)
May 3	G Walt Downing from San Francisco for 1986 12th
May 29	RB James Brooks to Cincinnati for RB Pete Johnson
July 24	RB Robert Alexander from Los Angeles Rams for 1985 11th
Aug. 10	T Billy Shields and 1985 3rd (66) to Minnesota for S John Turner
Aug. 15	P Dave Finzer to Chicago for 1985 12th (329, TE Bret Pearson)
Aug. 20	DE Ken Neil to San Francisco for 1985 5th
Sept. 10	RB Chuck Muncie to Miami for 1985 2nd (nullified–DNP physical)
Sept. 22	RB Pete Johnson to Miami for 1985 2nd (55, S Jeff Dale) and rights to DL Dewey Forte
Sept. 29	DT Gary Johnson to San Francisco for 1986 5th (129, CB Donald Brown) and 11th (298, T Drew Smetana)

1985

March 27	QB Mark Herrmann from Indianapolis for 1986 10th (266)
May 20	RB Mark Schellen from San Francisco for 1986 12th
July 20	RB Chuck Muncie to Minnesota for 1986 6th
Aug. 1	LB Vernon Maxwell from Indianapolis for 1986 5th (126)
Aug. 20	P Maury Buford to Chicago for 1986 12th (333, S Mike Travis)
Aug. 30	CB Mossy Cade to Green Bay for 1986 1st (14) and 1987 5th (115, CB Nelson Jones)
Sept. 2	WR Bobby Duckworth to Los Angeles Rams for 1986 5th (133, S Matt Johnson) and T Gary Kowalski
Sept. 2	RB Earnest Jackson to Philadelphia for 1986 4th (95, OLB Ty Allert) and 1987 8th (204, OLB Ron Brown)

1986

April 29	1986 1st (14) and 2nd (44) (from Green Bay) to Minnesota for 1986 1st (8, DE Leslie O'Neal) and 3rd (67, DE Terry Unrein)
May 13	WR Jesse Bendross to Tampa Bay for 1987 12th
May 21	RB Mark Schellen to Houston for 1987 12th
July 25	LB Thomas Benson from Atlanta for 1987 6th
Aug. 14	QB Ed Luther to Atlanta for LB Ronnie Washington and 1987 6th
Aug. 20	LB Andy Hawkins from Tampa Bay for 1987 6th (143)
Sept. 29	FS Vencie Glenn from New England for 1987 5th (116)

1987

April 27 WR Tim Smith from Houston for 1988 12th
April 28 LB Chip Banks and 1987 1st (24, TE Rod Bernstine) and 2nd (53, CB Louis Brock) from Cleveland for 1987 1st (5) and 2nd (32)
June 12 RB Buford Mcgee, 1988 2nd (45) and 1989 6th (148) to Los Angeles Rams for RB Barry Redden
July 22 LB Tim Lucas from St. Louis for 1988 11th
Aug. 21 WR Bobby Johnson from New York Giants for 1988 10th (256)
Aug. 27 CB Wayne Davis to Buffalo for SS Martin Bayless
Sept. 1 WR Trumaine Johnson and 1988 7th (184) to Buffalo for LB David Brandon and 1988 4th (93, C/G Stacy Searels)
Sept. 2 K Rolf Benirschke to Dallas for 1989 12th
Sept. 9 G-T Jeff Walker to Los Angeles Rams for 1988 11th (285, C Ed Miller)
Oct. 13 LB James Johnson from San Francisco for past considerations

1988

March 25 T Emil Slovacek to Denver for past considerations
April 13 QB Mark Malone from Pittsburgh for 1988 8th (211)
April 24 TE Pete Holohan to Los Angeles Rams for 1988 4th (91, DE Joe Campbell)
April 24 1988 3rd (72) and 5th (125) to Houston for 1988 3rd (60, WR Quinn Early)
April 26 QB Mark Herrmann to Indianapolis for 1989 11th
April 28 DT Blaise Winter to Green Bay for past considerations
June 2 WR Wes Chandler to San Francisco for C Fred Quillan — Chargers received 1989 7th (195, QB Terence Jones) and 1990 7th (193, CB Keith Collins) when Quillan did not report
June 29 Selection rights to WR Brian Bedford from Dallas for 1989 9th
July 8 S Leonard Coleman from Indianapolis for 1990 12th (311)
Aug. 1 T Jim Lachey to Los Angeles Raiders for T John Clay, 1989 3rd and 1990 4th
Aug. 4 G-T Curtis Rouse to Atlanta for past considerations
Aug. 22 LB Thomas Benson to New England for 1989 7th (183, RB Marion Butts)
Oct. 11 RB Napoleon Mccallum from Los Angeles Raiders for 1990 4th (89)

1989

April 11 1989 3rd and 1990 4th to Los Angeles Raiders (past considerations)
April 23 1989 3rd (64), 4th (93) and 7th (175) to New York Giants for 1989 2nd (51, QB Billy Joe Tolliver)
April 24 1989 12th (316) to Washington for 1990 12th (326, WR Elliot Searcy)
Aug. 18 QB Jim Mcmahon from Chicago for 1990 2nd (33)
Aug. 30 P/K Ralf Mojsiejenko to Washington for 1990 7th (187, WR Nate Lewis)
Sept. 4 RB Barry Redden to Cleveland for 1990 7th (185, T Joe Staysniak)
Oct. 17 LB Chip Banks to Indianapolis for 1990 3rd (67, WR Walter Wilson)
Oct. 17 RB Darrin Nelson from Dallas for 1990 5th (116)

1990

April 21 RB Gary Anderson to Tampa Bay for 1990 3rd (57, OLB Jeff Mills) and 1991 2nd (39, RB Eric Bieniemy)
April 22 1991 3rd to Dallas for 1990 6th (138, QB John Friesz), New England's 1990 6th (163, TE Derrick Walker) and New York Giants' 1990 6th (143, C/G Frank Cornish)
April 27 RB Napoleon McCallum to Los Angeles Raiders for 1991 11th
May 4 WR Jamie Holland to Los Angeles Raiders for 1991 7th (192, OL Terry Beauford)
Aug. 28 P Keith English to Los Angeles Rams for 1991 10th (254, FB Roland Poles)
Aug. 29 G Mike Zandofsky from Phoenix for 1991 9th

1991

April 21 1992 1st (5) to Washington for 1991 2nd (47, G Eric Moten) and 1992 5th (140, T Eric Jonassen)
April 22 1991 11th (from Los Angeles Raiders) and 1992 4th (90) to New England for 1991 5th (127, S Floyd Fields)
Aug. 23 DE Lee Williams to Houston for 1992 1st (23, DE Chris Mims) and WR Shawn Jefferson
Aug. 28 QB Billy Joe Tolliver to Atlanta for 1992 5th (131, LB Kevin Little)

1992

Aug. 13 QB Stan Humphries from Washington for 1993 4th
Aug. 26 LB Kevin Murphy from Tampa Bay for 1993 8th

1993

April 15 T Leo Goeas to Los Angeles Rams for 1993 4th (95, DE Raylee Johnson)
April 25 1993 2nd (48) and 1994 1st (15) to San Francisco for 1993 2nd (41, RB Natrone Means), 3rd (82), 4th (110) and 5th (138)
April 25 T Broderick Thompson to Philadelphia for 1993 4th (104)
April 25 1993 3rd (82) (from San Francisco) and 1993 4th (104) (from Philadelphia) to Tampa Bay for 1993 3rd (64, G Joe Cocozzo)
April 25 1993 4th (110) (from San Francisco) and 5th (138) (from San Francisco) to New England for 1993 4th (99, OLB Lew Bush)
April 26 1994 6th (175) to San Francisco for 1993 8th (222, QB Trent Green)

1994

March 4 CB Donald Frank to Cleveland for 1995 6th (197, QB Craig Whelihan)
March 18 WR Nate Lewis to Los Angeles Rams for 1995 6th (177, G Troy Sienkiewicz)
March 24 1994 4th (107) to Arizona via Miami for WR Tony Martin
April 7 DE Burt Grossman to Philadelphia for 1995 6th (183, WR Brandon Harrison)
April 11 CB Marquez Pope to Los Angeles Rams for 1995 4th (104, RB Aaron Hayden)
April 25 RB Marion Butts and 1994 3rd (78) to New England for 1994 3rd (70, WR Andre Coleman) and 5th (137, TE Aaron Laing)
April 25 1995 4th (126) to Seattle for 1994 5th (150, DE Darren Krein)

1995

April 22 1995 1st (29) to Carolina for 1995 2nd (34, CB Terrance Shaw), 3rd (98, LB Preston Harrison) and 4th (100, LB Chris Cowart)
April 22 1996 1st (21) to Detroit for 1995 2nd (51, RB Terrell Fletcher)

1981

April 20 1997 1st (16) to Tampa Bay for 1996 2nd (41, WR Bryan Still)
April 21 1997 5th (146) to Pittsburgh for 1996 6th (192, C Bryan Stoltenberg)

1997

April 20 1997 7th (215) and 1998 4th (95) to St. Louis for 1997 5th (138, RB Kenny Bynum)
April 20 1998 3rd (65) to Pittsburgh for 1997 5th (146, CB Paul Bradford) and 7th (218, LB Toran James)
July 2 1999 7th (214) to Pittsburgh for RB Erric Pegram

1998

March 12 1998 1st (3) and 2nd (32), 1999 1st (8), WR Eric Metcalf and LB Patrick Sapp to Arizona for 1998 1st (2, QB Ryan Leaf)
April 18 2000 1st (13) to Tampa Bay for 1998 2nd (59, WR Mikhael Ricks)
June 3 WR Tony Martin to Atlanta for 1999 2nd (60, FB Jermaine Fazande)
June 8 DT Shawn Lee to Chicago for 1999 5th (141, G Reginald Nelson)

1999

March 22 QB Jim Harbaugh from Baltimore for 2000 5th (148)
Aug. 9 TE John Burke from New York Jets for 2001 conditional 7th

2000

April 16 2001 3rd (63) to Philadelphia for 2000 4th (111, WR Trevor Gaylor)
Aug. 22 WR/PR Nate Jacquet from Miami for 2001 6th (164)

2001

April 20 2001 1st (1) to Atlanta for 2001 1st (5, RB LaDainian Tomlinson) and 3rd (67, CB Tay Cody), 2002 2nd (48, WR Reche Caldwell) and WR Tim Dwight
April 22 2001 4th (96) to New England for 2001 4th (112, LB Carlos Polk) and 5th (139, LB Zeke Moreno)

2002

Aug. 31 TE Steve Heiden to Cleveland for 2003 7th
Sept. 1 WR Trevor Gaylor to Atlanta for 2004 7th (209, T Shane Olivea)
Oct. 12 G Kelvin Garmon from Dallas for 2003 7th (from Cleveland)

2003

April 16 LB Junior Seau to Miami for 2004 5th (154, RB Michael Turner)
April 26 2003 1st (15) to Philadelphia for 2003 1st (30, CB Sammy Davis) and 2nd (62, S Terrence Kiel)

2004

March 15 CB Jamar Fletcher and 2005 6th (177, G Wes Sims) from Miami for WR David Boston
April 24 QB Philip Rivers, 2004 3rd (65, K Nate Kaeding), 2005 1st (12, LB Shawne Merriman) and 5th (144, traded to Tampa Bay) from New York Giants for QB Eli Manning
June 9 T Roman Oben from Tampa Bay for 2005 5th (144)
Oct. 19 WR Keenan Mccardell from Tampa Bay for 2005 3rd (91) and 6th (203)

2005

Oct. 18 QB Cleo Lemon to Miami for 2006 6th (188, K Kurt Smith) and QB A.J. Feeley
Oct. 18 G Toniu Fonoti to Minnesota for 2006 7th (227, T Jimmy Martin)

2006

April 13 CB Sammy Davis to San Francisco for WR Rashaun Woods
April 30 2006 4th (113) to St. Louis for TE Brandon Manumaleuna
Sept. 19 2007 6th (204) to Tennessee for QB Billy Volek

2007

April 28 2007 2nd (62), 3rd (93), 5th (167) and 2008 3rd to Chicago for 2007 2nd (37, S Eric Weddle)
Oct. 16 WR Chris Chambers from Miami for 2008 2nd (57)

2008

April 27 2008 5th (160) and 2009 2nd (47) to New England for 2008 3rd (69, FB Jacob Hester)

2009

Aug. 31 2010 6th (197) to Houston for DT Travis Johnson

2010

March 5 CB Antonio Cromartie to New York Jets for 2011 2nd (61, LB Jonas Mouton)
March 18 QB Charlie Whitehurst and 2010 2nd (60) to Seattle for 2010 2nd (40) and 2011 3rd (89, CB Shareece Wright)
April 22 2010 1st (12, RB Ryan Mathews), 4th (110, S Darrell Stuckey) and 6th (173) from Miami for LB Tim Dobbins, 2010 1st (28), 2nd (40, from Seattle) and 4th (126)
April 23 2010 3rd (79, ILB Donald Butler) from San Francisco for 2010 3rd (91), 6th (173, from Miami) and 2011 4th (115)
April 24 2010 5th (146, DT Cam Thomas) from Philadelphia for 2010 5th (159) and 2011 5th (149)
Sept. 3 WR Patrick Crayton from Dallas for 2011 7th (220)

2011

No trades were made

2012

April 27 2012 3rd (73, S Brandon Taylor) from Miami for 2012 3rd (78) and 6th (183)

2013

April 25 2013 2nd (38, LB Manti Te'o) from Arizona for 2013 2nd (45) and 4th (110)
Sept. 1 DT Sean Lissemore from Dallas for 2015 Conditional 7th (236)

2014

May 9 2014 2nd (50, OLB Jeremiah Attaochu) from Miami for 2014 2nd (57) and 4th (125)

2015

April 30 2015 1st (15, RB Melvin Gordon III) from San Francisco for 2015 1st (17) and 4th (117), and 2016 5th (142)
Sept. 5 2016 6th (198, FB Derek Watt) from Minnesota for G/T Jeremiah Sirles

2016

No trades were made

2017

July 26 QB Cardale Jones from Buffalo for 2018 Conditional 7th (234)
Oct. 25 2018 Conditional Pick (conditions not met) from Chicago for WR Dontrelle Inman

2018

No trades were made

2019

No trades were made

2020

March 18 G Trai Turner from Carolina for T Russell Okung
April 27 2020 1st (23, LB Kenneth Murray Jr.) from New England for 2020 2nd (37) and 3rd (71)

2021

Nov. 2 2021 6th (185, LB Nick Niemann) from Tennessee for DB Desmond King II

2022

March 16 OLB Khalil Mack from Chicago for 2022 2nd (48) and 2023 6th (200)
April 30 2023 6th (200, DL Scott Matlock) from Chicago for 2022 7th (254) and 7th (255)

2023

Aug. 18 2025 7th (218) from Cleveland for K Dustin Hopkins
Oct. 5 2025 6th (181) from New England for CB J.C. Jackson and 2025 7th (238)

2024

March 15 2024 4th (110) from Chicago for WR Keenan Allen
April 26 2024 2nd (34, WR Ladd McConkey) and 5th (137, CB Tarheeb Still) from New England for 2024 2nd (37) and 4th (110, from Chicago)
Aug. 29 DB Elijah Molden from Tennessee for 2026 7th
Aug. 29 QB Taylor Heinicke from Atlanta for 2025 Conditional 7th (218)

2025

April 26 2025 5th (165, TE Oronde Gadsden II) from Philadelphia for 2025 6th (181) and 6th (209)

HEAD COACHES



Sid Gillman
1960-69, '71
Reg. 86-53-6 (.614)
Post. 1-4-0 (.200)

Charlie Waller
1969-1970
Reg. 9-7-3 (.553)

Harland Svare
1971-73
Reg. 7-17-2 (.308)

Ron Waller
1973
Reg. 1-5-0 (.167)

Tommy Prothro
1974-78
Reg. 21-39-0 (.350)

Don Coryell
1978-1986
Reg. 69-56-0 (.552)
Post. 3-4-0 (.429)

Al Saunders
1986-88
Reg. 17-22-0 (.436)

Dan Henning
1989-1991
Reg. 16-32-0 (.333)

Bobby Ross
1992-96
Reg. 47-33-0 (.588)
Post. 3-3-0 (.500)

Kevin Gilbride
1997-98
Reg. 6-16-0 (.273)

June Jones
1998
Reg. 3-7-0 (.300)

Mike Riley
1999-2001
Reg. 14-34-0 (.292)

Marty Schottenheimer
2002-06
Reg. 47-33 (.588)
Post. 0-2-0 (.000)

Norv Turner
2007-12
Reg. 56-40 (.583)
Post. 3-3 (.500)

Mike McCoy
2013-16
Reg. 27-37 (.422)
Post. 1-1 (.500)

Anthony Lynn
2017-2020
Reg. 33-31 (.516)
Post. 1-1 (.500)

Brandon Staley
2021-23
Reg. 24-24 (.500)
Post. 0-1 (.000)

Giff Smith
2023
Reg. 0-3 (.000)

Jim Harbaugh
2024
Reg. 11-6 (.647)
Post. 0-1 (.000)

CHARGERS UNIFORM HISTORY

1960

1961

1964

1966

1967

1968

1972

1973

1974

1979

1985

1986

1988

1990

1992

2000

2007

2009

2012

2013

2016

2019

2020

CURRENT UNIFORMS
2025–Present

ASSISTANT COACHES

Adolph, Dave . . . . . 1985, '95-96
Alexander, DelVaughn 1999-2000
Ansley, Derrick. 2021-23
Arnsparger, Bill 1992-94, 2002
Arth, Tom 2022-23
Aukerman, Craig 2013-16
Babich, Bob 2016
Baker, Brian 1996
Banker, Mark. 1999-2001
Barone, Clancy. 2007-08
Barry, Joe 2012-14
Bass, Tom . . . . . 1964-67, '82-85
Bauer, Hank 1983-86
Beatty, Chris. 2021-23
Beightol, Larry 1989
Bengtson, Phil 1971
Bisaccia, Rich 2011-12
Bischoff, Andy 2024-Present
Bowman, NaVorro 2024-Present
Braden, Marv 1981-85
Bradley, Bill 2007-08
Bradley, Gus 2017-20
Brady, Marcus. 2024-Present
Brewster, Tim. 2002-04
Brown, Greg 1995-96
Bugel, Joe. 1998-2001
Burns, Keith 2018-20
Cameron, Cam 2002-06
Caminiti, Chris 2019-20
Campbell, Kirk 2025-Present
Campen, James 2020
Carmichael, Pete 2002-05
Carpenter, Jeff. 2024-Present
Cavanaugh, Mike 1997-98
Chaudhari, Mayur. 2021
Chryst, Geep. 1999-2000
Chryst, Paul. 1999-2001
Chudzinski, Rob. . . . . 2005-06, '09-10
Clausen, Chuck. 1991
Clinkscale, Steve 2024-Present
Cregg, James 2017
Cochran, Red 1970
Coley, Max 1977
Cottrell, Ted 2007-08
Coury, Dick 1975
Croom, Sylvester 1992-96
Crosby, Steve. 2002-10
Crow, John 1974-75
Cunningham, Gunther. 1985-90
D'Alessandris, Joe 2013-15
Davidson, Jeff 2016
Davis, Al 1960-62
Day, Shane . . . . . 2021-22, '24-Present
Dees, Andrew. 2013-15
DeGuglielmo, Dave 2016
DeLeone, George. 1997
Devlin, Mike 2024-Present
Diaz-Infante, Davida 2020
Dickenson, Craig 2000-01
Dickson, George 1972-75
Dishman, Cris 2009-12
Dixon, Tyrone. 1997
Donatell, Tom. 2021-23
Dunn, John 1990-96
Durden, Earnel 1974-86
Elston, Mike 2024-Present
Fairchild, Steve 2012
Falks, Frank 1994-96
Faulkner, Jack 1961-62
Feldman, Rudy. 1974-77
Ficken, Ryan. 2022-Present
Foster, Derrick 2021-23
Fox, John 1992-93
Friedgen, Ralph 1992-96
Fuller, Adam. 2025-Present
Gera, Steve. 2010-12
Gibbs, Alex 1990-91
Gibbs, Joe. 1979-80
Glover, La'Roi. 2019-20
Goldson, Dashon 2024
Goodwin, Jonathan. 2024
Gould, Chris 2022-Present
Graves, Fred. 2013-15
Gregg, Forrest 1972-73
Grimm, Chad. 2013-14
Hackett, Walt 1962-66
Haluchak, Mike 1986-91
Hamilton, Pep. 2020
Hammond, Josh 2024-Present
Hanifan, Jim 1979
Hardwick, Nick 2024-Present
Harris, Chris 2016-19
Harris, Will 2023
Hastings, John 1997-2001
Henderson, Eric 2017-18
Henry, John "Jack" 1996, 2006-08
Herring, Hal. 1970
Hiestand, Mike 2022-Present
Hill, Renaldo 2021-22
Hodgson, Pat 1978
Holmes, Jerry 2002-03
Houck, Hudson. 2002-04
Howard, Jeff. 2023
Hunter, Hal 2006-12
Hurd, Jeff 2007-12
Jackson, Bobby 1987-91
Johnson, Don 2009-15
Johnson, Mike. 2000-01
Johnston, Harry. 1966-67
Johnston, Kent. 2013-16
Joiner, Charlie 1987-91, 2008-12
Jones, June. 1998
King, Bobby 2014-16
Koger, Kevin. 2021-23
Lal, Sanjay. 2024-Present
Lempa, Kevin 1997-99
Levy, Dave 1980-88
Lindsey, Dale 1992-96, 2002-03
Lofton, James. 2002-07
Lombardi, Joe 2021-22
Lundy, Lamar 1971
Lyle, Rick. 2013-16
Lynch, Addison 2018-20
Lynn, D'Anton 2017
Lynn, Ron 1986-91
Macdermott, Bill 1997-98
Madden, Joe. 1989
Madro, Joe. 1960-71
Manusky, Greg . . . . . 2002-06, '11
Mauck, Carl. 1992-95, 2005
McClave, Andrew. 2000-01
McDaniel, LeCharls 1990-91
McDonald, Kiel 2024-Present
McDonald, Tevin 2020
McGeoghan, Phil 2018-20
McKittrick, Bobb 1974-78
McNulty, John 2016-17
Meeks, Ron 2012
Metzelaars, Pete. 2014-15
Meyer, Pat. 2017-19
Michael, Jason 2011-13
Milus, Ron 2013-20
Milus, Ryan 2019-20
Minter, Jesse. 2024-Present
Minter, Rick. 2024-Present
Misciagna, John 1992-96
Moore, Kellen 2023
Mora Jr., Jim. 1986-91
Mudd, Howard 1974-76
Murphy, Dennis 1994-96
Muschamp, Robert 2023-Present
Nicolau, Nick 1997-98
Nolan, Mike. 2015
Noll, Chuck. 1960-65
Novak, Frank 1997-98
Nugent, Brendan 2022-23
Nunnely, Wayne. 1997-2008
Nussmeier, Doug 2023
O'Leary, Chris. 2024
O'Leary, George. 1992-93
Pagano, John 2002-16
Painter, Dwain 1994-96
Pardee, Jack. 1981
Pascale, Joe 1997-2002
Pasquale, Larry 1990-91
Perkins, Ray 1978
Perry, Rod. 1997-2001
Phillips, Bum. 1967-71
Phillips, Jim. 1968-71
Phillips, Wade 2004-06
Poindexter, Justin 2024-Present
Polk, Carlos. 2010-12
Priefer, Chuck. 1992-96
Ramsdell, John. 2006-12
Read, Bruce 1999-2001
Redding, Dave 2002-06
Redman, Rick 1972-73
Rees, Tommy 2016
Reich, Frank 2013-15
Reilly, Jack 1990-92
Rhome, Jerry 1988
Ridgley, Mark 2014-20
Rivera, Ron 2007-10
Roberts, Alfredo 2017-20
Rodgers, Jay. 2021-23
Roman, Greg. 2024-Present
Roney, Dylan 2024-Present
Ross, Kevin 2007-08
Ryan, Seth. 2018-20
Sanford, Mike 1999-2001
Sarrett, Shaun. 2021-23
Saunders, Al 1983-86
Scherer, Rip 2018-20
Schiotz, Matt 2002-06
Schnelker, Bob. 1972-73
Schottenheimer, Brian 2002-05
Serchia, Phil 2023-24
Sevier, Wayne . . . . . 1979-80, '87-88, '98
Shakir, Marquice 2025-Present
Shamash, Dan. 2017-21
Shaw, Willie 1994
Shelmon, Clarence. 2002-11
Sheppard, Mike 1997-98
Shewmaker, Isaac 2021-2022
Shively, Doug 1984
Shula, Chris. 2015-16
Simon, Matt. 2007
Simpson, Jackie . . . . . 1967-71, '74-80
Sirianni, Nick. 2013-17
Slater, Birt. 1981-83
Smith, Frank 2021
Smith, Giff. 2016-23
Smith, Jerry 1977-83
Smith, Richard 2017-20
Spencer, Kevin. 2013-15
Steichen, Shane 2014-20
Stephens, Vernon 2007-12
Stewart, Brian. 2004-06
Stewart, George. 2017-20
Storer, Byron 2012-13
Sullivan, Jerry. 1992-96
Sullivan, Mike 2009-12
Swinton II, Derius. 2021
Taylor, Bones 1963
Taylor, Miles 2025-Present
Theder, Roger 1987
Thomas, Johnny. 1998-99
Timu, John 2021-23
Tollner, Ted. 1989-91
Trestman, Marc 2024
Tukuafu, Will 2024-Present
Turner, Norv 2001
Tyne, Phil 1978-88
Vechiarella, Jim 1997-2001
Wagstaff, Jim. 1981-85
Walsh, Bill. 1976
Wampfler, Jerry. 1988
Weaver, Larrye 1977-82
Weber, Chuck. . . . . 1968-69, '82-85
Whisenhunt, Ken . . . . . 2013, '16-2019
White, Ed . . . . . 1986-87, '89-91
White, Pat. 2022-23
Whitmer, Chandler 2021-23
Wilhoite, Michael. 2021-22
Wilks, Steven 2009-11
Williams, Greg 2009-15
Williams, Marquice 2016-19
Wilson, Ollie . . . . . 1997-2001, '08-16
Wood, Willie. 1972-74
Wuehrmann, John 2003-06
Yowarsky, Walt 1972-73
Zampese, Ernie . . . . . 1976, '79-86

ALL-TIME ALPHABETICAL ROSTER

Players listed appeared in regular-season or postseason game for Chargers

A

Player	Pos.	Years	Nos.	College
Abbott, Vince	K	1987-88	10	Cal State Fullerton
Aboushi, Oday	G	2021	76	Virginia
Ackerman, Richard	DE	1982-84	91	Memphis State
Adams, Curtis	RB	1985-88	42	Central Michigan
Addae, Jahleel	S	2013-18, '20	37, 36	Central Michigan
Adderley, Nasir	S	2019-22	32, 24	Delaware
Agajanian, Ben	K	1960, '64	3	New Mexico
Aiu, Charles	G	1976-78	64	Hawai'i
Ajirotutu, Seyi	WR	2010, '12-14	89, 13, 16	Fresno State
Akin, Harold	T	1967-68	71	Oklahoma State
Albright, Ethan	LS	2010	64	North Carolina
Aldridge, Lionel	DE	1972-73	87	Utah State
Ale, Arnold	LB	1996	57	UCLA
Alexander, Danario	WR	2012	84	Missouri
Alexander, Stephen	TE	2002-03	81, 80	Oklahoma
Allen, Anthony	WR	1989	89	Washington
Allen, Brevin	OLB	2023	90	Campbell
Allen, Chuck	LB	1961-69	50	Washington
Allen, Jeff	CB	1982	27	UC Davis
Allen, Keenan	WR	2013-23	13	California
Allert, Ty	ILB	1986-87	56	Texas
Allison, Jim	RB	1965-68	32	San Diego State
Alt, Joe	T	2024	76	Notre Dame
Alworth, Lance	FL/WR	1962-70	24, 19	Arkansas
Anderson, Anthony	S	1987	24	Grambling State
Anderson, Gary	RB	1985-88	40	Arkansas
Anderson, Ralph	TE	1960	82	Los Angeles State
Anderson, Rickey	RB	1978	43	South Carolina State
Anderson, Stephen	TE	2019-21, '23	82, 40	California
Andrews, Billy	LB	1975	51	Southeastern Louisiana
Andrews, John	TE	1972	81	Indiana
Anno, Sam	LB	1992-93	52	Southern California
Anthony, Charles	LB	1974	59	Southern California
Apple, Eli	CB	2024	41	Ohio State
Appleton, Scott	DT	1967-68	70	Texas
Applewhite, Antwan	LB	2008-10	90	San Diego State
Archer, David	QB	1989	15	Iowa State
Atkins, Dave	RB	1975	26	UTEP
Attaochu, Jeremiah	OLB	2014-17, '22	97, 45	Georgia Tech
Audick, Dan	T	1978-80	60	Hawai'i

B

Player	Pos.	Years	Nos.	College
Babich, Bob	LB	1970-72	60	Miami (Ohio)
Baccaglio, Martin	DE	1968	84	San Jose State
Bacon, Coy	DE	1973-75	79	Jackson State
Badgley, Michael	K	2018-20	4	Miami
Bahr, Chris	K	1989	3	Penn State
Bailey, Zack	T	2022	78	South Carolina
Baker, John	LB	1967	84	Mississippi State
Baker, Melvin	WR	1975	81	Texas Southern
Baker, Tony	RB	1975	35	Iowa State
Baldwin, Keith	DE	1987-88	96	Texas A&M
Ball, Dave	DE	2004-05	96	UCLA
Ball, Jason	C	2002-04	60	New Hampshire
Ballage, Kalen	RB	2020	31	Arizona State
Bandy, Michael	WR	2021-22	83	San Diego
Banks, Chip	OLB	1987	56	Southern California
Banks, Eric	DL	2021	90	UTSA
Banks, Gary	WR	2010	16	Troy
Bansavage, Al	LB	1960	57	Southern California
Barksdale, Joe	T	2015-18	72	Louisiana State
Barnes, Ernie	G	1961-62	61	North Carolina College
Barnes, Johnnie	WR	1992-94	19, 85	Hampton (Va.)
Barnes, Antwan	OLB	2010-12	98	Florida International
Barnes, Lawrence	RB	1977-78	35	Tennessee State
Barnes, Pete	LB	1969-72	59	Southern (La.)
Barrie, Sebastian	DT	1995	90	Liberty
Barry, Al	G	1960	69	Southern California
Bassey, Essang	CB	2021, '23	39, 27	Wake Forest
Batteaux, Patrick	WR	2001	86	TCU
Battle, Jackie	RB	2012	44	Houston
Battle, Tra	S	2008	36	Georgia
Bauer, Hank	RB	1977-82	37	Cal Lutheran
Baxter, Colin	C	2011-12	64	Arizona
Bayless, Martin	S	1987-91	44	Bowling Green State
Baylor, Raymond	DE	1974	75	Texas Southern
Beauchamp, Joe	CB	1966-75	40	Iowa State
Beaudoin, Doug	S	1981	45	Minnesota
Beckett, Rogers	S	2000-02	42	Marshall
Beckwith, Darry	LB	2010	46	Louisiana State
Becton, Nick	T	2013	67	Virginia Tech
Beirne, Jim	WR	1974	85	Purdue
Bell, Eddie	WR	1976	7	Idaho State
Bell, Ricky	RB	1982	42	Southern California
Bello, B.J.	LB	2020	58	Illinois State
Belotti, George	G	1961	57	Southern California
Bendross, Jesse	WR	1984-85	86	Alabama
Benirschke, Rolf	K	1977-86	6	UC Davis
Benjamin, Travis	WR	2016-19	12	Miami
Bennett, Darren	P	1995-2003	2	—
Bennett, Fred	CB	2010	29	South Carolina
Bennett, Michael	RB	2009	29	Wisconsin
Bennett, Monte	DE	1987	69	Kansas State
Bennett, Roy	CB	1988-89	23	Jackson State
Benson, Mitchell	DT	1991	95	TCU
Benson, Thomas	ILB	1986-87	57	Oklahoma
Bernstine, Rod	RB/TE	1987-92	82	Texas A&M
Berry, Ed	CB	1987	38	Utah State
Berry, Reggie	S	1972-74	45	Long Beach State
Berti, Tony	T	1995-97	61, 75	Colorado
Bertolet, Taylor	K	2022	12	Texas A&M
Bethune, Bob	S	1962	43	Mississippi State
Bieniemy, Eric	RB	1991-94	32	Colorado
Bigby, Atari	S	2012	26	Central Florida
Bilal, Asmar	LB	2020	57	Notre Dame
Billingsley, Ron	DT	1967-70	86	Wyoming
Bingham, Craig	OLB	1985	59	Syracuse
Bingham, Ryon	DT	2005-08	97	Nebraska
Binn, David	LS	1994-2010	50	California
Bird, Bront	LB	2011-13	97	Texas Tech
Bird, Steve	WR	1984	81	Eastern Kentucky
Blair, George	K	1961-64	39	Mississippi
Blaylock, Tony	CB	1991-92	37	Winston-Salem State
Boatwright, Bon	DT	1974	73	Oklahoma State
Bobo, Hubert	LB	1960	57	Ohio State
Bogle, Phil	G	2003	64	New Haven
Bonner, Glen	RB	1974-75	21	Washington
Boone, Alfonso	DE	2009-10	70	Mt. San Antonio
Bootle, Dicaprio	CB	2024	35	Nebraska
Bordelon, Ben	T	1997	69	Louisiana State
Bosa, Joey	DE/OLB	2016-24	99, 97	Ohio State
Boston, David	WR	2003	89	Ohio State
Boston, Tre	S	2017	33	North Carolina
Botchan, Ron	LB	1960	54	Occidental
Bouie, Kevin	RB	1996	33	Mississippi State
Boyko, Brett	G	2017	67	UNLV
Bozeman, Bradley	C	2024	75	Alabama
Bradford, Paul	CB	1997	25	Portland State
Bradley, Carlos	LB	1981-85	50	Wake Forest
Bradley, Chuck	TE	1975-77	88	Oregon
Bradley, Freddie	RB	1996	35	Sonoma State (Calif.)
Bradwell, Darius	RB	2020-21	34	Tulane
Brady, Jeff	LB	1993	95	Kentucky
Brandon, David	LB	1987-89, '95	58, 51	Memphis State
Brandt, David	C	2004	65	Michigan
Brannon III, John	CB	2020	38	Western Carolina
Braxton, Hezekiah	FB	1962	35	Virginia Union
Brazley, Carl	DB	1987	48	Western Kentucky
Breaux, Don	QB	1965	15	McNeese State (La.)
Breedlove, Kevin	G	2003	67	Georgia
Brees, Drew	QB	2001-05	9	Purdue
Brennan, Brian	WR	1992	13	Boston College
Brew, Dorian	CB	1997	22	Kansas
Briggs, Bob	DE/DT	1968-70	68	Heidelberg
Brilz, Darrick	G	1988	73	Oregon State
Brinkley, Curtis	RB	2010-12	44, 36	Syracuse
Brinson, Dana	RB	1989	33	Nebraska
Briscoe, Marlin	WR	1975	86	Omaha
Brittenum, Jon	QB	1968	15	Arkansas
Brock, Lou	CB	1987	38	Southern California
Brock, Stan	T	1993-95	67	Colorado
Brooks, Billy	WR	1981	82	Oklahoma
Brooks, James	RB	1981-83	21	Auburn
Brooks, Michael	FS	1989-90	32	North Carolina State
Broughton, Cortez	DT	2019-20	91	Cincinnati
Brown, Andrew	DL	2021	90	Virginia
Brown, Bob	DT	1974	78	Arkansas AM&N
Brown, Booker	T	1975, '77	65	Southern California
Brown, Don	T	1983	61	Santa Clara
Brown, Donald	CB	1986	32	Maryland
Brown, Donald	RB	2014-15	34	Connecticut
Brown, Everette	OLB	2011	91	Florida State
Brown, Fakhir	CB	1999-2000	24	Grambling State
Brown, Gary	RB	1997	33	Penn State
Brown, Jatavis	LB	2016-19	57	Akron
Brown, Kris	K	2010	3	Nebraska
Brown, Richard	LB	1990	90	San Diego State
Brown, Ronnie	RB	2012-14	30, 23	Auburn
Brown, Vincent	WR	2011, '13, '15	86	San Diego State
Brown, Wilbert	G	1999	60	Houston
Browner, Keith	OLB	1988	57	Southern California
Brueckman, Charlie	LB	1960	53	Pittsburgh

Player	Pos.	Years	Nos.	College
Bruggers, Bob	LB	1968-71	56	Minnesota
Buchanon, Willie	CB	1979-82	28	San Diego State
Buford, Maury	P	1982-84	7	Texas Tech
Bulaga, Bryan	T	2020-21	75	Iowa
Buncom, Frank	LB	1962-67	55	Southern California
Burgess, James	LB	1997-98	52	Miami
Burke, John	TE	1998	83	Virginia Tech
Burnett, Kevin	LB	2009-10	99	Tennessee
Burns, Leon	RB	1971	38	Long Beach State
Burse, Isaiah	WR/KR	2016	89	Fresno State
Burton, Larry	WR	1978-79	87	Purdue
Burwell, Tyreek	T	2015-16	78	Cincinnati
Bush, Lewis	LB	1993-99	58	Washington State
Busick, Steve	LB	1987	55	Southern California
Butler, Crezdon	CB	2013	20	Clemson
Butler, Donald	ILB	2011-15	56	Washington
Butler, Jeremy	WR	2016	88	UT Martin
Butler, Robb	S	2004	45	Robert Morris
Butts, Marion	RB	1989-93	35	Florida State
Byers, Scott	S	1984	30	Long Beach State
Bynum, Kenny	RB	1997-2000	43	South Carolina State
Bynum, Terrell	WR	2023	35	Southern California
Byrd, Gill	CB	1983-92	22	San Jose State
Byrne, Jake	TE	2013	81	Wisconsin

C

Player	Pos.	Years	Nos.	College
Caffey, Lee Roy	LB	1972	50	Texas A&M
Caldwell, Reche	WR	2002-05	82	Florida
Callahan, Bryce	CB	2022	23	Rice
Camarillo, Greg	WR	2006	82	Stanford
Campbell, Jim	LB	1969	53	West Texas State
Campbell, Joe	OLB	1988-89	95	New Mexico State
Campbell, Tevaughn	CB	2020-21	37, 20	Regina (Canada)
Cappelletti, John	RB	1980-83	25	Penn State
Caravello, Joe	HB	1989-90	46	Tulane
Carney, John	K	1990-2000	3	Notre Dame
Carolan, Reggie	TE	1962-63	89	Idaho
Carpenter, Ron	LB	1964-65	89	Texas A&M
Carr, Chris	CB/KR	2012	22	Boise State
Carr, Levert	T	1969	71	North Central (Ill.)
Carr, Roger	WR	1983	81	Louisiana Tech
Carrethers, Ryan	NT	2014-16	92, 90	Arkansas State
Carrington, Darren	S	1991-94	29	Northern Arizona
Carson, Kern	HB	1965	26	San Diego State
Carson, Leonardo	DT	2000-03	96	Auburn
Carswell, Robert	S	2001-02	30	Clemson
Carter, DeAndre	WR	2022	1	Sacramento State
Carter, Mike	WR	1972	83	Sacramento State
Carter, Tyrone	S	2010	31	Minnesota
Carter, Virgil	QB	1975	7	Brigham Young
Cason, Antoine	CB	2008-12	20	Arizona
Castille, Simeon	CB	2009	26	Alabama
Castillo, Luis	DE	2005-11	93	Northwestern
Castle, Eric	FS	1993-96	44	Oregon
Cattouse, Sean	S	2012	40	California
Cesaire, Jacques	DE	2003-11	74	Southern Conn. State
Chambers, Chris	WR	2007-09	89	Wisconsin
Chancey, Robert	RB	1997, 2000	32	—
Chandler, Scott	TE	2007	87	Iowa
Chandler, Wes	WR	1981-87	89	Florida
Chark Jr., DJ	WR	2024	9	Louisiana State
Charles, Mike	NT	1987-89	71	Syracuse
Chatman, Jesse	RB	2002-04	24	Eastern Washington
Chickillo, Tony	NT	1984-85	91	Miami
Chorovich, Dick	DT	1960	71	Miami (Ohio)
Christiansen, Cole	LB	2020-21	50	Army
Christie, Steve	K	2001-03	8	William & Mary
Claiborne, Robert	WR	1992	84	San Diego State
Claphan, Sam	T	1981-87	77	Oklahoma
Clapp, Will	C/G	2022-23	76	Louisiana State
Clark, Corey	T	2009	75	Texas A&M
Clark, Greg	LB	1991	59	Arizona State
Clark, Howard	TE	1960-61	87	Chattanooga
Clark, Wayne	QB	1970-73	13	U.S. International (Calif.)
Clark, Willie	CB	1994-96, '98	31	Notre Dame
Clary, Jeromey	T	2007-13	66	Kansas State
Clatterbuck, Bobby	QB	1960	19	Houston
Clay, John	T	1988	77	Missouri
Clayton, Carey	C	2001	66	UTEP
Clemens, Kellen	QB	2014-17	10	Oregon
Cleveland, Asante	TE	2016	45	Miami
Cline, Doug	LB	1966	58	Clemson
Coan, Bert	HB	1962	26	Kansas
Cocozzo, Joe	G	1993-97	68	Michigan
Cody, Tay	CB	2001-03	27	Florida State
Colbert, Lewis	P	1989	5	Auburn
Colbert, Danny	CB	1974-76	46	Tulsa
Cole, Fred	G	1960	66	Maryland
Coleman, Andre	DE	2009	78	Albany
Coleman, Andre	WR/KR	1994-96	83	Kansas State
Coleman, Ben	T	2000	62	Wake Forest
Coleman, Leonard	S	1988-89	31	Vanderbilt
Coleman, Marco	DE	1996-98	90	Georgia Tech
Collins, Jim	ILB	1989	55	Syracuse
Colson, Junior	LB	2024	25	Michigan
Conner, Kavell	ILB	2014-15	53	Clemson
Conway, Curtis	WR	2000-02	80	Southern California
Cook, Jared	TE	2021	87	South Carolina
Coons, Travis	K	2017	5	Washington
Cooper, Stephen	LB	2003-11	54	Maine
Cordill, Ollie	P	1967	44	Memphis State
Corley, Anthony	RB	1985	31	Nevada
Cornish, Frank	C	1990-91	63	UCLA
Costa, Dave	DT	1972-73	64	Utah
Cotton, Craig	TE	1975	88	Youngstown State
Cox, Arthur	TE	1988-91	88	Texas Southern
Cox, Derek	CB	2013	22	William & Mary
Covington, Christian	DL	2021-22	95	Rice
Craver, Aaron	RB	1997	34	Fresno State
Crayton, Patrick	WR	2010-11	12	NW Oklahoma St.
Crews, Terry	LB	1993	51	Western Michigan
Crittenden, Ray	WR	1997	84	Virginia Tech
Cromartie, Antonio	CB	2006-09	25, 31	Florida State
Croudip, David	CB	1985	28	San Diego State
Culkin, Sean	TE	2017-19	80	Missouri
Culver, Rodney	RB	1994-95	35, 22	Notre Dame
Cumberland, Jeff	TE	2017	87	Illinois
Cummings, Joe	LB	1996	51	Wyoming
Curran, Pat	TE	1975-78	82	Lakeland
Curry, Markus	CB	2006	36	Michigan

D

Player	Pos.	Years	Nos.	College
Dale, Jeff	S	1985-86, '88	37	Louisiana State
Dallafior, Ken	G/T	1985-88	61	Minnesota
Daniel, Chase	QB	2021-22	4	Missouri
Daniels, Matt	S	2015	30	Duke
Darden, Tony	CB	2000	27	Texas Tech
Davis, Brian	CB	1993	31	Nebraska
Davis, Bruce	WR	1987	83	Baylor
Davis, Buster	WR	2007-10	84	Louisiana State
Davis, Chris	CB	2014	20	Auburn
Davis, Derius	WR	2023-24	12	TCU
Davis, Geremy	WR	2016-19	81, 11	Connecticut
Davis, Greg	K	1997	7	The Citadel
Davis, Harrison	WR	1974	87	Virginia
Davis, Isaac	G	1994-97	73, 77	Arkansas
Davis, Michael	CB	2017-23	43	Brigham Young
Davis, Mike	SS	1987	36	Colorado
Davis, Reggie	TE	1999-2000	84	Washington
Davis, Reuben	DT	1994-96	93	North Carolina
Davis, Sammy	CB	2003-05	22	Texas A&M
Davis Sr., Thomas	LB	2019	58	Georgia
Davis, Wayne	CB	1985-86	20	Indiana State
Davis, Wendell	TE	1998	81	Temple
Davison, Tyeler	DL	2022	90	Fresno State
Day, Tom	DE	1967	88	A&T College of North Carolina
Dean, Fred	DE	1975-81	71	Louisiana Tech
Degen, Dick	LB	1965-66	51	Long Beach State
DeJurnett, Charles	DT	1976-80	73	San Jose State
DeLine, Steve	K	1988	6	Colorado State
DeLong, Steve	DE/DT	1965-71	56, 82	Tennessee
DeLuca, Ben	DB	2021	46	Charlotte
DeLuca, Sam	G/T	1960-61, '63	72, 60	South Carolina
Demaree, Chris	DE	2002	93	Kentucky
Dennis, Al	G	1973	61	Grambling
Dennis, Mike	CB	1984	45	Wyoming
Denton, Tim	CB	2000	22	Sam Houston State
Desir, Pierre	CB	2016	40	Lindenwood
Detwiler, Chuck	S	1970-72	35	Utah State
Diaz-Infante, David	G	1987	63	San Jose State
Dicker, Cameron	K	2022-24	15, 11	Texas
Dicus, Chuck	WR	1971-72	28	Arkansas
Dielman, Kris	G	2003-11	68	Indiana
Diggs, Na'il	LB	2011	58	Ohio State
DiGiacomo, Curt	G	1986	75	Arizona
Dimry, Charles	CB	1998-99	27	UNLV
Dingle, Adrian	DE	1999-2004	90	Clemson
Dissly, Will	TE	2024	81	Washington
Dixon, Gerald	LB	1998-2001	51	South Carolina
Dobbins, J.K.	RB	2024	27	Ohio State
Dobbins, Tim	LB	2006-09	51	Iowa State
Dodge, Dedrick	S	1998	33	Florida State
Doerger, Jerry	T	1985	65	Wisconsin
Dombrowski, Brandyn	G/T	2009-11	62	San Diego State
Domres, Marty	QB	1969-71	14	Columbia
Donnell, Ben	DE	1960	50	Vanderbilt
Dorsey, Larry	WR	1976-77	87	Tennessee State
Doss, Keelan	WR	2023	86	UC Davis
Dotson, Elijah	RB	2023	42	Northern Colorado
Douglas, Jay	T	1973-74	52	Memphis State
Douglass, Bobby	QB	1975	10	Kansas
Douglass, Mike	OLB	1986	53	San Diego State

Player	Pos.	Years	Nos.	College
Dove, Jerome	CB	1977-80	48	Colorado State
Downing, Eric	DT	2004	93	Syracuse
Dragon, Oscar	RB	1972	34	Arizona State
Draughn, Shaun	RB	2014	28	North Carolina
Duckworth, Bob	WR	1982-84	82	Arkansas
Ducre, Greg	CB	2015	33	Washington
Dumas, Mike	S	1997-2000	20, 38	Indiana
Duncan, Frank	S	1979-81	47	San Francisco State
Duncan, Leslie "Speedy"	CB	1964-70	45	Jackson State
Dunlap, King	T	2013-16	77	Auburn
Dunlap, Leonard	CB	1972-74	39	North Texas State
Dupree, Bud	OLB	2024	48	Kentucky
Duren, Clarence	S	1977	21	California
Dwight, Tim	WR	2001-04	85, 87	Iowa
Dyal, Mike	TE	1993	82	Texas A&I
Dye, Troy	LB	2024	43	Oregon
Dyer, Ken	WR	1968	49	Arizona State
Dykes, Donald	CB	1982	26	Southeastern Louisiana
Dzubnar, Nick	LB	2015-19	48	Cal Poly

E

Player	Pos.	Years	Nos.	College
Early, Quinn	WR	1988-90	87	Iowa
East, Ron	DT	1971-73	77	Montana State
Eber, Rick	WR	1969-70	49	Tulsa
Eboigbe, Justin	DL	2024	92	Alabama
Edwards, Cid	RB	1972-74	37	Tennessee A&I State
Edwards, Donnie	LB	2002-06	59	UCLA
Edwards, Glen	FS	1978-81	27	Florida A&M
Edwards, Gus	RB	2024	4	Rutgers
Edwards, Vernon	DE	1996	95	SMU
Egbule, Emeke	OLB	2019-21	51	Houston
Egloff, Ron	TE	1984	84	Wisconsin
Ehin, Chuck	DE/NT	1983-87	78	Brigham Young
Ekeler, Austin	RB	2017-23	30	Western State Colorado
Elder, Donnie	CB	1990-91	28	Memphis State
Elko, Bill	NT	1983-84	90, 68	Louisiana State
Ellerbee, Emmanuel	LB	2018	56	Rice
Ellis, Allan	CB	1981	48	UCLA
Ellis, Ed	T	2001-03	69	Buffalo
Ellison, Kevin	SS	2009	25	Southern California
Ellison, 'Omar	WR	1995-96	84	Florida State
Emanuel, Kyle	OLB	2015-18	51	North Dakota State
Engel, Greg	C	1995-97	60	Illinois
English, Larry	OLB	2009-13	52, 51	Northern Illinois
Enis, Hunter	QB	1961	17	TCU
Erickson, Alex	WR	2023	82	Wisconsin
Erickson, Bernard	LB	1967-68	62	Abilene Christian
Erlandson, Tom	LB	1968	58	Washington State
Estes, Don	G	1966	68	Louisiana State
Evans, Larry	LB	1983	56	Mississippi
Everett, Gerald	TE	2022-23	7	South Alabama
Everett, Jim	QB	1997	11	Purdue

F

Player	Pos.	Years	Nos.	College
Fackrell, Kyler	OLB	2021	52	Utah State
Facyson, Brandon	CB	2018-20	36, 28	Virginia Tech
Faison, Earl	DE	1961-66	86	Indiana
Farley, Dick	S	1968-69	36	Boston University
Farmer II, Andrew	OLB	2023	92	Lane (Tenn.)
Farr, Miller	CB	1965-66	20	Wichita State
Farris, John	G	1965-66	62	San Diego State
Farrow, Kenneth	RB	2016	27	Houston
Faucette, Chuck	ILB	1987-88	57, 53	Maryland
Faulkner, Chris	TE	1985	84	Florida
Fazande, Jermaine	RB	1999-2000	35	Oklahoma
Feasel, Greg	T	1987	67	Abilene Christian
Feeney, Dan	C/G	2017-20	66	Indiana
Fehoko, Breiden	DL	2020-22	96	Louisiana State
Fehoko, Simi	WR	2023-24	87	Stanford
Feiler, Matt	G	2021-22	71	Bloomsburg (Pa.)
Fellows, Mark	OLB	1985-86	52	Montana State
Fenner, Lane	WR	1968	42	Florida State
Ferguson, Gene	T	1969-70	75	Norfolk Div. of Va. State College
Ferguson, Howie	FB	1960	37	—
Ferguson, Keith	DE	1981-85	76	Ohio State
Ferguson, Kevin	TE	1987	87	Virginia
Ferrante, Orlando	G	1960-61	68	Southern California
Fetherston, Jim	LB	1968-69	61	California
Ffrench, Maurice	WR	2021	80	Pittsburgh
Fields, Carlos	LB	2016	59	Winston-Salem State
Fields, Floyd	S	1991-93	26	Arizona State
Figaro, Cedric	ILB	1988-90	51	Notre Dame
Finley, AJ	S	2023-24	24	Mississippi
Finneran, Gary	DT	1960	76	Southern California
Fisk, Jason	DT	2002-04	92	Stanford
Fisk, Tucker	TE	2024	42	Stanford
Fitzkee, Scott	WR	1981-82	81	Penn State
Fitzpatrick, Dez	WR	2024	82	Louisville
FitzPatrick, James	G/T	1986-89	70	Southern California
Flanagan, Ed	C	1975-76	54	Purdue
Fletcher, Chris	S	1970-76	44	Temple
Fletcher, Jamar	CB	2004-05	25	Wisconsin
Fletcher, Terrell	RB	1995-2002	41	Wisconsin
Flick, Tom	QB	1986	12	Washington
Florence, Drayton	CB	2003-07	29	Tuskegee
Flowers, Brandon	CB	2014-16	26, 24	Virginia Tech
Flowers, Charlie	RB	1960-61	41	Mississippi
Floyd, Eric	G/T	1990-91	61	Auburn
Floyd, John	WR	1979-80	86	Northeast Louisiana
Floyd, Malcom	WR	2004, '06-15	13, 80	Wyoming
Floyd, Victor	RB	1989	27	Florida State
Fluker, D.J.	T	2013-16	76	Alabama
Flutie, Darren	WR	1988	89	Boston College
Flutie, Doug	QB	2001-04	7	Boston College
Foley, Steve	LB	2004-05	53	Northeast Louisiana
Fonoti, Toniu	G	2002, '04-05	71, 77	Nebraska
Fontenot, Al	DE	1999-2001	95	Baylor
Ford, Fred	RB	1960	20	Cal Poly Kellogg-Vorhees Unit
Ford, Poona	DL	2024	95	Texas
Forsberg, Fred	LB	1974	56	Washington
Fortin, Roman	C	1998-2000	67	San Diego State
Fortune, Hosea	WR	1983	84	Rice
Foster, Gene	RB	1965-70	37	Arizona State
Fouts, Dan	QB	1973-87	14	Oregon
Fox, Morgan	DL	2022-24	56	Colorado State-Pueblo
Fox, Tim	S	1982-84	48	Ohio State
Fox, Vernon	SS	2002-03	36	Fresno State
Frank, Donald	CB	1990-93	27	Winston-Salem State
Franklin, Aubrayo	DT	2012	90	Tennessee
Franklin, Orlando	G	2015-16	74	Miami
Frazier, Wayne	C	1962	51	Auburn
Frazier, Willie	TE	1966-70	83	Arkansas AM&N
Freeney, Dwight	OLB	2013-14	93	Syracuse
Freitas, Jesse	QB	1974-75	17	San Diego State
Friesz, John	QB	1990-91, '93	17	Idaho
Fritsch, Toni	K	1976	15	—
Fuller, James	S	1992-93	40	Portland State
Fuller, Joe	CB	1990	29	Northern Iowa
Fuller, Mike	S	1975-80	42	Auburn
Fuller, William	DE	1997-98	95	North Carolina
Fulton, Kristian	CB	2024	7	Louisiana State

G

Player	Pos.	Years	Nos.	College
Gachkar, Andrew	LB	2011-14	59	Missouri
Gaffney, Jeff	K	1987	4	Virginia
Gagliano, Bob	QB	1991-92	16	Utah State
Gaiter, Tony	WR/KR	1998	85	Miami
Gaither, Jared	T	2011-12	78	Maryland
Gamble, Darryl	LB	2011	53	Georgia
Gambol, Chris	T	1988	74	Iowa
Gannon, Chris	TE	1989	84	Southwestern Louisiana
Garay, Antonio	DT	2009-12	71	Boston College
Gardner, Carwell	FB	1997	35	Louisville
Garmon, Kelvin	G	2002-03	63	Baylor
Garner, Bob	CB	1960	35	Fresno State
Garnett, Scott	NT	1985	92	Washington
Garrett, Mike	RB	1970-73	25, 20	Southern California
Garrison, Gary	WR	1966-76	27	San Diego State
Gates, Antonio	TE	2003-18	85	Kent State
Gatson, Greg	CB	2012	31	Arkansas
Gay, Blenda	DE	1974	61	Fayetteville State
Gayle, Shaun	SS	1995	23	Ohio State
Gaylor, Trevor	WR	2000-01	82	Miami (Ohio)
Gaziano, Joe	DL	2020-22	92	Northwestern
Gbaja-Biamila, Akbar	LB	2006	94	San Diego State
Geathers, Kwame	DT	2013	95	Georgia
Gerela, Roy	K	1979	9	New Mexico State
Gersbach, Carl	LB	1973-74	54	West Chester State
Gibson, Claude	CB	1961-62	25	North Carolina State
Gibson, Dennis	LB	1994-95	57	Iowa State
Gilbert, Gale	QB	1994-95	13	California
Gilchrist, Marcus	DB	2011-14	38	Clemson
Gillett, Fred	HB	1962	33	Los Angeles State
Gillette, Walker	WR	1970-71	84	Richmond
Gilliam, Dondre	WR	2002-03	86, 10	Millersville (Pa.)
Gilman, Alohi	S	2020-24	32	Notre Dame
Gissinger, Andrew	T	1982-84	75	Syracuse
Glenn, Vencie	FS	1986-90	25	Indiana State
Glick, Gary	S	1963	43	Colorado State
Gob, Art	LB	1960	89	Pittsburgh
Godfrey, Randall	LB	2004-06	58	Georgia
Goeas, Leo	T	1990-92	67	Hawai'i
Goebel, Joe	C	1987	68	UCLA
Goff, Mike	G	2004-08	79	Iowa
Goff, Willard	DT	1987	76	Illinois
Gofourth, Derrel	G	1983-84	69	Oklahoma State
Gogan, Kevin	G	2000	66	Washington
Good, Tom	LB	1966	54	Marshall
Goode, Don	LB	1974-79	50	Kansas
Goodman, Richard	WR	2010-12	15	Florida State
Goodspeed, Joey	FB	2002	45	Notre Dame

Player	Pos.	Years	Nos.	College
Gordon, Cletis	CB	2006-08	24	Jackson State
Gordon, Darrien	CB	1993-94, '96	21	Stanford
Gordon, Dick	WR	1974	88	Michigan State
Gordon, Dwayne	LB	1995-96	52	New Hampshire
Gordon, Ira	T	1970-75	69	Kansas State
Gordon III, Melvin	RB	2015-19	28, 25	Wisconsin
Gouveia, Kurt	LB	1996-98	54	Brigham Young
Graham, DeMingo	G	1999-2001	71	Hofstra
Graham, Jeff	WR	1999-2001	81	Ohio State
Graham, Kenny	S	1964-69	33	Washington State
Graham, Tom	LB	1975-77	58	Oregon
Grannell, Dave	TE	1974	82	Arizona State
Grant, Wes	DE	1971	86	UCLA
Grayson, David	LB	1991	58	Fresno State
Green, Ladarius	TE	2012-15	89	Louisiana-Lafayette
Green, Mike	LB	1983-85	58	Oklahoma State
Green, Tyronne	G	2009-12	69	Auburn
Green, Virgil	TE	2018-20	88	Nevada
Greene, Ken	S	1983-84	28	Washington State
Gregor, Bob	S	1981-84	43	Washington State
Gregory, Steve	DB	2006-11	28	Syracuse
Grennan, Keith	DE	2008	96	Eastern Washington
Griffin, Jim	DT	1966-67	77	Grambling
Griggs, David	OLB	1994	92	Virginia
Gross, George	DT	1963-67	79	Auburn
Grossman, Burt	DE	1989-93	92	Pittsburgh
Groy, Ryan	C/G	2019-20	72	Wisconsin
Gruneisen, Sam	C/G	1962-72	65	Villanova
Guendling, Mike	OLB	1985	53	Northwestern
Guthrie, Keith	NT	1984	73	Texas A&M
Guy, Lawrence	DE	2013-14	71	Arizona State
Guyton, Gary	LB	2012	53	Georgia Tech
Guyton, Jalen	WR	2019-23	15	North Texas

H

Player	Pos.	Years	Nos.	College
Hadl, John	QB	1962-72	21	Kansas
Hadnot, Rex	G	2012	67	Houston
Hagood, Rickey	NT	1984	72	South Carolina
Hairston, Chris	G/T	2015-17	75	Clemson
Hall, Courtney	C/G	1989-96	53	Rice
Hall, Delton	S	1992	36	Clemson
Hall, Kemon	CB	2021-22	37	North Texas
Hallen, Bob	G	2002-05	62	Kent State
Hamilton, Michael	LB	1997-99	53	North Carolina A&T
Hand, Norman	DT	1997-99	96	Mississippi
Hand, Omari	DE	2003	91	Tennessee
Harbaugh, Jim	QB	1999-2000	4	Michigan
Hardaway, Milton	T	1978	77	Oklahoma State
Harden, Cedric	DE	1999	92	Florida A&M
Hardison, Dee	DE	1986-87	92	North Carolina
Hardwick, Nick	C	2004-14	61	Purdue
Hardy, Kevin	DT	1971-72	80	Notre Dame
Harmon, Ronnie	RB	1990-95	33	Iowa
Harper, Dwayne	CB	1994-98	28	South Carolina State
Harrington, LaRue	RB	1980	34	Norfolk State
Harris, Davontae	CB	2021	28	Illinois State
Harris, Derrick	FB	2001	40	Miami
Harris, Dick	CB	1960-65	36	McNeese State (La.)
Harris, James	QB	1977-79	12	Grambling
Harris, Josh	LS	2022-24	47	Auburn
Harris, Marques	LB	2005-09	92, 58	Southern Utah
Harris, Mike	T	2012-13	79	UCLA
Harris, Nigel	LB	2017	58	South Florida
Harris, Tommie	DE	2011	90	Oklahoma
Harris, Walter	S	1987	46	Stanford
Harris Jr., Chris	CB	2020-21	25	Kansas
Harrison, Lloyd	CB	2001	22	North Carolina State
Harrison, Rodney	S	1994-2002	37	Western Illinois
Hart, Cam	CB	2024	20	Notre Dame
Hart, Clinton	S	2004-09	42	Central Florida C.C.
Hartley, Frank	TE	1997-98	89	Illinois
Harvey, Richard	LB	2000	58	Tulane
Haskins, Hassan	RB	2024	28	Michigan
Haskins, Jon	LB	1998	57	Stanford
Haslam, Kevin	T	2012	70	Rutgers
Hatcher, Armon	S	2000	29	Oregon State
Hawkins, Andy	LB	1986-87	59	Texas A&I
Hawkins, Jaylinn	S	2023	37	California
Hawkins, Lavelle	WR	2013	10	California
Hayden, Aaron	RB	1995-96	24	Tennessee
Hayes, Luther	E	1961	24	Southern California
Hayes, Tom	CB	1976	22	San Diego State
Hayward Jr., Casey	CB	2016-20	26	Vanderbilt
Heiden, Steve	TE	1999-2001	83	San Diego State
Heinicke, Taylor	QB	2024	8	Old Dominion
Henderson, Reuben	CB	1983-84	20	San Diego State
Henderson, Wyatt	CB	1981	32	Fresno State
Hendrickson, Steve	HB/LB	1990-94	34	California
Hendrix, David	S	1995-97	38	Georgia Tech
Hendy, John	CB	1985	29	Long Beach State
Henley, Daiyan	LB	2023-24	0	Washington State
Henning, Dan	QB	1966	15	William & Mary
Henry, Hunter	TE	2016-20	86	Arkansas
Herbert, Justin	QB	2020-24	10	Oregon
Herrmann, Mark	QB	1985-87	9	Purdue
Herndon, Javontee	WR	2015	81	Arkansas
Herron, David	LB	2010	97	Michigan State
Hester, Jacob	FB	2008-11	22	Louisiana State
Hill, Eric	LB	1999	54	Louisiana State
Hill, Jim	S	1969-71	39	Texas A&I
Hill Jr., KJ	WR	2020-21	84	Ohio State
Hillman, Ronnie	RB	2016	36	San Diego State
Hinkle, George	DT	1988-91	97	Arizona
Hinton, Christopher	DL	2022-23	91	Michigan
Hoey, George	S	1974	23	Michigan
Holecek, John	LB	2001	52	Illinois
Holland, Jamie	WR	1987-89	86	Ohio State
Holliday, Ron	WR	1973	81	Pittsburgh
Hollins, Justin	OLB	2023	58	Oregon
Holmes, Robert	RB	1973	38	Southern (La.)
Holohan, Pete	TE	1981-87	88	Notre Dame
Holt, Harry	TE	1987	85	Arizona
Holt, James	LB	2009-10	53	Kansas
Hoopes, Mitch	P	1976	10	Arizona
Hopkins, Dustin	K	2021-22	6	Florida State
Hopper, Darrel	CB	1987	47	Southern California
Horn, Don	QB	1974	13	San Diego State
Horn, Bob	MLB	1976-81	55	Oregon State
Horton, Bob	LB	1964-65	30	Boston University
Horvath, Zander	FB	2022	40	Purdue
House, Kevin	CB	2002-03	32	South Carolina
Houston, Bobby	LB	1997	57	North Carolina State
Howard, Bob	CB	1967-74	24	San Diego State
Howard, Joey	T	1989	79	Tennessee
Hubbert, Brad	RB	1967-70	26	Arizona
Hudson, Bill	DT	1961-62	79	Clemson
Hudson, Mike	S	1987	28	Oklahoma State
Hudson, Richard	T	1962	78	Memphis State
Huey, Gene	DB	1969	38	Wyoming
Hughes, Dante	CB	2009-11	24, 33	California
Humiston, Mike	ILB	1987	50	Weber State
Humphrey, Deon	LB	2000-01	53	Florida State
Humphries, Stan	QB	1992-97	12	Northeast Louisiana
Hunter, Daniel	CB	1986-87	27	Henderson State
Hurst, Hayden	TE	2024	88	South Carolina
Hutcherson, Ken	LB	1975	55	Livingston (Ala.)

I

Player	Pos.	Years	Nos.	College
Ilesic, Hank	P	1989	8	—
Ingram, Brian	LB	1987	52	Tennessee
Ingram III, Melvin	DE	2012-20	54	South Carolina
Inman, Dontrelle	WR	2014-17, '19	15	Virginia

J

Player	Pos.	Years	Nos.	College
Jackson, Bernard	S	1980	26	Washington State
Jackson, Bob	FB	1962-63	40	New Mexico State
Jackson, Earnest	RB	1983-84	41	Texas A&M
Jackson, Eddie	S	2024	49	Alabama
Jackson, Greg	S	1997-2000	42, 47	Louisiana State
Jackson, J.C.	CB	2022-23	27	Maryland
Jackson, Jeff	LB	1987-88	52	Auburn
Jackson, John	T	1998-99	65	Eastern Kentucky
Jackson, Justin	RB	2018-21	32, 22	Northwestern
Jackson, Vincent	WR	2005-11	83	Northern Colorado
Jacobson, Jack	DB	1965	24	Oklahoma State
Jacox, Kendyl	C/G	1998-2001	64	Kansas State
Jacquet, Nate	WR/PR	2000	89	San Diego State
Jaimes, Brenden	OL	2021-24	64	Nebraska
James Jr., Derwin	S	2018-19, '21-24	33, 3	Florida State
James, Lionel	RB/KR	1984-88	26	Auburn
James, Toran	LB	1997	59	North Carolina A&T
Jammer, Quentin	CB	2002-12	23	Texas
Jefferson, John	WR	1978-80	83	Arizona State
Jefferson, Malik	LB	2020	46	Texas
Jefferson, Shawn	WR	1991-95	80	Central Florida
Jefferson, Tony	S	2024	23	Oklahoma
Jeffrey, Neal	QB	1976	19	Baylor
Jenkins, DeRon	CB	2000	23	Tennessee
Jenkins, Keyvan	RB	1987	39	UNLV
Jenkins, Rayshawn	S	2017-20	25, 23	Miami
Jenkins, Ronney	RB/KR	2000-02	28	Northern Arizona
Jodat, Jim	RB	1982-83	40	Carthage (Wis.)
Johnson, A.J.	CB	1995	47	Southwest Texas State
Johnson, Austin	DL	2022-23	98	Penn State
Johnson, David	TE	2014-15	88	Arkansas State
Johnson, Dontae	CB	2019	29	North Carolina State
Johnson, Gary	DT	1975-84	72, 79	Grambling
Johnson, James	LB	1987	57	San Diego State
Johnson, Jarret	OLB	2012-14	96	Alabama
Johnson, Jaylen	WR	2024	39	East Carolina
Johnson, Leon	RB	2003	35	North Carolina

Player	Pos.	Years	Nos.	College
Johnson, Pete	FB	1984	42	Ohio State
Johnson, Raylee	DE	1993-99, 2001-03	99	Arkansas
Johnson, Stevie	WR	2015	11	Kentucky
Johnson, Travis	DT	2009-10	96	Florida State
Johnson, Tre'Von	LB	2018	58	Weber State
Johnson, Trumaine	WR	1985-86	83	Grambling State
Johnson, Tyron	WR	2020	83	Oklahoma State
Johnson, Zion	G	2022-24	77	Boston College
Johnston, Quentin	WR	2023-24	1	TCU
Joiner, Charlie	WR	1976-86	18	Grambling
Jonassen, Eric	T	1993-94	74	Bloomsburg (Pa.)
Jones, Anthony	TE	1988	81	Wichita State
Jones, Charlie	WR	1996-99	17, 82	Fresno State
Jones, Clint	RB	1973	26	Michigan State
Jones, Curtis	LB	1968	69	Missouri
Jones, Deacon	DE	1972-73	75	Mississippi Valley State
Jones, Donnie	P	2018	5	Louisiana State
Jones, Freddie	TE	1997-2001	88	North Carolina
Jones, Harris	G	1971	58	Johnson C. Smith (N.C.)
Jones, Jacoby	WR/KR	2015	12	Lane (Tenn.)
Jones, JJ	WR	2018	89	West Georgia
Jones, Justin	DT	2018-21	91, 93	North Carolina State
Jones, Leroy	DE	1976-83	68	Norfolk State
Jones, Ray	CB	1972	23	Southern (La.)
Jones, Reggie	WR	2000-01	87	Louisiana State
Jordan, Leander	T	2004-05	75	Indiana (Pa.)
Joseph, Linval	DL	2020-21	95, 98	East Carolina
Joseph-Day, Sebastian	DL	2022-23	69, 51	Rutgers
Jue, Bhawoh	FS	2005-06	27	Penn State

K

Player	Pos.	Years	Nos.	College
Kaeding, Nate	K	2004-12	10	Iowa
Kampmoyer, Hunter	TE	2021, '23	47, 48	Oregon
Karas, Emil	LB	1960-64, '66	56, 58	Dayton
Kaser, Drew	P	2016-18	8	Texas A&M
Kay, Bill	CB	1984	31	Purdue
Keathley, Michael	G	2001-03	61	TCU
Keckin, Val	QB	1962	16	Mississippi Southern College
Keiser, Thomas	OLB	2013	90	Stanford
Kelcher, Louie	DT	1975-83	74	SMU
Kelemete, Senio	G	2021	68	Washington
Kelley, Joshua	RB	2020-23	27, 25	UCLA
Kelley, Mike	QB	1987	10	Georgia Tech
Kemp, Jack	QB	1960-62	15	Occidental
Kempinska, Charlie	G	1960	67	Mississippi
Kendricks, Eric	LB	2023	6	UCLA
Kendricks, Lance	TE	2019	87	Wisconsin
Keyes, Josh	LB	2017	53	Boston College
Keys, Tyrone	DE	1988	93	Mississippi State
Kidd, John	P	1990-94	10	Northwestern
Kiel, Terrence	S	2003-06	48	Texas A&M
Kinderman, Keith	FB	1963-64	24	Florida State
Kindig, Howard	DE	1965-67	87	Los Angeles State
King, David	CB	1985	30	Auburn
King, Deon	OLB	2016	59	Norfolk State
King, Linden	LB	1978-85	31, 57	Colorado State
King II, Desmond	DB	2017-20	20	Iowa
Kirk, Randy	LB	1987-88, '91	94	San Diego State
Kirner, Gary	G/T	1964-69	72	Southern California
Klein, Bob	TE	1977-79	84	Southern California
Klotz, Jack	DT	1962	60	Penn Military College
Kocourek, Dave	TE	1960-65	83	Wisconsin
Kompara, John	DT	1960	60	South Carolina
Koo, Younghoe	K	2017	9	Georgia Southern
Kowalski, Gary	T	1985-88	68	Boston College
Kramer, Erik	QB	1999	12	North Carolina State
Krause, Ryan	TE	2004-05	89	Nebraska-Omaha

L

Player	Pos.	Years	Nos.	College
LaBoy, Travis	LB	2011	99	Hawai'i
Lachey, Jim	T	1985-87	74	Ohio State
Ladd, Ernie	DT	1961-65	77	Grambling
Laing, Aaron	TE	1994	84	New Mexico State
Laird, Bruce	S	1982-83	30	American International (Mass.)
Lambo, Josh	K	2015-16	2	Texas A&M
Lamp, Forrest	G	2018-20	77, 76	Western Kentucky
Landrum, Chris	OLB	2016, '18	46	Jacksonville State (Ala.)
Lane, Bob	LB	1963-64	57	Baylor
Lang, Brandon	LB	2010	57	Troy
Laraba, Bob	QB/LB	1960-61	17	Texas Western College
Laslavic, Jim	LB	1978, '80-81	54	Penn State
Lassiter, Kwamie	S	2003	42	Kansas
Latsko, Billy	FB	2010	34	Florida
Latzke, Paul	C	1966-68	52, 54	Pacific
Laufenberg, Babe	QB	1988	12	Indiana
Law, Cordarro	OLB	2014-15	99	Southern Mississippi
Layne, George	FB	2004	38	TCU
Layne, Raheem	S	2022-23	41	Indiana
Lazetich, Pete	DE/LB	1972-74	51, 71	Stanford
Leaf, Ryan	QB	1998-2000	16	Washington State
Leber, Ben	LB	2002-05	51	Kansas State
Lee, John	DE	1976-80	69	Nebraska
Lee, Lloyd	S	1998	36	Dartmouth
Lee, Mike	LB	1974	58	UNLV
Lee, Shawn	DT	1992-97	98	North Alabama
Legursky, Doug	C	2014	57	Marshall
Lekkerkerker, Cory	T	2006	71	UC Davis
Lemonier, Jessie	DE	2020	90	Liberty
Lenkaitis, Bill	G	1968-70	51	Penn State
Leonard, Deane	DB	2022-24	33	Mississippi
Leonard, Jim	G	1985-86	63	Santa Clara
Leverette, Otis	DE	2003	93	UAB
LeVias, Jerry	WR	1971-74	25	SMU
Lewis, Darryll	CB	1999-2000	26	Arizona
Lewis, Dave	LB	1982	53	Southern California
Lewis, Nate	WR	1990-93	81	Oregon Tech
Lewis, Terry	CB	1985	32	Michigan State
Lilly, Sam	CB	1990	26	Georgia Tech
Lincoln, Keith	RB	1961-66, '68	22, 31	Washington State
Linkenbach, Jeff	T	2015	70	Cincinnati
Linsley, Corey	C	2021-23	63	Ohio State
Lissemore, Sean	DT	2013-15	98	William & Mary
Little, Larry	G	1967-68	73	Bethune-Cookman
Liuget, Corey	DT	2011-18	94	Illinois
Loewen, Chuck	G/T	1980-82, '84	64	South Dakota State
London, Mike	LB	1966	57	Wisconsin
Long, Ty	P	2019-21	1	UAB
Longley, Clint	QB	1976	16	Abilene Christian
Lott, Andre	S	2006	30	Tennessee
Loudd, Rommie	LB	1960	51	UCLA
Lowe, Paul	RB	1960-68	23	Oregon State
Lowe, Woodrow	LB	1976-86	51	Alabama
Lowery, Dwight	FS	2016	20	San Jose State
Luani, Shalom	S	2019	24	Washington State
Luther, Ed	QB	1980-84	11	San Jose State
Lyle, Keith	FS	2002	35	Virginia
Lyles, Lester	SS	1989-90	24	Virginia
Lynch, Blake	LB	2023-24	53, 54	Baylor
Lynch, Corey	S	2012	41	Appalachian State

M

Player	Pos.	Years	Nos.	College
Macek, Don	C/G	1976-89	62	Boston College
Mack, Cedric	CB	1991	47	Baylor
Mack, Khalil	OLB	2022-24	52	Buffalo
Mackey, John	TE	1972	89	Syracuse
MacKinnon, Jacque	TE/T	1961-70	67, 89, 38	Colgate
Mager, Craig	DB	2015-18	29	Texas State
Maguire, Paul	LB/P	1960-63	84	The Citadel
Mahalic, Drew	LB	1975	53	Notre Dame
Malone, Mark	QB	1988	16	Arizona State
Manning, Terrell	ILB	2013	53	North Carolina State
Manumaleuna, Brandon	TE	2006-09	86	Arizona
Markovich, Mark	C	1974-75	65, 56	Penn State
Marlowe, Dean	S	2023	20	James Madison
Marsh, Frank	CB	1967	36	Oregon State
Marshall, Richard	CB	2013-14	31	Fresno State
Marshall, Trey	DB	2021	36	Florida State
Martin, Blanche	FB	1960	33	Michigan State
Martin, David	CB	1986	33	Villanova
Martin, Larry	DT	1966	73	San Diego State
Martin, Tony	WR	1994-97	81	Mesa State
Martin, Vaughn	DE	2009-12	92	Western Ontario (Canada)
Marve, Eugene	LB	1992	99	Saginaw Valley State
Mathews, Ricardo	DT	2014-15	90	Cincinnati
Mathews, Ryan	RB	2010-14	24	Fresno State
Mathison, Bruce	QB	1983-84, '86	12, 7	Nebraska
Matlock, Scott	FB/DL	2023-24	99, 44	Boise State
Matsos, Archie	LB	1966	67	Michigan State
Matthews, Bo	RB	1974-79	41	Colorado
Mattos, Grant	WR	2003	86	Southern California
Mauck, Carl	C	1971-74	55	Southern Illinois
May, Deems	TE	1992-96	88	North Carolina
May, Mark	G/T	1991	73	Pittsburgh
Maye, Marcus	S	2024	24	Florida
Mays, Jerry	RB	1990	47	Georgia Tech
Mays, Joe	ILB	2015	57	North Dakota State
Mazza, Cole	LS	2019-20	45	Alabama
McBriar, Mat	P	2014	1	Hawai'i
McCain, Chris	DE	2017	40	California
McCall, Ron	LB	1967-68	89	Weber State
McCardell, Keenan	WR	2004-06	86, 87	UNLV
McConkey, Ladd	WR	2024	15	Georgia
McClain, Le'Ron	FB	2012-13	33	Alabama
McClain, Robert	CB	2016	35	Connecticut
McClard, Bill	K	1972	10	Arkansas
McClendon, Skip	DE	1991	98	Arizona State
McCluster, Dexter	RB/KR	2016	33	Mississippi
McCoil, Dexter	S	2016-17	23	Tulsa
McConkey, Phil	WR/PR	1989	21	Navy
McCoy, Lloyd	G	1964	68	San Diego State
McCrary, Fred	FB	1999-2002	44	Mississippi State

Player	Pos.	Years	Nos.	College
McCrary, Greg	TE	1978-80	88	Clark (Ga.)
McCree, Marlon	S	2006-07	20	Kentucky
McDonald, Dwight	WR	1975-78	80, 89	San Diego State
McDougall, Gerry	FB	1962-64	20	UCLA
McEwen, Craig	TE	1989-91	31	Utah
McFadden, Jordan	OL	2023-24	71	Clemson
McGarrahan, Scott	S	2005	44	New Mexico
McGee, Buford	RB	1984-86	21	Mississippi
McGee, Carl	LB	1980	58	Duke
McGee, Willie	WR/KR	1973	28	Alcorn A&M
McGill Jr., T.Y.	DT	2018-19	95	North Carolina State
McGrath, Sean	TE	2016-17	84	Henderson State
McIntosh, Damion	T	2000-03	77	Kansas State
McKenzie, Raleigh	OL	1997-98	63	Tennessee
McKinney, Brandon	DT	2006-07	91	Michigan State
McKitty, Tre'	TE	2021-23	88	Georgia
McKnight, Dennis	C/G	1982-88	60	Drake
McLaughlin, Chase	K	2019	3	Illinois
McMahon, Jim	QB	1989	9	Brigham Young
McMichael, Randy	TE	2010-12	81	Georgia
McNeil, Charlie	S	1960-64	27	Compton College
McNeill, Marcus	T	2006-11	73	Auburn
McNeil, Ryan	CB	2001-02	47	Miami
McPherson, Miles	S	1982-85	24	New Haven
Meachem, Robert	WR	2012	12	Tennessee
Means, Natrone	RB	1993-95, '98-99	20	North Carolina
Mebane, Brandon	NT	2016-19	92	California
Meeks, Quenton	DB	2020	29	Stanford
Mendez, Mario	HB	1964	28	San Diego State
Mercer, Mike	K	1970	15	Arizona State
Merrill, Forest	DL	2021	91	Arkansas State
Merriman, Shawne	LB	2005-10	56	Maryland
Metcalf, Eric	WR/KR	1997	21	Texas
Mialik, Larry	TE	1976	83	Wisconsin
Michel, Sony	RB	2022	20	Georgia
Micho, Bob	TE	1984	83	Texas
Mickell, Darren	DE	2000	92	Florida
Mickles, Joe	RB	1990	36	Mississippi
Middleton, Frank	RB	1987	30	Florida A&M
Middleton, Rick	LB	1976-78	57	Ohio State
Middleton, Ron	TE	1995	47	Auburn
Mikolajewski, Pete	QB	1969	15	Kent State
Milburn, Glyn	RB	2001	24	Stanford
Milinichik, Joe	G	1993-94	71	North Carolina State
Milks, John	LB	1966	61	San Diego State
Miller, Anthony	WR	1988-93	83	Tennessee
Miller, Brett	DT	1989	74	Iowa
Miller, Doug	LB	1993-94	54	South Dakota State
Miller, Kyle	TE	2015	86	Mount Union
Miller, Les	DE	1987-90, '94	75, 69, 95	Fort Hays State
Miller, Pat	LB/S	1987-88	52, 48	Florida
Miller, Paul	DT	1962	85	Louisiana State
Milligan, Hanik	S	2004-05	31	Houston
Mills, Jeff	LB	1990	52	Nebraska
Mills, Jim	G/T	1996-97	66	Idaho
Mims, Chris	DE	1992-96, '98-99	94	Tennessee
Mitchell, Ed	G	1965-67	60	Southern (La.)
Mitchell, Lydell	RB	1978-79	26	Penn State
Mitchell, Shannon	TE	1994-97	89, 86	Georgia
Mitinger, Bob	LB	1962-66, '68	82, 67	Penn State
Mix, Ron	T	1960-69	74	Southern California
Moa, David	DL	2022	50	Boise State
Moffett, Tim	WR	1987	86	Mississippi
Mohring, Michael	DT	1997-2001	94, 98	Pittsburgh
Mojsiejenko, Ralf	P/K	1985-88	2	Michigan State
Molden, Alex	CB	2001-02	25	Oregon
Molden, Elijah	DB	2024	22	Washington
Molk, David	C	2012	60	Michigan
Moll, Tony	G/T	2011	75	Nevada
Montgomery, Mike	RB	1971	23	Kansas State
Montreuil, Mark	CB	1995-97	40	Concordia (Canada)
Mooney, Mike	T	1993	73	Georgia Tech
Moore, Brandon	LB	2010	49	Oklahoma
Moore, Fred	DT	1964-66	71	Memphis State
Moore, Mack	DE	1986	90	Texas A&M
Moore Jr., Jason	WR	2019-22	89, 11	Findlay
Moreno, Moses	QB	1999-2000	13	Colorado State
Moreno, Zeke	LB	2001-04	57	Southern California
Morris, Mercury	RB	1976	23	West Texas State
Morris, Wayne	RB	1984	25	SMU
Moss, Roland	TE	1970	38	Toledo
Moten, Eric	G	1991-93, '95-96	77	Michigan State
Mouton, Jonas	LB	2012	57	Michigan
Mruczkowski, Scott	C	2005-11	63	Bowling Green State
Muhammad, Calvin	WR	1987	81	Texas Southern
Muncie, Chuck	RB	1980-84	46	California
Munson, Bill	QB	1977	19	Utah State
Murphy, Caleb	OLB	2024	50	Ferris State
Murphy, Kevin	LB	1992	58	Oklahoma
Murray Jr., Kenneth	LB	2020-23	56, 9	Oklahoma
Muse, Tanner	LB	2023	44	Clemson
Mustipher, Sam	C	2024	62	Notre Dame
Myrtle, Chip	LB	1974	53	Maryland

N

Player	Pos.	Years	Nos.	College
Naanee, Legedu	WR/TE	2007-10	40, 11	Boise State
Nabers, Gabe	FB	2020-21	40	Florida State
Ndukwe, Ikechuku	G/T	2011	60	Northwestern
Neal, Lorenzo	FB	2003-07	41	Fresno State
Neill, Ryan	LS	2010	58	Rutgers
Nelson, Darrin	RB	1989-90	20	Stanford
Nelson, Derrie	LB	1983-86	55	Nebraska
Nelson, Kyle	LS	2012	42	New Mexico State
Nelson, Reggie	G/T	1999	66	McNeese State (La.)
Nery, Ron	DE	1960-62	80	Kansas State
Neuheisel, Rick	QB	1987	7	UCLA
Newberry, Jeremy	C	2008	62	California
Newell, Steve	WR	1967	25	Long Beach State
Newsome, Detrez	RB	2018	38	Western Carolina
Niemann, Nick	LB	2021-24	31	Iowa
Nix, Doyle	DB	1960	29	SMU
Norman, Dennis	C	2009	64	Princeton
Norman, Josh	TE	2002-03	83	Oklahoma
Norman, Pettis	TE	1971-73	88	Johnson C. Smith (N.C.)
Norris, Trusse	E	1960	44	UCLA
Norton, Don	WR	1960-66	88	Iowa
Norton, Storm	T	2020-22	74	Toledo
Novak, Nick	K	2011-14, '17	9	Maryland
Nowak, Gary	T	1971	75	Michigan State
Nwagbuo, Ogemdi	DT	2009-11	91	Michigan State
Nwosu, Uchenna	OLB	2018-21	42	Southern California

O

Player	Pos.	Years	Nos.	College
O'Bard, Ronnie	CB	1985	27	Brigham Young
Oben, Roman	T	2004-07	72	Louisville
Obiozor, Cyril	LB	2010	58	Texas A&M
Ogbongbemiga, Amen	LB	2021-23	57	Oklahoma State
Ogbonnia, Otito	DL	2022-24	93	UCLA
Ohrnberger, Rich	C/G	2013-14	74	Penn State
Okanlawon, Tony	CB	2003	34	Maryland
Okung, Russell	T	2017-19	76	Oklahoma State
Ola, Michael	T	2015, '17	70, 74	Hampton (Va.)
Olander, Cliff	QB	1977-79	10	New Mexico State
Olivea, Shane	T	2004-07	70	Ohio State
Oliver, Branden	RB	2014-15, '17	43, 32	Buffalo
Oliver, Paul	S	2008-11	27	Georgia
Olshansky, Igor	DE	2004-08	99	Oregon
O'Neal, Leslie	DE	1986, '88-95	91	Oklahoma State
Onwualu, James	LB	2017	49	Notre Dame
Orlando, Bo	FS	1995	26	West Virginia
Orr, Terry	HB	1990	37	Texas
Osby, Vince	LB	1984-85	56	Illinois
Osgood, Kassim	WR	2003-09	81	San Diego State
Overton, Matt	LS	2021	54	Western Washington
Owens, Artie	RB/WR	1976-79	85, 24	West Virginia
Owens, Joe	DE	1970	72	Alcorn A&M
Owens, Terry	T	1966-75	76	Jacksonville State (Ala.)

P

Player	Pos.	Years	Nos.	College
Page, Solomon	T	2003	79	West Virginia
Palepoi, Tenny	DT	2014, '16-17	72, 95	Utah
Palmer, Joshua	WR	2021-24	5	Tennessee
Parham Jr., Donald	TE	2020-23	89	Stetson
Park, Ernie	G	1963-65	61	McMurray (Texas)
Parker, Andy	TE	1989	85	Utah
Parker, Eric	WR	2002-06	88	Tennessee
Parker, Vaughn	T	1994-2003	70	UCLA
Parks, Billy	WR	1971	32	Long Beach State
Parrella, John	DT	1994-2001	97	Nebraska
Parris, Gary	TE	1973-74	80	Florida State
Partee, Dennis	K	1968-75	29	SMU
Partridge, Rick	P	1980	17	Utah
Patrick, Johnny	CB	2013	26	Louisville
Patten, Joel	T	1989-90	78	Duke
Patterson, Elvis	CB	1987-89	34	Kansas
Patterson, Jaret	RB	2024	34	Buffalo
Pattillo, Darrell	DB	1983	31	Long Beach State
Patton, Andre	WR	2019	16	Rutgers
Paul, Harold	T	1974	62	Oklahoma
Peace, Chris	DE	2019	40	Virginia
Peelle, Justin	TE	2002-05	84	Oregon
Pegram, Erric	RB	1997	44	North Texas
Penn, Chris	WR	1999	87	Tulsa
Perretta, Ralph	G	1975-80	61, 53	Purdue
Perry, Jason	S	1999-2001	31	North Carolina State
Perry, Joshua	LB	2016	53	Ohio State
Perry, Scott	CB	1980	32	Williams (Mass.)
Perryman, Denzel	LB	2015-20, '24	52, 6	Miami
Peters, Volney	DT	1960	70	Southern California
Petrich, Bob	DE	1963-66	85	West Texas State
Pettitt, Duane	DE	1987	93	San Diego State
Philcox, Todd	QB	1997	15	Syracuse
Phillips, Adrian	S	2014-19	27, 31	Texas
Phillips, Irvin	CB	1981	23	Arkansas Tech

Player	Pos.	Years	Nos.	College
Phillips, Joe	DE/DT	1987-91	75	SMU
Phillips, John	TE	2013-15	83	Virginia
Phillips, Shaun	LB	2004-12	95	Purdue
Philon, Darius	DE/DT	2015-18	93	Arkansas
Pinnock, Andrew	FB	2003-07	30, 34	South Carolina
Pipkins III, Trey	T	2019-24	79	Sioux Falls
Pippens, Jerrell	S	2004-05	27, 28	Nebraska
Pleasants, Austen	G/T	2023	75	Ohio
Plummer, Gary	ILB	1986-93	50	California
Plump, Dave	DB	1966	81	Fresno State
Plunkett, Sherman	T	1961-62	70	Maryland State
Polk, Carlos	OLB	2001-04, '06-07	93, 52	Nebraska
Pollard, Robert	DE	2004	94	TCU
Pope, Marquez	DB	1992-93	30	Fresno State
Pope, Troymaine	RB	2019-20	35	Jacksonville State (Ala.)
Porter, Jack	C	1971	57	Oklahoma
Post, Dickie	RB	1967-70	22	Houston
Pouncey, Mike	C	2018-19	53	Florida
Powell, Jeff	RB	1987	31	Tennessee
Preston, Ray	LB	1976-84	52	Syracuse
Price, Marcus	T	1997-98	79	Louisiana State
Price, Shawn	DT	2002	91	Pacific
Price, Stacy	LB	1987	53	Arkansas State
Pringley, Mike	DE	2000	72	North Carolina
Print, Bob	LB	1967-68	57	Dayton
Prokop, Joe	P	1987	8	Cal Poly Pomona
Protz, Jack	LB	1970	50	Syracuse
Pullard III, Hayes	LB	2017-18	50	Southern California
Pulley, Spencer	C/G	2016-17	73	Vanderbilt
Pupunu, Alfred	TE	1992-97, '99	86, 89	Weber State

Q

Player	Pos.	Years	Nos.	College
Quarterman, Shaquille	LB	2024	58	Miami
Queen, Jeff	RB	1969-71	47	Morgan State
Quessenberry, Scott	C/G	2018-21	61	UCLA

R

Player	Pos.	Years	Nos.	College
Raab, Marc	LS	1998	57	Southern California
Rachal, Latario	WR	1997-98	85	Fresno State
Ray, Eddie	RB	1971	36	Louisiana State
Raymer, Cory	C	2002-03	66	Wisconsin
Rayner, Dave	K	2007	16	Michigan State
Reagor, Jalen	WR	2024	89	TCU
Redden, Barry	RB	1987-88	20	Richmond
Reddick, Kevin	ILB	2014	51	North Carolina
Redman, Rick	LB	1965-73	66	Washington
Reed, Joe	WR	2020	12	Virginia
Reed, Robert	WR	1999	85	Lambuth (Tenn.)
Reed, Trovon	CB	2016	38	Auburn
Reeder, Troy	LB	2022	42	Delaware
Reese, Don	DE	1981	60	Jackson State
Reeves, John	LB	1999-2000	52	Purdue
Reeves, Walter	TE	1996	46	Auburn
Reid, Caraun	DT	2016	91	Princeton
Remmers, Mike	T	2013	60	Oregon State
Rentz, Larry	CB	1969	48	Florida
Reveiz, Fuad	K	1990	7	Tennessee
Reyes, Kendall	DE	2012-15	91	Connecticut
Ricardo, Benny	K	1984	1	San Diego State
Rice, Andy	DT	1970-71	79	Texas Southern
Rice, Brenden	WR	2024	82	Southern California
Rice, Floyd	LB	1973-75	57	Alcorn A&M
Richard, Stanley	FS	1991-94	24	Texas
Richards, David	G/T	1988-92	65	UCLA
Richards, Jeff	CB	2018	29	Emporia State
Richey, Wade	K	2001-02	5	Louisiana State
Ricks, Mikhael	WR	1998-2000	10, 86	Stephen F. Austin
Ridge, Houston	DT	1966-69	80	San Diego State
Rinehart, Chad	G	2013-14	78	Northern Iowa
Rivers, Philip	QB	2004-19	17	North Carolina State
Roberson, Bo	FL	1961	26	Cornell
Roberts, Andre	WR	2021	7	The Citadel
Roberts, George	P	1981	4	Virginia Tech
Robinson, Adrian	OLB	2013	99	Temple
Robinson, Derreck	DE	2005-06	98	Iowa
Robinson, Fred	DE	1984-86	90	Miami
Robinson, Gerald	DE	1989-90	98	Auburn
Robinson, Jerry	WR	1962-64	29	Grambling
Robinson, Patrick	CB	2015	26	Florida State
Robinson, Trevor	C	2014-15	60	Notre Dame
Roche, Brian	TE	1996-97	87	San Jose State
Rochell, Isaac	DE	2017-20	98	Notre Dame
Rockford, Jim	CB	1985	28	Oklahoma
Rodenhauser, Mark	C	1990-91	64	Illinois State
Rodgers, Johnny	WR	1977-78	20	Nebraska
Rodgers, Richard	TE	2022	82	California
Rogers, Don	C	1960-64	52	South Carolina
Rogers, Mel	LB	1971, '73-74	53	Florida A&M
Rogers, Sam	LB	2001	59	Colorado
Rolling, Henry	LB	1990-92	57	Nevada
Rome, Tag	WR	1987	82	Northeast Louisiana
Romes, Charles	CB	1987	29	North Carolina Central
Rosado, Dan	C/G	1987-88	66	Northern Illinois
Rosario, Dante	TE	2012	88	Oregon
Rose, Nick	K	2017	6	Texas
Ross, Brandian	S	2015	27	Youngstown State
Ross, Kevin	S	1996	36	Temple
Ross, Micah	WR	2003-04	11, 80	Jacksonville
Rossovich, Tim	LB	1972-73	82	Southern California
Rote, Tobin	QB	1963-64	18	Rice
Roundtree, Raleigh	G/T	1998-2001	74	South Carolina State
Rountree III, Larry	RB	2021-22	35, 34	Missouri
Rouse, Curtis	G/T	1987	77, 79	Chattanooga
Rowe, Dave	DT	1974-75	74	Penn State
Royal, Eddie	WR	2012-14	11	Virginia Tech
Ruff, Orlando	LB	1999-2002	56	Furman
Rumph II, Chris	OLB	2021-23	94	Duke
Runyan, Jon	T	2009	79	Michigan
Rush, Bob	C	1977, '79-82	56	Memphis State
Rusk, Reggie	S	1999-2000	25	Kentucky
Russell, Booker	RB	1980	41	Southwest Texas State
Russell, Leonard	RB	1996	42	Arizona State

S

Player	Pos.	Years	Nos.	College
Salave'a, Joe	DT	2003	95	Arizona
Salisbury, Sean	QB	1996	8	Southern California
Salter, Bryant	S	1971-73	30	Pittsburgh
Salyer, Jamaree	OL	2022-24	68	Georgia
Samuel Jr., Asante	CB	2021-24	26	Florida State
Samuels, Chris	RB	1991	20	Texas
Sanchez, Davis	CB	2001-02	33	Oregon
Sanders, Bob	S	2011	31	Iowa
Sapp, Patrick	LB	1996-97	56	Clemson
Sarell, Foster	T	2022-24	73	Stanford
Sartin, Martin	RB	1987	35	Long Beach State
Sartin, Dan	DT	1969	52	Mississippi
Sasa, Don	DT	1995-96	96	Washington State
Savage, Tony	NT	1990, '92	79	Washington State
Sayers, Ron	RB	1969	31	Omaha
Scafe, Damik	DE	2012	75	Boston College
Scales, Dwight	WR	1981-83	87	Grambling State
Scarber, Sam	RB	1975-76	30	New Mexico
Scarpitto, Bob	WR	1961	46	Notre Dame
Schilling, Stephen	T	2011-13	70, 72	Michigan
Schleicher, Maury	DE	1960-62	81	Penn State
Schmedding, Jim	G	1968-70	64	Weber State
Schmidt, Henry	DT	1961-64	76	Trinity (Texas)
Schofield III, Michael	G/T	2017-19, '21	78, 75, 72	Michigan
Schwedes, Scott	WR	1990	85	Syracuse
Scifres, Mike	P	2003-15	5	Western Illinois
Scott, DeQuincy	DT	2002-05	78	Southern Mississippi
Scott, JK	P	2022-24	16	Alabama
Scott, Kevin	RB	1988	24	Stanford
Scott, Ian	DT	2008-09	98	Florida
Scott, Trent	T	2018-19	68, 78	Grambling State
Seale, Sam	CB	1988-91	30	Western State (Colo.)
Searcey, Bill	G	1985	64	Alabama
Sears, Jimmy	S	1960	26	Southern California
Seau, Junior	LB	1990-2002	55	Southern California
Seay, Mark	WR	1993-95	84, 82	Long Beach State
Selawski, Gene	T	1961	78	Purdue
Selmon, Dewey	MLB	1982	58	Oklahoma
Shaw, Bobby	WR	2004	83	California
Shaw, Pete	S	1977-81	44	Northwestern
Shaw, Terrance	CB	1995-99	29	Stephen F. Austin
Shea, Pat	G	1962-65	64	Southern California
Shelby, Ty	OLB	2023	59	Louisiana-Monroe
Shelton, Anthony	CB	1990-91	23	Tennessee State
Shelton, L.J.	T	2008	70	Eastern Michigan
Shenault, Laviska	WR	2024	86	Colorado
Shields, Billy	T	1975-83	66	Georgia Tech
Sienkiewicz, Troy	G	1995-98	65, 72	New Mexico State
Sievers, Eric	TE	1981-88	85	Maryland
Siler, Brandon	LB	2007-10	59	Florida
Simien, Tracy	LB	1999	57	TCU
Simmons, King	S	1987	41	Texas Tech
Simmons, Tony	DE	1985, '87	97	Tennessee
Simpson, Antoine	DT	2000	93	Houston
Sims, Wes	G	2005	60	Oklahoma
Singleton, Ron	T	1976	72	Grambling State
Sirles, Jeremiah	G/T	2014	75	Nebraska
Skow, Jim	DE	1992	98	Nebraska
Slater, Mark	C	1978	58	Minnesota
Slater, Rashawn	T	2021-24	70	Northwestern
Slaughter, Webster	WR	1998	84	San Diego State
Slauson, Matt	C/G	2016-17	68	Nebraska
Slovacek, Emil	T	1987	72	Stephen F. Austin
Smartt, Stone	TE	2022-24	48, 84	Old Dominion
Smith, Billy Ray	LB	1983-92	54	Arkansas
Smith, Charlie	RB	1975	23	Utah
Smith, Dave	RB	1970	42	Utah

Player	Pos.	Years	Nos.	College
Smith, Derek	LB	2008	58	Arizona State
Smith, Dreamius	RB	2015	36	West Virginia
Smith, Elliot	CB	1989	28	Alcorn State
Smith, Geno	QB	2018	3	West Virginia
Smith, Johnny Ray	CB	1984	45	Lamar (Texas)
Smith, Lucious	CB	1984-85	33	Cal State Fullerton
Smith, Neil	DE	2000	91	Nebraska
Smith, Ron	S	1973	48	Wisconsin
Smith, Ron	WR	1980-81	84	San Diego State
Smith, Russ	RB	1967-70	20	Miami
Smith, Ryan	CB	2021	23	North Carolina Central
Smith, Sherman	RB	1983	47	Miami (Ohio)
Smith, Willie	T	2013-14	69	East Carolina
Smoot, Raymond	G	1993	63	Louisiana State
Snipes, Angelo	OLB	1986-87	52	West Georgia
Snowden, Cal	DE	1972-73	57, 71	Indiana
Sokol, Matt	TE	2020	48	Michigan State
Speights, Dick	DB	1968	25	Wyoming
Spencer, Jimmy	CB	1998-99	22	Florida
Spencer, Tim	RB	1985-90	43	Ohio State
Spencer, Todd	RB	1987	32	Southern California
Sperry, Kory	TE	2010-11	82	Colorado State
Spikes, Takeo	LB	2011-12	51	Auburn
Spiller, Isaiah	RB	2022-23	28	Texas A&M
Spillman, C.J.	FS	2009-10	41	Marshall
Sproles, Darren	RB/KR	2005, '07-10	43	Kansas State
Spurlock, Micheal	WR/KR	2012	87	Mississippi
Square, Damion	NT	2015-20	71	Alabama
St. Louis, Tyree	G/T	2020	73	Miami
Stadnik, John	C	1987	65	Western Illinois
Staggs, Jeff	LB	1966-71, '74	81	San Diego State
Stanley, Walter	WR	1992	85	Mesa
Steels, Anthony	RB	1985, '87	44, 45	Nebraska
Stein, Bob	LB	1975	52	Minnesota
Stephens, Tremayne	RB	1998-99	34	North Carolina State
Stephenson, Kay	QB	1967	18	Florida
Stewart, Wayne	TE	1974	89	California
Stick, Easton	QB	2020, '23	2	North Dakota State
Still, Bryan	WR	1996-99	80	Virginia Tech
Still, Tarheeb	CB	2024	29	Maryland
Stoltenberg, Bryan	C	1996	64	Colorado
Stratton, Mike	LB	1973	58	Tennessee
Strickland, Donald	CB	2010	30	Colorado
Stringert, Hal	CB	1975-80	45	Hawai'i
Strozier, Art	TE	1970-71	89	Kansas State
Strozier, Wilbur	TE	1988	81	Georgia
Stuckey, Darrell	S	2010-16	25	Kansas
Sturgis, Caleb	K	2018	6	Florida
Sullivan, John	SS	1986	33	California
Sullivan, Kent	P	1993	1	Cal Lutheran
Swayne, Harry	T	1991-96	72	Rutgers
Sweeney, Walt	G	1963-73	78	Syracuse
Sweet, Joe	WR	1975	83	Tennessee State
Swift, Michael	CB	1997	27	Austin Peay State
Sykes, John	RB	1972	46	Morgan State

T

Player	Pos.	Years	Nos.	College
Tanner, John	LB	1971	85	Tennessee Tech
Tanuvasa, Maa	DT	2001	94	Hawai'i
Tart, Teair	DL	2024	90	Florida International
Tate, Frank	LB	1975	59	North Carolina Central
Taylor, Aaron	G	1998-99	73	Notre Dame
Taylor, Brandon	S	2012	28	Louisiana State
Taylor, Ja'Sir	DB	2022-24	36	Wake Forest
Taylor, Jesse	RB	1972	42	Cincinnati
Taylor, Johnny	LB	1987	55	Hawai'i
Taylor, Ken	CB	1986	24	Oregon State
Taylor, Kitrick	WR	1990-91	85	Washington State
Taylor, Sammie	WR	1965	81	Grambling
Taylor, Shannon	OLB	2000	94	Virginia
Tyrod, Taylor	QB	2019-20	5	Virginia Tech
Teal, Quinton	S	2010	36	Coastal Carolina
Teamer, Roderic	S	2019	36	Tulane
Teerlinck, John	DT	1974-75	77	Western Illinois
Tensi, Steve	QB	1965-66	13	Florida State
Te'o, Manti	ILB	2013-16	50	Notre Dame
Terry, Adam	T	2010	78	Syracuse
Tevi, Sam	T	2017-20	69	Utah
Thaxton, James	TE	1973-74	86	Tennessee State
Thaxton, Galand	LB	1991	56	Wyoming
Thelwell, Ryan	WR	1998	87	Minnesota
Thigpen, Yancey	WR	1991	84	Winston-Salem State
Thomas, Bob	K	1985	16	Notre Dame
Thomas, Bob	RB	1973-74	35	Arizona State
Thomas, Cam	DT	2010-13	76, 93, 92	North Carolina
Thomas, Jesse	S	1960	20	Michigan State
Thomas, Jewerl	RB	1984	32	San Jose State
Thomas, Johnny	CB	1989	47	Baylor
Thomas, Kiondre	CB	2021	38	Kansas State
Thomas, Lee	DE	1971-72	73	Jackson State
Thomas, Mike	RB	1979-80	22	UNLV
Thompson, Aundra	WR	1981	81	East Texas State
Thompson, Broderick	G/T	1987-92	76	Kansas
Thompson, Tommy	RB	1974	38	Southern Illinois
Thornton, George	DT	1991-92	93	Alabama
Thrift, Cliff	LB	1979-84	59	East Central Oklahoma State
Tillery, Jerry	DL	2019-22	99	Notre Dame
Tipton, Dave	DE	1974-75	75	Stanford
Tolbert, Jim	S	1966-71, '76	43	Lincoln (Mo.)
Tolbert, Mike	FB	2008-11	35	Coastal Carolina
Tolliver, Billy Joe	QB	1989-90	11	Texas Tech
Tom, Cameron	C	2023	66	Southern Mississippi
Tomlinson, Eric	TE	2024	83	UTEP
Tomlinson, LaDainian	RB	2001-09	21	TCU
Toomer, Korey	ILB	2016-17	56	Idaho
Toner, Cole	C/G	2018, '20	64	Harvard
Toth, Tom	T	1990	73	Western Michigan
Tovar, Steve	LB	1998, 2000	56, 59	Ohio State
Tranquill, Drue	LB	2019-22	49	Notre Dame
Trapp, Richard	WR	1969	44	Florida
Travenio, Herb	K	1964-65	35	Texas College
Travis, John	FB	1966	44	San Jose State
Troutman, Johnnie	G	2013-14	63	Penn State
Tucker, Jyles	LB	2007-10	94	Wake Forest
Tuckett, Phil	WR	1968	41	Weber State
Tuinei, Van	DE	1997	91	Arizona
Tuipulotu, Peter	RB	1992	43	Brigham Young
Tuipulotu, Tuli	OLB	2023-24	45	Southern California
Turner, John	S	1984	27	Miami
Turner, Michael	RB	2004-07	33	Northern Illinois
Turner, Nate	WR	2001	6	UNLV
Turner, Scott	CB	1998-2001	21, 29	Illinois
Turner, Trai	G	2020	70	Louisiana State
Tuszka, Derrek	OLB	2022	59	North Dakota State
Tuthill, James	K	2002	17	Cal Poly
Tyler, Maurice	S	1975	25	Morgan State

U

Player	Pos.	Years	Nos.	College
Umphrey, Rich	G	1985	66	Colorado
Unitas, Johnny	QB	1973	19	Louisville
Unrein, Mitch	DT	2015	96	Wyoming
Unrein, Terry	NT	1986-87	98	Colorado State
Usher, Darryl	WR/KR	1989	26	Illinois

V

Player	Pos.	Years	Nos.	College
Van Raaphorst, Dick	K	1966-67	39	Ohio State
Van Buren, Courtney	T	2003-04	72, 71	Arkansas-Pine Bluff
Van Noy, Kyle	OLB	2022	8	Brigham Young
Vanhorse, Sean	CB	1992-94	25	Howard
Vannett, Nick	TE	2023	83	Ohio State
Vanover, Tamarick	WR	2002	87	Florida State
Vasquez, Louis	G	2009-12	65	Texas Tech
Vaughn, Cassius	CB	2015	20	Mississippi
Verrett, Jason	CB	2014-17	22	TCU
Vertefeuille, Brian	G	1974	68	Idaho
Vidal, Kimani	RB	2024	30	Troy
Vigil, Nick	LB	2020	59	Utah State
Vizcaino, Tristan	K	2021	16	Washington
Vlasic, Mark	QB	1987-88, '90	13	Iowa
Volek, Billy	QB	2006-07, '09-11	7	Fresno State

W

Player	Pos.	Years	Nos.	College
Wagner, Bryan	P	1994	9	Cal State Northridge
Walczak, Mark	TE	1989, '91	81, 88	Arizona
Walker, Derrick	TE	1990-93	89	Michigan
Walker, Jeff	G	1986	72	Memphis State
Walker, Reggie	ILB	2013-14	52	Kansas State
Walker, Wayne	WR	1989	80	Texas Tech
Wallace, C.J.	S	2011	26	Washington
Wallace, Henry	CB	1960	45	Pacific
Waller, Ron	RB	1960	27	Maryland
Walters, Bryan	WR	2011	13	Cornell
Walters, Danny	CB	1983-87	23	Arkansas
Walton, J.D.	C	2015	66	Baylor
Ware, Tim	WR	1986-87	81	Southern California
Warren, Jim	CB	1964-65	49	Illinois
Washington, Joe	RB	1977	24	Oklahoma
Washington, Kelley	WR	2010	87	Tennessee
Washington, Russ	T/DT	1968-82	85, 70	Missouri
Waters, Anthony	LB	2008	53	Clemson
Watkins, Jaylen	S	2019-20	27, 20	Florida
Watkins, Pat	S	2010	26	Florida State
Watt, Chris	G	2014-15	65	Notre Dame
Watt, Derek	FB	2016-19	34	Wisconsin
Watts, Ted	S	1987	28	Texas Tech
Webb, Jimmy	DT	1981	61	Mississippi State
Webb Jr., Mark	DB	2021	29	Georgia
Weddle, Eric	S	2007-15	32	Utah
Welker, Wes	WR	2004	83	Texas Tech
Wells, Reggie	T	2012	74	Clarion

Player	Pos.	Years	Nos.	College
Wells, Robert	T	1968-70	77	Johnson C. Smith (N.C.)
Wenzel, Ralph	G	1972-73	54, 62	San Diego State
Wersching, Ray	K	1973-76	15, 6	California
West, Jeff	P	1976-79	80, 8	Cincinnati
Westmoreland, Dick	CB	1963-65	25	A&T College of North Carolina
Whalen, Griff	WR	2016	83	Stanford
Wheeler, Dwight	G	1987	71	Tennessee State
Whelihan, Craig	QB	1997-98	5	Pacific
White, Andre	TE	1968	87	Florida A&M
White, Ed	G	1978-85	67	California
White, Kyzir	LB	2018-21	44	West Virginia
White, Lee	RB	1972	38	Weber State
White, Ray	LB	1971-72	52, 56	Syracuse
White, Reggie	DT	1992-94	90	North Carolina A&T
Whitehead, Bud	S	1961-68	47	Florida State
Whitehurst, Charlie	QB	2006, '13	6	Clemson
Whitley, Curtis	C	1992-94	64	Clemson
Whitman, Josh	TE	2001	84	Illinois
Whitmyer, Nat	CB	1966	41	Washington
Whittaker, Fozzy	RB	2013	34	Texas
Wiggins, Kenny	G/T	2014-17	79	Fresno State
Wilcher, Mike	LB	1991	90	North Carolina
Wiley, Marcellus	DE	2001-03	75	Columbia
Wilhelm, Matt	LB	2003-08	56, 57	Ohio State
Wilkerson, Doug	G	1971-84	63	North Carolina College
Williams, Al	WR	1987	84	Nevada
Williams, Andre	RB	2016-17	44	Boston College
Williams, Clarence	RB	1977-81	40	South Carolina
Williams, Dave	WR	1972-73	84	Washington
Williams, Demorrio	LB	2012	58	Nebraska
Williams, Eric	LB	1984	92	Southern California
Williams, Gerome	S	1997-98	23	Houston
Williams, Henry	CB	1983	45	San Diego State
Williams, Jamal	DT	1998-2009	76	Oklahoma State
Williams, Jeff	T	1981	72	Rhode Island
Williams, Jerrol	OLB	1993	57	Purdue
Williams, Lee	DE	1984-90	99	Bethune-Cookman
Williams, Lester	NT	1986	96	Miami
Williams, Mike	WR	2017-23	81	Clemson
Williams, Mike	CB	1975-82	20, 29	Louisiana State
Williams, Nick	DL	2023	95	Samford
Williams, Sam	DB	1974-75	47	California
Williams, Sammy	T	2002	79	Oklahoma
Williams, Steve	CB	2014-16	23, 41	California
Williams, Sylvester	DT	2019	96	North Carolina
Williams, Tom	DT	1970-71	87	UC Davis
Williams, Tourek	OLB	2013-14, '16	58	Florida International
Williams, Trevor	CB	2016-18	42, 24	Penn State
Williams, Tyrell	WR	2015-18	16	Western Oregon
Williamson, Kendall	S	2024	40	Stanford
Wilson, Earl	DE	1985-87	93	Kentucky
Wilson, Jerry	S	2002-05	20, 24	Southern (La.)
Wilson, Jimmy	S	2015	27	Montana
Wilson, Karl	DE	1987-88	72	Louisiana State
Wilson, Kion	LB	2010	42	South Florida
Wilson, Kris	TE	2008-10	88	Pittsburgh
Wilson, Kyle	LB	2018	56	Arkansas State
Wilson, Walter	WR	1990	84	East Carolina
Windt, Mike	LS	2010-18	47	Cincinnati
Winslow, Kellen	TE	1979-87	80	Missouri
Winter, Blaise	DE	1986-87, '92-94	96	Syracuse
Withrow, Cal	C	1970	57	Kentucky
Withrow, Cory	C	2006-07	65	Washington State
Wojcik, Greg	DT	1972-73, '75	68	Southern California
Womble, Royce	FL	1960	28	North Texas State
Wood, Dick	QB	1962	17	Auburn
Wood, Mike	K	1979-80	16	Southeast Missouri State
Woodard, Ken	LB	1988-89	59	Tuskegee
Woodcock, John	DE	1981-82	90	Hawai'i
Woodhead, Danny	RB	2013-16	39	Chadron State
Woods, Don	RB	1974-80	33	New Mexico
Woods, JT	S	2022-23	22	Baylor
Wright, Ernie	T	1960-67, '72	75, 79	Ohio State
Wright, Shareece	CB	2011-14	29	Southern California
Wyatt, Kevin	CB	1986	30	Arkansas
Wynn, Jarius	DE	2013	99	Georgia

Y

Player	Pos.	Years	Nos.	College
Young, Andre	S	1982-84	49	Louisiana Tech
Young, Duane	TE	1991-95	87	Michigan State
Young, Glen	LB	1995-96	59	Syracuse
Young, Lonnie	S	1994	43	Michigan State
Young, Rickey	RB	1975-77	34	Jackson State
Young, Wilbur	DE/DT	1978-82	99	William Penn

Z

Player	Pos.	Years	Nos.	College
Zachary, Ken	RB	1987	33	Oklahoma State
Zandofsky, Mike	G	1990-93	70	Washington
Zeman, Bob	S	1960-61, '65-66	34	Wisconsin

ALL-TIME COLLEGES

Abilene Christian 3
Akron 1
Alabama 14
Albany 1
Alcorn State[1] 4
American International (Mass.) 1
Appalachian State 1
Arizona 12
Arizona State 15
Arkansas 15
Arkansas-Pine Bluff[2] 3
Arkansas State 5
Arkansas Tech 1
Army 1
Auburn 22
Austin Peay State 1
Baylor 10
Bethune-Cookman 2
Bloomsburg (Pa.) 2
Boise State 4
Boston College 10
Boston University 2
Bowling Green State 2
Brigham Young 8
Buffalo 4
Cal Lutheran 2
Cal Poly 2
Cal Poly Pomona[3] 2
Cal State Fullerton 2
Cal State Northridge 1
Cal State LA[3] 3
California 24
Campbell 1
Carthage (Wis.) 1
Central Florida 2
Central Michigan 2
Chadron State 1
Charlotte 1
Chattanooga 2
Cincinnati 7
Clarion 1
Clark Atlanta[4] 1
Clemson 16
Coastal Carolina 2
Colgate 1
College of Central Florida[5] 1
Colorado 10
Colorado Mesa[6] 2
Colorado State 7
Colorado State-Pueblo 1
Columbia 2
Compton College 1
Concordia (Canada) 1
Connecticut 4
Cornell 2
Dartmouth 1
Dayton 2
Delaware 2
Drake 1
Duke 4
East Carolina 4
East Central[7] 1
Eastern Kentucky 2
Eastern Michigan 1
Eastern Washington 2
Emporia State 1
Fayetteville State 1
Ferris State 1
Findlay 1
Florida 16
Florida A&M 5
Florida International 3
Florida State 23
Fort Hays State 1
Fresno State 17
Furman 1
Georgia 16
Georgia Southern 1
Georgia Tech 9
Grambling State[8] 14
Hampton (Va.) 2
Harvard 1
Hawai'i 9
Heidelberg 1
Henderson State 2
Hofstra 1
Houston 10
Howard 1
Idaho 5
Idaho State 1
Illinois 12
Illinois State 3
Indiana 8
Indiana (Pa.) 1
Indiana State 2
Iowa 15
Iowa State 5
Jackson State 7
Jacksonville 1
Jacksonville State (Ala.) 3
James Madison 1
Johnson C. Smith (N.C.) 3
Kansas 11
Kansas State 13
Kent State 3
Kentucky 8
Lakeland 1
Lamar (Texas) 1
Lambuth (Tenn.) 1
Lane (Tenn.) 2
Liberty 2
Lincoln (Mo.) 1
Lindenwood 1
Long Beach State 10
Louisiana-Lafayette[9] 2
Louisiana-Monroe[10] 5
Louisiana State 25
Louisiana Tech 3
Louisville 5
Maine 1
Marshall 4
Maryland 12
Maryland-Eastern Shore[11] 1
McMurry (Texas) 1
McNeese State (La.) 3
Memphis[13] 9
Miami 17
Miami (Ohio) 4
Michigan 14
Michigan State 16
Millersville (Pa.) 1
Minnesota 7
Mississippi 14
Mississippi State 6
Mississippi Valley State 1
Missouri 9
Montana 1
Montana State 2
Morgan State 3
Mount Union 1
Mt. San Antonio 1
Navy 1
Nebraska 21
Nebraska-Omaha[14] 3
Nevada 5
New Hampshire 2
New Haven 2
New Mexico 4
New Mexico State 7
Norfolk State[15] 4
North Alabama 1
North Carolina 15
North Carolina A&T[16] 5
North Carolina Central[17] 5
North Carolina State 13
North Central (Ill.) 1
North Dakota State 4
North Texas[18] 5
Northern Arizona 2
Northern Colorado 2
Northern Illinois 3
Northern Iowa 2
Northwestern 8
Notre Dame 23
NW Oklahoma State 1
Occidental 2
Ohio 1
Ohio State 24
Oklahoma 18
Oklahoma State 13
Old Dominion 2
Oregon 14
Oregon State 7
Oregon Tech 1
Pacific 4
Penn State 16
Pittsburgh 9
Portland State 2
Princeton 2
Purdue 14
Regina (Canada) 1
Rhode Island 1
Rice 6
Richmond 2
Robert Morris 1
Rutgers 6
Sacramento State 2
Saginaw Valley State 1
Samford 1
Sam Houston State 1
San Diego 1
San Diego State 38
San Francisco State 1
San Jose State 9
Santa Clara 2
Sioux Falls 1
SMU 7
Sonoma State (Calif.) 1
South Alabama 1
South Carolina 12
South Carolina State 4
South Dakota State 2
South Florida 2
Southeast Missouri State 1
Southeastern Louisiana 2
Southern (La.) 5
Southern California 43
Southern Connecticut State 1
Southern Illinois 2
Southern Mississippi[19] 4
Southern Utah 1
Stanford 17
Stephen F. Austin 3
Stetson 1
Syracuse 18
TCU 12
Temple 4
Tennessee 20
Tennessee State[20] 7
Tennessee Tech 1
Texas 14
Texas A&M 15
Texas A&M-Commerce[21] 1
Texas A&M-Kingsville[22] 3
Texas College 1
Texas Southern 5
Texas State[23] 3
Texas Tech 9
The Citadel 3
Toledo 2
Trinity (Texas) 1
Troy 3
Tulane 4
Tulsa 4
Tuskegee 2
UAB 2
UCLA 18
UC Davis 5
UNLV 7
U.S. International (Calif.) 1
Utah 9
Utah State 7
UTEP[24] 4
UTSA 1
UT Martin 1
Vanderbilt 4
Villanova 2
Virginia 13
Virginia Tech 9
Virginia Union 1
Wake Forest 5
Washington 20
Washington State 14
Weber State 7
West Alabama[25] 1
West Chester[26] 1
West Georgia 2
West Texas A&M[27] 3
West Virginia 6
Western Carolina 2
Western Illinois 4
Western Kentucky 2
Western Michigan 2
Western Ontario (Canada) 1
Western Oregon 1
Western Colorado[28] 2
Western Washington 1
Wichita State 2
Widener[29] 1
William & Mary 4
William Penn 1
Williams (Mass.) 1
Winston-Salem State 4
Wisconsin 18
Wyoming 8
Youngstown State 2

1—Known as Alcorn A&M from 1878-1973
2—Known as Arkansas AM&N from 1927-72
3—Known as California Polytechnic School Kellogg-Vorhees Unit from 1938-66
3—Known as Los Angeles State from 1947-64
4—Known as Clark College from 1869-1987
5—Known as Central Florida Community College from 1971-2010
6—Known as Mesa College from 1937-87 and Mesa State College from 1988-2011
7—Known as East Central Oklahoma State from 1974-85
8—Known as Grambling from 1946-74
9—Known as Southwestern Louisiana from 1960-98
10—Known as Northeast Louisiana from 1969-98
11—Known as Maryland State College from 1948-69
13—Known as Memphis State from 1957-94
14—Known as Omaha from 1908-68
15—Known as Norfolk Division of Virginia State College from 1944-67
16—Known as A&T College of North Carolina from 1957-67
17—Known as North Carolina College from 1947-69
18—Known as North Texas State from 1949-88
19—Known as Mississippi Southern College from 1940-62
20—Known as Tennessee A&I State from 1925-68
21—Known as East Texas State from 1965-96
22—Known as Texas A&I from 1929-92
23—Known as Southwest Texas State from 1969-2002 and Texas State-San Marcos from 2003-12
24—Known as Texas Western College from 1949-67
25—Known as Livingston from 1967-95
26—Known as West Chester State from 1960-83
27—Known as West Texas State from 1949-90
28—Known as Western State College of Colorado from 1923-2011 and Western State Colorado from 2012-17
29—Known as Penn Military College from 1892-1971

ALL-TIME NUMERICAL ROSTER

Players listed appeared in regular-season or postseason game for Chargers
*Player Wore Multiple Numbers with Chargers
†Uniform Number Honored

0

Years Worn	Player	Pos.	College
2023-24	Daiyan Henley	LB	Washington State

1

Years Worn	Player	Pos.	College
1984	Benny Ricardo	K	San Diego State
1993	Kent Sullivan	P	Cal Lutheran
2014	Mat McBriar	P	Hawai'i
2019-21	Ty Long	P	UAB
2022	DeAndre Carter	WR	Sacramento State
2023-24	Quentin Johnston	WR	TCU

2

Years Worn	Player	Pos.	College
1985-88	Ralf Mojsiejenko	P/K	Michigan State
1995-2003	Darren Bennett	P	—
2015-16	Josh Lambo	K	Texas A&M
2020, '23	Easton Stick	QB	North Dakota State

3

Years Worn	Player	Pos.	College
1960, '64	Ben Agajanian	K	New Mexico
1989	Chris Bahr	K	Penn State
1990-2000	John Carney	K	Notre Dame
2010	Kris Brown	K	Nebraska
2018	Geno Smith	QB	West Virginia
2019	Chase McLaughlin	K	Illinois
2022-24	Derwin James Jr.*	S	Florida State

4

Years Worn	Player	Pos.	College
1981	George Roberts	P	Virginia Tech
1987	Jeff Gaffney	K	Virginia
1999-2000	Jim Harbaugh	QB	Michigan
2018-20	Michael Badgley	K	Miami
2021-22	Chase Daniel	QB	Missouri
2024	Gus Edwards	RB	Rutgers

5

Years Worn	Player	Pos.	College
1989	Lewis Colbert	P	Auburn
1997-98	Craig Whelihan	QB	Pacific
2001-02	Wade Richey	K	Louisiana State
2003-15	Mike Scifres	P	Western Illinois
2017	Travis Coons	K	Washington
2018	Donnie Jones	P	Louisiana State
2019-20	Tyrod Taylor	QB	Virginia Tech
2021-24	Joshua Palmer	WR	Tennessee

6

Years Worn	Player	Pos.	College
1976	Ray Wersching*	K	California
1977-86	Rolf Benirschke	K	UC Davis
1988	Steve DeLine	K	Colorado State
2001	Nate Turner	WR	UNLV
2006, '13	Charlie Whitehurst	QB	Clemson
2017	Nick Rose	K	Texas
2018	Caleb Sturgis	K	Florida
2021-22	Dustin Hopkins	K	Florida State
2023	Eric Kendricks	LB	UCLA
2024	Denzel Perryman*	LB	Miami

7

Years Worn	Player	Pos.	College
1975	Virgil Carter	QB	Brigham Young
1976	Eddie Bell	WR	Idaho State
1987	Rick Neuheisel	QB	UCLA
1990	Fuad Reveiz	K	Tennessee
1997	Greg Davis	K	The Citadel
1982-84	Maury Buford	P	Texas Tech
1986	Bruce Mathison*	QB	Nebraska
2001-04	Doug Flutie	QB	Boston College
2006-07, '09-11	Billy Volek	QB	Fresno State
2021	Andre Roberts	WR	The Citadel
2022-23	Gerald Everett	TE	South Alabama
2024	Kristian Fulton	CB	Louisiana State

8

Years Worn	Player	Pos.	College
1979	Jeff West*	P	Cincinnati
1987	Joe Prokop	P	Cal Poly Pomona
1989	Hank Ilesic	P	—
1996	Sean Salisbury	QB	Southern California
2001-03	Steve Christie	K	William & Mary
2016-18	Drew Kaser	P	Texas A&M
2022	Kyle Van Noy	OLB	Brigham Young
2024	Taylor Heinicke	QB	Old Dominion

9

Years Worn	Player	Pos.	College
1979	Roy Gerela	K	New Mexico State
1985-87	Mark Herrmann	QB	Purdue
1989	Jim McMahon	QB	Brigham Young
1994	Bryan Wagner	P	Cal State Northridge
2001-05	Drew Brees	QB	Purdue
2011-14, '17	Nick Novak	K	Maryland
2017	Younghoe Koo	K	Georgia Southern
2021-23	Kenneth Murray Jr.*	LB	Oklahoma
2024	DJ Chark Jr.	WR	Louisiana State

10

Years Worn	Player	Pos.	College
1972	Bill McClard	K	Arkansas
1975	Bobby Douglass	QB	Kansas
1976	Mitch Hoopes	P	Arizona
1977-79	Cliff Olander	QB	New Mexico State
1987	Mike Kelley	QB	Georgia Tech
1987-88	Vince Abbott	K	Cal State Fullerton
1990-94	John Kidd	P	Northwestern
1998	Mikhael Ricks*	WR	Stephen F. Austin
2003	Dondre Gilliam	WR	Millersville (Pa.)
2004-12	Nate Kaeding	K	Iowa
2013	Lavelle Hawkins	WR	California
2014-17	Kellen Clemens	QB	Oregon
2020-24	Justin Herbert	QB	Oregon

11

Years Worn	Player	Pos.	College
1980-84	Ed Luther	QB	San Jose State
1989-90	Billy Joe Tolliver	QB	Texas Tech
1997	Jim Everett	QB	Purdue
2003	Micah Ross*	WR	Jacksonville
2008-10	Legedu Naanee*	WR	Boise State
2012-14	Eddie Royal	WR	Virginia Tech
2015	Stevie Johnson	WR	Kentucky
2017-19	Geremy Davis*	WR	Connecticut
2020-22	Jason Moore Jr.*	WR	Findlay
2023-24	Cameron Dicker*	K	Texas

12

Years Worn	Player	Pos.	College
1977-79	James Harris	QB	Grambling
1983-84	Bruce Mathison*	QB	Nebraska
1986	Tom Flick	QB	Washington
1988	Babe Laufenberg	QB	Indiana
1992-97	Stan Humphries	QB	Northeast Louisiana
1999	Erik Kramer	QB	North Carolina State
2010-11	Patrick Crayton	WR	NW Oklahoma St.
2012	Robert Meachem	WR	Tennessee
2015	Jacoby Jones	WR/KR	Lane (Tenn.)
2016-19	Travis Benjamin	WR	Miami
2020	Joe Reed	WR	Virginia
2022	Taylor Bertolet	K	Texas A&M
2023-24	Derius Davis	WR	TCU

13

Years Worn	Player	Pos.	College
1965-66	Steve Tensi	QB	Florida State
1970-73	Wayne Clark	QB	U.S. International (Calif.)
1974	Don Horn	QB	San Diego State
1987-88, '90	Mark Vlasic	QB	Iowa
1992	Brian Brennan	WR	Boston College
1994-95	Gale Gilbert	QB	California
1999-2000	Moses Moreno	QB	Colorado State
2004	Malcom Floyd*	WR	Wyoming
2011	Bryan Walters	WR	Cornell
2012	Seyi Ajirotutu*	WR	Fresno State
2013-23	Keenan Allen	WR	California

14†

Years Worn	Player	Pos.	College
1969-71	Marty Domres	QB	Columbia
1973-87	**Dan Fouts**	**QB**	**Oregon**

†Honored for Fouts in 1988.

15

Years Worn	Player	Pos.	College
1960-62	Jack Kemp	QB	Occidental
1965	Don Breaux	QB	McNeese State (La.)
1966	Dan Henning	QB	William & Mary
1968	Jon Brittenum	QB	Arkansas
1969	Pete Mikolajewski	QB	Kent State
1970	Mike Mercer	K	Arizona State
1973-75	Ray Wersching*	K	California
1976	Toni Fritsch	K	—
1989	David Archer	QB	Iowa State
1997	Todd Philcox	QB	Syracuse
2010-12	Richard Goodman	WR	Florida State
2014-17, '19	Dontrelle Inman	WR	Virginia
2019-23	Jalen Guyton	WR	North Texas
2022	Cameron Dicker*	K	Texas
2024	Ladd McConkey	WR	Georgia

16

Years Worn	Player	Pos.	College
1962	Val Keckin	QB	Mississippi Southern College
1976	Clint Longley	QB	Abilene Christian
1979-80	Mike Wood	K	Southeast Missouri State
1985	Bob Thomas	K	Notre Dame
1988	Mark Malone	QB	Arizona State
1991-92	Bob Gagliano	QB	Utah State
1998-2000	Ryan Leaf	QB	Washington State
2007	Dave Rayner	K	Michigan State
2010	Gary Banks	WR	Troy
2013-14	Seyi Ajirotutu*	WR	Fresno State
2015-18	Tyrell Williams	WR	Western Oregon
2019	Andre Patton	WR	Rutgers
2021	Tristan Vizcaino	K	Washington
2022-24	JK Scott	P	Alabama

17

Years Worn	Player	Pos.	College
1960-61	Bob Laraba	QB/LB	Texas Western College
1961	Hunter Enis	QB	TCU
1962	Dick Wood	QB	Auburn
1974-75	Jesse Freitas	QB	San Diego State
1980	Rick Partridge	P	Utah
1990-91, '93	John Friesz	QB	Idaho
1996	Charlie Jones*	WR	Fresno State
2002	James Tuthill	K	Cal Poly
2004-19	Philip Rivers	QB	North Carolina State

18†

Years Worn	Player	Pos.	College
1963-64	Tobin Rote	QB	Rice
1967	Kay Stephenson	QB	Florida
1976-86	**Charlie Joiner**	**WR**	**Grambling**

†Honored for Joiner in 2023.

19†

Years Worn	Player	Pos.	College
1960	Bobby Clatterbuck	QB	Houston
1963-70	**Lance Alworth***	**FL/WR**	**Arkansas**
1973	Johnny Unitas	QB	Louisville
1976	Neal Jeffrey	QB	Baylor
1977	Bill Munson	QB	Utah State
1992	Johnnie Barnes*	WR	Hampton (Va.)

†Honored for Alworth in 2005.

20

Years Worn	Player	Pos.	College
1960	Fred Ford	RB	Cal Poly Kellogg-Vorhees Unit
1960	Jesse Thomas	S	Michigan State
1962-64	Gerry McDougall	FB	UCLA
1965-66	Miller Farr	CB	Wichita State
1967-70	Russ Smith	RB	Miami
1971-73	Mike Garrett*	RB	Southern California
1975-76	Mike Williams*	CB	Louisiana State
1977-78	Johnny Rodgers	WR	Nebraska
1983-84	Reuben Henderson	CB	San Diego State
1985-86	Wayne Davis	CB	Indiana State
1987-88	Barry Redden	RB	Richmond
1989-90	Darrin Nelson	RB	Stanford
1991	Chris Samuels	RB	Texas
1993-95, '98-99	Natrone Means	RB	North Carolina
1997, 2000	Mike Dumas*	S	Indiana
2002-04	Jerry Wilson*	S	Southern (La.)
2006-07	Marlon McCree	S	Kentucky
2008-12	Antoine Carson	CB	Arizona
2013	Crezdon Butler	CB	Clemson
2014	Chris Davis	CB	Auburn
2015	Cassius Vaughn	CB	Mississippi
2016	Dwight Lowery	FS	San Jose State
2017-20	Desmond King II	DB	Iowa
2020	Jaylen Watkins*	S	Florida
2021	Tevaughn Campbell*	CB	Regina (Canada)
2022	Sony Michel	RB	Georgia
2023	Dean Marlowe	S	James Madison
2024	Cam Hart	CB	Notre Dame

21†

Years Worn	Player	Pos.	College
1962-72	John Hadl	QB	Kansas
1974-75	Glen Bonner	RB	Washington
1977	Clarence Duren	S	California
1981-83	James Brooks	RB	Auburn
1984-86	Buford McGee	RB	Mississippi
1989	Phil McConkey	WR/PR	Navy
1993-94, '96	Darrien Gordon	CB	Stanford
1997	Eric Metcalf	WR/KR	Texas
1998-2000	Scott Turner *	CB	Illinois
2001-09	**LaDainian Tomlinson**	**RB**	**TCU**

†Honored for Tomlinson in 2015.

22

Years Worn	Player	Pos.	College
1961-66	Keith Lincoln*	RB	Washington State
1967-70	Dickie Post	RB	Houston
1976	Tom Hayes	CB	San Diego State
1979-80	Mike Thomas	RB	UNLV
1983-92	Gill Byrd	CB	San Jose State
1995	Rodney Culver*	RB	Notre Dame
1997	Dorian Brew	CB	Kansas
1998-99	Jimmy Spencer	CB	Florida
2000	Tim Denton	CB	Sam Houston State
2001	Lloyd Harrison	CB	North Carolina State
2003-05	Sammy Davis	CB	Texas A&M
2008-11	Jacob Hester	FB	Louisiana State
2012	Chris Carr	CB/KR	Boise State
2013	Derek Cox	CB	William & Mary
2014-17	Jason Verrett	CB	TCU
2019-21	Justin Jackson*	RB	Northwestern
2022-23	JT Woods	S	Baylor
2024	Elijah Molden	DB	Washington

23

Years Worn	Player	Pos.	College
1960-68	Paul Lowe	RB	Oregon State
1971	Mike Montgomery	RB	Kansas State
1972	Ray Jones	CB	Southern (La.)
1974	George Hoey	S	Michigan
1975	Charlie Smith	RB	Utah
1976	Mercury Morris	RB	West Texas State
1981	Irvin Phillips	CB	Arkansas Tech
1983-87	Danny Walters	CB	Arkansas
1988-89	Roy Bennett	CB	Jackson State
1990-91	Anthony Shelton	CB	Tennessee State
1995	Shaun Gayle	SS	Ohio State
1997-98	Gerome Williams	S	Houston
2000	DeRon Jenkins	CB	Tennessee
2002-12	Quentin Jammer	CB	Texas
2013	Ronnie Brown*	RB	Auburn
2014-15	Steve Williams*	CB	California
2016-17	Dexter McCoil	S	Tulsa
2018-20	Rayshawn Jenkins*	S	Miami
2021	Ryan Smith	CB	North Carolina Central
2022	Bryce Callahan	CB	Rice
2024	Tony Jefferson	S	Oklahoma

24

Years Worn	Player	Pos.	College
1961	Luther Hayes	E	Southern California
1962	Lance Alworth*	FL/WR	Arkansas
1963-64	Keith Kinderman	FB	Florida State
1965	Jack Jacobson	DB	Oklahoma State
1967-74	Bob Howard	CB	San Diego State
1977	Joe Washington	RB	Oklahoma
1979	Artie Owens*	RB	West Virginia
1982-85	Mies McPherson	S	New Haven
1986	Ken Taylor	CB	Oregon State
1987	Anthony Anderson	S	Grambling State
1988	Kevin Scott	RB	Stanford
1989-90	Lester Lyles	SS	Virginia
1991-94	Stanley Richard	FS	Texas
1995-96	Aaron Hayden	RB	Tennessee
1999-2000	Fakhir Brown	CB	Grambling State
2001	Glyn Milburn	RB	Stanford
2002-04	Jesse Chatman	RB	Eastern Washington
2005	Jerry Wilson*	S	Southern (La.)
2006-08	Cletis Gordon	CB	Jackson State
2009	Dante Hughes	CB	California
2010-14	Ryan Mathews	RB	Fresno State
2015-16	Brandon Flowers*	CB	Virginia Tech
2017-18	Trevor Williams*	CB	Penn State
2019	Shalom Luani	S	Washington State
2020-22	Nasir Adderley*	S	Delaware
2023-24	AJ Finley	S	Mississippi
2024	Marcus Maye	S	Florida

25

Years Worn	Player	Pos.	College
1961-62	Claude Gibson	CB	North Carolina State
1963-65	Dick Westmoreland	CB	A&T College of North Carolina
1967	Steve Newell	WR	Long Beach State
1968	Dick Speights	DB	Wyoming
1970	Mike Garrett*	RB	Southern California
1971-74	Jerry LeVias	WR	SMU
1975	Maurice Tyler	S	Morgan State
1980-83	John Cappelletti	RB	Penn State
1984	Wayne Morris	RB	SMU
1986-90	Vencie Glenn	FS	Indiana State
1992-94	Sean Vanhorse	CB	Howard
1997	Paul Bradford	CB	Portland State
1999-2000	Reggie Rusk	S	Kentucky
2001-02	Alex Molden	CB	Oregon
2004-05	Jamar Fletcher	CB	Wisconsin
2006	Antonio Cromartie*	CB	Florida State
2009	Kevin Ellison	SS	Southern California
2010-16	Darrell Stuckey	S	Kansas
2017	Rayshawn Jenkins*	S	Miami
2019	Melvin Gordon III*	RB	Wisconsin
2020-21	Chris Harris Jr.	CB	Kansas
2022-23	Joshua Kelley*	RB	UCLA
2024	Junior Colson	LB	Michigan

26

Years Worn	Player	Pos.	College
1960	Jimmy Sears	S	Southern California
1961	Bo Roberson	FL	Cornell
1962	Bert Coan	HB	Kansas
1965	Kern Carson	HB	San Diego State
1967-70	Brad Hubbert	RB	Arizona
1973	Clint Jones	RB	Michigan State
1975	Dave Atkins	RB	UTEP
1978-79	Lydell Mitchell	RB	Penn State
1980	Bernard Jackson	S	Washington State
1982	Donald Dykes	CB	Southeastern Louisiana
1984-88	Lionel James	RB/KR	Auburn
1989	Darryl Usher	WR/KR	Illinois
1990	Sam Lilly	CB	Georgia Tech
1991-93	Floyd Fields	S	Arizona State
1995	Bo Orlando	FS	West Virginia
1999-2000	Darryll Lewis	CB	Arizona
2009	Simeon Castille	CB	Alabama
2010	Pat Watkins	S	Florida State
2011	C.J. Wallace	S	Washington
2012	Atari Bigby	S	Central Florida
2013	Johnny Patrick	CB	Louisville
2014	Brandon Flowers*	CB	Virginia Tech
2015	Patrick Robinson	CB	Florida State
2016-20	Casey Hayward Jr.	CB	Vanderbilt
2021-24	Asante Samuel Jr.	CB	Florida State

27

Years Worn	Player	Pos.	College
1960	Ron Waller	RB	Maryland
1960-64	Charlie McNeil	S	Compton College
1966-76	Gary Garrison	WR	San Diego State
1978-81	Glen Edwards	FS	Florida A&M
1982	Jeff Allen	CB	UC Davis
1984	John Turner	S	Miami
1985	Ronnie O'Bard	CB	Brigham Young
1986-87	Daniel Hunter	CB	Henderson State
1989	Victor Floyd	RB	Florida State
1990-93	Donald Frank	CB	Winston-Salem State
1997	Michael Swift	CB	Austin Peay State
1998-99	Charles Dimry	CB	UNLV
2000	Tony Darden	CB	Texas Tech
2001-03	Tay Cody	CB	Florida State
2004	Jerrell Pippens*	S	Nebraska
2005-06	Bhawoh Jue	FS	Penn State
2008-11	Paul Oliver	S	Georgia
2014	Adrian Phillips*	S	Texas
2015	Brandian Ross	S	Youngstown State
2015	Jimmy Wilson	S	Montana
2016	Kenneth Farrow	RB	Houston
2019	Jaylen Watkins*	S	Florida
2020-21	Joshua Kelley*	RB	UCLA
2022-23	J.C. Jackson	CB	Maryland
2023	Essang Bassey*	CB	Wake Forest
2024	J.K. Dobbins	RB	Ohio State

28

Years Worn	Player	Pos.	College
1960	Royce Womble	FL	North Texas State
1964	Mario Mendez	HB	San Diego State
1971-72	Chuck Dicus	WR	Arkansas
1973	Willie McGee	WR/KR	Alcorn A&M
1979-82	Willie Buchanon	CB	San Diego State
1983-84	Ken Greene	S	Washington State
1985	David Croudip	CB	San Diego State
1985	Jim Rockford	CB	Oklahoma
1987	Mike Hudson	S	Oklahoma State
1987	Ted Watts	S	Texas Tech
1989	Elliot Smith	CB	Alcorn State
1990-91	Donnie Elder	CB	Memphis State
1994-98	Dwayne Harper	CB	South Carolina State
2000-02	Ronney Jenkins	RB/KR	Northern Arizona
2005	Jerrell Pippens*	S	Nebraska
2006-11	Steve Gregory	DB	Syracuse
2012	Brandon Taylor	S	Louisiana State
2014	Shaun Draughn	RB	North Carolina
2015-18	Melvin Gordon III*	RB	Wisconsin
2019-20	Brandon Facyson*	CB	Virginia Tech
2021	Davontae Harris	CB	Illinois State
2022-23	Isaiah Spiller	RB	Texas A&M
2024	Hassan Haskins	RB	Michigan

29

Years Worn	Player	Pos.	College
1960	Doyle Nix	DB	SMU
1962-64	Jerry Robinson	WR	Grambling
1968-75	Dennis Partee	K	SMU
1977-82	Mike Williams*	CB	Louisiana State
1985	John Hendy	CB	Long Beach State
1987	Charles Romes	CB	North Carolina Central
1990	Joe Fuller	CB	Northern Iowa
1991-94	Darren Carrington	S	Northern Arizona
1995-99	Terrance Shaw	CB	Stephen F. Austin
2000	Armon Hatcher	S	Oregon State
2001	Scott Turner*	CB	Illinois
2003-07	Drayton Florence	CB	Tuskegee
2009	Michael Bennett	RB	Wisconsin
2010	Fred Bennett	CB	South Carolina
2011-14	Shareece Wright	CB	Southern California
2015-18	Craig Mager	DB	Texas State
2018	Jeff Richards	CB	Emporia State
2019	Dontae Johnson	CB	North Carolina State
2020	Quenton Meeks	DB	Stanford
2021	Mark Webb Jr.	DB	Georgia
2024	Tarheeb Still	CB	Maryland

30

Years Worn	Player	Pos.	College
1964-65	Bob Horton	LB	Boston University
1971-73	Bryant Salter	S	Pittsburgh
1975-76	Sam Scarber	RB	New Mexico
1982-83	Bruce Laird	S	American International (Mass.)
1984	Scott Byers	S	Long Beach State
1985	David King	CB	Auburn
1986	Kevin Wyatt	CB	Arkansas
1987	Frank Middleton	RB	Florida A&M
1988-91	Sam Seale	CB	Western State (Colo.)
1992-93	Marquez Pope	DB	Fresno State
2001-02	Robert Carswell	S	Clemson
2003	Andrew Pinnock*	FB	South Carolina
2006	Andre Lott	S	Tennessee
2010	Donald Strickland	CB	Colorado
2012, '14	Ronnie Brown*	RB	Auburn
2015	Matt Daniels	S	Duke
2017-23	Austin Ekeler	RB	Western State Colorado
2024	Kimani Vidal	RB	Troy

31

Years Worn	Player	Pos.	College
1968	Keith Lincoln*	RB	Washington State
1969	Ron Sayers	RB	Omaha
1978	Linden King*	LB	Colorado State
1983	Darrell Pattillo	DB	Long Beach State
1984	Bill Kay	CB	Purdue
1985	Anthony Corley	RB	Nevada
1987	Jeff Powell	RB	Tennessee
1988-89	Leonard Coleman	S	Vanderbilt
1989-91	Craig McEwen	TE	Utah
1993	Brian Davis	CB	Nebraska
1994-96, '98	Willie Clark	CB	Notre Dame
1999-2001	Jason Perry	S	North Carolina State
2004-05	Hanik Milligan	S	Houston
2007-09	Antonio Cromartie*	CB	Florida State
2010	Tyrone Carter	S	Minnesota
2011	Bob Sanders	S	Iowa
2012	Greg Gatson	CB	Arkansas
2013-14	Richard Marshall	CB	Fresno State
2015-19	Adrian Pillips*	S	Texas
2020	Kalen Ballage	RB	Arizona State
2021-24	Nick Niemann	LB	Iowa

32

Years Worn	Player	Pos.	College
1965-68	Jim Allison	RB	San Diego State
1971	Billy Parks	WR	Long Beach State
1980	Scott Perry	CB	Williams (Mass.)
1981	Wyatt Henderson	CB	Fresno State
1984	Jewerl Thomas	RB	San Jose State
1985	Terry Lewis	CB	Michigan State
1986	Donald Brown	CB	Maryland
1987	Todd Spencer	RB	Southern California
1989-90	Michael Brooks	FS	North Carolina State
1991-94	Eric Bieniemy	RB	Colorado
1997, 2000	Robert Chancey	RB	—
2002-03	Kevin House	CB	South Carolina
2007-15	Eric Weddle	S	Utah
2017	Branden Olver*	RB	Buffalo
2018	Justin Jackson*	RB	Northwestern
2019	Nasir Adderley*	S	Delaware
2020-24	Alohi Gilman	S	Notre Dame

33

Years Worn	Player	Pos.	College
1960	Blanche Martin	FB	Michigan State
1962	Fred Gillett	HB	Los Angeles State
1964-69	Kenny Graham	S	Washington State
1974-80	Don Woods	RB	New Mexico
1984-85	Lucious Smith	CB	Cal State Fullerton
1986	David Martin	CB	Villanova
1986	John Sullivan	SS	California
1987	Ken Zachary	RB	Oklahoma State
1989	Dana Brinson	RB	Nebraska
1990-95	Ronnie Harmon	RB	Iowa
1996	Kevin Bouie	RB	Mississippi State
1997	Gary Brown	RB	Penn State
1998	Dedrick Dodge	S	Florida State
2001-02	Davis Sanchez	CB	Oregon
2004-07	Michael Turner	RB	Northern Illinois
2010-11	Dante Hughes	CB	California
2012-13	Le'Ron McClain	FB	Alabama
2015	Greg Ducre	CB	Washington
2016	Dexter McCluster	RB/KR	Mississippi
2017	Tre Boston	S	North Carolina
2018-19, '21	Derwin James Jr.*	S	Florida State
2022-24	Deane Leonard	DB	Mississippi

34

Years Worn	Player	Pos.	College
1960-61, '65-66	Bob Zeman	S	Wisconsin
1972	Oscar Dragon	RB	Arizona State
1975-77	Rickey Young	RB	Jackson State
1980	LaRue Harrington	RB	Norfolk State
1987-89	Elvis Patterson	CB	Kansas
1990-94	Steve Hendrickson	HB/LB	California
1997	Aaron Craver	RB	Fresno State
1998-99	Tremayne Stephens	RB	North Carolina State
2003	Tony Okanlawon	CB	Maryland
2004-07	Andrew Pinnock*	FB	South Carolina
2010	Billy Latsko	FB	Florida
2013	Fozzy Whittaker	RB	Texas
2014-15	Donald Brown	RB	Connecticut
2016-19	Derek Watt	FB	Wisconsin
2020-21	Darius Bradwell	RB	Tulane
2022	Larry Rountree III*	RB	Missouri
2024	Jaret Patterson	RB	Buffalo

35

Years Worn	Player	Pos.	College
1960	Bob Garner	CB	Fresno State
1962	Hezekiah Braxton	FB	Virginia Union
1964-65	Herb Travenio	K	Texas College
1970-72	Chuck Detwiler	S	Utah State
1973-74	Bob Thomas	RB	Arizona State
1975	Tony Baker	RB	Iowa State
1977-78	Lawrence Barnes	RB	Tennessee State
1987	Martin Sartin	RB	Long Beach State
1989-93	Marion Butts	RB	Florida State
1994	Rodney Culver*	RB	Notre Dame
1996	Freddie Bradley	RB	Sonoma State (Calif.)
1997	Carwell Gardner	FB	Louisville
1999-2000	Jermaine Fazande	RB	Oklahoma
2002	Keith Lyle	FS	Virginia
2003	Leon Johnson	RB	North Carolina
2008-11	Mike Tolbert	FB	Coastal Carolina
2016	Robert McClain	CB	Connecticut
2019-20	Troymaine Pope	RB	Jacksonville State (Ala.)
2021	Larry Rountree III*	RB	Missouri
2023	Terrell Bynum	WR	Southern California
2024	Dicaprio Bootle	CB	Nebraska

36

Years Worn	Player	Pos.	College
1960-65	Dick Harris	CB	McNeese State (La.)
1967	Frank Marsh	CB	Oregon State
1968-69	Dick Farley	S	Boston University
1971	Eddie Ray	RB	Louisiana State
1987	Mike Davis	SS	Colorado
1990	Joe Mickles	RB	Mississippi
1992	Delton Hall	S	Clemson
1996	Kevin Ross	S	Temple
1998	Lloyd Lee	S	Dartmouth
2002-03	Vernon Fox	SS	Fresno State
2006	Markus Curry	CB	Michigan
2008	Tra Battle	S	Georgia
2010	Quinton Teal	S	Coastal Carolina
2012	Curtis Brinkley*	RB	Syracuse
2015	Dreamius Smith	RB	West Virginia
2016	Ronnie Hillman	RB	San Diego State
2018	Brandon Facyson*	CB	Virginia Tech
2019	Roderic Teamer	S	Tulane
2020	Jahleel Addae*	S	Central Michigan
2021	Trey Marshall	DB	Florida State
2022-24	Ja'Sir Taylor	DB	Wake Forest

37

Years Worn	Player	Pos.	College
1960	Howie Ferguson	FB	—
1965-70	Gene Foster	RB	Arizona State
1972-74	Cid Edwards	RB	Tennessee A&I State
1977-82	Hank Bauer	RB	Cal Lutheran
1985-86, '88	Jeff Dale	S	Louisiana State
1990	Terry Orr	HB	Texas
1991-92	Tony Blaylock	CB	Winston-Salem State
1994-2002	Rodney Harrison	S	Western Illinois
2013-18	Jahleel Addae*	S	Central Michigan
2020	Tevaughn Campbell*	CB	Regina (Canada)
2021-22	Kemon Hall	CB	North Texas
2023	Jaylinn Hawkins	S	California

38

Years Worn	Player	Pos.	College
1962-69	Jacque MacKinnon*	TE	Colgate
1969	Gene Huey	DB	Wyoming
1970	Roland Moss	TE	Toledo
1971	Leon Burns	RB	Long Beach State
1972	Lee White	RB	Weber State
1973	Robert Holmes	RB	Southern (La.)
1974	Tommy Thompson	RB	Southern Illinois
1987	Ed Berry	CB	Utah State
1987	Lou Brock	CB	Southern California
1995-97	David Hendrix	S	Georgia Tech
1998-99	Mike Dumas*	S	Indiana
2004	George Layne	FB	TCU
2011-14	Marcus Gilchrist	DB	Clemson
2016	Trovon Reed	CB	Auburn
2018	Detrez Newsome	RB	Western Carolina
2020	John Brannon III	CB	Western Carolina
2021	Kiondre Thomas	CB	Kansas State

39

Years Worn	Player	Pos.	College
1961-64	George Blair	K	Mississippi
1966-67	Dick Van Raaphorst	K	Ohio State
1969-71	Jim Hill	S	Texas A&I
1972-74	Leonard Dunlap	CB	North Texas State
1987	Keyvan Jenkins	RB	UNLV
2013-16	Danny Woodhead	RB	Chadron State
2021	Essang Bassey*	CB	Wake Forest
2024	Jaylen Johnson	WR	East Carolina

40

Years Worn	Player	Pos.	College
1962-63	Bob Jackson	FB	New Mexico State
1966-75	Joe Beauchamp	CB	Iowa State
1977-81	Clarence Williams	RB	South Carolina
1982-83	Jim Jodat	RB	Carthage (Wis.)
1985-88	Gary Anderson	RB	Arkansas
1992-93	James Fuller	S	Portland State
1995-97	Mark Montreuil	CB	Concordia (Canada)
2001	Derrick Harris	FB	Miami
2007	Legedu Naanee*	TE	Boise State
2012	Sean Cattouse	S	California
2016	Pierre Desir	CB	Lindenwood
2017	Chris McCain	DE	California
2019	Chris Peace	DE	Virginia
2020-21	Gabe Nabers	FB	Florida State
2022	Zander Horvath	FB	Purdue
2023	Stephen Anderson*	TE	California
2024	Kendall Williamson	S	Stanford

41

Years Worn	Player	Pos.	College
1960-61	Charlie Flowers	RB	Mississippi
1966	Nat Whitmyer	CB	Washington
1968	Phil Tuckett	WR	Weber State
1974-79	Bo Matthews	RB	Colorado
1980	Booker Russell	RB	Southwest Texas State
1983-84	Earnest Jackson	RB	Texas A&M
1987	King Simmons	S	Texas Tech
1995-2002	Terrell Fletcher	RB	Wisconsin
2003-07	Lorenzo Neal	FB	Fresno State
2009-10	C.J. Spillman	FS	Marshall
2012	Corey Lynch	S	Appalachian State
2016	Steve Williams*	CB	California
2022-23	Raheem Layne	S	Indiana
2024	Eli Apple	CB	Ohio State

42

Years Worn	Player	Pos.	College
1968	Lane Fenner	WR	Florida State
1970	Dave Smith	RB	Utah
1972	Jesse Taylor	RB	Cincinnati
1975-80	Mike Fuller	S	Auburn
1982	Ricky Bell	RB	Southern California
1984	Pete Johnson	FB	Ohio State
1985-88	Curtis Adams	RB	Central Michigan
1996	Leonard Russell	RB	Arizona State
1997-99	Greg Jackson*	S	Louisiana State
2000-02	Rogers Beckett	S	Marshall
2003	Kwamie Lassiter	S	Kansas
2004-09	Clinton Hart	S	Central Florida C.C.
2010	Kion Wilson	LB	South Florida
2012	Kyle Nelson	LS	New Mexico State
2016	Trevor Williams*	CB	Penn State
2018-21	Uchenna Nwosu	OLB	Southern California
2022	Troy Reeder	LB	Delaware
2023	Elijah Dotson	RB	Northern Colorado
2024	Tucker Fisk	TE	Stanford

43

Years Worn	Player	Pos.	College
1962	Bob Bethune	S	Mississippi State
1963	Gary Glick	S	Colorado State
1966-71, '76	Jim Tolbert	S	Lincoln (Mo.)
1978	Rickey Anderson	RB	South Carolina State
1981-84	Bob Gregor	S	Washington State
1985-90	Tim Spencer	RB	Ohio State
1992	Peter Tuipulotu	RB	Brigham Young
1994	Lonnie Young	S	Michigan State
1997-2000	Kenny Bynum	RB	South Carolina State
2005, '07-10	Darren Sproles	RB/KR	Kansas State
2014-15	Branden Oliver*	RB	Buffalo
2017-23	Michael Davis	CB	Brigham Young
2024	Troy Dye	LB	Oregon

44

Years Worn	Player	Pos.	College
1960	Trusse Norris	E	UCLA
1966	John Travis	FB	San Jose State
1967	Ollie Cordill	P	Memphis State
1969	Richard Trapp	WR	Florida
1970-76	Chris Fletcher	S	Temple
1977-81	Pete Shaw	S	Northwestern
1985	Anthony Steels*	RB	Nebraska
1987-91	Martin Bayless	S	Bowling Green State
1993-96	Eric Castle	FS	Oregon
1997	Erric Pegram	RB	North Texas
1999-2002	Fred McCrary	FB	Mississippi State
2005	Scott McGarrahan	S	New Mexico
2010-11	Curtis Brinkley*	RB	Syracuse
2012	Jackie Battle	RB	Houston
2016-17	Andre Williams	RB	Boston College
2018-21	Kyzir White	LB	West Virginia
2023	Tanner Muse	LB	Clemson
2024	Scott Matlock*	FB/DL	Boise State

45

Years Worn	Player	Pos.	College
1960	Henry Wallace	CB	Pacific
1964-70	Leslie "Speedy" Duncan	CB	Jackson State
1972-74	Reggie Berry	S	Long Beach State
1975-80	Hal Stringert	CB	Hawai'i
1981	Doug Beaudoin	S	Minnesota
1983	Henry Williams	CB	San Diego State
1984	Mike Dennis	CB	Wyoming
1984	Johnny Ray Smith	CB	Lamar (Texas)
1987	Anthony Steels*	RB	Nebraska
2002	Joey Goodspeed	FB	Notre Dame
2004	Robb Butler	S	Robert Morris
2016	Asante Cleveland	TE	Miami
2019-20	Cole Mazza	LS	Alabama
2022	Jeremiah Attaochu*	OLB	Georgia Tech
2023-24	Tuli Tuipulotu	OLB	Southern California

46

Years Worn	Player	Pos.	College
1961	Bob Scarpitto	WR	Notre Dame
1972	John Sykes	RB	Morgan State
1974-76	Danny Colbert	CB	Tulsa
1980-84	Chuck Muncie	RB	California
1987	Walter Harris	S	Stanford
1989-90	Joe Caravello	HB	Tulane
1996	Walter Reeves	TE	Auburn
2010	Darry Beckwith	LB	Louisiana State
2016, '18	Chris Landrum	OLB	Jacksonville State (Ala.)
2020	Malik Jefferson	LB	Texas
2021	Ben DeLuca	DB	Charlotte

47

Years Worn	Player	Pos.	College
1961-68	Bud Whitehead	S	Florida State
1969-71	Jeff Queen	RB	Morgan State
1974-75	Sam Williams	DB	California
1979-81	Frank Duncan	S	San Francisco State
1983	Sherman Smith	RB	Miami (Ohio)
1987	Darrel Hopper	CB	Southern California
1989	Johnny Thomas	CB	Baylor
1990	Jerry Mays	RB	Georgia Tech
1991	Cedric Mack	CB	Baylor
1995	A.J. Johnson	CB	Southwest Texas State
1995	Ron Middleton	TE	Auburn
2000	Greg Jackson*	S	Louisiana State
2001-02	Ryan McNeil	CB	Miami
2010-18	Mike Windt	LS	Cincinnati
2021	Hunter Kampmoyer*	TE	Oregon
2022-24	Josh Harris	LS	Auburn

48

Years Worn	Player	Pos.	College
1969	Larry Rentz	CB	Florida
1973	Ron Smith	S	Wisconsin
1977-80	Jerome Dove	CB	Colorado State
1981	Allan Ellis	CB	UCLA
1982-84	Tim Fox	S	Ohio State
1987	Carl Brazley	DB	Western Kentucky
1988	Pat Miller*	S	Florida
2003-06	Terrence Kiel	S	Texas A&M
2015-19	Nick Dzubnar	LB	Cal Poly
2020	Matt Sokol	TE	Michigan State
2022	Stone Smartt*	TE	Old Dominion
2023	Hunter Kampmoyer*	TE	Oregon
2024	Bud Dupree	OLB	Kentucky

49

Years Worn	Player	Pos.	College
1964-65	Jim Warren	CB	Illinois
1968	Ken Dyer	WR	Arizona State
1969-70	Rick Eber	WR	Tulsa
1982-84	Andre Young	S	Louisiana Tech
2010	Brandon Moore	LB	Oklahoma
2017	James Onwualu	LB	Notre Dame
2019-22	Drue Tranquill	LB	Notre Dame
2024	Eddie Jackson	S	Alabama

50

Years Worn	Player	Pos.	College
1960	Ben Donnell	DE	Vanderbilt
1961-69	Chuck Allen	LB	Washington
1970	Jack Protz	LB	Syracuse
1972	Lee Roy Caffee	LB	Texas A&M
1974-79	Don Goode	LB	Kansas
1981-85	Carlos Bradley	LB	Wake Forest
1986-93	Gary Plummer	ILB	California
1987	Mike Humiston	ILB	Weber State
1994-2010	David Binn	LS	California
2013-16	Manti Te'o	ILB	Notre Dame
2017-18	Hayes Pullard III	LB	Southern California
2020-21	Cole Christiansen	LB	Army
2022	David Moa	DL	Boise State
2024	Caleb Murphy	OLB	Ferris State

51

Years Worn	Player	Pos.	College
1960	Rommie Loudd	LB	UCLA
1962	Wayne Frazier	C	Auburn
1965-66	Dick Degen	LB	Long Beach State
1968-70	Bill Lenkaitis	G	Penn State
1972-73	Pete Lazetich*	LB	Stanford
1975	Billy Andrews	LB	Southeastern Louisiana
1976-86	Woodrow Lowe	LB	Alabama
1988-90	Cedric Figaro	ILB	Notre Dame
1993	Terry Crews	LB	Western Michigan
1995	David Brandon*	LB	Memphis State
1996	Joe Cummings	LB	Wyoming
1998-2001	Gerald Dixon	LB	South Carolina
2002-05	Ben Leber	LB	Kansas State
2006-09	Tim Dobbins	LB	Iowa State
2011-12	Takeo Spikes	LB	Auburn
2013	Larry English*	OLB	Northern Illinois
2014	Kevin Reddick	ILB	North Carolina
2015-18	Kyle Emanuel	OLB	North Dakota State
2019-21	Emeke Egbule	OLB	Houston
2023	Sebastian Joseph-Day*	DL	Rutgers

52

Years Worn	Player	Pos.	College
1960-64	Don Rogers	C	South Carolina
1966-67	Paul Latzke*	C	Pacific
1969	Dan Sartin	DT	Mississippi
1971	Ray White*	LB	Syracuse
1973-74	Jay Douglas	T	Memphis State
1975	Bob Stein	LB	Minnesota
1976-84	Ray Preston	LB	Syracuse
1985-86	Mark Fellows	OLB	Montana State
1986-87	Angelo Snipes	OLB	West Georgia
1987	Brian Ingram	LB	Tennessee
1987	Pat Miller*	LB	Florida
1987-88	Jeff Jackson	LB	Auburn
1990	Jeff Mills	LB	Nebraska
1992-93	Sam Anno	LB	Southern California
1995-96	Dwayne Gordon	LB	New Hampshire
1997-98	James Burgess	LB	Miami
1999-2000	John Reeves	LB	Purdue
2001	John Holecek	LB	Illinois
2002-04, '06-07	Carlos Polk*	OLB	Nebraska
2009-12	Larry English*	OLB	Northern Illinois
2013-14	Reggie Walker	ILB	Kansas State
2015-20	Denzel Perryman*	LB	Miami
2021	Kyler Fackrell	OLB	Utah State
2022-24	Khalil Mack	OLB	Buffalo

53

Years Worn	Player	Pos.	College
1960	Charlie Brueckman	LB	Pittsburgh
1969	Jim Campbell	LB	West Texas State
1971, '73-74	Mel Rogers	LB	Florida A&M
1974	Chip Myrtle	LB	Maryland
1976-80	Ralph Perretta*	G	Purdue
1975	Drew Mahalic	LB	Notre Dame
1982	Dave Lewis	LB	Southern California
1985	Mike Guendling	OLB	Northwestern
1986	Mike Douglass	OLB	San Diego State
1987	Stacy Price	LB	Arkansas State
1988	Chuck Faucette*	ILB	Maryland
1989-96	Courtney Hall	C/G	Rice
1997-99	Michael Hamilton	LB	North Carolina A&T
2000-01	Deon Humphrey	LB	Florida State
2004-05	Steve Foley	LB	Northeast Louisiana
2008	Anthony Waters	LB	Clemson
2009-10	James Holt	LB	Kansas
2011	Darryl Gamble	LB	Georgia
2012	Gary Guyton	LB	Georgia Tech
2013	Terrell Manning	ILB	North Carolina State
2014-15	Kavell Conner	ILB	Clemson
2016	Joshua Perry	LB	Ohio State
2017	Josh Keyes	LB	Boston College
2018-19	Mike Pouncey	C	Florida
2023	Blake Lynch*	LB	Baylor

54

Years Worn	Player	Pos.	College
1960	Ron Botchan	LB	Occidental
1966	Tom Good	LB	Marshall
1968	Paul Latzke*	C	Pacific
1972	Ralph Wenzel*	G	San Diego State
1973-74	Calr Gersbach	LB	West Chester State
1975-76	Ed Flanagan	C	Purdue
1978, '80-81	Jim Laslavic	LB	Penn State
1983-92	Billy Ray Smith	LB	Arkansas
1993-94	Doug Miller	LB	South Dakota State
1996-98	Kurt Gouveia	LB	Brigham Young
1999	Eric Hill	LB	Louisiana State
2003-11	Stephen Cooper	LB	Maine
2012-20	Melvin Ingram III	DE	South Carolina
2021	Matt Overton	LS	Western Washington
2024	Blake Lynch*	LB	Baylor

55†

Years Worn	Player	Pos.	College
1962-67	Frank Buncom	LB	Southern California
1971-74	Carl Mauck	C	Southern Illinois
1975	Ken Hutcherson	LB	Livingston (Ala.)
1976-81	Bob Horn	MLB	Oregon State
1983-86	Derrie Nelson	LB	Nebraska
1987	Steve Busick	LB	Southern California
1987	Johnny Taylor	LB	Hawai'i
1989	Jim Collins	ILB	Syracuse
1990-2002	**Junior Seau**	**LB**	**Southern California**

†Honored for Seau in 2012.

56

Years Worn	Player	Pos.	College
1960-64	Emil Karas*	LB	Dayton
1965-66	Steve DeLong*	DT	Tennessee
1968-71	Bob Bruggers	LB	Minnesota
1972	Ray White*	LB	Syracuse
1974	Fred Forsberg	LB	Washington
1975	Mark Markovich*	C	Penn State
1977, '79-82	Bob Rush	C	Memphis State
1983	Larry Evans	LB	Mississippi
1984-85	Vince Osby	LB	Illinois
1986-87	Ty Allert	ILB	Texas
1987	Chip Banks	OLB	Southern California
1991	Galand Thaxton	LB	Wyoming
1996-97	Patrick Sapp	LB	Clemson
1998	Steve Tovar*	LB	Ohio State
1999-2002	Orlando Ruff	LB	Furman
2003-04	Matt Wilhelm*	LB	Ohio State
2005-10	Shawne Merriman	LB	Maryland
2011-15	Donald Butler	ILB	Washington
2016-17	Korey Toomer	ILB	Idaho
2018	Emmanuel Ellerbee	LB	Rice
2018	Kyle Wilson	LB	Arkansas State
2020	Kenneth Murray Jr.*	LB	Oklahoma
2022-24	Morgan Fox	DL	Colorado State-Pueblo

57

Years Worn	Player	Pos.	College
1960	Al Bansavage	LB	Southern California
1960	Hubert Bobo	LB	Ohio State
1961	George Belotti	G	Southern California
1963-64	Bob Lane	LB	Baylor
1966	Mike London	LB	Wisconsin
1967-68	Bob Print	LB	Dayton
1970	Cal Withrow	C	Kentucky
1971	Jack Porter	C	Oklahoma
1972	Cal Snowden*	DE	Indiana
1973-75	Floyd Rice	LB	Alcorn A&M
1976-78	Rick Middleton	LB	Ohio State
1979-85	Linden King*	LB	Colorado State
1986-87	Thomas Benson	ILB	Oklahoma
1987	Chuck Faucette*	ILB	Maryland
1987	James Johnson	LB	San Diego State
1988	Keith Browner	OLB	Southern California
1990-92	Henry Rolling	LB	Nevada
1993	Jerrol Williams	OLB	Purdue
1994-95	Dennis Gibson	LB	Iowa State
1996	Arnold Ale	LB	UCLA
1997	Bobby Houston	LB	North Carolina State
1998	Jon Haskins	LB	Stanford
1998	Marc Raab	LS	Southern California
1999	Tracy Simien	LB	TCU
2001-04	Zeke Moreno	LB	Southern California
2005-08	Matt Wilhelm*	LB	Ohio State
2010	Brandon Lang	LB	Troy
2012	Jonas Mouton	LB	Michigan
2014	Doug Legursky	C	Marshall
2015	Joe Mays	ILB	North Dakota State
2016-19	Jatavis Brown	LB	Akron
2020	Asmar Bilal	LB	Notre Dame
2021-23	Amen Ogbongbemiga	LB	Oklahoma State

58

Years Worn	Player	Pos.	College
1966	Emil Karas*	LB	Dayton
1966	Doug Cline	LB	Clemson
1968	Tom Erlandson	LB	Washington State
1971	Harris Jones	G	Johnson C. Smith (N.C.)
1973	Mike Stratton	LB	Tennessee
1974	Mike Lee	LB	UNLV
1975-77	Tom Graham	LB	Oregon
1978	Mark Slater	C	Minnesota
1980	Carl McGee	LB	Duke
1982	Dewey Selmon	MLB	Oklahoma
1983-85	Mike Green	LB	Oklahoma State
1987-89	David Brandon*	LB	Memphis State
1991	David Grayson	LB	Fresno State
1992	Kevin Murphy	LB	Oklahoma
1993-99	Lewis Bush	LB	Washington State
2000	Richard Harvey	LB	Tulane
2004-06	Randall Godfrey	LB	Georgia
2008	Derek Smith	LB	Arizona State
2009	Marques Harris*	LB	Southern Utah
2010	Ryan Neill	LS	Rutgers
2010	Cyril Obiozor	LB	Texas A&M
2011	Na'il Diggs	LB	Ohio State
2012	Demorrio Williams	LB	Nebraska
2013-14, '16	Tourek Williams	OLB	Florida International
2017	Nigel Harris	LB	South Florida
2018	Tre'Von Johnson	LB	Weber State
2019	Thomas Davis Sr.	LB	Georgia
2020	B.J. Bello	LB	Illinois State
2023	Justin Hollins	OLB	Oregon
2024	Shaquille Quarterman	LB	Miami

59

Years Worn	Player	Pos.	College
1969-72	Pete Barnes	LB	Southern (La.)
1974	Charles Anthony	LB	Southern California
1975	Frank Tate	LB	North Carolina Central
1979-84	Cliff Thrift	LB	East Central Oklahoma State
1985	Craig Bingham	OLB	Syracuse
1986-87	Andy Hawkins	LB	Texas A&I
1988-89	Ken Woodard	LB	Tuskegee
1991	Greg Clark	LB	Arizona State
1995-96	Glen Young	LB	Syracuse
1997	Toran James	LB	North Carolina A&T
2000	Steve Tovar*	LB	Ohio State
2001	Sam Rogers	LB	Colorado
2002-06	Donnie Edwards	LB	UCLA
2007-10	Brandon Siler	LB	Florida
2011-14	Andrew Gachkar	LB	Missouri
2016	Carlos Fields	LB	Winston-Salem State
2016	Deon King	OLB	Norfolk State
2020	Nick Vigil	LB	Utah State
2022	Derrek Tuszka	OLB	North Dakota State
2023	Ty Shelby	OLB	Louisiana-Monroe

60

Years Worn	Player	Pos.	College
1960	John Kompara	DT	South Carolina
1961, '63	Sam DeLuca*	G	South Carolina
1962	Jack Klotz	DT	Penn Military College
1965-67	Ed Mitchell	G	Southern (La.)
1970-72	Bob Babich	LB	Miami (Ohio)
1978-80	Dan Audick	T	Hawai'i
1981	Don Reese	DE	Jackson State
1982-88	Dennis McKnight	C/G	Drake
1995-97	Greg Engel	C	Illinois
1999	Wilbert Brown	G	Houston
2002-04	Jason Ball	C	New Hampshire
2005	Wes Sims	G	Oklahoma
2011	Ikechuku Ndukwe	G/T	Northwestern
2012	David Molk	C	Michigan
2013	Mike Remmers	T	Oregon State
2014-15	Trevor Robinson	C	Notre Dame

61

Years Worn	Player	Pos.	College
1961-62	Ernie Barnes	G	North Carolina College
1963-65	Ernie Park	G	McMurray (Texas)
1966	John Milks	LB	San Diego State
1968-69	Jim Fetherston	LB	California
1973	Al Dennis	G	Grambling
1974	Blenda Gay	DE	Fayetteville State
1975	Ralph Perretta*	G	Purdue
1981	Jimmy Webb	DT	Mississippi State
1983	Don Brown	T	Santa Clara
1985-88	Ken Dallafior	G/T	Minnesota
1990-91	Eric Floyd	G/T	Auburn
1995	Tony Berti*	T	Colorado
2001-03	Michael Keathley	G	TCU
2004-14	Nick Hardwick	C	Purdue
2018-21	Scott Quessenberry	C/G	UCLA

62

Years Worn	Player	Pos.	College
1965-66	John Farris	G	San Diego State
1967-68	Bernard Erickson	LB	Abilene Christian
1973	Ralph Wenzel*	G	San Diego State
1974	Harold Paul	T	Oklahoma
1976-89	Don Macek	C/G	Boston College
2000	Ben Coleman	T	Wake Forest
2002-05	Bob Hallen	G	Kent State
2008	Jeremy Newberry	C	California
2009-11	Brandyn Dombrowski	G/T	San Diego State
2024	Sam Mustipher	C	Notre Dame

63

Years Worn	Player	Pos.	College
1971-84	Doug Wilkerson	G	North Carolina College
1985-86	Jim Leonard	G	Santa Clara
1987	David Diaz-Infante	G	San Jose State
1990-91	Frank Cornish	C	UCLA
1993	Raymond Smoot	G	Louisiana State
1997-98	Raleigh McKenzie	OL	Tennessee
2002-03	Kelvin Garmon	G	Baylor
2005-11	Scott Mruczkowski	C	Bowling Green State
2013-14	Johnnie Troutman	G	Penn State
2021-23	Corey Linsley	C	Ohio State

64

Years Worn	Player	Pos.	College
1962-65	Pat Shea	G	Southern California
1968-70	Jim Schmedding	G	Weber State
1972-73	Dave Costa	DT	Utah
1976-78	Charles Aiu	G	Hawai'i
1980-82, '84	Chuck Loewen	G/T	South Dakota State
1985	Bill Searcey	G	Alabama
1990-91	Mark Rodenhauser	C	Illinois State
1992-94	Curtis Whitley	C	Clemson
1996	Bryan Stoltenberg	C	Colorado
1998-2001	Kendyl Jacox	C/G	Kansas State
2003	Phil Bogle	G	New Haven
2009	Dennis Norman	C	Princeton
2010	Ethan Albright	LS	North Carolina
2011-12	Colin Baxter	C	Arizona
2018, '20	Cole Toner	C/G	Harvard
2021-24	Brenden Jaimes	OL	Nebraska

65

Years Worn	Player	Pos.	College
1962-72	Sam Gruneisen	C/G	Villanova
1974	Mark Markovich*	C	Penn State
1975, '77	Booker Brown	T	Southern California
1985	Jerry Doerger	T	Wisconsin
1987	John Stadnik	C	Western Illinois
1988-92	David Richards	G/T	UCLA
1995-97	Troy Sienkiewicz*	G	New Mexico State
1998-99	John Jackson	T	Eastern Kentucky
2004	David Brandt	C	Michigan
2006-07	Cory Withrow	C	Washington State
2009-12	Louis Vasquez	G	Texas Tech
2014-15	Chris Watt	G	Notre Dame

66

Years Worn	Player	Pos.	College
1960	Fred Cole	G	Maryland
1965-73	Rick Redman	LB	Washington
1975-83	Billy Shields	T	Georgia Tech
1985	Rich Umphrey	G	Colorado
1987-88	Dan Rosado	C/G	Northern Illinois
1996-97	Jim Mills	G/T	Idaho
1999	Reggie Nelson	G/T	McNeese State (La.)
2000	Kevin Gogan	G	Washington
2001	Carey Clayton	C	UTEP
2002-03	Cory Raymer	C	Wisconsin
2007-13	Jeromey Clary	T	Kansas State
2015	J.D. Walton	C	Baylor
2017-20	Dan Feeney	C/G	Indiana
2023	Cameron Tom	C	Southern Mississippi

67

Years Worn	Player	Pos.	College
1960	Charlie Kempinska	G	Mississippi
1961	Jacque MacKinnon*	T	Colgate
1966	Archie Matsos	LB	Michigan State
1968	Bob Mitinger*	LB	Penn State
1978-85	Ed White	G	California
1987	Greg Feasel	T	Abilene Christian
1990-92	Leo Goeas	T	Hawai'i
1993-95	Stan Brock	T	Colorado
1998-2000	Roman Fortin	C	San Diego State
2003	Kevin Breedlove	G	Georgia
2012	Rex Hadnot	G	Houston
2013	Nick Becton	T	Virginia Tech
2017	Brett Boyko	G	UNLV

68

Years Worn	Player	Pos.	College
1960-61	Orlando Ferrante	G	Southern California
1964	Lloyd McCoy	G	San Diego State
1966	Don Estes	G	Louisiana State
1968-70	Bob Briggs	DE/DT	Heidelberg
1972-73, '75	Greg Wojcik	DT	Southern California
1974	Brian Vertefeuille	G	Idaho
1976-83	Leroy Jones	DE	Norfolk State
1984	Bill Elko*	NT	Louisiana State
1987	Joe Goebel	C	UCLA
1985-88	Gary Kowalski	T	Boston College
1993-97	Joe Coczzo	G	Michigan
2003-11	Kris Dielman	G	Indiana
2016-17	Matt Slauson	C/G	Nebraska
2018	Trent Scott*	T	Grambling State
2021	Senio Kelemete	G	Washington
2022-24	Jamaree Salyer	OL	Georgia

69

Years Worn	Player	Pos.	College
1960	Al Barry	G	Southern California
1968	Curtis Jones	LB	Missouri
1970-75	Ira Gordon	T	Kansas State
1976-80	John Lee	DE	Nebraska
1983-84	Derrel Gofourth	G	Oklahoma State
1987	Monte Bennett	DE	Kansas State
1988-90	Les Miller*	DE	Fort Hays State
1997	Ben Bordelon	T	Louisiana State
2001-03	Ed Ellis	T	Buffalo
2009-12	Tyronne Green	G	Auburn
2013-14	Willie Smith	T	East Carolina
2017-20	Sam Tevi	T	Utah
2022	Sebastian Joseph-Day*	DL	Rutgers

70

Years Worn	Player	Pos.	College
1960	Volney Peters	DT	Southern California
1961-62	Sherman Plunkett	T	Maryland State
1967-68	Scott Appleton	DT	Texas
1970-82	Russ Washington*	T	Missouri
1986-89	James FitzPatrick	G/T	Southern California
1990-93	Mike Zandofsky	G	Washington
1994-2003	Vaughn Parker	T	UCLA
2004-07	Shane Olivea	T	Ohio State
2008	L.J. Shelton	T	Eastern Michigan
2009-10	Alfonso Boone	DE	Mt. San Antonio
2011, '13	Stephen Schilling*	T	Michigan
2012	Kevin Haslam	T	Rutgers
2015	Jeff Linkenbach	T	Cincinnati
2015	Michael Ola*	T	Hampton (Va.)
2020	Trai Turner	G	Louisiana State
2021-24	Rashawn Slater	T	Northwestern

71

Years Worn	Player	Pos.	College
1960	Dick Chorovich	DT	Miami (Ohio)
1964-66	Fred Moore	DT	Memphis State
1967-68	Harold Akin	T	Oklahoma State
1969	Levert Carr	T	North Central (Ill.)
1973	Cal Snowden*	DE	Indiana
1974	Pete Lazetich*	DE	Stanford
1975-81	Fred Dean	DE	Louisiana Tech
1987	Dwight Wheeler	G	Tennessee State
1987-89	Mike Charles	NT	Syracuse
1993-94	Joe Milinichik	G	North Carolina State
1999-2001	DeMingo Graham	G	Hofstra
2002	Toniu Fonoti*	G	Nebraska
2004	Courtney Van Buren*	T	Arkansas-Pine Bluff
2006	Cory Lekkerkerker	T	UC Davis
2009-12	Antonio Garay	DT	Boston College
2013-14	Lawrence Guy	DE	Arizona State
2015-20	Damion Square	NT	Alabama
2021-22	Matt Feiler	G	Bloomsburg (Pa.)
2023-24	Jordan McFadden	OL	Clemson

72

Years Worn	Player	Pos.	College
1960	Sam DeLuca*	T	South Carolina
1964-69	Gary Kirner	G/T	Southern California
1970	Joe Owens	DE	Alcorn A&M
1975	Gary Johnson*	DT	Grambling
1976	Ron Singleton	T	Grambling State
1981	Jeff Williams	T	Rhode Island
1984	Rickey Hagood	NT	South Carolina
1986	Jeff Walker	G	Memphis State
1987	Emil Slovacek	T	Stephen F. Austin
1987-88	Karl Wilson	DE	Louisiana State
1991-96	Harry Swayne	T	Rutgers
1998	Troy Sienkiewicz*	G	New Mexico State
2000	Mike Pringley	DE	North Carolina
2003	Courtney Van Buren*	T	Arkansas-Pine Bluff
2004-07	Roman Oben	T	Louisville
2012	Stephen Schiling*	T	Michigan
2014	Tenny Palepoi*	DT	Utah
2015-18	Joe Barksdale	T	Louisiana State
2019-20	Ryan Groy	C/G	Wisconsin
2021	Michael Schofield III*	G/T	Michigan

73

Years Worn	Player	Pos.	College
1966	Larry Martin	DT	San Diego State
1967-68	Larry Little	G	Bethune-Cookman
1971-72	Lee Thomas	DE	Jackson State
1974	Bon Boatwright	DT	Oklahoma State
1976-80	Charles DeJurnett	DT	San Jose State
1984	Keith Guthrie	NT	Texas A&M
1988	Darrick Brilz	G	Oregon State
1990	Tom Toth	T	Western Michigan
1991	Mark May	G/T	Pittsburgh
1993	Mike Mooney	T	Georgia Tech
1994-96	Isaac Davis*	G	Arkansas
1998-99	Aaron Taylor	G	Notre Dame
2006-11	Marcus McNeil	T	Auburn
2016-17	Spencer Pulley	C/G	Vanderbilt
2020	Tyree St. Louis	G/T	Miami
2022-24	Foster Sarell	T	Stanford

74

Years Worn	Player	Pos.	College
1960-69	Ron Mix	T	Southern California
1974-75	Dave Rowe	DT	Penn State
1975-83	Louie Kelcher	DT	SMU
1985-87	Jim Lachey	T	Ohio State
1988	Chris Gambol	T	Iowa
1989	Brett Miller	DT	Iowa
1993-94	Eric Jonassen	T	Bloomsburg (Pa.)
1998-2001	Raleigh Roundtree	G/T	South Carolina State
2003-11	Jacques Cesaire	DE	Southern Conn. State
2012	Reggie Wells	T	Clarion
2013-14	Rich Ohrnberger	C/G	Penn State
2015-16	Orlando Franklin	G	Miami
2017	Michael Ola*	T	Hampton (Va.)
2020-22	Storm Norton	T	Toledo

75

Years Worn	Player	Pos.	College
1960-67	Ernie Wright*	T	Ohio State
1969-70	Gene Ferguson	T	Norfolk Div. of Va. State College
1971	Gary Nowak	T	Michigan State
1972-73	Deacon Jones	DE	Mississippi Valley State
1974	Raymond Baylor	DE	Texas Southern
1974-75	Dave Tipton	DE	Stanford
1982-84	Andrew Gissinger	T	Syracuse
1986	Curt DiGiacomo	G	Arizona
1987	Les Miller*	DE	Fort Hays State
1987-91	Joe Phillips	DE/DT	SMU
1996-97	Tony Berti*	T	Colorado
2001-03	Marcellus Wiley	DE	Columbia
2004-05	Leander Jordan	T	Indiana (Pa.)
2009	Corey Clark	T	Texas A&M
2011	Tony Moll	G/T	Nevada
2012	Damik Scafe	DE	Boston College
2014	Jeremiah Sirles	G/T	Nebraska
2015-17	Chris Hairston	G/T	Clemson
2018-19	Michael Schofield III*	G/T	Michigan
2020-21	Bryan Bulaga	T	Iowa
2023	Austen Pleasants	G/T	Ohio
2024	Bradley Bozeman	C	Alabama

76

Years Worn	Player	Pos.	College
1960	Gary Finneran	DT	Southern California
1961-64	Henry Schmidt	DT	Trinity (Texas)
1966-75	Terry Owens	T	Jacksonville State (Ala.)
1981-85	Keith Ferguson	DE	Ohio State
1987	Willard Goff	DT	Illinois
1987-92	Broderick Thompson	G/T	Kansas
1998-2009	Jamal Williams	DT	Oklahoma State
2010-11	Cam Thomas*	DT	North Carolina
2013-16	D.J. Fluker	T	Alabama
2017-19	Russell Okung	T	Oklahoma State
2020	Forrest Lamp*	G	Western Kentucky
2021	Oday Aboushi	G	Virginia
2022-23	Will Clapp	C/G	Louisiana State
2024	Joe Alt	T	Notre Dame

77

Years Worn	Player	Pos.	College
1961-65	Ernie Ladd	DT	Grambling
1966-67	Jim Griffin	DT	Grambling
1968-70	Robert Wells	T	Johnson C. Smith (N.C.)
1971-73	Ron East	DT	Montana State
1974-75	John Teerlinck	DT	Western Illinois
1978	Milton Hardaway	T	Oklahoma State
1981-87	Sam Claphan	T	Oklahoma
1987	Curtis Rouse*	G/T	Chattanooga
1988	John Clay	T	Missouri
1991-93, '95-96	Eric Moten	G	Michigan State
1997	Isaac Davis*	G	Arkansas
2000-03	Damion McIntosh	T	Kansas State
2004-05	Toniu Fonoti*	G	Nebraska
2013-16	King Dunlap	T	Auburn
2018-19	Forrest Lamp*	G	Western Kentucky
2022-24	Zion Johnson	G	Boston College

78

Years Worn	Player	Pos.	College
1961	Gene Sewalski	T	Purdue
1962	Richard Hudson	T	Memphis State
1963-73	Walt Sweeney	G	Syracuse
1974	Bob Brown	DT	Arkansas AM&N
1983-87	Chuck Ehin	DE/NT	Brigham Young
1989-90	Joel Patten	T	Duke
2002-05	DeQuincy Scott	DT	Southern Mississippi
2009	Andre Coleman	DE	Albany
2010	Adam Terry	T	Syracuse
2011-12	Jared Gaither	T	Maryland
2013-14	Chad Rinehart	G	Northern Iowa
2015-16	Tyreek Burwell	T	Cincinnati
2017	Michael Schofield III*	G/T	Michigan
2019	Trent Scott*	T	Grambling State
2022	Zack Bailey	T	South Carolina

79

Years Worn	Player	Pos.	College
1961-62	Bill Hudson	DT	Clemson
1963-67	George Gross	DT	Auburn
1970-71	Andy Rice	DT	Texas Southern
1972	Ernie Wright*	T	Ohio State
1973-75	Coy Bacon	DE	Jackson State
1976-84	Gary Johnson*	DT	Grambling
1987	Curtis Rouse*	G/T	Chattanooga
1989	Joey Howard	T	Tennessee
1990, '92	Tony Savage	NT	Washington State
1997-98	Marcus Price	T	Louisiana State
2002	Sammy Williams	T	Oklahoma
2003	Solomon Page	T	West Virginia
2004-08	Mike Goff	G	Iowa
2009	Jon Runyan	T	Michigan
2012-13	Mike Harris	T	UCLA
2014-17	Kenny Wiggins	G/T	Fresno State
2019-24	Trey Pipkins III	T	Sioux Falls

80†

Years Worn	Player	Pos.	College
1960-62	Ron Nery	DE	Kansas State
1966-69	Houston Ridge	DT	San Diego State
1971-72	Kevin Hardy	DT	Notre Dame
1973-74	Gary Parris	TE	Florida State
1975	Dwight McDonald*	WR	San Diego State
1976-78	Jeff West*	P	Cincinnati
1979-87	**Kellen Winslow**	**TE**	**Missouri**
1989	Wayne Walker	WR	Texas Tech
1991-95	Shawn Jefferson	WR	Central Florida
1996-99	Bryan Still	WR	Virginia Tech
2000-02	Curtis Conway	WR	Southern California
2003	Stephen Alexander*	TE	Oklahoma
2004	Micah Ross*	WR	Jacksonville
2006-15	Malcom Floyd*	WR	Wyoming
2017-19	Sean Culkin	TE	Missouri
2021	Maurice Ffrench	WR	Pittsburgh

†Honored for Winslow in 2023.

81

Years Worn	Player	Pos.	College
1960-62	Maury Schleicher	DE	Penn State
1965	Sammie Taylor	WR	Grambling
1966	Dave Plump	DB	Fresno State
1966-71, '74	Jeff Staggs	LB	San Diego State
1972	John Andrews	TE	Indiana
1973	Ron Holliday	WR	Pittsburgh
1975	Melvin Baker	WR	Texas Southern
1981	Aundra Thompson	WR	East Texas State
1981-82	Scott Fitzkee	WR	Penn State
1983	Roger Carr	WR	Louisiana Tech
1984	Steve Bird	WR	Eastern Kentucky
1986-87	Tim Ware	WR	Southern California
1987	Calvin Muhammad	WR	Texas Southern
1988	Anthony Jones	TE	Wichita State
1988	Wilbur Strozier	TE	Georgia
1989	Mark Walczak*	TE	Arizona
1998	Wendell Davis	TE	Temple
1990-93	Nate Lewis	WR	Oregon Tech
1994-97	Tony Martin	WR	Mesa State
1999-2001	Jeff Graham	WR	Ohio State
2002	Stephen Alexander*	TE	Oklahoma
2003-09	Kasim Osgood	WR	San Diego State
2010-12	Randy McMichael	TE	Georgia
2013	Jake Byrne	TE	Wisconsin
2015	Javontee Herndon	WR	Arkansas
2016	Gerremy Davis*	WR	Connecticut
2017-23	Mike Williams	WR	Clemson
2024	Will Dissly	TE	Washington

82

Years Worn	Player	Pos.	College
1960	Ralph Anderson	TE	Los Angeles State
1962-66	Bob Mitinger*	LB	Penn State
1967-71	Steve DeLong*	DE	Tennessee
1972-73	Tim Rossovich	LB	Southern California
1974	Dave Grannell	TE	Arizona State
1975-78	Pat Curran	TE	Lakeland
1981	Billy Brooks	WR	Oklahoma
1982-84	Bob Duckworth	WR	Arkansas
1987	Tag Rome	WR	Northeast Louisiana
1987-92	Rod Bernstine	RB/TE	Texas A&M
1993	Mike Dyal	TE	Texas A&I
1994-95	Mark Seay*	WR	Long Beach State
1997-99	Charlie Jones*	WR	Fresno State
2000-01	Trevor Gaylor	WR	Miami (Ohio)
2002-05	Reche Caldwell	WR	Florida
2006	Greg Camarillo	WR	Stanford
2010-11	Kory Sperry	TE	Colorado State
2019-21	Stephen Anderson*	TE	California
2022	Richard Rodgers	TE	California
2023	Alex Erickson	WR	Wisconsin
2024	Brenden Rice	WR	Southern California
2024	Dez Fitzpatrick	WR	Louisville

83

Years Worn	Player	Pos.	College
1960-65	Dave Kocourek	TE	Wisconsin
1966-70	Willie Frazier	TE	Arkansas AM&N
1972	Mike Carter	WR	Sacramento State
1975	Joe Sweet	WR	Tennessee State
1976	Larry Mialik	TE	Wisconsin
1978-80	John Jefferson	WR	Arizona State
1984	Bob Micho	TE	Texas
1985-86	Trumaine Johnson	WR	Grambling State
1987	Bruce Davis	WR	Baylor
1988-93	Anthony Miller	WR	Tennessee
1994-96	Andre Coleman	WR/KR	Kansas State
1998	John Burke	TE	Virginia Tech
1999-2001	Steve Heiden	TE	San Diego State
2002-03	Josh Norman	TE	Oklahoma
2004	Bobby Shaw	WR	California
2004	Wes Welker	WR	Texas Tech
2005-11	Vincent Jackson	WR	Northern Colorado
2013-15	John Phillips	TE	Virginia
2016	Griff Whalen	WR	Stanford
2020	Tyron Johnson	WR	Oklahoma State
2021-22	Michael Bandy	WR	San Diego
2023	Nick Vannett	TE	Ohio State
2024	Eric Tomlinson	TE	UTEP

84

Years Worn	Player	Pos.	College
1960-63	Paul Maguire	LB/P	The Citadel
1967	John Baker	LB	Mississippi State
1968	Martin Baccaglio	DE	San Jose State
1970-71	Walker Gillette	WR	Richmond
1972-73	Dave Williams	WR	Washington
1977-79	Bob Klein	TE	Southern California
1980-81	Ron Smith	WR	San Diego State
1983	Hosea Fortune	WR	Rice
1984	Ron Egloff	TE	Wisconsin
1985	Chris Faulkner	TE	Florida
1987	Al Williams	WR	Nevada
1989	Chris Gannon	TE	Southwestern Louisiana
1990	Walter Wilson	WR	East Carolina
1991	Yancey Thigpen	WR	Winston-Salem State
1992	Robert Claiborne	WR	San Diego State
1993	Mark Seay*	WR	Long Beach State
1994	Aaron Laing	TE	New Mexico State
1995-96	Omar Ellison	WR	Florida State
1997	Ray Crittenden	WR	Virginia Tech
1998	Webster Slaughter	WR	San Diego State
1999-2000	Reggie Davis	TE	Washington
2001	Josh Whitman	TE	Illinois
2002-05	Justin Peelle	TE	Oregon
2007-10	Buster Davis	WR	Louisiana State
2012	Danario Alexander	WR	Missouri
2016-17	Sean McGrath	TE	Henderson State
2020-21	KJ Hill Jr.	WR	Ohio State
2023-24	Stone Smartt*	TE	Old Dominion

85

Years Worn	Player	Pos.	College
1962	Paul Miller	DT	Louisiana State
1963-66	Bob Petrich	DE	West Texas State
1968-69	Russ Washington*	DT	Missouri
1971	John Tanner	LB	Tennessee Tech
1974	Jim Beirne	WR	Purdue
1976-78	Artie Owens*	WR	West Virginia
1981-88	Eric Sievers	TE	Maryland
1987	Harry Holt	TE	Arizona
1989	Andy Parker	TE	Utah
1990	Scott Schwedes	WR	Syracuse
1990-91	Kitrick Taylor	WR	Washington State
1992	Walter Stanley	WR	Mesa
1993-94	Johnnie Barnes*	WR	Hampton (Va.)
1997-98	Latario Rachal	WR	Fresno State
1998	Tony Gaiter	WR/KR	Miami
1999	Robert Reed	WR	Lambuth (Tenn.)
2001-02	Tim Dwight*	WR	Iowa
2003-18	Antonio Gates	TE	Kent State

86

Years Worn	Player	Pos.	College
1961-66	Earl Faison	DE	Indiana
1967-70	Ron Billingsley	DT	Wyoming
1971	Wes Grant	DE	UCLA
1973-74	James Thaxton	TE	Tennessee State
1975	Marlin Briscoe	WR	Omaha
1979-80	John Floyd	WR	Northeast Louisiana
1984-85	Jesse Bendross	WR	Alabama
1987	Tim Moffett	WR	Mississippi
1987-89	Jaime Holland	WR	Ohio State
1992-97	Alfred Pupunu*	TE	Weber State
1997	Shannon Mitchell*	TE	Georgia
1998-2000	Mikhael Ricks*	WR	Stephen F. Austin
2001	Patrick Batteaux	WR	TCU
2002	Dondre Gilliam	WR	Millersville (Pa.)
2003	Grant Mattos	WR	Southern California
2004	Keenan McCardell*	WR	UNLV
2006-09	Brandon Manumaleuna	TE	Arizona
2011, '13, '15	Vincent Brown	WR	San Diego State
2015	Kyle Miller	TE	Mount Union
2016-20	Hunter Henry	TE	Arkansas
2023	Keelan Doss	WR	UC Davis
2024	Laviska Shenault	WR	Colorado

87

Years Worn	Player	Pos.	College
1960-61	Howard Clark	TE	Chattanooga
1965-67	Howard Kindig	DE	Los Angeles State
1968	Andre White	TE	Florida A&M
1970-71	Tom Williams	DT	UC Davis
1972-73	Lionel Aldridge	DE	Utah State
1974	Harrison Davis	WR	Virginia
1976-77	Larry Dorsey	WR	Tennessee State
1978-79	Larry Burton	WR	Purdue
1981-83	Dwight Scales	WR	Grambling State
1987	Kevin Ferguson	TE	Virginia
1988-90	Quinn Early	WR	Iowa
1991-95	Duane Young	TE	Michigan State
1996-97	Brian Roche	TE	San Jose State
1998	Ryan Thelwell	WR	Minnesota
1999	Chris Penn	WR	Tulsa
2000-01	Reggie Jones	WR	Louisiana State
2002	Tamarick Vanover	WR	Florida State
2003-04	Tim Dwight*	WR	Iowa
2005-06	Keenan McCardell*	WR	UNLV
2007	Scott Chandler	TE	Iowa
2010	Kelley Washington	WR	Tennessee
2012	Micheal Spurlock	WR/KR	Mississippi
2017	Jeff Cumberland	TE	Illinois
2019	Lance Kendricks	TE	Wisconsin
2021	Jared Cook	TE	South Carolina
2023-24	Simi Fehoko	WR	Stanford

88

Years Worn	Player	Pos.	College
1960-66	Don Norton	WR	Iowa
1967	Tom Day	DE	A&T College of North Carolina
1971-73	Pettis Norman	TE	Johnson C. Smith (N.C.)
1974	Dick Gordon	WR	Michigan State
1975	Craig Cotton	TE	Youngstown State
1975-77	Chuck Bradley	TE	Oregon
1978-80	Greg McCrary	TE	Clark (Ga.)
1981-87	Pete Holohan	TE	Notre Dame
1988-91	Arthur Cox	TE	Texas Southern
1991	Mark Walczak*	TE	Arizona
1992-96	Deems May	TE	North Carolina
1997-2001	Freddie Jones	TE	North Carolina
2002-06	Eric Parker	WR	Tennessee
2008-10	Kris Wilson	TE	Pittsburgh
2012	Dante Rosario	TE	Oregon
2014-15	David Johnson	TE	Arkansas State
2016	Jeremy Butler	WR	UT Martin
2018-20	Virgil Green	TE	Nevada
2021-23	Tre' McKitty	TE	Georgia
2024	Hayden Hurst	TE	South Carolina

89

Years Worn	Player	Pos.	College
1960	Art Gob	LB	Pittsburgh
1961	Jacque MacKinnon*	TE	Colgate
1962-63	Reggie Carolan	TE	Idaho
1964-65	Ron Carpenter	LB	Texas A&M
1967-68	Ron McCalll	LB	Weber State
1970-71	Art Strozier	TE	Kansas State
1972	John Mackey	TE	Syracuse
1974	Wayne Stewart	TE	California
1976-78	Dwight McDonald*	WR	San Diego State
1981-87	Wes Chandler	WR	Florida
1988	Darren Flutie	WR	Boston College
1989	Anthony Allen	WR	Washington
1990-93	Derrick Walker	TE	Michigan
1994-96	Shannon Mitchell*	TE	Georgia
1997-98	Frank Hartley	TE	Illinois
1999	Alfred Pupunu*	TE	Weber State
2000	Nate Jacquet	WR/PR	San Diego State
2003	David Boston	WR	Ohio State
2004-05	Ryan Krause	TE	Nebraska-Omaha
2007-09	Chris Chambers	WR	Wisconsin
2010	Seyi Ajirotutu*	WR	Fresno State
2012-15	Ladarius Green	TE	Louisiana-Lafayette
2016	Isaiah Burse	WR/KR	Fresno State
2018	JJ Jones	WR	West Georgia
2019	Jason Moore Jr.*	WR	Findlay
2020-23	Donald Parham Jr.	TE	Stetson
2024	Jalen Reagor	WR	Miami

90

Years Worn	Player	Pos.	College
1981-82	John Woodcock	DE	Hawai'i
1983	Bill Elko*	NT	Louisiana State
1984-86	Fred Robinson	DE	Miami
1986	Mack Moore	DE	Texas A&M
1990	Richard Brown	LB	San Diego State
1991	Mike Wilcher	LB	North Carolina
1992-94	Reggie White	DT	North Carolina A&T
1995	Sebastian Barrie	DT	Liberty
1996-98	Marco Coleman	DE	Georgia Tech
1999-2004	Adrian Dingle	DE	Clemson
2008-10	Antwan Applewhite	LB	San Diego State
2011	Tommie Harris	DE	Oklahoma
2012	Aubrayo Franklin	DT	Tennessee
2013	Thomas Keiser	OLB	Stanford
2014-15	Ricardo Mathews	DT	Cincinnati
2016	Ryan Carrethers*	NT	Arkansas State
2020	Jessie Lemioner	DE	Liberty
2021	Eric Banks	DL	UTSA
2021	Andrew Brown	DL	Virginia
2022	Tyeler Davison	DL	Fresno State
2023	Brevin Allen	OLB	Campbell
2024	Teair Tart	DL	Florida International

91

Years Worn	Player	Pos.	College
1982-84	Richard Ackerman	DE	Memphis State
1984-85	Tony Chickillo	NT	Miami
1986, '88-95	Leslie O'Neal	DE	Oklahoma State
1997	Van Tuinei	DE	Arizona
2000	Neil Smith	DE	Nebraska
2002	Shawn Price	DT	Pacific
2003	Omari Hand	DE	Tennessee
2006-07	Brandon McKinney	DT	Michigan State
2009-11	Ogemdi Nwagbuo	DT	Michigan State
2011	Everette Brown	OLB	Florida State
2012-15	Kendall Reyes	DE	Connecticut
2016	Caraun Reid	DT	Princeton
2018	Justin Jones*	DT	North Carolina State
2019-20	Cortez Broughton	DT	Cincinnati
2021	Forrest Merrill	DL	Arkansas State
2022-23	Christopher Hinton	DL	Michigan

92

Years Worn	Player	Pos.	College
1984	Eric Williams	LB	Southern California
1985	Scott Garnett	NT	Washington
1986-87	Dee Hardison	DE	North Carolina
1989-93	Burt Grossman	DE	Pittsburgh
1994	David Griggs	OLB	Virginia
1999	Cedric Harden	DE	Florida A&M
2000	Darren Mickell	DE	Florida
2002-04	Jason Fisk	DT	Stanford
2005-08	Marques Harris*	LB	Southern Utah
2009-12	Vaughn Martin	DE	Western Ontario (Canada)
2013	Cam Thomas*	DT	North Carolina
2014-15	Ryan Carrethers*	NT	Arkansas State
2016-19	Brandon Mebane	NT	California
2020-22	Joe Gaziano	DL	Northwestern
2023	Andrew Farmer II	OLB	Lane (Tenn.)
2024	Justin Eboigbe	DL	Alabama

93

Years Worn	Player	Pos.	College
1985-87	Earl Wilson	DE	Kentucky
1987	Duane Pettitt	DE	San Diego State
1988	Tyrone Keys	DE	Mississippi State
1991-92	George Thorton	DT	Alabama
1994-96	Reuben Davis	DT	North Carolina
2000	Antoine Simpson	DT	Houston
2001	Carlos Polk*	OLB	Nebraska
2002	Chris Demaree	DE	Kentucky
2003	Otis Leverette	DE	UAB
2004	Eric Downing	DT	Syracuse
2005-11	Luis Castillo	DE	Northwestern
2012	Cam Thomas*	DT	North Carolina
2013-14	Dwight Freeney	OLB	Syracuse
2015-18	Darius Philon	DE/DT	Arkansas
2019-21	Justin Jones*	DT	North Carolina State
2022-24	Otito Ogbonnia	DL	UCLA

94

Years Worn	Player	Pos.	College
1987-88, '91	Randy Kirk	LB	San Diego State
1992-96, '98-99	Chris Mims	DE	Tennessee
1997	Michael Mohring*	DT	Pittsburgh
2000	Shannon Taylor	OLB	Virginia
2001	Maa Tanuvasa	DT	Hawai'i
2004	Robert Pollard	DE	TCU
2006	Akbar Gbaja-Biamila	LB	San Diego State
2007-10	Jyles Tucker	LB	Wake Forest
2011-18	Corey Liuget	DT	Illinois
2021-23	Chris Rumph II	OLB	Duke

95

Years Worn	Player	Pos.	College
1988-89	Joe Campbell	OLB	New Mexico State
1991	Mitchell Benson	DT	TCU
1993	Jeff Brady	LB	Kentucky
1994	Les Miller*	DE	Fort Hays State
1996	Vernon Edwards	DE	SMU
1997-98	William Fuller	DE	North Carolina
1999-2001	Al Fontenot	DE	Baylor
2003	Joe Salave'a	DT	Arizona
2004-12	Shaun Phillips	LB	Purdue
2013	Kwame Geathers	DT	Georgia
2016-17	Tenne Palepoi*	DT	Utah
2018-19	T.Y. McGill Jr.	DT	North Carolina State
2020	Linval Joseph*	NT	East Carolina
2021-22	Christian Covington	DL	Rice
2023	Nick Williams	DL	Samford
2024	Poona Ford	DL	Texas

96

Years Worn	Player	Pos.	College
1986	Lester Williams	NT	Miami
1986-87, '92-94	Blaise Winter	DE	Syracuse
1987-88	Keith Baldwin	DE	Texas A&M
1995-96	Don Sasa	DT	Washington State
1997-99	Norman Hand	DT	Mississippi
2000-03	Leonardo Carson	DT	Auburn
2004-05	Dave Ball	DE	UCLA
2008	Keith Grennan	DE	Eastern Washington
2009-10	Travis Johnson	DT	Florida State
2012-14	Jarret Johnson	OLB	Alabama
2015	Mitch Unrein	DT	Wyoming
2019	Sylvester Williams	DT	North Carolina
2020-22	Breiden Fehoko	DL	Louisiana State

97

Years Worn	Player	Pos.	College
1985, '87	Tony Simmons	DE	Tennessee
1988-91	George Hinkle	DT	Arizona
1994-2001	John Parrella	DT	Nebraska
2005-08	Ryon Bingham	DT	Nebraska
2010	David Herron	LB	Michigan State
2011-13	Bront Bird	LB	Texas Tech
2014-17	Jeremiah Attaochu*	OLB	Georgia Tech
2018-24	Joey Bosa*	DE/OLB	Ohio State

98

Years Worn	Player	Pos.	College
1986-87	Terry Unrein	NT	Colorado State
1989-90	Gerald Robinson	DE	Auburn
1991	Skip McClendon	DE	Arizona State
1992	Jim Skow	DE	Nebraska
1992-97	Shawn Lee	DT	North Alabama
1998-2001	Michael Mohring*	DT	Pittsburgh
2005-06	Derreck Robinson	DE	Iowa
2008-09	Ian Scott	DT	Florida
2010-12	Antwan Barnes	OLB	Florida International
2013-15	Sean Lissemore	DT	William & Mary
2017-20	Isaac Rochell	DE	Notre Dame
2021	Linval Joseph*	DL	East Carolina
2022-23	Austin Johnson	DL	Penn State

99

Years Worn	Player	Pos.	College
1978-82	Wilbur Young	DE/DT	William Penn
1984-90	Lee Williams	DE	Bethune-Cookman
1992	Eugene Marve	LB	Saginaw Valley State
1993-99, 2001-03	Raylee Johnson	DE	Arkansas
2004-08	Igor Olshansky	DE	Oregon
2009-10	Kevin Burnett	LB	Tennessee
2011	Travis LaBoy	LB	Hawai'i
2013	Adrian Robinson	OLB	Temple
2013	Jarius Wynn	DE	Georgia
2014-15	Cordarro Law	OLB	Southern Mississippi
2016-18	Joey Bosa*	DE	Ohio State
2019-22	Jerry Tillery	DL	Notre Dame
2023	Scott Matlock*	DL	Boise State

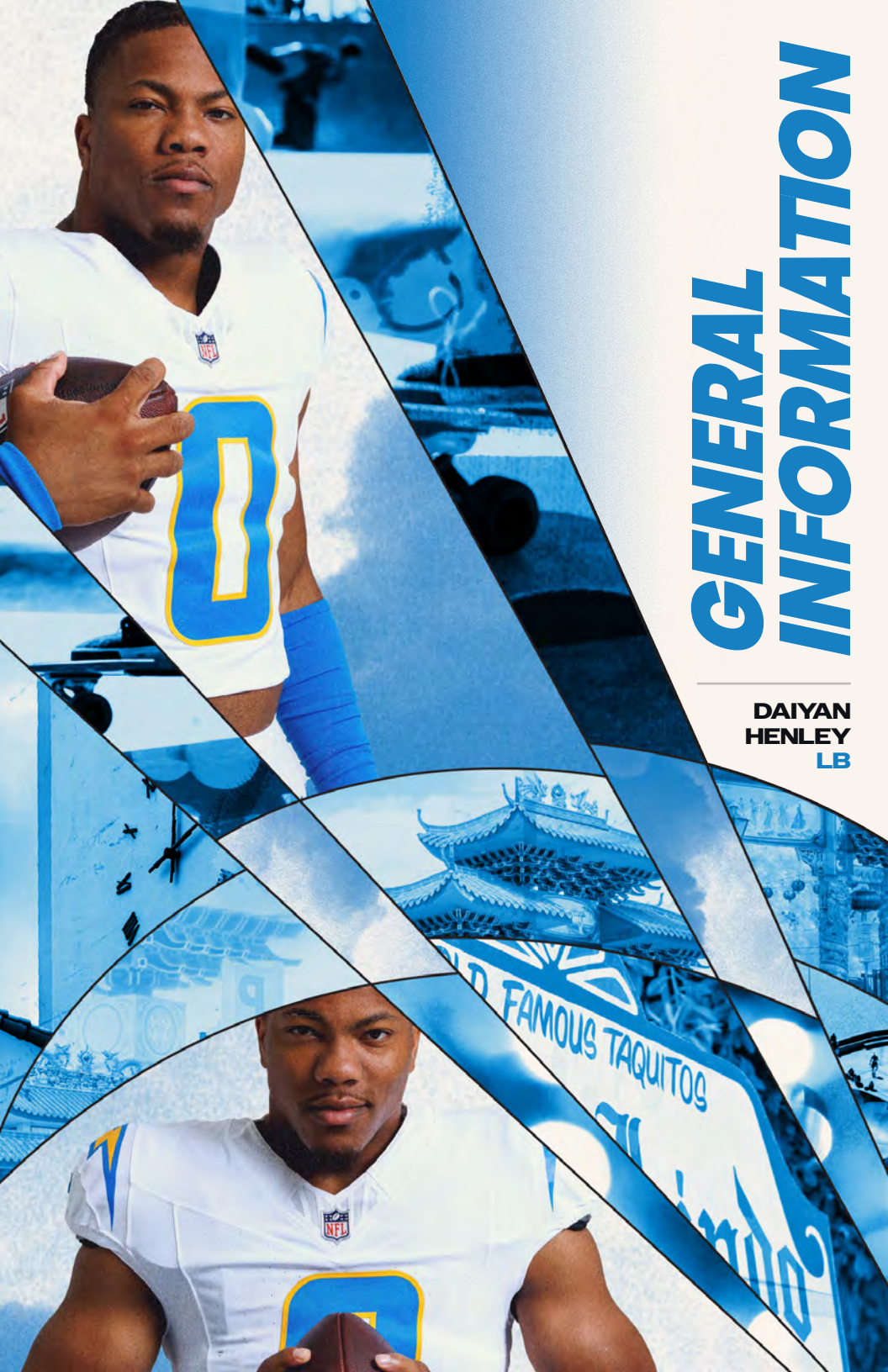

GENERAL INFORMATION

DAIYAN HENLEY
LB

2025 NFL SCHEDULE

All Times Pacific

**Sunday Night Football games in Weeks 5-17 are subject to change; Week 18 game is TBD.*

Monday Night Football games in Weeks 12-17 are subject to change.

Thursday Night Football games in Weeks 13-17 are subject to change.

This season, "flexible scheduling" for Sunday Night Football may be used up to twice between Weeks 5-10, and in the NFL's discretion during Weeks 11-17; for Monday Night Football at the NFL's discretion in Weeks 12-17; and for Thursday Night Football it may be used up to twice between Weeks 13-17. During these Flex Scheduling Windows, the games initially scheduled for Sunday Night Football (on NBC), Monday Night Football (on ESPN or ABC), and Thursday Night Football (on Amazon Prime Video) are tentatively scheduled and subject to change. Only Sunday afternoon games (or those listed as TBD) are eligible to be moved to Sunday night, Monday night, or Thursday Night, in which case the initially scheduled Thursday/Sunday/Monday night game would be moved to Sunday afternoon. Sunday afternoon games may also be moved between 1:00 p.m. and 4:05 p.m. or 4:25 p.m. ET.

HALL OF FAME GAME

Thursday, July 31, 2025
Chargers at Lions 5:00pm

PRESEASON WEEK 1

Thursday, August 7, 2025
Colts at Ravens 4:00pm
Bengals at Eagles 4:30pm
Raiders at Seahawks 7:00pm
Friday, August 8, 2025
Lions at Falcons 4:00pm
Browns at Panthers 4:00pm
Commanders at Patriots . . . 4:30pm
Saturday, August 9, 2025
Giants at Bills 10:00am
Texans at Vikings 1:00pm
Steelers at Jaguars 4:00pm
Cowboys at Rams 4:00pm
Titans at Buccaneers 4:30pm
Chiefs at Cardinals 5:00pm
Jets at Packers 5:00pm
Broncos at 49ers 5:30pm
Sunday, August 10, 2025
Dolphins at Bears 10:00am
Saints at Chargers 1:05pm

PRESEASON WEEK 2

Thursday, August 15, 2025
Titans at Falcons 4:00pm
Chiefs at Seahawks 7:00pm
Saturday, August 16, 2025
Dolphins at Lions 10:00am
Panthers at Texans 10:00am
Packers at Colts 10:00am
Patriots at Vikings 10:00am
Browns at Eagles 10:00am
49ers at Raiders 1:00pm
Ravens at Cowboys 4:00pm
Chargers at Rams 4:00pm
Jets at Giants 4:00pm
Buccaneers at Steelers 4:00pm
Cardinals at Broncos 6:30pm
Sunday, August 17, 2025
Jaguars at Saints 10:00am
Bills at Bears 5:00pm
Monday, August 18, 2025
Bengals at Commanders . . . 5:00pm

PRESEASON WEEK 3

Thursday, August 21, 2025
Steelers at Panthers 4:00pm
Patriots at Giants 5:00pm
Friday, August 22, 2025
Eagles at Jets 4:30pm
Vikings at Titans 5:00pm
Falcons at Cowboys 5:00pm
Bears at Chiefs 5:20pm
Saturday, August 23, 2025
Ravens at Commanders 9:00am
Colts at Bengals 10:00am
Rams at Browns 10:00am
Texans at Lions 10:00am
Broncos at Saints 10:00am
Seahawks at Packers 1:00pm
Jaguars at Dolphins 4:00pm
Bills at Buccaneers 4:30pm
Chargers at 49ers 5:30pm
Raiders at Cardinals 7:00pm

WEEK 1

Thursday, September 4, 2025
Cowboys at Eagles 5:20pm
Friday, September 5, 2025
Chiefs at Chargers 5:00pm*
Sunday, September 7, 2025
Buccaneers at Falcons 10:00am
Bengals at Browns 10:00am
Dolphins at Colts 10:00am
Panthers at Jaguars 10:00am
Raiders at Patriots 10:00am
Cardinals at Saints 10:00am
Steelers at Jets 10:00am
Giants at Commanders 10:00am
Titans at Broncos 1:05pm
49ers at Seahawks 1:05pm
Lions at Packers 1:25pm
Texans at Rams 1:25pm
Ravens at Bills 5:20pm
Monday, September 8, 2025
Vikings at Bears 5:15pm
**Game played at Corinthians Arena in São Paulo*

WEEK 2

Thursday, September 11, 2025
Commanders at Packers 5:15pm
Sunday, September 14, 2025
Browns at Ravens 10:00am
Jaguars at Bengals 10:00am
Giants at Cowboys 10:00am
Bears at Lions 10:00am
Patriots at Dolphins 10:00am
49ers at Saints 10:00am
Bills at Jets 10:00am
Seahawks at Steelers 10:00am
Rams at Titans 10:00am
Panthers at Cardinals 1:05pm
Broncos at Colts 1:05pm
Eagles at Chiefs 1:25pm
Falcons at Vikings 5:20pm
Monday, September 15, 2025
Buccaneers at Texans 4:00pm
Chargers at Raiders 7:00pm

WEEK 3

Thursday, September 18, 2025
Dolphins at Bills 5:15pm
Sunday, September 21, 2025
Falcons at Panthers 10:00am
Packers at Browns 10:00am
Texans at Jaguars 10:00am
Bengals at Vikings 10:00am
Steelers at Patriots 10:00am
Rams at Eagles 10:00am
Jets at Buccaneers 10:00am
Colts at Titans 10:00am
Raiders at Commanders 10:00am
Broncos at Chargers 1:05pm
Saints at Seahawks 1:05pm
Cowboys at Bears 1:25pm
Cardinals at 49ers 1:25pm
Chiefs at Giants 5:20pm
Monday, September 22, 2025
Lions at Ravens 5:15pm

WEEK 4

Thursday, September 25, 2025
Seahawks at Cardinals 5:15pm
Sunday, September 28, 2025
Vikings at Steelers* 6:30am
Commanders at Falcons 10:00am
Saints at Bills 10:00am
Browns at Lions 10:00am
Titans at Texans 10:00am
Panthers at Patriots 10:00am
Chargers at Giants 10:00am
Eagles at Buccaneers 10:00am
Colts at Rams 1:05pm
Jaguars at 49ers 1:05pm
Ravens at Chiefs 1:25pm
Bears at Raiders 1:25pm
Packers at Cowboys 5:20pm
Monday, September 29, 2025
Jets at Dolphins 4:15pm
Bengals at Broncos 5:15pm
**Game played at Croke Park in Dublin*

WEEK 5

Thursday, October 2, 2025
49ers at Rams 5:15pm
Sunday, October 5, 2025
Vikings at Browns* 6:30am
Texans at Ravens 10:00am
Dolphins at Panthers 10:00am
Raiders at Colts. 10:00am
Giants at Saints. 10:00am
Cowboys at Jets. 10:00am
Broncos at Eagles. 10:00am
Titans at Cardinals 1:05pm
Buccaneers at Seahawks. . . . 1:05pm
Lions at Bengals 1:25pm
Commanders at Chargers. . . 1:25pm
Patriots at Bills 5:20pm
Monday, October 6, 2025
Chiefs at Jaguars 5:15pm
Bye: *Falcons, Bears, Packers, Steelers*
**Game played at Tottenham Hotspur Stadium in London*

WEEK 6

Thursday, October 9, 2025
Eagles at Giants 5:15pm
Sunday, October 12, 2025
Broncos at Jets* 6:30am
Rams at Ravens 10:00am
Cowboys at Panthers. 10:00am
Cardinals at Colts 10:00am
Seahawks at Jaguars 10:00am
Chargers at Dolphins 10:00am
Browns at Steelers 10:00am
49ers at Buccaneers 10:00am
Titans at Raiders. 1:05pm
Bengals at Packers. 1:25pm
Patriots at Saints 1:25pm
Lions at Chiefs. 5:20pm
Monday, October 13, 2025
Bills at Falcons 4:15pm
Bears at Commanders 5:15pm
Bye: *Texans, Vikings*
**Game played at Tottenham Hotspur Stadium in London*

WEEK 7

Thursday, October 16, 2025
Steelers at Bengals. 5:15pm
Sunday, October 19, 2025
Rams at Jaguars* 6:30am
Saints at Bears 10:00am
Dolphins at Browns 10:00am
Raiders at Chiefs. 10:00am
Eagles at Vikings 10:00am
Panthers at Jets 10:00am
Patriots at Titans 10:00am
Giants at Broncos. 1:05pm
Colts at Chargers. 1:05pm
Packers at Cardinals. 1:25pm
Commanders at Cowboys. . . 1:25pm
Falcons at 49ers 5:20pm
Monday, October 20, 2025
Buccaneers at Lions. 4:00pm
Texans at Seahawks. 7:00pm
Bye: *Ravens, Bills*
**Game played at Wembley Stadium in London*

WEEK 8

Thursday, October 23, 2025
Vikings at Chargers. 5:15pm
Sunday, October 26, 2025
Dolphins at Falcons 10:00am
Bears at Ravens 10:00am
Bills at Panthers 10:00am
Jets at Bengals 10:00am
49ers at Texans 10:00am
Browns at Patriots 10:00am
Giants at Eagles 10:00am
Buccaneers at Saints 1:05pm
Cowboys at Broncos 1:25pm
Titans at Colts. 1:25pm
Packers at Steelers. 5:20pm
Monday, October 27, 2025
Commanders at Chiefs 5:15pm
Bye: *Cardinals, Lions, Jaguars, Raiders, Rams, Seahawks*

WEEK 9

Thursday, October 30, 2025
Ravens at Dolphins. 5:15pm
Sunday, November 2, 2025
Bears at Bengals. 10:00am
Vikings at Lions. 10:00am
Panthers at Packers 10:00am
Broncos at Texans 10:00am
Falcons at Patriots 10:00am
49ers at Giants 10:00am
Colts at Steelers 10:00am
Chargers at Titans. 10:00am
Saints at Rams. 1:05pm
Jaguars at Raiders 1:05pm
Chiefs at Bills. 1:25pm
Seahawks at Commanders . . 5:20pm
Monday, November 3, 2025
Cardinals at Cowboys 5:20pm
Bye: *Browns, Jets, Eagles, Buccaneers*

WEEK 10

Thursday, November 6, 2025
Raiders at Broncos. 5:15pm
Sunday, November 9, 2025
Falcons at Colts*. 6:30am
Saints at Panthers. 10:00am
Giants at Bears 10:00am
Jaguars at Texans. 10:00am
Bills at Dolphins 10:00am
Ravens at Vikings. 10:00am
Browns at Jets 10:00am
Patriots at Buccaneers. 10:00am
Cardinals at Seahawks. 1:05pm
Rams at 49ers. 1:25pm
Lions at Commanders 1:25pm
Steelers at Chargers 5:20pm
Monday, November 10, 2025
Eagles at Packers 5:15pm
Bye: *Bengals, Cowboys, Chiefs, Titans*
**Game played at Olympic Stadium in Berlin*

WEEK 11

Thursday, November 13, 2025
Jets at Patriots 5:15pm
Sunday, November 16, 2025
Commanders at Dolphins* . . 6:30am
Panthers at Falcons 10:00am
Buccaneers at Bills. 10:00am
Chargers at Jaguars 10:00am
Bears at Vikings 10:00am
Packers at Giants 10:00am
Bengals at Steelers. 10:00am
Texans at Titans 10:00am
49ers at Cardinals 1:05pm
Seahawks at Rams 1:05pm
Ravens at Browns. 1:25pm
Chiefs at Broncos 1:25pm
Lions at Eagles 5:20pm
Monday, November 17, 2025
Cowboys at Raiders. 5:15pm
Bye: *Colts, Saints*
**Game played at Bernabéu Stadium in Madrid*

WEEK 12

Thursday, November 20, 2025
Bills at Texans 5:15pm
Sunday, November 23, 2025
Jets at Ravens. 10:00am
Steelers at Bears. 10:00am
Patriots at Bengals. 10:00am
Giants at Lions 10:00am
Vikings at Packers 10:00am
Colts at Chiefs. 10:00am
Seahawks at Titans. 10:00am
Jaguars at Cardinals. 1:05pm
Browns at Raiders 1:05pm
Eagles at Cowboys. 1:25pm
Falcons at Saints. 1:25pm
Buccaneers at Rams. 5:20pm
Monday, November 24, 2025
Panthers at 49ers 5:20pm
Bye: *Broncos, Chargers, Dolphins, Commanders*

WEEK 13

Thursday, November 27, 2025
Packers at Lions 10:00am
Chiefs at Cowboys 1:30pm
Bengals at Ravens 5:20pm
Friday, November 28, 2025
Bears at Eagles 12:00pm
Sunday, November 30, 2025
Rams at Panthers 10:00am
49ers at Browns 10:00am
Texans at Colts 10:00am
Saints at Dolphins. 10:00am
Falcons at Jets 10:00am
Cardinals at Buccaneers . . . 10:00am
Jaguars at Titans 10:00am
Vikings at Seahawks 1:05pm
Raiders at Chargers. 1:25pm
Bills at Steelers 1:25pm
Broncos at Commanders. . . . 5:20pm
Monday, December 1, 2025
Giants at Patriots 5:15pm

WEEK 14

Thursday, December 4, 2025
Cowboys at Lions..... 5:15pm
Sunday, December 7, 2025
Seahawks at Falcons 10:00am
Steelers at Ravens 10:00am
Titans at Browns.....10:00am
Bears at Packers.....10:00am
Colts at Jaguars 10:00am
Commanders at Vikings ...10:00am
Dolphins at Jets 10:00am
Saints at Buccaneers 10:00am
Broncos at Raiders.....1:05pm
Rams at Cardinals..... 1:25pm
Bengals at Bills 1:25pm
Texans at Chiefs 5:20pm
Monday, December 8, 2025
Eagles at Chargers 5:20pm
Bye: *Panthers, Patriots, Giants, 49ers*

WEEK 15

Thursday, December 11, 2025
Falcons at Buccaneers..... 5:15pm
Sunday, December 14, 2025
Browns at Bears 10:00am
Ravens at Bengals 10:00am
Cardinals at Texans 10:00am
Jets at Jaguars 10:00am
Chargers at Chiefs.....10:00am
Bills at Patriots 10:00am
Commanders at Giants 10:00am
Raiders at Eagles 10:00am
Packers at Broncos..... 1:25pm
Lions at Rams 1:25pm
Panthers at Saints..... 1:25pm
Colts at Seahawks 1:25pm
Titans at 49ers 1:25pm
Vikings at Cowboys 5:20pm
Monday, December 15, 2025
Dolphins at Steelers..... 5:15pm

WEEK 16

Thursday, December 18, 2025
Rams at Seahawks 5:15pm
Saturday, December 20, 2025
Packers at Bears.....TBD
Eagles at Commanders .....TBD
Sunday, December 21, 2025
Patriots at Ravens 10:00am
Buccaneers at Panthers....10:00am
Bills at Browns 10:00am
Chargers at Cowboys 10:00am
Jets at Saints.....10:00am
Vikings at Giants.....10:00am
Chiefs at Titans.....10:00am
Falcons at Cardinals..... 1:05pm
Jaguars at Broncos..... 1:05pm
Steelers at Lions..... 1:25pm
Raiders at Texans..... 1:25pm
Bengals at Dolphins.....5:20pm
Monday, December 22, 2025
49ers at Colts 5:15pm

WEEK 17^

Thursday, December 25, 2025
Cowboys at Commanders..10:00am
Lions at Vikings..... 1:30pm
Broncos at Chiefs..... 5:15pm
Sat., Dec. 27, 2025/Sun., Dec. 28, 2025
Seahawks at Panthers .....TBD
Cardinals at Bengals .....TBD
Ravens at Packers .....TBD
Texans at Chargers .....TBD
Giants at Raiders .....TBD
Sunday, December 28, 2025
Steelers at Browns.....10:00am
Jaguars at Colts 10:00am
Buccaneers at Dolphins....10:00am
Patriots at Jets 10:00am
Saints at Titans 10:00am
Eagles at Bills 1:25pm
Bears at 49ers.....5:20pm
Monday, December 29, 2025
Rams at Falcons 5:15pm

^In Week 17, three of five designated matchups will be played on Saturday. Specific dates and start times for the designated Week 17 matchups will be determined and announced at a later date during the season.

WEEK 18^

Sat., Jan. 3, 2026/Sun., Jan. 4, 2026
Saints at Falcons.....TBD
Jets at Bills .....TBD
Lions at Bears .....TBD
Browns at Bengals .....TBD
Chargers at Broncos ..... TBD
Colts at Texans.....TBD
Titans at Jaguars .....TBD
Cardinals at Rams.....TBD
Chiefs at Raiders.....TBD
Packers at Vikings .....TBD
Dolphins at Patriots .....TBD
Cowboys at Giants.....TBD
Commanders at Eagles .....TBD
Ravens at Steelers .....TBD
Seahawks at 49ers.....TBD
Panthers at Buccaneers.....TBD

^In Week 18, two games will be played on Saturday (4:30 p.m. ET and 8 p.m. ET) with the remainder to be played on Sunday afternoon (1 p.m. ET and 4:25 p.m. ET) and one matchup to be played on Sunday night (8:20 p.m. ET). Specific dates, start times, and networks for Week 18 matchups will be determined and announced following the conclusion of Week 17.

WILD CARD PLAYOFFS
January 10-12, 2026

DIVISIONAL PLAYOFFS
January 17-18, 2026

CONFERENCE CHAMPIONSHIPS
Sunday, January 25, 2026

PRO BOWL GAMES
Sunday, February 1, 2026

SUPER BOWL LX
(LEVI'S STADIUM — SANTA CLARA, CALIF.)
Sunday, February 8, 2026

2025 IMPORTANT DATES

Aug.	5	–	If a drafted rookie has not signed with his club by this date, he cannot be traded to any other club in 2025 and may sign a Player Contract only with the drafting club until the day of the Draft in the 2026 League Year.
Aug.	26	–	Rosters cut down to maximum of 53 players on Active/Inactive List by 1 p.m. (PT).
Aug.	27	–	Clubs may establish a Practice Squad, subject to the applicable limits negotiated for the 2025 season.
Sept.	7	–	NFL Kickoff Weekend.
Nov.	4	–	All trading ends at 1 p.m. (PT).
Nov.	5	–	Players with at least four previous pension-credited seasons are subject to the waiver system for the remainder of regular season and postseason.
Nov.	11	–	By 1 p.m. (PT), clubs must sign their franchise players and any unrestricted and restricted free agents to whom June 1 tender was made. If still unsigned after this date, players are prohibited from playing in the NFL in 2025.S
Jan.	5	–	Clubs may begin signing free agent players for the 2026 season.
Jan.	10-12	–	Wild Card Playoffs
Jan.	17-18	–	Divisional Playoffs
Jan.	25	–	AFC and NFC Championship Games
Feb.	1	–	Pro Bowl Games
Feb.	8	–	Super Bowl LX, Levi's Stadium, Santa Clara, Calif.

CHARGERS RADIO NETWORK

As the Chargers' flagship English-language radio partner, iHeartMedia Los Angeles will again air all regular season and postseason Chargers games on KFI AM-640, complete with a two-hour pregame and one-hour postgame show.

Additionally, specially designated regular and postseason games will be simulcast on AM570 LA Sports.

Throughout the season, players, coaches and Chargers personalities will appear in regularly-scheduled segments Monday through Friday on AM570 LA Sports and other iHeartRadio affiliates.

MATT "MONEY" SMITH

PLAY-BY-PLAY

Matt "Money" Smith enters his ninth season handling the play-by-play duties for the Chargers broadcast team. A fixture in Los Angeles sports for more than two decades, Smith is a co-host of the Petros & Money Show on AM 570. He was a fantasy football analyst on the NFL Network's NFL Fantasy Live show and also was regularly featured as part of NFL.com's coverage of the NFL Draft, the NFL Scouting Combine and the Super Bowl.

Additionally, Smith has handled play-by-play for Compass Media Network's coverage of NFL games for over 10 years, NCAA football and NCAA basketball and has also done television play-by-play for the Pac-12 Network and the NFL on FOX. From 2005-09, Smith hosted AM 570's Los Angeles Lakers pregame, halftime and postgame shows, and he was part of the National Association of Broadcasters Hall of Fame morning program 'Kevin and Bean' on KROQ 106.7 FM in Los Angeles from 1995-2005.

DANIEL JEREMIAH

ANALYST

Jeremiah, a former NFL scout who spent a combined eight seasons with three NFL teams prior to joining the NFL Network in 2012, continues to partner with radio play-by-play announcer Matt "Money" Smith and sideline reporter Shannon Farren as the color analyst on KFI AM-640's Chargers game broadcasts.

A 2000 graduate of Appalachian State, where he was a three-year starter at quarterback, Jeremiah began his NFL career as a personnel assistant with the Baltimore Ravens scouting department in 2003 and was promoted to area scout in 2005. Moving to the Cleveland Browns as a National Scout prior to the 2007 season, most recently he served as a West Coast scout for the Philadelphia Eagles from 2010-12.

Currently a regular contributor on NFL.com and NFL Mobile, offering an Xs-and-Os look at players, teams and trends, the El Cajon, Calif., native also plays a vital role on various NFL Network programs such as NFL Total Access and Path to the Draft and is the co-host of the Move the Sticks Podcast with Bucky Brooks.

SHANNON FARREN

SIDELINE REPORTER

Shannon Farren hosts The Gary and Shannon Show on KFI AM-640 Monday through Friday, 10 a.m. - 2 p.m. Before the show debuted in 2015, she spent 15 years reporting on news and sports in Sacramento, Seattle and Los Angeles. 2025 will be Farren's eighth season working the sidelines for the Chargers.

CHARGERS PRESEASON TELECAST

CBS Los Angeles enters its fifth year as the exclusive local television home of Chargers preseason football games in Los Angeles.

NOAH EAGLE

PLAY-BY-PLAY

Noah Eagle enters his fourth season handling the play-by-play duties for the Chargers preseason contests. He calls college football for NBC on Big Ten Saturday Night in primetime as well as the NBA on NBC. He was formerly the play-by-play voice for the Los Angeles Clippers. Eagle also served as an announcer for the 2024 Paris Olympic Games, SEC football on CBS and college football and basketball on FS1. In May 2024, Eagle received the Sports Emmy award for Outstanding Personality/Emerging On Air.

Eagle held the same role for NFL coverage on Nickelodeon for two seasons (2020-21) on Wild Card Weekend along with the network's coverage of Super Bowl LVIII. The inaugural game totaled over two million viewers, marking the network's most-watched program among total viewers in nearly four years. Eagle received critical acclaim and the broadcast was recognized with a national Emmy award.

A 2019 graduate of Syracuse University, Eagle is the son of CBS NFL play-by-play broadcaster and fellow Syracuse graduate Ian Eagle. The elder Eagle also calls NBA and college basketball games on CBS, TNT and TBS and Brooklyn Nets games on the YES Network.

Noah Eagle joins Hall of Famer Dan Fouts in the booth for Chargers preseason games. Fouts called NFL games with Eagle's father, Ian, on CBS for 10 years (2010-19).

DAN FOUTS

ANALYST

Dan Fouts, Pro Football Hall of Famer and former All-Pro quarterback, returns to the preseason booth for the Chargers.

Before his return to CBS, Fouts worked for ABC from 1997 to 2008 as an analyst alongside Keith Jackson. He served as play-by-play announcer for ABC's coverage of Pac-10 college football (2006-2007). Before that, Fouts spent two years working with Al Michaels and Dennis Miller as an analyst on ABC's *Monday Night Football*.

Fouts' 32-year broadcasting credits include the Super Bowl, Pro Bowl, Rose Bowl, Sugar Bowl, Aloha Bowl and the NFL Playoffs. In 1998 he and broadcast partner Brent Musburger had cameos in the hit film "The Waterboy," starring Adam Sandler.

Fouts played 15 seasons with the Bolts, where he was a six-time Pro Bowl selection. His years as pilot of the "Air Coryell" offense led him to retire with 42 team records and eight NFL records. His 43,040 total passing yards ranked No. 2 in NFL history at the time. Fouts earned NFL and AFC Player of the Year honors in 1982, and was inducted into the Pro Football Hall of Fame in 1993, his first year of eligibility. Fouts currently serves on the Hall of Fame's Advisory Committee and is one of the first inductees to serve as a voter for Hall of Fame eligibility. He also served on a blue ribbon panel of former and current players, coaches, executives and media members to select the NFL's All-Time team in celebration of the league's 100th season.

JAIME MAGGIO

SIDELINE REPORTER

Jaime Maggio has over a decade of experience as a television sports broadcaster. A two-time Emmy winner, you'll find Maggio anchoring in the studio for CBS Los Angeles (KCBS-2 and KCAL-9) or roaming the sidelines of Chargers, Rams, Lakers, Clippers, Dodgers and Angels games. She's also worked the sidelines for the NBA Playoffs on TNT and filled in on FS1 national shows, including Undisputed and The Herd with Colin Cowherd. Maggio previously worked on NFL Network, NFL on FOX, MLB on TBS, and Spectrum SportsNet covering the Lakers, Dodgers, Galaxy and Sparks.

Maggio attended Mary Star of the Sea high school in San Pedro, then graduated the University of California, Santa Barbara with a degree in Communications, and earned Deans Honors. She was a member of Pi Beta Phi sorority.

She is an avid yoga practitioner, dog person and travel enthusiast. She firmly believes in the importance of philanthropy and makes frequent blood donations to the American Red Cross. Maggio has also lectured at Pepperdine, USC and Syracuse.

CHARGERS EN ESPAÑOL

In 2020, Que Buena 105.5/94.3 FM (KBUE) was announced as the new flagship Spanish-language radio broadcaster of the Chargers. It is owned and operated by Estrella Media, and will broadcast all preseason, regular season and postseason Chargers games, including pregame and postgame shows. Throughout training camp and the regular and postseason, players, coaches and Chargers personalities will appear in regularly scheduled segments.

ADRIAN GARCIA-MARQUEZ

PLAY-BY-PLAY

Emmy Award-winning broadcaster Adrian Garcia-Marquez enters his sixth consecutive season in the Chargers booth after also serving as the team's Spanish-language commentator in the mid-2000's.

A fixture in the Southern California sports landscape for more than 20 years, Garcia-Marquez recently crossed over to English as he became the voice of the new MLS franchise, San Diego FC on KFMB and iHeart radio where he also hosts a mid-week show. Garcia-Marquez is also currently the lead play-by-play voice for FOX Deportes' coverage of the NFL and MLB, where he's called 11 World Series', 16 All Star Games and three Super Bowls. He also was recently one of the featured announcers for MLS on Apple TV. The multifaceted play-by-play announcer also has two Olympic Games under his belt as a basketball and soccer broadcaster for Telemundo, including the call for Gold Medal games.

As one of the leading bilingual broadcasters in the country, he's called international Soccer such as Nations League for CBS/Paramount, Club World Cup action on DAZN, as well as Copa Libertadores, Gold Cup, Liga MX and Mexican National Team broadcasts on FOX Sports. Prior to that, Garcia-Marquez spent six seasons calling Lakers basketball, racking up multiple awards including four Southern California Sports-Broadcaster Association Awards for best 'TV Play-by-Play.'

The San Diego native has also called Dodgers and Angels baseball games, Clippers, LAFC and Galaxy soccer, as well as USC football games and college basketball.

FRANCISCO PINTO

ANALYST

A native of Concepcion, Chile, Pinto will continue to lend his talents in the radio booth to serve as color analyst for the Chargers Spanish-language radio team. Pinto's long, illustrious career in television and radio spans 28 years, and he is a popular on-air personality in Los Angeles.

He won the 2012 and 2015 NBA Broadcasting Award for Best Live Call and a 2013 LA Area Emmy Award for Live Sports Coverage for the contest between the Lakers and Raptors on December 8 of that year. Prior to joining the Lakers broadcast team, Pinto spent 12 years with KMEX-TV, Univision's LA affiliate, where he was a sports anchor for seven years before switching to news and becoming a host on the station's morning newscast, Primera Edición.

Pinto has covered many of the biggest sporting events in the world, including two World Cups (2002 and 2006) and several NBA Finals, Super Bowls, World Series and world title boxing matches.

SOFI STADIUM

SoFi Stadium is the crown-jewel of Los Angeles and stadiums around the world. The venue is the centerpiece of Hollywood Park, a nearly 300-acre sports and entertainment destination in Inglewood, Cailf. Capacity for the state-of-the-art stadium is 70,000 and expandable up to 100,000, with more than 260 luxury suites and 13,000 premium seats.

On February 13, 2022, SoFi Stadium hosted its first major sporting event in Super Bowl LVI. The College Football Playoff National Championship and WrestleMania were also held at the venue in 2023, while the stadium will be the site of the Opening and Closing Ceremonies of the 2028 Olympic Games. Hollywood Park is 3.5 times the size of Disneyland Park and, when completed, will feature retail, office, hotel, residential and recreational space.

Towering 122 feet above the field and providing the best experience for fans is The Infinity Screen — the largest videoboard ever created for a sports venue. The dual-sided board is the first-of-its-kind, weighing in at 2.2 million pounds and 120 yards in length. The Infinity Screen is the only 4K end-to-end videoboard in a sporting venue, features 80 million pixels and provides the largest graphics control system ever seen. The structure also features more than 260 speakers attached to the videoboard.



Providing protection just 70 feet above the videoboard is an Ethylene Tetrafluoroethylene (ETFE) canopy, making SoFi Stadium is the world's first-ever indoor-outdoor stadium. The canopy features 46 mechanical panels that can open to release hot air, promoting passive air circulation throughout the building. Constructed with 17.8 miles of cables, the canopy's 3.6-million-pound wire frame cable net system is the first of its kind in the United States and the largest on the planet. Adjacent to the stadium and sitting under the same roof canopy is the 2.5-acre American Airlines Plaza and the 6,000-seat YouTube Theater.

SoFi Stadium is the fifth home stadium for the Chargers in history, and the first with a turf playing surface. The Bolts registered the first victory at their new home in a 39-29 win over Jacksonville in 2020, where eventual Rookie of the Year Justin Herbert became the first rookie in history to register a victory when posting for 300-plus passing yards, three passing touchdowns and a rushing score while throwing no interceptions.

THE BOLT

BY THE NUMBERS

150,000
SQUARE FEET

250	103	42 FT	22	3	1
TELEVISIONS	LOCKERS	LED VIDEO BOARD	MEETING ROOMS	PRACTICE FIELDS	PIZZA OVEN

CLOSE TO THE ACTION

7.1 MILES
TO SOFI STADIUM

3.4 MILES
TO LAX AIRPORT

2.7 MILES
TO MANHATTAN BEACH PIER

3 PROFESSIONAL SPORTS TRAINING FACILITIES
WITHIN 3 MILES (CHARGERS, LAKERS, KINGS)

MEDIA INFORMATION

GAME-DAY MEDIA PARKING: Media attending Chargers home games have been assigned reserved areas to park at SoFi Stadium. All parking will be distributed electronically. As a reminder, parking is limited and is being provided as a courtesy.

MEDIA ENTRANCE: All credentialed media should enter through the Southeast media gate between entries 10 & 11 near Media Will Call and are subject to search procedures. Please be prepared to open all cases and bags for inspection by SoFi Stadium security personnel. All items will be inspected and tagged for security purposes. Please make sure bags are identifiable and limit carry-in items to only what is necessary. Please remove any security tags from prior games.

JOSH RUPPRECHT
Senior Vice President,
Communications & Brand Messaging

JENNIFER ROJAS
Vice President,
Marketing Communications & Alumni Affairs

BROCK ANDERSON
Director,
Football Communications

LAUREN GEORGESON
Senior Manager, Corporate
Marketing & Communications

LEONIE STREHL
Senior Coordinator, Marketing
Communications & Alumni Affairs

RICKY MARTINEZ
Coordinator,
Football Communications

The communications department of the Los Angeles Chargers serves as the liaison between the team and the media. Please contact us with all requests for information or game credentials.

LOS ANGELES CHARGERS COMMUNICATIONS DEPARTMENT

Josh Rupprecht	Senior Vice President, Communications & Brand Messaging
Jennifer Rojas	Vice President, Marketing Communications & Alumni Affairs
Brock Anderson	Director, Football Communications
Lauren Georgeson	Senior Manager, Corporate Marketing & Communications
Leonie Strehl	Senior Coordinator, Marketing Communications & Alumni Affairs
Ricky Martinez	Coordinator, Football Communications

CHARGERS MEDIA SITE

Chargers.com/media is available to assist media with coverage leading up to each game of the 2025 season. The media site contains digital copies of all press materials. Credential requests on the site must be submitted by the sports director, sports editor or photo editor to be considered.

PRESS BOX

Media can access the press box by entering SoFi Stadium through the Southeast media gate. Once on the concourse, turn left and walk along the concourse around the South end zone until reaching elevators in the Southwest corner of the stadium. Take elevators up to level 7 to access the press box.

TICKET INFORMATION

For information, call the Chargers' ticket office at 1-877-CHARGERS or visit chargers.com/tickets.

LOS ANGELES CHARGERS 2025 MEDIA GUIDE

The 2025 Media Guide is a publication of the Los Angeles Chargers.

The Los Angeles Chargers 2025 Media Guide was edited and arranged by Brock Anderson and Ricky Martinez with the help of Josh Rupprecht, Jennifer Rojas, Lauren Georgeson, Leonie Strehl, Sophia Cooper and Tim Longoria.

A special thank you to Tyler Brazas and Jacqueline Mang for their design assistance. Photography by Mike Nowak, Ty Nowell and *AP* Images. Thank you to Jim Cosgrove and Gorilla Marketing for printing and binding hard copies.

INDEX

100-yard receiving games, all-time 317
100-yard rushing games, all-time 316
200-yard all-purpose games, all-time 322
2024 In Review
- Game Summaries 292
- Participation, regular season 286
- Participation, postseason 291
- Regular-season rankings 285
- Single-game highs 288
- Statistics, defense, regular season 285
- Statistics, defense, postseason 290
- Statistics, offense, regular season 284
- Statistics, offense, postseason 289
- Weekly leaders, regular season 287
- Weekly leaders, postseason 290

300-yard passing games, all-time 315

A

Abraham, Dennis 91
Alexander, Chad 90
Alt, Joe 106
Andrews, Matt 96

B

Bannerman-Oden, Jaylen 93
Barnhart, Karsen 273
Becton Sr., Mekhi 108
Beidelshies, Donovan 93
Big Days (notable performances) 315
Bischoff, Andy 53
Bonk, Jeanne M. 37
Bowman, NaVorro 55
Bozeman, Bradley 110
Brady, Marcus 57
Bridges, Trikweze 272
Brodsky, Ethan 94
Brooks, Jonathan 86

C

Caldwell, Jamaree 266
Campbell, Dalevon 273
Campbell, Kirk 59
Carpenter, Jeff 60
Castles, McCallan 274
Chargers broadcasts
- English radio 495
- Preseason telecast 496
- Spanish radio 497

Chargers honors 435
Chargers in the Community 8
Chargers top-10
- Career 311
- Single-season 313

Chronology, Chargers franchise 438
Clark, Louis 90
Clinkscale, Steve 61
Coaches, all-time
- Head coaches 465
- Assistants 468

College, draft selections by 460
College, players by 478
Colson, Junior 114
Conklin, Tyler 115

D

Davis, Derius 118
Day, Shane 63
Devlin, Mike 65
DeWolf, Lincoln 89
Dicker, Cameron 120
Dissly, Will 124
Draft
- All-time selections 452
- Choices, 2025 459
- College, selections by 460

Dupree, Bud 127
Dye, Troy 132

E

Eboigbe, Justin 135
Edwards, TeRah 274
Elston, Mike 67
Evangelides, Noah 96

F

Ficken, Ryan 45
Fisk, Tucker 136
Fitzpatrick, Dez 138
Football Support Staff 97
Fuga, Josh 274
Fuller, Adam 69

G

Gadsden, Oronde 269
Gilman, Alohi 140
Gould, Chris 71
Grimm, Luke 275
Guidry, Kylan 275

H

Hammond, Josh 73
Hampton, Omarion 264
Hand, Da'Shawn 144
Harbaugh, Jim 42
Hardwick, Nick 74
Harris, Josh 146
Harris, Najee 151
Harris, Tre' 265
Hart, Cam 154
Harvey, Maya 96
Haskins, Hassan 156
Head coaches, all-time 465
Heinicke, Taylor 158
Henley, Daiyan 160
Herbert, Ben 85
Herbert, Justin 162
Hiestand, Mike 75
Hinton, Christopher 176
Hobbs, Chris 94
Honored numbers 425
Hortiz, Joe 40

J

Jackson, Donte . . . 177
Jackson, JaQuae . . . 180
James, Andre . . . 181
James Jr., Derwin . . . 183
Jasinski, Mike . . . 92
Jefferson, Tony . . . 190
Johnson, Emany . . . 275
Johnson, Jaylen . . . 276
Johnson, Zion . . . 193
Johnston, Quentin . . . 196
Jones, Jaylen . . . 276
Jones, Naquan . . . 198
Jones, Nash . . . 276

K

Kaltenberger, Josh . . . 277
Kennard, Kyle . . . 267
Klotz, Stevo . . . 277
Krawiec, Corey . . . 91

L

Lal, Sanjay . . . 77
Lambert-Smith, KeAndre . . . 268
Lance, Trey . . . 200
Last time . . . 328
Leonard, Deane . . . 202
Longest plays
- Postseason . . . 324
- Regular season . . . 323

Lyon, Tyler . . . 91

M

Maas, Fred . . . 39
Mack, Khalil . . . 204
MacPherson, James . . . 94
Matlock, Scott . . . 212
Mauga, Kana'i . . . 214
McConkey, Ladd . . . 215
McDonald, Kiel . . . 79
McGuire, Ed . . . 38
McGuire, Kevin . . . 95
Media information . . . 500
Mickens, RJ . . . 271
Miller-Hines, Nyheim . . . 217
Minter, Jesse . . . 48
Minter, Rick . . . 81
Molden, Elijah . . . 220
Morris-Brash, Tre'Mon . . . 277
Murphy, Caleb . . . 222
Muschamp, Robert . . . 83

N

Nelson, Ryan . . . 278
NFL honors . . . 429

O

Ogbonnia, Otito . . . 223
Oladokun, Jordan . . . 278
Orsini, Giuseppe . . . 96

P

Patterson, Jaret . . . 225
Perryman, Denzel . . . 226
Petaia, Jordan . . . 278
Phillips, Del'Shawn . . . 231
Pipkins III, Trey . . . 233
Postseason results
- All-time . . . 406
- Game summaries . . . 409

Preseason results, all-time . . . 407
Prime-time, Chargers in . . . 405
Pro Football Hall of Fame, Chargers enshrined . . . 426
Purchase, Myles . . . 279

R

Rabe, Ben . . . 88
Randolph, Garmon . . . 279
Reagor, Jalen . . . 237
Records, Individual
- Postseason . . . 325
- Regular season . . . 302

Records, Team
- Postseason . . . 327
- Regular season . . . 306

Reed, Nikko . . . 279
Results
- All-time record . . . 398
- By opponent . . . 399
- Postseason, all-time . . . 406
- Preseason, all-time . . . 407
- Prime time, since 1970 . . . 405
- Warmest and coldest games . . . 398

Rice, Brenden . . . 239
Rogers, Eric . . . 280
Roman, Greg . . . 50
Roney, Dylan . . . 84
Roster
- Alphabetical, 2025 . . . 103
- Alphabetical, all-time . . . 469
- Numerical, 2025 . . . 104
- Numerical, all-time . . . 479

Ryan, Patrick . . . 95

S

Salyer, Jamaree . . . 240
Sanders, Raheim . . . 280
Schedule
- Chargers, 2025 . . . 1
- NFL regular season, 2024 . . . 492

Scott, JK . . . 243
Sheridan, Justin . . . 95
Slater, Rashawn . . . 247
SoFi Stadium . . . 498
Spanos, A.G. . . . 35
Spanos, Alex & Faye . . . 28
Spanos, Dean A. . . . 30
Spanos, John . . . 36
Spanos, Michael A. . . . 33
Spanos Ruhl, Alexis . . . 34
Staff Directory . . . 3
Stewart, Corey . . . 280
Still, Tarheeb . . . 250
St-Juste, Benjamin . . . 252
Sylvan, Katie . . . 92

T

Tart, Teair . . . 254
Taylor, Branson . . . 270
Taylor, Ja'Sir . . . 256
The Bolt . . . 499
Trade history . . . 461
Tuipulotu, Tuli . . . 259

U

Uiagalelei, DJ . . . 281
Uniform history . . . 466

V

Vidal, Kimani . . . 262

W

Washington, Savion . . . 281
Wax, Marlowe . . . 282
Weidl, Kevin . . . 93
Williamson, Kendall . . . 282
Woodhouse, Devin . . . 87

Y

Year-By-Year Statistics . . . 331

SoFi Stadium

SEATING MAP

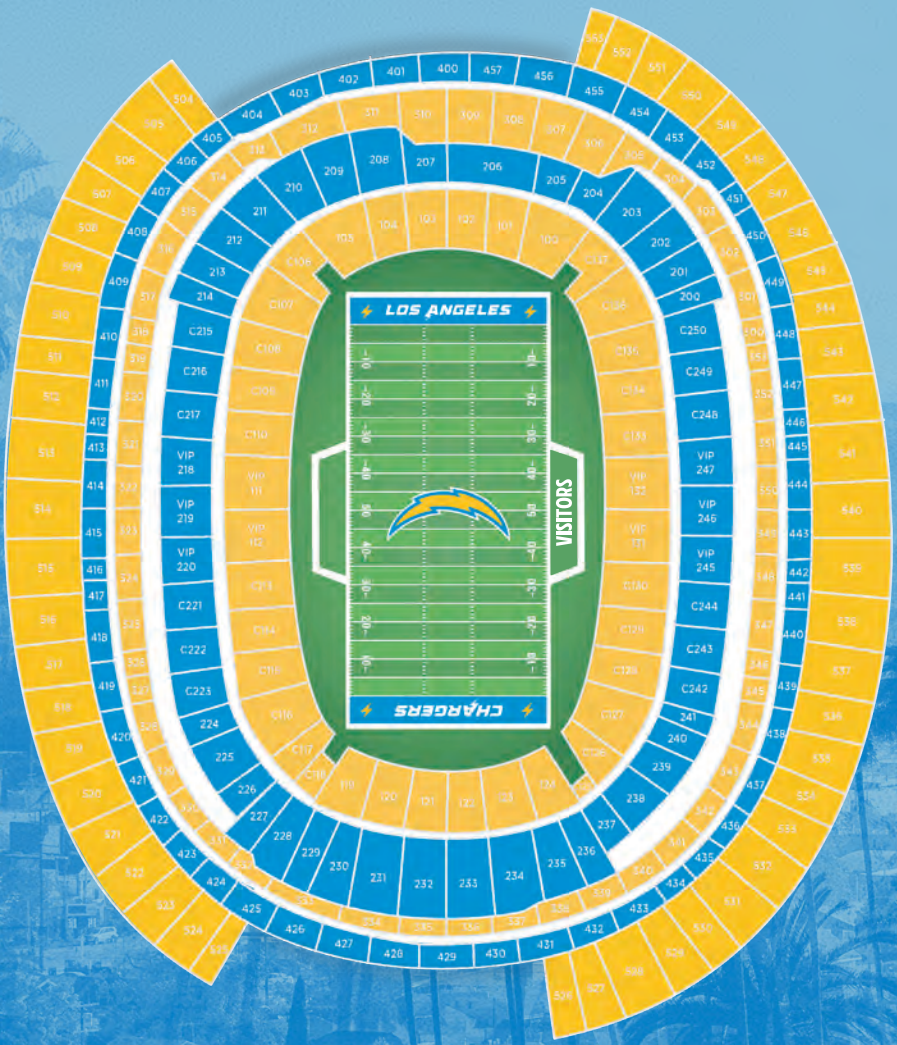

CHARGERS.COM

THE BEST GOT BETTER. AGAIN.

CHARGERS.COM/UNIFORM